

STATE OF MISSOURI
DEPARTMENT OF NATURAL RESOURCES
MISSOURI CLEAN WATER COMMISSION



CONSTRUCTION PERMIT

The Missouri Department of Natural Resources hereby issues a permit to:

Greg Wykes, Energy Management Coordinator
Missouri Department of Corrections
2729 Plaza Drive
Jefferson City, MO 65102

for the construction of (described facilities):

See attached.

Permit Conditions:

See attached.

Construction of such proposed facilities shall be in accordance with the provisions of the Missouri Clean Water Law, Chapter 644, RSMo, and regulation promulgated thereunder, or this permit may be revoked by the Department of Natural Resources (Department).

As the Department of Natural Resources does not examine structural features of design or the efficiency of mechanical equipment, the issuance of this permit does not include approval of these features.

A representative of the Department of Natural Resources may inspect the work covered by this permit during construction. Issuance by the Department of Natural Resources of a permit to operate will be contingent on the work substantially adhering to the approved plans and specifications.

This permit applies only to the construction of water pollution control components; it does not apply to other environmentally regulated areas.

May 24, 2022
Effective Date

May 23, 2024
Expiration Date

A handwritten signature in black ink that reads "Chris Wieberg".

Chris Wieberg, Director, Water Protection Program

CONSTRUCTION PERMIT

I. CONSTRUCTION DESCRIPTION

Replacing the existing surface aerators with submerged aerators, installing a NitrOx Moving Bed Bioreactor between cells 2 and 3, installing a UV disinfection system, and installing a magmeter-type flow meter. Additional stormwater deviation work and berm repair work will also be performed during this project. Sludge will not be removed during this project.

This project will also include general site work appropriate to the scope and purpose of the project and all necessary appurtenances to make a complete and usable wastewater treatment facility.

II. COST ANALYSIS FOR COMPLIANCE

The Department of Natural Resources is not required to complete a cost analysis for compliance because the facility is not a combined or separate sanitary sewer system for a publically-owned treatment works.

III. CONSTRUCTION PERMIT CONDITIONS

The permittee is authorized to construct subject to the following conditions:

1. This construction permit does not authorize discharge.
2. All construction shall be consistent with plans and specifications signed and sealed by Valerie Holland, P.E., of Bartlet & West, Inc., and as described in this permit.
3. The Department of Natural Resources must be contacted in writing prior to making any changes to the plans and specifications that would directly or indirectly have an impact on the capacity, flow, system layout, or reliability of the proposed wastewater treatment facilities or any design parameter that is addressed by 10 CSR 20-8, in accordance with 10 CSR 20-8.110(11).
4. State and federal law does not permit bypassing of raw wastewater, therefore steps must be taken to ensure that raw wastewater does not discharge during construction. If a sanitary sewer overflow or bypass occurs, report the appropriate information to the Department of Natural Resources' Northeast Regional Office per 10 CSR 20-7.015(9)(G).
5. The wastewater facility structures, electrical equipment, and mechanical equipment shall be protected from physical damage by not less than the one hundred (100)-year flood elevation per 10 CSR 20-8.140(2)(B). The minimum distance between wastewater treatment facilities and all potable water sources shall be at least three hundred feet (300') per 10 CSR 20-8.140(2)(C)1.

6. In addition to the requirements for a construction permit, 10 CSR 20-6.200 requires land disturbance activities of 1 acre or more to obtain a Missouri state operating permit to discharge stormwater. The permit requires best management practices sufficient to control runoff and sedimentation to protect waters of the state. Land disturbance permits will only be obtained by means of the Department of Natural Resources' ePermitting system available online at <https://dnr.mo.gov/data-e-services/missouri-gateway-environmental-management-mogem>. See <https://dnr.mo.gov/data-e-services/water/electronic-permitting-epermitting> for more information.
7. A United States Army Corps of Engineers (USACE) Clean Water Act Section 404 Department of the Army permit and a Section 401 Water Quality Certification issued by the Department of Natural Resources may be required for the activities described in this permit. This permit is not valid until these requirements are satisfied or notification is provided that no Section 404 permit is required by the USACE. You must contact your local USACE district since they determine what waters are jurisdictional and which permitting requirements may apply. You may call the Department of Natural Resources' Water Protection Program, Operating Permits Section at 573-522-4502 for more information. See <https://dnr.mo.gov/water/business-industry-other-entities/permits-certification-engineering-fees/section-401-water-quality> for more information.
8. All construction must adhere to applicable 10 CSR 20-8 (Chapter 8) requirements listed below.
 - Flood protection shall apply to new construction and to existing facilities undergoing major modification. The wastewater facility structures, electrical equipment, and mechanical equipment shall be protected from physical damage by not less than the one hundred (100)-year flood elevation. 10 CSR 20-8.140(2)(B)
 - Unless another distance is determined by the Missouri Geological Survey or by the Department of Natural Resources' Public Drinking Water Branch, the minimum distance between wastewater treatment facilities and all potable water sources shall be at least three hundred feet (300'). 10 CSR 20-8.140(2)(C)1.
 - Facilities shall be readily accessible by authorized personnel from a public right-of-way at all times. 10 CSR 20-8.140(2)(D)
 - The outfall shall be so constructed and protected against the effects of flood water, ice, or other hazards as to reasonably ensure its structural stability and freedom from stoppage. 10 CSR 20-8.140(6)(A)
 - All sampling points shall be designed so that a representative and discrete twenty-four (24) hour automatic composite sample or grab sample of the effluent discharge can be obtained at a point after the final treatment process and before discharge to or mixing with the receiving waters. 10 CSR 20-8.140(6)(B)
 - All outfalls shall be posted with a permanent sign indicating the outfall number (i.e., Outfall #001). 10 CSR 20-8.140(6)(C)
 - All wastewater treatment facilities shall be provided with an alternate source of electric power or pumping capability to allow continuity of operation during power failures. 10 CSR 20-8.140(7)(A)1.
 - Electrical systems and components in raw wastewater or in enclosed or partially enclosed spaces where hazardous concentrations of flammable gases or vapors that

- are normally present, shall comply with the NFPA 70 *National Electric Code (NEC)* (2017 Edition), as approved and published August 24, 2016, requirements for Class I, Division 1, Group D locations. 10 CSR 20-8.140(7)(B)
- An audiovisual alarm or a more advanced alert system, with a self-contained power supply, capable of monitoring the condition of equipment whose failure could result in a violation of the operating permit, shall be provided for all wastewater treatment facilities. 10 CSR 20-8.140(7)(C)
 - No piping or other connections shall exist in any part of the wastewater treatment facility that might cause the contamination of a potable water supply. 10 CSR 20-8.140(7)(D)1.
 - Where a separate non-potable water supply is to be provided, a break tank will not be necessary, but all system outlets shall be posted with a permanent sign indicating the water is not safe for drinking. 10 CSR 20-8.140(7)(D)4.
 - A means of flow measurement shall be provided at all wastewater treatment facilities. 10 CSR 20-8.140(7)(E)
 - Effluent twenty-four (24) hour composite automatic sampling equipment shall be provided at all mechanical wastewater treatment facilities and at other facilities where necessary under provisions of the operating permit. 10 CSR 20-8.140(7)(F)
 - Adequate provisions shall be made to effectively protect facility personnel and visitors from hazards. The following shall be provided to fulfill the particular needs of each wastewater treatment facility:
 - Fencing. Enclose the facility site with a fence designed to discourage the entrance of unauthorized persons and animals; 10 CSR 20-8.140(8)(A)
 - Gratings over appropriate areas of treatment units where access for maintenance is necessary; 10 CSR 20-8.140(8)(B)
 - First aid equipment; 10 CSR 20-8.140(8)(C)
 - Posted “No Smoking” signs in hazardous areas; 10 CSR 20-8.140(8)(D)
 - Appropriate personal protective equipment (PPE); 10 CSR 20-8.140(8)(E)
 - Appropriately-placed warning signs for slippery areas, non-potable water fixtures (see subparagraph (7)(D)3.B. of this rule), low head clearance areas, open service manholes, hazardous chemical storage areas, flammable fuel storage areas, high noise areas, etc.; 10 CSR 20-8.140(8)(I)
 - Provisions for local lockout/tagout on stop motor controls and other devices; 10 CSR 20-8.140(8)(L)
 - Provisions for an arc flash hazard analysis and determination of the flash protection boundary distance and type of PPE to reduce exposure to major electrical hazards shall be in accordance with NFPA 70E *Standard for Electrical Safety in the Workplace* (2018 Edition), as approved and published August 21, 2017. 10 CSR 20-8.140(8)(M)
 - Emergency Power. Disinfection processes, when used, shall be provided during all power outages. 10 CSR 20-8.190(2)(A); 10 CSR 20-8.140(7)(A)2.
 - The UV dosage shall be based on the design peak hourly flow, maximum rate of pumpage, or peak batch flow. 10 CSR 20-8.190(5)(A)1.
 - The UV system shall deliver the target dosage based on equipment derating factors and, if needed, have the UV equipment manufacturer verify that the scale up or scale

- down factor utilized in the design is appropriate for the specific application under consideration. 10 CSR 20-8.190(5)(A)3.
- The UV system shall deliver a minimum UV dosage of thirty thousand microwatt seconds per centimeters squared (30,000 $\mu\text{W}\cdot\text{s}/\text{cm}^2$, or 30 mJ/cm^2). 10 CSR 20-8.190(5)(A)4.
 - Open channel UV systems. The combination of the total number of banks shall be capable of treating the design peak hourly flow, maximum rate of pumpage, or peak batch flow. 10 CSR 20-8.190(5)(B)1.
 - The UV system must continuously monitor and display at the UV system control panel the following minimum conditions:
 - The relative intensity of each bank or closed vessel system; 10 CSR 20-8.190(5)(C)1.A.
 - The operational status and condition of each bank or closed vessel system; 10 CSR 20-8.190(5)(C)1.B.
 - The ON/OFF status of each lamp in the system; 10 CSR 20-8.190(5)(C)1.C. and
 - The total number of operating hours of each bank or each closed vessel system. 10 CSR 20-8.190(5)(C)1.D.
 - The UV system shall include an alarm system. Alarm systems shall comply with 10 CSR 20-8.140(7)(C). 10 CSR 20-8.190(5)(C)2.
 - Moving Bed Bioreactor (MBBR). A MBBR secondary treatment system shall provide upstream preliminary treatment units capable of—
 - Screening to reduce pass-through and suspended solids; 10 CSR 20-8.180(8)(A)
 - Grit removal; 10 CSR 20-8.180(8)(B) and
 - Oil and grease removal. 10 CSR 20-8.180(8)(C)
 - Minimum freeboard shall be two feet (2'). 10 CSR 20-8.200(4)(A)3.
 - Seep collars shall be provided on drainpipes where they pass through the lagoon seal. 10 CSR 20-8.200(4)(C)4.

Regarding the berm repair, as needed:

- Lagoon berms shall be constructed of relatively impervious material and compacted to at least ninety-five percent (95%) maximum dry density test method to form a stable structure. 10 CSR 20-8.200(4)(A)1.
- The minimum berm width shall be eight feet (8') to permit access of maintenance vehicles. 10 CSR 20-8.200(4)(A)2.
- The lagoon shall be sealed to ensure that seepage loss is as low as possible and has a design permeability not exceeding 1.0×10^{-7} cm/sec. 10 CSR 20-8.200(4)(C)1.

9. Upon completion of construction:

- A. The Department of Corrections will become the continuing authority for operation and maintenance of these facilities;
- B. Submit an electronic copy of the as-built plans if the project was not constructed in accordance with previously submitted plans and specifications; and
- C. Submit the enclosed form Statement of Work Completed to the Department of Natural Resources in accordance with 10 CSR 20-6.010(5)(N).

IV. REVIEW SUMMARY

1. CONSTRUCTION PURPOSE

The facility is in enforcement for failure to meet the November 2017 operating permit's schedule of compliance for *E. coli* and Ammonia as N. In addition, existing berm damage and stormwater diversion issues will be resolved.

2. FACILITY DESCRIPTION

The existing WWTF is a three-cell lagoon (cells 1 and 2 aerated), with a headworks (grinder with bypass screen followed by an influent lift station). The facility is in enforcement in part for failing to upgrade to meet the permit schedule of compliance. The December 2021 Abatement Order on Consent (AOC) requires proposed construction upgrades to be completed by September 30, 2023.

Proposed construction includes the addition of a NitrOx MBBR reactor and ultraviolet light (UV) disinfection system, as well as upgrading lagoon aeration. In addition, a new magmeter-type flow meter will be provided, electric service will be upgraded, a standby generator will be provided, stormwater routing will be improved near the headworks, and a leak in the southwestern berm of cell #2 will be repaired.

The Moberly Correctional Center WWTF is located at 5201 S Morley St, Moberly, in Randolph County, Missouri. The facility has a design average flow of 470,000 gpd and serves a hydraulic population equivalent of approximately 4,750 people.

3. COMPLIANCE PARAMETERS

The proposed project is required to meet final Ammonia as N effluent limits of 1.3 mg/L (Apr to Sep) and 2.8 mg/L (Oct to Mar) and an effluent limit of 206 colonies per 100 mL for *E. coli* as established in Operating Permit MO-0053937.

As the current operating permit (issued in November 2017) will expire prior to completion of construction, an operating permit renewal was drafted concurrent to this project. Ammonia limits were recalculated as part of the renewal, and "equivalent to secondary" limits for TSS and "lagoon" pH limits are no longer applicable. The limits following the completion of construction that will be applicable to the facility are as follows:

Parameter	Units	Monthly average limit
Biochemical Oxygen Demand ₅	mg/L	30
Total Suspended Solids	mg/L	30
<i>E. coli</i> bacteria	#/100mL	206
Ammonia as N (January)	mg/L	3.1
Ammonia as N (February)	mg/L	2.7
Ammonia as N (March)	mg/L	2.7
Ammonia as N (April)	mg/L	2.3
Ammonia as N (May)	mg/L	1.9

Ammonia as N (June)	mg/L	1.5
Ammonia as N (July)	mg/L	1.1
Ammonia as N (August)	mg/L	1.3
Ammonia as N (September)	mg/L	1.7
Ammonia as N (October)	mg/L	2.6
Ammonia as N (November)	mg/L	3.1
Ammonia as N (December)	mg/L	2.7
pH	SU	6.5-9.0
Oil & Grease	mg/L	10

4. REVIEW of MAJOR TREATMENT DESIGN CRITERIA

Existing major components that will remain in use include the following:

- Auger Monster (~1,000 gpm capacity) with a bypass channel containing a manual bar screen
- Influent Parshall flume with ultrasonic flow meter
- Influent lift station
- Lagoon cell 1 has a surface area of approximately 6.1 acres, with a depth approximately 7.5 ft from water surface elevation to bottom of lagoon cell, with a dry-weather detention time of at least 35 days at the design average flow rate of 470,000 gpd.
- Lagoon cell 2 has a surface area of approximately 7.0 acres, with a depth of approximately 7 ft from water surface elevation to bottom of lagoon cell, with a dry-weather detention time of at least 32 days at the design average flow rate of 470,000 gpd.
- Lagoon cell 3 has a surface area of just under an acre, with a water depth of at least 8 ft, and a dry-weather detention time of at least 3 days.

Construction will cover the following items:

- Components are designed for a Population Equivalent of 4,750 based on hydraulic loading to the system.
- Existing surface aerators in Lagoon cell 1 will be removed and replaced with 38 aerators in cell 1 and 6 aerators in cell 2 to maintain partial-mix conditions. Aeration will be by means of two tri-lobe positive displacement blowers (75 HP motors on VFDs) each capable of supplying at least 1616 scfm for both cells.
- Triplepoint Water Technologies, LLC NitrOx™ – The lagoon treated effluent will flow by gravity to the NitrOx™ system. The NitrOx™ system is capable of treating a design average flow of 470,000 gpd. The system is composed of two tanks with each approximately 24 ft (length) x 16 ft (width) x 18 ft (depth) with a sidewater depth of 12 ft. Total volume of the two tanks is 68,936 gallons. The average flow hydraulic retention time is 3.5 hours and the peak flow hydraulic retention time is 1.4 hours. A floating insulating cover shall be installed in each tank. An immersion tank heater will be installed to maintain a minimum wastewater temperature of 2.5°C. Each tank shall be filled approximately 16% with high surface area HDPE media (approximately 1,800 m²/m³). Aeration by

means of dual 25 HP tri-lobe positive displacement blowers (duty and redundant, on VFD) capable of supplying 226 scfm in each tank. The effluent from the NitrOx™ will flow by gravity to Lagoon Cell No. 3 for polishing prior to disinfection and discharge. The system includes an alarm telemetry system.

- Disinfection – Disinfection is the process of removal, deactivation, or killing of pathogenic microorganisms.
 - Non-Contact Ultraviolet (UV) – A closed channel, gravity flow, low pressure high intensity UV disinfection system capable of treating a peak flow of 1,728,000 gpd (1,200 gpm) while delivering a minimum UV intensity of 30 mJ/cm² at an expected ultraviolet transmissivity of at least 50%. The single closed channel UV system consists of two banks in series with five modules per bank and eight lamps per module (a total of 80 lamps). Each bank is capable of disinfecting 50% of the design peak flow. The disinfected effluent will flow by gravity through flow measurement equipment and to Outfall No. 001. The proposed system is Enaqua C2T.06042 or approved equal. The tubes are fouling resistant AFP™ (Activated Fluoropolymer) material
- Post Aeration –
 - To ensure sufficient oxygen, the polishing basin will have one medium or fine bubble submersible aerator capable of supplying 14.2 scfm. HRT at design average flow is ~89 hours; HRT at maximum hourly flow is ~36 hours.
- Outfall – The outfall structure will be replaced (in the same location) with a new concrete structure and 1.0-ft thick rip-rap blanket for scour protection. The outfall consists of a discharge pipe. Effluent sampling will occur from the “washdown manhole”, just downstream of the UV system.
- Emergency Power – A 400 kW standby diesel generator and automatic transfer switch will be provided to operate the treatment facility in event of power failure.
- Flow Measurement – Installation of accurate flow measurement devices will give the treatment facility a means of improved data analysis.
 - Electromagnetic Meter – An effluent electromagnetic 12-inch flow meter shall measure the secondary treated and disinfected wastewater prior to discharge at Outfall No. 001.

5. OPERATING PERMIT

Operating permit MO-0053937 will require a modification to reflect the construction activities. The modified Moberly Correctional Center WWTF, MO-0053937, was successfully public noticed from April 1, 2022, to May 2, 2022, with no comments received. Submit the Statement of Work Completed to the Department of Natural Resources in accordance with 10 CSR 20-6.010(5)(N) and request the operating permit modification be issued.

The operating permit that is current at the time of drafting this renewal/modification was issued on November 1, 2017, and will expire on March 31, 2022. Since the operating permit is expected to expire prior to completion of construction, this draft permit will constitute both the five-year renewal and the modification due to construction upgrades.

This facility does not meet the requirements of the MOGD, issued on July 1, 2019, as the design average flow for the facility of 470,000 gpd (which is greater than the maximum allowed 50,000 gpd for the MOGD).

V. NOTICE OF RIGHT TO APPEAL

If you were adversely affected by this decision, you may be entitled to an appeal before the Administrative Hearing Commission (AHC) pursuant to Section 621.250 RSMo. To appeal, you must file a petition with the AHC within 30 days after the date this decision was mailed or the date it was delivered, whichever date was earlier. If any such petition is sent by registered mail or certified mail, it will be deemed filed on the date it is mailed; if it is sent by any method other than registered mail or certified mail, it will be deemed filed on the date it is received by the AHC. Any appeal should be directed to:


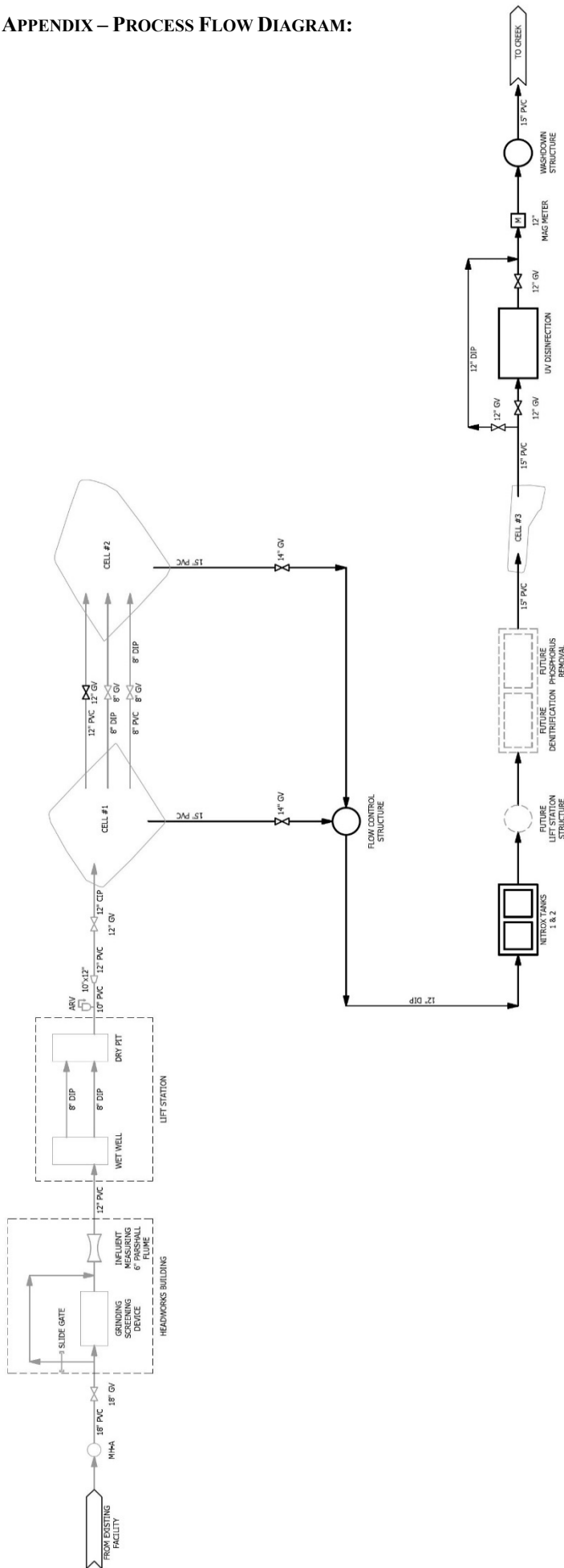
Administrative Hearing Commission
U.S. Post Office Building, Third Floor
131 West High Street, P.O. Box 1557
Jefferson City, MO 65102-1557
Phone: 573-751-2422
Fax: 573-751-5018
Website: <https://ahc.mo.gov>

Scott Adams, P.E.
Engineering Section
scott.adams@dnr.mo.gov

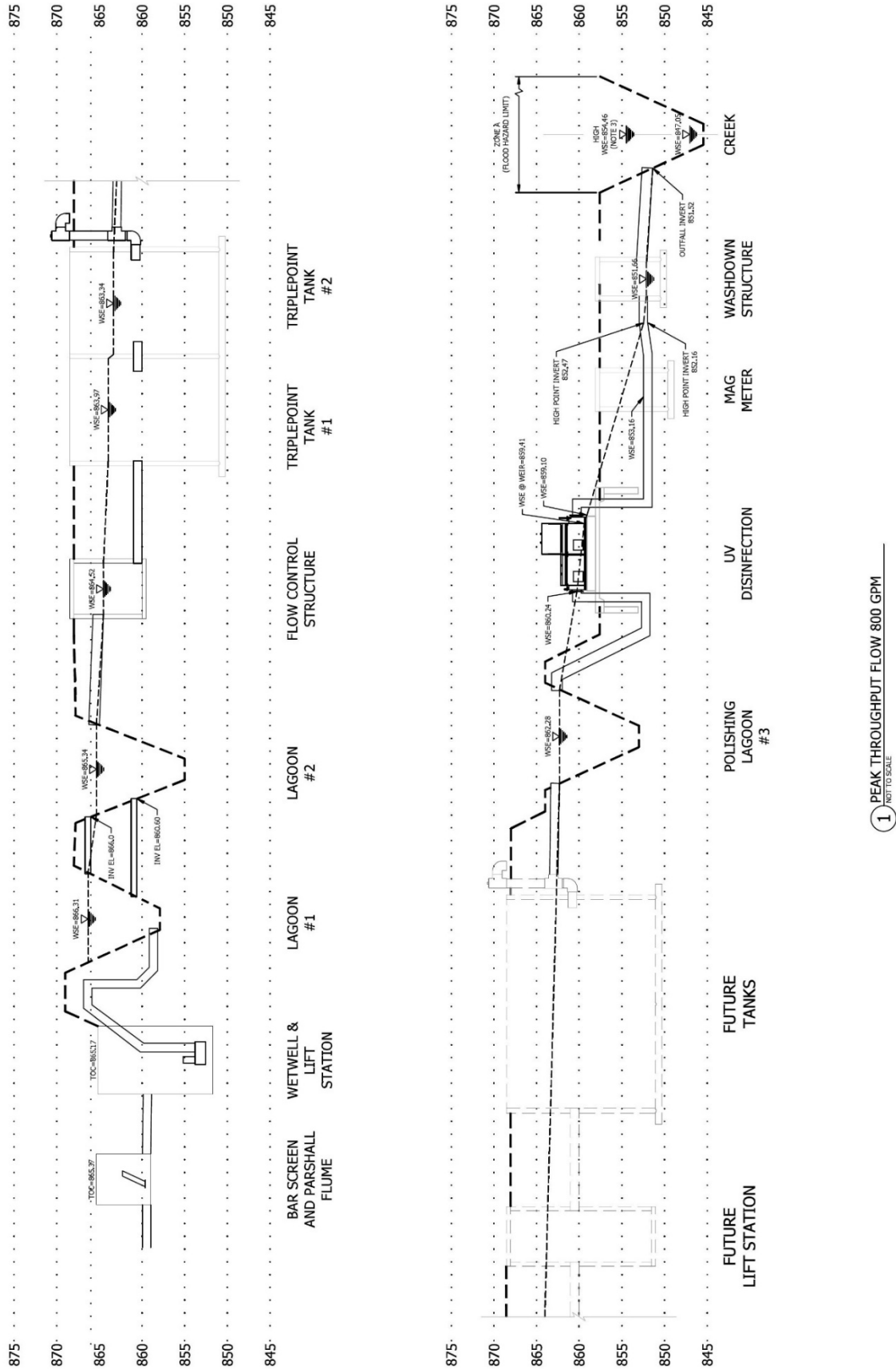
APPENDICES


- **Process Flow Diagram**
- **Facility Profile**

APPENDIX – PROCESS FLOW DIAGRAM:



APPENDIX – FACILITY PROFILE:





MISSOURI DEPARTMENT OF NATURAL RESOURCES
 WATER PROTECTION PROGRAM
**APPLICATION FOR CONSTRUCTION PERMIT –
 WASTEWATER TREATMENT FACILITY**


FOR DEPARTMENT USE ONLY	
APP NO.	CP NO.
FEE RECEIVED	CHECK NO.
DATE RECEIVED	

APPLICATION OVERVIEW

The Application for Construction Permit – Wastewater Treatment Facility form has been developed in a modular format and consists of Part A and B. **All applicants must complete Part A.** Part B should be completed for applicants who currently land-apply wastewater or propose land application for wastewater treatment. **Please read the accompanying instructions before completing this form. Submittal of an incomplete application may result in the application being returned.**

PART A – BASIC INFORMATION


1.0 APPLICATION INFORMATION (Note – If any of the questions in this section are answered NO, this application may be considered incomplete and returned.)

- 1.1 Is this a Federal/State funded project? YES N/A Funding Agency: _____ Project #: _____
- 1.2 Has the Missouri Department of Natural Resources approved the proposed project's antidegradation review?
 YES Date of Approval: _____ N/A
- 1.3 Has the department approved the proposed project's facility plan*?
 YES Date of Approval: 10-19-2021 NO (If No, complete No. 1.4.)
- 1.4 [Complete only if answered No on No. 1.3.] Is a copy of the facility plan* for wastewater treatment facilities included with this application?
 YES NO Exempt because _____
- 1.5 Is a copy of the appropriate plans* and specifications* included with this application?
 YES Denote which form is submitted: Hard copy Electronic copy (See instructions.) NO
- 1.6 Is a summary of design* included with this application? YES NO
- 1.7 Has the appropriate operating permit application (A, B, or B2) been submitted to the department?
 YES Date of submittal: _____
 Enclosed is the appropriate operating permit application and fee submittal. Denote which form: A B B2
 N/A: However, In the event the department believes that my operating permit requires revision to permit limitation such as changing equivalent to secondary limits to secondary limits or adding total residual chlorine limits, please share a draft copy prior to public notice? YES NO
- 1.8 Is the facility currently under enforcement with the department or the Environmental Protection Agency? YES NO
- 1.9 Is the appropriate fee or JetPay confirmation included with this application? YES NO
 See Section 7.0 

* Must be affixed with a Missouri registered professional engineer's seal, signature and date.

2.0 PROJECT INFORMATION

2.1 NAME OF PROJECT Department of Corrections Wastewater Treatment Facility Improvements	2.2 ESTIMATED PROJECT CONSTRUCTION COST \$ 2,950,000
2.3 PROJECT DESCRIPTION This project improvements include the addition of aerators to Lagoon Cells #1, #2, and #3, Triplepoint Nitrox Tanks for ammonia treatment, UV for E. coli and an effluent flow meter.	
2.4 SLUDGE HANDLING, USE AND DISPOSAL DESCRIPTION Sludge will be removed in Lagoon Cell #3 and disposed of in accordance with State and Federal laws. Sludge will be retained in the Lagoon Cell #1 and #2.	
2.5 DESIGN INFORMATION A. Current population: _____; Design population: <u>4750</u> B. Actual Flow: _____ gpd; Design Average Flow: <u>470,000</u> gpd; Actual Peak Daily Flow: _____ gpd; Design Maximum Daily Flow: <u>864,000</u> gpd; Design Wet Weather Event: <u>1,728,000</u> gpd	
2.6 ADDITIONAL INFORMATION A. Is a topographic map attached? <input checked="" type="checkbox"/> YES <input type="checkbox"/> NO B. Is a process flow diagram attached? <input checked="" type="checkbox"/> YES <input type="checkbox"/> NO	

3.0 WASTEWATER TREATMENT FACILITY				
NAME Moberly Correctional Center WWTF		TELEPHONE NUMBER WITH AREA CODE 573-526-6512		E-MAIL ADDRESS greg.wykes@doc.mo.gov
ADDRESS (PHYSICAL) 5201 South Morley Street		CITY Moberly	STATE MO	ZIP CODE 65270
COUNTY Randolph				
Wastewater Treatment Facility: Mo- 0053937 (Outfall 1 Of 1)				
3.1 Legal Description: SE ¼, NW ¼, NE ¼, Sec. 25, T 53N, R 14W (Use additional pages if construction of more than one outfall is proposed.)				
3.2 UTM Coordinates Easting (X): 549016 Northing (Y): 4357131 For Universal Transverse Mercator (UTM), Zone 15 North referenced to North American Datum 1983 (NAD83)				
3.3 Name of receiving streams: Tributary to Coon Creek				
4.0 PROJECT OWNER				
NAME Department of Corrections		TELEPHONE NUMBER WITH AREA CODE 573-526-6512		E-MAIL ADDRESS greg.wykes@doc.mo.gov
ADDRESS 2729 Plaza Drive		CITY Jefferson City	STATE MO	ZIP CODE 65102
5.0 CONTINUING AUTHORITY: A continuing authority is a company, business, entity or person(s) that will be operating the facility and/or ensuring compliance with the permit requirements.				
NAME		TELEPHONE NUMBER WITH AREA CODE		E-MAIL ADDRESS
ADDRESS		CITY	STATE	ZIP CODE
5.1 A letter from the continuing authority, if different than the owner, is included with this application. <input type="checkbox"/> YES <input type="checkbox"/> NO <input checked="" type="checkbox"/> N/A				
5.2 COMPLETE THE FOLLOWING IF THE CONTINUING AUTHORITY IS A MISSOURI PUBLIC SERVICE COMMISSION REGULATED ENTITY.				
A. Is a copy of the certificate of convenience and necessity included with this application? <input type="checkbox"/> YES <input type="checkbox"/> NO				
5.3 COMPLETE THE FOLLOWING IF THE CONTINUING AUTHORITY IS A PROPERTY OWNERS ASSOCIATION.				
A. Is a copy of the as-filed restrictions and covenants included with this application? <input type="checkbox"/> YES <input type="checkbox"/> NO				
B. Is a copy of the as-filed warranty deed, quitclaim deed or other legal instrument which transfers ownership of the land for the wastewater treatment facility to the association included with this application? <input type="checkbox"/> YES <input type="checkbox"/> NO				
C. Is a copy of the as-filed legal instrument (typically the plat) that provides the association with valid easements for all sewers included with this application? <input type="checkbox"/> YES <input type="checkbox"/> NO				
D. Is a copy of the Missouri Secretary of State's nonprofit corporation certificate included with this application? <input type="checkbox"/> YES <input type="checkbox"/> NO				
6.0 ENGINEER				
ENGINEER NAME / COMPANY NAME Valerie Holland, P.E./Bartlett & West, Inc		TELEPHONE NUMBER WITH AREA CODE 573-659-6714		E-MAIL ADDRESS valerie.holland@bartwest.com
ADDRESS 1719 Southridge Drive, Suite 100		CITY Jefferson City	STATE MO	ZIP CODE 65109
7.0 APPLICATION FEE				
<input checked="" type="checkbox"/> CHECK NUMBER State of Missouri to transfer money. JETPAY CONFIRMATION NUMBER				
8.0 PROJECT OWNER: I certify under penalty of law that this document and all attachments were prepared under my direction or supervision in accordance with a system designed to assure that qualified personnel properly gather and evaluate the information submitted. Based on my inquiry of the person or persons who manage the system, or those persons directly responsible for gathering the information, the information submitted is, to the best of my knowledge and belief, true, accurate, and complete. I am aware that there are significant penalties for submitting false information, including the possibility of fine and imprisonment for knowing violations.				
PROJECT OWNER SIGNATURE 				
PRINTED NAME Greg Wykes			DATE 2-9-22	
TITLE OR CORPORATE POSITION Energy Management Coordinator		TELEPHONE NUMBER WITH AREA CODE 573-526-6512		E-MAIL ADDRESS greg.wykes@doc.mo.gov
Mail completed copy to: MISSOURI DEPARTMENT OF NATURAL RESOURCES WATER PROTECTION PROGRAM P.O. BOX 176 JEFFERSON CITY, MO 65102-0176				
END OF PART A.				
REFER TO THE APPLICATION OVERVIEW TO DETERMINE WHETHER PART B NEEDS TO BE COMPLETE.				