

STATE OF MISSOURI
DEPARTMENT OF NATURAL RESOURCES

MISSOURI CLEAN WATER COMMISSION



MISSOURI STATE OPERATING PERMIT

In compliance with the Missouri Clean Water Law (Chapter 644 RSMo, hereinafter, the Law), and the Federal Water Pollution Control Act (Public Law 92-500, 92nd Congress) as amended,

Permit No.:	MO-0112704
Owner:	City of Lathrop
Address:	P.O. Box 225, Lathrop, MO 64465
Continuing Authority:	Same as above
Address:	Same as above
Facility Name:	Lathrop WWTF
Facility Address:	0.2 miles NE of Latigo St. & Hwy 116 intersection, Lathrop, MO 64465
Legal Description:	Sec. 19, T55N, R30W, Clinton County
UTM Coordinates:	X=386913, Y=4379846
Receiving Stream:	Shoal Creek (C)
First Classified Stream and ID:	Presumed Use Stream (C) (5046)
USGS Basin & Sub-watershed No.:	(10280101-1301)

authorizes activities pursuant to the terms and conditions of this permit in accordance with the Missouri Clean Water Law and/or the National Pollutant Discharge Elimination System; it does not apply to other regulated activities.

FACILITY DESCRIPTION

Outfall #001 – POTW

The use or operation of this facility shall be by or under the supervision of a Certified “C” Operator.

Lift station / three-cell lagoon with IDEAL SBR system in cell 3 – sludge holding cell, bio-reactor cell, final polishing cell / UV disinfection / sludge is retained in lagoon.

Design population equivalent is 2,690.

Design flow is 290,400 gallons per day.

Actual flow is 139,500 gallons per day.

Design sludge production is 5.8 dry tons/year.

Permitted Feature INF – Influent Monitoring Location – Influent lift station

Legal Description: Sec. 19, T55N, R30W, Clinton County

UTM Coordinates: X=386843, Y=4379803

March 1, 2024

Effective Date

February 28, 2029

Expiration Date

John Hoke, Director, Water Protection Program

OUTFALL #001	TABLE A-1. FINAL EFFLUENT LIMITATIONS AND MONITORING REQUIREMENTS					
The permittee is authorized to discharge from outfall number(s) as specified in the application for this permit. The final effluent limitations in Table A-1 shall become effective on March 1, 2024 and remain in effect until expiration of the permit. Such discharges shall be controlled, limited and monitored by the permittee as specified below:						
EFFLUENT PARAMETER(S)	UNITS	FINAL EFFLUENT LIMITATIONS			MONITORING REQUIREMENTS	
		DAILY MAXIMUM	WEEKLY AVERAGE	MONTHLY AVERAGE	MEASUREMENT FREQUENCY	SAMPLE TYPE
eDMR Limit Set: M						
Flow	MGD	*		*	once/month	24 hr. total
Biochemical Oxygen Demand ₅	mg/L		45	30	once/month	composite**
Total Suspended Solids	mg/L		45	30	once/month	composite**
<i>E. coli</i> (Note 1)	#/100mL		1,030	206	once/week	grab
Ammonia as N (Apr 1- Sep 30)	mg/L	4.8		1.0	once/month	composite**
Ammonia as N (Oct 1 – Mar 31)	mg/L	7.1		2.2	once/month	composite**
Oil & Grease	mg/L	15		10	once/month	grab
EFFLUENT PARAMETER(S)	UNITS	MINIMUM		MAXIMUM	MEASUREMENT FREQUENCY	SAMPLE TYPE
pH – Units***	SU	6.5		9.0	once/month	grab
EFFLUENT PARAMETER(S)			UNITS	MONTHLY AVERAGE MINIMUM	MEASUREMENT FREQUENCY	SAMPLE TYPE
Biochemical Oxygen Demand ₅ – Percent Removal (Note 3)			%	85	once/month	calculated
Total Suspended Solids – Percent Removal (Note 3)			%	85	once/month	calculated
MONITORING REPORTS SHALL BE SUBMITTED MONTHLY ; THE FIRST REPORT IS DUE <u>APRIL 28, 2024</u> .						

* Monitoring requirement only.

** A composite sample made up from a minimum of four grab samples collected within a 24 hour period with a minimum of two hours between each grab sample.

*** pH is measured in pH units and is not to be averaged.

Note 1 – Effluent limitations and monitoring requirements for *E. coli* are applicable only during the recreational season from April 1 through October 31. The Monthly Average Limit for *E. coli* is expressed as a geometric mean. The Weekly Average for *E. coli* will be expressed as a geometric mean if more than one (1) sample is collected during a calendar week (Sunday through Saturday).

Note 2 – Total Nitrogen is calculated as; TN = Total Kjeldahl Nitrogen + Nitrate+Nitrite.

Note 3 – Influent sampling for BOD₅ and TSS is not required when the facility does not discharge effluent during the reporting period. Samples are to be collected prior to any treatment process. Calculate Percent Removal by using the following formula: [(Average Influent –Average Effluent) / Average Influent] x 100% = Percent Removal. Influent and effluent samples are to be taken during the same month. The Average Influent and Average Effluent values are to be calculated by adding the respective values together and dividing by the number of samples taken during the month. Influent samples are to be collected as a composite sample made up from a minimum of four grab samples collected within a 24 hour period with a minimum of two hours between each grab sample.

OUTFALL #001	TABLE A-2. FINAL EFFLUENT LIMITATIONS AND MONITORING REQUIREMENTS					
The permittee is authorized to discharge from outfall number(s) as specified in the application for this permit. The final effluent limitations in Table A-2 shall become effective on <u>March 1, 2024</u> and remain in effect until expiration of the permit. Such discharges shall be controlled, limited and monitored by the permittee as specified below:						
EFFLUENT PARAMETER(S)	UNITS	FINAL EFFLUENT LIMITATIONS			MONITORING REQUIREMENTS	
		DAILY MAXIMUM	WEEKLY AVERAGE	MONTHLY AVERAGE	MEASUREMENT FREQUENCY	SAMPLE TYPE
eDMR Limit Set: Q						
Total Phosphorus	mg/L	*		*	once/quarter Ω	composite**
Total Kjeldahl Nitrogen	mg/L	*		*	once/quarter Ω	composite**
Nitrite + Nitrate	mg/L	*		*	once/quarter Ω	composite**
Total Nitrogen (Note 2, Page 2)	mg/L	*		*	once/quarter Ω	calculated
MONITORING REPORTS SHALL BE SUBMITTED <u>QUARTERLY</u> ; THE FIRST REPORT IS DUE <u>JULY 28, 2024</u> .						

* Monitoring requirement only.

** A composite sample made up from a minimum of four grab samples collected within a 24 hour period with a minimum of two hours between each grab sample.

Ω See table on Page 4 for quarterly sampling requirements.

PERMITTED FEATURE <u>INF</u>	TABLE B-1. INFLUENT MONITORING REQUIREMENTS					
The monitoring requirements in Table B-1 shall become effective on <u>March 1, 2024</u> and remain in effect until expiration of the permit. The influent wastewater shall be monitored by the permittee as specified below:						
PARAMETER(S)	UNITS	MONITORING REQUIREMENTS				
		DAILY MAXIMUM	WEEKLY AVERAGE	MONTHLY AVERAGE	MEASUREMENT FREQUENCY	SAMPLE TYPE
eDMR Limit Set: IM						
Biochemical Oxygen Demand ₅ (Note 3, Page 2)	mg/L			*	once/month	composite**
Total Suspended Solids (Note 3, Page 2)	mg/L			*	once/month	composite**
MONITORING REPORTS SHALL BE SUBMITTED <u>MONTHLY</u> ; THE FIRST REPORT IS DUE <u>APRIL 28, 2024</u> .						
eDMR Limit Set: IQ						
Ammonia as N	mg/L	*		*	once/quarter Ω	composite**
Total Phosphorus	mg/L	*		*	once/quarter Ω	composite**
Total Kjeldahl Nitrogen	mg/L	*		*	once/quarter Ω	composite**
Nitrite + Nitrate	mg/L	*		*	once/quarter Ω	composite**
MONITORING REPORTS SHALL BE SUBMITTED <u>QUARTERLY</u> ; THE FIRST REPORT IS DUE <u>JULY 28, 2024</u> .						

* Monitoring requirement only.

** A composite sample made up from a minimum of four grab samples collected within a 24 hour period with a minimum of two hours between each grab sample.

Ω See table on Page 4 for quarterly sampling requirements.

Quarterly Minimum Sampling Requirements			
Quarter	Months	Quarterly Effluent and Influent Parameters	Report is Due
First	January, February, March	Sample at least once during any month of the quarter	April 28 th
Second	April, May, June	Sample at least once during any month of the quarter	July 28 th
Third	July, August, September	Sample at least once during any month of the quarter	October 28 th
Fourth	October, November, December	Sample at least once during any month of the quarter	January 28 th

C. STANDARD CONDITIONS

In addition to specified conditions stated herein, this permit is subject to the attached Parts I, II, & III standard conditions dated August 1, 2014, May 1, 2013, and August 1, 2019, and hereby incorporated as though fully set forth herein. Annual reports required per Standard Conditions Part III Section K shall be submitted online to the Department via the Department's eDMR system as an attachment. This supersedes Standard Conditions Part III Section K #4. EPA reports shall continue to be submitted online via the Central Data Exchange system.

D. SPECIAL CONDITIONS

1. Electronic Discharge Monitoring Report (eDMR) Submission System. Per 40 CFR Part 127 National Pollutant Discharge Elimination System (NPDES) Electronic Reporting Rule, reporting of effluent monitoring data and any report required by the permit (unless specifically directed otherwise by the permit) shall be submitted by the permittee via an electronic system to ensure timely, complete, accurate, and nationally consistent set of data about the NPDES program. All reports uploaded into the system shall be reasonably named so they are easily identifiable, such as "WET Test Chronic Outfall 002 Jan 2023," or "Outfall 004 Daily Data Mar 2025."
 - (a) eDMR Registration Requirements. The permittee must register with the Department's eDMR system through the Missouri Gateway for Environmental Management (MoGEM) before the first report is due. Registration and other information regarding MoGEM can be found at <https://dnr.mo.gov/data-e-services/missouri-gateway-environmental-management-mogem>. Information about the eDMR system can be found at <https://dnr.mo.gov/water/business-industry-other-entities/reporting/electronic-discharge-monitoring-reporting-system-edmr>. The first user shall register as an Organization Official and the association to the facility must be approved by the Department. Regarding Standard Conditions Part I, Section B, #7, the eDMR system is currently the only Department approved reporting method for this permit unless a waiver is granted by the Department. See paragraph (c) below.
 - (b) Electronic Submissions. To access the eDMR system, use the following link in your web browser: <https://apps5.mo.gov/mogems/welcome.action>. If you experience difficulties with using the eDMR system you may contact edmr@dnr.mo.gov or call 855-789-3889 or 573-526-2082 for assistance.
 - (c) Waivers from Electronic Reporting. The permittee must electronically submit compliance monitoring data and reports unless a waiver is granted by the Department in compliance with 40 CFR Part 127. The permittee may obtain an electronic reporting waiver by first submitting an eDMR Waiver Request Form: <https://dnr.mo.gov/document-search/electronic-discharge-monitoring-report-waiver-request-form-mo-780-2692>. The Department will either approve or deny this electronic reporting waiver request within 120 calendar days.
2. The full implementation of this operating permit, which includes implementation of any applicable schedules of compliance, shall constitute compliance with all applicable federal and state statutes and regulations in accordance with §644.051.19 RSMo, and the Clean Water Act (CWA) Section 402(k); however, this permit may be reopened and modified, or alternatively revoked and reissued:
 - (a) To comply with any applicable effluent standard or limitation issued or approved under Sections 301(b)(2)(C) and (D), 304(b)(2), and 307(a)(2) of the CWA, if the effluent standard or limitation so issued or approved:
 - (1) contains different conditions or is otherwise more stringent than any effluent limitation in the permit; or
 - (2) controls any pollutant not limited in the permit.
 - (b) To incorporate an approved pretreatment program or modification thereto pursuant to 40 CFR 403.8(c) or 40 CFR 403.18(e), respectively.
3. All outfalls must be clearly marked in the field.
4. Report as no-discharge when a discharge does not occur during the report period.

5. Reporting of Non-Detects:
 - (a) An analysis conducted by the permittee or their contracted laboratory shall be conducted in such a way that the precision and accuracy of the analyzed result can be enumerated.
 - (b) See sufficiently sensitive test method requirements in Standard Conditions Part I, Section A, No. 4 regarding proper testing and method minimum levels used for sample analysis.
 - (c) The permittee shall not report a sample result as "Non-Detect" without also reporting the method minimum level of the test. Reporting as "Non Detect" without also including the method minimum level, will be considered failure to report, which is a violation of this permit.
 - (d) The permittee shall provide the "Non-Detect" sample result using the less than symbol and the method minimum level (e.g., <50 µg/L, if the method minimum level for the parameter is 50 µg/L).
 - (e) Where the permit contains a Department determined Minimum Quantification Level (ML) and the permittee is granted authority in the permit to report zero in lieu of the < ML for a specified parameter (conventional, priority pollutants, metals, etc.), then zero (0) is to be reported for that parameter.
 - (f) For the daily maximum, the facility shall report the highest value. If the highest value was a non-detect, use the less than "<" symbol and the laboratory's highest method minimum level.
 - (g) For reporting an average based on all non-detected values, remove the "<" sign from the values, average the values, and then add the "<" symbol back to the resulting average.
 - (h) For reporting an average based on a mix of detected and non-detected values (not including *E. coli*), assign a value of "0" for all non-detects for that reporting period and report the average of all the results.
 - (i) When *E. coli* is not detected above the method minimum level, the permittee must report the data qualifier signifying less than detection limit for that parameter (e.g., <1 #/100mL, if the method minimum level is 1 #/100mL). For reporting a geometric mean based on a mix of detected and non-detected values, use one-half of the detection limit (instead of zero) for non-detects when calculating geometric means.
 - (j) See the Fact Sheet Appendix - Non-Detect Example Calculations for further guidance.
6. It is a violation of the Missouri Clean Water Law to fail to pay fees associated with this permit (\$644.055 RSMo).
7. The permittee shall comply with any applicable requirements listed in 10 CSR 20-9, unless the facility has received written notification that the Department has approved a modification to the requirements. The monitoring frequencies contained in this permit shall not be construed by the permittee as a modification of the monitoring frequencies listed in 10 CSR 20-9. To request a modification of the operational control testing requirements listed in 10 CSR 20-9, the permittee shall submit a permit modification application and fee to the Department requesting a deviation from the operational control monitoring requirements. Upon approval of the request, the Department will modify the permit.
8. The permittee has developed and is currently implementing a program for maintenance and repair of the collection system. The permittee shall continue to submit semi-annual reports as required by the Abatement Order on Consent (AOC). When the requirements of the AOC have been met and the facility receives written notice of its termination by an authorized representative of the Department, the facility shall follow the below requirement.

The permittee shall continue to implement and update if necessary, the program for maintenance and repair of its collection system. The permittee may compare collection system performance results and other data with the benchmarks used in the Departments' Capacity, Management, Operation, And Maintenance (CMOM) Model, located at <https://dnr.mo.gov/document-search/capacity-management-operations-maintenance-plan-editable-template>. Additional information regarding the Departments' CMOM Model is available at <https://dnr.mo.gov/print/document-search/pub2574>.

The permittee shall also submit a report via the Electronic Discharge Monitoring Report (eDMR) Submission System annually, by January 28th, for the previous calendar year. The report shall contain the following information:

- (a) A summary of the efforts to locate and eliminate specific sources of excessive infiltration and inflow into the collection system serving the facility for the previous year.
- (b) A summary of the general maintenance and repairs to the collection system serving the facility for the previous year.
- (c) A summary of any planned maintenance and repairs to the collection system serving the facility for the upcoming calendar year. This list shall include locations (GPS, 911 address, manhole number, etc.) and actions to be taken.

9. Bypasses are not authorized at this facility unless they meet the criteria in 40 CFR 122.41(m). If a bypass occurs, the permittee shall report in accordance to 40 CFR 122.41(m)(3), and with Standard Condition Part I, Section B, subsection 2. Bypasses are to be reported to the Kansas City Regional Office during normal business hours or by using the online Sanitary Sewer Overflow/Facility Bypass Application located at: <https://dnr.mo.gov/data-e-services/missouri-gateway-environmental-management-mogem> or the Environmental Emergency Response spill-line at 573-634-2436 outside of normal business hours. Once an electronic reporting system compliant with 40 CFR Part 127, the National Pollutant Discharge Elimination System (NPDES) Electronic Reporting Rule, is available all bypasses must be reported electronically via the new system. Blending, which is the practice of combining a partially-treated wastewater process stream with a fully-treated wastewater process stream prior to discharge, is not considered a form of bypass. If the permittee wishes to utilize blending, the permittee shall file an application to modify this permit to facilitate the inclusion of appropriate monitoring conditions.
10. The facility must be sufficiently secured to restrict entry by children, livestock and unauthorized persons as well as to protect the facility from vandalism.
11. An Operation and Maintenance (O & M) manual shall be maintained by the permittee and made available to the operator. The O & M manual shall include key operating procedures and a brief summary of the operation of the facility.
12. An all-weather access road to the treatment facility shall be maintained.
13. The outfall sewer shall be protected and maintained against the effects of floodwater, ice, or other hazards as to reasonably ensure its structural stability, freedom from stoppage, and that a sample of the effluent can be obtained at a point after the final treatment process and before the discharge mixes with the receiving waters.
14. The storage basin(s) shall be operated and maintained to ensure their structural integrity, which includes maintaining adequate freeboard and keeping the berms free of deep-rooted vegetation, animal dens, or other potential sources of damage.
15. The facility shall ensure that adequate provisions are provided to prevent or minimize surface water intrusion into the storage basin and to divert stormwater runoff around the storage basin and protect embankments from erosion.

E. NOTICE OF RIGHT TO APPEAL

If you were adversely affected by this decision, you may be entitled to pursue an appeal before the administrative hearing commission (AHC) pursuant to §621.250 and §644.051.9 RSMo. To appeal, you must file a petition with the AHC within thirty days after the date this decision was mailed or the date it was delivered, whichever date was earlier. If any such petition is sent by registered mail or certified mail, it will be deemed filed on the date it is mailed; if it is sent by any method other than registered mail or certified mail, it will be deemed filed on the date it is received by the AHC. Any appeal should be directed to:

Administrative Hearing Commission
U.S. Post Office Building, Third Floor
131 West High Street, P.O. Box 1557
Jefferson City, MO 65102-1557
Phone: 573-751-2422
Fax: 573-751-5018
Website: <https://ahc.mo.gov>

MISSOURI DEPARTMENT OF NATURAL RESOURCES
FACT SHEET
FOR THE PURPOSE OF RENEWAL
OF
MO-0112704
LATHROP WWTF

The Federal Water Pollution Control Act ("Clean Water Act" Section 402 Public Law 92-500 as amended) established the National Pollutant Discharge Elimination System (NPDES) permit program. This program regulates the discharge of pollutants from point sources into the waters of the United States, and the release of stormwater from certain point sources. All such discharges are unlawful without a permit (Section 301 of the "Clean Water Act"). After a permit is obtained, a discharge not in compliance with all permit terms and conditions is unlawful. Missouri State Operating Permits (MSOPs) are issued by the Director of the Missouri Department of Natural Resources (Department) under an approved program, operating in accordance with federal and state laws (Federal "Clean Water Act" and "Missouri Clean Water Law" §644, RSMo, as amended). MSOPs are issued for a period of five (5) years unless otherwise specified.

As per [40 CFR Part 124.8(a)] and [10 CSR 20-6.020(1)(A)2.], a Factsheet shall be prepared to give pertinent information regarding the applicable regulations, rationale for the development of effluent limitations and conditions, and the public participation process for the Missouri State Operating Permit (operating permit) listed below.

A Factsheet is not an enforceable part of an operating permit.

Part I – Facility Information

Application Date: 11/09/22
Expiration Date: 03/31/22

Facility Type and Description: POTW - Lift station / three-cell lagoon with IDEAL SBR system in cell 3 – sludge holding cell, bio-reactor cell, final polishing cell / UV disinfection / sludge is retained in lagoon.

OUTFALL(S) TABLE:

OUTFALL	DESIGN FLOW (CFS)	TREATMENT LEVEL	EFFLUENT TYPE
#001	0.45	Secondary	Domestic

Comments:

The facility conducted an upgrade and expansion under CP0001964. The facility description has been updated to reflect the construction, and effluent limits for BOD, TSS, Ammonia, pH, and percent removals of BOD and TSS reflect the Antidegradation Review for this change. Operational monitoring requirements now reflect that of mechanical facilities, see factsheet for more. The receiving stream name was updated from MUDD with waterbody ID (3960) to Presumed Use Streams where the waterbody ID is based on the HUC 12 basin as part of the Department's new naming and numbering convention for such streams.

Changes in this permit for Outfall #001 include the addition of Total Kjeldahl Nitrogen and Nitrate + Nitrite, the addition of limits for Oil & Grease from a monitoring requirement, the change in reporting a flow estimate to a flow total, the revision of Total Phosphorus and Total Nitrogen from monthly to quarterly sampling and reporting, and the removal of the Acute WET test. Additionally, sample type has been changed to composite for appropriate parameters as the facility is now considered mechanical. Changes in this permit include the addition of Permitted Feature INF to distinguish previously required influent monitoring for BOD and TSS and to reflect the addition of influent monitoring of Ammonia, Total Phosphorus, Total Kjeldahl Nitrogen, and Nitrate +Nitrite. See Part II of the Fact Sheet for further information regarding the addition, revision, and removal of influent, instream, and effluent parameters.

Special conditions were updated to include the revision of the Electronic Discharge Monitoring Report (eDMR) Submission System and reporting Non-Detects, and the following removals: conditions requiring gates and warning signs, but the facility must remain sufficiently secured to restrict access per special condition 10; changes to existing pollutants or addition of new pollutants to the treatment facility, however, this facility is still subject to Standard Conditions Part I, Section B; the requirement to cease discharge and connect to a facility with an area-wide management plan due to the facility not currently being located within the jurisdiction of a higher continuing authority; and regarding sludge treatment and disposal as such requirements are in Standard Conditions Part III.

Part II – Effluent Limitations and Monitoring Requirements

OUTFALL #001 – MAIN FACILITY OUTFALL

Effluent limitations derived and established in the permit are based on current operations of the facility, outfall location, and receiving stream. Future permit action due to facility modification may contain new operating permit terms and conditions that supersede the terms and conditions, including effluent limitations, of this operating permit.

OUTFALL #001 - RECEIVING STREAM INFORMATION

RECEIVING STREAM(S) TABLE:

WATER-BODY NAME	CLASS	WBID	DESIGNATED USES**	12-DIGIT HUC	DISTANCE TO CLASSIFIED SEGMENT (MI)
Presumed Use Streams*	C	5046	AHP (WWH), IRR, LWP, HHP, SCR, WBC-B	10280101-1301	Direct discharge

* The previous permit identified MUDD WBID #3960 and 8-20-13 MUDD V1.0. This change is due to a new numbering system and new naming convention of the streams, and the actual receiving stream has not changed.

**As per 10 CSR 20-7.031 Missouri Water Quality Standards, the Department defines the Clean Water Commission's water quality objectives in terms of "water uses to be maintained and the criteria to protect those uses." The receiving stream and 1st classified receiving stream's beneficial water uses to be maintained are in the receiving stream table in accordance with [10 CSR 20-7.031(1)(F)].

Uses found in the receiving streams table, above:

10 CSR 20-7.031(1)(F)1.:

AHP = Aquatic Habitat Protection - To ensure the protection and propagation of fish, shellfish, and wildlife. AHP is further subcategorized as:

WWH = Warm Water Habitat;

CLH = Cool Water Habitat;

CDH = Cold Water Habitat;

EAH = Ephemeral Aquatic Habitat;

MAH = Modified Aquatic Habitat;

LAH = Limited Aquatic Habitat.

This permit uses Aquatic Life Protection effluent limitations in 10 CSR 20-7.031 Table A for all aquatic habitat designations unless otherwise specified.

10 CSR 20-7.031(1)(F)2.: Recreation in and on the water

WBC = Whole Body Contact recreation where the entire body is capable of being submerged. WBC is further subcategorized as:

WBC-A = Whole body contact recreation that supports swimming uses and has public access;

WBC-B = Whole body contact recreation that supports swimming;

SCR = Secondary Contact Recreation (like fishing, wading, and boating).

10 CSR 20-7.031(1)(F)3. to 7.:

HHP = Human Health Protection as it relates to the consumption of fish;

IRR = Irrigation - Application of water to cropland or directly to cultivated plants that may be used for human or livestock consumption;

LWP = Livestock and wildlife protection - Maintenance of conditions in waters to support health in livestock and wildlife;

DWS = Drinking water supply;

IND = Industrial water supply

10 CSR 20-7.031(1)(F)8-11.: Wetlands (10 CSR 20-7.031 Table A currently does not have corresponding habitat use criteria for these defined uses)

WSA = Storm- and flood-water storage and attenuation;

WHP = Habitat for resident and migratory wildlife species;

WRC = Recreational, cultural, educational, scientific, and natural aesthetic values and uses;

WHC = Hydrologic cycle maintenance.

10 CSR 20-7.031(6):

GRW = Groundwater

RECEIVING STREAM(S) LOW-FLOW VALUES:

RECEIVING STREAM	LOW-FLOW VALUES (CFS)		
	1Q10	7Q10	30Q10
Presumed Use Streams	0	0	0

MIXING CONSIDERATIONS TABLE:

MIXING ZONE (CFS) [10 CSR 20-7.031(5)(A)4.B.(I)(a)]			ZONE OF INITIAL DILUTION (CFS) [10 CSR 20-7.031(5)(A)4.B.(I)(b)]		
1Q10	7Q10	30Q10	1Q10	7Q10	30Q10
0	0	0	0	0	N/A

Receiving Water Body's Water Quality

- ✓ This facility does not discharge to a 303(d) listed stream or to a stream with an EPA approved TMDL.
- ✓ The Department conducted a stream survey on August 16, 2016 at four locations near this facility: in stream immediately upstream of Outfall #001, in stream approximately 200 yards downstream from Outfall #001, in stream approximately 2.4 miles downstream from Outfall #001, and at Outfall #001. The following use designations of the receiving stream were impaired by the discharge: General Criteria and AHP due to sludge deposits in the stream from the outfall to 200 yards downstream.

CHANGES TO EFFLUENT LIMITATIONS TABLE:

PARAMETER	Unit	Basis for Limits	Daily Maximum	Weekly Average	Monthly Average	Previous Permit Limit	Sampling Frequency	Reporting Frequency	Sample Type ****
Flow	MGD	1	*		*	Previously reported as estimate	1/month	monthly	T
BOD ₅	mg/L	1, 4		45	30	65/45	1/month	monthly	C
TSS	mg/L	1, 4		45	30	120/80	1/month	monthly	C
Ammonia as N (Apr 1–Sep 30)	mg/L	4	4.8		1.0	6.0/1.2	1/month	monthly	C
Ammonia as N (Oct 1–Mar 31)	mg/L	4	7.1		2.2	9.0/2.8	1/month	monthly	C
Oil & Grease	mg/L	1, 3	15		10	*/*	1/month	monthly	G
Total Phosphorus	mg/L	1	*		*	1/month	1/quarter	quarterly	C
Total Kjeldahl Nitrogen	mg/L	1	*		*	***	1/quarter	quarterly	C
Nitrite + Nitrate	mg/L	1	*		*	***	1/quarter	quarterly	C
Total Nitrogen	mg/L	7	*		*	1/month	1/quarter	quarterly	M
PARAMETER	Unit	Basis for Limits	Minimum		Maximum	Previous Permit Limit	Sampling Frequency	Reporting Frequency	Sample Type
pH	SU	1	6.5		9.0	≥6.5	1/month	monthly	G
PARAMETER	Unit	Basis for Limits	Daily Minimum		Monthly Avg. Min	Previous Permit Limit	Sampling Frequency	Reporting Frequency	Sample Type
BOD ₅ Percent Removal	%	1, 4			85	65	1/month	monthly	M
TSS Percent Removal	%	1, 4			85	65	1/month	monthly	M

* - Monitoring requirement only.

** - #/100mL; the Monthly Average for *E. coli* is a geometric mean.

*** - Parameter not previously established in previous state operating permit.

**** - C = 24-hour composite

G = Grab

T = 24-hr. total

M = Measured/calculated

Basis for Limitations Codes:

- | | | |
|--|-----------------------------------|---|
| 1. State or Federal Regulation/Law | 5. Antidegradation Policy | 9. WET Test Policy |
| 2. Water Quality Standard (includes RPA) | 6. Water Quality Model | 10. Multiple Discharger Variance |
| 3. Water Quality Based Effluent Limits | 7. Best Professional Judgment | 11. Nutrient Criteria Implementation Plan |
| 4. Antidegradation Review | 8. TMDL or Permit in lieu of TMDL | |

OUTFALL #001 – DERIVATION AND DISCUSSION OF LIMITS:

- **Flow**. In accordance with [40 CFR Part 122.44(i)(1)(ii)] the volume of effluent discharged from each outfall is needed to assure compliance with permitted effluent limitations. If the permittee is unable to obtain effluent flow, then it is the responsibility of the permittee to inform the Department, which may require the submittal of an operating permit modification.
- **Biochemical Oxygen Demand (BOD₅)**. This permit established new limits for BOD₅. 45 mg/L as a Weekly Average and 30 mg/L as a Monthly Average. Facility has upgraded from a three-cell lagoon system to an IDEAL system, making it a mechanical treatment plant. Please see attached Antidegradation Review Sheet.
- **Total Suspended Solids (TSS)**. This permit established new limits for BOD₅. 45 mg/L as a Weekly Average and 30 mg/L as a Monthly Average. Facility has upgraded from a three-cell lagoon system to an IDEAL system, making it a mechanical treatment plant. Please see attached Antidegradation Review Sheet.
- **Escherichia coli (E. coli)**. Monthly average of 206 per 100 mL as a geometric mean and Weekly Average of 1,030 per 100 mL as a geometric mean during the recreational season (April 1 – October 31), for discharges within two miles upstream of segments or lakes with Whole Body Contact Recreation (B) designated use of the receiving stream, as per 10 CSR 20-7.015(9)(B). An effluent limit for both monthly average and weekly average is required by 40 CFR 122.45(d). The Geometric Mean is calculated by multiplying all of the data points and then taking the nth root of this product, where n = # of samples collected. For example: Five *E. coli* samples were collected with results of 1, 4, 6, 10, and 5 (#/100mL). Geometric Mean = 5th root of (1)(4)(6)(10)(5) = 5th root of 1,200 = 4.1 #/100mL.
- **Total Ammonia Nitrogen**. This permit established new limits for Ammonia. 4.8 mg/L as a Daily Maximum and 1.0 as a Monthly Average for April 1 – September 30, and 7.1 as a Daily Maximum and 2.2 as a Monthly Average for October 1 – March 31. Facility has upgraded from a three-cell lagoon system to an IDEAL system, making it a mechanical treatment plant. Please see attached Antidegradation Review Sheet.

The Antidegradation limits were compared to the water quality based effluent limits (WQBELs) for the current water quality standard for ammonia and the Department's current derivation for Ammonia. In all cases the Antidegradation limits were more protective, and thus are the limits in this permit.

Month	Antidegradation		WQBELs*	
	Daily Maximum	Monthly Average	Daily Maximum	Total Monthly Average
January	7.1	2.2	12.1	3.1
February	7.1	2.2	10.1	2.7
March	7.1	2.2	10.1	2.7
April	4.8	1.0	10.1	2.3
May	4.8	1.0	12.1	1.9
June	4.8	1.0	12.1	1.5
July	4.8	1.0	10.1	1.1
August	4.8	1.0	12.1	1.3
September	4.8	1.0	12.1	1.7
October	7.1	2.2	12.1	2.6
November	7.1	2.2	12.1	3.1
December	7.1	2.2	10.1	2.7

* Ecoregion data (Central Irregular Plains)

- **Oil & Grease**. Conventional pollutant, effluent limitation for protection of aquatic life; 10 mg/L monthly average, 15 mg/L daily maximum.
- **Total Phosphorus, Total Kjeldahl Nitrogen, Nitrate + Nitrite, & Total Nitrogen**. Effluent monitoring for Total Phosphorus, Total Kjeldahl Nitrogen, and Nitrate + Nitrite are required per 10 CSR 20-7.015(9)(D)8. Effluent monitoring for Total Nitrogen is required per 10 CSR 20-6.010(8)(B). Total Nitrogen is calculated as Total Kjeldahl Nitrogen + Nitrate+Nitrite.
- **pH**. 6.5-9.0 SU. pH limitations of 6.0-9.0 SU [10 CSR 20-7.015] are not protective of the in-stream Water Quality Standard, which states that water contaminants shall not cause pH to be outside the range of 6.5-9.0 SU.

- **Biochemical Oxygen Demand (BOD₅) Percent Removal.** In accordance with 40 CFR Part 133, removal efficiency is a method by which the Federal Regulations define Secondary Treatment and Equivalent to Secondary Treatment, which applies to BOD₅ and TSS for Publicly Owned Treatment Works (POTWs)/municipals. This facility is required to meet 85% removal efficiency for BOD₅.
- **Total Suspended Solids (TSS) Percent Removal.** In accordance with 40 CFR Part 133, removal efficiency is a method by which the Federal Regulations define Secondary Treatment and Equivalent to Secondary Treatment, which applies to BOD₅ and TSS for Publicly Owned Treatment Works (POTWs)/municipals. This facility is required to meet 85% removal efficiency for TSS.

Sampling Frequency Justification: The Department has determined that previously established sampling and reporting frequency is sufficient to characterize the facility's effluent and be protective of water quality. Quarterly sampling is required for Total Phosphorus, Total Kjeldahl Nitrogen, and Nitrate + Nitrite per 10 CSR 20-7.015(9)(D)8.A. Weekly sampling is required for *E. coli*, per 10 CSR 20-7.015(9)(D)7.A.

Sampling Type Justification: As per 10 CSR 20-7.015, samples collected for mechanical plants shall be a 24 hour modified composite sample. Grab samples, however, must be collected for pH, *E. coli*, and Oil & Grease in accordance with recommended analytical methods. For further information on sampling and testing methods please review 10 CSR 20-7.015(9)(D) 2.

PERMITTED FEATURE INF – INFLUENT MONITORING

The monitoring requirements established in the below Monitoring Requirements Table are based on current operations of the facility. Future permit action due to facility modification may contain new operating permit terms and conditions that supersede the terms and conditions, including the monitoring requirements listed in this table.

CHANGES TO INFLUENT MONITORING:

PARAMETER	Unit	Basis for Limits	Daily Maximum	Weekly Average	Monthly Average	Previous Permit Limit	Sampling Frequency	Reporting Frequency	Sample Type ****
Ammonia as N	mg/L	1	*		*	***	1/quarter	quarterly	C
Total Phosphorus	mg/L	1	*		*	***	1/quarter	quarterly	C
Total Kjeldahl Nitrogen	mg/L	1	*		*	***	1/quarter	quarterly	C
Nitrite + Nitrate	mg/L	1	*		*	***	1/quarter	quarterly	C

* - Monitoring requirement only.

*** - Parameter not previously established in previous state operating permit.

**** - C = Composite

G = Grab

M = Measured/calculated

Basis for Limitations Codes:

- | | | |
|--|-----------------------------------|---|
| 1. State or Federal Regulation/Law | 5. Antidegradation Policy | 9. WET Test Policy |
| 2. Water Quality Standard (includes RPA) | 6. Water Quality Model | 10. Multiple Discharger Variance |
| 3. Water Quality Based Effluent Limits | 7. Best Professional Judgment | 11. Nutrient Criteria Implementation Plan |
| 4. Antidegradation Review | 8. TMDL or Permit in lieu of TMDL | |

Influent Parameters

- **Biochemical Oxygen Demand (BOD₅) and Total Suspended Solids (TSS).** An influent sample is required to determine the removal efficiency. In accordance with 40 CFR Part 133, removal efficiency is a method by which the Federal Regulations define Secondary Treatment and Equivalent to Secondary Treatment, which applies to BOD₅ and TSS for Publicly Owned Treatment Works (POTWs)/municipals.
- **Total Phosphorus, Total Kjeldahl Nitrogen, Nitrite + Nitrate, and Ammonia.** Influent monitoring for Total Phosphorus, Total Kjeldahl Nitrogen, Nitrite + Nitrate, and Ammonia required per 10 CSR 20-7.015(9)(D)8.

Sampling Frequency Justification: The sampling and reporting frequencies for Total Phosphorus and Total Kjeldahl Nitrogen, Nitrite + Nitrate, and Ammonia parameters were established to match the required sampling frequency of these parameters in the effluent, per 10 CSR 20-7.015(9)(D)8. The sampling and reporting frequencies for influent BOD₅ and TSS have been established to match the required sampling frequency of these parameters in the effluent.

Sampling Type Justification: Sample types for influent parameters were established to match the required sampling type of these parameters in the effluent. Samples should be analyzed as soon as possible after collection and/or properly preserved according to method requirements.

OUTFALL #001 – GENERAL CRITERIA CONSIDERATIONS:

In accordance with 40 CFR 122.44(d)(1), effluent limitations shall be placed into the permit for those pollutants which have been determined to cause, have the reasonable potential to cause, or contribute to an excursion above any State water quality standard, including State narrative criteria for water quality. The rule further states that pollutants which have been determined to cause, have the reasonable potential to cause, or contribute to an excursion above a narrative criterion within an applicable State water quality standard, the permit shall contain a numeric effluent limitation to protect that narrative criterion. In order to comply with this regulation, the permit writer will complete reasonable potential determinations on whether the discharge will violate any of the general criteria listed in 10 CSR 20-7.031(4). These specific requirements are listed below followed by derivation and discussion (the lettering matches that of the rule itself, under 10 CSR 20-7.031(4)). It should also be noted that §644.076.1 RSMo as well as Section D – Administrative Requirements of Standard Conditions Part I of this permit states that it shall be unlawful for any person to cause or permit any discharge of water contaminants from any water contaminant or point source located in Missouri that is in violation of §644.006 to §644.141 RSMo of the Missouri Clean Water Law or any standard, rule or regulation promulgated by the commission.

- (A) Waters shall be free from substances in sufficient amounts to cause the formation of putrescent, unsightly or harmful bottom deposits or prevent full maintenance of beneficial uses. The discharge from this facility is made up of treated domestic wastewater. Based upon review of the Report of Compliance Inspection for the inspection conducted on April 7, 2015, no evidence of an excursion of this criterion has been observed by the Department in the past and the facility has not disclosed any other information related to the characteristics of the discharge on their permit application which has the potential to cause or contribute to an excursion of this narrative criterion. Additionally, this facility utilizes secondary treatment technology and is currently in compliance with the secondary treatment technology based effluent limits established in this permit and there has been no indication to the Department that the stream has had issues maintaining beneficial uses as a result of this discharge. Based on the information reviewed during the drafting of this permit, these final effluent limitations appear to have protected against the excursion of this criterion in the past. Therefore, the discharge does not have the reasonable potential to cause or contribute to an excursion of this criterion.
- (B) Waters shall be free from oil, scum and floating debris in sufficient amounts to be unsightly or prevent full maintenance of beneficial uses. Please see (A) above as justification is the same.
- (C) Waters shall be free from substances in sufficient amounts to cause unsightly color or turbidity, offensive odor or prevent full maintenance of beneficial uses. Please see (A) above as justification is the same.
- (D) Waters shall be free from substances or conditions in sufficient amounts to result in toxicity to human, animal or aquatic life. This permit contains final effluent limitations which are protective of both acute and chronic toxicity for various pollutants that are either expected to be discharged by domestic wastewater facilities or that were disclosed by this facility on the application for permit coverage. Based on the information reviewed during the drafting of this permit, it has been determined if the facility meets final effluent limitations established in this permit, there is no reasonable potential for the discharge to cause an excursion of this criterion.
- (E) Waters shall provide for the attainment and maintenance of water quality standards downstream including waters of another state. Please see (D) above as justification is the same.
- (F) There shall be no significant human health hazard from incidental contact with the water. Please see (D) above as justification is the same.
- (G) There shall be no acute toxicity to livestock or wildlife watering. Please see (D) above as justification is the same.
- (H) Waters shall be free from physical, chemical or hydrologic changes that would impair the natural biological community. Please see (A) above as justification is the same.
- (I) Waters shall be free from used tires, car bodies, appliances, demolition debris, used vehicles or equipment and solid waste as defined in Missouri's Solid Waste Law, §260.200 RSMo, except as the use of such materials is specifically permitted pursuant to §260.200 - 260.247 RSMo. The discharge from this facility is made up of treated domestic wastewater. No evidence of an excursion of this criterion has been observed by the Department in the past and the facility has not disclosed any other information related to the characteristics of the discharge on their permit application which has the potential to cause or contribute to an excursion of this narrative criterion. Additionally, any solid wastes received or produced at this facility are wholly contained in appropriate storage facilities, are not discharged, and are disposed of offsite. This discharge is subject to Standard Conditions Part III, which contains requirements for the management and disposal of sludge to prevent its discharge. Therefore, this discharge does not have reasonable potential to cause or contribute to an excursion of this criterion.

Part III – Rationale and Derivation of Effluent Limitations & Permit Conditions

ALTERNATIVE EVALUATIONS FOR NEW FACILITIES:

- ✓ The facility does not discharge to a Losing Stream as defined by [10 CSR 20-2.010(40)] & [10 CSR 20-7.031(1)(O)].

ANTI-BACKSLIDING:

A provision in the Federal Regulations [CWA §303(d)(4); CWA §402(o); 40 CFR Part 122.44(l)] that requires a reissued permit to be as stringent as the previous permit with some exceptions.

- ✓ Limitations in this operating permit for the reissuance of this permit conform to the anti-backsliding provisions of Section 402(o) of the Clean Water Act, and 40 CFR Part 122.44.
 - Information is available which was not available at the time of permit issuance (other than revised regulations, guidance, or test methods) and which would have justified the application of a less stringent effluent limitation at the time of permit issuance.
 - **Whole Effluent Toxicity (WET) test.** The previous permit included requirements to conduct an Acute WET test once during the permit cycle. The permit writer conducted a reasonable potential determination for all anticipated pollutants and established numeric effluent limitations where reasonable potential exists. Also, the facility has passed previous Acute WET tests. The permit writer determined the facility does not have reasonable potential to exceed narrative water quality standards for acute toxicity at this time and the Acute WET testing requirements have been removed from this permit. This backsliding is justified as there is information available which was not available at the time of the previous permit issuance (previous passing WET tests). This new information justifies the removal of the test at the time of permit issuance. Also, the removal of the test also meets the requirements of the safety clause, as the removal will not result in a violation of a water quality standard.
 - The Department determines that technical mistakes or mistaken interpretations of law were made in issuing the permit under Section 402(a)(1)(b).
 - The previous permit indicated “There Shall Be No Discharge of Floating Solids or Visible Foam in Other Than Trace Amounts” under each table. The statement was not evaluated against actual site conditions therefore, this general criteria was re-assessed. It was determined that this facility does not discharge solids or foam in amounts which would indicate reasonable potential, therefore the statement was removed. Each general criteria was assessed for this facility.
 - **Total Phosphorus and Total Nitrogen.** The previous permit had monthly monitoring and reporting for Total Phosphorus and Total Nitrogen which is reduced to quarterly in this permit. Facilities with design flow greater than 100,000 gpd but less than 1MGD are required to sample for nutrients quarterly per 10 CSR 20-7.015(9)(D)8. The reduction of the sampling and reporting frequencies of the parameter meets the requirements of the safety clause, as the removal will not result in a violation of a water quality standard.

ANTIDEGRADATION:

In accordance with Missouri’s Water Quality Standard [10 CSR 20-7.031(3)], for domestic wastewater discharge with new, altered, or expanding discharges, the Department is to document by means of Antidegradation Review that the use of a water body’s available assimilative capacity is justified. In accordance with Missouri’s water quality regulations for antidegradation [10 CSR 20-7.031(3)], degradation may be justified by documenting the socio-economic importance of a discharge after determining the necessity of the discharge. Facilities must submit the antidegradation review request to the Department prior to establishing, altering, or expanding discharges. See <https://dnr.mo.gov/document-search/antidegradation-implementation-procedure>.

- ✓ This permit contains new and/or expanded discharge; please see **APPENDIX FOR ANTIDEGRADATION ANALYSIS**.

AREA-WIDE WASTE TREATMENT MANAGEMENT & CONTINUING AUTHORITY:

As per [10 CSR 20-6.010(2)(C)], an applicant may utilize a lower preference continuing authority when a higher level authority is available by submitting information as part of the application to the Department for review and approval, provided it does not conflict with any area-wide management plan approved under Section 208 of the Federal Clean Water Act or any other regional sewage service and treatment plan approved for higher preference authority by the Department.

BIOSOLIDS & SEWAGE SLUDGE:

Biosolids are solid materials resulting from domestic wastewater treatment that meet federal and state criteria for beneficial uses (i.e. fertilizer). Sewage sludge is solids, semi-solids, or liquid residue generated during the treatment of domestic sewage in a treatment works; including but not limited to, domestic septage; scum or solids removed in primary, secondary, or advanced wastewater treatment process; and a material derived from sewage sludge. Sewage sludge does not include ash generated during the firing of sewage sludge in a sewage sludge incinerator or grit and screening generated during preliminary treatment of domestic sewage in a treatment works.

- ✓ Permittee is not authorized to land apply biosolids. Sludge/biosolids are stored in the lagoon. If removal and disposal (landfill, land apply, haul to another permitted treatment facility, etc.) of sludge/biosolids is needed and that method is not listed in the current permit, the permittee must modify the operating permit to add any biosolids/sludge disposal method to the facility description of the operating permit. For time sensitive situations, the permittee may contact the Department to see about approval for a one-time removal and disposal of sludge/biosolids that are not identified in the facility description of the operating permit.

COMPLIANCE AND ENFORCEMENT:

Enforcement is the action taken by the Water Protection Program (WPP) to bring an entity into compliance with the Missouri Clean Water Law, its implementing regulations, and/or any terms and conditions of an operating permit. The primary purpose of the enforcement activity in the WPP is to resolve violations and return the entity to compliance.

Facility Performance History:

- ✓ The facility is currently under enforcement action. The enforcement action is due to failure to comply with permit conditions, failure to operate and maintain facility, and failure to submit required reports. Abatement Order on Consent 2012-WPCB-1146 became effective August 24, 2012 which outlines requirements for the facility to address noncompliance.

CONTINUING AUTHORITY:

Each application for an operating permit shall identify the person, as that term is defined in §644.016(15) RSMo, that is the owner of, operator of, or area-wide management authority for a water contaminant source, point source, wastewater treatment facility, or sewer collection system. This person shall be designated as the continuing authority and shall sign the application. By doing so, the person designated as the continuing authority acknowledges responsibility for compliance with all permit conditions.

10 CSR 20-6.010(2) establishes preferential levels for continuing authorities: Levels 1 through 5 (with Level 1 as the highest level), and generally requires permits to be issued to a higher preference continuing authority if available. A Level 3, 4, or 5 applicant may constitute a continuing authority by showing that Level 1 and Level 2 authorities are not available; do not have jurisdiction; are forbidden by state statute or local ordinance from providing service to the person; or that the Level 3, 4, or 5 applicant has met one of the requirements listed in paragraphs (2)(C)1.-7. of 10 CSR 20-6.010(2). The seven options in paragraphs (2)(C)1.-7. for a lower-level authority to demonstrate that it is the valid continuing authority are:

1. A waiver from the existing higher authority declining the offer to accept management of the additional wastewater or stormwater;
2. A written statement or a demonstration of non-response from the higher authority;
3. A to-scale map showing all parts of the legal boundary of the facility's property are beyond 2000 feet from the collection (sewer) system operated by the higher preference authority;
4. A proposed connection or adoption charge by the higher authority that would equal or exceed what is economically feasible for the applicant, which may be in the range of one hundred twenty percent (120%) of the applicant's cost for constructing or operating a wastewater treatment system;
5. A proposed service fee on the users of the system by the higher authority that is above what is affordable for existing homeowners in that area;
6. Terms for connection or adoption by the higher authority that would require more than two (2) years to achieve full sewer service; or
7. A demonstration that the terms for connection or adoption by the higher authority are not viable or feasible to homeowners in the area.

Permit applicants that are Levels 3, 4, and 5 must, as part of their application, identify their method of compliance with this regulation. The following are the methods to comply.

- No higher level authorities are available to the facility;
- No higher level authorities have jurisdiction;
- Higher level authorities are forbidden by state statute or local ordinance from providing service to the person;
- The existing higher level authority is available to the facility, however the facility has proposed the use of a lower preference continuing authority and has submitted one of the following as part of their application provided it does not conflict with any area-wide management plan approved under Section 208 of the Clean Water Act or by the Missouri Clean Water Commission. (See Fact Sheet Appendix - Continuing Authority for more information on these options):
 - A waiver from the existing higher authority;
 - A written statement or a demonstration of non-response from the higher authority;

- A to-scale map showing all parts of the legal boundary of the facility's property are beyond 2000 feet from the collection (sewer) system operated by the higher preference authority;
 - Documentation that the proposed connection or adoption charge by the higher authority would equal or exceed what is economically feasible for the applicant, which may be in the range of one hundred twenty percent (120%) of the applicant's cost for constructing or operating a wastewater treatment system;
 - Documentation that the proposed service fee on the users of the system by the higher authority is above what is affordable for existing homeowners in that area;
 - Documentation that the terms for connection or adoption by the higher authority would require more than two (2) years to achieve full sewer service;
 - A demonstration that the terms for connection or adoption by the higher authority are not viable or feasible to homeowners in the area;
- ✓ The continuing authority listed on the application is a municipality, and therefore a Level 3 Authority. There is no approved Clean Water Act Section 208 plan in Clinton County. The applicant has shown that:
- A higher level authority is not available to the facility.

ELECTRONIC DISCHARGE MONITORING REPORT (EDMR) SUBMISSION SYSTEM:

The U.S. Environmental Protection Agency (EPA) promulgated a final rule on October 22, 2015, to modernize Clean Water Act reporting for municipalities, industries, and other facilities by converting to an electronic data reporting system. This final rule requires regulated entities and state and federal regulators to use information technology to electronically report data required by the National Pollutant Discharge Elimination System (NPDES) permit program instead of filing paper reports. To comply with the federal rule, the Department is requiring all permittees to begin submitting discharge monitoring data and reports online. In an effort to aid facilities in the reporting of applicable information electronically, the Department has created several new forms including operational control monitoring forms and an I&I location and reduction form. These forms are optional and can be provided upon request to the Department.

Per 40 CFR 127.15 and 127.24, permitted facilities may request a temporary waiver for up to 5 years or a permanent waiver from electronic reporting from the Department. To obtain an electronic reporting waiver, a permittee must first submit an eDMR Waiver Request Form: <https://dnr.mo.gov/document-search/electronic-discharge-monitoring-report-waiver-request-form-mo-780-2692>. Each facility must make a request. If a single entity owns or operates more than one facility, then the entity must submit a separate request for each facility based on its specific circumstances. An approved waiver is non-transferable.

The Department must review and notify the facility within 120 calendar days of receipt if the waiver request has been approved or rejected [40 CFR 124.27(a)]. During the Department review period as well as after a waiver is granted, the facility must continue submitting a hard-copy of any reports required by their permit. The Department will enter data submitted in hard-copy from those facilities allowed to do so and electronically submit the data to the EPA on behalf of the facility.

- ✓ The permittee/facility is currently using the eDMR data reporting system.

NUMERIC LAKE NUTRIENT CRITERIA:

- ✓ This facility does not discharge into a lake watershed where numeric lake nutrient criteria are applicable.

OPERATOR CERTIFICATION REQUIREMENTS:

As per [10 CSR 20-6.010(8) Terms and Conditions of a Permit], the permittee shall operate and maintain facilities to comply with the Missouri Clean Water Law and applicable permit conditions and regulations. Operators at regulated wastewater treatment facilities shall be certified in accordance with [10 CSR 20-9.020(2)] and any other applicable state law or regulation. As per [10 CSR 20-9.020(2)(A)], requirements for operation by certified personnel shall apply to all wastewater treatment systems with population equivalents greater than 200 and are owned or operated by or for municipalities, public sewer districts, counties, public water supply districts, private sewer companies regulated by the Public Service Commission and state or federal agencies.

- ✓ This facility is required to have a certified operator as it has a population equivalent greater than 200 and is owned or operated by or for a municipality, public sewer district, county, public water supply district, private sewer company regulated by the PSC, state or federal agency.

This facility currently requires a chief operator with a C Certification Level. Please see **Appendix - Classification Worksheet**. Modifications made to the wastewater treatment facility may cause the classification to be modified.

Operator's Name: Kevin Schank
Certification Number: 7207
Certification Level: WW-A

The listing of the operator above only signifies that staff drafting this operating permit have reviewed appropriate Department records and determined that the name listed on the operating permit application has the correct and applicable Certification Level.

OPERATIONAL CONTROL TESTING:

Missouri Clean Water Commission regulation 10 CSR 20-9.010 requires certain publicly owned treatment works and privately owned facilities regulated by the Public Service Commission to conduct internal operational control monitoring to further ensure proper operation of the facility and to be a safeguard or early warning for potential plant upsets that could affect effluent quality. This requirement is only applicable if the publicly owned treatment works and privately owned facilities regulated by the Public Service Commission has a calculated Population Equivalent greater than two hundred (200).

10 CSR 20-9.010(3) allows the Department to modify the monitoring frequency required in the rule based upon the Department's judgement of monitoring needs for process control at the specified facility.

- ✓ As per [10 CSR 20-9.010(4)], the facility is required to conduct operational monitoring. These operational monitoring reports are to be submitted to the Department along with the MSOP discharge monitoring reports.
 - The facility is a mechanical plant and is required to conduct operational control monitoring as follows:

Operational Monitoring Parameter	Frequency
Precipitation	Daily (M-F)
Flow – Influent or Effluent	Daily (M-F)
pH – Influent	Daily (M-F)
Temperature (Aeration basin)	Daily (M-F)
TSS – Influent	Weekly
TSS – Mixed Liquor	Weekly
Settleability – Mixed Liquor	Daily (M-F)
Dissolved Oxygen – Mixed Liquor	Daily (M-F)
Temperature – Mixed Liquor (sample contact and reaeration basins for contact stabilization)	Daily (M-F)

PRETREATMENT PROGRAM:

- ✓ The permittee, at this time, is not required to have a Pretreatment Program or does not have an approved pretreatment program.

REASONABLE POTENTIAL (RP):

Federal regulation [40 CFR Part 122.44(d)(1)(i)] and State Regulation [10 CSR 20-7.015(9)(A)2] requires effluent limitations for all pollutants that are or may be discharged at a level that will cause or have the reasonable potential to cause or contribute to an in-stream excursion above narrative or numeric water quality standard.

In accordance with [40 CFR Part 122.44(d)(1)(iii)] if the permit writer determines that any given pollutant has the reasonable potential to cause, or contribute to an in-stream excursion above the WQS, the permit must contain effluent limits for that pollutant.

A reasonable potential analysis (RPA) is a numeric RP decision calculated using effluent data provided by the facility for parameters that have a numeric Water Quality Standard (WQS).

Reasonable potential determinations (RPD) are based on physical conditions of the site as provided in Sections 3.1.2, 3.1.3, and 3.2 of the TSD using best professional judgement. An RPD consists of evaluating visual observations for compliance with narrative criteria, non-numeric information, or small amounts of numerical data (such as 3 data points supplied in the application). Narrative criteria with RP typically translate to a numeric WQS, so a parameter's establishment being based on narrative criteria does not necessarily make the decision an RPD vs RP—how the data is collected does, however. When insufficient data is received to make a determination on RP based on numeric effluent data, the RPD decisions are based on best professional judgment considering the sources of influent wastewater, type of treatment, and historical overall management of the site.

- ✓ Ammonia is a constituent of domestic wastewater. A RPD was made, that a potential to violate water quality standards exists. Please see Derivation and Discussion of Limits.
- ✓ A RPD was made for Oil & Grease, that a potential to violate water quality standards exists. Please see Derivation and Discussion of Limits.

REMOVAL EFFICIENCY:

Removal efficiency is a method by which the Federal Regulations define Secondary Treatment and Equivalent to Secondary Treatment, which applies to Biochemical Oxygen Demand 5-day (BOD₅) and Total Suspended Solids (TSS) for Publicly Owned Treatment Works (POTWs)/municipals.

- ✓ Secondary Treatment is 85% removal [40 CFR Part 133.102(a)(3) & (b)(3)].

SANITARY SEWER OVERFLOWS (SSO) AND INFLOW AND INFILTRATION (I&I):

Sanitary Sewer Overflows (SSOs) are defined as untreated sewage releases and are considered bypassing under state regulation [10 CSR 20-2.010(12)] and should not be confused with the federal definition of bypass. SSOs result from a variety of causes including blockages, line breaks, and sewer defects that can either allow wastewater to backup within the collection system during dry weather conditions or allow excess stormwater and groundwater to enter and overload the collection system during wet weather conditions. SSOs can also result from lapses in sewer system operation and maintenance, inadequate sewer design and construction, power failures, and vandalism. SSOs include overflows out of manholes, cleanouts, broken pipes, and other into waters of the state and onto city streets, sidewalks, and other terrestrial locations.

Inflow and Infiltration (I&I) is defined as unwanted intrusion of stormwater or groundwater into a collection system. This can occur from points of direct connection such as sump pumps, roof drain downspouts, foundation drains, and storm drain cross-connections or through cracks, holes, joint failures, faulty line connections, damaged manholes, and other openings in the collection system itself. I&I results from a variety of causes including line breaks, improperly sealed connections, cracks caused by soil erosion/settling, penetration of vegetative roots, and other sewer defects. In addition, excess stormwater and groundwater entering the collection system from line breaks and sewer defects have the potential to negatively impact the treatment facility.

§644.026.1.(13) RSMo, mandates that the Department issue permits for discharges of water contaminants into the waters of this state, and also for the operation of sewer systems. Such permit conditions shall ensure compliance with all requirements as established by §644.006 to §644.141 RSMo. Standard Conditions Part I, referenced in the permit, contains provisions requiring proper operation and maintenance of all facilities and systems of treatment and control. §644.026.1.(15) RSMo, instructs the Department to require proper maintenance and operation of treatment facilities and sewer systems and proper disposal of residual waste from all such facilities. To ensure that public health and the environment are protected, any noncompliance which may endanger public health or the environment must be reported to the Department within 24 hours of the time the permittee becomes aware of the noncompliance. Standard Conditions Part I, referenced in the permit, contains the reporting requirements for the permittee when bypasses and upsets occur. The permit also contains requirements for permittees to develop and implement a program for maintenance and repair of the collection system. The permit requires that the permittee submit an annual report to the Department for the previous calendar year that contains a summary of efforts taken by the permittee to locate and eliminate sources of excess I & I, a summary of general maintenance and repairs to the collection system, and a summary of any planned maintenance and repairs to the collection system for the upcoming calendar year.

- ✓ The permittee has developed and is currently implementing a program for maintenance and repair of the collection system. The permittee shall continue to submit semi-annual reports as required by the Abatement Order on Consent which was entered with the Department on August 24, 2012. If the facility receives notification from the Department that the reporting requirements of the AOC are terminated, the facility shall adhere to the below.
 - At this time, the Department recommends the US EPA's Guide for Evaluating Capacity, Management, Operation and Maintenance (CMOM) Programs at Sanitary Sewer Collection Systems (Document # EPA 305-B-05-002) or the Departments' CMOM Model located at <https://dnr.mo.gov/document-search/capacity-management-operations-maintenance-plan-editable-template>. For additional information regarding the Departments' CMOM Model, see the CMOM Plan Model Guidance document at <https://dnr.mo.gov/print/document-search/pub2574>. The CMOM identifies some of the criteria used to evaluate a collection system's management, operation, and maintenance and was intended for use by the EPA, state, regulated community, and/or third party entities. The CMOM is applicable to small, medium, and large systems; both public and privately owned; and both regional and satellite collection systems. The CMOM does not substitute for the Clean Water Act, the Missouri Clean Water Law, and both federal and state regulations, as it is not a regulation.

SCHEDULE OF COMPLIANCE (SOC):

- ✓ This permit does not contain an SOC.

SEWER EXTENSION AUTHORITY SUPERVISED PROGRAM:

- ✓ The permittee does not have a Department approved Sewer Extension Authority Supervised Program.

VARIANCE:

- ✓ This operating permit is not drafted under premises of a petition for variance.

WASTELOAD ALLOCATIONS (WLA) FOR LIMITS:

As per [10 CSR 20-2.010(86)], the amount of pollutant each discharger is allowed by the Department to release into a given stream after the Department has determined total amount of pollutant that may be discharged into that stream without endangering its water quality.

- ✓ Wasteload allocations were calculated where applicable using water quality criteria or water quality model results and the dilution equation below:

$$C_e = \frac{(Q_e + Q_s)C - (Q_s \times C_s)}{(Q_e)} \quad (\text{EPA/505/2-90-001, Section 4.5.5})$$

Where C = downstream concentration C_e = effluent concentration
Cs = upstream concentration Q_e = effluent flow
Q_s = upstream flow

Chronic wasteload allocations were determined using applicable chronic water quality criteria (CCC: criteria continuous concentration) and stream volume of flow at the edge of the mixing zone (MZ). Acute wasteload allocations were determined using applicable water quality criteria (CMC: criteria maximum concentration) and stream volume of flow at the edge of the zone of initial dilution (ZID).

Water quality based maximum daily and average monthly effluent limitations were calculated using methods and procedures outlined in USEPA's "Technical Support Document For Water Quality-based Toxics Control" (EPA/505/2-90-001).

Number of Samples "n":

Additionally, in accordance with the TSD for water quality-based permitting, effluent quality is determined by the underlying distribution of daily values, which is determined by the Long Term Average (LTA) associated with a particular Wasteload Allocation (WLA) and by the Coefficient of Variation (CV) of the effluent concentrations. Increasing or decreasing the monitoring frequency does not affect this underlying distribution or treatment performance, which should be, at a minimum, be targeted to comply with the values dictated by the WLA. Therefore, it is recommended that the actual planned frequency of monitoring normally be used to determine the value of "n" for calculating the AML. However, in situations where monitoring frequency is once per month or less, a higher value for "n" must be assumed for AML derivation purposes. Thus, the statistical procedure being employed using an assumed number of samples is "n = 4" at a minimum. For Total Ammonia as Nitrogen, "n = 30" is used.

WLA MODELING:

- ✓ A WLA study was either not submitted or determined not applicable by Department staff.

WHOLE EFFLUENT TOXICITY (WET) TEST:

- ✓ At this time, the permittee is not required to conduct WET test for this facility. Please see Anti-backsliding section of this factsheet for more information.

40 CFR 122.41(M) - BYPASSES:

- ✓ This facility does not anticipate bypassing.

Part IV – Cost Analysis for Compliance

Pursuant to §644.145 RSMo, when issuing permits under this chapter that incorporate a new requirement for discharges from publicly owned combined or separate sanitary or storm sewer systems or publicly owned treatment works, or when enforcing provisions of this chapter or the Federal Water Pollution Control Act, 33 U.S.C. 1251 et seq., pertaining to any portion of a publicly owned combined or separate sanitary or storm sewer system or [publicly owned] treatment works, the Department of Natural Resources shall make a “finding of affordability” on the costs to be incurred and the impact of any rate changes on ratepayers upon which to base such permits and decisions, to the extent allowable under this chapter and the Federal Water Pollution Control Act. This process is completed through a cost analysis for compliance. Permits that do not include new requirements may be deemed affordable.

- ✓ The Department is required to determine “findings of affordability” because the permit applies to a combined or separate sanitary sewer system for a publicly-owned treatment works.

Cost Analysis for Compliance - The Department has made a reasonable search for empirical data indicating the permit is affordable. The search consisted of a review of Department records that might contain economic data on the community, a review of information provided by the applicant as part of the application, and public comments received in response to public notices of this draft permit. If the empirical cost data was used by the permit writer, this data may consist of median household income, any other ongoing projects that the Department has knowledge, and other demographic financial information that the community provided as contemplated by §644.145.3 RSMo.

The following table summarizes the results of the cost analysis. See **Appendix – Cost Analysis for Compliance** for detailed information.

Summary Table. Cost Analysis for Compliance Summary for the City of Lathrop

New Permit Requirements			
Influent: Quarterly Ammonia, Total Phosphorus, Total Kjeldahl Nitrogen and Nitrate+Nitrite Sampling			
Effluent: Quarterly Total Kjeldahl Nitrogen and Nitrate+Nitrite Sampling			
Estimated Annual Cost	Annual Median Household Income (MHI)	Estimated Monthly User Rate	User Rate as a Percent of MHI
\$824	\$64,321	\$41.08	0.77%

Part V – Administrative Requirements

On the basis of preliminary staff review and the application of applicable standards and regulations, the Department, as administrative agent for the Missouri Clean Water Commission, proposes to issue a permit(s) subject to certain effluent limitations, schedules, and special conditions contained herein and within the operating permit. The proposed determinations are tentative pending public comment.

WATER QUALITY STANDARD REVISION:

- ✓ This operating permit does not contain requirements for a water quality standard that has changed twenty-five percent or more since the previous operating permit.

PUBLIC NOTICE:

The Department shall give public notice that a draft permit has been prepared and its issuance is pending. Additionally, public notice will be issued if a public hearing is to be held because of a significant degree of interest in and water quality concerns related to a draft permit. No public notice is required when a request for a permit modification or termination is denied; however, the requester and permittee must be notified of the denial in writing. The Department must issue public notice of a pending operating permit or of a new or reissued statewide general permit. The public comment period is the length of time not less than 30 days following the date of the public notice which interested persons may submit written comments about the proposed permit. For persons wanting to submit comments regarding this proposed operating permit, then please refer to the Public Notice page located at the front of this draft operating permit. The Public Notice page gives direction on how and where to submit appropriate comments.

- ✓ The Public Notice period for this operating permit was from December 29, 2023 to January 29, 2024. No response received.

DATE OF FACT SHEET: NOVEMBER 14, 2023

COMPLETED BY:

**ASHLEY KNEEMUELLER, ENVIRONMENTAL PROGRAM ANALYST
MISSOURI DEPARTMENT OF NATURAL RESOURCES
WATER PROTECTION PROGRAM
OPERATING PERMITS SECTION - DOMESTIC WASTEWATER UNIT
(573) 526-1503
Ashley.Kneemueller@dnr.mo.gov**

Appendices

APPENDIX - CLASSIFICATION WORKSHEET:

Item	Points Possible	Points Assigned
Maximum Population Equivalent (P.E.) served , peak day	1 pt./10,000 PE or major fraction thereof. (Max 10 pts.)	
Design Flow (avg. day) or peak month's flow (avg. day) whichever is larger	1 pt. / MGD or major fraction thereof. (Max 10 pts.)	
Effluent Discharge		
Missouri or Mississippi River	0	
All other stream discharges except to losing streams and stream reaches supporting whole body contact recreation	1	
Discharge to lake or reservoir outside of designated whole body contact recreational area	2	
Discharge to losing stream, lake or reservoir area supporting whole body contact recreation	3	
Direct reuse or recycle of effluent	6	
Land Application/Irrigation		
Drip Irrigation	3	
Land application/irrigation	5	
Overland flow	4	
Variation in Raw Wastes (highest level only)		
Variations do not exceed those normally or typically expected	0	
Reoccurring deviations or excessive variations of 100 to 200 percent in strength and/or flow	2	2
Reoccurring deviations or excessive variations of more than 200 percent in strength and/or flow	4	
Department-approved pretreatment program	6	
Preliminary Treatment		
STEP systems (operated by the permittee)	3	
Screening and/or comminution	3	
Grit removal	3	
Plant pumping of main flow	3	3
Flow equalization	5	5
Primary Treatment		
Primary clarifiers	5	
Chemical addition (except chlorine, enzymes)	4	
Secondary Treatment		
Trickling filter and other fixed film media with or without secondary clarifiers	10	
Activated sludge (including aeration, oxidation ditches, sequencing batch reactors, membrane bioreactors, and contact stabilization)	15	15
Stabilization ponds without aeration	5	
Aerated lagoon	8	
Advanced Lagoon Treatment – Aerobic cells, anaerobic cells, covers, or fixed film	10	
Biological, physical, or chemical	12	
Carbon regeneration	4	
Total from page ONE (1)	----	25

APPENDIX - CLASSIFICATION WORKSHEET (CONTINUED):

ITEM	POINTS POSSIBLE	POINTS ASSIGNED
Solids Handling		
Sludge Holding	5	5
Anaerobic digestion	10	
Aerobic digestion	6	
Evaporative sludge drying	2	
Mechanical dewatering	8	
Solids reduction (incineration, wet oxidation)	12	
Land application	6	
Disinfection		
Chlorination or comparable	5	
On-site generation of disinfectant (except UV light)	5	
Dechlorination	2	
UV light	4	4
Required Laboratory Control Performed by Plant Personnel (highest level only)		
Lab work done outside the plant	0	
Push – button or visual methods for simple test such as pH, settleable solids	3	
Additional procedures such as DO, COD, BOD, titrations, solids, volatile content	5	5
More advanced determinations, such as BOD seeding procedures, fecal coliform, nutrients, total oils, phenols, etc.	7	
Highly sophisticated instrumentation, such as atomic absorption and gas chromatograph	10	
Total from page TWO (2)	----	14
Total from page ONE (1)	---	25
Grand Total	---	39

- ☐ - A: 71 points and greater
☐ - B: 51 points – 70 points
☒ - C: 26 points – 50 points
☐ - D: 0 points – 25 points

APPENDIX – Non-Detect Example Calculations:

Example: Permittee has four samples for Pollutant X which has a method minimum level of 5 mg/L and is to report a Daily Maximum and Monthly Average.

Week 1 = 11.4 mg/L

Week 2 = Non-Detect or <5.0 mg/L

Week 3 = 7.1 mg/L

Week 4 = Non-Detect or <5.0 mg/L

For this example, use subpart (h) - For reporting an average based on a mix of detected and non-detected values (not including *E. coli*), assign a value of “0” for all non-detects for that reporting period and report the average of all the results.

$$11.4 + 0 + 7.1 + 0 = 18.5 \div 4 \text{ (number of samples)} = 4.63 \text{ mg/L.}$$

The Permittee reports a Monthly Average of 4.63 mg/L and a Daily maximum of 11.4 mg/L (Note the < symbol was dropped in the answers).

Example: Permittee has five samples for Pollutant Y that has a method minimum level of 9 µg/L and is to report a Daily Maximum and Monthly Average.

Day 1 = Non-Detect or <9.0 µg/L

Day 2 = Non-Detect or <9.0 µg/L

Day 3 = Non-Detect or <9.0 µg/L

Day 4 = Non-Detect or <9.0 µg/L

Day 5 = Non-Detect or <9.0 µg/L

For this example, use subpart (g) - For reporting an average based on all non-detected values, remove the “<” sign from the values, average the values, and then add the “<” symbol back to the resulting average.

$$(9 + 9 + 9 + 9 + 9) \div 5 \text{ (number of samples)} = <9 \text{ µg/L.}$$

The Permittee reports a Monthly Average of <9.0 µg/L (retain the ‘less than’ symbol) and a Daily Maximum of <9.0 µg/L.

Example: Permittee has four samples for Pollutant Z where the first two tests were conducted using a method with a method minimum level of 4 µg/L and the remaining two tests were conducted using a different method that has a method minimum level of <6 µg/L and is to report a Monthly Average and a Weekly Average.

Week 1 = Non-Detect or <4.0 µg/L

Week 2 = Non-Detect or <4.0 µg/L

Week 3 = Non-Detect or <6.0 µg/L

Week 4 = Non-Detect or <6.0 µg/L

For this example, use subpart (g) - For reporting an average based on all non-detected values, remove the “<” sign from the values, average the values, and then add the “<” symbol back to the resulting average.

$$(4 + 4 + 6 + 6) \div 4 \text{ (number of samples)} = <5 \text{ µg/L. (Monthly)}$$

The facility reports a Monthly Average of <5.0 µg/L and a Weekly Average of <6.0 µg/L.

APPENDIX – Non-Detect Example Calculations (Continued):

Example: Permittee has five samples for Pollutant Z where the first two tests were conducted using a method with a method minimum level of 4 µg/L and the remaining three tests were conducted using a different method that has a method minimum level of <6 µg/L and is to report a Monthly Average and a Weekly Average.

Week 1 = Non-Detect or <4.0 µg/L

Week 2 = Non-Detect or <4.0 µg/L

Week 2 = Non-Detect or <6.0 µg/L

Week 3 = Non-Detect or <6.0 µg/L

Week 4 = Non-Detect or <6.0 µg/L

For this example, use subpart (g) - For reporting an average based on all non-detected values, remove the “<” sign from the values, average the values, and then add the “<” symbol back to the resulting average.

$(4 + 4 + 6 + 6 + 6) \div 5$ (number of samples) = <5.2 µg/L. (Monthly)

$(4 + 6) \div 2$ (number of samples) = <5 µg/L. (Week 2)

The facility reports a Monthly Average of <5.2 µg/L and a Weekly Average of <6.0 µg/L (report highest Weekly Average value)

Example: Permittee has four samples for Pollutant Z where the tests were conducted using a method with a method minimum level of 10 µg/L and is to report a Monthly Average and Daily Maximum. The permit lists that Pollutant Z has a Department determined Minimum Quantification Level (ML) of 130 µg/L.

Week 1 = 12 µg/L

Week 2 = 52 µg/L

Week 3 = Non-Detect or <10 µg/L

Week 4 = 133 µg/L

For this example, use subpart (h) - For reporting an average based on a mix of detected and non-detected values (not including *E. coli*), assign a value of “0” for all non-detects for that reporting period and report the average of all the results.

For this example, $(12 + 52 + 0 + 133) \div 4$ (number of samples) = $197 \div 4 = 49.3$ µg/L.

The facility reports a Monthly Average of 49.3 µg/L and a Daily Maximum of 133 µg/L.

Example: Permittee has five samples for *E. coli* which has a method minimum level of 1 #/100mL and is to report a Weekly Average (seven (7) day geometric mean) and a Monthly Average (thirty (30) day geometric mean).

Week 1 = 102 #/100mL

Week 2 (Monday) = 400 #/100mL

Week 2 (Friday) = Non-Detect or <1 #/100mL

Week 3 = 15 #/100mL

Week 4 = Non-Detect or <1 #/100mL

For this example, use subpart (i) - When *E. coli* is not detected above the method minimum level, the permittee must report the data qualifier signifying less than detection limit for that parameter (e.g., <1 #/100mL, if the method minimum level is 1 #/100mL). For reporting a geometric mean based on a mix of detected and non-detected values, use one-half of the detection limit (instead of zero) for non-detects when calculating geometric means. The Geometric Mean is calculated by multiplying all of the data points and then taking the nth root of this product, where n = # of samples collected.

The Monthly Average (30 day Geometric Mean) = 5th root of $(102)(400)(0.5)(15)(0.5) = 5\text{th root of } 153,000 = 10.9$ #/100mL.

The 7 day Geometric Mean = 2nd root of $(400)(0.5) = 2\text{nd root of } 200 = 14.1$ #/100mL. (Week 2)

The Permittee reports a Monthly Average (30 day Geometric Mean) of 10.9 #/100mL and a Weekly Average (7 day geometric mean) of 102 #/100mL (report highest Weekly Average value)

APPENDIX – ALTERNATIVE: New IDEAL system.



APPENDIX – ANTIDegradation ANALYSIS:

Missouri Department of Natural Resources
Water Protection Program
Water Pollution Control Branch
Engineering Section

Water Quality and Antidegradation Review

*For the Protection of Water Quality
and Determination of Effluent Limits for Discharge to
Shoal Creek*

by
City of Lathrop Wastewater Treatment Facility



March, 2019

City of Lathrop WWTF
3/12/2019
Page 2

Table of Contents

1. Facility Information	3
2. Water Quality Information.....	3
2.1. Water Quality History:.....	3
3. Receiving Waterbody Information	3
4. General Comments.....	4
5. Antidegradation Review Information	4
5.1. TIER DETERMINATION	4
Table 1. Pollutants of Concern and Tier Determination	4
5.2. EXISTING WATER QUALITY	5
5.3. NO DISCHARGE EVALUATION	5
5.4. LOSING STREAM ALTERNATIVE DISCHARGE LOCATION	5
5.5. DEMONSTRATION OF INSIGNIFICANCE	5
Table 2. Net Change in Loadings Based upon Current and Proposed Permit Limits.....	5
5.6. DEMONSTRATION OF NECESSITY AND SOCIAL AND ECONOMIC IMPORTANCE.....	6
6. General Assumptions of the Water Quality and Antidegradation Review	6
7. Mixing Considerations.....	7
8. Permit Limits and Monitoring Information	7
TABLE 3. EFFLUENT LIMITS FOR OUTFALL #001	7
9. Receiving Water Monitoring Requirements	7
10. Derivation and Discussion of Limits	8
10.1. OUTFALL #001 – MAIN FACILITY OUTFALL.....	8
10.2. LIMIT DERIVATION	8
11. ANTIDEGRADATION REVIEW PRELIMINARY DETERMINATION.....	10
Appendix A: Map of Discharge Location.....	11

City of Lathrop WWTF
3/12/2019
Page 3

1. FACILITY INFORMATION

FACILITY NAME: Lathrop Wastewater Treatment Facility (WWTF) NPDES #: MO-0112704

FACILITY TYPE/DESCRIPTION:

FACILITY TYPE: POTW – Regional Facility – SIC #4952

FACILITY DESCRIPTION: The current permitted design flow is .23 MGD. Actual flow is .203 MGD. The City of Lathrop WWTF is a lagoon. The proposed design flow, with the installation of an IDEAL system to the lagoon, will be 0.29 MGD.

COUNTY:	<u>Clinton</u>	UTM COORDINATES:	<u>X= 386914 / Y= 4379769</u>
12- DIGIT HUC:	<u>10280101-1301</u>	LEGAL DESCRIPTION:	<u>SW¼, SW¼, Sec. 19, T55 N, R30W</u>
EDU*:	<u>Central Plains</u>	ECOREGION:	<u>Dissected Till and Loess Plains</u>

* - Ecological Drainage Unit

2. WATER QUALITY INFORMATION

In accordance with Missouri's Water Quality Standard [10 CSR 20-7.031(3)] and federal antidegradation policy at Title 40 Code of Federal Regulation (CFR) Section 131.12 (a), the Missouri Department of Natural Resources (Department) developed a statewide antidegradation policy and corresponding procedures to implement the policy. A proposed discharge to a water body will be required to undergo a level of Antidegradation Review which documents that the use of a water body's available assimilative capacity is justified. Effective August 30, 2008, and revised July 13, 2016, a facility is required to use *Missouri's Antidegradation Implementation Procedure (AIP)* for new and expanded wastewater discharges.

2.1. WATER QUALITY HISTORY:

OUTFALL	DESIGN FLOW (CFS)	TREATMENT LEVEL	RECEIVING WATERBODY	DISTANCE TO CLASSIFIED SEGMENT (MI)
001	0.45	Secondary	8-20-13 MUDD V1.0	Directly Discharges

3. RECEIVING WATERBODY INFORMATION

WATERBODY NAME	CLASS	WBID	LOW-FLOW VALUES (CFS)			DESIGNATED USES**
			1Q10	7Q10	30Q10	
8-20-13 MUDD V1.0	C	3960	0.0	0.0	0.0	AQL, HHP, IRR, LWW, SCR, WBC(B)

** Irrigation (IRR), Livestock & Wildlife Protection (LWP), Protection of Warm Water Aquatic Life (AQL), Human Health Protection (HHP), Cool Water Fishery (CLF), Cold Water Fishery (CDF), Whole Body Contact Recreation – Category A (WBC-A), Whole Body Contact Recreation – Category B (WBC-B), Secondary Contact Recreation (SCR), Drinking Water Supply (DWS), Industrial (IND), Groundwater (GRW).

RECEIVING WATER BODY SEGMENT #1: Shoal Creek

Upper end segment* UTM coordinates: X= 386914/ Y= 4379769 (Outfall)

Lower end segment* UTM coordinates: X= 387542/ Y= 4382893 (Tributary)

*Segment is the portion of the stream where discharge occurs. Segment is used to track changes in assimilative capacity and is bound at a minimum by existing sources and confluences with other significant water bodies.

City of Lathrop WWTF
3/12/2019
Page 4

4. GENERAL COMMENTS

Veenstra and Kimm, Inc. prepared, on behalf of the City of Lathrop, the City of Lathrop *Antidegradation Review Report* dated November, 2014.

Applicant elected to determine that discharge of all pollutants of concern (POC) is non-degrading or insignificant to the receiving stream. This analysis was conducted to fulfill the requirements of the AIP. Information that was provided by the applicant in the submitted report and summary forms in Appendix B was used to develop this review document.

A Geohydrological Evaluation was not submitted for this facility upgrade. The stream is gaining for discharge purposes (Appendix A: Map).

A Missouri Department of Conservation Natural Heritage Review Report was obtained by the applicant; MDC found no record of wildlife preserves, critical habitats, or state or federal endangered-list species records within one mile of the site.

5. ANTIDEGRADATION REVIEW INFORMATION

The following is a review of the *City of Lathrop Antidegradation Review Report* dated November, 2014.

5.1. TIER DETERMINATION

Below is a list of pollutants of concern reasonably expected to be in the discharge (see Appendix B). Pollutants of concern are defined as those pollutants "proposed for discharge that affects beneficial use(s) in waters of the state. POCs include pollutants that create conditions unfavorable to beneficial uses in the water body receiving the discharge or proposed to receive the discharge." (AIP, Page 7). Tier 2 is assumed for all POCs; however, tier determinations were not necessary with maintenance of mass loading determinations (see Appendix B).

Table 1. Pollutants of Concern and Tier Determination

POLLUTANTS OF CONCERN	TIER*	DEGRADATION	COMMENT
BOD ₅ /DO	*	Insignificant	
Total Suspended Solids (TSS)	**	Insignificant	
Ammonia as N	*	Insignificant	
pH	***	Insignificant	Permit limits applied
Oil & Grease (mg/L)	*	Insignificant	
Bacteria/ <i>Escherichia coli</i> (<i>E. coli</i>)	*	Insignificant	Permit limits applied

* Tier determination not possible with the demonstration of mass loading maintenance. Tier determination not possible: ** No in-stream standards for these parameters. *** Standards for these parameters are ranges.

The following Antidegradation Review Summary attachments in Appendix B were used by the applicant:
For pollutants of concern, the attachments are:\

☒ Attachment B, Tier 2 with minimal degradation.

City of Lathrop WWTF
3/12/2019
Page 5

5.2. EXISTING WATER QUALITY

No existing water quality data was submitted. POCs were considered to be Tier 2 and non-degrading in the absence of existing water quality.

5.3. NO DISCHARGE EVALUATION

According to 10 CSR 20-6.010 (4)(D), reports for the purpose of constructing a wastewater treatment facility shall consider the feasibility of constructing and operating a no discharge facility. Missouri's antidegradation implementation procedures specify that if the proposed activity does not result in significant degradation then a demonstration of necessity (i.e., alternatives analysis) and a determination of social and economic importance are not required. For this reason, the no discharge evaluation should be completed during the submittal of engineering report or facility plan for the purpose of obtaining a construction permit.

5.4. LOSING STREAM ALTERNATIVE DISCHARGE LOCATION

Under 10 CSR 20-7.015(4) (A), *discharges to losing stream shall be permitted only after other alternatives including land application, discharge to gaining stream and connection to a regional facility have been evaluated and determined to be unacceptable for environmental and/or economic reasons.*

The facility does not discharge to a losing stream segment or will not discharge within 2 miles of a losing stream segment.

5.5. DEMONSTRATION OF INSIGNIFICANCE

In Section II.A of the *Missouri's Antidegradation Rule and Implementation Procedure*, a demonstration of insignificance of the discharge requires the applicant to show a reduction, or maintenance of loading, i.e., no change in ambient water quality concentrations in the receiving waters. As demonstrated in City of Lathrop *Antidegradation Review Report* dated November, 2014, Table 2 below summarizes the results of current loading based on the current permit concentrations and proposed loadings based on the proposed permit concentrations.

Table 2. Net Change in Loadings Based upon Current and Proposed Permit Limits.

POLLUTANTS OF CONCERN	CURRENT WEEKLY AVERAGE OR MAXIMUM DAILY LIMIT (MG/L)	PROPOSED MAXIMUM DAILY LIMIT (NOTE 1) (MG/L)	CURRENT LOADING (LBS/DAY)	PROPOSED LOADING (LBS/DAY)	NET CHANGE (LBS/DAY)
BOD5	65	45	124.7	108.8	-15.85
Total Suspended Solids (TSS)	120	45	230.2	108.8	-121.35
Ammonia (Summer)	6	4.8	11.5	11.5	0.0
Ammonia (Winter)	9	7.1	17.3	17.3	0.0

*WQBEL=water quality based effluent limit. **See Derivation and Discussion of Limits, Section 10.

***Value is in the current permit, rather than the expired permit. AWL = average weekly limit.

City of Lathrop WWTF
3/12/2019
Page 6

Note 1—Except for TSS and BOD, the proposed effluent limits that were provided by applicant were determined by using the *ratio of current flow (.23 MGD) to proposed design flow or 0.79; thus 79% of the current limit is applied as the proposed limit.*

Current design flow (Qd) = 5.25 MGD
Mass conversion – 1 mg/L = 8.34 lbs/million gallons
Wasteload Allocation (WLA) = maximum daily or weekly average

Existing Load (lbs/day) = Mass conversion * WLA * Qd
Example: 8.34 (lbs/MG)/(mg/L) * 1 mg/L * 5.25 MGD = 43.8 lbs/day

5.6. DEMONSTRATION OF NECESSITY AND SOCIAL AND ECONOMIC IMPORTANCE

Missouri's antidegradation implementation procedures specify that if the proposed activity does not result in significant degradation then a demonstration of necessity (i.e., alternatives analysis) and a determination of social and economic importance are not required. Thus, the Tier 2 Review is not required.

6. GENERAL ASSUMPTIONS OF THE WATER QUALITY AND ANTIDEGRADATION REVIEW

1. A Water Quality and Antidegradation Review (WQAR) assumes that [10 CSR 20-6.010(3) Continuing Authorities and 10 CSR 20-6.010(4) (D), consideration for no discharge] has been or will be addressed in a Missouri State Operating Permit or Construction Permit Application.
2. A WQAR does not indicate approval or disapproval of alternative analysis as per [10 CSR 20-7.015(4) Losing Streams], and/or any section of the effluent regulations.
3. Changes to Federal and State Regulations made after the drafting of this WQAR may alter Water Quality Based Effluent Limits (WQBEL).
4. Effluent limitations derived from Federal or Missouri State Regulations (FSR) may be WQBEL or Effluent Limit Guidelines (ELG).
5. WQBEL supersede ELG only when they are more stringent. Mass limits derived from technology based limits are still appropriate.
6. A WQAR does not allow discharges to waters of the state, and shall not be construed as a National Pollution Discharge Elimination System or Missouri State Operating Permit to discharge or a permit to construct, modify, or upgrade.
7. Limitations and other requirements in a WQAR may change as Water Quality Standards, Methodology, and Implementation procedures change.
8. Nothing in this WQAR removes any obligations to comply with county or other local ordinances or restrictions.
9. If the proposed treatment technology is not covered in 10 CSR 20-8 Design Guides, the treatment process may be considered a new technology. As a new technology, the permittee will need to work with the review engineer to ensure equipment is sized properly. The operating permit may contain additional requirements to evaluate the effectiveness of the technology once the facility is in operation. This Antidegradation Review is based on the information provided by the facility and is not a comprehensive review of the proposed treatment technology. If the review engineer determines the proposed technology will not consistently meet proposed effluent limits, the permittee will be required to revise their Antidegradation Report.

City of Lathrop WWTF
3/12/2019
Page 7

7. MIXING CONSIDERATIONS

Mixing Zone (MZ): Not Allowed [10 CSR 20-7.031(5)(A)4.B.(I)(a)].

Zone of Initial Dilution (ZID): Not Allowed [10 CSR 20-7.031(5)(A)4.B.(I)(b)].

8. PERMIT LIMITS AND MONITORING INFORMATION

WASTELoad ALLOCATION
STUDY CONDUCTED (Y OR N):

☐ N

USE ATTAINABILITY
ANALYSIS CONDUCTED (Y OR N):

☒ Y

WHOLE BODY CONTACT
USE RETAINED (Y OR N):

☒ Y

OUTFALL #001

WET TEST (Y OR N):

☒ Y

FREQUENCY:

ONCE/PERMIT
CYCLE

AEC:

100%

METHOD:

MULTIPLE

TABLE 3. EFFLUENT LIMITS FOR OUTFALL #001

PARAMETER	UNITS	DAILY MAXIMUM	WEEKLY AVERAGE	MONTHLY AVERAGE	BASIS FOR LIMIT (NOTE 2)	MONITORING FREQUENCY
FLOW	MGD	*		*	FSR	ONCE/DAY
BOD ₅ ***	MG/L		45	30	NDEL	ONCE/MONTH
TSS	MG/L		45	30	NDEL	ONCE/MONTH
PH	SU	6.5 – 9.0		6.5 – 9.0	FSR	ONCE/MONTH
AMMONIA AS N (APRIL 1 – SEPT 30)	MG/L	4.8		1	NDEL	ONCE/MONTH
AMMONIA AS N (OCT 1 – MAR 31)	MG/L	2.2			NDEL	ONCE/MONTH
OIL & GREASE	MG/L	15		10	FSR	ONCE/MONTH
ESCHERICHIA COLIFORM (E. COLI)	NOTE 1		1030**	206**	FSR	ONCE/WEEK
TOTAL PHOSPHORUS	MG/L	*		*	FSR	ONCE/QUARTER
TOTAL NITROGEN	MG/L	*		*	FSR	ONCE/QUARTER

NOTE 1 – COLONIES/100 ML

NOTE 2 – WATER QUALITY-BASED EFFLUENT LIMITATION – WQBEL; OR MINIMALLY DEGRADING EFFLUENT LIMIT – MDEL; OR PREFERRED ALTERNATIVE EFFLUENT LIMIT – PEL; OR TECHNOLOGY-BASED EFFLUENT LIMIT – TBEL; OR NO DEGRADATION EFFLUENT LIMIT – NDEL; OR FEDERAL/STATE REGULATION – FSR; OR NOT APPLICABLE – N/A.

ALSO, PLEASE SEE THE GENERAL ASSUMPTIONS OF THE WQAR #4 & #5.

* Monitoring requirements only.

** The Monthly and Weekly Average for *E. coli* shall be reported as a Geometric Mean. The Weekly Average for *E. coli* will be expressed as a geometric mean if more than one (1) sample is collected during a calendar week (Sunday through Saturday).

*** This facility is required to meet a removal efficiency of 85% or more for BOD₅ and TSS. Influent BOD₅ and TSS data should be reported to ensure removal efficiency requirements are met.

9. RECEIVING WATER MONITORING REQUIREMENTS

No receiving water monitoring requirements recommended at this time.

City of Lathrop WWTF
3/12/2019
Page 8

10. DERIVATION AND DISCUSSION OF LIMITS

Wasteload allocations and limits were calculated using two methods:

1) Water quality-based – Using water quality criteria or water quality model results and the dilution equation below:

$$C = \frac{(Cs \times Qs) + (Ce \times Qe)}{(Qe + Qs)} \quad (\text{EPA/505/2-90-001, Section 4.5.5})$$

Where: C = downstream concentration

Cs = upstream concentration

Qs = upstream flow

Ce = effluent concentration

Qe = effluent flow

Chronic wasteload allocations were determined using applicable chronic water quality criteria (CCC: criteria continuous concentration) and stream volume of flow at the edge of the mixing zone (MZ). Acute wasteload allocations were determined using applicable water quality criteria (CMC: criteria maximum concentration) and stream volume of flow at the edge of the zone of initial dilution (ZID).

Water quality-based maximum daily and average monthly effluent limitations were calculated using methods and procedures outlined in USEPA's "Technical Support Document For Water Quality-based Toxics Control" (EPA/505/2-90-001).

Chronic wasteload allocations (WLA_c) were determined using applicable chronic water quality criteria (CCC: criteria continuous concentration) and upstream stream flow without mixing considerations. Acute wasteload allocations are only determined in the absence of applicable chronic criteria.

10.1. OUTFALL #001 – MAIN FACILITY OUTFALL

10.2. LIMIT DERIVATION

- **Flow.** In accordance with [40 CFR Part 122.44(i)(1)(ii)] the volume of effluent discharged from each outfall is needed to assure compliance with permitted effluent limitations. If the permittee is unable to obtain effluent flow, then it is the responsibility of the permittee to inform the Department, which may require the submittal of an operating permit modification.
- **Biochemical Oxygen Demand (BOD₅).** BOD₅ limits of 36 mg/L monthly average, 51 mg/L average weekly. The technology-based secondary limitations at 10 CSR 20-7.015 (8) of 30 mg/L monthly and 45 mg/L average weekly are less protective of water quality standards than the no degradation expansion limitations in the table below. The table below shows that the expanded loading will be reduced as compared to the current permitted loading. This demonstration of insignificance satisfies the requirements of the AIP. These limitations are non-degrading and protective of existing water quality.

City of Lathrop WWTF
3/12/2019
Page 9

Parameter	Limit	WLA (mg/L)	(LBS/MG)/(mg/L)	Current Qd MGD	Current Load (lbs/day)	Expanded Qd MGD	Expansion Limit (mg/L)
BOD	Monthly	45	8.34	0.23	86.3	0.29	30
	Weekly	65	8.34	0.23	124.7	0.29	45

Influent monitoring may be required for this facility in its Missouri State Operating Permit.

- **Total Suspended Solids (TSS).** 30 mg/L monthly average, 45 mg/L average weekly limit.

Parameter	Limit	WLA (mg/L)	(LBS/MG)/(mg/L)	Current Qd MGD	Current Load (lbs/day)	Expanded Qd MGD	Expansion Limit (mg/L)
TSS	Monthly	80	8.34	0.23	153.5	0.29	30
	Weekly	120	8.34	0.23	230.2	0.29	45

Influent monitoring may be required for this facility in its Missouri State Operating Permit.

- **pH.** – 6.5-9.0 SU. Technology based effluent limitations of 6.0-9.0 SU [10 CSR 20-7.015] are not protective of the Water Quality Standard, which states that water contaminants shall not cause pH to be outside the range of 6.5-9.0 SU. No mixing zone is allowed due to the classification of the receiving stream, therefore the water quality standard must be met at the outfall.
- **Total Ammonia Nitrogen.** Early Life Stages Present Total Ammonia Nitrogen criteria apply [10 CSR 20-7.031(5)(B)7.C. & Table B3]. Background total ammonia nitrogen = 0.01 mg/L

No degradation Limitation Calculations

The following tables are presented because the facility was recently renewed with lower ammonia limitations and, secondly, to give the applicant-provided antidegradation review loading calculations consideration. The first table represents to the recently expired permit. It represents the bulk of the historic loading to the Meramec River. The recently renewed loading with lower ammonia limitation is the second table. The limitations are more stringent and use correct low flow values.

Parameter	Limit	WLA (mg/L)	(LBS/MG)/(mg/L)	Current Qd MGD	Current Load (lbs/day)	Expanded Qd MGD	Expansion Limit (mg/L)
Ammonia Summer	Monthly	1.2	8.34	0.23	2.3	0.29	1.0
	Maximum	6	8.34	0.23	11.5	0.29	4.8
Ammonia Winter	Monthly	2.8	8.34	0.23	5.4	0.29	2.2
	Maximum	9	8.34	0.23	17.3	0.29	7.1

City of Lathrop WWTF
3/12/2019
Page 10

No Degradation Expansion Limitations

Season	Maximum Daily Limit (mg/l)	Average Monthly Limit (mg/l)
Summer	1	4.8
Winter	2.2	7.1

Classified Streams: 10 CSR 20-7.015 (9)(B)1.A.

- **Escherichia coli (E. coli).** Monthly average of 206 per 100 mL as a geometric mean and Daily Maximum of 1030 during the recreational season (April 1 – October 31), to protect Whole Body Contact Recreation (B) designated use of the receiving stream, as per 10 CSR 20-7.031(5)(C). An effluent limit for both monthly average and daily maximum is required by 40 CFR 122.45(d).

Rule for monitoring requirements is 10 CSR 20-7.015 (9)(D)6.A, B and C]

For facilities greater than 100,000 gpd: At a minimum, weekly monitoring is required during the recreational season (April 1 – October 31), with compliance to be determined by calculating the geometric mean of all samples collected during the reporting period (samples collected during the calendar week for the weekly average, and samples collected during the calendar month for the monthly average). The weekly average requirement is consistent with EPA federal regulation 40 CFR 122.45(d). Please see **GENERAL ASSUMPTIONS OF THE WQAR #7.**

Weekly monitoring is required at all times with compliance to be determined by E. coli water quality standards established in section (5)(C.) of 10 CSR 7.031 and the effluent rule short time limits in 7.015 (9)(B)1.E. Please see **GENERAL ASSUMPTIONS OF THE WQAR #7.**

- **Oil & Grease.** Conventional pollutant, [10 CSR 20-7.031, Table A]. Effluent limitation for protection of aquatic life; 10 mg/L monthly average, 15 mg/L daily maximum.
- **Total Phosphorus and Total Nitrogen.** Monitoring required for facilities greater than 100,000 gpd design flow per 10 CSR 20-7.015(9)(D)7. Once per quarter sampling for one permit cycle or up to 5 years if permit cycle is less than 5 years.

11. ANTIDegradation REVIEW PRELIMINARY DETERMINATION

The proposed facility discharge will result in no degradation of the segment identified in the Shoal Creek. Per the requirements of the AIP, the effluent limits in this review were developed to be protective of beneficial uses and to retain the remaining assimilative capacity. The Department has determined that the submitted review is sufficient and meets the requirements of the AIP. No further analysis is needed for this discharge.

Reviewer: Shawn Abrahamsen
Date: 03/12/2019
Unit Chief: John Rustige, P.E.

APPENDIX – COST ANALYSIS FOR COMPLIANCE:

Missouri Department of Natural Resources Water Protection Program Cost Analysis for Compliance (In accordance with RSMo 644.145)

Lathrop WWTF, Permit Renewal City of Lathrop Missouri State Operating Permit #MO-0112704

Section 644.145 RSMo requires the Department of Natural Resources (Department) to make a “finding of affordability” when “issuing permits under” or “enforcing provisions of” state or federal clean water laws “pertaining to any portion of a combined or separate sanitary sewer system for publicly-owned treatment works.” This cost analysis does not dictate how the permittee will comply with new permit requirements.

New Permit Requirements

The permit requires compliance with new effluent monitoring requirements for Total Kjeldahl Nitrogen and Nitrate + Nitrite, and new influent monitoring requirements for Ammonia, Total Phosphorus, Total Kjeldahl Nitrogen, and Nitrate + Nitrite.

Connections

The number of connections was obtained from the Department’s fee tracking website.

Connection Type	Number
Residential	895
Commercial	-
Industrial	-
Total	895

Data Collection for this Analysis

This cost analysis is based on data available to the Department as provided by the permittee and data obtained from readily available sources. For the most accurate analysis, it is essential that the permittee provides the Department with current information about the City’s financial and socioeconomic situation. The financial questionnaire available to permittees on the Department’s website (<https://dnr.mo.gov/document-search/financial-questionnaire-mo-780-2511>) is a required attachment to the permit renewal application. If the financial questionnaire is not submitted with the renewal application, the Department sends a request to complete the form with the welcome correspondence. Though the Department has made attempts to gather financial information from the City of Lathrop; no information has been provided. The Department has relied heavily on readily available data to complete this analysis. If certain data was not provided by the permittee to the Department and the data is not obtainable through readily available sources, this analysis will state that the information is “unknown”.

Eight Criteria of 644.145 RSMo

The Department must consider the eight (8) criteria presented in subsection 644.145 RSMo to evaluate the cost associated with new permit requirements.

(1) A community’s financial capability and ability to raise or secure necessary funding;

Criterion 1 Table. Current Financial Information for the City of Lathrop	
Current Monthly User Rates per 5,000 gallons*	\$41.00
Median Household Income (MHI) ¹	\$64,321
Current Annual Operating Costs (excludes depreciation)	unknown

*User Rates were obtained from the 2022 Missouri Public Utility Alliance Water and Wastewater Rate Survey.

(2) Affordability of pollution control options for the individuals or households at or below the median household income level of the community;

The following tables outline the estimated costs of the new permit requirements:

Criterion 2A Table. Estimated Cost Breakdown of New Permit Requirements			
New Requirement	Frequency	Estimated Cost	Estimated Annual Cost
Total Phosphorus – Influent	Quarterly	\$26	\$104
Total Kjeldahl Nitrogen - Influent	Quarterly	\$35	\$140
Nitrate + Nitrite - Influent	Quarterly	\$44	\$176
Ammonia - Influent	Quarterly	\$22	\$88
Total Kjeldahl Nitrogen - Effluent	Quarterly	\$35	\$140
Nitrate + Nitrite - Effluent	Quarterly	\$44	\$176
Total Estimated Annual Cost of New Permit Requirements			\$824

Criterion 2B Table. Estimated Costs for New Permit Requirements		
(1)	Estimated Annual Cost	\$824
(2)	Estimated Monthly User Cost for New Requirements ²	\$0.08
	Estimated Monthly User Cost for New Requirements as a Percent of MHI ³	0.001%
(3)	Total Monthly User Cost*	\$41.08
	Total Monthly User Cost as a Percent of MHI ⁴	0.77%

* Current User Rate + Estimated Monthly Costs of New Sampling Requirements

Due to the minimal cost associated with new permit requirements, the Department anticipates an extremely low to no rate increase will be necessary, which could impact individuals or households of this community.

(3) An evaluation of the overall costs and environmental benefits of the control technologies;

This analysis is being conducted based on new requirements in the permit, which will not require the addition of new control technologies at the facility. However, the new sampling requirements are being established in order to provide data regarding the health of the receiving stream's aquatic life and to ensure that the existing permit limits are providing adequate protection of aquatic life. Improved wastewater provides benefits such as avoided health costs due to water-related illness, enhanced environmental ecosystem quality, and improved natural resources. The preservation of natural resources has been proven to increase the economic value and sustainability of the surrounding communities. Maintaining Missouri's water quality standards fulfills the goal of restoring and maintaining the chemical, physical, and biological integrity of the receiving stream; and, where attainable, it achieves a level of water quality that provides for the protection and propagation of fish, shellfish, wildlife, and recreation in and on the water.

Nutrient Monitoring

Nutrients are mineral compounds that are required for organisms to grow and thrive. Of the six (6) elemental macronutrients, nitrogen and phosphorus are generally not readily available and limit growth of organisms. Excess nitrogen and phosphorus will cause a shift in the ecosystem's food web. Once excess nitrogen and phosphorus are introduced into a waterbody, some species' populations will dramatically increase, while other populations will not be able to sustain life. Competition and productivity are two factors in which nutrients can alter aquatic ecosystems and the designated uses of a waterbody. For example, designated uses, such as drinking water sources and recreational uses, become impaired when algal blooms take over a waterbody. These blooms can cause foul tastes and odors in the drinking water, unsightly appearance, and fish mortality in the waterbody. Some algae also produce toxins that may cause serious adverse health conditions such as liver damage, tumor promotion, paralysis, and kidney damage. The monitoring requirements for nitrogen and phosphorus have been added to the permit to provide data regarding the health of the receiving stream's aquatic life. A healthy ecosystem is beneficial as it provides reduced impacts on human and aquatic health as well as recreational opportunities.

(4) Inclusion of ongoing costs of operating and maintaining the existing wastewater collection and treatment system, including payments on outstanding debts for wastewater collection and treatment systems when calculating projected rates:

The community did not provide the Department with this information, nor could it be found through readily available data.

(5) An inclusion of ways to reduce economic impacts on distressed populations in the community, including but not limited to low and fixed income populations. This requirement includes but is not limited to:

- (a) Allowing adequate time in implementation schedules to mitigate potential adverse impacts on distressed populations resulting from the costs of the improvements and taking into consideration local community economic considerations.
- (b) Allowing for reasonable accommodations for regulated entities when inflexible standards and fines would impose a disproportionate financial hardship in light of the environmental benefits to be gained.

The following table characterizes the current overall socioeconomic condition of the community as compared to the overall socioeconomic condition of Missouri. The following information was compiled using the latest U.S. Census data.

Criterion 5 Table. Socioeconomic Data ^{1, 5-9} for the City of Lathrop

No.	Administrative Unit	Lathrop City	Missouri State	United States
1	Population (2021)	2,527	6,141,534	329,725,481
2	Percent Change in Population (2000-2021)	20.8%	9.8%	17.2%
3	2021 Median Household Income (in 2022 Dollars)	\$64,321	\$65,928	\$74,545
4	Percent Change in Median Household Income (2000-2021)	-7.4%	-1.1%	1.1%
5	Median Age (2021)	34.4	38.8	38.4
6	Change in Median Age in Years (2000-2021)	1.8	2.7	3.1
7	Unemployment Rate (2021)	3.8%	4.5%	5.5%
8	Percent of Population Below Poverty Level (2021)	13.4%	12.8%	12.6%
9	Percent of Household Received Food Stamps (2021)	11.7%	10.1%	11.4%
10	(Primary) County Where the Community Is Located	Clinton County		

(6) An assessment of other community investments and operating costs relating to environmental improvements and public health protection;

The community did not report any other investments relating to environmental improvements.

(7) An assessment of factors set forth in the United States Environmental Protection Agency's guidance, including but not limited to the "Combined Sewer Overflow Guidance for Financial Capability Assessment and Schedule Development" that may ease the cost burdens of implementing wet weather control plans, including but not limited to small system considerations, the attainability of water quality standards, and the development of wet weather standards;

The new requirements associated with this permit will not impose a financial burden on the community, nor will they require the City of Lathrop to seek funding from an outside source.

(8) An assessment of any other relevant local community economic conditions.

The community did not report any other relevant local economic conditions.

The Department contracted with Wichita State University to complete an assessment tool that would allow for predictions on rural Missouri community populations and future sustainability. The purpose of the study is to use a statistical modeling analysis in order to determine factors associated with each rural Missouri community that would predict the future population changes that could occur in each community. A stepwise regression model was applied to 19 factors which were determined as predictors of rural population change in Missouri. The model established a hierarchy of the predicting factors which allowed the model to place a weighted value on each of the factors. A total of 745 rural towns and villages in Missouri received a weighted value for each of the predicting factors. The weighted values for each town / village were then added together to determine an overall decision score. The overall decision scores were then divided into five categories and each town was assigned to a different categorical group based on the overall decision score. The categorical groups were developed from the range of overall scores across all rural towns and villages within Missouri.

Based on the assessment tool, the City of Lathrop has been determined to be a category 1 community. This means that the City of Lathrop could potentially face more challenging socioeconomic circumstances over time and may have significant declines in population in the future. The Department has determined an adequate schedule of compliance that will alleviate the potential financial

burdens that the City of Lathrop may face due to the necessary upgrades required to meet the new permit requirements. If this community experiences a decline in population, which results in the inability to secure the necessary funding for an upgrade to meet the new requirements within this permit, a modification to the schedule of compliance may be necessary. The community may contact the Department and send an application for a modification to the schedule of compliance with justification for the time necessary to comply with this permit.

Conclusion and Finding

As a result of new regulations, the Department is proposing modifications to the current operating permit that may require the permittee to increase monitoring. The Department has considered the eight (8) criteria presented in subsection 644.145 RSMo to evaluate the cost associated with the new permit requirements.

This analysis examined whether the new sampling requirements affect the ability of an individual customer or household to pay a utility bill without undue hardship or unreasonable sacrifice in the essential lifestyle or spending patterns of the individual or household. After reviewing the above criteria, the Department finds that the new sampling requirements may result in a low burden with regard to the community's overall financial capability and a low financial impact for most individual customers/households; therefore, the new permit requirements are affordable.

References

1. (A) 2021 MHI in 2021 Dollar: United States Census Bureau. 2017-2021 American Community Survey 5-Year Estimates, Table B19013: Median Household Income in the Past 12 Months (in 2021 Inflation-Adjusted Dollars). <https://data.census.gov/cedsci/table?q=B19013&tid=ACSDT5Y2021.B19013>.
(B) 2000 MHI in 1999 Dollar: (1) For United States, United States Census Bureau (2003) 2000 Census of Population and Housing, Summary Social, Economic, and Housing Characteristics, PHC-2-1 Part 1. United States Summary, Table 5. Work Status and Income in 1999: 2000, Washington, DC. <https://www.census.gov/content/dam/Census/library/publications/2003/dec/phc-2-1-pt1.pdf>.
(2) For Missouri State, United States Census Bureau (2003) 2000 Census of Population and Housing, Summary Social, Economic, and Housing Characteristics, PHC-2-27, Missouri, Table 10. Work Status and Income in 1999: 2000, Washington, DC. <https://www.census.gov/content/dam/Census/library/publications/2003/dec/phc-2-1-pt1.pdf>.
(C) 2022 CPI, 2021 CPI and 1999 CPI: U.S. Department of Labor Bureau of Labor Statistics (2022) Consumer Price Index - All Urban Consumers, U.S. City Average. All Items. 1982-84=100 (unadjusted) - CUUR0000SAO. <https://data.bls.gov/cgi-bin/surveymost?bls>.
(D) 2021 MHI in 2022 Dollar = 2021 MHI in 2021 Dollar x 2022 CPI / 2021 CPI; 2000 MHI in 2021 Dollar = 2000 MHI in 1999 Dollar x 2022 CPI / 1999 CPI.
(E) Percent Change in Median Household Income (2000-2021) = (2021 MHI in 2022 Dollar - 2000 MHI in 2022 Dollar) / (2000 MHI in 2022 Dollar).
2. $(\$824/895)/12 = \0.08 (Estimated Monthly User Cost for New Requirements)
3. $(\$0.08/(\$64,321/12))100\% = 0.001\%$ (New Sampling Only)
4. $(\$41.08/(\$64,321/12))100\% = 0.77\%$ (Total User Cost)
5. (A) Total Population in 2021: United States Census Bureau. 2017-2021 American Community Survey 5-Year Estimates, Table B01003: Total Population - Universe: Total Population. <https://data.census.gov/cedsci/table?q=B01003&tid=ACSDT5Y2021.B01003>.
(B) For United States, United States Census Bureau (2002) 2000 Census of Population and Housing, Summary Social, Economic, and Housing Characteristics, PHC-1-1 Part 1. United States Summary, Table 1. Age and Sex: 2000, Washington, DC. <https://www.census.gov/content/dam/Census/library/publications/2003/dec/phc-2-1-pt1.pdf>.
(2) For Missouri State, United States Census Bureau (2002) 2000 Census of Population and Housing, Summary Population and Housing Characteristics, PHC-1-27, Missouri, Table 2. Age and Sex: 2000, Washington, DC. <https://www2.census.gov/library/publications/2003/dec/phc-2-1-pt2.pdf>.
(C) Percent Change in Population (2000-2021) = (Total Population in 2021 - Total Population in 2000) / (Total Population in 2000).
6. Median Age in 2021: United States Census Bureau. 2017-2021 American Community Survey 5-Year Estimates, Table B01002: Median Age by Sex - Universe: Total population. <https://data.census.gov/cedsci/table?q=B01002&tid=ACSDT5Y2021.B01002>.
(B) For United States, United States Census Bureau (2002) 2000 Census of Population and Housing, Summary Social, Economic, and Housing Characteristics, PHC-1-1 Part 1. United States Summary, Table 1. Age and Sex: 2000, Washington, DC., Page 2. <https://www.census.gov/content/dam/Census/library/publications/2003/dec/phc-2-1-pt1.pdf>.
(2) For Missouri State, United States Census Bureau (2002) 2000 Census of Population and Housing, Summary Population and Housing Characteristics, PHC-1-27, Missouri, Table 2. Age and Sex: 2000, Washington, DC., Pages 64-92. <https://www2.census.gov/library/publications/2003/dec/phc-2-1-pt2.pdf>.
(C) Change in Median Age in Years (2000-2021) = (Median Age in 2021 - Median Age in 2000).
7. United States Census Bureau. 2017-2021 American Community Survey 5-Year Estimates, S2301: Employment Status for the Population 16 Years and Over - Universe: Population 16 years and Over. <https://data.census.gov/cedsci/table?q=unemployment&tid=ACSST5Y2021.S2301>.
8. United States Census Bureau. 2017-2021 American Community Survey 5-Year Estimates, Table S1701: Poverty Status in the Past 12 Months. <https://data.census.gov/cedsci/table?q=S1701&tid=ACSST5Y2021.S1701>.
9. United States Census Bureau. 2017-2021 American Community Survey 5-Year Estimates, Table S2201: Food Stamps/Supplemental Nutrition Assistance Program (SNAP) - Universe: Households. <https://data.census.gov/cedsci/table?q=S2201&tid=ACSST5Y2021.S2201>.



STANDARD CONDITIONS FOR NPDES PERMITS
ISSUED BY
THE MISSOURI DEPARTMENT OF NATURAL RESOURCES
MISSOURI CLEAN WATER COMMISSION
REVISED
AUGUST 1, 2014

These Standard Conditions incorporate permit conditions as required by 40 CFR 122.41 or other applicable state statutes or regulations. These minimum conditions apply unless superseded by requirements specified in the permit.

Part I – General Conditions

Section A – Sampling, Monitoring, and Recording

1. **Sampling Requirements.**
 - a. Samples and measurements taken for the purpose of monitoring shall be representative of the monitored activity.
 - b. All samples shall be taken at the outfall(s) or Missouri Department of Natural Resources (Department) approved sampling location(s), and unless specified, before the effluent joins or is diluted by any other body of water or substance.
2. **Monitoring Requirements.**
 - a. Records of monitoring information shall include:
 - i. The date, exact place, and time of sampling or measurements;
 - ii. The individual(s) who performed the sampling or measurements;
 - iii. The date(s) analyses were performed;
 - iv. The individual(s) who performed the analyses;
 - v. The analytical techniques or methods used; and
 - vi. The results of such analyses.
 - b. If the permittee monitors any pollutant more frequently than required by the permit at the location specified in the permit using test procedures approved under 40 CFR Part 136, or another method required for an industry-specific waste stream under 40 CFR subchapters N or O, the results of such monitoring shall be included in the calculation and reported to the Department with the discharge monitoring report data (DMR) submitted to the Department pursuant to Section B, paragraph 7.
3. **Sample and Monitoring Calculations.** Calculations for all sample and monitoring results which require averaging of measurements shall utilize an arithmetic mean unless otherwise specified in the permit.
4. **Test Procedures.** The analytical and sampling methods used shall conform to the reference methods listed in 10 CSR 20-7.015 unless alternates are approved by the Department. The facility shall use sufficiently sensitive analytical methods for detecting, identifying, and measuring the concentrations of pollutants. The facility shall ensure that the selected methods are able to quantify the presence of pollutants in a given discharge at concentrations that are low enough to determine compliance with Water Quality Standards in 10 CSR 20-7.031 or effluent limitations unless provisions in the permit allow for other alternatives. A method is “sufficiently sensitive” when; 1) the method minimum level is at or below the level of the applicable water quality criterion for the pollutant or, 2) the method minimum level is above the applicable water quality criterion, but the amount of pollutant in a facility’s discharge is high enough that the method detects and quantifies the level of pollutant in the discharge, or 3) the method has the lowest minimum level of the analytical methods approved under 10 CSR 20-7.015. These methods are also required for parameters that are listed as monitoring only, as the data collected may be used to determine if limitations need to be established. A permittee is responsible for working with their contractors to ensure that the analysis performed is sufficiently sensitive.
5. **Record Retention.** Except for records of monitoring information required by the permit related to the permittee’s sewage sludge use and disposal activities, which shall be retained for a period of at least five (5) years (or longer as required by 40 CFR part 503), the permittee shall retain records of all monitoring information, including all calibration and maintenance records and all original strip chart recordings for continuous monitoring instrumentation, copies of all reports required by the permit, and records of all data used to complete the application for the permit, for a period of at least three (3) years from the date of the sample, measurement, report or application. This period may be extended by request of the Department at any time.

6. **Illegal Activities.**
 - a. The Federal Clean Water Act provides that any person who falsifies, tampers with, or knowingly renders inaccurate any monitoring device or method required to be maintained under the permit shall, upon conviction, be punished by a fine of not more than \$10,000, or by imprisonment for not more than two (2) years, or both. If a conviction of a person is for a violation committed after a first conviction of such person under this paragraph, punishment is a fine of not more than \$20,000 per day of violation, or by imprisonment of not more than four (4) years, or both.
 - b. The Missouri Clean Water Law provides that any person or who falsifies, tampers with, or knowingly renders inaccurate any monitoring device or method required to be maintained pursuant to sections 644.006 to 644.141 shall, upon conviction, be punished by a fine of not more than \$10,000, or by imprisonment for not more than six (6) months, or by both. Second and successive convictions for violation under this paragraph by any person shall be punished by a fine of not more than \$50,000 per day of violation, or by imprisonment for not more than two (2) years, or both.

Section B – Reporting Requirements

1. **Planned Changes.**
 - a. The permittee shall give notice to the Department as soon as possible of any planned physical alterations or additions to the permitted facility when:
 - i. The alteration or addition to a permitted facility may meet one of the criteria for determining whether a facility is a new source in 40 CFR 122.29(b); or
 - ii. The alteration or addition could significantly change the nature or increase the quantity of pollutants discharged. This notification applies to pollutants which are subject neither to effluent limitations in the permit, nor to notification requirements under 40 CFR 122.42;
 - iii. The alteration or addition results in a significant change in the permittee’s sludge use or disposal practices, and such alteration, addition, or change may justify the application of permit conditions that are different from or absent in the existing permit, including notification of additional use or disposal sites not reported during the permit application process or not reported pursuant to an approved land application plan;
 - iv. Any facility expansions, production increases, or process modifications which will result in a new or substantially different discharge or sludge characteristics must be reported to the Department 60 days before the facility or process modification begins. Notification may be accomplished by application for a new permit. If the discharge does not violate effluent limitations specified in the permit, the facility is to submit a notice to the Department of the changed discharge at least 30 days before such changes. The Department may require a construction permit and/or permit modification as a result of the proposed changes at the facility.
2. **Non-compliance Reporting.**
 - a. The permittee shall report any noncompliance which may endanger health or the environment. Relevant information shall be provided orally or via the current electronic method approved by the Department, within 24 hours from the time the permittee becomes aware of the circumstances, and shall be reported to the appropriate Regional Office during normal business hours or the Environmental Emergency Response hotline at 573-634-2436 outside of normal business hours. A written submission shall also be provided within five (5) business days of the time the permittee becomes aware of the circumstances. The written submission shall contain a description of the noncompliance and its cause; the period of noncompliance, including exact dates and times, and if the noncompliance has not been corrected, the anticipated time it is expected to continue; and steps taken or planned to reduce, eliminate, and prevent reoccurrence of the noncompliance.



STANDARD CONDITIONS FOR NPDES PERMITS
ISSUED BY
THE MISSOURI DEPARTMENT OF NATURAL RESOURCES
MISSOURI CLEAN WATER COMMISSION
REVISED
AUGUST 1, 2014

- b. The following shall be included as information which must be reported within 24 hours under this paragraph.
 - i. Any unanticipated bypass which exceeds any effluent limitation in the permit.
 - ii. Any upset which exceeds any effluent limitation in the permit.
 - iii. Violation of a maximum daily discharge limitation for any of the pollutants listed by the Department in the permit required to be reported within 24 hours.
 - c. The Department may waive the written report on a case-by-case basis for reports under paragraph 2. b. of this section if the oral report has been received within 24 hours.
3. **Anticipated Noncompliance.** The permittee shall give advance notice to the Department of any planned changes in the permitted facility or activity which may result in noncompliance with permit requirements. The notice shall be submitted to the Department 60 days prior to such changes or activity.
 4. **Compliance Schedules.** Reports of compliance or noncompliance with, or any progress reports on, interim and final requirements contained in any compliance schedule of the permit shall be submitted no later than 14 days following each schedule date. The report shall provide an explanation for the instance of noncompliance and a proposed schedule or anticipated date, for achieving compliance with the compliance schedule requirement.
 5. **Other Noncompliance.** The permittee shall report all instances of noncompliance not reported under paragraphs 2, 3, and 6 of this section, at the time monitoring reports are submitted. The reports shall contain the information listed in paragraph 2. a. of this section.
 6. **Other Information.** Where the permittee becomes aware that it failed to submit any relevant facts in a permit application, or submitted incorrect information in a permit application or in any report to the Department, it shall promptly submit such facts or information.
 7. **Discharge Monitoring Reports.**
 - a. Monitoring results shall be reported at the intervals specified in the permit.
 - b. Monitoring results must be reported to the Department via the current method approved by the Department, unless the permittee has been granted a waiver from using the method. If the permittee has been granted a waiver, the permittee must use forms provided by the Department.
 - c. Monitoring results shall be reported to the Department no later than the 28th day of the month following the end of the reporting period.
- b. Notice.
 - i. Anticipated bypass. If the permittee knows in advance of the need for a bypass, it shall submit prior notice, if possible at least 10 days before the date of the bypass.
 - ii. Unanticipated bypass. The permittee shall submit notice of an unanticipated bypass as required in Section B – Reporting Requirements, paragraph 5 (24-hour notice).
 - c. Prohibition of bypass.
 - i. Bypass is prohibited, and the Department may take enforcement action against a permittee for bypass, unless:
 1. Bypass was unavoidable to prevent loss of life, personal injury, or severe property damage;
 2. There were no feasible alternatives to the bypass, such as the use of auxiliary treatment facilities, retention of untreated wastes, or maintenance during normal periods of equipment downtime. This condition is not satisfied if adequate back-up equipment should have been installed in the exercise of reasonable engineering judgment to prevent a bypass which occurred during normal periods of equipment downtime or preventive maintenance; and
 3. The permittee submitted notices as required under paragraph 2. b. of this section.
 - ii. The Department may approve an anticipated bypass, after considering its adverse effects, if the Department determines that it will meet the three (3) conditions listed above in paragraph 2. c. i. of this section.
3. **Upset Requirements.**
 - a. Effect of an upset. An upset constitutes an affirmative defense to an action brought for noncompliance with such technology based permit effluent limitations if the requirements of paragraph 3. b. of this section are met. No determination made during administrative review of claims that noncompliance was caused by upset, and before an action for noncompliance, is final administrative action subject to judicial review.
 - b. Conditions necessary for a demonstration of upset. A permittee who wishes to establish the affirmative defense of upset shall demonstrate, through properly signed, contemporaneous operating logs, or other relevant evidence that:
 - i. An upset occurred and that the permittee can identify the cause(s) of the upset;
 - ii. The permitted facility was at the time being properly operated; and
 - iii. The permittee submitted notice of the upset as required in Section B – Reporting Requirements, paragraph 2. b. ii. (24-hour notice).
 - iv. The permittee complied with any remedial measures required under Section D – Administrative Requirements, paragraph 4.
 - c. Burden of proof. In any enforcement proceeding, the permittee seeking to establish the occurrence of an upset has the burden of proof.

Section C – Bypass/Upset Requirements

1. **Definitions.**
 - a. *Bypass*: the intentional diversion of waste streams from any portion of a treatment facility, except in the case of blending.
 - b. *Severe Property Damage*: substantial physical damage to property, damage to the treatment facilities which causes them to become inoperable, or substantial and permanent loss of natural resources which can reasonably be expected to occur in the absence of a bypass. Severe property damage does not mean economic loss caused by delays in production.
 - c. *Upset*: an exceptional incident in which there is unintentional and temporary noncompliance with technology based permit effluent limitations because of factors beyond the reasonable control of the permittee. An upset does not include noncompliance to the extent caused by operational error, improperly designed treatment facilities, inadequate treatment facilities, lack of preventive maintenance, or careless or improper operation.
2. **Bypass Requirements.**
 - a. Bypass not exceeding limitations. The permittee may allow any bypass to occur which does not cause effluent limitations to be exceeded, but only if it also is for essential maintenance to assure efficient operation. These bypasses are not subject to the provisions of paragraphs 2. b. and 2. c. of this section.

Section D – Administrative Requirements

1. **Duty to Comply.** The permittee must comply with all conditions of this permit. Any permit noncompliance constitutes a violation of the Missouri Clean Water Law and Federal Clean Water Act and is grounds for enforcement action; for permit termination, revocation and reissuance, or modification; or denial of a permit renewal application.
 - a. The permittee shall comply with effluent standards or prohibitions established under section 307(a) of the Federal Clean Water Act for toxic pollutants and with standards for sewage sludge use or disposal established under section 405(d) of the CWA within the time provided in the regulations that establish these standards or prohibitions or standards for sewage sludge use or disposal, even if the permit has not yet been modified to incorporate the requirement.
 - b. The Federal Clean Water Act provides that any person who violates section 301, 302, 306, 307, 308, 318 or 405 of the Act, or any permit condition or limitation implementing any such sections in a permit issued under section 402, or any requirement imposed in a pretreatment program approved under sections 402(a)(3) or 402(b)(8) of the Act, is subject to a civil penalty not to exceed \$25,000 per day for each violation. The Federal Clean Water Act provides that any person who negligently violates sections 301, 302, 306, 307, 308, 318, or 405 of the Act, or any condition or limitation implementing any of such sections in a permit issued under section 402 of the Act, or any requirement



STANDARD CONDITIONS FOR NPDES PERMITS
ISSUED BY
THE MISSOURI DEPARTMENT OF NATURAL RESOURCES
MISSOURI CLEAN WATER COMMISSION
REVISED
AUGUST 1, 2014

- imposed in a pretreatment program approved under section 402(a)(3) or 402(b)(8) of the Act, is subject to criminal penalties of \$2,500 to \$25,000 per day of violation, or imprisonment of not more than one (1) year, or both. In the case of a second or subsequent conviction for a negligent violation, a person shall be subject to criminal penalties of not more than \$50,000 per day of violation, or by imprisonment of not more than two (2) years, or both. Any person who knowingly violates such sections, or such conditions or limitations is subject to criminal penalties of \$5,000 to \$50,000 per day of violation, or imprisonment for not more than three (3) years, or both. In the case of a second or subsequent conviction for a knowing violation, a person shall be subject to criminal penalties of not more than \$100,000 per day of violation, or imprisonment of not more than six (6) years, or both. Any person who knowingly violates section 301, 302, 303, 306, 307, 308, 318 or 405 of the Act, or any permit condition or limitation implementing any of such sections in a permit issued under section 402 of the Act, and who knows at that time that he thereby places another person in imminent danger of death or serious bodily injury, shall, upon conviction, be subject to a fine of not more than \$250,000 or imprisonment of not more than 15 years, or both. In the case of a second or subsequent conviction for a knowing endangerment violation, a person shall be subject to a fine of not more than \$500,000 or by imprisonment of not more than 30 years, or both. An organization, as defined in section 309(c)(3)(B)(iii) of the CWA, shall, upon conviction of violating the imminent danger provision, be subject to a fine of not more than \$1,000,000 and can be fined up to \$2,000,000 for second or subsequent convictions.
- c. Any person may be assessed an administrative penalty by the EPA Director for violating section 301, 302, 306, 307, 308, 318 or 405 of this Act, or any permit condition or limitation implementing any of such sections in a permit issued under section 402 of this Act. Administrative penalties for Class I violations are not to exceed \$10,000 per violation, with the maximum amount of any Class I penalty assessed not to exceed \$25,000. Penalties for Class II violations are not to exceed \$10,000 per day for each day during which the violation continues, with the maximum amount of any Class II penalty not to exceed \$125,000.
- d. It is unlawful for any person to cause or permit any discharge of water contaminants from any water contaminant or point source located in Missouri in violation of sections 644.006 to 644.141 of the Missouri Clean Water Law, or any standard, rule or regulation promulgated by the commission. In the event the commission or the director determines that any provision of sections 644.006 to 644.141 of the Missouri Clean Water Law or standard, rules, limitations or regulations promulgated pursuant thereto, or permits issued by, or any final abatement order, other order, or determination made by the commission or the director, or any filing requirement pursuant to sections 644.006 to 644.141 of the Missouri Clean Water Law or any other provision which this state is required to enforce pursuant to any federal water pollution control act, is being, was, or is in imminent danger of being violated, the commission or director may cause to have instituted a civil action in any court of competent jurisdiction for the injunctive relief to prevent any such violation or further violation or for the assessment of a penalty not to exceed \$10,000 per day for each day, or part thereof, the violation occurred and continues to occur, or both, as the court deems proper. Any person who willfully or negligently commits any violation in this paragraph shall, upon conviction, be punished by a fine of not less than \$2,500 nor more than \$25,000 per day of violation, or by imprisonment for not more than one year, or both. Second and successive convictions for violation of the same provision of this paragraph by any person shall be punished by a fine of not more than \$50,000 per day of violation, or by imprisonment for not more than two (2) years, or both.
2. **Duty to Reapply.**
- a. If the permittee wishes to continue an activity regulated by this permit after the expiration date of this permit, the permittee must apply for and obtain a new permit.
- b. A permittee with a currently effective site-specific permit shall submit an application for renewal at least 180 days before the expiration date of the existing permit, unless permission for a later date has been granted by the Department. (The Department shall not grant permission for applications to be submitted later than the expiration date of the existing permit.)
- c. A permittee with currently effective general permit shall submit an application for renewal at least 30 days before the existing permit expires, unless the permittee has been notified by the Department that an earlier application must be made. The Department may grant permission for a later submission date. (The Department shall not grant permission for applications to be submitted later than the expiration date of the existing permit.)
3. **Need to Halt or Reduce Activity Not a Defense.** It shall not be a defense for a permittee in an enforcement action that it would have been necessary to halt or reduce the permitted activity in order to maintain compliance with the conditions of this permit.
4. **Duty to Mitigate.** The permittee shall take all reasonable steps to minimize or prevent any discharge or sludge use or disposal in violation of this permit which has a reasonable likelihood of adversely affecting human health or the environment.
5. **Proper Operation and Maintenance.** The permittee shall at all times properly operate and maintain all facilities and systems of treatment and control (and related appurtenances) which are installed or used by the permittee to achieve compliance with the conditions of this permit. Proper operation and maintenance also includes adequate laboratory controls and appropriate quality assurance procedures. This provision requires the operation of back-up or auxiliary facilities or similar systems which are installed by a permittee only when the operation is necessary to achieve compliance with the conditions of the permit.
6. **Permit Actions.**
- a. Subject to compliance with statutory requirements of the Law and Regulations and applicable Court Order, this permit may be modified, suspended, or revoked in whole or in part during its term for cause including, but not limited to, the following:
- i. Violations of any terms or conditions of this permit or the law;
- ii. Having obtained this permit by misrepresentation or failure to disclose fully any relevant facts;
- iii. A change in any circumstances or conditions that requires either a temporary or permanent reduction or elimination of the authorized discharge; or
- iv. Any reason set forth in the Law or Regulations.
- b. The filing of a request by the permittee for a permit modification, revocation and reissuance, or termination, or a notification of planned changes or anticipated noncompliance does not stay any permit condition.
7. **Permit Transfer.**
- a. Subject to 10 CSR 20-6.010, an operating permit may be transferred upon submission to the Department of an application to transfer signed by the existing owner and the new owner, unless prohibited by the terms of the permit. Until such time the permit is officially transferred, the original permittee remains responsible for complying with the terms and conditions of the existing permit.
- b. The Department may require modification or revocation and reissuance of the permit to change the name of the permittee and incorporate such other requirements as may be necessary under the Missouri Clean Water Law or the Federal Clean Water Act.
- c. The Department, within 30 days of receipt of the application, shall notify the new permittee of its intent to revoke or reissue or transfer the permit.
8. **Toxic Pollutants.** The permittee shall comply with effluent standards or prohibitions established under section 307(a) of the Federal Clean Water Act for toxic pollutants and with standards for sewage sludge use or disposal established under section 405(d) of the Federal Clean Water Act within the time provided in the regulations that establish these standards or prohibitions or standards for sewage sludge use or disposal, even if the permit has not yet been modified to incorporate the requirement.
9. **Property Rights.** This permit does not convey any property rights of any sort, or any exclusive privilege.



STANDARD CONDITIONS FOR NPDES PERMITS
ISSUED BY
THE MISSOURI DEPARTMENT OF NATURAL RESOURCES
MISSOURI CLEAN WATER COMMISSION
REVISED
AUGUST 1, 2014

10. **Duty to Provide Information.** The permittee shall furnish to the Department, within a reasonable time, any information which the Department may request to determine whether cause exists for modifying, revoking and reissuing, or terminating this permit or to determine compliance with this permit. The permittee shall also furnish to the Department upon request, copies of records required to be kept by this permit.
11. **Inspection and Entry.** The permittee shall allow the Department, or an authorized representative (including an authorized contractor acting as a representative of the Department), upon presentation of credentials and other documents as may be required by law, to:
 - a. Enter upon the permittee's premises where a regulated facility or activity is located or conducted, or where records must be kept under the conditions of the permit;
 - b. Have access to and copy, at reasonable times, any records that must be kept under the conditions of this permit;
 - c. Inspect at reasonable times any facilities, equipment (including monitoring and control equipment), practices, or operations regulated or required under this permit; and
 - d. Sample or monitor at reasonable times, for the purposes of assuring permit compliance or as otherwise authorized by the Federal Clean Water Act or Missouri Clean Water Law, any substances or parameters at any location.
12. **Closure of Treatment Facilities.**
 - a. Persons who cease operation or plan to cease operation of waste, wastewater, and sludge handling and treatment facilities shall close the facilities in accordance with a closure plan approved by the Department.
 - b. Operating Permits under 10 CSR 20-6.010 or under 10 CSR 20-6.015 are required until all waste, wastewater, and sludges have been disposed of in accordance with the closure plan approved by the Department and any disturbed areas have been properly stabilized. Disturbed areas will be considered stabilized when perennial vegetation, pavement, or structures using permanent materials cover all areas that have been disturbed. Vegetative cover, if used, shall be at least 70% plant density over 100% of the disturbed area.
13. **Signatory Requirement.**
 - a. All permit applications, reports required by the permit, or information requested by the Department shall be signed and certified. (See 40 CFR 122.22 and 10 CSR 20-6.010)
 - b. The Federal Clean Water Act provides that any person who knowingly makes any false statement, representation, or certification in any record or other document submitted or required to be maintained under this permit, including monitoring reports or reports of compliance or non-compliance shall, upon conviction, be punished by a fine of not more than \$10,000 per violation, or by imprisonment for not more than six (6) months per violation, or by both.
 - c. The Missouri Clean Water Law provides that any person who knowingly makes any false statement, representation or certification in any application, record, report, plan, or other document filed or required to be maintained pursuant to sections 644.006 to 644.141 shall, upon conviction, be punished by a fine of not more than ten thousand dollars, or by imprisonment for not more than six months, or by both.
14. **Severability.** The provisions of the permit are severable, and if any provision of the permit, or the application of any provision of the permit to any circumstance, is held invalid, the application of such provision to other circumstances, and the remainder of the permit, shall not be affected thereby.



STANDARD CONDITIONS FOR NPDES PERMITS
ISSUED BY
THE MISSOURI DEPARTMENT OF NATURAL RESOURCES
MISSOURI CLEAN WATER COMMISSION
REVISED
MAY 1, 2013

PART II - SPECIAL CONDITIONS – PUBLICLY OWNED
TREATMENT WORKS
SECTION A – INDUSTRIAL USERS

1. Definitions

Definitions as set forth in the Missouri Clean Water Laws and approved by the Missouri Clean Water Commission shall apply to terms used herein.

Significant Industrial User (SIU). Except as provided in the *General Pretreatment Regulation* 10 CSR 20-6.100, the term Significant Industrial User means:

1. All Industrial Users subject to Categorical Pretreatment Standards; and
2. Any other Industrial User that: discharges an average of 25,000 gallons per day or more of process wastewater to the Publicly-Owned Treatment Works (POTW) (excluding sanitary, noncontact cooling and boiler blowdown wastewater); contributes a process wastestream which makes up 5 percent or more of the average dry weather hydraulic or organic capacity of the POTW treatment plant; or is designated as such by the Control Authority on the basis that the Industrial User has a reasonable potential for adversely affecting the POTW's or for violating any Pretreatment Standard or requirement.

Clean Water Act (CWA) is the the federal Clean Water Act of 1972, 33 U.S.C. § 1251 et seq. (2002).

2. Identification of Industrial Discharges

Pursuant to 40 CFR 122.44(j)(1), all POTWs shall identify, in terms of character and volume of pollutants, any Significant Industrial Users discharging to the POTW subject to Pretreatment Standards under section 307(b) of the CWA and 40 CFR 403.

3. Application Information

Applications for renewal or modification of this permit must contain the information about industrial discharges to the POTW pursuant to 40 CFR 122.21(j)(6)

4. Notice to the Department

Pursuant to 40 CFR 122.42(b), all POTWs must provide adequate notice of the following:

1. Any new introduction of pollutants into the POTW from an indirect discharger which would be subject to section 301 or 306 of CWA if it were directly discharging these pollutants; and
2. Any substantial change into the volume or character of pollutants being introduced into that POTW by a source introducing pollutants into the POTW at the time of issuance of the permit.
3. For purposes of this paragraph, adequate notice shall include information on:
 - i. the quality and quantity of effluent introduced into the POTW, and
 - ii. any anticipated impact of the change on the quantity or quality of effluent to be discharged from the POTW.

For POTWs without an approved pretreatment program, the notice of industrial discharges which was not included in the permit application shall be made as soon as practicable. For POTWs with an approved pretreatment program, notice is to be included in the annual pretreatment report required in the special conditions of this permit. Notice may be sent to:

Missouri Department of Natural Resources
Water Protection Program
Attn: Pretreatment Coordinator
P.O. Box 176
Jefferson City, MO 65102

STANDARD CONDITIONS FOR NPDES PERMITS
ISSUED BY
THE MISSOURI DEPARTMENT OF NATURAL RESOURCES
MISSOURI CLEAN WATER COMMISSION
August 1, 2019

PART III – BIOSOLIDS AND SLUDGE FROM DOMESTIC TREATMENT FACILITIES

SECTION A – GENERAL REQUIREMENTS

1. PART III Standard Conditions pertain to biosolids and sludge requirements under the Missouri Clean Water Law and regulations for domestic and municipal wastewater and also incorporates federal sludge disposal requirements under 40 CFR Part 503 for domestic wastewater. The Environmental Protection Agency (EPA) has principal authority for permitting and enforcement of the federal sludge regulations under 40 CFR Part 503 for domestic biosolids and sludge.
2. PART III Standard Conditions apply only to biosolids and sludge generated at domestic wastewater treatment facilities, including public owned treatment works (POTW) and privately owned facilities.
3. Biosolids and Sludge Use and Disposal Practices:
 - a. The permittee is authorized to operate the biosolids and sludge generating, treatment, storage, use, and disposal facilities listed in the facility description of this permit.
 - b. The permittee shall not exceed the design sludge/biosolids volume listed in the facility description and shall not use biosolids or sludge disposal methods that are not listed in the facility description, without prior approval of the permitting authority.
 - c. For facilities operating under general operating permits that incorporate Standard Conditions PART III, the facility is authorized to operate the biosolids and sludge generating, treatment, storage, use and disposal facilities identified in the original operating permit application, subsequent renewal applications or subsequent written approval by the department.
4. Biosolids or Sludge Received from other Facilities:
 - a. Permittees may accept domestic wastewater biosolids or sludge from other facilities as long as the permittee's design sludge capacity is not exceeded and the treatment facility performance is not impaired.
 - b. The permittee shall obtain a signed statement from the biosolids or sludge generator or hauler that certifies the type and source of the sludge
5. Nothing in this permit precludes the initiation of legal action under local laws, except to the extent local laws are preempted by state law.
6. This permit does not preclude the enforcement of other applicable environmental regulations such as odor emissions under the Missouri Air Pollution Control Law and regulations.
7. This permit may (after due process) be modified, or alternatively revoked and reissued, to comply with any applicable biosolids or sludge disposal standard or limitation issued or approved under Section 405(d) of the Clean Water Act or under Chapter 644 RSMo.
8. In addition to Standard Conditions PART III, the Department may include biosolids and sludge limitations in the special conditions portion or other sections of a site specific permit.
9. Exceptions to Standard Conditions PART III may be authorized on a case-by-case basis by the Department, as follows:
 - a. The Department may modify a site-specific permit following permit notice provisions as applicable under 10 CSR 20-6.020, 40 CFR § 124.10, and 40 CFR § 501.15(a)(2)(ix)(E).
 - b. Exceptions cannot be granted where prohibited by the federal sludge regulations under 40 CFR Part 503.

SECTION B – DEFINITIONS

1. Best Management Practices are practices to prevent or reduce the pollution of waters of the state and include agronomic loading rates (nitrogen based), soil conservation practices, spill prevention and maintenance procedures and other site restrictions.
2. Biosolids means organic fertilizer or soil amendment produced by the treatment of domestic wastewater sludge.
3. Biosolids land application facility is a facility where biosolids are spread onto the land at agronomic rates for production of food, feed or fiber. The facility includes any structures necessary to store the biosolids until soil, weather, and crop conditions are favorable for land application.
4. Class A biosolids means a material that has met the Class A pathogen reduction requirements or equivalent treatment by a Process to Further Reduce Pathogens (PFRP) in accordance with 40 CFR Part 503.
5. Class B biosolids means a material that has met the Class B pathogen reduction requirements or equivalent treatment by a Process to Significantly Reduce Pathogens (PSRP) in accordance with 40 CFR Part 503.
6. Domestic wastewater means wastewater originating from the sanitary conveniences of residences, commercial buildings, factories and institutions; or co-mingled sanitary and industrial wastewater processed by a (POTW) or a privately owned facility.
7. Feed crops are crops produced primarily for consumption by animals.
8. Fiber crops are crops such as flax and cotton.
9. Food crops are crops consumed by humans which include, but is not limited to, fruits, vegetables and tobacco.
10. Industrial wastewater means any wastewater, also known as process wastewater, not defined as domestic wastewater. Per 40 CFR Part 122.2, process wastewater means any water which, during manufacturing or processing, comes into direct contact with or results from the production or use of any raw material, intermediate product, finished product, byproduct, or waste product. Land application of industrial wastewater, residuals or sludge is not authorized by Standard Conditions PART III.
11. Mechanical treatment plants are wastewater treatment facilities that use mechanical devices to treat wastewater, including, sand filters, extended aeration, activated sludge, contact stabilization, trickling filters, rotating biological contact systems, and other similar facilities. It does not include wastewater treatment lagoons or constructed wetlands for wastewater treatment.
12. Plant Available Nitrogen (PAN) is nitrogen that will be available to plants during the growing seasons after biosolids application.
13. Public contact site is land with a high potential for contact by the public. This includes, but is not limited to, public parks, ball fields, cemeteries, plant nurseries, turf farms, and golf courses.
14. Sludge is the solid, semisolid, or liquid residue removed during the treatment of wastewater. Sludge includes septage removed from septic tanks or equivalent facilities. Sludge does not include carbon coal byproducts (CCBs), sewage sludge incinerator ash, or grit/screenings generated during preliminary treatment of domestic sewage.
15. Sludge lagoon is part of a mechanical wastewater treatment facility. A sludge lagoon is an earthen or concrete lined basin that receives sludge that has been removed from a wastewater treatment facility. It does not include a wastewater treatment lagoon or sludge treatment units that are not a part of a mechanical wastewater treatment facility.
16. Septage is the sludge pumped from residential septic tanks, cesspools, portable toilets, Type III marine sanitation devices, or similar treatment works such as sludge holding structures from residential wastewater treatment facilities with design populations of less than 150 people. Septage does not include grease removed from grease traps at a restaurant or material removed from septic tanks and other similar treatment works that have received industrial wastewater. The standard for biosolids from septage is different from other sludges. See Section H for more information.

SECTION C – MECHANICAL WASTEWATER TREATMENT FACILITIES

1. Biosolids or sludge shall be routinely removed from wastewater treatment facilities and handled according to the permit facility description and the requirements of Standard Conditions PART III or in accordance with Section A.3.c., above.
2. The permittee shall operate storage and treatment facilities, as defined by Section 644.016(23), RSMo, so that there is no biosolids or sludge discharged to waters of the state. Agricultural storm water discharges are exempt under the provisions of Section 644.059, RSMo.
3. Mechanical treatment plants shall have separate biosolids or sludge storage compartments in accordance with 10 CSR 20, Chapter 8. Failure to remove biosolids or sludge from these storage compartments on the required design schedule is a violation of this permit.

SECTION D – BIOSOLIDS OR SLUDGE DISPOSED AT OTHER TREATMENT FACILITY OR BY CONTRACT HAULER

1. Permittees that use contract haulers, under the authority of their operating permit, to dispose of biosolids or sludge, are responsible for compliance with all the terms of this permit. Contract haulers that assume the responsibility of the final disposal of biosolids or sludge, including biosolids land application, must obtain a Missouri State Operating Permit unless the hauler transports the biosolids or sludge to another permitted treatment facility.
2. Testing of biosolids or sludge, other than total solids content, is not required if biosolids or sludge are hauled to a permitted wastewater treatment facility, unless it is required by the accepting facility.

SECTION E – INCINERATION OF SLUDGE

1. Please be aware that sludge incineration facilities may be subject to the requirements of 40 CFR Part 503 Subpart E, Missouri Air Conservation Commission regulations under 10 CSR 10, and solid waste management regulations under 10 CSR 80, as applicable.
2. Permittee may be authorized under the facility description of this permit to store incineration ash in lagoons or ash ponds. This permit does not authorize the disposal of incineration ash. Incineration ash shall be disposed in accordance with 10 CSR 80; or, if the ash is determined to be hazardous, with 10 CSR 25.
3. In addition to normal sludge monitoring, incineration facilities shall report the following as part of the annual report, mass of sludge incinerated and mass of ash generated. Permittee shall also provide the name of the ash disposal facility and permit number if applicable.

SECTION F – SURFACE DISPOSAL SITES AND BIOSOLIDS AND SLUDGE LAGOONS

1. Please be aware that surface disposal sites of biosolids or sludge from wastewater treatment facilities may be subject to other laws including the requirements in 40 CFR Part 503 Subpart C, Missouri Air Conservation Commission regulations under 10 CSR 10, and solid waste management regulations under 10 CSR 80, as applicable.
2. Biosolids or sludge storage lagoons are temporary facilities and are not required to obtain a permit as a solid waste management facility under 10 CSR 80. In order to maintain biosolids or sludge storage lagoons as storage facilities, accumulated biosolids or sludge must be removed routinely, but not less than once every two years unless an alternate schedule is approved in the permit. The amount of biosolids or sludge removed will be dependent on biosolids or sludge generation and accumulation in the facility. Enough biosolids or sludge must be removed to maintain adequate storage capacity in the facility.
 - a. In order to avoid damage to the lagoon seal during cleaning, the permittee may leave a layer of biosolids or sludge on the bottom of the lagoon, upon prior approval of the Department; or
 - b. Permittee shall close the lagoon in accordance with Section I.

SECTION G – LAND APPLICATION OF BIOSOLIDS

1. The permittee shall not land apply biosolids unless land application is authorized in the facility description, the special conditions of the issued NPDES permit, or in accordance with Section A.3.c., above.
2. This permit only authorizes “Class A” or “Class B” biosolids derived from domestic wastewater to be land applied onto grass land, crop land, timber, or other similar agricultural or silviculture lands at rates suitable for beneficial use as organic fertilizer and soil conditioner.
3. Class A Biosolids Requirements: Biosolids shall meet Class A requirements for application to public contact sites, residential lawns, home gardens or sold and/or given away in a bag or other container.
4. Class B biosolids that are land applied to agricultural and public contact sites shall comply with the following restrictions:
 - a. Food crops that touch the biosolids/soil mixture and are totally above the land surface shall not be harvested for 14 months after application of biosolids.
 - b. Food crops below the surface of the land shall not be harvested for 20 months after application of biosolids when the biosolids remain on the land surface for four months or longer prior to incorporation into the soil.
 - c. Food crops below the surface of the land shall not be harvested for 38 months after application of biosolids when the biosolids remain on the land surface for less than four months prior to incorporation into the soil.
 - d. Animal grazing shall not be allowed for 30 days after application of biosolids.
 - e. Food crops, feed crops, and fiber crops shall not be harvested for 30 days after application of biosolids.
 - f. Turf shall not be harvested for one year after application of biosolids if used for lawns or high public contact sites in close proximity to populated areas such as city parks or golf courses.
 - g. After Class B biosolids have been land applied to public contact sites with high potential for public exposure, as defined in 40 CFR § 503.31, such as city parks or golf courses, access must be restricted for 12 months.
 - h. After Class B biosolids have been land applied public contact sites with low potential for public exposure as defined in 40 CFR § 503.31, such as a rural land application or reclamation sites, access must be restricted for 30 days.
5. Pollutant limits
 - a. Biosolids shall be monitored to determine the quality for regulated pollutants listed in Table 1, below. Limits for any pollutants not listed below may be established in the permit.
 - b. The number of samples taken is directly related to the amount of biosolids or sludge produced by the facility (See Section J, below). Samples should be taken only during land application periods. When necessary, it is permissible to mix biosolids with lower concentrations of biosolids as well as other suitable Department approved material to achieve pollutant concentration below those identified in Table 1, below.
 - c. Table 1 gives the ceiling concentration for biosolids. Biosolids which exceed the concentrations in Table 1 may not be land applied.

TABLE 1

Biosolids ceiling concentration	
Pollutant	Milligrams per kilogram dry weight
Arsenic	75
Cadmium	85
Copper	4,300
Lead	840
Mercury	57
Molybdenum	75
Nickel	420
Selenium	100
Zinc	7,500

- d. Table 2 below gives the low metal concentration for biosolids. Because of its higher quality, biosolids with pollutant concentrations below those listed in Table 2 can safely be applied to agricultural land, forest, public contact sites, lawns, home gardens or be given away without further analysis. Biosolids containing metals in concentrations above the low metals concentrations but below the ceiling concentration limits may be land applied but shall not exceed the annual loading rates in Table 3 and the cumulative loading rates in Table 4. The permittee is required to track pollutant loading onto application sites for parameters that have exceeded the low metal concentration limits.

TABLE 2

Biosolids Low Metal Concentration	
Pollutant	Milligrams per kilogram dry weight
Arsenic	41
Cadmium	39
Copper	1,500
Lead	300
Mercury	17
Nickel	420
Selenium	100
Zinc	2,800

- e. Annual pollutant loading rate.

Table 3

Biosolids Annual Loading Rate	
Pollutant	Kg/ha (lbs./ac) per year
Arsenic	2.0 (1.79)
Cadmium	1.9 (1.70)
Copper	75 (66.94)
Lead	15 (13.39)
Mercury	0.85 (0.76)
Nickel	21 (18.74)
Selenium	5.0 (4.46)
Zinc	140 (124.96)

- f. Cumulative pollutant loading rates.

Table 4

Biosolids Cumulative Pollutant Loading Rate	
Pollutant	Kg/ha (lbs./ac)
Arsenic	41 (37)
Cadmium	39 (35)
Copper	1500 (1339)
Lead	300 (268)
Mercury	17 (15)
Nickel	420 (375)
Selenium	100 (89)
Zinc	2800 (2499)

6. Best Management Practices. The permittee shall use the following best management practices during land application activities to prevent the discharge of biosolids to waters of the state.
- Biosolids shall not be applied to the land if it is likely to adversely affect a threatened or endangered species listed under § 4 of the Endangered Species Act or its designated critical habitat.
 - Apply biosolids only at the agronomic rate of nitrogen needed (see 5.c. of this section).
 - The applicator must document the Plant Available Nitrogen (PAN) loadings, available nitrogen in the soil, and crop

nitrogen removal when either of the following occurs: 1) When biosolids are greater than 50,000 mg/kgTN; or 2) When biosolids are land applied at an application rate greater than two dry tons per acre per year.

- i. PAN can be determined as follows:
(Nitrate + nitrite nitrogen) + (organic nitrogen x 0.2) + (ammonia nitrogen x volatilization factor¹).
¹ Volatilization factor is 0.7 for surface application and 1 for subsurface application. Alternative volatilization factors and mineralization rates can be utilized on a case-by-case basis.
 - ii. Crop nutrient production/removal to be based on crop specific nitrogen needs and realistic yield goals. **NOTE:** There are a number of reference documents on the Missouri Department of Natural Resources website that are informative to implement best management practices in the proper management of biosolids, including crop specific nitrogen needs, realistic yields on a county by county basis and other supporting references.
 - iii. Biosolids that are applied at agronomic rates shall not cause the annual pollutant loading rates identified in Table 3 to be exceeded.
- d. Buffer zones are as follows:
- i. 300 feet of a water supply well, sinkhole, water supply reservoir or water supply intake in a stream;
 - ii. 300 feet of a losing stream, no discharge stream, stream stretches designated for whole body contact recreation, wild and scenic rivers, Ozark National Scenic Riverways or outstanding state resource waters as listed in the Water Quality Standards, 10 CSR 20-7.031;
 - iii. 150 feet of dwellings or public use areas;
 - iv. 100 feet (35 feet if biosolids application is down-gradient or the buffer zone is entirely vegetated) of lake, pond, wetlands or gaining streams (perennial or intermittent);
 - v. 50 feet of a property line. Buffer distances from property lines may be waived with written permission from neighboring property owner.
 - vi. For the application of dry, cake or liquid biosolids that are subsurface injected, buffer zones identified in 5.d.i. through 5.d.iii above, may be reduced to 100 feet. The buffer zone may be reduced to 35 feet if the buffer zone is permanently vegetated. Subsurface injection does not include methods or technology reflective of combination surface/shallow soil incorporation.
- e. Slope limitation for application sites are as follows:
- i. For slopes less than or equal to 6 percent, no rate limitation;
 - ii. Applied to a slope 7 to 12 percent, the applicator may apply biosolids when soil conservation practices are used to meet the minimum erosion levels;
 - iii. Slopes > 12 percent, apply biosolids only when grass is vegetated and maintained with at least 80 percent ground cover at a rate of two dry tons per acre per year or less.
 - iv. Dry, cake or liquid biosolids that are subsurface injected, may be applied on slopes not to exceed 20 percent. Subsurface injection does not include the use of methods or technology reflective of combination surface/shallow soil incorporation.
- f. No biosolids may be land applied in an area that it is reasonably certain that pollutants will be transported into waters of the state.
- g. Biosolids may be land applied to sites with soil that are snow covered, frozen, or saturated with liquid when site restrictions or other controls are provided to prevent pollutants from being discharged to waters of the state during snowmelt or stormwater runoff. During inclement weather or unfavorable soil conditions use the following management practices:
- i. A maximum field slope of 6% and a minimum 300 feet grass buffer between the application site and waters of the state. A 35 feet grass buffer may be utilized for the application of dry, cake or liquid biosolids that are subsurface injected. Subsurface injection does not include the use of methods or technology reflective of combination surface/shallow soil incorporation;
 - ii. A maximum field slope of 2% and 100 feet grass buffer between the application site and waters of the state. A 35 feet grass buffer may be used for the application of dry, cake or liquid biosolids that are subsurface injected. Subsurface injection does not include the use of methods or technology reflective of combination surface/shallow soil incorporation;
 - iii. Other best management practices approved by the Department.

SECTION H – SEPTAGE

1. Haulers that land apply septage must obtain a state permit. An operating permit is not required for septage haulers who transport septage to another permitted treatment facility for disposal.
2. Do not apply more than 30,000 gallons of septage per acre per year or the volume otherwise stipulated in the operating permit.
3. Septic tanks are designed to retain sludge for one to three years which will allow for a larger reduction in pathogens and vectors, as compared to mechanical treatment facilities.
4. Septage must comply with Class B biosolids regarding pathogen and vector attraction reduction requirements before it may be applied to crops, pastures or timberland. To meet required pathogen and vector reduction requirements, mix 50 pounds of hydrated lime for every 1,000 gallons of septage and maintain a septage pH of at least 12 pH standard units for 30 minutes or more prior to application.
5. Lime is to be added to the pump truck and not directly to the septic tanks, as lime would harm the beneficial bacteria of the septic tank.
6. As residential septage contains relatively low levels of metals, the testing of metals in septage is not required.

SECTION I– CLOSURE REQUIREMENTS

1. This section applies to all wastewater facilities (mechanical and lagoons) and sludge or biosolids storage and treatment facilities. It does not apply to land application sites.
2. Permittees of a domestic wastewater facility who plan to cease operation must obtain Department approval of a closure plan which addresses proper removal and disposal of all sludges and/or biosolids. Permittee must maintain this permit until the facility is closed in accordance with the approved closure plan per 10 CSR 20 – 6.010 and 10 CSR 20 – 6.015.
3. Biosolids or sludge that are left in place during closure of a lagoon or earthen structure or ash pond shall not exceed the agricultural loading rates as follows:
 - a. Biosolids and sludge shall meet the monitoring and land application limits for agricultural rates as referenced in Section G, above.
 - b. If a wastewater treatment lagoon has been in operation for 15 years or more without sludge removal, the sludge in the lagoon qualifies as a Class B biosolids with respect to pathogens due to anaerobic digestion, and testing for fecal coliform is not required. For other lagoons, testing for fecal coliform is required to show compliance with Class B biosolids limitations. In order to reach Class B biosolids requirements, fecal coliform must be less than 2,000,000 colony forming units or 2,000,000 most probable number. All fecal samples must be presented as geometric mean per gram.
 - c. The allowable nitrogen loading that may be left in the lagoon shall be based on the plant available nitrogen (PAN) loading. For a grass cover crop, the allowable PAN is 300 pounds/acre. Alternative, site-specific application rates may be included in the closure plan for department consideration.
 - i. PAN can be determined as follows:
$$(\text{Nitrate} + \text{nitrite nitrogen}) + (\text{organic nitrogen} \times 0.2) + (\text{ammonia nitrogen} \times \text{volatilization factor}^1).$$
¹ Volatilization factor is 0.7 for surface application and 1 for subsurface application. Alternative volatilization factors and mineralization rates can be utilized on a case-by-case basis.
4. Domestic wastewater treatment lagoons with a design treatment capacity less than or equal to 150 persons, are “similar treatment works” under the definition of septage. Therefore the sludge within the lagoons may be treated as septage during closure activities. See Section B, above. Under the septage category, residuals may be left in place as follows:
 - a. Testing for metals or fecal coliform is not required.
 - b. If the wastewater treatment lagoon has been in use for less than 15 years, mix lime with the sludge at a rate of 50 pounds of hydrated lime per 1000 gallons (134 cubic feet) of sludge.
 - c. The amount of sludge that may be left in the lagoon shall be based on the plant available nitrogen (PAN) loading. 100 dry tons/acre of sludge may be left in the basin without testing for nitrogen. If 100 dry tons/acre or more will be left in the lagoon, test for nitrogen and determine the PAN using the calculation above. Allowable PAN loading is 300 pounds/acre.
5. Biosolids or sludge left within the domestic lagoon shall be mixed with soil on at least a 1 to 1 ratio, and unless otherwise approved, the lagoon berm shall be demolished, and the site shall be graded and contain $\geq 70\%$ vegetative density over 100% of the site so as to avoid ponding of storm water and provide adequate surface water drainage without creating erosion. Alternative biosolids or sludge and soil mixing ratios may be included in the closure plan for department consideration.
6. Lagoon and earthen structure closure activities shall obtain a storm water permit for land disturbance activities that equal or exceed one acre in accordance with 10 CSR 20-6.200.
7. When closing a mechanical wastewater plant, all biosolids or sludge must be cleaned out and disposed of in accordance with the Department approved closure plan before the permit for the facility can be terminated.
 - a. Land must be stabilized which includes any grading, alternate use or fate upon approval by the Department, remediation, or other work that exposes sediment to stormwater per 10 CSR 20-6.200. The site shall be graded and contain $\geq 70\%$ vegetative density over 100% of the site, so as to avoid ponding of storm water and provide adequate

- surface water drainage without creating erosion.
- b. Hazardous Waste shall not be land applied or disposed during mechanical plant closures unless in accordance with Missouri Hazardous Waste Management Law and Regulations pursuant to 10 CSR 25.
 - c. After demolition of the mechanical plant, the site must only contain clean fill defined in Section 260.200.1(6) RSMo as uncontaminated soil, rock, sand, gravel, concrete, asphaltic concrete, cinderblocks, brick, minimal amounts of wood and metal, and inert solids as approved by rule or policy of the Department for fill, reclamation, or other beneficial use. Other solid wastes must be removed.
8. If biosolids or sludge from the domestic lagoon or mechanical treatment plant exceeds agricultural rates under Section G and/or I, a landfill permit or solid waste disposal permit must be obtained if the permittee chooses to seek authorization for on-site sludge disposal under the Missouri Solid Waste Management Law and regulations per 10 CSR 80, and the permittee must comply with the surface disposal requirements under 40 CFR Part 503, Subpart C.

SECTION J – MONITORING FREQUENCY

1. At a minimum, biosolids or sludge shall be tested for volume and percent total solids on a frequency that will accurately represent sludge quantities produced and disposed. Please see the table below.

TABLE 5

Biosolids or Sludge produced and disposed (Dry Tons per Year)	Monitoring Frequency (See Notes 1, and 2)		
	Metals, Pathogens and Vectors, Total Phosphorus, Total Potassium	Nitrogen TKN, Nitrogen PAN ¹	Priority Pollutants ²
319 or less	1/year	1 per month	1/year
320 to 1650	4/year	1 per month	1/year
1651 to 16,500	6/year	1 per month	1/year
16,501+	12/year	1 per month	1/year

¹ Calculate plant available nitrogen (PAN) when either of the following occurs: 1) when biosolids are greater than 50,000 mg/kg TN; or 2) when biosolids are land applied at an application rate greater than two dry tons per acre per year.

² Priority pollutants (40 CFR 122.21, Appendix D, Tables II and III) are required only for permit holders that must have a pre-treatment program. Monitoring requirements may be modified and incorporated into the operating permit by the Department on a case-by-case basis.

Note 1: Total solids: A grab sample of sludge shall be tested one per day during land application periods for percent total solids. This data shall be used to calculate the dry tons of sludge applied per acre.

Note 2: Table 5 is not applicable for incineration and permit holders that landfill their sludge.

2. Permittees that operate wastewater treatment lagoons, peak flow equalization basins, combined sewer overflow basins or biosolids or sludge lagoons that are cleaned out once a year or less, may choose to sample only when the biosolids or sludge is removed or the lagoon is closed. Test one composite sample for each 319 dry tons of biosolids or sludge removed from the lagoon during the reporting year or during lagoon closure. Composite sample must represent various areas at one-foot depth.
3. Additional testing may be required in the special conditions or other sections of the permit.
4. Biosolids and sludge monitoring shall be conducted in accordance with federal regulation 40 CFR § 503.8, Sampling and analysis.

SECTION K – RECORD KEEPING AND REPORTING REQUIREMENTS


1. The permittee shall maintain records on file at the facility for at least five years for the items listed in Standard Conditions PART III and any additional items in the Special Conditions section of this permit. This shall include dates when the biosolids or sludge facility is checked for proper operation, records of maintenance and repairs and other relevant information.
2. Reporting period
 - a. By February 19th of each year, applicable facilities shall submit an annual report for the previous calendar year period for all mechanical wastewater treatment facilities, sludge lagoons, and biosolids or sludge disposal facilities.
 - b. Permittees with wastewater treatment lagoons shall submit the above annual report only when biosolids or sludge are removed from the lagoon during the report period or when the lagoon is closed.
3. Report Form. The annual report shall be prepared on report forms provided by the Department or equivalent forms approved by the Department.
4. Reports shall be submitted as follows:
Major facilities, which are those serving 10,000 persons or more or with a design flow equal to or greater than 1 million gallons per day or that are required to have an approved pretreatment program, shall report to both the Department and EPA if the facility land applied, disposed of biosolids by surface disposal, or operated a sewage sludge incinerator. All other facilities shall maintain their biosolids or sludge records and keep them available to Department personnel upon request. State reports shall be submitted to the address listed as follows:

DNR regional or other applicable office listed in the
permit (see cover letter of permit)
ATTN: Sludge Coordinator

Reports to EPA must be electronically submitted online via the Central Data Exchange at: <https://cdx.epa.gov/>. Additional information is available at: <https://www.epa.gov/biosolids/compliance-and-annual-biosolids-reporting>.

5. Annual report contents. The annual report shall include the following:
 - a. Biosolids and sludge testing performed. If testing was conducted at a greater frequency than what is required by the permit, all test results must be included in the report.
 - b. Biosolids or sludge quantity shall be reported as dry tons for the quantity produced and/or disposed.
 - c. Gallons and % solids data used to calculate the dry ton amounts.
 - d. Description of any unusual operating conditions.
 - e. Final disposal method, dates, and location, and person responsible for hauling and disposal.
 - i. This must include the name and address for the hauler and sludge facility. If hauled to a municipal wastewater treatment facility, sanitary landfill, or other approved treatment facility, give the name of that facility.
 - ii. Include a description of the type of hauling equipment used and the capacity in tons, gallons, or cubic feet.
 - f. Contract Hauler Activities:


If using a contract hauler, provide a copy of a signed contract from the contractor. Permittee shall require the contractor to supply information required under this permit for which the contractor is responsible. The permittee shall submit a signed statement from the contractor that he has complied with the standards contained in this permit, unless the contract hauler has a separate biosolids or sludge use permit.
 - g. Land Application Sites:
 - i. Report the location of each application site, the annual and cumulative dry tons/acre for each site, and the landowners name and address. The location for each spreading site shall be given as a legal description for nearest ¼, ¼, Section, Township, Range, and county, or UTM coordinates. The facility shall report PAN when either of the following occurs: 1) When biosolids are greater than 50,000 mg/kg TN; or 2) when biosolids are land applied at an application rate greater than two dry tons per acre per year.
 - ii. If the “Low Metals” criteria are exceeded, report the annual and cumulative pollutant loading rates in pounds per acre for each applicable pollutant, and report the percent of cumulative pollutant loading which has been reached at each site.
 - iii. Report the method used for compliance with pathogen and vector attraction requirements.
 - iv. Report soil test results for pH and phosphorus. If no soil was tested during the year, report the last date when tested and the results.



MISSOURI DEPARTMENT OF NATURAL RESOURCES
WATER PROTECTION PROGRAM

**FORM B2 – APPLICATION FOR OPERATING PERMIT FOR FACILITIES THAT
RECEIVE PRIMARILY DOMESTIC WASTE AND HAVE A DESIGN FLOW MORE THAN
100,000 GALLONS PER DAY**

FACILITY NAME City of Lathrop Lagoon	
PERMIT NO. MO-0112704	COUNTY Clinton
APPLICATION OVERVIEW	
Form B2 has been developed in a modular format and consists of Parts A, B and C and a Supplemental Application Information (Parts D, E, F and G) packet. All applicants must complete Parts A, B and C. Some applicants must also complete parts of the Supplemental Application Information packet. The following items explain which parts of Form B2 you must complete. Submittal of an incomplete application may result in the application being returned.	
BASIC APPLICATION INFORMATION	
A. Basic application information for all applicants. All applicants must complete Part A. B. Additional application information for all applicants. All applicants must complete Part B. C. Certification. All applicants must complete Part C.	
SUPPLEMENTAL APPLICATION INFORMATION	
D. Expanded Effluent Testing Data. A treatment works that discharges effluent to surface water of the United States and meets one or more of the following criteria must complete <i>Part D - Expanded Effluent Testing Data</i> : 1. Has a design flow rate greater than or equal to 1 million gallons per day. 2. Is required to have or currently has a pretreatment program. 3. Is otherwise required by the permitting authority to provide the information.	
E. Toxicity Testing Data. A treatment works that meets one or more of the following criteria must complete <i>Part E - Toxicity Testing Data</i> : 1. Has a design flow rate greater than or equal to 1 million gallons per day. 2. Is required to have or currently has a pretreatment program. 3. Is otherwise required by the permitting authority to provide the information.	
F. Industrial User Discharges and Resource Conservation and Recovery Act / Comprehensive Environmental Response, Compensation and Liability Act Wastes. A treatment works that accepts process wastewater from any significant industrial users, also known as SIUs, or receives a Resource Conservation and Recovery Act or CERCLA wastes must complete <i>Part F - Industrial User Discharges and Resource Conservation and Recovery Act /CERCLA Wastes</i> . SIUs are defined as: 1. All Categorical Industrial Users, or CIUs, subject to Categorical Pretreatment Standards under 40 Code of Federal Regulations 403.6 and 40 Code of Federal Regulations 403.6 and 40 CFR Chapter 1, Subchapter N. 2. Any other industrial user that meets one or more of the following: i. Discharges an average of 25,000 gallons per day or more of process wastewater to the treatment works (with certain exclusions). ii. Contributes a process waste stream that makes up 5% or more of the average dry weather hydraulic or organic capacity of the treatment plant. iii. Is designated as an SIU by the control authority. iv. Is otherwise required by the permitting authority to provide the information.	
G. Combined Sewer Systems. A treatment works that has a combined sewer system must complete <i>Part G - Combined Sewer Systems</i> .	
ALL APPLICANTS MUST COMPLETE PARTS A, B and C	



MISSOURI DEPARTMENT OF NATURAL RESOURCES
WATER PROTECTION PROGRAM

**FORM B2 – APPLICATION FOR AN OPERATING PERMIT FOR
FACILITIES THAT RECEIVE PRIMARILY DOMESTIC WASTE AND
HAVE A DESIGN FLOW MORE THAN 100,000 GALLONS PER DAY**

FOR AGENCY USE ONLY

CHECK NUMBER

DATE RECEIVED

FEE SUBMITTED

JET PAY CONFIRMATION NUMBER

PART A – BASIC APPLICATION INFORMATION

1. THIS APPLICATION IS FOR:

- ☐ An operating permit for a new or unpermitted facility. Construction Permit # _____
(Include completed Antidegradation Review or request to conduct an Antidegradation Review, see instructions)
- ☒ An operating permit renewal: Permit #MO- 0112704 Expiration Date March 31 2022
- ☒ An operating permit modification: Permit #MO- 0112704 Reason: _____

1.1 Is the appropriate fee included with the application (see instructions for appropriate fee)? ☐ YES ☐ NO

2. FACILITY

NAME City of Lathrop Lagoon		TELEPHONE NUMBER WITH AREA CODE 8167404251	
ADDRESS (PHYSICAL) Highway 116	CITY Lathrop	STATE MO	ZIP CODE 64465

2.1 LEGAL DESCRIPTION (Facility Site): Sec. 19 , T 55N , R 30W

COUNTY
Clinton

2.2 UTM Coordinates Easting (X): 6900 Northing (Y): 9843
For Universal Transverse Mercator (UTM), Zone 15 North referenced to North American Datum 1983 (NAD83)

2.3 Name of receiving stream: Shoal Creek

2.4 Number of Outfalls: 1 wastewater outfalls: 1 stormwater outfalls: instream monitoring sites:

3. OWNER

NAME City of Lathrop		EMAIL ADDRESS lathropcity@grm.net	TELEPHONE NUMBER WITH AREA CODE 8167404251
ADDRESS P.O. Box 225	CITY Lathrop	STATE MO	ZIP CODE 64465

3.1 Request review of draft permit prior to Public Notice? ☒ YES ☐ NO

3.2 Are you a Publically Owned Treatment Works (POTW)? ☐ YES ☐ NO
If yes, please attach the Financial Questionnaire. See: <https://dnr.mo.gov/document-search/financial-questionnaire-mo-780-2511>

3.3 Are you a Privately Owned Treatment Facility? ☐ YES ☐ NO

3.4 Are you a Privately Owned Treatment Facility regulated by the Public Service Commission (PSC)? ☐ YES ☐ NO

4. CONTINUING AUTHORITY

NAME City of Lathrop		EMAIL ADDRESS lathropcity@grm.net	TELEPHONE NUMBER WITH AREA CODE 8167404251
ADDRESS P.O. Box 225	CITY Lathrop	STATE MO	ZIP CODE 64465

CHARTER NUMBER

If the Continuing Authority is different than the Owner, include a copy of the contract agreement between the two parties and a description of the responsibilities of both parties within the agreement.

5. OPERATOR

NAME Kevin Schank	TITLE Sewer Operator	CERTIFICATE NUMBER (IF APPLICABLE) 7207
EMAIL ADDRESS lathropcity@grm.net	TELEPHONE NUMBER WITH AREA CODE 8167404251	

6. FACILITY CONTACT

NAME Kevin Schank		TITLE Sewer Operator	
EMAIL ADDRESS lathropcity@grm.net		TELEPHONE NUMBER WITH AREA CODE 8167404251	
ADDRESS P.O. Box 225	CITY Lathrop	STATE MO	ZIP CODE 64465
FACILITY NAME City of Lathrop Lagoon	PERMIT NO. MO- 0112704	OUTFALL NO. 1	

PART A – BASIC APPLICATION INFORMATION																	
7. FACILITY INFORMATION																	
FACILITY NAME City of Lathrop Lagoon	PERMIT NO. MO- 0112704	OUTFALL NO 1															
PART A – BASIC APPLICATION INFORMATION																	
7. FACILITY INFORMATION (continued)																	
<p>7.2 Map. Attach to this application an aerial or topographic map of the area extending at least one mile beyond facility property boundaries. This map must show the outline of the facility and the following information. A map can be obtained by visiting the following website: https://modnr.maps.arcgis.com/apps/webappviewer/index.html?id=1d81212e0854478ca0dae87c33c8c5ce</p> <ol style="list-style-type: none"> a. The area surrounding the treatment plant, including all unit processes. b. The major pipes or other structures through which wastewater enters the treatment works and the pipes or other structures through which treated wastewater is discharged from the treatment plant. Include outfalls from bypass piping, if applicable. c. The actual point of discharge. d. Wells, springs, other surface water bodies and drinking water wells that are: 1) within ¼ mile of the property boundaries of the treatment works, and 2) listed in public record or otherwise known to the applicant. e. Any areas where the sewage sludge produced by the treatment works is stored, treated, or disposed. f. If the treatment works receives waste that is classified as hazardous under the Resource Conservation and Recovery Act (RCRA) by truck, rail, or special pipe, show on the map where that hazardous waste enters the treatment works and where it is treated, stored, or disposed. 																	
<p>7.3 Number of people presently connected or population equivalent (P.E.): <u>2086</u> Design P.E. <u>2600</u></p>																	
<p>7.4 Connections to the facility: Number of units presently connected: Residential: <u>872</u> Commercial: <u>58</u> Industrial <u> </u></p>																	
<p>7.5 Design Flow <u>290000</u> Actual Flow <u>203000</u></p>																	
<p>7.6 Will discharge be continuous through the year? Yes <input checked="" type="checkbox"/> No <input type="checkbox"/> Discharge will occur during the following months: <u> </u> How many days of the week will discharge occur? <u> </u></p>																	
<p>7.7 Is industrial wastewater discharged to the facility? Yes <input type="checkbox"/> No <input checked="" type="checkbox"/> If yes, describe the number and types of industries that discharge to your facility. Attach sheets as necessary</p>																	
<p>Refer to the APPLICATION OVERVIEW to determine whether additional information is needed for Part F.</p>																	
<p>7.8 Does the facility accept or process leachate from landfills? Yes <input type="checkbox"/> No <input checked="" type="checkbox"/></p>																	
<p>7.9 Is wastewater land applied? If yes, please attach Form I See: https://dnr.mo.gov/document-search/form-i-permit-application-operation-wastewater-irrigation-systems-mo-780-1686 Yes <input type="checkbox"/> No <input checked="" type="checkbox"/></p>																	
<p>7.10 Does the facility discharge to a losing stream or sinkhole? Yes <input type="checkbox"/> No <input checked="" type="checkbox"/></p>																	
<p>7.11 Has a wasteload allocation study been completed for this facility? Yes <input checked="" type="checkbox"/> No <input type="checkbox"/></p>																	
8. LABORATORY CONTROL INFORMATION																	
<p>LABORATORY WORK CONDUCTED BY PLANT PERSONNEL</p> <table style="width: 100%; border: none;"> <tr> <td style="width: 70%;">Lab work conducted outside of plant.</td> <td style="width: 15%; text-align: right;">Yes <input checked="" type="checkbox"/></td> <td style="width: 15%; text-align: right;">No <input type="checkbox"/></td> </tr> <tr> <td>Push-button or visual methods for simple test such as pH, settleable solids.</td> <td style="text-align: right;">Yes <input type="checkbox"/></td> <td style="text-align: right;">No <input type="checkbox"/></td> </tr> <tr> <td>Additional procedures such as Dissolved Oxygen, Chemical Oxygen Demand, Biological Oxygen Demand, titrations, solids, volatile content.</td> <td style="text-align: right;">Yes <input type="checkbox"/></td> <td style="text-align: right;">No <input type="checkbox"/></td> </tr> <tr> <td>More advanced determinations such as BOD seeding procedures, fecal coliform, nutrients, total oils, phenols, etc.</td> <td style="text-align: right;">Yes <input type="checkbox"/></td> <td style="text-align: right;">No <input type="checkbox"/></td> </tr> <tr> <td>Highly sophisticated instrumentation, such as atomic absorption and gas chromatograph.</td> <td style="text-align: right;">Yes <input type="checkbox"/></td> <td style="text-align: right;">No <input type="checkbox"/></td> </tr> </table>			Lab work conducted outside of plant.	Yes <input checked="" type="checkbox"/>	No <input type="checkbox"/>	Push-button or visual methods for simple test such as pH, settleable solids.	Yes <input type="checkbox"/>	No <input type="checkbox"/>	Additional procedures such as Dissolved Oxygen, Chemical Oxygen Demand, Biological Oxygen Demand, titrations, solids, volatile content.	Yes <input type="checkbox"/>	No <input type="checkbox"/>	More advanced determinations such as BOD seeding procedures, fecal coliform, nutrients, total oils, phenols, etc.	Yes <input type="checkbox"/>	No <input type="checkbox"/>	Highly sophisticated instrumentation, such as atomic absorption and gas chromatograph.	Yes <input type="checkbox"/>	No <input type="checkbox"/>
Lab work conducted outside of plant.	Yes <input checked="" type="checkbox"/>	No <input type="checkbox"/>															
Push-button or visual methods for simple test such as pH, settleable solids.	Yes <input type="checkbox"/>	No <input type="checkbox"/>															
Additional procedures such as Dissolved Oxygen, Chemical Oxygen Demand, Biological Oxygen Demand, titrations, solids, volatile content.	Yes <input type="checkbox"/>	No <input type="checkbox"/>															
More advanced determinations such as BOD seeding procedures, fecal coliform, nutrients, total oils, phenols, etc.	Yes <input type="checkbox"/>	No <input type="checkbox"/>															
Highly sophisticated instrumentation, such as atomic absorption and gas chromatograph.	Yes <input type="checkbox"/>	No <input type="checkbox"/>															

FACILITY NAME City of Lathrop Lagoon	PERMIT NO. MO- 0112704	OUTFALL NO. 1
PART A – BASIC APPLICATION INFORMATION		
9. SLUDGE HANDLING, USE AND DISPOSAL		
9.1 Is the sludge a hazardous waste as defined by 10 CSR 25? Yes <input type="checkbox"/> No <input checked="" type="checkbox"/>		
9.2 Sludge production (Including sludge received from others): Design Dry Tons/Year 5.8 Actual Dry Tons/Year N/A		
9.3 Sludge storage provided: _____ Cubic feet; _____ Days of storage; 1-2 _____ Average percent solids of sludge; <input type="checkbox"/> No sludge storage is provided. <input checked="" type="checkbox"/> Sludge is stored in lagoon.		
9.4 Type of storage: <input type="checkbox"/> Holding Tank <input type="checkbox"/> Building <input type="checkbox"/> Basin <input checked="" type="checkbox"/> Lagoon <input type="checkbox"/> Concrete Pad <input type="checkbox"/> Other (Describe) _____		
9.5 Sludge Treatment: <input type="checkbox"/> Anaerobic Digester <input type="checkbox"/> Storage Tank <input type="checkbox"/> Lime Stabilization <input checked="" type="checkbox"/> Lagoon <input type="checkbox"/> Aerobic Digester <input type="checkbox"/> Air or Heat Drying <input type="checkbox"/> Composting <input type="checkbox"/> Other (Attach Description)		
9.6 Sludge use or disposal: <input type="checkbox"/> Land Application <input type="checkbox"/> Contract Hauler <input type="checkbox"/> Hauled to Another Treatment Facility <input type="checkbox"/> Solid Waste Landfill <input checked="" type="checkbox"/> Surface Disposal (Sludge Disposal Lagoon, Sludge Held For More Than Two Years) <input type="checkbox"/> Incineration <input type="checkbox"/> Other (Attach Explanation Sheet) _____		
9.7 Person responsible for hauling sludge to disposal facility: <input checked="" type="checkbox"/> By Applicant <input type="checkbox"/> By Others (complete below)		
NAME		EMAIL ADDRESS
ADDRESS	CITY	STATE ZIP CODE
CONTACT PERSON	TELEPHONE NUMBER WITH AREA CODE	PERMIT NO. MO-
9.8 Sludge use or disposal facility: <input checked="" type="checkbox"/> By Applicant <input type="checkbox"/> By Others (Complete below)		
NAME		EMAIL ADDRESS
ADDRESS	CITY	STATE ZIP CODE
CONTACT PERSON	TELEPHONE NUMBER WITH AREA CODE	PERMIT NO. MO-
9.9 Does the sludge or biosolids disposal comply with Federal Sludge Regulation 40 CFR 503? <input checked="" type="checkbox"/> Yes <input type="checkbox"/> No (Explain)		
END OF PART A		

FACILITY NAME City of Lathrop Lagoon	PERMIT NO. MO- 0112704	OUTFALL NO. 1
PART B – ADDITIONAL APPLICATION INFORMATION		
10. COLLECTION SYSTEM		
10.1 Are there any municipal satellite collection systems connected to this facility? Yes <input type="checkbox"/> No <input checked="" type="checkbox"/>		
If yes, please list all connected to this facility, contact phone number and length of each collection system		
FACILITY	CONTACT PHONE NUMBER	LENGTH OF SYSTEM (FEET OR MILES)
10.2 Length of sanitary sewer collection system in miles (If available, include totals from satellite collection systems) <u>17.9</u> miles		
10.3 Does significant infiltration occur in the collection system? <input checked="" type="checkbox"/> Yes <input type="checkbox"/> No If yes, briefly explain any steps underway or planned to minimize inflow and infiltration: City recently completed a I&I reduction project on the portion of the Sewer System that was constructed in 1924. This has reduced the I&I but I&I is still present. City staff is considering isolated smoke testing and dye testing to identify potential I&I sources beyond the City owned mains.		
11. BYPASSING		
Does any bypassing occur anywhere in the collection system or at the treatment facility? Yes <input type="checkbox"/> No <input checked="" type="checkbox"/> If yes, explain:		
12. OPERATION AND MAINTENANCE PERFORMED BY CONTRACTOR(S)		
Are any operational or maintenance aspects (related to wastewater treatment and effluent quality) of the treatment works the responsibility of the contractor? Yes <input type="checkbox"/> No <input checked="" type="checkbox"/> If Yes, list the name, address, telephone number and status of each contractor and describe the contractor's responsibilities. (Attach additional pages if necessary.)		
NAME		
MAILING ADDRESS		
TELEPHONE NUMBER WITH AREA CODE	EMAIL ADDRESS	
RESPONSIBILITIES OF CONTRACTOR		
13. SCHEDULED IMPROVEMENTS AND SCHEDULES OF IMPLEMENTATION		
Provide information about any uncompleted implementation schedule or uncompleted plans for improvements that will affect the wastewater treatment, effluent quality, or design capacity of the treatment works. If the treatment works has several different implementation schedules or is planning several improvements, submit separate responses for each.		

FACILITY NAME City of Lathrop Lagoon		PERMIT NO. MO- 0112704		OUTFALL NO. 1			
PART B – ADDITIONAL APPLICATION INFORMATION							
14. EFFLUENT TESTING DATA							
<p>Applicants must provide effluent testing data for the following parameters. Provide the indicated effluent data for each outfall through which effluent is discharged. Do not include information of combined sewer overflows in this section. All information reported must be based on data collected through analysis conducted using 40 CFR Part 136 methods. In addition, this data must comply with QA/QC requirements of 40 CFR Part 136 and other appropriate QA/QC requirements for standard methods for analytes not addressed by 40 CFR Part 136. At a minimum, effluent testing data must be based on at least three samples and must be no more than four and one-half years apart. See 40 CFR 136.3 for sufficiently sensitive methods: https://www.ecfr.gov/cgi-bin/text-idx?SID=2d29852e2dcdf91badc043bd5fc3d4df&mc=true&node=se40.25.136_13&rgn=div8</p>							
Outfall Number 1							
PARAMETER	MAXIMUM DAILY VALUE		AVERAGE DAILY VALUE				
	Value	Units	Value	Units	Number of Samples		
pH (Minimum)	7.1	S.U.	7.4	S.U.	12		
pH (Maximum)	7.7	S.U.	7.5	S.U.	12		
Flow Rate	.181	MGD	.158	MGD	12		
*For pH report a minimum and a maximum daily value							
POLLUTANT	MAXIMUM DAILY DISCHARGE		AVERAGE DAILY DISCHARGE			ANALYTICAL METHOD	ML/MDL
	Conc.	Units	Conc.	Units	Number of Samples		
Conventional and Nonconventional Compounds							
BIOCHEMICAL OXYGEN DEMAND (Report One)	BOD ₅		mg/L		mg/L		
	CBOD ₅	39	mg/L	37	mg/L	12	
E. COLI		N.A.	#/100 mL	N.A.	#/100 mL		
TOTAL SUSPENDED SOLIDS (TSS)		41	mg/L	36	mg/L	12	
TOTAL PHOSPHORUS		3.3	mg/L	3	mg/L	12	
TOTAL KJELDAHL NITROGEN		19	mg/L	19	mg/L	12	
NITRITES + NITRATES		N.A.	mg/L	N.A.	mg/L		
AMMONIA AS N		13.9	mg/L	12.9	mg/L	12	
CHLORINE* (TOTAL RESIDUAL, TRC)		N.A.	mg/L	N.A.	mg/L		
DISSOLVED OXYGEN		N.A.	mg/L	N.A.	mg/L		
OIL and GREASE		4	mg/L	4	mg/L	12	
OTHER: _____			mg/L		mg/L		
*Report only if facility chlorinates							
END OF PART B							

FACILITY NAME	PERMIT NO. MO-	OUTFALL NO.
---------------	-------------------	-------------

PART C – CERTIFICATION

15. ELECTRONIC DISCHARGE MONITORING REPORT (eDMR) SUBMISSION SYSTEM

Per 40 CFR Part 127, National Pollutant Discharge Elimination System (NPDES) Electronic Reporting Rule, reporting of effluent limits and monitoring shall be submitted by the permittee via an electronic system to ensure a timely, complete, accurate, and nationally-consistent set of data. One of the following options must be checked in order for this application to be considered complete. Visit <https://dnr.mo.gov/env/wpp/edmr.htm> to for information on the department's eDMR system and how to register.

☐ I will register an account online to participate in the department's eDMR system through the Missouri Gateway for Environmental Management (MoGEM) before any reporting is due, in compliance with the Electronic Reporting Rule.
☒ I have already registered an account online to participate in the department's eDMR system through MoGEM.
☐ I have submitted a written request for a waiver from electronic reporting. See instructions for further information regarding waivers.
☐ The permit I am applying for does not require the submission of discharge monitoring reports.

16. JETPAY

Permit fees may be paid online by credit card or eCheck through a system called JetPay. Use the URL provided to access JetPay and make an online payment.

New Site Specific Permit: <https://magic.collectorsolutions.com/magic-ui/payments/mo-natural-resources/591/>
 Construction Permits: <https://magic.collectorsolutions.com/magic-ui/payments/mo-natural-resources/592/>
 Modification Fee: <https://magic.collectorsolutions.com/magic-ui/payments/mo-natural-resources/596/>

OPTIONAL QUESTIONS REGARDING MILITARY SAERVICE


Have you or an immediate family member ever served in the U.S. Armed Forces?	<input type="checkbox"/> Yes	<input type="checkbox"/> No
If yes, would you like information about military-related services in Missouri?	<input type="checkbox"/> Yes	<input type="checkbox"/> No

17. CERTIFICATION

All applicants must complete the Certification Section. This certification must be signed by an officer of the company or city official. All applicants must complete all applicable sections as explained in the Application Overview. By signing this certification statement, applicants confirm that they have reviewed the entire form and have completed all sections that apply to the facility for which this application is submitted.

ALL APPLICANTS MUST COMPLETE THE FOLLOWING CERTIFICATION.

I certify under penalty of law that this document and all attachments were prepared under my direction or supervision in accordance with a system designed to assure that qualified personnel properly gather and evaluate the information submitted. Based on my inquiry of the person or persons who manage the system or those persons directly responsible for gathering the information, the information submitted is, to the best of my knowledge and belief, true, accurate and complete. I am aware that there are significant penalties for submitting false information, including the possibility of fine and imprisonment for knowing violations.

PRINTED NAME Bob Burns	OFFICIAL TITLE (MUST BE AN OFFICER OF THE COMPANY OR CITY OFFICIAL) City Administrator
SIGNATURE 	
TELEPHONE NUMBER WITH AREA CODE 816 740 4251	
DATE SIGNED 11/4/2022	

Upon request of the permitting authority, you must submit any other information necessary to assess wastewater treatment practices at the treatment works or identify appropriate permitting requirements.

Send Completed Form to

Electronic Submission: PDF Version of the form can be submitted through email to cleanwaterpermits@dnr.mo.gov	Mail: Department of Natural Resources Water Protection Program ATTN: NPDES Permits and Engineering Section P.O. Box 176 Jefferson City, MO 65102-0176
---	--

END OF PART C

REFER TO THE APPLICATION OVERVIEW TO DETERMINE WHICH PARTS OF FORM B2 YOU MUST COMPLETE.

Do not complete the remainder of this application, unless at least one of the following statements applies to your facility:

1. Your facility design flow is equal to or greater than 1,000,000 gallons per day.
2. Your facility is a pretreatment treatment works.
3. Your facility is a combined sewer system.

Submittal of an incomplete application may result in the application being returned. Permit fees for returned applications shall be forfeited. Permit fees for applications being processed by the department that are withdrawn by the applicant shall be forfeited.

MAKE ADDITIONAL COPIES OF THIS FORM FOR EACH OUTFALL											
FACILITY NAME				PERMIT NO. MO-				OUTFALL NO.			
PART D – EXPANDED EFFLUENT TESTING DATA											
18. EXPANDED EFFLUENT TESTING DATA											
Refer to the APPLICATION OVERVIEW to determine whether Part D applies to the treatment works.											
<p>If the treatment works has a design flow greater than or equal to 1 MGD or it has (or is required to have) a pretreatment program, or is otherwise required by the permitting authority to provide the data, then provide effluent testing data for the following pollutants. Provide the indicated effluent testing information for each outfall through which effluent is discharged. Do not include information of combined sewer overflows in this section. All information reported must be based on data collected and analyzed using sufficiently sensitive methods found in 40 CFR Part 136. See 40 CFR 136.3 for sufficiently sensitive methods: https://www.ecfr.gov/cgi-bin/text-idx?SID=2d29852e2dcdf91badc043bd5fc3d4df&mc=true&node=se40.25.136_13&rgn=div8. In addition, all data must comply with QA/QC requirements of 40 CFR Part 136 and other appropriate QA/QC requirements for standard methods for analytes not addressed by 40 CFR Part 136. At a minimum, effluent testing data must be based on at least three pollutant scans and must be no more than four and one-half years prior to the date of the permit application submittal. In the blank rows provided at the end of this list, include any additional data for pollutants not specifically listed in this form. Information may be written in the blanks below or provided as attached documents containing the laboratory test results.</p>											
Outfall Number (Complete Once for Each Outfall Discharging Effluent to Waters of the State.)											
POLLUTANT	MAXIMUM DAILY DISCHARGE				AVERAGE DAILY DISCHARGE					ANALYTICAL METHOD	ML/MDL
	Conc.	Units	Mass	Units	Conc.	Units	Mass	Units	No. of Samples		
METALS (TOTAL RECOVERABLE), CYANIDE, PHENOLS AND HARDNESS											
ALUMINUM											
ANTIMONY											
ARSENIC											
BERYLLIUM											
CADMIUM											
CHROMIUM III											
CHROMIUM VI											
COPPER											
IRON											
LEAD											
MERCURY											
NICKEL											
SELENIUM											
SILVER											
THALLIUM											
ZINC											
CYANIDE											
TOTAL PHENOLIC COMPOUNDS											
HARDNESS (as CaCO ₃)											
VOLATILE ORGANIC COMPOUNDS											
ACROLEIN											
ACRYLONITRILE											
BENZENE											
BROMOFORM											
CARBON TETRACHLORIDE											

FACILITY NAME				PERMIT NO. MO-				OUTFALL NO.			
PART D – EXPANDED EFFLUENT TESTING DATA											
18. EXPANDED EFFLUENT TESTING DATA											
Complete Once for Each Outfall Discharging Effluent to Waters of the State											
POLLUTANT	MAXIMUM DAILY DISCHARGE				AVERAGE DAILY DISCHARGE					ANALYTICAL METHOD	ML/MDL
	Conc.	Units	Mass	Units	Conc.	Units	Mass	Units	No. of Samples		
CHLORO BENZENE											
CHLORODIBROMO-METHANE											
CHLOROETHANE											
2-CHLORO-ETHYL VINYL ETHER											
CHLOROFORM											
DICHLOROBROMO-METHANE											
1,1-DICHLORO-ETHANE											
1,2-DICHLORO-ETHANE											
TRANS-1,2-DICHLOROETHYLENE											
1,1-DICHLORO-ETHYLENE											
1,2-DICHLORO-PROPANE											
1,3-DICHLORO-PROPYLENE											
ETHYLBENZENE											
METHYL BROMIDE											
METHYL CHLORIDE											
METHYLENE CHLORIDE											
1,1,2,2-TETRA-CHLOROETHANE											
TETRACHLOROETHYLENE											
TOLUENE											
1,1,1-TRICHLORO-ETHANE											
1,1,2-TRICHLORO-ETHANE											
TRICHLOROETHYLENE											
VINYL CHLORIDE											
ACID-EXTRACTABLE COMPOUNDS											
P-CHLORO-M-CRESOL											
2-CHLOROPHENOL											
2,4-DICHLOROPHENOL											
2,4-DIMETHYLPHENOL											
4,6-DINITRO-O-CRESOL											
2,4-DINITROPHENOL											
2-NITROPHENOL											
4-NITROPHENOL											

FACILITY NAME				PERMIT NO. MO-				OUTFALL NO.			
PART D – EXPANDED EFFLUENT TESTING DATA											
18. EXPANDED EFFLUENT TESTING DATA											
Complete Once for Each Outfall Discharging Effluent to Waters of the State.											
POLLUTANT	MAXIMUM DAILY DISCHARGE				AVERAGE DAILY DISCHARGE					ANALYTICAL METHOD	ML/MDL
	Conc.	Units	Mass	Units	Conc.	Units	Mass	Units	No. of Samples		
PENTACHLOROPHENOL											
PHENOL											
2,4,6-TRICHLOROPHENOL											
BASE-NEUTRAL COMPOUNDS											
ACENAPHTHENE											
ACENAPHTHYLENE											
ANTHRACENE											
BENZIDINE											
BENZO(A)ANTHRACENE											
BENZO(A)PYRENE											
3,4-BENZO- FLUORANTHENE											
BENZO(GH) PHERYLENE											
BENZO(K) FLUORANTHENE											
BIS (2-CHLOROTHIOXY) METHANE											
BIS (2-CHLOROETHYL) – ETHER											
BIS (2-CHLOROISO- PROPYL) ETHER											
BIS (2-ETHYLHEXYL) PHTHALATE											
4-BROMOPHENYL PHENYL ETHER											
BUTYL BENZYL PHTHALATE											
2-CHLORONAPH- THALENE											
4-CHLOROPHENYL PHENYL ETHER											
CHRYSENE											
DI-N-BUTYL PHTHALATE											
DI-N-OCTYL PHTHALATE											
DIBENZO (A,H) ANTHRACENE											
1,2-DICHLORO-BENZENE											
1,3-DICHLORO-BENZENE											
1,4-DICHLORO-BENZENE											
3,3-DICHLORO- BENZIDINE											
DIETHYL PHTHALATE											
DIMETHYL PHTHALATE											

MAKE ADDITIONAL COPIES OF THIS FORM FOR EACH OUTFALL

FACILITY NAME	PERMIT NO. MO-	OUTFALL NO.
---------------	-------------------	-------------

PART E – TOXICITY TESTING DATA
19. TOXICITY TESTING DATA

Refer to the APPLICATION OVERVIEW to determine whether Part E applies to the treatment works.

Publicly owned treatment works, or POTWs, meeting one or more of the following criteria must provide the results of whole effluent toxicity tests for acute or chronic toxicity for each of the facility's discharge points.

- A. POTWs with a design flow rate greater than or equal to 1 million gallons per day.
- B. POTWs with a pretreatment program (or those that are required to have one under 40 CFR Part 403).
- C. POTWs required by the permitting authority to submit data for these parameters.
 - At a minimum, these results must include quarterly testing for a 12-month period within the past one year using multiple species (minimum of two species), or the results from four tests performed at least annually in the four and one-half years prior to the application, provided the results show no appreciable toxicity, and testing for acute or chronic toxicity, depending on the range of receiving water dilution. Do not include information about combined sewer overflows in this section. All information reported must be based on data collected through analysis conducted using 40 CFR Part 136 methods. In addition, this data must comply with QA/QC requirements of 40 CFR Part 136 and other appropriate QA/QC requirements for standard methods for analytes not addressed by 40 CFR Part 136.
 - If EPA methods were not used, report the reason for using alternative methods. If test summaries are available that contain all of the information requested below, they may be submitted in place of Part E. If no biomonitoring data is required, do not complete Part E. Refer to the application overview for directions on which other sections of the form to complete.

Indicate the number of whole effluent toxicity tests conducted in the past four and one-half years: _____ chronic _____ acute

Complete the following chart **for the last three whole effluent toxicity tests**. Allow one column per test. Copy this page if more than three tests are being reported.

	Most Recent	2 ND Most Recent	3 RD Most Recent
A. Test Information			
Test Method Number			
Final Report Number			
Outfall Number			
Dates Sample Collected			
Date Test Started			
Duration			
B. Toxicity Test Methods Followed			
Manual Title			
Edition Number and Year of Publication			
Page Number(s)			
C. Sample collection method(s) used. For multiple grab samples, indicate the number of grab samples used			
24-Hour Composite			
Grab			
D. Indicate where the sample was taken in relation to disinfection (Check all that apply for each)			
Before Disinfection	<input type="checkbox"/>	<input type="checkbox"/>	<input type="checkbox"/>
After Disinfection	<input checked="" type="checkbox"/>	<input type="checkbox"/>	<input type="checkbox"/>
After Dechlorination	<input type="checkbox"/>	<input type="checkbox"/>	<input type="checkbox"/>
E. Describe the point in the treatment process at which the sample was collected			
Sample Was Collected:			
F. Indicate whether the test was intended to assess chronic toxicity, acute toxicity, or both			
Chronic Toxicity	<input type="checkbox"/>	<input type="checkbox"/>	<input type="checkbox"/>
Acute Toxicity	<input type="checkbox"/>	<input type="checkbox"/>	<input type="checkbox"/>
G. Provide the type of test performed			
Static	<input type="checkbox"/>	<input type="checkbox"/>	<input type="checkbox"/>
Static-renewal	<input type="checkbox"/>	<input type="checkbox"/>	<input type="checkbox"/>
Flow-through	<input type="checkbox"/>	<input type="checkbox"/>	<input type="checkbox"/>
H. Source of dilution water. If laboratory water, specify type; if receiving water, specify source			
Laboratory Water	<input type="checkbox"/>	<input type="checkbox"/>	<input type="checkbox"/>
Receiving Water	<input type="checkbox"/>	<input type="checkbox"/>	<input type="checkbox"/>

FACILITY NAME	PERMIT NO. MO-	OUTFALL NO.	
PART E – TOXICITY TESTING DATA			
19. TOXICITY TESTING DATA (continued)			
	Most Recent	Second Most Recent	Third Most Recent
I. Type of dilution water. If salt water, specify "natural" or type of artificial sea salts or brine used.			
Fresh Water			
Salt Water			
J. Percentage of effluent used for all concentrations in the test series			
K. Parameters measured during the test (State whether parameter meets test method specifications)			
pH			
Salinity			
Temperature			
Ammonia			
Dissolved Oxygen			
L. Test Results			
Acute:			
Percent Survival in 100% Effluent			
LC ₅₀			
95% C.I.			
Control Percent Survival			
Other (Describe)			
Chronic:			
NOEC			
IC ₂₅			
Control Percent Survival			
Other (Describe)			
M. Quality Control/ Quality Assurance			
Is reference toxicant data available?			
Was reference toxicant test within acceptable bounds?			
What date was reference toxicant test run (MM/DD/YYYY)?			
Other (Describe)			
Is the treatment works involved in a toxicity reduction evaluation? <input type="checkbox"/> Yes <input type="checkbox"/> No			
If yes, describe:			
If you have submitted biomonitoring test information, or information regarding the cause of toxicity, within the past four and one-half years, provide the dates the information was submitted to the permitting authority and a summary of the results.			
Date Submitted (MM/DD/YYYY)			
Summary of Results (See Instructions)			
END OF PART E			
REFER TO THE APPLICATION OVERVIEW TO DETERMINE WHICH OTHER PARTS OF FORM B2 YOU MUST COMPLETE.			

MAKE ADDITIONAL COPIES OF THIS FORM FOR EACH OUTFALL			
FACILITY NAME		PERMIT NO. MO-	OUTFALL NO.
PART F – INDUSTRIAL USER DISCHARGES AND RCRA/CERCLA WASTES			
Refer to the APPLICATION OVERVIEW to determine whether Part F applies to the treatment works.			
20. GENERAL INFORMATION			
20.1 Does the treatment works have, or is it subject to, an approved pretreatment program? <input type="checkbox"/> Yes <input type="checkbox"/> No			
20.2 Number of Significant Industrial Users (SIUs) and Categorical Industrial Users (CIUs). Provide the number of each of the following types of industrial users that discharge to the treatment works: Number of non-categorical SIUs _____ Number of CIUs _____			
21. INDUSTRIES CONTRIBUTING MORE THAN 5% OF THE ACTUAL FLOW TO THE FACILITY OR OTHER SIGNIFICANT INDUSTRIAL USERS INFORMATION			
Supply the following information for each SIU. If more than one SIU discharges to the treatment works, provide the information requested for each. Submit additional pages as necessary.			
NAME			
MAILING ADDRESS		CITY	STATE ZIP CODE
21.1 Describe all of the industrial processes that affect or contribute to the SIU's discharge			
21.2 Describe all of the principle processes and raw materials that affect or contribute to the SIU's discharge. Principal Product(s): Raw Material(s):			
21.3 Flow Rate a. PROCESS WASTEWATER FLOW RATE. Indicate the average daily volume of process wastewater discharged into the collection system in gallons per day, or gpd, and whether the discharge is continuous or intermittent. gpd <input type="checkbox"/> Continuous <input type="checkbox"/> Intermittent b. NON-PROCESS WASTEWATER FLOW RATE. Indicate the average daily volume of non-process wastewater discharged into the collection system in gallons per day, or gpd, and whether the discharge is continuous or intermittent. gpd <input type="checkbox"/> Continuous <input type="checkbox"/> Intermittent			
21.4 Pretreatment Standards. Indicate whether the SIU is subject to the following: a. Local Limits <input type="checkbox"/> Yes <input type="checkbox"/> No b. Categorical Pretreatment Standards <input type="checkbox"/> Yes <input type="checkbox"/> No If subject to categorical pretreatment standards, which category and subcategory?			
21.5 Problems at the treatment works attributed to waste discharged by the SIU. Has the SIU caused or contributed to any problems (e.g., upsets, interference) at the treatment works in the past three years? <input type="checkbox"/> Yes <input type="checkbox"/> No If Yes, describe each episode			

MAKE ADDITIONAL COPIES OF THIS FORM FOR EACH OUTFALL		
FACILITY NAME	PERMIT NO. MO-	OUTFALL NO.
PART F – INDUSTRIAL USER DISCHARGES AND RCRA/CERCLA WASTES		
22. RCRA HAZARDOUS WASTE RECEIVED BY TRUCK, RAIL, OR DEDICATED PIPELINE		
22.1 Does the treatment works receive or has it in the past three years received RCRA hazardous waste by truck, rail or dedicated pipe? <input type="checkbox"/> Yes <input type="checkbox"/> No		
22.2 Method by which RCRA waste is received. (Check all that apply) <input type="checkbox"/> Truck <input type="checkbox"/> Rail <input type="checkbox"/> Dedicated Pipe		
22.3 Waste Description		
EPA Hazardous Waste Number	Amount (volume or mass)	Units
23. CERCLA (SUPERFUND) WASTEWATER, RCRA REMEDIATION/CORRECTIVE ACTION WASTEWATER, AND OTHER REMEDIAL ACTIVITY WASTEWATER		
23.1 Does the treatment works currently (or has it been notified that it will) receive waste from remedial activities? <input type="checkbox"/> Yes <input type="checkbox"/> No Provide a list of sites and the requested information for each current and future site.		
23.2 Waste Origin. Describe the site and type of facility at which the CERCLA/RCRA/or other remedial waste originates (or is expected to originate in the next five years). 		
23.3 List the hazardous constituents that are received (or are expected to be received). Included data on volume and concentration, if known. (Attach additional sheets if necessary) 		
23.4 Waste Treatment a. Is this waste treated (or will it be treated) prior to entering the treatment works? <input type="checkbox"/> Yes <input type="checkbox"/> No If yes, describe the treatment (provide information about the removal efficiency): b. Is the discharge (or will the discharge be) continuous or intermittent? <input type="checkbox"/> Continuous <input type="checkbox"/> Intermittent If intermittent, describe the discharge schedule: 		
END OF PART F		
REFER TO THE APPLICATION OVERVIEW TO DETERMINE WHICH OTHER PARTS OF FORM B2 YOU MUST COMPLETE.		

MAKE ADDITIONAL COPIES OF THIS FORM FOR EACH OUTFALL																		
FACILITY NAME	PERMIT NO. MO-	OUTFALL NO.																
PART G – COMBINED SEWER SYSTEMS																		
Refer to the APPLICATION OVERVIEW to determine whether Part G applies to the treatment works.																		
24. GENERAL INFORMATION																		
24.1 System Map. Provide a map indicating the following: (May be included with basic application information.) <ul style="list-style-type: none"> A. All CSO Discharges. B. Sensitive Use Areas Potentially Affected by CSOs. (e.g., beaches, drinking water supplies, shellfish beds, sensitive aquatic ecosystems and Outstanding Natural Resource Waters.) C. Waters that Support Threatened and Endangered Species Potentially Affected by CSOs. 																		
24.2 System Diagram. Provide a diagram, either in the map provided above or on a separate drawing, of the Combined Sewer Collection System that includes the following information: <ul style="list-style-type: none"> A. Locations of Major Sewer Trunk Lines, Both Combined and Separate Sanitary. B. Locations of Points where Separate Sanitary Sewers Feed into the Combined Sewer System. C. Locations of In-Line or Off-Line Storage Structures. D. Locations of Flow-Regulating Devices. E. Locations of Pump Stations. 																		
24.3 Percent of collection system that is combined sewer																		
24.4 Population served by combined sewer collection system																		
24.5 Name of any satellite community with combined sewer collection system																		
25. CSO OUTFALLS. COMPLETE THE FOLLOWING ONCE FOR EACH CSO DISCHARGE POINT																		
25.1 Description of Outfall <ul style="list-style-type: none"> a. Outfall Number b. Location c. Distance from Shore (if applicable) _____ ft d. Depth Below Surface (if applicable) _____ ft e. Which of the following were monitored during the last year for this CSO? <div style="display: flex; justify-content: space-between; margin-top: 5px;"> <div> <input type="checkbox"/> Rainfall <input type="checkbox"/> CSO Flow Volume </div> <div> <input type="checkbox"/> CSO Pollutant Concentrations <input type="checkbox"/> Receiving Water Quality </div> <div> <input type="checkbox"/> CSO </div> </div> f. How many storm events were monitored last year? 																		
25.2 CSO Events <table style="width: 100%; border: none;"> <tr> <td style="width: 45%;">a. Give the Number of CSO Events in the Last Year</td> <td style="width: 10%;">Events</td> <td style="width: 15%;"><input type="checkbox"/> Actual</td> <td style="width: 30%;"><input type="checkbox"/> Approximate</td> </tr> <tr> <td>b. Give the Average Duration Per CSO Event</td> <td>Hours</td> <td><input type="checkbox"/> Actual</td> <td><input type="checkbox"/> Approximate</td> </tr> <tr> <td>c. Give the Average Volume Per CSO Event</td> <td>Million Gallons</td> <td><input type="checkbox"/> Actual</td> <td><input type="checkbox"/> Approximate</td> </tr> <tr> <td colspan="4">d. Give the minimum rainfall that caused a CSO event in the last year _____ inches of rainfall</td> </tr> </table>			a. Give the Number of CSO Events in the Last Year	Events	<input type="checkbox"/> Actual	<input type="checkbox"/> Approximate	b. Give the Average Duration Per CSO Event	Hours	<input type="checkbox"/> Actual	<input type="checkbox"/> Approximate	c. Give the Average Volume Per CSO Event	Million Gallons	<input type="checkbox"/> Actual	<input type="checkbox"/> Approximate	d. Give the minimum rainfall that caused a CSO event in the last year _____ inches of rainfall			
a. Give the Number of CSO Events in the Last Year	Events	<input type="checkbox"/> Actual	<input type="checkbox"/> Approximate															
b. Give the Average Duration Per CSO Event	Hours	<input type="checkbox"/> Actual	<input type="checkbox"/> Approximate															
c. Give the Average Volume Per CSO Event	Million Gallons	<input type="checkbox"/> Actual	<input type="checkbox"/> Approximate															
d. Give the minimum rainfall that caused a CSO event in the last year _____ inches of rainfall																		
25.3 Description of Receiving Waters <ul style="list-style-type: none"> a. Name of Receiving Water b. Name of Watershed/River/Stream System c. U.S. Soil Conservation Service 14-Digit Watershed Code (If Known) d. Name of State Management/River Basin e. U.S. Geological Survey 8- Digit Hydrologic Cataloging Unit Code (If Known) 																		
25.4 CSO Operations Describe any known water quality impacts on the receiving water caused by this CSO (e.g., permanent or intermittent beach closings, permanent or intermittent shellfish bed closings, fish kills, fish advisories, other recreational loss, or violation of any applicable state water quality standard.)																		
END OF PART G																		
REFER TO THE APPLICATION OVERVIEW TO DETERMINE WHICH OTHER PARTS OF FORM B2 YOU MUST COMPLETE.																		

INSTRUCTIONS FOR COMPLETING FORM B2
APPLICATION FOR OPERATING PERMIT FOR FACILITIES THAT RECEIVE PRIMARILY DOMESTIC WASTE AND
HAVE A DESIGN FLOW MORE THAN 100,000 GALLONS PER DAY, Form 780-1805
(Facilities less than or equal to 100,000 gallons per day of domestic waste must use Form B, 780-1512.)

PART A – BASIC APPLICATION INFORMATION

1. Check the appropriate box. **Do not check more than one item.** Operating permits refer to permits issued by the Department of Natural Resources, Water Protection Program. If an Antidegradation Review has not been conducted, submit the application located at the following link, to the Missouri Department of Natural Resources, Water Protection Program, P.O. Box 176, Jefferson City, MO 65102: <https://dnr.mo.gov/document-search/water-quality-review-assistance-antidegradation-review-request-mo-780-1893>

1.1 Fees Information:

DOMESTIC OPERATING PERMIT FEES – PRIVATELY OWNED TREATMENT WORKS (Non-POTW)

Annual operating permit fees are based on flow.

Annual fee/Design flow	Annual fee/Design flow	Annual fee/Design flow
\$150..... <5,000 gpd	\$1,000..... 15,000-24,999 gpd	\$4,000..... 100,000-249,999 gpd
\$300..... 5,000-9,999 gpd	\$1,500..... 25,000-29,999 gpd	\$5,000..... ≥250,000 gpd
\$600..... 10,000-14,999 gpd	\$3,000..... 30,000-99,999 gpd	

New domestic wastewater treatment facilities must submit the annual fee with the original application.

If the application is for a site-specific permit re-issuance, send no fees. You will be invoiced separately by the department on the anniversary date of the original permit. Permit fees must be current for the department to reissue the operating permit. Late fees of 2% per month are charged and added to outstanding annual fees.

PUBLICLY OWNED SEWER SYSTEM OPERATING PERMIT FEES (City, public sewer district, public water district, or other publicly owned treatment works that charge a service connection fee.) Annual fee is based on number of service connections. Fees listings are found in 10 CSR 20-6.011 which is available at <http://s1.sos.mo.gov/cmsimages/adrules/csr/current/10csr/10c20-6.pdf>. New public sewer system facilities should not submit any fee as the department will invoice the permittee.

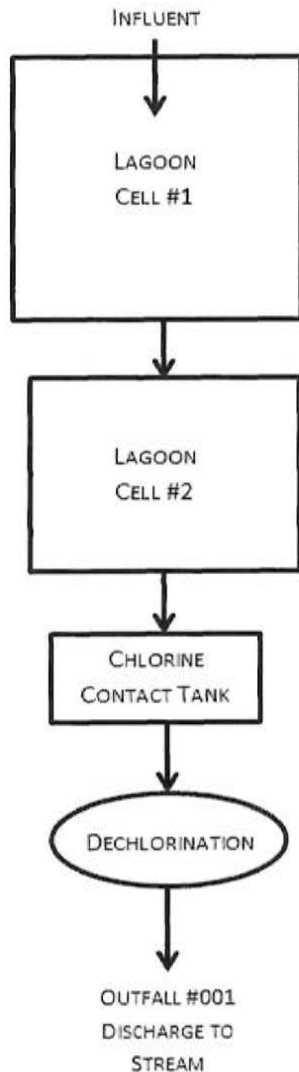
OPERATING PERMIT MODIFICATIONS, including transfers, are subject to the following fees:

- a. Operating permits that charge a service connection fee - \$200 each.
- b. All other permits
 - (1) \$100 each for a minor modification (name changes, address changes, other non-substantive changes) or
 - (2) A fee equal to 25% of the facility's annual operating fee for a major modification.

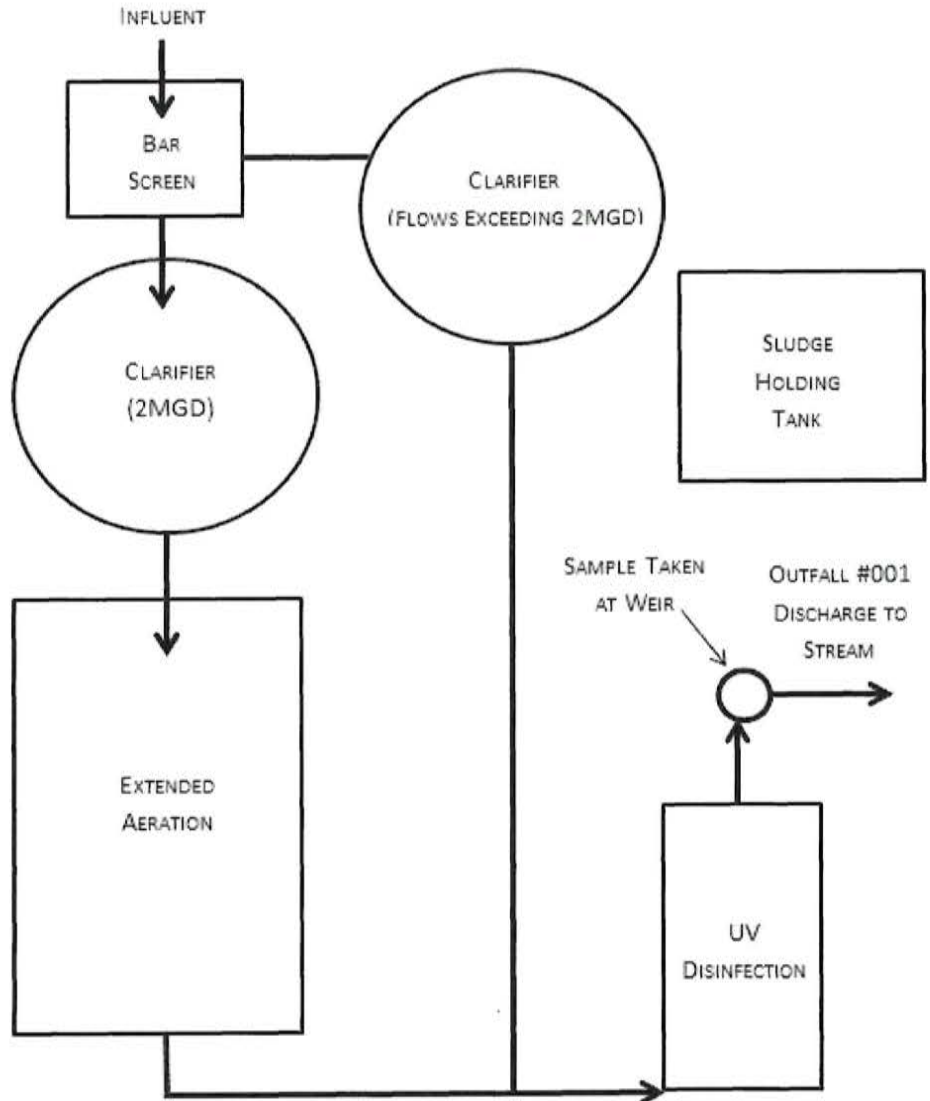
2. Name of Facility – Include the name by which this facility is locally known. Example: Southwest Sewage Treatment Plant, Country Club Mobile Home Park, etc. Provide the street address or location of the facility. If the facility lacks a street name or route number, provide the names of the closest intersection, highway, country road, etc.
 - 2.1 Self-explanatory.
 - 2.2 Global Positioning System, or GPS, is a satellite-based navigation system. The department prefers that a GPS receiver is used and the displayed coordinates submitted. If access to a GPS receiver is not available, use a mapping system to approximate the coordinates; the department's mapping system is available at <https://modnr.maps.arcgis.com/apps/webappviewer/index.html?id=1d81212e0854478ca0dae87c33c8c5ce>.
 - 2.3-2.4 Self-explanatory. For the No Exposure Certification for Exclusion Application: <https://dnr.mo.gov/document-search/no-exposure-certification-exclusion-npdes-stormwater-permitting-under-missouri-clean-water-law-mo-780-2828>
3. Owner – Provide the legal name, mailing address, phone number, and email address of the owner of the regulated activity or discharge. The owner identified in this section and subsequently reflected on the certificate page of the operating permit should be the owner of the regulated activity/discharge being applied for and is not necessarily the owner of the real property on which the activity or discharge is occurring.
 - 3.1 Prior to submitting a permit to public notice, the Department of Natural Resources shall provide the permit applicant 10 days to review the draft permit for nonsubstantive drafting errors. In the interest of expediting permit issuance, permit applicants may waive the opportunity to review draft permits prior to public notice.
 - 3.2-3.4 Self-explanatory. See the following link for Financial Questionnaire: <https://dnr.mo.gov/document-search/financial-questionnaire-mo-780-2511>
4. Continuing Authority – A continuing authority is a company, business, entity, or person(s) that will be legally responsible for ensuring compliance with the permit requirements and provide continuous stable oversight of the permitted facility or activity. The Continuing authority should be a relatively permanent entity responsible for the ongoing operation, maintenance, and modernization, when needed, of the permitted facility or activity. A continuing authority is not, however, an entity or individual that is contractually hired by the permittee to sample or operate and maintain the system for a defined time period, such as a certified operator or analytical laboratory. To access the regulatory requirement regarding continuing authority, 10 CSR 20-6.010(2), please visit <https://s1.sos.mo.gov/cmsimages/adrules/csr/current/10csr/10c20-6.pdf>. A continuing authority's name must be listed exactly as it appears on the Missouri Secretary of State's (SoS's) webpage: <https://bsd.sos.mo.gov/BusinessEntity/BESearch.aspx?SearchType=0>, unless the continuing authority is an individual(s), government entity, or otherwise not required to register with the SoS.
5. Operator – Provide the name, certificate number, title, mailing address, primary phone number, and email address of the operator of the facility.
6. Provide the name, title, mailing address, primary phone number, and email address of a person who is thoroughly familiar with the operation of the facility and with the facts reported in this application and who can be contacted by the department.

7.1 Process Flow Diagram Examples

WASTEWATER TREATMENT LAGOON



WASTEWATER TREATMENT FACILITY



7.2 A map is available on the web at

<https://modnr.maps.arcgis.com/apps/webappviewer/index.html?id=1d81212e0854478ca0dae87c33c8c5ce> or from the Department of Natural Resources' Geological Survey in Rolla at 573-368-2125.

7.3-7.8 Self – explanatory.

7.9 If wastewater is land-applied submit Form I: <https://dnr.mo.gov/document-search/form-i-permit-application-operation-wastewater-irrigation-systems-mo-780-1686>.

7.10-8. Self-explanatory

9.1 A copy of 10 CSR 25 is available at www.sos.mo.gov/adrules/csr/current/10csr/10csr.asp#10-25.

9.2-9.9 Self – explanatory.

PART B – ADDITIONAL APPLICATION INFORMATION

10.-14. Self-explanatory

PART C – CERTIFICATION

15. Electronic Discharge Monitoring Report (eDMR) Submission System – Visit the eDMR site at <http://dnr.mo.gov/env/wpp/edmr.htm> and click on the "Facility Participation Package" link. The eDMR Permit Holder and Certifier Registration Form and information about the eDMR system can be found in the Facility Participation Package. Waivers to electronic reporting may be granted by the department per 40 CFR 127.15 under certain, special circumstances. A written request must be submitted to the department for approval. Waivers may be granted to facilities owned or operated by:
 - a. members of religious communities that choose not to use certain technologies or
 - b. permittees located in areas with limited broadband access. The National Telecommunications and Information Administration (NTIA) in collaboration with the Federal Communications Commission (FCC) have created a broadband internet availability map: <https://broadbandmap.fcc.gov/#/>. Please contact the department if you need assistance.

INSTRUCTIONS FOR COMPLETING FORM B2
APPLICATION FOR OPERATING PERMIT FOR FACILITIES THAT RECEIVE PRIMARILY DOMESTIC WASTE AND HAVE
A DESIGN FLOW MORE THAN 100,000 GALLONS PER DAY
(continued)

16. **JetPay- Applicants can pay fees online by credit card or eCheck through a system called JetPay.**
- a. Per Section 37.001, RSMo, a transaction fee will be included. The transaction fee is paid to the third party vendor JetPay, not the Department of Natural Resources.
 - b. Be sure to select the correct fee type and corresponding URL to ensure your payment is applied appropriately. If you are unsure what type of fee to pay, please contact the Water Protection Program's Budget, Fees, and Grants Management Unit by phone at (573) 522-1485 for assistance.
 - c. Upon successful completion of your payment, JetPay provides a payment confirmation. Submit this form with a copy of the payment confirmation if requesting a new permit or a permit modification. For permit renewals of active permits, the department will invoice fees annually in a separate request.
 - d. If you are unable to make your payment online, but want to pay with credit card, you may email your name, phone number, and invoice number, if applicable, to wppfees@dnr.mo.gov. The Budget, Fees, and Grants Management Unit will contact you to assist with the credit card payment. **Please do not include your credit card information in the email.**
 - e. Applicants can find fee rates in 10 CSR 20-6.011 (<https://dnr.mo.gov/document-search/wastewater-treatment-facility-permit-fees-pub2564/pub2564>).
17. **Signature – All applications must be signed as follows and the signatures must be original:**
- a. For a corporation, by an officer having responsibility for the overall operation of the regulated facility or activity or for environmental matters.
 - b. For a partnership or sole proprietorship, by a general partner or the proprietor.
 - c. For a municipal, state, federal or other public facility, by either a principal executive officer or by an individual having overall responsibility for environmental matters at the facility.

PART D – EXPANDED EFFLUENT TESTING DATA

18. Self-explanatory. ML/MDL means minimum limit or minimum detection limit.

PART E – TOXICITY TESTING DATA

19. Self-explanatory.

PART F – INDUSTRIAL USER DISCHARGES AND RCRA/CERCLA WASTES

20. Federal regulations are available through the U.S. Government Printing Office at <https://www.gpo.gov/fdsys/browse/collectionCfr.action?collectionCode=CFR>.
- 20.1 Self-explanatory
- 20.2 A noncategorical significant industrial user is an industrial user that is not a CIU and meets one or more of the following:
- i. Discharges an average of 25,000 gallons per day or more of process wastewater to the treatment works (with certain exclusions).
 - ii. Contributes a process waste stream that makes up 5% or more of the average dry weather hydraulic or organic capacity of the treatment plant.
 - iii. Is designated as an SIU by the control authority.
- 21.-23.4 Self-explanatory.

PART G – COMBINED SEWER SYSTEMS

- 24.-25.4 Self-explanatory.

Submittal of an incomplete application may result in the application being returned.
This completed form and any attachments along with the applicable permit fees, should be submitted to:

cleanwaterpermits@dnr.mo.gov
or
Department of Natural Resources
Water Protection Program
ATTN: NPDES Permits and Engineering Section
P.O. Box 176
Jefferson City, MO 65102-0176

Map of regional offices with addresses and phone numbers are available on the web at <https://dnr.mo.gov/about-us/division-environmental-quality/regional-office>. If there are any questions concerning this form, contact the appropriate regional office or the Department of Natural Resources, Water Protection Program, Operating Permits Section at 800-361-4827 or 573-522-4502.

Lathrop, Missouri
Wastewater Treatment Facility Map

