

STATE OF MISSOURI
DEPARTMENT OF NATURAL RESOURCES

MISSOURI CLEAN WATER COMMISSION



MISSOURI STATE OPERATING PERMIT

In compliance with the Missouri Clean Water Law, (Chapter 644 R.S. Mo. as amended, hereinafter, the Law), and the Federal Water Pollution Control Act (Public Law 92-500, 92nd Congress) as amended,

Permit No.	MO-0088676
Owner:	City of Winfield
Address:	P. O. Box 59, Winfield, MO 63389
Continuing Authority:	Same as above
Address:	Same as above
Facility Name:	Winfield Municipal Lagoon
Facility Address:	0.25 miles east of Oak Street & Whiteside Street intersection, Winfield, MO 63389
Legal Description:	See Page 2
UTM Coordinates:	See Page 2
Receiving Stream:	See Page 2
First Classified Stream and ID:	See Page 2
USGS Basin & Sub-watershed No.:	See Page 2

is authorized to discharge from the facility described herein, in accordance with the effluent limitations and monitoring requirements as set forth herein:

FACILITY DESCRIPTION

See Page 2

This permit authorizes only wastewater discharges under the Missouri Clean Water Law and the National Pollutant Discharge Elimination System; it does not apply to other regulated areas. This permit may be appealed in accordance with Section 621.250 RSMo, Section 640.013 RSMo and Section 644.051.6 of the Law.

July 1, 2019
Effective Date

February 1, 2023
Modification Date

June 30, 2024
Expiration Date

Chris Wieberg, Director, Water Protection Program

FACILITY DESCRIPTION (continued):

Outfall #001 – POTW – SIC #4952

The use or operation of this facility shall be by or under the supervision of a Certified “C” Operator.

Lift station / Headworks structure (screening)/ Two cell lagoon / aerator basin (ammonia removal reactor) MBBR/ Flow equalization basin / UV disinfection / sludge hauled by a certified waste hauler and land applied

Design population equivalent is 3000.

Design flow is 300,000 gallons per day (0.300 MGD).

Actual flow is 133,000 gallons per day (0.133 MGD).

Design sludge production is 29.4 dry tons/year.

Legal Description:	SW ¼, SW ¼, NE ¼, Sec. 24, T49N, R2E, Lincoln County
UTM Coordinates:	X=696690, Y=4318678
Receiving Stream:	Tributary to McLean Creek
First Classified Stream and ID:	McLean Creek (C) (31)
USGS Basin & Sub-watershed No.:	(07110004-1107)

Permitted Feature INF – Influent Monitoring Location – Influent manhole

Permitted Feature SM1 – Instream Monitoring

Instream monitoring location – Upstream – bridge over McLean Creek on Guitar Road – See Special Condition #17

Legal Description:	Landgrant 00742, Lincoln County
UTM Coordinates:	X=696190, Y=4318935
Receiving Stream:	McLean Creek (C)
First Classified Stream and ID:	McLean Creek (C) (31)
USGS Basin & Sub-watershed No.:	(07110004-1107)

OUTFALL
#001

TABLE A-1.

FINAL EFFLUENT LIMITATIONS AND MONITORING REQUIREMENTS

The permittee is authorized to discharge from outfall(s) with serial number(s) as specified in the application for this permit. The final effluent limitations shall become effective on **February 1, 2023** and remain in effect until expiration of the permit. Such discharges shall be controlled, limited and monitored by the permittee as specified below:

EFFLUENT PARAMETER(S)	UNITS	FINAL EFFLUENT LIMITATIONS			MONITORING REQUIREMENTS	
		DAILY MAXIMUM	WEEKLY AVERAGE	MONTHLY AVERAGE	MEASUREMENT FREQUENCY	SAMPLE TYPE
eDMR Limit Set: M						
Flow	MGD	*		*	once/weekday**	24 hr. estimate
Biochemical Oxygen Demand ₅	mg/L		20	10	once/month	grab
Total Suspended Solids	mg/L		45	30	once/month	grab
<i>E. coli</i> (Note 1)	#/100mL		1,030	206	once/week	grab
Ammonia as N (Apr 1 – Sep 30) (Oct 1 – Mar 31)	mg/L	0.8 2.3		0.6 1.7	once/month	grab
Oil & Grease	mg/L	15		10	once/month	grab
EFFLUENT PARAMETER(S)	UNITS	MINIMUM		MAXIMUM	MEASUREMENT FREQUENCY	SAMPLE TYPE
pH – Units***	SU	6.5		9.0	once/month	grab
EFFLUENT PARAMETER(S)			UNITS	MONTHLY AVERAGE MINIMUM	MEASUREMENT FREQUENCY	SAMPLE TYPE
Biochemical Oxygen Demand ₅ – Percent Removal (Note 2)			%	85	once/month	calculated
Total Suspended Solids – Percent Removal (Note 2)			%	85	once/month	calculated

MONITORING REPORTS SHALL BE SUBMITTED **MONTHLY**; THE FIRST REPORT IS DUE **MARCH 28, 2023**. THERE SHALL BE NO DISCHARGE OF FLOATING SOLIDS OR VISIBLE FOAM IN OTHER THAN TRACE AMOUNTS.

* Monitoring requirement only.

** Once each weekday means: Monday, Tuesday, Wednesday, Thursday, and Friday.

*** pH is measured in pH units and is not to be averaged.

Note 1 - Effluent limitations and monitoring requirements for *E. coli* are applicable only during the recreational season from April 1 through October 31. The Monthly Average Limit for *E. coli* is expressed as a geometric mean. The Weekly Average for *E. coli* will be expressed as a geometric mean if more than one (1) sample is collected during a calendar week (Sunday through Saturday).

Note 2 – Influent sampling is not required when the facility does not discharge effluent during the reporting period. Samples are to be collected prior to any treatment process. Percent Removal is calculated by the following formula: [(Average Influent – Average Effluent) / Average Influent] x 100% = Percent Removal. The Average Influent and Average Effluent values are to be calculated by adding the respective values together and dividing by the number of samples taken during the month. Influent samples are to be collected as a grab sample.

OUTFALL
#001

TABLE A-2.

FINAL EFFLUENT LIMITATIONS AND MONITORING REQUIREMENTS

The permittee is authorized to discharge from outfall number(s) as specified in the application for this permit. The final effluent limitations in **Table A-2** shall become effective on **February 1, 2023** and remain in effect until expiration of the permit. Such discharges shall be controlled, limited and monitored by the permittee as specified below:

EFFLUENT PARAMETER(S)	UNITS	FINAL EFFLUENT LIMITATIONS			MONITORING REQUIREMENTS	
		DAILY MAXIMUM	WEEKLY AVERAGE	MONTHLY AVERAGE	MEASUREMENT FREQUENCY	SAMPLE TYPE
eDMR Limit Set: Q						
Total Phosphorus	mg/L	*		*	once/quarter****	grab
Total Kjeldahl Nitrogen	mg/L	*		*	once/quarter****	grab
Nitrite + Nitrate	mg/L	*		*	once/quarter****	grab
MONITORING REPORTS SHALL BE SUBMITTED QUARTERLY ; THE FIRST REPORT IS DUE <u>APRIL 28, 2023</u> .						

* Monitoring requirement only.
**** See table below for quarterly sampling requirements.

PERMITTED FEATURE INF	TABLE B-1. INFLUENT MONITORING REQUIREMENTS					
The monitoring requirements in Table B-1 shall become effective on <u>July 1, 2019</u> and remain in effect until expiration of the permit. The influent wastewater shall be monitored by the permittee as specified below:						
PARAMETER(S)	UNITS	MONITORING REQUIREMENTS				
		DAILY MAXIMUM	WEEKLY AVERAGE	MONTHLY AVERAGE	MEASUREMENT FREQUENCY	SAMPLE TYPE
eDMR Limit Set: IQ						
Ammonia as N	mg/L	*		*	once/quarter****	grab
Total Phosphorus	mg/L	*		*	once/quarter****	grab
Total Kjeldahl Nitrogen	mg/L	*		*	once/quarter****	grab
Nitrite + Nitrate	mg/L	*		*	once/quarter****	grab
MONITORING REPORTS SHALL BE SUBMITTED <u>QUARTERLY</u> ; THE FIRST REPORT IS DUE <u>OCTOBER 28, 2019</u> .						

* Monitoring requirement only.
**** See table below for quarterly sampling requirements.

Quarterly Minimum Sampling Requirements			
Quarter	Months	Quarterly Parameters	Report is Due
First	January, February, March	Sample at least once during any month of the quarter	April 28 th
Second	April, May, June	Sample at least once during any month of the quarter	July 28 th
Third	July, August, September	Sample at least once during any month of the quarter	October 28 th
Fourth	October, November, December	Sample at least once during any month of the quarter	January 28 th

PERMITTED FEATURE <u>SM1</u>	TABLE C-1. INSTREAM MONITORING REQUIREMENTS					
The monitoring requirements in Table C-1 shall become effective on <u>July 1, 2019</u> and remain in effect until expiration of the permit. The stream shall be monitored by the permittee as specified below:						
PARAMETER(S)	UNITS	MONITORING REQUIREMENTS				
		DAILY MAXIMUM		MONTHLY AVERAGE	MEASUREMENT FREQUENCY	SAMPLE TYPE
Limit Set: UM						
Ammonia as N	mg/L	*		*	once/quarter****	grab
Total Phosphorus	mg/L	*		*	once/quarter****	grab
Total Kjeldahl Nitrogen	mg/L	*		*	once/quarter****	grab
Nitrite + Nitrate	mg/L	*		*	once/quarter****	grab
MONITORING REPORTS SHALL BE SUBMITTED <u>QUARTERLY</u> ; THE FIRST REPORT IS DUE <u>OCTOBER 28, 2019</u> .						

* Monitoring requirement only.

**** See table below for quarterly sampling

Quarterly Minimum Sampling Requirements			
Quarter	Months	Quarterly Parameters	Report is Due
First	January, February, March	Sample at least once during any month of the quarter	April 28 th
Second	April, May, June	Sample at least once during any month of the quarter	July 28 th
Third	July, August, September	Sample at least once during any month of the quarter	October 28 th
Fourth	October, November, December	Sample at least once during any month of the quarter	January 28 th

D. STANDARD CONDITIONS

In addition to specified conditions stated herein, this permit is subject to the attached Parts I, II, & III standard conditions dated August 1, 2014, May 1, 2013, and August 1, 2019, and hereby incorporated as though fully set forth herein. Annual reports required per Standard Conditions Part III Section K shall be submitted online to the Department via the Department's eDMR system as an attachment. This supersedes Standard Conditions Part III Section K #4. EPA reports shall continue to be submitted online via the Central Data Exchange system.

E. SPECIAL CONDITIONS

1. Electronic Discharge Monitoring Report (eDMR) Submission System. Per 40 CFR Part 127 National Pollutant Discharge Elimination System (NPDES) Electronic Reporting Rule, reporting of effluent monitoring data and any report required by the permit (unless specifically directed otherwise by the permit) shall be submitted by the permittee via an electronic system to ensure timely, complete, accurate, and nationally consistent set of data about the NPDES program. All reports uploaded into the system shall be reasonably named so they are easily identifiable, such as "WET Test Chronic Outfall 002 Jan 2023," or "Outfall 004 Daily Data Mar 2025."
 - (a) eDMR Registration Requirements. The permittee must register with the Department's eDMR system through the Missouri Gateway for Environmental Management (MoGEM) before the first report is due. Registration and other information regarding MoGEM can be found at <https://dnr.mo.gov/data-e-services/missouri-gateway-environmental-management-mogem>. Information about the eDMR system can be found at <https://dnr.mo.gov/water/business-industry-other-entities/reporting/electronic-discharge-monitoring-reporting-system-edmr>. The first user shall register as an Organization Official and the association to the facility must be approved by the Department. Regarding Standard Conditions Part I, Section B, #7, the eDMR system is currently the only Department approved reporting method for this permit unless a waiver is granted by the Department. See paragraph (c) below.
 - (b) Electronic Submissions. To access the eDMR system, use the following link in your web browser: <https://apps5.mo.gov/mogems/welcome.action>. If you experience difficulties with using the eDMR system you may contact edmr@dnr.mo.gov or call 855-789-3889 or 573-526-2082 for assistance.

E. SPECIAL CONDITIONS (continued)

- (c) Waivers from Electronic Reporting. The permittee must electronically submit compliance monitoring data and reports unless a waiver is granted by the Department in compliance with 40 CFR Part 127. The permittee may obtain an electronic reporting waiver by first submitting an eDMR Waiver Request Form: <https://dnr.mo.gov/document-search/electronic-discharge-monitoring-report-waiver-request-form-mo-780-2692>. The Department will either approve or deny this electronic reporting waiver request within 120 calendar days.
2. The full implementation of this operating permit, which includes implementation of any applicable schedules of compliance, shall constitute compliance with all applicable federal and state statutes and regulations in accordance with §644.051.16, RSMo, and the Clean Water Act (CWA) section 402(k); however, this permit may be reopened and modified, or alternatively revoked and reissued:
- (a) To comply with any applicable effluent standard or limitation issued or approved under Sections 301(b)(2)(C) and (D), 304(b)(2), and 307(a)(2) of the CWA, if the effluent standard or limitation so issued or approved:
- (1) contains different conditions or is otherwise more stringent than any effluent limitation in the permit; or
- (2) controls any pollutant not limited in the permit.
- (b) To incorporate an approved pretreatment program or modification thereto pursuant to 40 CFR 403.8(c) or 40 CFR 403.18(e), respectively.
3. All outfalls must be clearly marked in the field. This does not include instream monitoring locations.
4. Report as no-discharge when a discharge does not occur during the report period. For instream samples, report as “no flow” if no stream flow occurs during the report period.
5. Reporting of Non-Detects:
- (a) An analysis conducted by the permittee or their contracted laboratory shall be conducted in such a way that the precision and accuracy of the analyzed result can be enumerated.
- (b) See sufficiently sensitive test method requirements in Standard Conditions Part I, Section A, No. 4 regarding proper testing and method minimum levels used for sample analysis.
- (c) The permittee shall not report a sample result as “Non-Detect” without also reporting the method minimum level of the test. Reporting as “Non Detect” without also including the method minimum level, will be considered failure to report, which is a violation of this permit.
- (d) The permittee shall provide the “Non-Detect” sample result using the less than symbol and the method minimum level (e.g., <50 µg/L, if the method minimum level for the parameter is 50 µg/L).
- (e) Where the permit contains a Department determined Minimum Quantification Level (ML) and the permittee is granted authority in the permit to report zero in lieu of the < ML for a specified parameter (conventional, priority pollutants, metals, etc.), then zero (0) is to be reported for that parameter.
- (f) For the daily maximum, the facility shall report the highest value. If the highest value was a non-detect, use the less than “<” symbol and the laboratory’s highest method minimum level.
- (g) For reporting an average based on all non-detected values, remove the “<” sign from the values, average the values, and then add the “<” symbol back to the resulting average.
- (h) For reporting an average based on a mix of detected and non-detected values (not including *E. coli*), assign a value of “0” for all non-detects for that reporting period and report the average of all the results.
- (i) When *E. coli* is not detected above the method minimum level, the permittee must report the data qualifier signifying less than detection limit for that parameter (e.g., <1 #/100mL, if the method minimum level is 1 #/100mL). For reporting a geometric mean based on a mix of detected and non-detected values, use one-half of the detection limit (instead of zero) for non-detects when calculating geometric means.
- (j) See the Fact Sheet Appendix - Non-Detect Example Calculations for further guidance.
6. It is a violation of the Missouri Clean Water Law to fail to pay fees associated with this permit (644.055 RSMo).
7. The permittee shall comply with any applicable requirements listed in 10 CSR 20-9, unless the facility has received written notification that the Department has approved a modification to the requirements. The monitoring frequencies contained in this permit shall not be construed by the permittee as a modification of the monitoring frequencies listed in 10 CSR 20-9. To request a modification of the operational control testing requirements listed in 10 CSR 20-9, the permittee shall submit a permit modification application and fee to the Department requesting a deviation from the operational control monitoring requirements. Upon approval of the request, the Department will modify the permit.

E. SPECIAL CONDITIONS (continued)

8. The permittee shall develop and implement a program for maintenance and repair of its collection system. The permittee may compare collection system performance results and other data with the benchmarks used in the Departments' Capacity, Management, Operation, And Maintenance (CMOM) Model located at <https://dnr.mo.gov/document-search/capacity-management-operations-maintenance-plan-editable-template>. Additional information regarding the Departments' CMOM Model is available at <https://dnr.mo.gov/print/document-search/pub2574>.

The permittee shall also submit a report to the St. Louis Regional Office via the Electronic Discharge Monitoring Report (eDMR) Submission System annually, by January 28th, for the previous calendar year. The report shall contain the following information:

- (a) A summary of the efforts to locate and eliminate specific sources of excessive infiltration and inflow into the collection system serving the facility for the previous year.
 - (b) A summary of the general maintenance and repairs to the collection system serving the facility for the previous year.
 - (c) A summary of any planned maintenance and repairs to the collection system serving the facility for the upcoming calendar year. This list shall include locations (GPS, 911 address, manhole number, etc.) and actions to be taken.
9. Bypasses are not authorized at this facility unless they meet the criteria in 40 CFR 122.41(m). If a bypass occurs, the permittee shall report in accordance to 40 CFR 122.41(m)(3), and with Standard Condition Part I, Section B, subsection 2. Bypasses are to be reported to the Saint Louis Regional Office during normal business hours or by using the online Sanitary Sewer Overflow/Facility Bypass Application located at: <https://dnr.mo.gov/data-e-services/missouri-gateway-environmental-management-mogem> or the Environmental Emergency Response spill-line at 573-634-2436 outside of normal business hours. Once an electronic reporting system compliant with 40 CFR Part 127, the National Pollutant Discharge Elimination System (NPDES) Electronic Reporting Rule, is available all bypasses must be reported electronically via the new system. Blending, which is the practice of combining a partially-treated wastewater process stream with a fully-treated wastewater process stream prior to discharge, is not considered a form of bypass. If the permittee wishes to utilize blending, the permittee shall file an application to modify this permit to facilitate the inclusion of appropriate monitoring conditions.
10. The facility must be sufficiently secured to restrict entry by children, livestock and unauthorized persons as well as to protect the facility from vandalism.
11. An Operation and Maintenance (O & M) manual shall be maintained by the permittee and made available to the operator. The O & M manual shall include key operating procedures and a brief summary of the operation of the facility.
12. An all-weather access road to the treatment facility shall be maintained.
13. The outfall sewer shall be protected and maintained against the effects of floodwater, ice, or other hazards as to reasonably insure its structural stability, freedom from stoppage, and that a sample of the effluent can be obtained at a point after the final treatment process and before the discharge mixes with the receiving waters.
14. Sludge treatment, storage and disposal practices shall be conducted in accordance with Standard Conditions Part III. The permittee shall receive approval for any sludge treatment, storage, or disposal practices not identified in the facility description of the operating permit.
15. The lagoons shall be operated and maintained to ensure their structural integrity, which includes maintaining adequate freeboard and keeping the berms free of deep-rooted vegetation, animal dens, or other potential sources of damage.
16. The facility shall ensure that adequate provisions are provided to prevent or minimize surface water intrusion into the lagoon and to divert stormwater runoff around the lagoon and protect embankments from erosion.
17. Receiving Water Monitoring Conditions
- (a) In-stream receiving water samples should be taken at the location(s) specified on Page 2 of this permit. In the event that a safe, accessible location is not present at the location(s) listed, a suitable location can be negotiated with the Department. Samples should be taken at least four feet from the bank or from the middle of the stream (whichever is less) and 6-inches below the surface if possible.
 - (b) When conducting in-stream monitoring, the permittee shall record observations that include: the time of day, weather conditions, unusual stream characteristics (e.g., septic conditions, algae growth, etc.), the stream segment (e.g., riffle, pool or run) from where the sample was collected. These observations shall be submitted with the sample results.

E. SPECIAL CONDITIONS (continued)

- (c) Samples shall not be collected from areas with especially turbulent flow, still water or from the stream bank, unless these conditions are representative of the stream reach or no other areas are available for sample collection. Sampling should not be made when significant precipitation has occurred recently. The sampling event should be terminated and rescheduled if any of the following conditions occur:
 - If turbidity in the stream increases notably; or
 - If rainfall over the past two weeks exceeds 2.5 inches or exceeds 1 inch in the last 24 hours
- (d) Always use the correct sampling technique and handling procedure specified for the parameter of interest. Please refer to the latest edition of Standard Methods for the Examination of Water and Wastewater for further discussion of proper sampling techniques. All analyses must be conducted in accordance with an approved EPA method. Meters shall be calibrated immediately (within 1 hour) prior to the sampling event.
- (e) Please contact the Department if you need additional instructions or assistance.

F. NOTICE OF RIGHT TO APPEAL

If you were adversely affected by this decision, you may be entitled to pursue an appeal before the administrative hearing commission (AHC) pursuant to Sections 621.250 and 644.051.6 RSMo. To appeal, you must file a petition with the AHC within thirty days after the date this decision was mailed or the date it was delivered, whichever date was earlier. If any such petition is sent by registered mail or certified mail, it will be deemed filed on the date it is mailed; if it is sent by any method other than registered mail or certified mail, it will be deemed filed on the date it is received by the AHC. Any appeal should be directed to:

Administrative Hearing Commission
U.S. Post Office Building, Third Floor
131 West High Street, P.O. Box 1557
Jefferson City, MO 65102-1557
Phone: 573-751-2422
Fax: 573-751-5018
Website: <https://ahc.mo.gov>

**Missouri Department of Natural Resources
Factsheet Addendum
For Construction Permit/Modification
#MO-0088676
Winfield WWTF**

This addendum gives pertinent information regarding modification(s) to the above listed operating permit for a public comment process. An addendum is not an enforceable part of a Missouri State Operating Permit.

Part I – Proposed Construction

The construction involves upgrades and modifications to this facility. Existing forcemain will be eliminated and a gravity system installed above a new headworks structure. A lift station will be installed below the screening components. One cell of the three cell lagoon system will be converted to a flow equalization basin. A baffle will be installed in the northwest cell in addition to multiple static tube air diffusers. An aeration chamber will be installed below the baffled cell and an additional cell constructed to discharge into the new ultraviolet disinfection system.

Facility Description:

Lift station / Headworks structure (screening)/ Two cell lagoon / aerator basin (ammonia removal reactor) / Flow equalization basin / UV disinfection / sludge hauled by a certified waste hauler and land applied

Part II – Reason for the Modification

This operating permit is hereby modified to accomplish ammonia removal to meet final effluent limits and, with the addition of an ultraviolet disinfection system, *E. coli* limits.

The facility has proposed baffling an existing lagoon cell; installing static tube diffusers for aeration in the partitioned cell; installing a moving bed biofilm reactor (aeration chamber) after cell two; installing an overflow basin after the MBBR; and installing a UV disinfection system. The construction is being covered under CP0002002, with a statement of work complete received January 4, 2023.

The facility description was changed and interim limits and the schedule of compliance removed.

2023 Modification: Changes to the permit since the 2018 modification public notice and the 2019 permit renewal include updated edmr language and bypass links to reflect the Department's new webpage that went live in 2021. The 2018 permit modification had the treatment technology labeled as a demonstration technology, in the time that Winfield has been under construction that technology has become accepted and the year of increased monitoring has been removed. Appeal language, reporting of non-detects and Standard Conditions Part III were updated.

Part III – Operator Certification Requirements

☒ - This facility is required to have a certified operator.

As per [10 CSR 20-6.010(8) Terms and Conditions of a Permit], the permittee shall operate and maintain facilities to comply with the Missouri Clean Water Law and applicable permit conditions and regulations. Operators or supervisors of operations at regulated wastewater treatment facilities shall be certified in accordance with [10 CSR 20-9.020(2)] and any other applicable state law or regulation. As per [10 CSR 20-9.020(2)(A)], requirements for operation by certified personnel shall apply to all wastewater treatment systems, if applicable, as listed below:

Owned or operated by or for a

☒ - Municipalities

☐ - Federal agency

☐ - County

☐ - Public Sewer District

☐ - State agency

☐ - Private Sewer Company regulated by the Public Service Commission

☐ - Public Water Supply Districts

This facility currently requires an operator with a “C” Certification Level. Please see **Appendix - Classification Worksheet**. Modifications made to the wastewater treatment facility may cause the classification to be modified.

<https://apps5.mo.gov/operator/index.do>

Operator's Name: Tim Flag
Certification Number: 2056
Certification Level: A

The listing of the operator above only signifies that staff drafting this operating permit have reviewed appropriate Department records and determined that the name listed on the operating permit application has the correct and applicable Certification Level.

Part IV – Rationale and Derivation of Effluent Limitations & Permit Conditions

ANTI-BACKSLIDING:

A provision in the Federal Regulations [CWA §303(d)(4); CWA §402(o); 40 CFR Part 122.44(l)] that requires a reissued permit to be as stringent as the previous permit with some exceptions.

☒ - Limitations in this operating permit for the reissuance of this permit conform to the anti-backsliding provisions of Section 402(o) of the Clean Water Act, and 40 CFR Part 122.44.

ANTIDEGRADATION:

In accordance with Missouri's Water Quality Standard [10 CSR 20-7.031(3)], for domestic wastewater discharge with new, altered, or expanding discharges, the Department is to document by means of Antidegradation Review that the use of a water body's available assimilative capacity is justified. In accordance with Missouri's water quality regulations for antidegradation [10 CSR 20-7.031(3)], degradation may be justified by documenting the socio-economic importance of a discharge after determining the necessity of the discharge. Facilities must submit the antidegradation review request to the Department prior to establishing, altering, or expanding discharges. See <https://dnr.mo.gov/water/business-industry-other-entities/permits-certification-engineering-fees/wastewater/construction-engineering/antidegradation>

☒ - This permit contains new and/or expanded discharge; please see **APPENDIX FOR ANTIDEGRADATION ANALYSIS**.

BIOSOLIDS & SEWAGE SLUDGE:

Biosolids are solid materials resulting from domestic wastewater treatment that meet federal and state criteria for beneficial uses (i.e. fertilizer). Sewage sludge is solids, semi-solids, or liquid residue generated during the treatment of domestic sewage in a treatment works; including but not limited to, domestic septage; scum or solids removed in primary, secondary, or advanced wastewater treatment process; and a material derived from sewage sludge. Sewage sludge does not include ash generated during the firing of sewage sludge in a sewage sludge incinerator or grit and screening generated during preliminary treatment of domestic sewage in a treatment works. Additional information regarding biosolids and sludge is located at the following web address: <http://extension.missouri.edu/main/DisplayCategory.aspx?C=74>, items WQ422 through WQ449.

☒ - Permittee is not authorized to land apply biosolids. Sludge/biosolids are removed by contract hauler.

COMPLIANCE AND ENFORCEMENT:

Enforcement is the action taken by the Water Protection Program (WPP) to bring an entity into compliance with the Missouri Clean Water Law, its implementing regulations, and/or any terms and conditions of an operating permit. The primary purpose of the enforcement activity in the WPP is to resolve violations and return the entity to compliance.

☒ - The facility is currently under enforcement action. The installation of the disinfection system is to help resolve part the enforcement issue related to failure to meet *E. Coli* effluent limits. The facility has signed an [Abatement Order on Consent](#) with the Department to resolve the issues.

Part VI – Effluent Limits Determination (Outfall #001)

OUTFALL #001 – MAIN FACILITY OUTFALL

Effluent limitations derived and established in the below Effluent Limitations Table are based on current operations of the facility. Future permit action due to facility modification may contain new operating permit terms and conditions that supersede the terms and conditions, including effluent limitations, of this operating permit.

EFFLUENT LIMITATIONS TABLE:

PARAMETER	Unit	Basis for Limits	Daily Maximum	Weekly Average	Monthly Average	Previous Permit Limit	Sampling Frequency	Reporting Frequency	Sample Type ****
Flow	MGD	1	*		*	*/	1/week-days	monthly	E
BOD ₅	mg/L	1,4		20	10	65/45	1/month	monthly	G
TSS	mg/L	1,2,4		45	30	110/70	1/month	monthly	G
<i>Escherichia coli</i> **	#/100mL	1, 3		1030	206	1030/206	1/week	monthly	G
Ammonia as N (Apr 1 – Sep 30) (Final)	mg/L	2, 3	0.8		0.6	*/	1/month	monthly	G
Ammonia as N (Oct 1 – Mar 31) (Final)	mg/L	2, 3	2.3		1.7	*/	1/month	monthly	G
Oil & Grease	mg/L	1, 3	15		10	15/10	1/month	monthly	G
Total Nitrogen	mg/L	1	*		*		1/quarter	quarterly	G
Total Phosphorus	mg/L	1	*		*		1/quarter	quarterly	G
Acute Whole Effluent Toxicity	TUa	1, 9	*			Pass/Fail	1/permit cycle	1/permit cycle	G
PARAMETER	Unit	Basis for Limits	Minimum		Maximum	Previous Permit Limit	Sampling Frequency	Reporting Frequency	Sample Type
pH	SU	1	6.5		9.0	6.5–9.0	1/month	monthly	G
PARAMETER	Unit	Basis for Limits			Monthly Avg Min	Previous Permit Limit	Sampling Frequency	Reporting Frequency	Sample Type
BOD ₅ Percent Removal	%	1			85	65	1/month	monthly	M
TSS Percent Removal	%	1			85	65	1/month	monthly	M

* - Monitoring requirement only.

** - #/100mL; the Monthly Average for *E. coli* is a geometric mean.

*** - Parameter not previously established in previous state operating permit.

**** - C = 24-hour composite

G = Grab

T = 24-hr. total

E = 24-hr. estimate

Basis for Limitations Codes:

- | | | |
|--|-----------------------------------|----------------------------------|
| 1. State or Federal Regulation/Law | 5. Antidegradation Policy | 9. WET Test Policy |
| 2. Water Quality Standard (includes RPA) | 6. Water Quality Model | 10. Multiple Discharger Variance |
| 3. Water Quality Based Effluent Limits | 7. Best Professional Judgment | |
| 4. Antidegradation Review | 8. TMDL or Permit in lieu of TMDL | |

OUTFALL #001 – DERIVATION AND DISCUSSION OF LIMITS:

- **FLOW.** In accordance with [40 CFR Part 122.44(i)(1)(ii)] the volume of effluent discharged from each outfall is needed to assure compliance with permitted effluent limitations. If the permittee is unable to obtain effluent flow, then it is the responsibility of the permittee to inform the Department, which may require the submittal of an operating permit modification.

- **Biochemical Oxygen Demand (BOD₅).**

☒ - 45mg/L as a Weekly Average and 30 mg/L as a Monthly Average. Please see the **APPLICABLE DESIGNATION OF WATERS OF THE STATE** sub-section of the **Effluent Limits Determination.**

- **Total Suspended Solids (TSS).**

☒ - 45 mg/L as a Weekly Average and 30 mg/L as a Monthly Average. Please see the **APPLICABLE DESIGNATION OF WATERS OF THE STATE** sub-section of the **Effluent Limits Determination.**

The modifications made to the lagoon, in particular the addition of the aeration basins means that it no longer functions as a typical lagoon and as a result the facility no longer qualifying for Equivalent to Secondary limitation.

- **Biochemical Oxygen Demand (BOD₅) Percent Removal.** In accordance with 40 CFR Part 133, removal efficiency is a method by which the Federal Regulations define Secondary Treatment and Equivalent to Secondary Treatment, which applies to Biochemical Oxygen Demand 5-day (BOD₅) and Total Suspended Solids (TSS) for Publicly Owned Treatment Works (POTWs)/municipals. This facility is required to meet 85% removal efficiency for BOD₅.
- **Total Suspended Solids (TSS) Percent Removal.** In accordance with 40 CFR Part 133, removal efficiency is a method by which the Federal Regulations define Secondary Treatment and Equivalent to Secondary Treatment, which applies to Biochemical Oxygen Demand 5-day (BOD₅) and Total Suspended Solids (TSS) for Publicly Owned Treatment Works (POTWs)/municipals. This facility is required to meet 85% removal efficiency for TSS.

OUTFALL #001 – GENERAL CRITERIA CONSIDERATIONS:

In accordance with 40 CFR 122.44(d)(1), effluent limitations shall be placed into the permit for those pollutants which have been determined to cause, have the reasonable potential to cause, or contribute to an excursion above any State water quality standard, including State narrative criteria for water quality. The rule further states that pollutants which have been determined to cause, have the reasonable potential to cause, or contribute to an excursion above a narrative criterion within an applicable State water quality standard, the permit shall contain a numeric effluent limitation to protect that narrative criterion. In order to comply with this regulation, the permit writer will complete reasonable potential determinations on whether the discharge will violate any of the general criteria listed in 10 CSR 20-7.031(4). These specific requirements are listed below followed by derivation and discussion (the lettering matches that of the rule itself, under 10 CSR 20-7.031(4)). It should also be noted that Section 644.076.1, RSMo as well as Section D – Administrative Requirements of Standard Conditions Part I of this permit states that it shall be unlawful for any person to cause or permit any discharge of water contaminants from any water contaminant or point source located in Missouri that is in violation of sections 644.006 to 644.141 of the Missouri Clean Water Law or any standard, rule or regulation promulgated by the commission.

- (A) Waters shall be free from substances in sufficient amounts to cause the formation of putrescent, unsightly or harmful bottom deposits or prevent full maintenance of beneficial uses. The discharge from this facility is made up of treated domestic wastewater. Based on a review of a recent Report of Compliance Inspection for the inspection conducted on September 26, 2013, no evidence of an excursion of this criterion has been observed by the Department in the past and the facility has not disclosed any other information related to the characteristics of the discharge on their permit application which has the potential to cause or contribute to an excursion of this narrative criterion. Additionally, the proposed facility utilizes secondary treatment technology and is expected to maintain compliance with these new effluent limitations. Based on the information reviewed during the drafting of this permit, these final effluent limitations appear to be protective of this criterion. . Therefore, the proposed discharge does not have the reasonable potential to cause or contribute to an excursion of this criterion.
- (B) Waters shall be free from oil, scum and floating debris in sufficient amounts to be unsightly or prevent full maintenance of beneficial uses. Please see (A) above as justification is the same.
- (C) Waters shall be free from substances in sufficient amounts to cause unsightly color or turbidity, offensive odor or prevent full maintenance of beneficial uses. Please see (A) above as justification is the same.
- (D) Waters shall be free from substances or conditions in sufficient amounts to result in toxicity to human, animal or aquatic life. This permit contains final effluent limitations which are protective of both acute and chronic toxicity for various pollutants that are either expected to be discharged by domestic wastewater facilities or that were disclosed by this facility on the application for permit coverage. Based on the information reviewed during the drafting of this permit, it has been determined if the facility meets

final effluent limitations established in this permit, there is no reasonable potential for the discharge to cause an excursion of this criterion.

(E) There shall be no significant human health hazard from incidental contact with the water. Please see (D) above as justification is the same.

(F) There shall be no acute toxicity to livestock or wildlife watering. Please see (D) above as justification is the same.

(G) Waters shall be free from physical, chemical or hydrologic changes that would impair the natural biological community. Please see (A) above as justification is the same.

(H) Waters shall be free from used tires, car bodies, appliances, demolition debris, used vehicles or equipment and solid waste as defined in Missouri's Solid Waste Law, section 260.200, RSMo, except as the use of such materials is specifically permitted pursuant to section 260.200-260.247. The discharge from this facility is made up of treated domestic wastewater. No evidence of an excursion of this criterion has been observed by the Department in the past and the facility has not disclosed any other information related to the characteristics of the discharge on their permit application which has the potential to cause or contribute to an excursion of this narrative criterion. Additionally, any solid wastes received or produced at this facility are wholly contained in appropriate storage facilities, are not discharged, and are disposed of offsite. This discharge is subject to Standard Conditions Part III, which contains requirements for the management and disposal of sludge to prevent its discharge. Therefore, this discharge does not have reasonable potential to cause or contribute to an excursion of this criterion.

Part VII – Cost Analysis for Compliance

Pursuant to Section 644.145, RSMo, when issuing permits under this chapter that incorporate a new requirement for discharges from publicly owned combined or separate sanitary or storm sewer systems or publicly owned treatment works, or when enforcing provisions of this chapter or the Federal Water Pollution Control Act, 33 U.S.C. 1251 et seq., pertaining to any portion of a publicly owned combined or separate sanitary or storm sewer system or [publicly owned] treatment works, the Department of Natural Resources shall make a “finding of affordability” on the costs to be incurred and the impact of any rate changes on ratepayers upon which to base such permits and decisions, to the extent allowable under this chapter and the Federal Water Pollution Control Act. This process is completed through a cost analysis for compliance. Permits that do not include new requirements may be deemed affordable.

☒ - The Department is not required to determine Cost Analysis for Compliance because the permit contains no new conditions or requirements that convey a new cost to the facility.

Part VIII – Administrative Requirements

On the basis of preliminary staff review and the application of applicable standards and regulations, the Department, as administrative agent for the Missouri Clean Water Commission, proposes to issue a permit(s) subject to certain effluent limitations, schedules, and special conditions contained herein and within the operating permit. The proposed determinations are tentative pending public comment.

PUBLIC NOTICE:

The Department shall give public notice that a draft permit has been prepared and its issuance is pending. Additionally, public notice will be issued if a public hearing is to be held because of a significant degree of interest in and water quality concerns related to a draft permit. No public notice is required when a request for a permit modification or termination is denied; however, the requester and permittee must be notified of the denial in writing. The Department must issue public notice of a pending operating permit or of a new or reissued statewide general permit. The public comment period is the length of time not less than 30 days following the date of the public notice which interested persons may submit written comments about the proposed permit. For persons wanting to submit comments regarding this proposed operating permit, then please refer to the Public Notice page located at the front of this draft operating permit. The Public Notice page gives direction on how and where to submit appropriate comments.

☒ - The Public Notice period for this operating permit is tentatively scheduled to begin on November 2, 2018. The Public Notice period for this operating permit was from November 2, 2018 to December 3, 2018. No responses received.

Date of addendum: October 9, 2018; August 1, 2022

Completed by:

Diane Reinhardt
Engineering Section
Water Protection Program

Updated by:

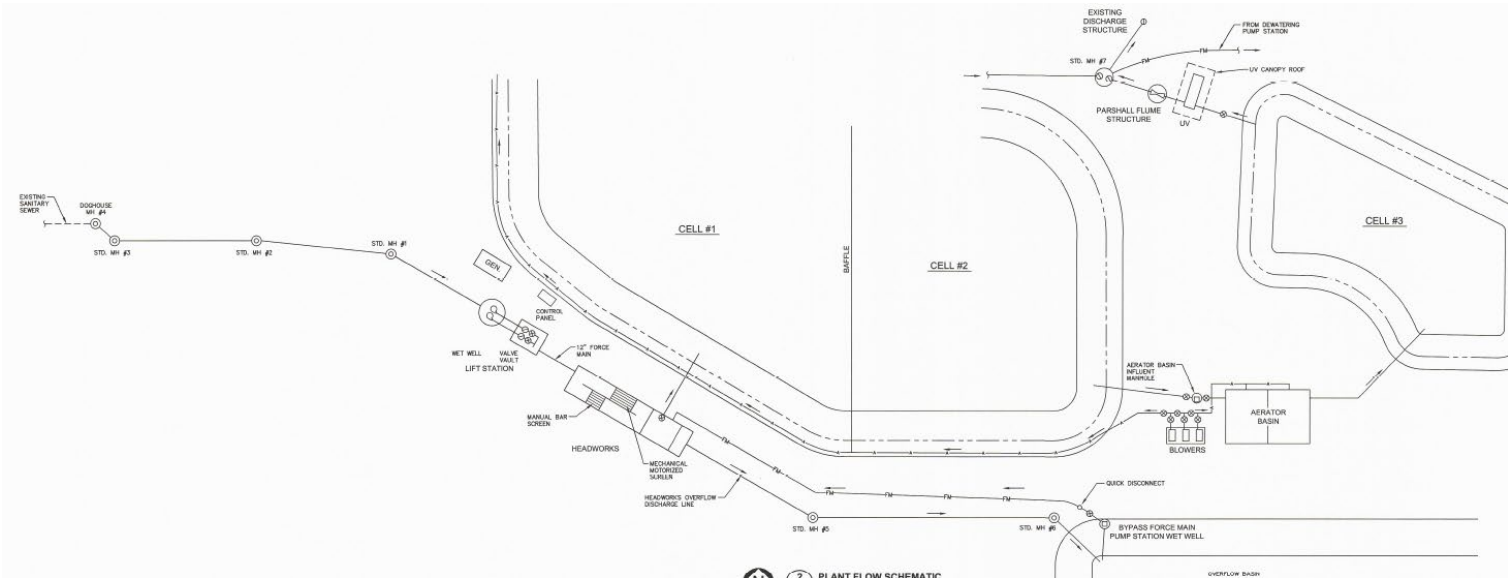
Leasue Meyers, EI
Engineering Section
Water Protection Program
Leasue.meyers@dnr.mo.gov

Appendices

APPENDIX - CLASSIFICATION WORKSHEET:

ITEM	POINTS POSSIBLE	POINTS ASSIGNED
Maximum Population Equivalent (P.E.) served (Max 10 pts.)	1 pt./10,000 PE or major fraction thereof.	
Maximum: 10 pt Design Flow (avg. day) or peak month; use greater (Max 10 pts.)	1 pt. / MGD or major fraction thereof.	1
EFFLUENT DISCHARGE RECEIVING WATER SENSITIVITY:		
Missouri or Mississippi River	0	
All other stream discharges except to losing streams and stream reaches supporting whole body contact	1	1
Discharge to lake or reservoir outside of designated whole body contact recreational area	2	
Discharge to losing stream, or stream, lake or reservoir area supporting whole body contact recreation	3	
PRELIMINARY TREATMENT - Headworks		
Screening and/or comminution	3	3
Grit removal	3	
Plant pumping of main flow (lift station at the headworks)	3	
PRIMARY TREATMENT		
Primary clarifiers	5	
Combined sedimentation/digestion	5	
Chemical addition (except chlorine, enzymes)	4	
REQUIRED LABORATORY CONTROL – performed by plant personnel (highest level only)		
Push – button or visual methods for simple test such as pH, Settleable solids	3	
Additional procedures such as DO, COD, BOD, titrations, solids, volatile content	5	5
More advanced determinations such as BOD seeding procedures, fecal coliform, nutrients, total oils, phenols, etc.	7	
Highly sophisticated instrumentation, such as atomic absorption and gas chromatograph	10	
ALTERNATIVE FATE OF EFFLUENT		
Direct reuse or recycle of effluent	6	
Land Disposal – low rate	3	
High rate	5	
Overland flow	4	
Total from page ONE (1)	----	10

APPENDIX A- PROCESS DIAGRAM:



APPENDIX - CLASSIFICATION WORKSHEET (CONTINUED):

ITEM	POINTS POSSIBLE	POINTS ASSIGNED
VARIATION IN RAW WASTE (highest level only) (DMR exceedances and Design Flow exceedances)		
Variation do not exceed those normally or typically expected	0	
Recurring deviations or excessive variations of 100 to 200 % in strength and/or flow	2	
Recurring deviations or excessive variations of more than 200 % in strength and/or flow	4	4
Raw wastes subject to toxic waste discharge	6	
SECONDARY TREATMENT		
Trickling filter and other fixed film media with secondary clarifiers	10	
Activated sludge with secondary clarifiers (including extended aeration and oxidation ditches)	15	
Stabilization ponds without aeration	5	
Aerated lagoon	8	8
Advanced Waste Treatment Polishing Pond	2	
Chemical/physical – without secondary	15	
Chemical/physical – following secondary	10	
Biological or chemical/biological	12	
Carbon regeneration	4	
DISINFECTION		
Chlorination or comparable	5	
Dechlorination	2	
On-site generation of disinfectant (except UV light)	5	
UV light	4	4
SOLIDS HANDLING - SLUDGE		
Solids Handling Thickening	5	
Anaerobic digestion	10	
Aerobic digestion	6	
Evaporative sludge drying	2	
Mechanical dewatering	8	
Solids reduction (incineration, wet oxidation)	12	
Land application	6	
Total from page TWO (2)	----	16
Total from page ONE (1)	---	10
Grand Total	---	26

APPENDIX E- NON-DETECT EXAMPLE CALCULATIONS:

Example: Permittee has four samples for Pollutant X which has a method minimum level of 5 mg/L and is to report a Daily Maximum and Monthly Average.

Week 1 = 11.4 mg/L
Week 2 = Non-Detect or <5.0 mg/L
Week 3 = 7.1 mg/L
Week 4 = Non-Detect or <5.0 mg/L

For this example, use subpart (h) - For reporting an average based on a mix of detected and non-detected values (not including *E. coli*), assign a value of "0" for all non-detects for that reporting period and report the average of all the results.

$$11.4 + 0 + 7.1 + 0 = 18.5 \div 4 \text{ (number of samples)} = 4.63 \text{ mg/L.}$$

The Permittee reports a Monthly Average of 4.63 mg/L and a Daily maximum of 11.4 mg/L (Note the < symbol was dropped in the answers).

Example: Permittee has five samples for Pollutant Y that has a method minimum level of 9 µg/L and is to report a Daily Maximum and Monthly Average.

Day 1 = Non-Detect or <9.0 µg/L
Day 2 = Non-Detect or <9.0 µg/L
Day 3 = Non-Detect or <9.0 µg/L
Day 4 = Non-Detect or <9.0 µg/L
Day 5 = Non-Detect or <9.0 µg/L

For this example, use subpart (g) - For reporting an average based on all non-detected values, remove the "<" sign from the values, average the values, and then add the "<" symbol back to the resulting average.

$$(9 + 9 + 9 + 9 + 9) \div 5 \text{ (number of samples)} = <9 \text{ µg/L.}$$

The Permittee reports a Monthly Average of <9.0 µg/L (retain the 'less than' symbol) and a Daily Maximum of <9.0 µg/L.

Example: Permittee has four samples for Pollutant Z where the first two tests were conducted using a method with a method minimum level of 4 µg/L and the remaining two tests were conducted using a different method that has a method minimum level of <6 µg/L and is to report a Monthly Average and a Weekly Average.

Week 1 = Non-Detect or <4.0 µg/L
Week 2 = Non-Detect or <4.0 µg/L
Week 3 = Non-Detect or <6.0 µg/L
Week 4 = Non-Detect or <6.0 µg/L

For this example, use subpart (g) - For reporting an average based on all non-detected values, remove the "<" sign from the values, average the values, and then add the "<" symbol back to the resulting average.

$$(4 + 4 + 6 + 6) \div 4 \text{ (number of samples)} = <5 \text{ µg/L. (Monthly)}$$

The facility reports a Monthly Average of <5.0 µg/L and a Weekly Average of <6.0 µg/L.

APPENDIX E- NON-DETECT EXAMPLE CALCULATIONS (Continued):

Example: Permittee has five samples for Pollutant Z where the first two tests were conducted using a method with a method minimum level of 4 µg/L and the remaining three tests were conducted using a different method that has a method minimum level of <6 µg/L and is to report a Monthly Average and a Weekly Average.

Week 1 = Non-Detect or <4.0 µg/L
Week 2 = Non-Detect or <4.0 µg/L
Week 2 = Non-Detect or <6.0 µg/L
Week 3 = Non-Detect or <6.0 µg/L
Week 4 = Non-Detect or <6.0 µg/L

For this example, use subpart (g) - For reporting an average based on all non-detected values, remove the “<” sign from the values, average the values, and then add the “<” symbol back to the resulting average.

$(4 + 4 + 6 + 6 + 6) \div 5$ (number of samples) = <5.2 µg/L. (Monthly)
 $(4 + 6) \div 2$ (number of samples) = <5 µg/L. (Week 2)

The facility reports a Monthly Average of <5.2 µg/L and a Weekly Average of <6.0 µg/L (report highest Weekly Average value)

Example: Permittee has four samples for Pollutant Z where the tests were conducted using a method with a method minimum level of 10 µg/L and is to report a Monthly Average and Daily Maximum. The permit lists that Pollutant Z has a Department determined Minimum Quantification Level (ML) of 130 µg/L.

Week 1 = 12 µg/L
Week 2 = 52 µg/L
Week 3 = Non-Detect or <10 µg/L
Week 4 = 133 µg/L

For this example, use subpart (h) - For reporting an average based on a mix of detected and non-detected values (not including *E. coli*), assign a value of “0” for all non-detects for that reporting period and report the average of all the results.

For this example, $(12 + 52 + 0 + 133) \div 4$ (number of samples) = $197 \div 4 = 49.3$ µg/L.

The facility reports a Monthly Average of 49.3 µg/L and a Daily Maximum of 133 µg/L.

Example: Permittee has five samples for *E. coli* which has a method minimum level of 1 #/100mL and is to report a Weekly Average (seven (7) day geometric mean) and a Monthly Average (thirty (30) day geometric mean).

Week 1 = 102 #/100mL
Week 2 (Monday) = 400 #/100mL
Week 2 (Friday) = Non-Detect or <1 #/100mL
Week 3 = 15 #/100mL
Week 4 = Non-Detect or <1 #/100mL

For this example, use subpart (i) - When *E. coli* is not detected above the method minimum level, the permittee must report the data qualifier signifying less than detection limit for that parameter (e.g., <1 #/100mL, if the method minimum level is 1 #/100mL). For reporting a geometric mean based on a mix of detected and non-detected values, use one-half of the detection limit (instead of zero) for non-detects when calculating geometric means. The Geometric Mean is calculated by multiplying all of the data points and then taking the nth root of this product, where n = # of samples collected.

The Monthly Average (30 day Geometric Mean) = 5th root of $(102)(400)(0.5)(15)(0.5)$ = 5th root of 153,000 = 10.9 #/100mL.
The 7 day Geometric Mean = 2nd root of $(400)(0.5)$ = 2nd root of 200 = 14.1 #/100mL. (Week 2)

The Permittee reports a Monthly Average (30 day Geometric Mean) of 10.9 #/100mL and a Weekly Average (7 day geometric mean) of 102 #/100mL (report highest Weekly Average value)

APPENDIX D- ANTIDEGRADATION REVIEW:



SEP 21 2018

Mr. Ryan Ruckel
Mayor of the City of Winfield
51 Harry's Way
Winfield, MO 63389

**RE: Water Quality and Antidegradation Review Preliminary Determination for
Winfield Wastewater Treatment Facility, MO-0088676, Lincoln County**

Dear Mayor Ruckel:

In accordance with the *Missouri Antidegradation Rule and Implementation Procedure (AIP)*, your proposed discharge is subject to an Antidegradation Review. The enclosed *Water Quality and Antidegradation Review (WQAR)* summarizes this preliminary determination based upon your Winfield WWTF Antidegradation Review Report dated July 2018, which proposed several upgrades to the existing lagoon system including: installing a lift station and a new headworks structure (screening), converting one cell of the three-cell lagoon system into a flow equalization basin, installing a baffle and multiple static tube air diffusers in the northwest cell, installing a moving bed biofilm reactor (MBBR) chamber, constructing an additional overflow cell for high flows, and installing an ultraviolet (UV) disinfection system. Sludge will be hauled by a certified waste hauler and land applied. The proposed design flow will be 0.300 MGD.

The WQAR contains pertinent antidegradation review information based on the use of existing water quality, effluent limitations and monitoring requirements for the facility discharge. It was developed in accordance with 10 CSR 20-7.031, the Clean Water Commission approved *Missouri Antidegradation Rule and Implementation Procedure (AIP)* dated July 13, 2016, U.S. Environmental Protection Agency (US EPA) guidance, the applicant-supplied antidegradation review documentation, and the State of Missouri's effluent regulations (10 CSR 20-7.015). Please refer to the *General Assumptions of the Water Quality and Antidegradation Review* section of the enclosed WQAR. The WQAR is preliminary and subject to change as new information becomes available during future permit application processing.

Based on the Missouri Department of Natural Resources initial review, preliminary determination is that the applicant-supplied antidegradation review documentation satisfies the requirements of the AIP. This WQAR/preliminary determination may be appealed within 30 days of this letter in accordance with the AIP Section II.F.4. The WQAR would also allow you to pursue construction of one of the other approved reasonable alternatives without the need to modify this Antidegradation review.

Winfield WWTF, MO-0088676
Lincoln County
Page 2 of 2

Following the Department's public notice of draft Missouri State Operating Permit including the antidegradation review findings and preliminary determination, the Department will review any public notice comments received. If significant comments are made, the project may require another public notice and potentially another antidegradation review. If no comments are received or comments are resolved without another public notice, these findings and determinations will be considered final.

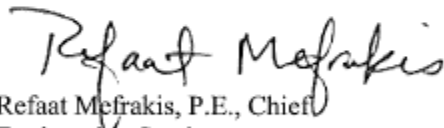
Following issuance of the construction permit and completion of the actual facility construction, the Department will proceed with the issuance of the operating permit.

Some projects are eligible for funding through the Department's Clean Water State Revolving Fund (CWSRF) Program. Applications for funding and guidance documents can be found at <https://dnr.mo.gov/env/wpp/srf/wastewater-project-guidance.htm>. Project eligibility determinations are made, in accordance with 10 CSR 20-4.040. Projects that are eligible for funding are listed on the Intended Use Plan, provided additional CWSRF requirements are met, including but not limited to environmental review requirements, public hearing requirements, user charge requirements and approval of construction plans and specifications. For questions related to the CWSRF Program, please contact Joan Doerhoff, Financial Assistance Center Coordinator Unit Chief, at 573-526-0940.

If you should have questions, please feel free to contact Ellen Modglin by telephone at 573-751-7466, by e-mail at ellen.modglin@dnr.mo.gov, or by mail at P.O. Box 176, Jefferson City, MO 65102.

Sincerely,

WATER PROTECTION PROGRAM



Refaat Mefrakis, P.E., Chief
Engineering Section

Enclosures

RM:emn

c: Mr. James D. Bensman, P.E., MECO Engineering Company
Mr. J. Brian Martin, P.E., MECO Engineering Company

Water Quality and Antidegradation Review

*For the Protection of Water Quality
and Determination of Effluent Limits for Discharge to
Tributary to McLean Creek*

*by
Winfield Wastewater Treatment Facility*



September 2018

1. FACILITY INFORMATION

FACILITY NAME: Winfield Wastewater Treatment Facility (WWTF) NPDES #: MO-0088676

FACILITY TYPE/DESCRIPTION:

FACILITY TYPE: POTW – SIC #4952

FACILITY DESCRIPTION: The current permitted design flow is 0.196 MGD. Actual flow is 0.133 MGD. The Winfield WWTF is currently a three-cell lagoon with the 2nd and 3rd cells baffled. Sludge is retained in the lagoon. The proposal is to make upgrades to the existing lagoon system. The proposed upgrades include: installing a lift station and a new headworks structure (screening), converting one cell of the three-cell lagoon system into a flow equalization basin, installing a baffle and multiple static tube air diffusers in the northwest cell, installing a moving bed biofilm reactor (MBBR) chamber, constructing an additional overflow cell for high flows, and installing an ultraviolet (UV) disinfection system. Sludge will be hauled by a certified waste hauler and land applied. The proposed design flow will be 0.300 MGD.

COUNTY:	<u>Lincoln</u>	UTM COORDINATES:	<u>X= 696690 / Y= 4318678</u>
12- DIGIT HUC:	<u>07110004-1107</u>	LEGAL DESCRIPTION:	<u>SW¼, SW¼, NE¼, Sec. 24, T49N, R2E</u>
EDU*:	<u>Central Plains</u>	ECOREGION:	<u>Mississippi River Hills</u>

* - Ecological Drainage Unit

2. WATER QUALITY INFORMATION

In accordance with Missouri's Water Quality Standard [10 CSR 20-7.031(3)] and federal antidegradation policy at Title 40 Code of Federal Regulation (CFR) Section 131.12 (a), the Missouri Department of Natural Resources (Department) developed a statewide antidegradation policy and corresponding procedures to implement the policy. A proposed discharge to a water body will be required to undergo a level of Antidegradation Review which documents that the use of a water body's available assimilative capacity is justified. Effective August 30, 2008, and revised July 13, 2016, a facility is required to use *Missouri's Antidegradation Implementation Procedure (AIP)* for new and expanded wastewater discharges.

2.1. Water Quality History:

The discharge monitoring data over the last five years indicated an average flow of 0.133 MGD. The average values over the sampling period from January 2013 to May 2018 were as follows: NH₃ – 1.89 mg/L, BOD₅ – 21.9 mg/L, TSS – 42.7 mg/L. The discharge monitoring reports show frequent violations of effluent limitations for both *E. Coli* and pH. The facility is currently under enforcement action for failing to install disinfection equipment and meet effluent limits for bacteria, and also for failing to submit inflow and infiltration reports. The facility has signed an Abatement Order on Consent with the Department to resolve the issues.

The facility is located in the Mississippi River Watershed, which has a TMDL for Chlordane and Polychlorinated Biphenyls (PCBs); however, the facility's discharge does not contain any contaminants associated with this TMDL.

OUTFALL	DESIGN FLOW (CFS)	TREATMENT LEVEL	RECEIVING WATERBODY	DISTANCE TO CLASSIFIED SEGMENT (MI)
001	0.465	Secondary	Tributary to McLean Creek	0.025
			McLean Creek (C)	

3. RECEIVING WATERBODY INFORMATION

WATERBODY NAME	CLASS	WBID	LOW-FLOW VALUES (CFS)	DESIGNATED USES**
----------------	-------	------	-----------------------	-------------------

			1Q10	7Q10	30Q10	
Tributary to McLean Creek	--	--	0.0	0.0	0.0	General Criteria
McLean Creek	C	31	0.0	0.0	0.0	AQL, IRR, LWW, SCR, WBC-B, HHP

** Irrigation (IRR), Livestock & Wildlife Protection (LWP), Protection of Warm Water Aquatic Life (AQL), Human Health Protection (HHP), Cool Water Fishery (CLF), Cold Water Fishery (CDF), Whole Body Contact Recreation – Category A (WBC-A), Whole Body Contact Recreation – Category B (WBC-B), Secondary Contact Recreation (SCR), Drinking Water Supply (DWS), Industrial (IND), Groundwater (GRW).

RECEIVING WATER BODY SEGMENT #1: Tributary to McLean Creek

Upper end segment* UTM coordinates: X= 696690 / Y= 4318678 (Outfall)

Lower end segment* UTM coordinates: X= 696701 / Y= 4318699 (Meets McLean Creek)

* Segment is the portion of the stream where discharge occurs. Segment is used to track changes in assimilative capacity and is bound at a minimum by existing sources and confluences with other significant water bodies.

4. GENERAL COMMENTS

MECO Engineering Company prepared, on behalf of the City of Winfield, the *Winfield WWTF Antidegradation Review Report* dated July 10, 2018.

Applicant elected to determine that discharge of all pollutants of concern (POC) is non-degrading or insignificant to the receiving stream. This analysis was conducted to fulfill the requirements of the AIP. Information that was provided by the applicant in the submitted report and summary forms in Appendix B was used to develop this review document.

A Geohydrologic Evaluation was completed for the facility site, and the receiving stream was found to be gaining for discharge purposes (Appendix A: Map). The site received a moderate geologic limitations rating and a moderate collapse potential rating (Appendix C: Geohydrologic Evaluation). Recommended construction procedures to reduce the risk of potential failure were included in the evaluation (see Appendix C).

5. ANTIDEGRADATION REVIEW INFORMATION

The following is a review of the *Winfield WWTF Antidegradation Review Report* dated July 2018.

5.1 TIER DETERMINATION

Below is a list of pollutants of concern reasonably expected to be in the discharge (see Appendix B). Pollutants of concern are defined as those pollutants “proposed for discharge that affects beneficial use(s) in waters of the state. POCs include pollutants that create conditions unfavorable to beneficial uses in the water body receiving the discharge or proposed to receive the discharge.” (AIP, Page 7). Tier 2 is assumed for all POCs; however, tier determinations were not necessary with maintenance of mass loading determinations (see Appendix B).

Table 1. Pollutants of Concern and Tier Determination

POLLUTANTS OF CONCERN	TIER*	DEGRADATION	COMMENT
BOD ₅ /DO	*	Insignificant	
Total Suspended Solids (TSS)	**	Insignificant	
Ammonia as N	*	Insignificant	
pH	***	Insignificant	Permit limits applied
Bacteria/ <i>Escherichia coli</i> (<i>E. coli</i>)	*	Insignificant	Permit limits applied
Oil & Grease (mg/L)	*	Insignificant	Permit limits applied
Total Phosphorus	*	Insignificant	
Total Nitrogen	*	Insignificant	

* Tier determination not possible with the demonstration of mass loading maintenance. ** No in-stream standards for these parameters. *** Standards for these parameters are ranges.

The following Antidegradation Review Summary attachments in Appendix B were used by the applicant:
For pollutants of concern, the attachments are:

☒ Attachment B, Tier 2 with minimal degradation.

5.2 EXISTING WATER QUALITY

No existing water quality data was submitted as part of this review. POCs were considered to be Tier 2 and non-degrading in the absence of existing water quality.

5.3 NO DISCHARGE EVALUATION

According to 10 CSR 20-6.010 (4)(D), reports for the purpose of constructing a wastewater treatment facility shall consider the feasibility of constructing and operating a no discharge facility. Missouri's antidegradation implementation procedures specify that if the proposed activity does not result in significant degradation then a demonstration of necessity (i.e., alternatives analysis) and a determination of social and economic importance are not required. For this reason, the no discharge evaluation should be completed during the submittal of engineering report or facility plan for the purpose of obtaining a construction permit.

A no-discharge evaluation was not submitted at this time. The department has a No-Discharge Alternative Evaluation fact sheet (<https://dnr.mo.gov/pubs/pub2665.htm>) to provide the factors to consider while conducting this evaluation.

5.4 LOSING STREAM ALTERNATIVE DISCHARGE LOCATION

Under 10 CSR 20-7.015(4) (A), *discharges to losing stream shall be permitted only after other alternatives including land application, discharge to gaining stream and connection to a regional facility have been evaluated and determined to be unacceptable for environmental and/or economic reasons.*

The facility does not discharge to a losing stream segment and will not discharge within 2 miles of a losing stream segment.

5.5. DEMONSTRATION OF INSIGNIFICANCE

In Section II.A of the *Missouri's Antidegradation Rule and Implementation Procedure*, a demonstration of insignificance of the discharge requires the applicant to show a reduction, or maintenance of loading, i.e., no change in ambient water quality concentrations in the receiving waters. As demonstrated in Winfield WWTF *Antidegradation Review Report* dated July 10, 2018, Table 2 below summarizes the results of current loading based on the current permit concentrations and proposed loadings based on the proposed permit concentrations.

Table 2. Net Change in Loadings Based upon Current and Proposed Permit Limits.

POLLUTANTS OF CONCERN	CURRENT WEEKLY AVERAGE OR MAXIMUM DAILY LIMIT (MG/L)	PROPOSED MAXIMUM DAILY LIMIT (NOTE 1) (MG/L)	CURRENT LOADING (LBS/DAY)	PROPOSED LOADING (LBS/DAY)	NET CHANGE (LBS/DAY)
BOD5	65 (AWL)	20 (AWL)	106	50	-56
Total Suspended Solids (TSS)	110 (AWL)	45 (AWL)	180	113	-67
Ammonia summer	5.7	0.8	9.3	2.0	-7.3
Ammonia Winter	10.9	2.3	17.8	5.8	-12
pH (SI Units)	6.5 – 9.0* SI units		Not Applicable		
<i>Escherichia coli</i> (<i>E. coli</i>)	Regulatory limits apply*		Not applicable		

Table 2. Net Change in Loadings Based upon Current and Proposed Permit Limits.

POLLUTANTS OF CONCERN	CURRENT AVERAGE MONTHLY LIMIT (MG/L)	PROPOSED AVERAGE MONTHLY LIMIT (NOTE 1) (MG/L)	CURRENT LOADING (LBS/DAY)	PROPOSED LOADING (LBS/DAY)	NET CHANGE (LBS/DAY)
BOD5	45	10	74	25	-49
Total Suspended Solids (TSS)	70	30	114	75	-39
Ammonia summer	1.3	0.6	2.1	1.5	-0.6
Ammonia Winter	2.7	1.7	4.4	4.3	-0.1
pH (SI Units)	6.5 – 9.0* SI units		Not Applicable		
<i>Escherichia coli</i> (<i>E. coli</i>)	Regulatory limits apply*		Not applicable		

*See Derivation and Discussion of Limits, Section 10

AWL = average weekly limit.

Current design flow (Qd) = 0.196 MGD

Mass conversion -- 1 mg/L = 8.34 lbs/million gallons

Wasteload Allocation (WLA) = maximum daily or weekly average

Existing Load (lbs/day) = Mass conversion * WLA * Qd

Example: 8.34 (lbs/MG)/(mg/L) * 1 mg/L * 0.196 MGD = 1.63 lbs/day

5.6. DEMONSTRATION OF NECESSITY AND SOCIAL AND ECONOMIC IMPORTANCE

Missouri's antidegradation implementation procedures specify that if the proposed activity does not result in significant degradation then a demonstration of necessity (i.e., alternatives analysis) and a determination of social and economic importance are not required. Thus, the Tier 2 Review is not required.

6. GENERAL ASSUMPTIONS OF THE WATER QUALITY AND ANTIDEGRADATION REVIEW

1. A Water Quality and Antidegradation Review (WQAR) assumes that [10 CSR 20-6.010(3) Continuing Authorities and 10 CSR 20-6.010(4) (D), consideration for no discharge] has been or will be addressed in a Missouri State Operating Permit or Construction Permit Application.
2. A WQAR does not indicate approval or disapproval of alternative analysis as per [10 CSR 20-7.015(4) Losing Streams], and/or any section of the effluent regulations.
3. Changes to Federal and State Regulations made after the drafting of this WQAR may alter Water Quality Based Effluent Limits (WQBEL).
4. Effluent limitations derived from Federal or Missouri State Regulations (FSR) may be WQBEL or Effluent Limit Guidelines (ELG).
5. WQBEL supersede ELG only when they are more stringent. Mass limits derived from technology based limits are still appropriate.
6. A WQAR does not allow discharges to waters of the state, and shall not be construed as a National Pollution Discharge Elimination System or Missouri State Operating Permit to discharge or a permit to construct, modify, or upgrade.
7. Limitations and other requirements in a WQAR may change as Water Quality Standards, Methodology, and Implementation procedures change.
8. Nothing in this WQAR removes any obligations to comply with county or other local ordinances or restrictions.
9. If the proposed treatment technology is not covered in 10 CSR 20-8 Design Guides, the treatment process may be considered a new technology. As a new technology, the permittee will need to work with the review engineer to ensure equipment is sized properly. The operating permit may contain additional requirements to evaluate the effectiveness of the technology once the facility is in operation. This Antidegradation Review is based on the information provided by the facility and is not a comprehensive review of the proposed treatment technology. If the review engineer determines the proposed technology will not consistently meet proposed effluent limits, the permittee will be required to revise their Antidegradation Report.

7. MIXING CONSIDERATIONS

Mixing Zone (MZ): Not Allowed [10 CSR 20-7.031(5)(A)4.B.(I)(a)].

Zone of Initial Dilution (ZID): Not Allowed [10 CSR 20-7.031(5)(A)4.B.(I)(b)].

8. PERMIT LIMITS AND MONITORING INFORMATION

WASTELOAD ALLOCATION STUDY CONDUCTED (Y OR N):	<input type="checkbox"/> N	USE ATTAINABILITY ANALYSIS CONDUCTED (Y OR N):	<input type="checkbox"/> N	WHOLE BODY CONTACT USE RETAINED (Y OR N):	<input type="checkbox"/> Y
---	----------------------------	---	----------------------------	--	----------------------------

UAA WAS NOT CONDUCTED, THUS WBCR (B) IS RETAINED.

OUTFALL #001							
WET TEST (Y OR N):	<input type="checkbox"/> Y	FREQUENCY:	ONCE/ PERMIT CYCLE	AEC:	100%	METHOD:	MULTIPLE

TABLE 3. EFFLUENT LIMITS FOR OUTFALL #001

PARAMETER	UNITS	DAILY MAXIMUM	WEEKLY AVERAGE	MONTHLY AVERAGE	BASIS FOR LIMIT (NOTE 2)	MONITORING FREQUENCY
FLOW	MGD	*		*	FSR	Once/weekday
BOD ₅ ***	MG/L		20	10	NDEL	Once/month
TSS***	MG/L		45	30	NDEL	Once/month
PH	SU	6.5 – 9.0		6.5 – 9.0	FSR	Once/month
AMMONIA AS N (APRIL 1 – SEPT 30)	MG/L	0.8		0.6	NDEL	Once/month
AMMONIA AS N (OCT 1 – MAR 31)	MG/L	2.3		1.7	NDEL	Once/month
OIL & GREASE	MG/L	15		10	FSR	Once/month
<i>ESCHERICHIA COLIFORM (E. COLI)</i>	NOTE 1		1,030**	206**	FSR	Once/week
WET TESTING	TU	*		*	FSR	Once/Permit Cycle
TOTAL NITROGEN	MG/L	*		*	FSR	ONCE/QUARTER
TOTAL PHOSPHORUS	MG/L	*		*	FSR	ONCE/QUARTER

NOTE 1 – COLONIES/100 ML

NOTE 2– WATER QUALITY-BASED EFFLUENT LIMITATION – WQBEL; OR MINIMALLY DEGRADING EFFLUENT LIMIT –MDEL; OR PREFERRED ALTERNATIVE EFFLUENT LIMIT – PEL; OR TECHNOLOGY-BASED EFFLUENT LIMIT – TBEL; OR NO DEGRADATION EFFLUENT LIMIT – NDEL; OR FEDERAL/STATE REGULATION – FSR; OR NOT APPLICABLE – N/A. ALSO, PLEASE SEE THE **GENERAL ASSUMPTIONS OF THE WQAR #4 & #5.**

* Monitoring requirements only.

** The Monthly and Weekly Average for *E. coli* shall be reported as a Geometric Mean. The Weekly Average for *E. coli* will be expressed as a geometric mean if more than one (1) sample is collected during a calendar week (Sunday through Saturday).

*** This facility is required to meet a removal efficiency of 85% or more for BOD₅ and TSS. Influent BOD₅ and TSS data should be reported to ensure removal efficiency requirements are met.

9. RECEIVING WATER MONITORING REQUIREMENTS

Site 01. (Instream)

PARAMETER(S)	SAMPLING FREQUENCY	SAMPLE TYPE	LOCATION
Total Nitrogen	Once/quarter	Grab	0.25 miles east of Oak Street and Whiteside Street Intersection Landgrant 00742 UTM Coordinates: x= 696190 ; y=4318935 Report Date/Time/Location for each sample taken.
Total Phosphorus	Once/quarter	Grab	

10. DERIVATION AND DISCUSSION OF LIMITS

Wasteload allocations and limits were calculated using two methods:

- 1) Water quality-based – Using water quality criteria or water quality model results and the dilution equation below:

$$C = \frac{(Cs \times Qs) + (Ce \times Qe)}{(Qe + Qs)} \quad (\text{EPA/505/2-90-001, Section 4.5.5})$$

Where: C = downstream concentration
Cs = upstream concentration
Qs = upstream flow
Ce = effluent concentration
Qe = effluent flow

Chronic wasteload allocations were determined using applicable chronic water quality criteria (CCC: criteria continuous concentration) and stream volume of flow at the edge of the mixing zone (MZ). Acute wasteload allocations were determined using applicable water quality criteria (CMC: criteria maximum concentration) and stream volume of flow at the edge of the zone of initial dilution (ZID).

Water quality-based maximum daily and average monthly effluent limitations were calculated using methods and procedures outlined in USEPA's "Technical Support Document For Water Quality-based Toxics Control" (EPA/505/2-90-001).

Chronic wasteload allocations (WLA_c) were determined using applicable chronic water quality criteria (CCC: criteria continuous concentration) and upstream stream flow without mixing considerations. Acute wasteload allocations are only determined in the absence of applicable chronic criteria.

10.1 OUTFALL #001 – MAIN FACILITY OUTFALL

10.2 LIMIT DERIVATION

- **Flow.** In accordance with [40 CFR Part 122.44(i)(1)(ii)] the volume of effluent discharged from each outfall is needed to assure compliance with permitted effluent limitations. If the permittee is unable to obtain effluent flow, then it is the responsibility of the permittee to inform the Department, which may require the submittal of an operating permit modification.
- **Biochemical Oxygen Demand (BOD₅).** BOD₅ limits of 10 mg/L monthly average, 20 mg/L average weekly. The technology-based secondary limitations at 10 CSR 20-7.015 (8) of 30 mg/L monthly and 45 mg/L average weekly are less protective of water quality standards than the no degradation expansion limitations in the table below. The table below shows that the expanded loading will be reduced as compared to the current permitted loading. This demonstration of insignificance satisfies the requirements of the AIP. These limitations are non-degrading and protective of existing water quality.

	Current			Proposed			% Change in Loading
	Flow (MGD)	limit (mg/L)	loading (lb/day)	Flow (MGD)	limit (mg/L)	loading (lb/day)	
Average Weekly	0.196	65	106	0.300	20	50	-52.8%
Average Monthly	0.196	45	74	0.300	10	25	-66.2%

There is a demonstrated reduction in loading in the above table; therefore, no analysis is needed to show that the proposed expanded loading is insignificant because existing water quality should improve with the proposed discharge. Therefore, staff considers the effluent limitations of 20 mg/L as the average weekly and 10 mg/L as the monthly average protective of aquatic life. Influent monitoring may be required for this facility in its Missouri State Operating Permit.

- **Total Suspended Solids (TSS).** 30 mg/L monthly average, 45 mg/L average weekly limit. The technology-based secondary limitations at 10 CSR 20-7.015 (8) of 30 mg/L monthly and 45 mg/L average weekly are protective of water quality standards. The table below shows that the expanded loading will be reduced as compared to the current permitted loading. This demonstration of insignificance satisfies the requirements of the AIP. These limitations are non-degrading and protective of existing water quality.

	Current			Proposed			% Change in Loading
	Flow (MGD)	limit (mg/L)	loading (lb/day)	Flow (MGD)	limit (mg/L)	loading (lb/day)	
Average Weekly	0.196	110	180	0.300	45	113	-37.2%
Average Monthly	0.196	70	114	0.300	30	75	-34.2%

Influent monitoring may be required for this facility in its Missouri State Operating Permit.

- **pH.** 6.5-9.0 SU. Technology based effluent limitations of 6.0-9.0 SU [10 CSR 20-7.015] are not protective of the Water Quality Standard, which states that water contaminants shall not cause pH to be outside the range of 6.5-9.0 SU. No mixing zone is allowed due to the classification of the receiving stream, therefore the water quality standard must be met at the outfall.
- **Total Ammonia Nitrogen.** Early Life Stages Present Total Ammonia Nitrogen criteria apply [10 CSR 20-7.031(5)(B)7.C. & Table B3]. Background total ammonia nitrogen = 0.01 mg/L

Season	Temp (°C)	pH (SU)	Total Ammonia Nitrogen CCC (mg N/L)	Total Ammonia Nitrogen CMC (mg N/L)
Summer	26	7.8	1.5	12.1
Winter	6	7.8	3.1	12.1

Summer: April 1 – September 30, Winter: October 1 – March 31.

The Department calculated the following water quality-based limitations (WQBEL) for the expanded discharge design flow. The table below shows the maximum daily and average monthly limitations for winter and summer.

Summer

$$C_e = (((Q_e + Q_s) * C) - (Q_s * C_s)) / Q_e$$

Chronic WLA: $C_e = 1.5 \text{ mg/L}$

Acute WLA: $C_e = 12.1 \text{ mg/L}$

$$LTA_c = 1.5 \text{ mg/L} (0.594) = \mathbf{0.89 \text{ mg/L}}$$

$$LTA_a = 12.1 \text{ mg/L} (0.161) = 1.95 \text{ mg/L}$$

$$[CV = 1.31, 99^{\text{th}} \text{ Percentile, 30 day avg.}]$$

$$[CV = 1.31, 99^{\text{th}} \text{ Percentile}]$$

$$MDL = 0.89 \text{ mg/L} (6.21) = 5.5 \text{ mg/L}$$

$$AML = 0.89 \text{ mg/L} (1.43) = 1.3 \text{ mg/L}$$

$$[CV = 1.31, 99^{\text{th}} \text{ Percentile}]$$

$$[CV = 1.31, 95^{\text{th}} \text{ Percentile, } n = 30]$$

Winter

Chronic WLA: $C_e = 3.1 \text{ mg/L}$

Acute WLA: $C_e = 12.1 \text{ mg/L}$

$$LTA_c = 3.1 \text{ mg/L} (0.667) = \mathbf{2.07 \text{ mg/L}}$$

$$LTA_a = 12.1 \text{ mg/L} (0.204) = 2.47 \text{ mg/L}$$

$$MDL = 2.07 \text{ mg/L} (4.91) = 10.1 \text{ mg/L}$$

$$AML = 2.07 \text{ mg/L} (1.33) = 2.7 \text{ mg/L}$$

$$[CV = 1.0, 99^{\text{th}} \text{ Percentile, 30 day avg.}]$$

$$[CV = 1.0, 99^{\text{th}} \text{ Percentile}]$$

$$[CV = 1.0, 99^{\text{th}} \text{ Percentile}]$$

$$[CV = 1.0, 95^{\text{th}} \text{ Percentile, } n = 30]$$

Season	Maximum Daily Limit (mg/l)	Average Monthly Limit (mg/l)
Summer	5.5	1.3
Winter	10.1	2.7

No degradation Limitation Calculations

Parameter	Limit	Current Limit (mg/L)	Current Qd (MGD)	Conversion (LBS/MG)/(mg/L)	Current Load (lbs/day)	Expansion Limit (mg/L)	Expansion Qd (MGD)	Expansion Load (lbs/day)	Change (lbs/day)
Ammonia	Monthly	1.3	0.196	8.34	2.1	0.6	0.300	1.5	-0.6
(Summer)	Daily	5.7	0.196	8.34	9.3	0.8	0.300	2.0	-7.3
Ammonia	Monthly	2.7	0.196	8.34	4.4	1.7	0.300	4.3	-0.1
(Winter)	Daily	10.9	0.196	8.34	17.8	2.3	0.300	5.8	-12.0

No Degradation Expansion Limitations

Season	Maximum Daily Limit (mg/l)	Average Monthly Limit (mg/l)
Summer	0.8	0.6
Winter	2.3	1.7

The lower of the above limitations will be imposed on the facility. Therefore, the ammonia limitations will be as presented above in the no degradation expansion limitations.

- **Escherichia coli (E. coli)**. Monthly average of 206 per 100 mL as a geometric mean and Daily Maximum of 1,030 during the recreational season (April 1 – October 31), to protect Whole Body Contact Recreation (B) designated use of the receiving stream, as per 10 CSR 20-7.031(5)(C). An effluent limit for both monthly average and weekly average is required by 40 CFR 122.45(d).

For facilities greater than 100,000 gpd: At a minimum, weekly monitoring is required during the recreational season (April 1 – October 31), with compliance to be determined by calculating the geometric mean of all samples collected during the reporting period (samples collected during the calendar week for the weekly average, and samples collected during the calendar month for the monthly average). The weekly average requirement is consistent with EPA federal regulation 40 CFR 122.45(d). Please see **GENERAL ASSUMPTIONS OF THE WQAR #7**.

- **Acute Whole Effluent Toxicity**. Monitoring requirement only. Monitoring is required to determine if reasonable potential exists for this facility's discharge to exceed water quality standards.

Acute and/or Chronic Allowable Effluent Concentrations (AECs) for facilities that discharge to Waters of the State lacking designated uses, Class C, Class P (with default Mixing Considerations), or Lakes [10 CSR 20-7.031(5)(A)4.B.(IV)(b)] are 100%, 50%, 25%, 12.5%, & 6.25%.

- **Oil & Grease**. Conventional pollutant, [10 CSR 20-7.031, Table A]. Effluent limitation for protection of aquatic life; 10 mg/L monthly average, 15 mg/L daily maximum.
- **Total Phosphorus and Total Nitrogen**. Monitoring required for facilities greater than 100,000 gpd design flow per 10 CSR 20-7.015(9)(D)7. Once per quarter sampling for one permit cycle or up to 5 years if permit cycle is less than 5 years.

11. ANTIDegradation Review Preliminary Determination

The proposed facility discharge will result in no degradation of the segment identified in the Tributary to McLean Creek. Per the requirements of the AIP, the effluent limits in this review were developed to be protective of beneficial uses and to retain the remaining assimilative capacity. The Department has determined that the submitted review is sufficient and meets the requirements of the AIP. No further analysis is needed for this discharge.

Reviewer: Ellen Modglin

Date: September 2018

Unit Chief: John Rustige, P.E.

JR

Appendix A: Map of Discharge Location Outfall #001



**MISSOURI DEPARTMENT OF NATURAL RESOURCES
FACT SHEET
FOR THE PURPOSE OF RENEWAL
OF
MO-0088676
WINFIELD WASTEWATER TREATMENT FACILITY**

The Federal Water Pollution Control Act ("Clean Water Act" Section 402 Public Law 92-500 as amended) established the National Pollutant Discharge Elimination System (NPDES) permit program. This program regulates the discharge of pollutants from point sources into the waters of the United States, and the release of stormwater from certain point sources. All such discharges are unlawful without a permit (Section 301 of the "Clean Water Act"). After a permit is obtained, a discharge not in compliance with all permit terms and conditions is unlawful. Missouri State Operating Permits (MSOPs) are issued by the Director of the Missouri Department of Natural Resources (Department) under an approved program, operating in accordance with federal and state laws (Federal "Clean Water Act" and "Missouri Clean Water Law" Section 644 as amended). MSOPs are issued for a period of five (5) years unless otherwise specified.

As per [40 CFR Part 124.8(a)] and [10 CSR 20-6.020(1)(A)2.] a Factsheet shall be prepared to give pertinent information regarding the applicable regulations, rationale for the development of effluent limitations and conditions, and the public participation process for the Missouri State Operating Permit (operating permit) listed below.

A Factsheet is not an enforceable part of an operating permit. This Factsheet is for a Minor facility.

2023 Modification: No changes were made to this factsheet, see Factsheet addendum for construction changes and Antidegradation results.

Part I – Facility Information

Facility Type: POTW

Facility Description: Three-cell lagoon with 2nd and 3rd cell baffled / sludge retained in lagoon.

Have any changes occurred at this facility or in the receiving water body that affects effluent limit derivation?

✓ No.

Application Date: 01/07/2019

Expiration Date: 06/30/2019

OUTFALL(S) TABLE:

OUTFALL	DESIGN FLOW (CFS)	TREATMENT LEVEL	EFFLUENT TYPE
#001	0.3038	Equivalent to Secondary	Domestic

Facility Performance History:

This facility was last inspected on January 28, 2019. The conditions of the facility at the time of inspection were found to be satisfactory but it a recommendation to continue to work the Water Protection Control Branch's Compliance & Enforcement Section with the goal of ending the outstanding enforcement case against the facility.

A review of Discharge Monitoring Reports (DMRs) showed the following exceedances or observations (month/year):

BOD₅: 5/18, 4/17, 9/16, 5/15, 10/11, 4/05

E. coli: 4/18, 4/17, 9/16, 8/16, 7/15, 4/15, 9/14, 7/14 (Facility has not installed disinfection)

pH: 63 exceedances

TSS: 27 exceedances

Comments:

Changes in this permit include the reduction of monitoring frequency from monthly to quarterly for all parameters except flow and *E. coli*.; the addition of Speciated Nitrogen and Total Phosphorus for influent, effluent, and in the receiving stream of the facility in place of the Total Nitrogen and Total Phosphorus monitoring in the effluent and receiving stream that was included in the previous permit; the once per permit cycle Acute Whole Effluent Toxicity (WET) test requirement was removed; a new RPA was calculated that included new Ammonia as N DMR data; pH limits were set at 6.5-9.0 from ≥ 6.5 ; and a new Cost Analysis for Compliance (CAFCOM) was performed based on current financial information reported to the Department in the Financial Questionnaire, which

resulted in the current Schedule of Compliance (SOC) being extended by three years from five to eight years total. See Part VI of the Fact Sheet for further information regarding the addition and removal of effluent parameters. Special conditions requiring gates and warning signs have been removed; however, the facility must remain sufficiently secured to restrict access per special condition 10; the special condition for a once per permit cycle Acute WET was removed; and the special condition for reporting of changes in discharges of toxic substances was removed.

Part II – Operator Certification Requirements

- ✓ This facility is required to have a certified operator.

As per [10 CSR 20-6.010(8) Terms and Conditions of a Permit], the permittee shall operate and maintain facilities to comply with the Missouri Clean Water Law and applicable permit conditions and regulations. Operators at regulated wastewater treatment facilities shall be certified in accordance with [10 CSR 20-9.020(2)] and any other applicable state law or regulation. As per [10 CSR 20-9.020(2)(A)], requirements for operation by certified personnel shall apply to all wastewater treatment systems, if applicable, as listed below:

Owned or operated by or for a

☒ - Municipalities

☐ - County

☐ - Public Sewer District

☐ - State agency

☐ - Public Water Supply Districts

☐ - Private Sewer Company regulated by the Public Service Commission

Each of the above entities are only applicable if they have a Population Equivalent greater than two hundred (200).

This facility currently requires a chief operator with a D Certification Level. Please see **Appendix - Classification Worksheet**. Modifications made to the wastewater treatment facility may cause the classification to be modified.

Operator's Name: Tim C. Ens

Certification Number: 13269

Certification Level: WW-D

The listing of the operator above only signifies that staff drafting this operating permit have reviewed appropriate Department records and determined that the name listed on the operating permit application has the correct and applicable Certification Level.

Part III – Operational Control Testing Requirements

Missouri Clean Water Commission regulation 10 CSR 20-9.010 requires certain publically owned treatment works and privately owned facilities regulated by the Public Service Commission to conduct internal operational control monitoring to further ensure proper operation of the facility and to be a safeguard or early warning for potential plant upsets that could affect effluent quality. This requirement is only applicable if the publically owned treatment works and privately owned facilities regulated by the Public Service Commission has a Population Equivalent greater than two hundred (200).

10 CSR 20-9.010(3) allows the Department to modify the monitoring frequency required in the rule based upon the Department's judgement of monitoring needs for process control at the specified facility

- ✓ The facility is a lagoon that is required per [10 CSR 20-9.010(4))] to conduct operational monitoring as follows:

Operational Monitoring Parameter	Frequency
Precipitation	Twice/Week
Flow – Influent or Effluent	Twice/Week
pH – Primary Cell	Twice/Week
Dissolved Oxygen – Primary Cell	Twice/Week

Part IV – Receiving Stream Information

RECEIVING STREAM(S) TABLE: OUTFALL #001

WATER-BODY NAME	CLASS	WBID	DESIGNATED USES*	12-DIGIT HUC	DISTANCE TO CLASSIFIED SEGMENT (MI)
Tributary to McLean Creek	NA	NA	General Criteria	07110004-1107	0.01
McLean Creek	C	31	AQL, WBC-B, SCR, HHP, IRR, LWW,		

*As per 10 CSR 20-7.031 Missouri Water Quality Standards, the Department defines the Clean Water Commission's water quality objectives in terms of "water uses to be maintained and the criteria to protect those uses." The receiving stream and 1st classified receiving stream's beneficial water uses to be maintained are in the receiving stream table in accordance with [10 CSR 20-7.031(1)(C)].

Uses found in the receiving streams table, above:

10 CSR 20-7.031(1)(C)1.:

AQL = Protection of aquatic life (Current narrative use(s) are defined to ensure the protection and propagation of fish shellfish and wildlife, which is further subcategorized as: **WWH** = Warm Water Habitat; **CDF** = Cold-water fishery (Current narrative use is cold-water habitat.); **CLF** = Cool-water fishery (Current narrative use is cool-water habitat); **EAH** = Ephemeral Aquatic Habitat; **MAH** = Modified Aquatic Habitat; **LAH** = Limited Aquatic Habitat. This permit uses AQL effluent limitations in 10 CSR 20-7.031 Table A for all habitat designations unless otherwise specified.)

10 CSR 20-7.031(1)(C)2.: Recreation in and on the water

WBC = Whole Body Contact recreation where the entire body is capable of being submerged;

WBC-A = Whole body contact recreation that supports swimming uses and has public access;

WBC-B = Whole body contact recreation that supports swimming;

SCR = Secondary Contact Recreation (like fishing, wading, and boating).

10 CSR 20-7.031(1)(C)3. to 7.:

HHP (formerly HHF) = Human Health Protection as it relates to the consumption of fish;

IRR = Irrigation for use on crops utilized for human or livestock consumption;

LWW = Livestock and wildlife watering (Current narrative use is defined as **LWP** = Livestock and Wildlife Protection);

DWS = Drinking Water Supply;

IND = Industrial water supply

10 CSR 20-7.031(1)(C)8-11.: Wetlands (10 CSR 20-7.031 Table A currently does not have corresponding habitat use criteria for these defined uses)

WSA = Storm- and flood-water storage and attenuation; **WHP** = Habitat for resident and migratory wildlife species;

WRC = Recreational, cultural, educational, scientific, and natural aesthetic values and uses; **WHC** = Hydrologic cycle maintenance.

10 CSR 20-7.031(6): **GRW** = Groundwater

RECEIVING STREAM(S) LOW-FLOW VALUES:

RECEIVING STREAM	LOW-FLOW VALUES (CFS)		
	1Q10	7Q10	30Q10
Tributary to McLean Creek	0	0	0

MIXING CONSIDERATIONS

Mixing Zone: Not Allowed [10 CSR 20-7.031(5)(A)4.B.(I)(a)].

Zone of Initial Dilution: Not Allowed [10 CSR 20-7.031(5)(A)4.B.(I)(b)].

RECEIVING STREAM MONITORING REQUIREMENTS:

Permitted Feature SM1. (Upstream)

Facilities with a design flow greater than 100,000 gallons per day but less than 1 million gallons per day are required to sample their effluent quarterly for Total Phosphorus, and Total Kjeldahl, Nitrogen Nitrite + Nitrate, and ammonia per 10 CSR 20-7.015(9)(D)8.A. Upstream monitoring for these parameters is necessary to determine background concentrations in order to complete calculations related to nutrient loading to the receiving stream.

Receiving Water Body's Water Quality

The Department conducted a stream survey on July, 21, 2011 at three locations near this facility: in McLean Creek just approximately downstream from Outfall #001, at Outfall #001, and downstream at Whiteside road. No use designations of the receiving stream were impacted.

Part V – Rationale and Derivation of Effluent Limitations & Permit Conditions

ALTERNATIVE EVALUATIONS FOR NEW FACILITIES:

As per [10 CSR 20-7.015(4)(A)], discharges to losing streams shall be permitted only after other alternatives including land application, discharges to a gaining stream, and connection to a regional wastewater treatment facility have been evaluated and determined to be unacceptable for environmental and/or economic reasons.

- The facility does not discharge to a Losing Stream as defined by [10 CSR 20-2.010(40)] & [10 CSR 20-7.031(1)(O)], or is an existing facility.

ANTI-BACKSLIDING:

A provision in the Federal Regulations [CWA §303(d)(4); CWA §402(o); 40 CFR Part 122.44(l)] that requires a reissued permit to be as stringent as the previous permit with some exceptions.

- ✓ Limitations in this operating permit for the reissuance of this permit conform to the anti-backsliding provisions of Section 402(o) of the Clean Water Act, and 40 CFR Part 122.44.
- ✓ Information is available which was not available at the time of permit issuance (other than revised regulations, guidance, or test methods) and which would have justified the application of a less stringent effluent limitation at the time of permit issuance.
 - **Acute Whole Effluent Toxicity (WET) test.** The previous permit included requirements to conduct an Acute WET test once during the permit cycle. The permit writer has conducted reasonable potential determinations for all anticipated pollutants and established numeric effluent limitations where reasonable potential exists. Also, the facility has passed previous Acute WET tests. Therefore, the permit writer has made a reasonable potential determination which concluded the facility does not have reasonable potential to exceed narrative water quality standards for acute toxicity at this time and the acute WET testing requirements have been removed from this permit. This determination will be reevaluated during the next permit renewal.
 - **Ammonia as N.** Effluent limitations were re-calculated for Ammonia based on new information derived from discharge monitoring reports and on the current Missouri Water Quality Standards for Ammonia. The newly established limitations are still protective of water quality.
 - **Sampling and Reporting Frequency.** The previous permit contained monthly sampling and reporting frequencies. This permit contains quarterly sampling and reporting frequencies due to the low design flow of the facility, consistency amongst effluent data, and compliance with effluent limits. The permit is still protective of water quality.

ANTIDEGRADATION:

In accordance with Missouri's Water Quality Standard [10 CSR 20-7.031(3)], for domestic wastewater discharge with new, altered, or expanding discharges, the Department is to document by means of Antidegradation Review that the use of a water body's available assimilative capacity is justified. In accordance with Missouri's water quality regulations for antidegradation [10 CSR 20-7.031(3)], degradation may be justified by documenting the socio-economic importance of a discharge after determining the necessity of the discharge. Facilities must submit the antidegradation review request to the Department prior to establishing, altering, or expanding discharges. See <http://dnr.mo.gov/env/wpp/permits/antideg-implementation.htm>

- ✓ No degradation proposed and no further review necessary. Facility did not apply for authorization to increase pollutant loading or to add additional pollutants to their discharge.

For stormwater discharges, the stormwater BMP chosen for the facility, through the antidegradation analysis performed by the facility, must be implemented and maintained at the facility. Failure to implement and maintain the chosen BMP alternative is a permit violation; see SWPPP.

- ✓ The facility does not have stormwater discharges or the stormwater outfalls onsite have no industrial exposure.

AREA-WIDE WASTE TREATMENT MANAGEMENT & CONTINUING AUTHORITY:

As per [10 CSR 20-6.010(2)(C)], ...An applicant may utilize a lower preference continuing authority by submitting, as part of the application, when a higher level authority is available, must submit information to the Department for review and approval, provided it does not conflict with any area-wide management plan approved under section 208 of the Federal Clean Water Act or any other regional sewage service and treatment plan approved for higher preference authority by the Department.

BIOSOLIDS & SEWAGE SLUDGE:

Biosolids are solid materials resulting from domestic wastewater treatment that meet federal and state criteria for beneficial uses (i.e. fertilizer). Sewage sludge is solids, semi-solids, or liquid residue generated during the treatment of domestic sewage in a treatment works; including but not limited to, domestic septage; scum or solids removed in primary, secondary, or advanced wastewater treatment process; and a material derived from sewage sludge. Sewage sludge does not include ash generated during the firing of sewage sludge in a sewage sludge incinerator or grit and screening generated during preliminary treatment of domestic sewage in a treatment works

- ✓ Permittee is not authorized to land apply biosolids. Sludge/biosolids are stored in the lagoon. The permittee must receive approval for any treatment, removal, and disposal of sludge or biosolids that not identified in the facility description of the operating permit.

COMPLIANCE AND ENFORCEMENT:

Enforcement is the action taken by the Water Protection Program (WPP) to bring an entity into compliance with the Missouri Clean Water Law, its implementing regulations, and/or any terms and conditions of an operating permit. The primary purpose of the enforcement activity in the WPP is to resolve violations and return the entity to compliance.

- ✓ The facility is currently under enforcement action. The enforcement action is due to failure to upgrade facilities, failure to meet *E. coli* limits, caused pollution to waters of the state, failure to meet permit limits, and violating water quality standards. The facility signed an Abatement Order on Consent (AOC) No. 2016-WPCB-1376 with the Department on February 25, 2016 to resolve issues.

ELECTRONIC DISCHARGE MONITORING REPORT (EDMR) SUBMISSION SYSTEM:

The U.S. Environmental Protection Agency (EPA) promulgated a final rule on October 22, 2015, to modernize Clean Water Act reporting for municipalities, industries, and other facilities by converting to an electronic data reporting system. This final rule requires regulated entities and state and federal regulators to use information technology to electronically report data required by the National Pollutant Discharge Elimination System (NPDES) permit program instead of filing paper reports. To comply with the federal rule, the Department is requiring all permittees to begin submitting discharge monitoring data and reports online. In an effort to aid facilities in the reporting of applicable information electronically, the Department has created several new forms including operational control monitoring forms and an I&I location and reduction form. These forms are optional and found on the Department's website at the following locations:

Operational Monitoring Lagoon: <http://dnr.mo.gov/forms/780-2801-f.pdf>

Operational Monitoring Mechanical: <http://dnr.mo.gov/forms/780-2800-f.pdf>

I&I Report: <http://dnr.mo.gov/forms/780-2690-f.pdf>

Per 40 CFR 127.15 and 127.24, permitted facilities may request a temporary waiver for up to 5 years or a permanent waiver from electronic reporting from the Department. To obtain an electronic reporting waiver, a permittee must first submit an eDMR Waiver Request Form: <http://dnr.mo.gov/forms/780-2692-f.pdf>. Each facility must make a request. If a single entity owns or operates more than one facility, then the entity must submit a separate request for each facility based on its specific circumstances. An approved waiver is non-transferable.

The Department must review and notify the facility within 120 calendar days of receipt if the waiver request has been approved or rejected [40 CFR 124.27(a)]. During the Department review period as well as after a waiver is granted, the facility must continue submitting a hard-copy of any reports required by their permit. The Department will enter data submitted in hard-copy from those facilities allowed to do so and electronically submit the data to the EPA on behalf of the facility.

- ✓ The permittee/facility is currently using the eDMR data reporting system.

NUMERIC LAKE NUTRIENT CRITERIA

- ✓ This facility does not discharge into a lake watershed where numeric lake nutrient criteria are applicable.

PRETREATMENT PROGRAM:

The reduction of the amount of pollutants, the elimination of pollutants, or the alteration of the nature of pollutant properties in wastewater prior to or in lieu of discharging or otherwise introducing such pollutants into a Publicly Owned Treatment Works [40 CFR Part 403.3(q)].

Pretreatment programs are required at any POTW (or combination of POTW operated by the same authority) and/or municipality with a total design flow greater than 5.0 MGD and receiving industrial wastes that interfere with or pass through the treatment works or are otherwise subject to the pretreatment standards. Pretreatment programs can also be required at POTWs/municipals with a design flow less than 5.0 MGD if needed to prevent interference with operations or pass through.

Several special conditions pertaining to the permittee's pretreatment program may be included in the permit, and are as follows:

- Implementation and enforcement of the program,
- Annual pretreatment report submittal,
- Submittal of list of industrial users,
- Technical evaluation of need to establish local limitations, and
- Submittal of the results of the evaluation

- ✓ The permittee, at this time, is not required to have a Pretreatment Program or does not have an approved pretreatment program.

REASONABLE POTENTIAL ANALYSIS (RPA):

Federal regulation [40 CFR Part 122.44(d)(1)(i)] requires effluent limitations for all pollutants that are or may be discharged at a level that will cause or have the reasonable potential to cause or contribute to an in-stream excursion above narrative or numeric water quality standard.

In accordance with [40 CFR Part 122.44(d)(1)(iii)] if the permit writer determines that any given pollutant has the reasonable potential to cause, or contribute to an in-stream excursion above the WQS, the permit must contain effluent limits for that pollutant.

- ✓ An RPA was conducted on appropriate parameters. Please see **APPENDIX – RPA RESULTS.**

REMOVAL EFFICIENCY:

Removal efficiency is a method by which the Federal Regulations define Secondary Treatment and Equivalent to Secondary Treatment, which applies to Biochemical Oxygen Demand 5-day (BOD₅) and Total Suspended Solids (TSS) for Publicly Owned Treatment Works (POTWs)/municipals.

- ✓ Equivalent to Secondary Treatment is 65% removal [40 CFR Part 133.105(a)(3) & (b)(3)].

SANITARY SEWER OVERFLOWS (SSO) AND INFLOW AND INFILTRATION (I&I):

Sanitary Sewer Overflows (SSOs) are defined as untreated sewage releases and are considered bypassing under state regulation [10 CSR 20-2.010(12)] and should not be confused with the federal definition of bypass. SSOs result from a variety of causes including blockages, line breaks, and sewer defects that can either allow wastewater to backup within the collection system during dry weather conditions or allow excess stormwater and groundwater to enter and overload the collection system during wet weather conditions. SSOs can also result from lapses in sewer system operation and maintenance, inadequate sewer design and construction, power failures, and vandalism. SSOs include overflows out of manholes, cleanouts, broken pipes, and other into waters of the state and onto city streets, sidewalks, and other terrestrial locations.

Inflow and Infiltration (I&I) is defined as unwanted intrusion of stormwater or groundwater into a collection system. This can occur from points of direct connection such as sump pumps, roof drain downspouts, foundation drains, and storm drain cross-connections or through cracks, holes, joint failures, faulty line connections, damaged manholes, and other openings in the collection system itself. I&I results from a variety of causes including line breaks, improperly sealed connections, cracks caused by soil erosion/settling, penetration of vegetative roots, and other sewer defects. In addition, excess stormwater and groundwater entering the collection system from line breaks and sewer defects have the potential to negatively impact the treatment facility.

Missouri RSMo §644.026.1.(13) mandates that the Department issue permits for discharges of water contaminants into the waters of this state, and also for the operation of sewer systems. Such permit conditions shall ensure compliance with all requirements as established by sections 644.006 to 644.141. Standard Conditions Part I, referenced in the permit, contains provisions requiring proper operation and maintenance of all facilities and systems of treatment and control. Missouri RSMo §644.026.1.(15) instructs the Department to require proper maintenance and operation of treatment facilities and sewer systems and proper disposal of residual waste from all such facilities. To ensure that public health and the environment are protected, any noncompliance which may endanger public health or the environment must be reported to the Department within 24 hours of the time the permittee becomes aware of the noncompliance. Standard Conditions Part I, referenced in the permit, contains the reporting requirements for the permittee when bypasses and upsets occur. The permit also contains requirements for permittees to develop and implement a program for maintenance and repair of the collection system. The permit requires that the permittee submit an annual report to the Department for the previous calendar year that contains a summary of efforts taken by the permittee to locate and eliminate sources of excess I & I, a summary of general maintenance and repairs to the collection system, and a summary of any planned maintenance and repairs to the collection system for the upcoming calendar year.

- ✓ At this time, the Department recommends the US EPA's Guide for Evaluating Capacity, Management, Operation and Maintenance (CMOM) Programs at Sanitary Sewer Collection Systems (Document # EPA 305-B-05-002) or the Departments' CMOM Model located at <http://dnr.mo.gov/env/wpp/permits/docs/cmom-template.doc>. For additional information regarding the Departments' CMOM Model, see the CMOM Plan Model Guidance document at <http://dnr.mo.gov/pubs/pub2574.htm>. The CMOM identifies some of the criteria used to evaluate a collection system's management, operation, and maintenance and was intended for use by the EPA, state, regulated community, and/or third party entities. The CMOM is applicable to small, medium, and large systems; both public and privately owned; and both regional and satellite collection systems. The CMOM does not substitute for the Clean Water Act, the Missouri Clean Water Law, and both federal and state regulations, as it is not a regulation.

SCHEDULE OF COMPLIANCE (SOC):

Per 644.051.4 RSMo, a permit may be issued with a Schedule of Compliance (SOC) to provide time for a facility to come into compliance with new state or federal effluent regulations, water quality standards, or other requirements. Such a schedule is not allowed if the facility is already in compliance with the new requirement, or if prohibited by other statute or regulation. A SOC includes an enforceable sequence of interim requirements (actions, operations, or milestone events) leading to compliance with the Missouri Clean Water Law, its implementing regulations, and/or the terms and conditions of an operating permit. *See also* Section 502(17) of the Clean Water Act, and 40 CFR §122.2. For new effluent limitations, the permit may include interim monitoring for the specific parameter to demonstrate the facility is not already in compliance with the new requirement. Per 40 CFR § 122.47(a)(1), 10 CSR 20-7.031(11), and 10 CSR 20-7.015(9), compliance must occur as soon as possible. If the permit provides a schedule for meeting new water quality based effluent limits, a SOC must include an enforceable, final effluent limitation in the permit even if the SOC extends beyond the life of the permit.

An SOC is not allowed:

- For effluent limitations based on technology-based standards established in accordance with federal requirements, if the deadline for compliance established in federal regulations has passed. 40 CFR § 125.3.
- For a newly constructed facility in most cases. Newly constructed facilities must meet applicable effluent limitations when discharge begins, because the facility has installed the appropriate control technology as specified in a permit or antidegradation review. An SOC is allowed for a new water quality based effluent limit that was not included in a previously public noticed permit or antidegradation review, which may occur if a regulation changes during construction.
- To develop a TMDL, UAA, or other study that may result in site-specific criteria or alternative effluent limits. A facility is not prohibited from conducting these activities, but an SOC may not be granted for conducting these activities.

In order to provide guidance to Permit Writers in developing SOC's, and attain a greater level of consistency, on April 9, 2015 the Department issued an updated policy on development of SOC's. This policy provides guidance to Permit Writers on the standard time frames for schedules for common activities, and guidance on factors that may modify the length of the schedule such as a Cost Analysis for Compliance.

- ✓ The time given for effluent limitations of this permit listed under Interim Effluent Limitation and Final Effluent Limitations were established in accordance with [10 CSR 20-7.031(10)]. The facility has been given a schedule of compliance to meet final effluent limits for Ammonia as N. The eight-year schedule of compliance allowed for this facility should provide adequate time to evaluate operations, obtain an engineering report, hold a bond election, obtain a construction permit and implement upgrades required to meet effluent limits. The previous permit established the Schedule of Compliance at five years; however, due to changes in the Department's cost affordability analysis and policy, the length of Schedules of Compliance for the facility has received a three year extension to complete any necessary upgrades.

The following suggested milestones can be used by the permittee as a timeline toward compliance with new permit requirements. Once the permit holder's engineer has completed facility design with actual costs associated with permit compliance, it may be necessary for the permit holder to request additional time within the schedule of compliance. The Department is committed to review all requests for additional time in the schedule of compliance where adequate justification is provided.

Suggested Milestones during the 8 Year Schedule of Compliance

Year	Milestone(s)
1	Identify funding source and hire engineer.
2	Submit plans and specifications to the Department. Apply for construction permit if applicable
3	Construction
4	Construction
5	Construction
6	Construction
7	Construction
8	Complete construction

SEWER EXTENSION AUTHORITY SUPERVISED PROGRAM:

In accordance with [10 CSR 20-6.010(6)(A)], the Department may grant approval of a permittee's Sewer Extension Authority Supervised Program. These approved permittees regulate and approve construction of sanitary sewers and pump stations, which are tributary to this wastewater treatment facility. The permittee shall act as the continuing authority for the operation, maintenance, and modernization of the constructed collection system. See <http://dnr.mo.gov/env/wpp/permits/sewer-extension.htm>.

- ✓ The permittee does not have a Department approved Sewer Extension Authority Supervised Program.

STORMWATER POLLUTION PREVENTION PLAN (SWPPP):

In accordance with 40 CFR 122.44(k) *Best Management Practices (BMPs)* to control or abate the discharge of pollutants when: (1) Authorized under section 304(e) of the Clean Water Act (CWA) for the control of toxic pollutants and hazardous substances from ancillary industrial activities; (2) Authorized under section 402(p) of the CWA for the control of stormwater discharges; (3) Numeric effluent limitations are infeasible; or (4) the practices are reasonably necessary to achieve effluent limitations and standards or to carry out the purposes and intent of the CWA.

In accordance with the EPA's *Developing Your Stormwater Pollution Prevention Plan, A Guide for Industrial Operators*, (Document number EPA 833-B-09-002) [published by the United States Environmental Protection Agency (USEPA) in February 2009], BMPs are measures or practices used to reduce the amount of pollution entering (regarding this operating permit) waters of the state. BMPs may take the form of a process, activity, or physical structure.

Additionally in accordance with the Stormwater Management, a SWPPP is a series of steps and activities to (1) identify sources of pollution or contamination, and (2) select and carry out actions which prevent or control the pollution of stormwater discharges. The purpose of a SWPPP is to comply with all applicable stormwater regulations by creating an adaptive management plan to control and mitigate stream pollution from stormwater runoff. Developing a SWPPP provides opportunities to employ appropriate BMPs to minimize the risk of pollutants being discharged during storm events. The following paragraph outlines the general steps the permittee should take to determine which BMPs will work to achieve the benchmark values or limits in the permit. This section is not intended to be all encompassing or restrict the use of any physical BMP or operational and maintenance procedure assisting in pollution control. Additional steps or revisions to the SWPPP may be required to meet the requirements of the permit.

Areas which should be included in the SWPPP are identified in 40 CFR 122.26(b)(14). Once the potential sources of stormwater pollution have been identified, a plan should be formulated to best control the amount of pollutant being released and discharged by each activity or source. This should include, but is not limited to, minimizing exposure to stormwater, good housekeeping measures, proper facility and equipment maintenance, spill prevention and response, vehicle traffic control, and proper materials handling. Once a plan has been developed the facility will employ the control measures determined to be adequate to achieve the benchmark values discussed above. The facility will conduct monitoring and inspections of the BMPs to ensure they are working properly and re-evaluate any BMP not achieving compliance with permitting requirements. For example, if sample results from an outfall show values of TSS above the benchmark value, the BMP being employed is deficient in controlling stormwater pollution. Corrective action should be taken to repair, improve, or replace the failing BMP. This internal evaluation is required at least once per month but should be continued more frequently if BMPs continue to fail. If failures do occur, continue this trial and error process until appropriate BMPs have been established.

For new, altered, or expanded stormwater discharges, the SWPPP shall identify reasonable and effective BMPs while accounting for environmental impacts of varying control methods. The antidegradation analysis must document why no discharge or no exposure options are not feasible. The selection and documentation of appropriate control measures shall serve as an alternative analysis of technology and fulfill the requirements of antidegradation [10 CSR 20-7.031(3)]. For further guidance, consult the antidegradation implementation procedure (<http://dnr.mo.gov/env/wpp/docs/AIP050212.pdf>).

Alternative Analysis (AA) evaluation of the BMPs is a structured evaluation of BMPs that are reasonable and cost effective. The AA evaluation should include practices that are designed to be: 1) non-degrading; 2) less degrading; or 3) degrading water quality. The glossary of AIP defines these three terms. The chosen BMP will be the most reasonable and effective management strategy while ensuring the highest statutory and regulatory requirements are achieved and the highest quality water attainable for the facility is discharged. The AA evaluation must demonstrate why "no discharge" or "no exposure" is not a feasible alternative at the facility. This structured analysis of BMPs serves as the antidegradation review, fulfilling the requirements of 10 CSR 20-7.031(3) Water Quality Standards and *Antidegradation Implementation Procedure (AIP)*, Section II.B.

If parameter-specific numeric exceedances continue to occur and the permittee feels there are no practicable or cost-effective BMPs which will sufficiently reduce a pollutant concentration in the discharge to the benchmark values established in the permit, the permittee can submit a request to re-evaluate the benchmark values. This request needs to include 1) a detailed explanation of why the facility is unable to comply with the permit conditions and unable to establish BMPs to achieve the benchmark values; 2) financial data of the company and documentation of cost associated with BMPs for review and 3) the SWPPP, which should contain adequate documentation of BMPs employed, failed BMPs, corrective actions, and all other required information. This will allow the Department to conduct a cost analysis on control measures and actions taken by the facility to determine cost-effectiveness of BMPs. The request shall be submitted in the form of an operating permit modification; the application is found at: <http://dnr.mo.gov/forms/index.html>.

✓ At this time, the permittee is not required to develop and implement a SWPPP.

VARIANCE:

As per the Missouri Clean Water Law § 644.061.4, variances shall be granted for such period of time and under such terms and conditions as shall be specified by the commission in its order. The variance may be extended by affirmative action of the commission. In no event shall the variance be granted for a period of time greater than is reasonably necessary for complying with the Missouri Clean Water Law §§644.006 to 644.141 or any standard, rule or regulation promulgated pursuant to Missouri Clean Water Law §§644.006 to 644.141.

- ✓ This operating permit is not drafted under premises of a petition for variance.

WASTELOAD ALLOCATIONS (WLA) FOR LIMITS:

As per [10 CSR 20-2.010(86)], the amount of pollutant each discharger is allowed by the Department to release into a given stream after the Department has determined total amount of pollutant that may be discharged into that stream without endangering its water quality.

- ✓ Wasteload allocations were calculated where applicable using water quality criteria or water quality model results and the dilution equation below:

$$C_e = \frac{(Q_e + Q_s)C - (Q_s \times C_s)}{(Q_e)} \quad (\text{EPA/505/2-90-001, Section 4.5.5})$$

Where C = downstream concentration C_e = effluent concentration
Cs = upstream concentration Q_e = effluent flow
Q_s = upstream flow

Chronic wasteload allocations were determined using applicable chronic water quality criteria (CCC: criteria continuous concentration) and stream volume of flow at the edge of the mixing zone (MZ). Acute wasteload allocations were determined using applicable water quality criteria (CMC: criteria maximum concentration) and stream volume of flow at the edge of the zone of initial dilution (ZID).

Water quality based maximum daily and average monthly effluent limitations were calculated using methods and procedures outlined in USEPA's "Technical Support Document For Water Quality-based Toxics Control" (EPA/505/2-90-001).

Number of Samples "n":

Additionally, in accordance with the TSD for water quality-based permitting, effluent quality is determined by the underlying distribution of daily values, which is determined by the Long Term Average (LTA) associated with a particular Wasteload Allocation (WLA) and by the Coefficient of Variation (CV) of the effluent concentrations. Increasing or decreasing the monitoring frequency does not affect this underlying distribution or treatment performance, which should be, at a minimum, be targeted to comply with the values dictated by the WLA. Therefore, it is recommended that the actual planned frequency of monitoring normally be used to determine the value of "n" for calculating the AML. However, in situations where monitoring frequency is once per month or less, a higher value for "n" must be assumed for AML derivation purposes. Thus, the statistical procedure being employed using an assumed number of samples is "n = 4" at a minimum. For Total Ammonia as Nitrogen, "n = 30" is used.

WLA MODELING:

There are two general types of effluent limitations, technology-based effluent limits (TBELs) and water quality based effluent limits (WQBELs). If TBELs do not provide adequate protection for the receiving waters, then WQBEL must be used.

- ✓ A WLA study was either not submitted or determined not applicable by Department staff.

WATER QUALITY STANDARDS:

Per [10 CSR 20-7.031(4)], General Criteria shall be applicable to all waters of the state at all times including mixing zones. Additionally, [40 CFR 122.44(d)(1)] directs the Department to establish in each NPDES permit to include conditions to achieve water quality established under Section 303 of the Clean Water Act, including State narrative criteria for water quality.

WHOLE EFFLUENT TOXICITY (WET) TEST:

A WET test is a quantifiable method of determining if a discharge from a facility may be causing toxicity to aquatic life by itself, in combination with or through synergistic responses when mixed with receiving stream water.

Under the federal Clean Water Act (CWA) §101(a)(3), requiring WET testing is reasonably appropriate for site-specific Missouri State Operating Permits for discharges to waters of the state issued under the National Pollutant Discharge Elimination System (NPDES). WET testing is also required by 40 CFR 122.44(d)(1). WET testing ensures that the provisions in the 10 CSR 20-6.010(8)(A) and the Water Quality Standards 10 CSR 20-7.031(4)(D),(F),(G),(J)2.A & B are being met. Under [10 CSR 20-6.010(8)(B)], the Department may require other terms and conditions that it deems necessary to assure compliance with the Clean Water Act and related regulations of the Missouri Clean Water Commission. In addition the following MCWL apply: §§644.051.3 requires the Department to set permit conditions that comply with the MCWL and CWA; 644.051.4 specifically references toxicity as an item we must consider in writing permits (along with water quality-based effluent limits, pretreatment, etc...); and 644.051.5 is the basic authority to require testing conditions. WET test will be required by facilities meeting the following criteria:

- ☐ Facility is a designated Major.
- ☐ Facility continuously or routinely exceeds its design flow.
- ☐ Facility that exceeds its design population equivalent (PE) for BOD₅ whether or not its design flow is being exceeded.
- ☐ Facility (whether primarily domestic or industrial) that alters its production process throughout the year.
- ☐ Facility handles large quantities of toxic substances, or substances that are toxic in large amounts.
- ☐ Facility has Water Quality-based Effluent Limitations for toxic substances (other than NH₃)
- ☐ Facility is a municipality with a Design Flow \geq 22,500 gpd.
- ☐ Other – please justify.

- ✓ At this time, the permittee is not required to conduct WET test for this facility. The permit writer has conducted reasonable potential determinations for all anticipated pollutants and established numeric effluent limitations where reasonable potential exists. Also, the facility has passed previous Acute WET tests. Therefore, the permit writer has made a reasonable potential determination which concluded the facility does not have reasonable potential to exceed narrative water quality standards for acute toxicity at this time and the acute WET testing requirements have been removed from this permit. This determination will be reevaluated during the next permit renewal.

40 CFR 122.41(M) - BYPASSES:

The federal Clean Water Act (CWA), Section 402 prohibits wastewater dischargers from “bypassing” untreated or partially treated sewage (wastewater) beyond the headworks. A bypass is defined as an intentional diversion of waste streams from any portion of a treatment facility, [40 CFR 122.41(m)(1)(i)]. Additionally, Missouri regulation 10 CSR 20-7.015(9)(G) states a bypass means the intentional diversion of waste streams from any portion of a treatment facility, except in the case of blending, to waters of the state. Only under exceptional and specified limitations do the federal regulations allow for a facility to bypass some or all of the flow from its treatment process. Bypasses are prohibited by the CWA unless a permittee can meet all of the criteria listed in 40 CFR 122.41(m)(4)(i)(A), (B), & (C). Any bypasses from this facility are subject to the reporting required in 40 CFR 122.41(l)(6) and per Missouri’s Standard Conditions I, Section B, part 2.b. Additionally, Anticipated Bypasses include bypasses from peak flow basins or similar devices designed for peak wet weather flows.

- ✓ This facility does not anticipate bypassing.

303(d) LIST & TOTAL MAXIMUM DAILY LOAD (TMDL):

Section 303(d) of the federal Clean Water Act requires that each state identify waters that are not meeting water quality standards and for which adequate water pollution controls have not been required. Water quality standards protect such beneficial uses of water as whole body contact (such as swimming), maintaining fish and other aquatic life, and providing drinking water for people, livestock and wildlife. The 303(d) list helps state and federal agencies keep track of waters that are impaired but not addressed by normal water pollution control programs.

A TMDL is a calculation of the maximum amount of a given pollutant that a body of water can absorb before its water quality is affected. If a water body is determined to be impaired as listed on the 303(d) list, then a watershed management plan will be developed that shall include the TMDL calculation

- ✓ This facility does not discharge to a 303(d) listed stream.

Part VI – Effluent Limits Determination

CATEGORIES OF WATERS OF THE STATE:

As per Missouri's Effluent Regulations [10 CSR 20-7.015], the waters of the state are divided into the below listed seven (7) categories. Each category lists effluent limitations for specific parameters, which are presented in each outfall's Effluent Limitation Table and further discussed in the Derivation & Discussion of Limits section.

- | | |
|---|---|
| <input type="checkbox"/> Missouri or Mississippi River [10 CSR 20-7.015(2)] | <input type="checkbox"/> Special Streams [10 CSR 20-7.015(6)] |
| <input type="checkbox"/> Lakes or Reservoirs [10 CSR 20-7.015(3)] | <input type="checkbox"/> Subsurface Waters [10 CSR 20-7.015(7)] |
| <input type="checkbox"/> Losing Streams [10 CSR 20-7.015(4)] | <input checked="" type="checkbox"/> All Other Waters [10 CSR 20-7.015(8)] |
| <input type="checkbox"/> Metropolitan No-Discharge Streams [10 CSR 20-7.015(5)] | |

OUTFALL #001 – MAIN FACILITY OUTFALL

Effluent limitations derived and established in the below Effluent Limitations Table are based on current operations of the facility. Future permit action due to facility modification may contain new operating permit terms and conditions that supersede the terms and conditions, including effluent limitations, of this operating permit.

EFFLUENT LIMITATIONS TABLE:

PARAMETER	Unit	Basis for Limits	Daily Maximum	Weekly Average	Monthly Average	Previous Permit Limit	Sampling Frequency	Reporting Frequency	Sample Type ****
Flow	MGD	1	*		*	*/	1/week-day	monthly	E
BOD ₅	mg/L	1		65	45	65/45	1/quarter	quarterly	G
TSS	mg/L	1		110	70	110/70	1/quarter	quarterly	G
<i>Escherichia coli</i> **	#/100mL	1, 3		1,030	206	1,030/206	1/week	monthly	G
Ammonia as N (Apr 1 – Sep 30)	mg/L	2, 3	5.6		1.3	5.7/1.3	1/quarter	quarterly	G
Ammonia as N (Oct 1 – Mar 31)	mg/L	2, 3	11.0		2.7	10.9/2.7	1/quarter	quarterly	G
Oil & Grease	mg/L	1, 3	15		10	15/10	1/quarter	quarterly	G
Total Phosphorus	mg/L	1	*		*	*/	1/quarter	quarterly	G
Total Kjeldahl Nitrogen	mg/L	1	*		*	***	1/quarter	quarterly	G
Nitrite + Nitrate	mg/L	1	*		*	***	1/quarter	quarterly	G
PARAMETER	Unit	Basis for Limits	Minimum		Maximum	Previous Permit Limit	Sampling Frequency	Reporting Frequency	Sample Type
pH	SU	1	6.5		9.0	≥6.5	1/quarter	quarterly	G
PARAMETER	Unit	Basis for Limits	Daily Minimum		Monthly Avg. Min	Previous Permit Limit	Sampling Frequency	Reporting Frequency	Sample Type
BOD ₅ Percent Removal	%	1			65	65	1/quarter	quarterly	M
TSS Percent Removal	%	1			65	65	1/quarter	quarterly	M

* - Monitoring requirement only.

** - #/100mL; the Monthly Average for *E. coli* is a geometric mean.

*** - Parameter not previously established in previous state operating permit.

**** - C = 24-hour composite

G = Grab

T = 24-hr. total

E = 24-hr. estimate

M = Measured/calculated

Basis for Limitations Codes:

- | | | |
|--|-----------------------------------|---|
| 1. State or Federal Regulation/Law | 5. Antidegradation Policy | 9. WET Test Policy |
| 2. Water Quality Standard (includes RPA) | 6. Water Quality Model | 10. Multiple Discharger Variance |
| 3. Water Quality Based Effluent Limits | 7. Best Professional Judgment | 11. Nutrient Criteria Implementation Plan |
| 4. Antidegradation Review | 8. TMDL or Permit in lieu of TMDL | |

OUTFALL #001 – DERIVATION AND DISCUSSION OF LIMITS:

- **Flow.** In accordance with [40 CFR Part 122.44(i)(1)(ii)] the volume of effluent discharged from each outfall is needed to assure compliance with permitted effluent limitations. If the permittee is unable to obtain effluent flow, then it is the responsibility of the permittee to inform the Department, which may require the submittal of an operating permit modification.
- **Biochemical Oxygen Demand (BOD₅).** Operating permit retains 65 mg/L as a Weekly Average and 45 mg/L as a Monthly Average from the previous permit. Please see the **CATEGORIZATION OF WATERS OF THE STATE** sub-section of the **Effluent Limits Determination**.
- **Total Suspended Solids (TSS).** Operating permit retains 110 mg/L as a Weekly Average and 70 mg/L as a Monthly Average from the previous permit. Please see the **CATEGORIZATION OF WATERS OF THE STATE** sub-section of the **Effluent Limits Determination**.

Lagoon BOD₅ and TSS Notes:

Please note that the final effluent limits for BOD and TSS contained in the permit are Equivalent to Secondary limits as per 10 CSR 20-7.015. Any changes made to the lagoon system that modifies it such that it no longer functions as a typical lagoon will result in the facility no longer qualifying for Equivalent to Secondary limitations. The facility may be required to also follow the Missouri Antidegradation Rule and Implementation Procedure if the discharge is expanded.

- ***Escherichia coli (E. coli)*.** Monthly average of 206 per 100 mL as a geometric mean and Weekly Average of 1,030 per 100 mL as a geometric mean during the recreational season (April 1 – October 31), for discharges within two miles upstream of segments or lakes with Whole Body Contact Recreation (B) designated use of the receiving stream, as per 10 CSR 20-7.015(9)(B). An effluent limit for both monthly average and weekly average is required by 40 CFR 122.45(d). The Geometric Mean is calculated by multiplying all of the data points and then taking the nth root of this product, where n = # of samples collected. For example: Five *E. coli* samples were collected with results of 1, 4, 6, 10, and 5 (#/100mL). Geometric Mean = 5th root of (1)(4)(6)(10)(5) = 5th root of 1,200 = 4.1 #/100mL.
- **Total Ammonia Nitrogen.** Early Life Stages Present Total Ammonia Nitrogen criteria apply [10 CSR 20-7.031(5)(B)7.C. & Table B3]. Background total ammonia nitrogen = 0.01 mg/L. No mixing considerations allowed; therefore, WLA = appropriate criterion.

Season	Temp (°C)	pH (SU)	Total Ammonia Nitrogen CCC (mg/L)	Total Ammonia Nitrogen CMC (mg/L)
Summer	26	7.8	1.5	12.1
Winter	6	7.8	3.1	12.1

Summer: April 1 – September 30

Chronic WLA: $C_e = ((0.3038 + 0)1.5 - (0 * 0.01) / 0.3038$
 $C_e = 1.5$

Acute WLA: $C_e = ((0.3038 + 0)12.1 - (0 * 0.3038) / 0.3038$
 $C_e = 12.1$

LTAc = 1.5 mg/L * (0.586) = 0.88 mg/L
 LTAA = 12.1 mg/L * (0.157) = 1.9 mg/L

[CV = 1.35, 99th Percentile, 30 day avg.]
 [CV = 1.35, 99th Percentile]

MDL = 0.877 mg/L * (6.38) = **5.6** mg/L
 AML = 0.877 mg/L * (1.447) = **1.3** mg/L

[CV = 1.35, 99th Percentile]
 [CV = 1.35, 95th Percentile, n=30]

Winter: October 1 – March 31

Chronic WLA: $C_e = ((0.3038 + 0)3.1 - (0 * 0.01) / 0.3038$
 $C_e = 3.1$

Acute WLA: $C_e = ((0.3038 + 0)12.1 - (0 * 0.3038) / 0.3038$
 $C_e = 12.1$

LTAc = 3.1 mg/L * (0.624) = 1.93 mg/L
 LTAA = 12.1 mg/L * (0.176) = 2.13 mg/L

[CV = 1.18, 99th Percentile, 30 day avg.]
 [CV = 1.18, 99th Percentile]

MDL = 1.93 mg/L * (5.67) = **11.0** mg/L
 AML = 1.93 mg/L * (1.387) = **2.7** mg/L

[CV = 1.18, 99th Percentile]
 [CV = 1.18, 95th Percentile, n=30]

- **Oil & Grease.** Conventional pollutant, effluent limitation for protection of aquatic life; 10 mg/L monthly average, 15 mg/L daily maximum.
- **Total Phosphorus and Total Nitrogen (Speciated).** Effluent monitoring for Total Phosphorus, Total Kjeldahl Nitrogen, Nitrite + Nitrate, and Ammonia required per 10 CSR 20-7.015(9)(D)8.
- **pH.** 6.5-9.0 SU. The Environmental Protection Agency's Quality Criteria for Water 1986 alludes to chronic pH testing data, which reflects that the pH 6.5-9.0 SU may be measured as a consecutive 4 day average. The in-stream Water Quality Standard states that water contaminants shall not cause pH to be outside the range of 6.5-9.0 SU. Therefore, the permit has been modified to reflect that pH is either to be reported as an instantaneous (if only one sample is taken) value or a consecutive 4-day average. Please note that it is not valid to calculate an arithmetic mean as the average pH value; rather, average pH must be calculated according to the following formula:

$$\overline{pH} = -\log 10[(\sum C)/(n)]$$

Where C = the concentration of hydronium ions
n = the number of measurements

A pH averaging tool can be found online here: <http://wgr-sw.com/pH/>

- **Biochemical Oxygen Demand (BOD₅) Percent Removal.** In accordance with 40 CFR Part 133, removal efficiency is a method by which the Federal Regulations define Secondary Treatment and Equivalent to Secondary Treatment, which applies to Biochemical Oxygen Demand 5-day (BOD₅) and Total Suspended Solids (TSS) for Publicly Owned Treatment Works (POTWs)/municipals. This facility is required to meet 65% removal efficiency for BOD₅.
- **Total Suspended Solids (TSS) Percent Removal.** In accordance with 40 CFR Part 133, removal efficiency is a method by which the Federal Regulations define Secondary Treatment and Equivalent to Secondary Treatment, which applies to Biochemical Oxygen Demand 5-day (BOD₅) and Total Suspended Solids (TSS) for Publicly Owned Treatment Works (POTWs)/municipals. This facility is required to meet 65% removal efficiency for TSS.

Parameters Removed.

- **Acute Whole Effluent Toxicity (WET) test.** The previous permit included requirements to conduct an Acute WET test once during the permit cycle. The permit writer has conducted reasonable potential determinations for all anticipated pollutants and established numeric effluent limitations where reasonable potential exists. Also, the facility has passed previous Acute WET tests. Therefore, the permit writer has made a reasonable potential determination which concluded the facility does not have reasonable potential to exceed narrative water quality standards for acute toxicity at this time and the acute WET testing requirements have been removed from this permit. This determination will be reevaluated during the next permit renewal.

Sampling Frequency Justification: Sampling and Reporting Frequency was reduced to quarterly for all parameters and for newly established limits except for flow and *E. coli* which were retained from the previous permit. Weekly sampling is required for *E. coli*, per 10 CSR 20-7.015(9)(D)7.A.

Sampling Type Justification: As per 10 CSR 20-7.015, BOD₅ and TSS samples collected for lagoons may be grab samples. Grab samples must be collected for pH, *E. coli*, and Oil & Grease in accordance with recommended analytical methods. For further information on sampling and testing methods please review 10 CSR 20-7.015(9)(D) 2.

PERMITTED FEATURE INF – INFLUENT MONITORING

The monitoring requirements established in the below Monitoring Requirements Table are based on current operations of the facility. Future permit action due to facility modification may contain new operating permit terms and conditions that supersede the terms and conditions, including the monitoring requirements listed in this table.

INFLUENT MONITORING TABLE:

PARAMETER	Unit	Basis for Limits	Daily Maximum	Weekly Average	Monthly Average	Previous Permit Limit	Sampling Frequency	Reporting Frequency	Sample Type ****
Ammonia as N	mg/L	1	*		*	***	1/quarter	quarterly	G
Total Phosphorus	mg/L	1	*		*	***	1/quarter	quarterly	G
Total Kjeldahl Nitrogen	mg/L	1	*		*	***	1/quarter	quarterly	G
Nitrite + Nitrate	mg/L	1	*		*	***	1/quarter	quarterly	G

* - Monitoring requirement only.

*** - Parameter not previously established in previous state operating permit.

**** - C = Composite

G = Grab

Basis for Limitations Codes:

- | | | |
|--|-----------------------------------|---|
| 1. State or Federal Regulation/Law | 5. Antidegradation Policy | 9. WET Test Policy |
| 2. Water Quality Standard (includes RPA) | 6. Water Quality Model | 10. Multiple Discharger Variance |
| 3. Water Quality Based Effluent Limits | 7. Best Professional Judgment | 11. Nutrient Criteria Implementation Plan |
| 4. Antidegradation Review | 8. TMDL or Permit in lieu of TMDL | |

Influent Parameters

- **Total Phosphorus, Total Kjeldahl Nitrogen, Nitrite + Nitrate, and Ammonia.** Influent monitoring for Total Phosphorus, Total Kjeldahl Nitrogen, Nitrite + Nitrate, and Ammonia required per 10 CSR 20-7.015(9)(D)8.

Sampling Frequency Justification: The sampling and reporting frequency for Total Phosphorus and Total Nitrogen (speciated) parameters was established to match the required sampling frequency of these parameters in the effluent, per 10 CSR 20-7.015(9)(D)8.].

Sampling Type Justification: Sample types for Total Phosphorus and Nitrogen parameters were established to match the required sampling frequency of these parameters in the effluent. Samples should be analyzed as soon as possible after collection and/or properly preserved according to method requirements.

PERMITTED FEATURE SM1 – INSTREAM MONITORING (UPSTREAM)

The monitoring requirements established in the below Monitoring Requirements Table are based on current operations of the facility. Future permit action due to facility modification may contain new operating permit terms and conditions that supersede the terms and conditions, including the monitoring requirements listed in this table.

MONITORING REQUIREMENTS TABLE:

PARAMETER	Unit	Basis for Limits	Daily Maximum	Weekly Average	Monthly Average	Previous Permit Limit	Sampling Frequency	Reporting Frequency	Sample Type ****
Ammonia as N	mg/L	7	*		*	***	1/quarter	quarterly	G
Total Phosphorus	mg/L	7	*		*	***	1/quarter	quarterly	G
Total Kjeldahl Nitrogen	mg/L	7	*		*	***	1/quarter	quarterly	G
Nitrite + Nitrate	mg/L	7	*		*	***	1/quarter	quarterly	G

* - Monitoring requirement only.

*** - Parameter not previously established in previous state operating permit.

**** - G = Grab

Basis for Limitations Codes:

- | | | |
|--|-----------------------------------|---|
| 1. State or Federal Regulation/Law | 5. Antidegradation Policy | 9. WET Test Policy |
| 2. Water Quality Standard (includes RPA) | 6. Water Quality Model | 10. Multiple Discharger Variance |
| 3. Water Quality Based Effluent Limits | 7. Best Professional Judgment | 11. Nutrient Criteria Implementation Plan |
| 4. Antidegradation Review | 8. TMDL or Permit in lieu of TMDL | |

PERMITTED FEATURE SM1 – DERIVATION AND DISCUSSION OF MONITORING REQUIREMENTS:

- **Total Phosphorus, Total Kjeldahl Nitrogen, Nitrite + Nitrate, and Ammonia.** Facilities with a design flow greater than 100,000 gallons per day but less than one million gallons per day are required to sample their effluent quarterly for Total Phosphorus and Total Kjeldahl Nitrogen, Nitrite + Nitrate and Ammonia per 10 CSR 20-7.015(9)(D)8. Upstream monitoring for these parameters is necessary to determine background stream concentrations in order to complete calculations that determine instream nutrient loading.

Sampling Frequency Justification: The sampling and reporting frequency for Total Phosphorus and Total Nitrogen (speciated) parameters has been established to match the required sampling frequency of these parameters in the effluent.

Sampling Type Justification: For the purposes of instream data collection, and as the upstream water quality should be consistent over a 24 hour period, grab samples are sufficient. Samples should be analyzed as soon as possible after collection and/or properly preserved according to method requirements.

OUTFALL #001 – GENERAL CRITERIA CONSIDERATIONS:

In accordance with 40 CFR 122.44(d)(1), effluent limitations shall be placed into the permit for those pollutants which have been determined to cause, have the reasonable potential to cause, or contribute to an excursion above any State water quality standard, including State narrative criteria for water quality. The rule further states that pollutants which have been determined to cause, have the reasonable potential to cause, or contribute to an excursion above a narrative criterion within an applicable State water quality standard, the permit shall contain a numeric effluent limitation to protect that narrative criterion. In order to comply with this regulation, the permit writer will complete reasonable potential determinations on whether the discharge will violate any of the general criteria listed in 10 CSR 20-7.031(4). These specific requirements are listed below followed by derivation and discussion (the lettering matches that of the rule itself, under 10 CSR 20-7.031(4)). It should also be noted that Section 644.076.1, RSMo as well as Section D – Administrative Requirements of Standard Conditions Part I of this permit states that it shall be unlawful for any person to cause or permit any discharge of water contaminants from any water contaminant or point source located in Missouri that is in violation of sections 644.006 to 644.141 of the Missouri Clean Water Law or any standard, rule or regulation promulgated by the commission.

- (I) Waters shall be free from substances in sufficient amounts to cause the formation of putrescent, unsightly or harmful bottom deposits or prevent full maintenance of beneficial uses. The discharge from this facility is made up of treated domestic wastewater. Based upon review of the recent Report of Compliance Inspection for the inspection conducted on January 28, 2019, no evidence of an excursion of this criterion has been observed by the Department in the past and the facility has not disclosed any other information related to the characteristics of the discharge on their permit application which has the potential to cause or contribute to an excursion of this narrative criterion. Additionally, this facility utilizes equivalent to secondary treatment technology and is currently in compliance with the equivalent to secondary treatment technology based effluent limits established in 40 CFR 133 and there has been no indication to the Department that the stream has had issues maintaining beneficial uses as a result of this discharge. Based on the information reviewed during the drafting of this permit, these final effluent limitations appear to have protected against the excursion of this criterion in the past. Therefore, the discharge does not have the reasonable potential to cause or contribute to an excursion of this criterion.
- (J) Waters shall be free from oil, scum and floating debris in sufficient amounts to be unsightly or prevent full maintenance of beneficial uses. Please see (A) above as justification is the same.
- (K) Waters shall be free from substances in sufficient amounts to cause unsightly color or turbidity, offensive odor or prevent full maintenance of beneficial uses. Please see (A) above as justification is the same.
- (L) Waters shall be free from substances or conditions in sufficient amounts to result in toxicity to human, animal or aquatic life. This permit contains final effluent limitations which are protective of both acute and chronic toxicity for various pollutants that are either expected to be discharged by domestic wastewater facilities or that were disclosed by this facility on the application for permit coverage. Based on the information reviewed during the drafting of this permit, it has been determined if the facility meets final effluent limitations established in this permit, there is no reasonable potential for the discharge to cause an excursion of this criterion.
- (M) There shall be no significant human health hazard from incidental contact with the water. Please see (D) above as justification is the same.
- (N) There shall be no acute toxicity to livestock or wildlife watering. Please see (D) above as justification is the same.
- (O) Waters shall be free from physical, chemical or hydrologic changes that would impair the natural biological community. Please see (A) above as justification is the same.
- (P) Waters shall be free from used tires, car bodies, appliances, demolition debris, used vehicles or equipment and solid waste as defined in Missouri's Solid Waste Law, section 260.200, RSMo, except as the use of such materials is specifically permitted pursuant to section 260.200-260.247. The discharge from this facility is made up of treated domestic wastewater. No evidence of an excursion of this criterion has been observed by the Department in the past and the facility has not disclosed any other information related to the characteristics of the discharge on their permit application which has the potential to cause or contribute to an excursion of this narrative criterion. Additionally, any solid wastes received or produced at this facility are wholly contained in appropriate storage facilities, are not discharged, and are disposed of offsite. This discharge is subject to Standard Conditions

Part III, which contains requirements for the management and disposal of sludge to prevent its discharge. Therefore, this discharge does not have reasonable potential to cause or contribute to an excursion of this criterion.

Part VII – Cost Analysis for Compliance

Pursuant to Section 644.145, RSMo, when issuing permits under this chapter that incorporate a new requirement for discharges from publicly owned combined or separate sanitary or storm sewer systems or publicly owned treatment works, or when enforcing provisions of this chapter or the Federal Water Pollution Control Act, 33 U.S.C. 1251 et seq., pertaining to any portion of a publicly owned combined or separate sanitary or storm sewer system or [publicly owned] treatment works, the Department of Natural Resources shall make a “finding of affordability” on the costs to be incurred and the impact of any rate changes on ratepayers upon which to base such permits and decisions, to the extent allowable under this chapter and the Federal Water Pollution Control Act. This process is completed through a cost analysis for compliance. Permits that do not include new requirements may be deemed affordable.

- ✓ The Department is required to determine “findings of affordability” because the permit applies to a combined or separate sanitary sewer system for a publically-owned treatment works.

Cost Analysis for Compliance - The Department has made a reasonable search for empirical data indicating the permit is affordable. The search consisted of a review of Department records that might contain economic data on the community, a review of information provided by the applicant as part of the application, and public comments received in response to public notices of this draft permit. If the empirical cost data was used by the permit writer, this data may consist of median household income, any other ongoing projects that the Department has knowledge, and other demographic financial information that the community provided as contemplated by Section 644. 145.3.

The following table summarizes the results of the cost analysis. See **Appendix – Cost Analysis for Compliance** for detailed information.

Summary Table. Cost Analysis for Compliance Summary for the City of Winfield

Annual Median Household Income (MHI)	Estimated Monthly User Rate	Residential Indicator (User Rate as a Percent of MHI)	Financial Capability Indicator	Financial Burden	Schedule of Compliance Length
\$53,622	\$54.83	1.23%	2.43	Medium Burden	8 years
Pollution Control Option Selected for Analysis: Mechanical plant					
Estimated Present Worth: \$4,507,560					

The following table summarizes the results of the cost analysis. See **Appendix – Cost Analysis for Compliance** for detailed information.

Part VIII – Administrative Requirements

On the basis of preliminary staff review and the application of applicable standards and regulations, the Department, as administrative agent for the Missouri Clean Water Commission, proposes to issue a permit(s) subject to certain effluent limitations, schedules, and special conditions contained herein and within the operating permit. The proposed determinations are tentative pending public comment.

WATER QUALITY STANDARD REVISION:

In accordance with section 644.058, RSMo, the Department is required to utilize an evaluation of the environmental and economic impacts of modifications to water quality standards of twenty-five percent or more when making individual site-specific permit decisions.

- ✓ This operating permit does not contain requirements for a water quality standard that has changed twenty-five percent or more since the previous operating permit.

PERMIT SYNCHRONIZATION:

The Department of Natural Resources is currently undergoing a synchronization process for operating permits. Permits are normally issued on a five-year term, but to achieve synchronization many permits will need to be issued for less than the full five years allowed by regulation. The intent is that all permits within a watershed will move through the Watershed Based Management (WBM) cycle together will all expire in the same fiscal year. This will allow further streamlining by placing multiple permits within a smaller geographic area on public notice simultaneously, thereby reducing repeated administrative efforts. This will also allow the Department to explore a watershed based permitting effort at some point in the future. Renewal applications must continue to be submitted within 180 days of expiration, however, in instances where effluent data from the previous renewal is less than 4 years old, that data may be re-submitted to meet the requirements of the renewal application. If the permit provides a schedule of compliance for meeting new water quality based effluent limits beyond the expiration date of the permit, the time remaining in the schedule of compliance will be allotted in the renewed permit.

PUBLIC NOTICE:

The Department shall give public notice that a draft permit has been prepared and its issuance is pending. Additionally, public notice will be issued if a public hearing is to be held because of a significant degree of interest in and water quality concerns related to a draft permit. No public notice is required when a request for a permit modification or termination is denied; however, the requester and permittee must be notified of the denial in writing. The Department must issue public notice of a pending operating permit or of a new or reissued statewide general permit. The public comment period is the length of time not less than 30 days following the date of the public notice which interested persons may submit written comments about the proposed permit. For persons wanting to submit comments regarding this proposed operating permit, then please refer to the Public Notice page located at the front of this draft operating permit. The Public Notice page gives direction on how and where to submit appropriate comments.

- ✓ The Public Notice period for this operating permit was from May 3, 2019 to June 3, 2019.
Note: at the time of issuance, the Department extended the Schedule of Compliance completion date from September 1, 2025 to October 1, 2025 for administrative purposes.

DATE OF FACT SHEET: APRIL 4, 2019

COMPLETED BY:

**KYLE WILLENBURG, ENVIRONMENTAL SPECIALIST
MISSOURI DEPARTMENT OF NATURAL RESOURCES
WATER PROTECTION PROGRAM
OPERATING PERMITS SECTION - DOMESTIC WASTEWATER UNIT
(573) 751-5827
Kyle.Willenburg@dnr.mo.gov**

Appendices

APPENDIX - CLASSIFICATION WORKSHEET: SEE FACTSHEET ADDENDUM FOR UPDATED OPERATOR CLASSIFICATION SHEET

APPENDIX – RPA RESULTS:

Parameter	CMC*	RWC Acute*	CCC*	RWC Chronic*	n**	Range max/min	CV***	MF	RP Yes/No
Total Ammonia as Nitrogen (Summer) mg/L	12.1	22.63	1.5	22.63	48	8.5/0.05	1.35	2.66	YES
Total Ammonia as Nitrogen (Winter) mg/L	12.1	35.51	3.1	35.51	47	14/0.005	1.18	2.54	YES

N/A – Not Applicable

* - Units are (µg/L) unless otherwise noted.

** - If the number of samples is 10 or greater, then the CV value must be used in the WQBEL for the applicable constituent. If the number of samples is < 10, then the default CV value must be used in the WQBEL for the applicable constituent.

*** - Coefficient of Variation (CV) is calculated by dividing the Standard Deviation of the sample set by the Mean of the same sample set.

RWC – Receiving Water Concentration. It is the concentration of a toxicant or the parameter toxicity in the receiving water after mixing (if applicable).

n – Is the number of samples.

MF – Multiplying Factor. 99% Confidence Level and 99% Probability Basis.

RP – Reasonable Potential. It is where an effluent is projected or calculated to cause an excursion above a water quality standard based on a number of factors including, as a minimum, the four factors listed in 40 CFR 122.44(d)(1)(ii).

Reasonable Potential Analysis is conducted as per (TSD, EPA/505/2-90-001, Section 3.3.2). A more detailed version including calculations of this RPA is available upon request.

APPENDIX – COST ANALYSIS FOR COMPLIANCE:

**Missouri Department of Natural Resources
Water Protection Program
Cost Analysis for Compliance
(In accordance with RSMo 644.145)
Winfield Wastewater Treatment Facility
City of Winfield
Missouri State Operating Permit #MO-0088676**

Section 644.145 RSMo requires the Department of Natural Resources (Department) to make a “finding of affordability” when “issuing permits under” or “enforcing provisions of” state or federal clean water laws “pertaining to any portion of a combined or separate sanitary sewer system for publicly-owned treatment works.” This cost analysis does not dictate that the permittee will upgrade their facility, or how the permittee will comply with new permit requirements. The results of this analysis are used to determine an adequate compliance schedule for the permit that may mitigate the financial burden of new permit requirements.

New Permit Requirements

The permit requires compliance with new effluent limitations for ammonia, which may require the design, construction, and operation of a different treatment technology. The cost assumptions in this analysis anticipate complete replacement of the existing treatment facility. For this analysis, the Department has selected the mechanical treatment technology that could be the most practical solution to meet the new requirements for the community as well as cost estimates to convert the facility into a no-discharge land application system.

The permit also requires compliance with new monitoring requirements for speciated nitrogen and total phosphorus in the influent, effluent, and upstream.

Flow and Connections

The size of the facility evaluated for upgrades was chosen based on the permitted design flow. If significant population growth is expected in the community, or if a significant portion of the flow is due to inflow and infiltration, then the flows and resulting estimated costs used in a facility plan prepared by a consulting engineer may differ. The number of connections was reported by the permittee on the Financial Questionnaire.

Flow Evaluated: 196,000 gallons per day	
Connection Type	Number
Residential	429
Commercial	65
Industrial	0
Total	494

Data Collection for this Analysis

This cost analysis is based on data available to the Department as provided by the permittee and data obtained from readily available sources. For the most accurate analysis, it is essential that the permittee provides the Department with current information about the City’s financial and socioeconomic situation. The financial questionnaire available to permittees on the Department’s website (<http://dnr.mo.gov/forms/780-2511-f.pdf>) is a required attachment to the permit renewal application. If the financial questionnaire is not submitted with the renewal application, the Department sends a request to complete the form with the welcome correspondence. If certain data was not provided by the permittee to the Department and the data is not obtainable through readily available sources, this analysis will state that the information is “unknown”.

The Department estimates the cost for reconstruction of a treatment plant using a software program from Hydromantis¹ titled CapdetWorks. CapdetWorks is a preliminary design and costing software program for wastewater treatment plants utilizing national indices, such as the Marshall and Swift Index and Engineering News Records Cost Index, to price the development of capital, operating, maintenance, material, and energy costs for various treatment technologies. The program works from national indices; therefore, estimated costs will vary from actual costs, as each community is unique in its budget commitments and treatment design. Because the methods used to derive the analysis estimate costs that tend to be greater than actual costs associated with an upgrade, it reflects a conservative estimate anticipated for a community. The overestimation of costs is due to the fact that it is unknown by the Department what existing equipment and structures will be reused in the upgraded facility before an engineer completes a facility design. For questions associated with CapdetWorks, please contact the Department’s Engineering Section at (573) 751-6621.

Eight Criteria of 644.145 RSMo

The Department must consider the eight (8) criteria presented in subsection 644.145 RSMo to evaluate the cost associated with new permit requirements.

(1) A community's financial capability and ability to raise or secure necessary funding;

Criterion 1 Table. Current Financial Information for the City of Winfield	
Current Monthly User Rates per 5,000 gallons*	\$44.60
Municipal Bond Rating (if applicable)	Unknown
Bonding Capacity**	Unknown
Median Household Income (MHI) ²	\$53,622
Current Annual Operating Costs (excludes depreciation)	\$74,700
Current Outstanding Debt for the Facility	\$0
Amount within the Current User Rate Used toward Payments on Outstanding Debt Related to the Current Wastewater Infrastructure	Unknown

* User Rates were reported by the permittee on the Financial Questionnaire.

** General Obligation Bond capacity allowed by constitution: Cities = up to 20% of taxable tangible property; Sewer districts or villages = up to 5% of taxable tangible property

(2) Affordability of pollution control options for the individuals or households at or below the median household income level of the community;

The cost estimates located within this document are for the construction of a brand new treatment facility or system that is the most practical to facilitate compliance with new permit requirements.

Cost Estimate Assumptions:

- Total Present Worth includes a five percent interest rate to construct and perform annual operation and maintenance of the new treatment plant over the term of the loan, which is 20 years for the mechanical plant option and 30 years for the land application option.
- Capital Cost includes design, construction, inspection, and contingency costs from CapdetWorks.
- Operation and maintenance (O&M) includes operations, maintenance, materials, chemical, and electrical costs for the facility on an annual basis. It includes items that are expected to be replaced during operations, such as pumps and is estimated between 15% and 45% of the user rate.
- Estimated user costs per 5,000 gallons per month are calculated using equations that account for debt retirement and annualized operation and maintenance costs over the life of the treatment facility. Estimated user costs are not added to the community's current user rate because they estimate total replacement of the facility.

Mechanical Plant Pollution Control Option Cost Estimates:

For the mechanical plant option, the Department has estimated costs for an oxidation ditch with UV disinfection. Treatment technologies were selected that meet the following monthly average effluent limits:

- Total Ammonia Nitrogen of 0.6 mg/L
- Biochemical Oxygen Demand (BOD₅) of 10 mg/L
- Total Suspended Solids (TSS) of 15 mg/L

Sludge handling and sludge treatment are included in the capital, operations, maintenance, and present worth cost estimations. New sampling costs are also included in the following cost estimations.

Criterion 2A Table. Estimated Costs for Mechanical Plant Pollution Control Option		
(1)	Estimated Total Present Worth	\$4,043,590
	Estimated Capital Cost	\$2,507,560
	Estimated Annual Cost of Operation and Maintenance	\$123,255
	Estimated Annual Cost of New Sampling Requirements	\$548
	Estimated Monthly User Cost	\$54.83
(2)	Current Monthly Debt Retirement Amount Per User	\$0.00
(3)	Total Monthly User Cost	\$54.83
	Total Monthly User Cost as a Percent of Median Household Income ³	1.23%

Land Application Pollution Control Option Cost Estimates:

Costs are estimated for the land application option as a range. The cost estimate on the low end of the range assumes that the community will not have to construct or purchase additional land for a new storage basin. The cost estimate on the high end of the range assumes the purchase of additional land and the construction of a new storage basin. Four regions divided by highways have been established to estimate the minimum storage time required and the amount of land necessary for land application within Missouri. The cost of land has been estimated based on county averages. The regions are north of Highway 36, between Highways 36 and 50, between Highways 50 and 60, and south of Highway 60. For communities that are divided by highways, the region selected is where the majority of the county resides. More or less land may be required than what was estimated based on site-specific considerations such as streams, sinkholes, severe slopes, or roads. A no-discharge facility, of which land application is the most common form, is required to be demonstrated as infeasible before a discharging system may be constructed per 10 CSR 20-6.010(4)(A)5.B. Where land is available, land application should be considered as a pollution control option because of the lower cost associated with construction and O&M over a longer term. Also, a no-discharge system ensures lessened regulatory impact as a result of changes made to water quality standards.

New sampling costs are also included in the following cost estimations. If the community decides to install a land application system, the new sampling requirements will only be permitted until the facility completes upgrades, which would eliminate the discharge.

Criterion 2B Table. Estimated Costs for Land Application Pollution Control Option		
(1)	Land Required	131.9~143.2
	Estimated Total Present Worth	\$9,351,712~\$11,112,140
	Estimated Capital Cost	\$7,657,345~\$8,903,411
	Estimated Annual Cost of Operation and Maintenance	\$110,221~\$143,681
	Estimated Annual Cost of New Sampling Requirements	\$548
	Estimated Monthly User Cost	\$102.71~\$122.03
(2)	Current Monthly Debt Retirement Amount Per User	\$0.00
(3)	Total Monthly User Cost	\$102.71~\$122.03
	Total Monthly User Cost as a Percent of Median Household Income ⁴	2.30%~2.73%

(3) An evaluation of the overall costs and environmental benefits of the control technologies;

An investment in wastewater treatment will provide several social, environmental, and economic benefits. Improved wastewater provides benefits such as avoided health costs due to water-related illness, enhanced environmental ecosystem quality, and improved natural resources. The preservation of natural resources has been proven to increase the economic value and sustainability of the surrounding communities. Maintaining Missouri's water quality standards fulfills the goal of **restoring** and **maintaining** the chemical, physical, and biological integrity of **the receiving stream**; and, where attainable, it achieves a level of water quality that provides for the protection and propagation of fish, shellfish, wildlife, and recreation in and on the water.

Total Ammonia Nitrogen Treatment

Ammonia can be toxic to aquatic life. Fish may suffer a loss of equilibrium, hyperexcitability, increased respiratory activity and oxygen uptake, and increased heart rate. At extreme ammonia levels, fish may experience convulsions, coma, and death. Native fish and other native aquatic life are extremely important to Missouri's ecosystem. They contribute essential nutrients to the streams, rivers, lakes, pond other waters in which they inhabit. Freshwater ecosystems are important for human survival, in that it provides a majority of people's drinking water. Also, a pristine freshwater ecosystem with an abundance of aquatic life can increase the community's overall income of revenue. Revenue to businesses and sales tax revenue is increased as the natural amenity will attract fisherman and tourism to the area. Fish and other aquatic life also provide a source of low cost sustenance for the people within the surrounding communities. Final water quality-based effluent limits for total ammonia nitrogen is a requirement of this permit. A schedule of compliance is given with the final limits so that the permittee has time to secure funding and update their treatment plant, if necessary. Further information can be found in the Water Protection Program fact sheet titled "Changes to the Water Quality Standard for Ammonia" at <http://dnr.mo.gov/pubs/pub2481.htm>.

Nutrient Monitoring

Nutrients are mineral compounds that are required for organisms to grow and thrive. Of the six (6) elemental macronutrients, nitrogen and phosphorus are generally not readily available and limit growth of organisms. Excess nitrogen and phosphorus will cause a shift in the ecosystem's food web. Once excess nitrogen and phosphorus are introduced into a waterbody, some species' populations will dramatically increase, while other populations will not be able to sustain life. Competition and productivity are two factors in which nutrients can alter aquatic ecosystems and the designated uses of a waterbody. For example, designated uses, such as drinking water sources and recreational uses, become impaired when algal blooms take over a waterbody. These blooms can cause foul tastes and odors in the drinking water, unsightly appearance, and fish mortality in the waterbody. Some algae also produce toxins that may cause serious adverse health conditions such as liver damage, tumor promotion, paralysis, and kidney damage. The monitoring requirements for nitrogen and phosphorus have been added to the permit to provide data regarding the health of the receiving stream's aquatic life. A healthy ecosystem is beneficial as it provides reduced impacts on human and aquatic health as well as recreational opportunities.

The construction and installation of land application is another option that has been evaluated within this document. The Missouri State Operating Permit for a land application system does not contain discharge effluent limits as there is no potential to cause an excursion of water quality standards. Therefore, a land application system is of value to the permittee when considering costs associated with O&M, and future regulatory changes.

Disinfection

E. coli is a species of bacteria that normally live in the intestines of humans and warm-blooded animals. While some strains of *E. coli* are harmless, there are several strains that can cause severe diarrhea, abdominal cramps, and severe kidney failure. The people most susceptible to these consequences are young children, the elderly, and those with weakened immune systems. The receiving stream that this facility discharges to contains the WBC-B designated use to protect human health in accordance with Water Quality Standards (10 CSR 20-7.031) and the Clean Water Act. The disinfection of wastewater effluent benefits human health by reducing exposure to disease-causing bacteria, such as *E. coli*, and viruses and reducing health care costs to those infected by contaminated water. The construction and installation of a disinfection system at the treatment facility will protect human health as well as meet water quality standards.

(4) Inclusion of ongoing costs of operating and maintaining the existing wastewater collection and treatment system, including payments on outstanding debts for wastewater collection and treatment systems when calculating projected rates:

The community has reported that they have no outstanding debt for the current wastewater collection and treatment systems.

(5) An inclusion of ways to reduce economic impacts on distressed populations in the community, including but not limited to low and fixed income populations. This requirement includes but is not limited to:

- (a) Allowing adequate time in implementation schedules to mitigate potential adverse impacts on distressed populations resulting from the costs of the improvements and taking into consideration local community economic considerations.
 - A schedule of compliance will be provided based on the results of this cost analysis. The schedule of compliance is provided to ensure that the entity has time to reasonably plan for compliance with the new permit requirements. The time provided ensures the entity has time to hire an engineer, develop facility plans, hold community meetings, seek an

appropriate funding source, and construct the facility. This analysis has determined the community may endure a medium financial burden; therefore, a longer schedule of compliance has been established to allow for the permittee to adequately plan toward compliance. If it is determined by the permittee that a longer schedule of compliance is necessary due to financial reasons, please contact the Department and request modification of the compliance schedule.

- An integrated plan may be an appropriate option if the community needs to meet other environmental obligations as well as the new requirements within this permit. The integrated plan needs to be well thought out with specific timeframes built into the management plan in which the municipality can reasonably commit. The plan should be designed to allow the municipality to meet Clean Water Act obligations by maximizing infrastructure improvement dollars through the appropriate sequencing of work. For further information on how to develop an integrated plan, please see the Department publication, "Missouri Integrated Planning Framework," at <http://dnr.mo.gov/pubs/pub2684.htm>.
- If the permittee can demonstrate that the proposed pollution controls result in substantial and widespread economic and social impact, they may use Factor 6 of the Use Attainability Analysis (UAA) 40 CFR 131.10(g)(6) in the form of a variance. This process is completed by determining the treatment type with the highest attainable effluent quality that would not result in a socio-economic hardship. For more information on variance requests, please visit the Department's water quality standards webpage at <https://dnr.mo.gov/env/wpp/permits/wqs-variances.htm>.

(b) Allowing for reasonable accommodations for regulated entities when inflexible standards and fines would impose a disproportionate financial hardship in light of the environmental benefits to be gained.

- If available, connection to a larger centralized sewer system in the area may be more cost effective for the community. This can be incorporated into an integrated plan.
- An opportunity may exist for the relocation of the point of discharge to a receiving stream capable of a greater mixing zone.
- The permittee may apply for State Revolving Fund (SRF) financial support in order to help fund a capital improvements plan. Other loans and grants also exist for which the facility may be eligible. More information can be found on the Department's FAC website at <http://dnr.mo.gov/env/wpp/srf/wastewater-assistance.htm>.

The following table characterizes the current overall socioeconomic condition of the community as compared to the overall socioeconomic condition of Missouri. The following information was compiled using the latest U.S. Census data.

Criterion 5 Table. Socioeconomic Data ^{2, 5-9} for the City of Winfield

No.	Administrative Unit	Winfield City	Missouri State	United States
1	Population (2017)	1,480	6,075,300	321,004,416
2	Percent Change in Population (2000-2017)	104.7%	8.6%	14.1%
3	2017 Median Household Income (in 2018 Dollars)	\$53,622	\$52,801	\$59,060
4	Percent Change in Median Household Income (2000-2017)	-1.6%	-7.7%	-6.7%
5	Median Age (2017)	34.8	38.4	37.8
6	Change in Median Age in Years (2000-2017)	1.6	2.3	2.5
7	Unemployment Rate (2017)	2.9%	5.8%	6.6%
8	Percent of Population Below Poverty Level (2017)	17.9%	14.6%	14.6%
9	Percent of Household Received Food Stamps (2017)	20.0%	12.2%	12.6%
10	(Primary) County Where the Community Is Located	Lincoln County		

(6) An assessment of other community investments and operating costs relating to environmental improvements and public health protection;

The community did not report any other investments relating to environmental improvements.

- (7) An assessment of factors set forth in the United States Environmental Protection Agency's guidance, including but not limited to the "Combined Sewer Overflow Guidance for Financial Capability Assessment and Schedule Development" that may ease the cost burdens of implementing wet weather control plans, including but not limited to small system considerations, the attainability of water quality standards, and the development of wet weather standards;

The following table characterizes the community's overall financial capability to raise the necessary funds to meet the new permit requirements.

Criterion 7A Table. Financial Capability Indicator

Indicators	Strong (3 points)	Mid-Range (2 points)	Weak (1 point)	Score
Bond Rating Indicator	Above BBB or Baa	BBB or Baa	Below BBB or Baa	Unknown
Overall Net Debt as a % of Full Market Property Value	Below 2%	2% - 5%	Above 5%	3
Unemployment Rate (2017)	Beyond 1% below Missouri average of 5.8%	± 1% of Missouri average of 5.8%	Beyond 1% above Missouri average of 5.8%	3
2017 Median Household Income (in 2018 Dollar)	Beyond 25% above Missouri MHI (\$52,801)	± 25% of Missouri MHI (\$52,801)	Beyond 25% below Missouri MHI (\$52,801)	2
Percent of Population Below Poverty Level (2017)	Beyond 10% below Missouri average of 14.6%	± 10% of Missouri average of 14.6%	Beyond 10% above Missouri average of 14.6%	2
Percent of Household Received Food Stamps (2017)	Beyond 5% below Missouri average of 12.2%	± 5% of Missouri average of 12.2%	Beyond 5% above Missouri average of 12.2%	1
Property Tax Revenues as a % of Full Market Property Value	Below 2%	2% - 4%	Above 4%	3
Property Tax Collection Rate	Above 98%	94% - 98%	Below 94%	3
Total Average Score (Financial Capability Indicator)	--	--	--	2.125

The **Financial Capability Indicator** and the **Residential Indicator** are considered jointly in the Financial Capability Matrix to determine the financial burden that could occur from compliance with the new requirements of the permit.

- Financial Capability Indicator (from Criterion 7): 2.43
- Mechanical Plant Residential Indicator (from Criterion 2): 1.23%
- Land Application Residential Indicator (from Criterion 2): 2.30%~2.73%

Criterion 7B Table. Financial Capability Matrix

Financial Capability Indicator	Residential Indicator (User Rate as a % of MHI)		
	Low (Below 1%)	Mid-Range (1.0% to 2.0%)	High (Above 2.0%)
Weak (Below 1.5)	Medium Burden	High Burden	High Burden
Mid-Range (1.5 – 2.5)	Low Burden	Medium Burden	High Burden
Strong (Above 2.5)	Low Burden	Medium Burden	High Burden

- Resulting Financial Burden for Mechanical Plant: Medium Burden
- Resulting Financial Burden for Land Application: High Burden

(8) An assessment of any other relevant local community economic conditions.

The community did not report any other relevant local economic conditions.

The Department contracted with Wichita State University to complete an assessment tool that would allow for predictions on rural Missouri community populations and future sustainability. The purpose of the study is to use a statistical modeling analysis in order to determine factors associated with each rural Missouri community that would predict the future population changes that could occur in each community. A stepwise regression model was applied to 19 factors which were determined as predictors of rural population change in Missouri. The model established a hierarchy of the predicting factors which allowed the model to place a weighted value on each of the factors. A total of 745 rural towns and villages in Missouri received a weighted value for each of the predicting factors. The weighted values for each town / village were then added together to determine an overall decision score. The overall decision scores were then divided into five categories and each town was assigned to a different categorical group based on the overall decision score. The categorical groups were developed from the range of overall scores across all rural towns and villages within Missouri.

Based on the assessment tool, the City of Winfield has been determined to be a category 5 community. This means that the City of Winfield is predicted to be stable over time.

Conclusion and Finding

As a result of new regulations, the Department is proposing modifications to the current operating permit that may require the permittee to upgrade the facility and construct new control technologies. The Department has considered the eight (8) criteria presented in subsection 644.145 RSMo to evaluate the cost associated with the new permit requirements.

The Department finds that a mechanical plant is the most practical and affordable option for the City of Winfield. The construction and operation of a mechanical plant will ensure that the individuals within the community will not be required to make unreasonable sacrifices in their essential lifestyle or spending patterns or undergo hardships in order to make the projected monthly payments for sewer connections.

In accordance with 40 CFR 122.47(a)(1) and 10 CSR 20-7.031(11), compliance must occur as soon as possible; therefore, based on this analysis, the permit holder has received an **eight (8)** year schedule of compliance for the design and construction of a mechanical plant. The following suggested milestones can be used by the permittee as a timeline toward compliance with new permit requirements. Once the permit holder's engineer has completed facility design with actual costs associated with permit compliance, it may be necessary for the permit holder to request additional time within the schedule of compliance. The Department is committed to review all requests for additional time in the schedule of compliance where adequate justification is provided.

Suggested Milestones during the 8 Year Schedule of Compliance

Year	Milestone(s)
1	Hire engineer
2	Evaluate rate structure and treatment plant
3	Hold bond election
4	Apply for State Revolving Fund loans and/or grants and submit facility plan
5	Apply for construction permit, submit application for renewal of the existing operating permit with new financial and socio-economic data, and close on loan
6	Construction
7	Construction
8	Complete construction

The Department is committed to reassessing the cost analysis for compliance at renewal to determine if the initial schedule of compliance will accommodate the socioeconomic data and financial capability of the community at that time. Because each community is unique, the Department wants to make sure that each community has the opportunity to consider all options and tailor solutions to best meet their needs. The Department understands the economic challenges associated with achieving compliance, and is committed to using all available tools to make an accurate and practical finding of affordability for Missouri communities. If the community is interested in the funding options available to them, please contact the Financial Assistance Center for more information.
<http://www.dnr.mo.gov/env/Wpp/srf/index.html>

This determination is based on readily available data and may overestimate the financial impact on the community. The community's facility plan that is submitted as a part of the construction permit process includes a discussion of community details, what the community can afford, existing obligations, future growth potential, an evaluation of options available to the community with cost information, and a discussion on no-discharge alternatives. The cost information provided through the facility plan process, which is developed by the community and their engineer, is more comprehensive of the community's individual factors in relation to selected treatment technology and costing information.

References

1. <http://www.hydromantis.com/>
2. (A) 2017 MHI in 2017 Dollar: United States Census Bureau. 2013-2017 American Community Survey 5-Year Estimates, Table B19013: Median Household Income in the Past 12 Months (in 2017 Inflation-Adjusted Dollars). http://factfinder.census.gov/faces/tableservices/jsf/pages/productview.xhtml?pid=ACS_17_5YR_B19013&prodType=table.
(B) 2000 MHI in 1999 Dollar: (1) For United States, United States Census Bureau (2003) 2000 Census of Population and Housing, Summary Social, Economic, and Housing Characteristics, PHC-2-1 Part 1. United States Summary, Table 5. Work Status and Income in 1999: 2000, Washington, DC. <https://www.census.gov/prod/cen2000/phc-2-1-pt1.pdf>. (2) For Missouri State, United States Census Bureau (2003) 2000 Census of Population and Housing, Summary Social, Economic, and Housing Characteristics, PHC-2-27, Missouri, Table 10. Work Status and Income in 1999: 2000, Washington, DC. <https://www.census.gov/prod/cen2000/phc-2-27-pt1.pdf>.
(C) 2018 CPI, 2017 CPI and 1999 CPI: U.S. Department of Labor Bureau of Labor Statistics (2018) Consumer Price Index - All Urban Consumers, U.S. City Average. All Items. 1982-84=100. http://data.bls.gov/timeseries/CUUR0000SA0?data_tool=Xgtable.
(D) 2017 MHI in 2018 Dollar = 2017 MHI in 2017 Dollar x 2018 CPI / 2017 CPI; 2000 MHI in 2018 Dollar = 2000 MHI in 1999 Dollar x 2018 CPI / 1999 CPI.
(E) Percent Change in Median Household Income (2000-2017) = (2017 MHI in 2018 Dollar - 2000 MHI in 2018 Dollar) / (2000 MHI in 2018 Dollar).
3. $(54.83 / (53,622 / 12)) 100\% = 1.23\%$ (mechanical)
4. $(102.71 / (53,622 / 12)) 100\% = 2.30\%$ and $(122.03 / (53,622 / 12)) 100\% = 2.73\%$ (land application)
5. (A) Total Population in 2017: United States Census Bureau. 2013-2017 American Community Survey 5-Year Estimates, Table B01003: Total Population - Universe: Total Population. http://factfinder.census.gov/faces/tableservices/jsf/pages/productview.xhtml?pid=ACS_17_5YR_B01003&prodType=table. (B) Total Population in 2000: (1) For United States, United States Census Bureau (2002) 2000 Census of Population and Housing, Summary Social, Economic, and Housing Characteristics, PHC-1-1 Part 1. United States Summary, Table 1. Age and Sex: 2000, Washington, DC. <https://www.census.gov/prod/cen2000/phc-1-1-pt1.pdf>. (2) For Missouri State, United States Census Bureau (2002) 2000 Census of Population and Housing, Summary Population and Housing Characteristics, PHC-1-27, Missouri, Table 2. Age and Sex: 2000, Washington, DC. <https://www.census.gov/prod/cen2000/phc-1-27-pt1.pdf>.
(C) Percent Change in Population (2000-2017) = (Total Population in 2017 - Total Population in 2000) / (Total Population in 2000).
6. (A) Median Age in 2017: United States Census Bureau. 2013-2017 American Community Survey 5-Year Estimates, Table B01002: Median Age by Sex - Universe: Total population. http://factfinder.census.gov/faces/tableservices/jsf/pages/productview.xhtml?pid=ACS_17_5YR_B01002&prodType=table.
(B) Median Age in 2000: (1) For United States, United States Census Bureau (2002) 2000 Census of Population and Housing, Summary Social, Economic, and Housing Characteristics, PHC-1-1 Part 1. United States Summary, Table 1. Age and Sex: 2000, Washington, DC., Page 2. <https://www.census.gov/prod/cen2000/phc-1-1-pt1.pdf>. (2) For Missouri State, United States Census Bureau (2002) 2000 Census of Population and Housing, Summary Population and Housing Characteristics, PHC-1-27, Missouri, Table 2. Age and Sex: 2000, Washington, DC., Pages 64-92. <https://www.census.gov/prod/cen2000/phc-1-27-pt1.pdf>.
(C) Change in Median Age in Years (2000-2017) = (Median Age in 2017 - Median Age in 2000).
7. United States Census Bureau. 2013-2017 American Community Survey 5-Year Estimates, B23025: Employment Status for the Population 16 Years and Over - Universe: Population 16 years and Over. http://factfinder.census.gov/faces/tableservices/jsf/pages/productview.xhtml?pid=ACS_17_5YR_B23025&prodType=table.
8. United States Census Bureau. 2013-2017 American Community Survey 5-Year Estimates, Table S1701: Poverty Status in the Past 12 Months. http://factfinder.census.gov/faces/tableservices/jsf/pages/productview.xhtml?pid=ACS_17_5YR_S1701&prodType=table.
9. United States Census Bureau. 2013-2017 American Community Survey 5-Year Estimates, Table B22003: Receipt of Food Stamps/SNAP in the Past 12 Months by Poverty Status in the Past 12 Months for Households - Universe: Households. http://factfinder.census.gov/faces/tableservices/jsf/pages/productview.xhtml?pid=ACS_17_5YR_B22003&prodType=table.



STANDARD CONDITIONS FOR NPDES PERMITS
ISSUED BY
THE MISSOURI DEPARTMENT OF NATURAL RESOURCES
MISSOURI CLEAN WATER COMMISSION
REVISED
AUGUST 1, 2014

These Standard Conditions incorporate permit conditions as required by 40 CFR 122.41 or other applicable state statutes or regulations. These minimum conditions apply unless superseded by requirements specified in the permit.

Part I – General Conditions

Section A – Sampling, Monitoring, and Recording

1. **Sampling Requirements.**
 - a. Samples and measurements taken for the purpose of monitoring shall be representative of the monitored activity.
 - b. All samples shall be taken at the outfall(s) or Missouri Department of Natural Resources (Department) approved sampling location(s), and unless specified, before the effluent joins or is diluted by any other body of water or substance.
2. **Monitoring Requirements.**
 - a. Records of monitoring information shall include:
 - i. The date, exact place, and time of sampling or measurements;
 - ii. The individual(s) who performed the sampling or measurements;
 - iii. The date(s) analyses were performed;
 - iv. The individual(s) who performed the analyses;
 - v. The analytical techniques or methods used; and
 - vi. The results of such analyses.
 - b. If the permittee monitors any pollutant more frequently than required by the permit at the location specified in the permit using test procedures approved under 40 CFR Part 136, or another method required for an industry-specific waste stream under 40 CFR subchapters N or O, the results of such monitoring shall be included in the calculation and reported to the Department with the discharge monitoring report data (DMR) submitted to the Department pursuant to Section B, paragraph 7.
3. **Sample and Monitoring Calculations.** Calculations for all sample and monitoring results which require averaging of measurements shall utilize an arithmetic mean unless otherwise specified in the permit.
4. **Test Procedures.** The analytical and sampling methods used shall conform to the reference methods listed in 10 CSR 20-7.015 unless alternates are approved by the Department. The facility shall use sufficiently sensitive analytical methods for detecting, identifying, and measuring the concentrations of pollutants. The facility shall ensure that the selected methods are able to quantify the presence of pollutants in a given discharge at concentrations that are low enough to determine compliance with Water Quality Standards in 10 CSR 20-7.031 or effluent limitations unless provisions in the permit allow for other alternatives. A method is “sufficiently sensitive” when; 1) the method minimum level is at or below the level of the applicable water quality criterion for the pollutant or, 2) the method minimum level is above the applicable water quality criterion, but the amount of pollutant in a facility’s discharge is high enough that the method detects and quantifies the level of pollutant in the discharge, or 3) the method has the lowest minimum level of the analytical methods approved under 10 CSR 20-7.015. These methods are also required for parameters that are listed as monitoring only, as the data collected may be used to determine if limitations need to be established. A permittee is responsible for working with their contractors to ensure that the analysis performed is sufficiently sensitive.
5. **Record Retention.** Except for records of monitoring information required by the permit related to the permittee’s sewage sludge use and disposal activities, which shall be retained for a period of at least five (5) years (or longer as required by 40 CFR part 503), the permittee shall retain records of all monitoring information, including all calibration and maintenance records and all original strip chart recordings for continuous monitoring instrumentation, copies of all reports required by the permit, and records of all data used to complete the application for the permit, for a period of at least three (3) years from the date of the sample, measurement, report or application. This period may be extended by request of the Department at any time.

6. **Illegal Activities.**
 - a. The Federal Clean Water Act provides that any person who falsifies, tampers with, or knowingly renders inaccurate any monitoring device or method required to be maintained under the permit shall, upon conviction, be punished by a fine of not more than \$10,000, or by imprisonment for not more than two (2) years, or both. If a conviction of a person is for a violation committed after a first conviction of such person under this paragraph, punishment is a fine of not more than \$20,000 per day of violation, or by imprisonment of not more than four (4) years, or both.
 - b. The Missouri Clean Water Law provides that any person or who falsifies, tampers with, or knowingly renders inaccurate any monitoring device or method required to be maintained pursuant to sections 644.006 to 644.141 shall, upon conviction, be punished by a fine of not more than \$10,000, or by imprisonment for not more than six (6) months, or by both. Second and successive convictions for violation under this paragraph by any person shall be punished by a fine of not more than \$50,000 per day of violation, or by imprisonment for not more than two (2) years, or both.

Section B – Reporting Requirements

1. **Planned Changes.**
 - a. The permittee shall give notice to the Department as soon as possible of any planned physical alterations or additions to the permitted facility when:
 - i. The alteration or addition to a permitted facility may meet one of the criteria for determining whether a facility is a new source in 40 CFR 122.29(b); or
 - ii. The alteration or addition could significantly change the nature or increase the quantity of pollutants discharged. This notification applies to pollutants which are subject neither to effluent limitations in the permit, nor to notification requirements under 40 CFR 122.42;
 - iii. The alteration or addition results in a significant change in the permittee’s sludge use or disposal practices, and such alteration, addition, or change may justify the application of permit conditions that are different from or absent in the existing permit, including notification of additional use or disposal sites not reported during the permit application process or not reported pursuant to an approved land application plan;
 - iv. Any facility expansions, production increases, or process modifications which will result in a new or substantially different discharge or sludge characteristics must be reported to the Department 60 days before the facility or process modification begins. Notification may be accomplished by application for a new permit. If the discharge does not violate effluent limitations specified in the permit, the facility is to submit a notice to the Department of the changed discharge at least 30 days before such changes. The Department may require a construction permit and/or permit modification as a result of the proposed changes at the facility.
2. **Non-compliance Reporting.**
 - a. The permittee shall report any noncompliance which may endanger health or the environment. Relevant information shall be provided orally or via the current electronic method approved by the Department, within 24 hours from the time the permittee becomes aware of the circumstances, and shall be reported to the appropriate Regional Office during normal business hours or the Environmental Emergency Response hotline at 573-634-2436 outside of normal business hours. A written submission shall also be provided within five (5) business days of the time the permittee becomes aware of the circumstances. The written submission shall contain a description of the noncompliance and its cause; the period of noncompliance, including exact dates and times, and if the noncompliance has not been corrected, the anticipated time it is expected to continue; and steps taken or planned to reduce, eliminate, and prevent reoccurrence of the noncompliance.



STANDARD CONDITIONS FOR NPDES PERMITS
ISSUED BY
THE MISSOURI DEPARTMENT OF NATURAL RESOURCES
MISSOURI CLEAN WATER COMMISSION
REVISED
AUGUST 1, 2014

- b. The following shall be included as information which must be reported within 24 hours under this paragraph.
 - i. Any unanticipated bypass which exceeds any effluent limitation in the permit.
 - ii. Any upset which exceeds any effluent limitation in the permit.
 - iii. Violation of a maximum daily discharge limitation for any of the pollutants listed by the Department in the permit required to be reported within 24 hours.
 - c. The Department may waive the written report on a case-by-case basis for reports under paragraph 2. b. of this section if the oral report has been received within 24 hours.
3. **Anticipated Noncompliance.** The permittee shall give advance notice to the Department of any planned changes in the permitted facility or activity which may result in noncompliance with permit requirements. The notice shall be submitted to the Department 60 days prior to such changes or activity.
 4. **Compliance Schedules.** Reports of compliance or noncompliance with, or any progress reports on, interim and final requirements contained in any compliance schedule of the permit shall be submitted no later than 14 days following each schedule date. The report shall provide an explanation for the instance of noncompliance and a proposed schedule or anticipated date, for achieving compliance with the compliance schedule requirement.
 5. **Other Noncompliance.** The permittee shall report all instances of noncompliance not reported under paragraphs 2, 3, and 6 of this section, at the time monitoring reports are submitted. The reports shall contain the information listed in paragraph 2. a. of this section.
 6. **Other Information.** Where the permittee becomes aware that it failed to submit any relevant facts in a permit application, or submitted incorrect information in a permit application or in any report to the Department, it shall promptly submit such facts or information.
 7. **Discharge Monitoring Reports.**
 - a. Monitoring results shall be reported at the intervals specified in the permit.
 - b. Monitoring results must be reported to the Department via the current method approved by the Department, unless the permittee has been granted a waiver from using the method. If the permittee has been granted a waiver, the permittee must use forms provided by the Department.
 - c. Monitoring results shall be reported to the Department no later than the 28th day of the month following the end of the reporting period.
- b. Notice.
 - i. Anticipated bypass. If the permittee knows in advance of the need for a bypass, it shall submit prior notice, if possible at least 10 days before the date of the bypass.
 - ii. Unanticipated bypass. The permittee shall submit notice of an unanticipated bypass as required in Section B – Reporting Requirements, paragraph 5 (24-hour notice).
 - c. Prohibition of bypass.
 - i. Bypass is prohibited, and the Department may take enforcement action against a permittee for bypass, unless:
 1. Bypass was unavoidable to prevent loss of life, personal injury, or severe property damage;
 2. There were no feasible alternatives to the bypass, such as the use of auxiliary treatment facilities, retention of untreated wastes, or maintenance during normal periods of equipment downtime. This condition is not satisfied if adequate back-up equipment should have been installed in the exercise of reasonable engineering judgment to prevent a bypass which occurred during normal periods of equipment downtime or preventive maintenance; and
 3. The permittee submitted notices as required under paragraph 2. b. of this section.
 - ii. The Department may approve an anticipated bypass, after considering its adverse effects, if the Department determines that it will meet the three (3) conditions listed above in paragraph 2. c. i. of this section.
3. **Upset Requirements.**
 - a. Effect of an upset. An upset constitutes an affirmative defense to an action brought for noncompliance with such technology based permit effluent limitations if the requirements of paragraph 3. b. of this section are met. No determination made during administrative review of claims that noncompliance was caused by upset, and before an action for noncompliance, is final administrative action subject to judicial review.
 - b. Conditions necessary for a demonstration of upset. A permittee who wishes to establish the affirmative defense of upset shall demonstrate, through properly signed, contemporaneous operating logs, or other relevant evidence that:
 - i. An upset occurred and that the permittee can identify the cause(s) of the upset;
 - ii. The permitted facility was at the time being properly operated; and
 - iii. The permittee submitted notice of the upset as required in Section B – Reporting Requirements, paragraph 2. b. ii. (24-hour notice).
 - iv. The permittee complied with any remedial measures required under Section D – Administrative Requirements, paragraph 4.
 - c. Burden of proof. In any enforcement proceeding, the permittee seeking to establish the occurrence of an upset has the burden of proof.

Section C – Bypass/Upset Requirements

1. **Definitions.**
 - a. *Bypass*: the intentional diversion of waste streams from any portion of a treatment facility, except in the case of blending.
 - b. *Severe Property Damage*: substantial physical damage to property, damage to the treatment facilities which causes them to become inoperable, or substantial and permanent loss of natural resources which can reasonably be expected to occur in the absence of a bypass. Severe property damage does not mean economic loss caused by delays in production.
 - c. *Upset*: an exceptional incident in which there is unintentional and temporary noncompliance with technology based permit effluent limitations because of factors beyond the reasonable control of the permittee. An upset does not include noncompliance to the extent caused by operational error, improperly designed treatment facilities, inadequate treatment facilities, lack of preventive maintenance, or careless or improper operation.
2. **Bypass Requirements.**
 - a. Bypass not exceeding limitations. The permittee may allow any bypass to occur which does not cause effluent limitations to be exceeded, but only if it also is for essential maintenance to assure efficient operation. These bypasses are not subject to the provisions of paragraphs 2. b. and 2. c. of this section.

Section D – Administrative Requirements

1. **Duty to Comply.** The permittee must comply with all conditions of this permit. Any permit noncompliance constitutes a violation of the Missouri Clean Water Law and Federal Clean Water Act and is grounds for enforcement action; for permit termination, revocation and reissuance, or modification; or denial of a permit renewal application.
 - a. The permittee shall comply with effluent standards or prohibitions established under section 307(a) of the Federal Clean Water Act for toxic pollutants and with standards for sewage sludge use or disposal established under section 405(d) of the CWA within the time provided in the regulations that establish these standards or prohibitions or standards for sewage sludge use or disposal, even if the permit has not yet been modified to incorporate the requirement.
 - b. The Federal Clean Water Act provides that any person who violates section 301, 302, 306, 307, 308, 318 or 405 of the Act, or any permit condition or limitation implementing any such sections in a permit issued under section 402, or any requirement imposed in a pretreatment program approved under sections 402(a)(3) or 402(b)(8) of the Act, is subject to a civil penalty not to exceed \$25,000 per day for each violation. The Federal Clean Water Act provides that any person who negligently violates sections 301, 302, 306, 307, 308, 318, or 405 of the Act, or any condition or limitation implementing any of such sections in a permit issued under section 402 of the Act, or any requirement



STANDARD CONDITIONS FOR NPDES PERMITS
ISSUED BY
THE MISSOURI DEPARTMENT OF NATURAL RESOURCES
MISSOURI CLEAN WATER COMMISSION
REVISED
AUGUST 1, 2014

- imposed in a pretreatment program approved under section 402(a)(3) or 402(b)(8) of the Act, is subject to criminal penalties of \$2,500 to \$25,000 per day of violation, or imprisonment of not more than one (1) year, or both. In the case of a second or subsequent conviction for a negligent violation, a person shall be subject to criminal penalties of not more than \$50,000 per day of violation, or by imprisonment of not more than two (2) years, or both. Any person who knowingly violates such sections, or such conditions or limitations is subject to criminal penalties of \$5,000 to \$50,000 per day of violation, or imprisonment for not more than three (3) years, or both. In the case of a second or subsequent conviction for a knowing violation, a person shall be subject to criminal penalties of not more than \$100,000 per day of violation, or imprisonment of not more than six (6) years, or both. Any person who knowingly violates section 301, 302, 303, 306, 307, 308, 318 or 405 of the Act, or any permit condition or limitation implementing any of such sections in a permit issued under section 402 of the Act, and who knows at that time that he thereby places another person in imminent danger of death or serious bodily injury, shall, upon conviction, be subject to a fine of not more than \$250,000 or imprisonment of not more than 15 years, or both. In the case of a second or subsequent conviction for a knowing endangerment violation, a person shall be subject to a fine of not more than \$500,000 or by imprisonment of not more than 30 years, or both. An organization, as defined in section 309(c)(3)(B)(iii) of the CWA, shall, upon conviction of violating the imminent danger provision, be subject to a fine of not more than \$1,000,000 and can be fined up to \$2,000,000 for second or subsequent convictions.
- c. Any person may be assessed an administrative penalty by the EPA Director for violating section 301, 302, 306, 307, 308, 318 or 405 of this Act, or any permit condition or limitation implementing any of such sections in a permit issued under section 402 of this Act. Administrative penalties for Class I violations are not to exceed \$10,000 per violation, with the maximum amount of any Class I penalty assessed not to exceed \$25,000. Penalties for Class II violations are not to exceed \$10,000 per day for each day during which the violation continues, with the maximum amount of any Class II penalty not to exceed \$125,000.
- d. It is unlawful for any person to cause or permit any discharge of water contaminants from any water contaminant or point source located in Missouri in violation of sections 644.006 to 644.141 of the Missouri Clean Water Law, or any standard, rule or regulation promulgated by the commission. In the event the commission or the director determines that any provision of sections 644.006 to 644.141 of the Missouri Clean Water Law or standard, rules, limitations or regulations promulgated pursuant thereto, or permits issued by, or any final abatement order, other order, or determination made by the commission or the director, or any filing requirement pursuant to sections 644.006 to 644.141 of the Missouri Clean Water Law or any other provision which this state is required to enforce pursuant to any federal water pollution control act, is being, was, or is in imminent danger of being violated, the commission or director may cause to have instituted a civil action in any court of competent jurisdiction for the injunctive relief to prevent any such violation or further violation or for the assessment of a penalty not to exceed \$10,000 per day for each day, or part thereof, the violation occurred and continues to occur, or both, as the court deems proper. Any person who willfully or negligently commits any violation in this paragraph shall, upon conviction, be punished by a fine of not less than \$2,500 nor more than \$25,000 per day of violation, or by imprisonment for not more than one year, or both. Second and successive convictions for violation of the same provision of this paragraph by any person shall be punished by a fine of not more than \$50,000 per day of violation, or by imprisonment for not more than two (2) years, or both.
2. **Duty to Reapply.**
- a. If the permittee wishes to continue an activity regulated by this permit after the expiration date of this permit, the permittee must apply for and obtain a new permit.
- b. A permittee with a currently effective site-specific permit shall submit an application for renewal at least 180 days before the expiration date of the existing permit, unless permission for a later date has been granted by the Department. (The Department shall not grant permission for applications to be submitted later than the expiration date of the existing permit.)
- c. A permittee with currently effective general permit shall submit an application for renewal at least 30 days before the existing permit expires, unless the permittee has been notified by the Department that an earlier application must be made. The Department may grant permission for a later submission date. (The Department shall not grant permission for applications to be submitted later than the expiration date of the existing permit.)
3. **Need to Halt or Reduce Activity Not a Defense.** It shall not be a defense for a permittee in an enforcement action that it would have been necessary to halt or reduce the permitted activity in order to maintain compliance with the conditions of this permit.
4. **Duty to Mitigate.** The permittee shall take all reasonable steps to minimize or prevent any discharge or sludge use or disposal in violation of this permit which has a reasonable likelihood of adversely affecting human health or the environment.
5. **Proper Operation and Maintenance.** The permittee shall at all times properly operate and maintain all facilities and systems of treatment and control (and related appurtenances) which are installed or used by the permittee to achieve compliance with the conditions of this permit. Proper operation and maintenance also includes adequate laboratory controls and appropriate quality assurance procedures. This provision requires the operation of back-up or auxiliary facilities or similar systems which are installed by a permittee only when the operation is necessary to achieve compliance with the conditions of the permit.
6. **Permit Actions.**
- a. Subject to compliance with statutory requirements of the Law and Regulations and applicable Court Order, this permit may be modified, suspended, or revoked in whole or in part during its term for cause including, but not limited to, the following:
- i. Violations of any terms or conditions of this permit or the law;
- ii. Having obtained this permit by misrepresentation or failure to disclose fully any relevant facts;
- iii. A change in any circumstances or conditions that requires either a temporary or permanent reduction or elimination of the authorized discharge; or
- iv. Any reason set forth in the Law or Regulations.
- b. The filing of a request by the permittee for a permit modification, revocation and reissuance, or termination, or a notification of planned changes or anticipated noncompliance does not stay any permit condition.
7. **Permit Transfer.**
- a. Subject to 10 CSR 20-6.010, an operating permit may be transferred upon submission to the Department of an application to transfer signed by the existing owner and the new owner, unless prohibited by the terms of the permit. Until such time the permit is officially transferred, the original permittee remains responsible for complying with the terms and conditions of the existing permit.
- b. The Department may require modification or revocation and reissuance of the permit to change the name of the permittee and incorporate such other requirements as may be necessary under the Missouri Clean Water Law or the Federal Clean Water Act.
- c. The Department, within 30 days of receipt of the application, shall notify the new permittee of its intent to revoke or reissue or transfer the permit.
8. **Toxic Pollutants.** The permittee shall comply with effluent standards or prohibitions established under section 307(a) of the Federal Clean Water Act for toxic pollutants and with standards for sewage sludge use or disposal established under section 405(d) of the Federal Clean Water Act within the time provided in the regulations that establish these standards or prohibitions or standards for sewage sludge use or disposal, even if the permit has not yet been modified to incorporate the requirement.
9. **Property Rights.** This permit does not convey any property rights of any sort, or any exclusive privilege.



STANDARD CONDITIONS FOR NPDES PERMITS
ISSUED BY
THE MISSOURI DEPARTMENT OF NATURAL RESOURCES
MISSOURI CLEAN WATER COMMISSION
REVISED
AUGUST 1, 2014

10. **Duty to Provide Information.** The permittee shall furnish to the Department, within a reasonable time, any information which the Department may request to determine whether cause exists for modifying, revoking and reissuing, or terminating this permit or to determine compliance with this permit. The permittee shall also furnish to the Department upon request, copies of records required to be kept by this permit.
11. **Inspection and Entry.** The permittee shall allow the Department, or an authorized representative (including an authorized contractor acting as a representative of the Department), upon presentation of credentials and other documents as may be required by law, to:
 - a. Enter upon the permittee's premises where a regulated facility or activity is located or conducted, or where records must be kept under the conditions of the permit;
 - b. Have access to and copy, at reasonable times, any records that must be kept under the conditions of this permit;
 - c. Inspect at reasonable times any facilities, equipment (including monitoring and control equipment), practices, or operations regulated or required under this permit; and
 - d. Sample or monitor at reasonable times, for the purposes of assuring permit compliance or as otherwise authorized by the Federal Clean Water Act or Missouri Clean Water Law, any substances or parameters at any location.
12. **Closure of Treatment Facilities.**
 - a. Persons who cease operation or plan to cease operation of waste, wastewater, and sludge handling and treatment facilities shall close the facilities in accordance with a closure plan approved by the Department.
 - b. Operating Permits under 10 CSR 20-6.010 or under 10 CSR 20-6.015 are required until all waste, wastewater, and sludges have been disposed of in accordance with the closure plan approved by the Department and any disturbed areas have been properly stabilized. Disturbed areas will be considered stabilized when perennial vegetation, pavement, or structures using permanent materials cover all areas that have been disturbed. Vegetative cover, if used, shall be at least 70% plant density over 100% of the disturbed area.
13. **Signatory Requirement.**
 - a. All permit applications, reports required by the permit, or information requested by the Department shall be signed and certified. (See 40 CFR 122.22 and 10 CSR 20-6.010)
 - b. The Federal Clean Water Act provides that any person who knowingly makes any false statement, representation, or certification in any record or other document submitted or required to be maintained under this permit, including monitoring reports or reports of compliance or non-compliance shall, upon conviction, be punished by a fine of not more than \$10,000 per violation, or by imprisonment for not more than six (6) months per violation, or by both.
 - c. The Missouri Clean Water Law provides that any person who knowingly makes any false statement, representation or certification in any application, record, report, plan, or other document filed or required to be maintained pursuant to sections 644.006 to 644.141 shall, upon conviction, be punished by a fine of not more than ten thousand dollars, or by imprisonment for not more than six months, or by both.
14. **Severability.** The provisions of the permit are severable, and if any provision of the permit, or the application of any provision of the permit to any circumstance, is held invalid, the application of such provision to other circumstances, and the remainder of the permit, shall not be affected thereby.



STANDARD CONDITIONS FOR NPDES PERMITS
ISSUED BY
THE MISSOURI DEPARTMENT OF NATURAL RESOURCES
MISSOURI CLEAN WATER COMMISSION
REVISED
MAY 1, 2013

PART II - SPECIAL CONDITIONS – PUBLICLY OWNED
TREATMENT WORKS
SECTION A – INDUSTRIAL USERS

1. Definitions

Definitions as set forth in the Missouri Clean Water Laws and approved by the Missouri Clean Water Commission shall apply to terms used herein.

Significant Industrial User (SIU). Except as provided in the *General Pretreatment Regulation* 10 CSR 20-6.100, the term Significant Industrial User means:

1. All Industrial Users subject to Categorical Pretreatment Standards; and
2. Any other Industrial User that: discharges an average of 25,000 gallons per day or more of process wastewater to the Publicly-Owned Treatment Works (POTW) (excluding sanitary, noncontact cooling and boiler blowdown wastewater); contributes a process wastestream which makes up 5 percent or more of the average dry weather hydraulic or organic capacity of the POTW treatment plant; or is designated as such by the Control Authority on the basis that the Industrial User has a reasonable potential for adversely affecting the POTW's or for violating any Pretreatment Standard or requirement.

Clean Water Act (CWA) is the the federal Clean Water Act of 1972, 33 U.S.C. § 1251 et seq. (2002).

2. Identification of Industrial Discharges

Pursuant to 40 CFR 122.44(j)(1), all POTWs shall identify, in terms of character and volume of pollutants, any Significant Industrial Users discharging to the POTW subject to Pretreatment Standards under section 307(b) of the CWA and 40 CFR 403.

3. Application Information

Applications for renewal or modification of this permit must contain the information about industrial discharges to the POTW pursuant to 40 CFR 122.21(j)(6)

4. Notice to the Department

Pursuant to 40 CFR 122.42(b), all POTWs must provide adequate notice of the following:

1. Any new introduction of pollutants into the POTW from an indirect discharger which would be subject to section 301 or 306 of CWA if it were directly discharging these pollutants; and
2. Any substantial change into the volume or character of pollutants being introduced into that POTW by a source introducing pollutants into the POTW at the time of issuance of the permit.
3. For purposes of this paragraph, adequate notice shall include information on:
 - i. the quality and quantity of effluent introduced into the POTW, and
 - ii. any anticipated impact of the change on the quantity or quality of effluent to be discharged from the POTW.

For POTWs without an approved pretreatment program, the notice of industrial discharges which was not included in the permit application shall be made as soon as practicable. For POTWs with an approved pretreatment program, notice is to be included in the annual pretreatment report required in the special conditions of this permit. Notice may be sent to:

Missouri Department of Natural Resources
Water Protection Program
Attn: Pretreatment Coordinator
P.O. Box 176
Jefferson City, MO 65102

STANDARD CONDITIONS FOR NPDES PERMITS
ISSUED BY
THE MISSOURI DEPARTMENT OF NATURAL RESOURCES
MISSOURI CLEAN WATER COMMISSION
August 1, 2019

PART III – BIOSOLIDS AND SLUDGE FROM DOMESTIC TREATMENT FACILITIES

SECTION A – GENERAL REQUIREMENTS

1. PART III Standard Conditions pertain to biosolids and sludge requirements under the Missouri Clean Water Law and regulations for domestic and municipal wastewater and also incorporates federal sludge disposal requirements under 40 CFR Part 503 for domestic wastewater. The Environmental Protection Agency (EPA) has principal authority for permitting and enforcement of the federal sludge regulations under 40 CFR Part 503 for domestic biosolids and sludge.
2. PART III Standard Conditions apply only to biosolids and sludge generated at domestic wastewater treatment facilities, including public owned treatment works (POTW) and privately owned facilities.
3. Biosolids and Sludge Use and Disposal Practices:
 - a. The permittee is authorized to operate the biosolids and sludge generating, treatment, storage, use, and disposal facilities listed in the facility description of this permit.
 - b. The permittee shall not exceed the design sludge/biosolids volume listed in the facility description and shall not use biosolids or sludge disposal methods that are not listed in the facility description, without prior approval of the permitting authority.
 - c. For facilities operating under general operating permits that incorporate Standard Conditions PART III, the facility is authorized to operate the biosolids and sludge generating, treatment, storage, use and disposal facilities identified in the original operating permit application, subsequent renewal applications or subsequent written approval by the department.
4. Biosolids or Sludge Received from other Facilities:
 - a. Permittees may accept domestic wastewater biosolids or sludge from other facilities as long as the permittee's design sludge capacity is not exceeded and the treatment facility performance is not impaired.
 - b. The permittee shall obtain a signed statement from the biosolids or sludge generator or hauler that certifies the type and source of the sludge
5. Nothing in this permit precludes the initiation of legal action under local laws, except to the extent local laws are preempted by state law.
6. This permit does not preclude the enforcement of other applicable environmental regulations such as odor emissions under the Missouri Air Pollution Control Law and regulations.
7. This permit may (after due process) be modified, or alternatively revoked and reissued, to comply with any applicable biosolids or sludge disposal standard or limitation issued or approved under Section 405(d) of the Clean Water Act or under Chapter 644 RSMo.
8. In addition to Standard Conditions PART III, the Department may include biosolids and sludge limitations in the special conditions portion or other sections of a site specific permit.
9. Exceptions to Standard Conditions PART III may be authorized on a case-by-case basis by the Department, as follows:
 - a. The Department may modify a site-specific permit following permit notice provisions as applicable under 10 CSR 20-6.020, 40 CFR § 124.10, and 40 CFR § 501.15(a)(2)(ix)(E).
 - b. Exceptions cannot be granted where prohibited by the federal sludge regulations under 40 CFR Part 503.

SECTION B – DEFINITIONS

1. Best Management Practices are practices to prevent or reduce the pollution of waters of the state and include agronomic loading rates (nitrogen based), soil conservation practices, spill prevention and maintenance procedures and other site restrictions.
2. Biosolids means organic fertilizer or soil amendment produced by the treatment of domestic wastewater sludge.
3. Biosolids land application facility is a facility where biosolids are spread onto the land at agronomic rates for production of food, feed or fiber. The facility includes any structures necessary to store the biosolids until soil, weather, and crop conditions are favorable for land application.
4. Class A biosolids means a material that has met the Class A pathogen reduction requirements or equivalent treatment by a Process to Further Reduce Pathogens (PFRP) in accordance with 40 CFR Part 503.
5. Class B biosolids means a material that has met the Class B pathogen reduction requirements or equivalent treatment by a Process to Significantly Reduce Pathogens (PSRP) in accordance with 40 CFR Part 503.
6. Domestic wastewater means wastewater originating from the sanitary conveniences of residences, commercial buildings, factories and institutions; or co-mingled sanitary and industrial wastewater processed by a (POTW) or a privately owned facility.
7. Feed crops are crops produced primarily for consumption by animals.
8. Fiber crops are crops such as flax and cotton.
9. Food crops are crops consumed by humans which include, but is not limited to, fruits, vegetables and tobacco.
10. Industrial wastewater means any wastewater, also known as process wastewater, not defined as domestic wastewater. Per 40 CFR Part 122.2, process wastewater means any water which, during manufacturing or processing, comes into direct contact with or results from the production or use of any raw material, intermediate product, finished product, byproduct, or waste product. Land application of industrial wastewater, residuals or sludge is not authorized by Standard Conditions PART III.
11. Mechanical treatment plants are wastewater treatment facilities that use mechanical devices to treat wastewater, including, sand filters, extended aeration, activated sludge, contact stabilization, trickling filters, rotating biological contact systems, and other similar facilities. It does not include wastewater treatment lagoons or constructed wetlands for wastewater treatment.
12. Plant Available Nitrogen (PAN) is nitrogen that will be available to plants during the growing seasons after biosolids application.
13. Public contact site is land with a high potential for contact by the public. This includes, but is not limited to, public parks, ball fields, cemeteries, plant nurseries, turf farms, and golf courses.
14. Sludge is the solid, semisolid, or liquid residue removed during the treatment of wastewater. Sludge includes septage removed from septic tanks or equivalent facilities. Sludge does not include carbon coal byproducts (CCBs), sewage sludge incinerator ash, or grit/screenings generated during preliminary treatment of domestic sewage.
15. Sludge lagoon is part of a mechanical wastewater treatment facility. A sludge lagoon is an earthen or concrete lined basin that receives sludge that has been removed from a wastewater treatment facility. It does not include a wastewater treatment lagoon or sludge treatment units that are not a part of a mechanical wastewater treatment facility.
16. Septage is the sludge pumped from residential septic tanks, cesspools, portable toilets, Type III marine sanitation devices, or similar treatment works such as sludge holding structures from residential wastewater treatment facilities with design populations of less than 150 people. Septage does not include grease removed from grease traps at a restaurant or material removed from septic tanks and other similar treatment works that have received industrial wastewater. The standard for biosolids from septage is different from other sludges. See Section H for more information.

SECTION C – MECHANICAL WASTEWATER TREATMENT FACILITIES

1. Biosolids or sludge shall be routinely removed from wastewater treatment facilities and handled according to the permit facility description and the requirements of Standard Conditions PART III or in accordance with Section A.3.c., above.
2. The permittee shall operate storage and treatment facilities, as defined by Section 644.016(23), RSMo, so that there is no biosolids or sludge discharged to waters of the state. Agricultural storm water discharges are exempt under the provisions of Section 644.059, RSMo.
3. Mechanical treatment plants shall have separate biosolids or sludge storage compartments in accordance with 10 CSR 20, Chapter 8. Failure to remove biosolids or sludge from these storage compartments on the required design schedule is a violation of this permit.

SECTION D – BIOSOLIDS OR SLUDGE DISPOSED AT OTHER TREATMENT FACILITY OR BY CONTRACT HAULER

1. Permittees that use contract haulers, under the authority of their operating permit, to dispose of biosolids or sludge, are responsible for compliance with all the terms of this permit. Contract haulers that assume the responsibility of the final disposal of biosolids or sludge, including biosolids land application, must obtain a Missouri State Operating Permit unless the hauler transports the biosolids or sludge to another permitted treatment facility.
2. Testing of biosolids or sludge, other than total solids content, is not required if biosolids or sludge are hauled to a permitted wastewater treatment facility, unless it is required by the accepting facility.

SECTION E – INCINERATION OF SLUDGE

1. Please be aware that sludge incineration facilities may be subject to the requirements of 40 CFR Part 503 Subpart E, Missouri Air Conservation Commission regulations under 10 CSR 10, and solid waste management regulations under 10 CSR 80, as applicable.
2. Permittee may be authorized under the facility description of this permit to store incineration ash in lagoons or ash ponds. This permit does not authorize the disposal of incineration ash. Incineration ash shall be disposed in accordance with 10 CSR 80; or, if the ash is determined to be hazardous, with 10 CSR 25.
3. In addition to normal sludge monitoring, incineration facilities shall report the following as part of the annual report, mass of sludge incinerated and mass of ash generated. Permittee shall also provide the name of the ash disposal facility and permit number if applicable.

SECTION F – SURFACE DISPOSAL SITES AND BIOSOLIDS AND SLUDGE LAGOONS

1. Please be aware that surface disposal sites of biosolids or sludge from wastewater treatment facilities may be subject to other laws including the requirements in 40 CFR Part 503 Subpart C, Missouri Air Conservation Commission regulations under 10 CSR 10, and solid waste management regulations under 10 CSR 80, as applicable.
2. Biosolids or sludge storage lagoons are temporary facilities and are not required to obtain a permit as a solid waste management facility under 10 CSR 80. In order to maintain biosolids or sludge storage lagoons as storage facilities, accumulated biosolids or sludge must be removed routinely, but not less than once every two years unless an alternate schedule is approved in the permit. The amount of biosolids or sludge removed will be dependent on biosolids or sludge generation and accumulation in the facility. Enough biosolids or sludge must be removed to maintain adequate storage capacity in the facility.
 - a. In order to avoid damage to the lagoon seal during cleaning, the permittee may leave a layer of biosolids or sludge on the bottom of the lagoon, upon prior approval of the Department; or
 - b. Permittee shall close the lagoon in accordance with Section I.

SECTION G – LAND APPLICATION OF BIOSOLIDS

1. The permittee shall not land apply biosolids unless land application is authorized in the facility description, the special conditions of the issued NPDES permit, or in accordance with Section A.3.c., above.
2. This permit only authorizes “Class A” or “Class B” biosolids derived from domestic wastewater to be land applied onto grass land, crop land, timber, or other similar agricultural or silviculture lands at rates suitable for beneficial use as organic fertilizer and soil conditioner.
3. Class A Biosolids Requirements: Biosolids shall meet Class A requirements for application to public contact sites, residential lawns, home gardens or sold and/or given away in a bag or other container.
4. Class B biosolids that are land applied to agricultural and public contact sites shall comply with the following restrictions:
 - a. Food crops that touch the biosolids/soil mixture and are totally above the land surface shall not be harvested for 14 months after application of biosolids.
 - b. Food crops below the surface of the land shall not be harvested for 20 months after application of biosolids when the biosolids remain on the land surface for four months or longer prior to incorporation into the soil.
 - c. Food crops below the surface of the land shall not be harvested for 38 months after application of biosolids when the biosolids remain on the land surface for less than four months prior to incorporation into the soil.
 - d. Animal grazing shall not be allowed for 30 days after application of biosolids.
 - e. Food crops, feed crops, and fiber crops shall not be harvested for 30 days after application of biosolids.
 - f. Turf shall not be harvested for one year after application of biosolids if used for lawns or high public contact sites in close proximity to populated areas such as city parks or golf courses.
 - g. After Class B biosolids have been land applied to public contact sites with high potential for public exposure, as defined in 40 CFR § 503.31, such as city parks or golf courses, access must be restricted for 12 months.
 - h. After Class B biosolids have been land applied public contact sites with low potential for public exposure as defined in 40 CFR § 503.31, such as a rural land application or reclamation sites, access must be restricted for 30 days.
5. Pollutant limits
 - a. Biosolids shall be monitored to determine the quality for regulated pollutants listed in Table 1, below. Limits for any pollutants not listed below may be established in the permit.
 - b. The number of samples taken is directly related to the amount of biosolids or sludge produced by the facility (See Section J, below). Samples should be taken only during land application periods. When necessary, it is permissible to mix biosolids with lower concentrations of biosolids as well as other suitable Department approved material to achieve pollutant concentration below those identified in Table 1, below.
 - c. Table 1 gives the ceiling concentration for biosolids. Biosolids which exceed the concentrations in Table 1 may not be land applied.

TABLE 1

Biosolids ceiling concentration	
Pollutant	Milligrams per kilogram dry weight
Arsenic	75
Cadmium	85
Copper	4,300
Lead	840
Mercury	57
Molybdenum	75
Nickel	420
Selenium	100
Zinc	7,500

- d. Table 2 below gives the low metal concentration for biosolids. Because of its higher quality, biosolids with pollutant concentrations below those listed in Table 2 can safely be applied to agricultural land, forest, public contact sites, lawns, home gardens or be given away without further analysis. Biosolids containing metals in concentrations above the low metals concentrations but below the ceiling concentration limits may be land applied but shall not exceed the annual loading rates in Table 3 and the cumulative loading rates in Table 4. The permittee is required to track pollutant loading onto application sites for parameters that have exceeded the low metal concentration limits.

TABLE 2

Biosolids Low Metal Concentration	
Pollutant	Milligrams per kilogram dry weight
Arsenic	41
Cadmium	39
Copper	1,500
Lead	300
Mercury	17
Nickel	420
Selenium	100
Zinc	2,800

- e. Annual pollutant loading rate.

Table 3

Biosolids Annual Loading Rate	
Pollutant	Kg/ha (lbs./ac) per year
Arsenic	2.0 (1.79)
Cadmium	1.9 (1.70)
Copper	75 (66.94)
Lead	15 (13.39)
Mercury	0.85 (0.76)
Nickel	21 (18.74)
Selenium	5.0 (4.46)
Zinc	140 (124.96)

- f. Cumulative pollutant loading rates.

Table 4

Biosolids Cumulative Pollutant Loading Rate	
Pollutant	Kg/ha (lbs./ac)
Arsenic	41 (37)
Cadmium	39 (35)
Copper	1500 (1339)
Lead	300 (268)
Mercury	17 (15)
Nickel	420 (375)
Selenium	100 (89)
Zinc	2800 (2499)

6. Best Management Practices. The permittee shall use the following best management practices during land application activities to prevent the discharge of biosolids to waters of the state.
- Biosolids shall not be applied to the land if it is likely to adversely affect a threatened or endangered species listed under § 4 of the Endangered Species Act or its designated critical habitat.
 - Apply biosolids only at the agronomic rate of nitrogen needed (see 5.c. of this section).
 - The applicator must document the Plant Available Nitrogen (PAN) loadings, available nitrogen in the soil, and crop

nitrogen removal when either of the following occurs: 1) When biosolids are greater than 50,000 mg/kgTN; or 2) When biosolids are land applied at an application rate greater than two dry tons per acre per year.

- i. PAN can be determined as follows:
(Nitrate + nitrite nitrogen) + (organic nitrogen x 0.2) + (ammonia nitrogen x volatilization factor¹).
¹ Volatilization factor is 0.7 for surface application and 1 for subsurface application. Alternative volatilization factors and mineralization rates can be utilized on a case-by-case basis.
- ii. Crop nutrient production/removal to be based on crop specific nitrogen needs and realistic yield goals. **NOTE:** There are a number of reference documents on the Missouri Department of Natural Resources website that are informative to implement best management practices in the proper management of biosolids, including crop specific nitrogen needs, realistic yields on a county by county basis and other supporting references.
- iii. Biosolids that are applied at agronomic rates shall not cause the annual pollutant loading rates identified in Table 3 to be exceeded.
- d. Buffer zones are as follows:
 - i. 300 feet of a water supply well, sinkhole, water supply reservoir or water supply intake in a stream;
 - ii. 300 feet of a losing stream, no discharge stream, stream stretches designated for whole body contact recreation, wild and scenic rivers, Ozark National Scenic Riverways or outstanding state resource waters as listed in the Water Quality Standards, 10 CSR 20-7.031;
 - iii. 150 feet of dwellings or public use areas;
 - iv. 100 feet (35 feet if biosolids application is down-gradient or the buffer zone is entirely vegetated) of lake, pond, wetlands or gaining streams (perennial or intermittent);
 - v. 50 feet of a property line. Buffer distances from property lines may be waived with written permission from neighboring property owner.
 - vi. For the application of dry, cake or liquid biosolids that are subsurface injected, buffer zones identified in 5.d.i. through 5.d.iii above, may be reduced to 100 feet. The buffer zone may be reduced to 35 feet if the buffer zone is permanently vegetated. Subsurface injection does not include methods or technology reflective of combination surface/shallow soil incorporation.
- e. Slope limitation for application sites are as follows:
 - i. For slopes less than or equal to 6 percent, no rate limitation;
 - ii. Applied to a slope 7 to 12 percent, the applicator may apply biosolids when soil conservation practices are used to meet the minimum erosion levels;
 - iii. Slopes > 12 percent, apply biosolids only when grass is vegetated and maintained with at least 80 percent ground cover at a rate of two dry tons per acre per year or less.
 - iv. Dry, cake or liquid biosolids that are subsurface injected, may be applied on slopes not to exceed 20 percent. Subsurface injection does not include the use of methods or technology reflective of combination surface/shallow soil incorporation.
- f. No biosolids may be land applied in an area that it is reasonably certain that pollutants will be transported into waters of the state.
- g. Biosolids may be land applied to sites with soil that are snow covered, frozen, or saturated with liquid when site restrictions or other controls are provided to prevent pollutants from being discharged to waters of the state during snowmelt or stormwater runoff. During inclement weather or unfavorable soil conditions use the following management practices:
 - i. A maximum field slope of 6% and a minimum 300 feet grass buffer between the application site and waters of the state. A 35 feet grass buffer may be utilized for the application of dry, cake or liquid biosolids that are subsurface injected. Subsurface injection does not include the use of methods or technology reflective of combination surface/shallow soil incorporation;
 - ii. A maximum field slope of 2% and 100 feet grass buffer between the application site and waters of the state. A 35 feet grass buffer may be used for the application of dry, cake or liquid biosolids that are subsurface injected. Subsurface injection does not include the use of methods or technology reflective of combination surface/shallow soil incorporation;
 - iii. Other best management practices approved by the Department.

SECTION H – SEPTAGE

1. Haulers that land apply septage must obtain a state permit. An operating permit is not required for septage haulers who transport septage to another permitted treatment facility for disposal.
2. Do not apply more than 30,000 gallons of septage per acre per year or the volume otherwise stipulated in the operating permit.
3. Septic tanks are designed to retain sludge for one to three years which will allow for a larger reduction in pathogens and vectors, as compared to mechanical treatment facilities.
4. Septage must comply with Class B biosolids regarding pathogen and vector attraction reduction requirements before it may be applied to crops, pastures or timberland. To meet required pathogen and vector reduction requirements, mix 50 pounds of hydrated lime for every 1,000 gallons of septage and maintain a septage pH of at least 12 pH standard units for 30 minutes or more prior to application.
5. Lime is to be added to the pump truck and not directly to the septic tanks, as lime would harm the beneficial bacteria of the septic tank.
6. As residential septage contains relatively low levels of metals, the testing of metals in septage is not required.

SECTION I– CLOSURE REQUIREMENTS

1. This section applies to all wastewater facilities (mechanical and lagoons) and sludge or biosolids storage and treatment facilities. It does not apply to land application sites.
2. Permittees of a domestic wastewater facility who plan to cease operation must obtain Department approval of a closure plan which addresses proper removal and disposal of all sludges and/or biosolids. Permittee must maintain this permit until the facility is closed in accordance with the approved closure plan per 10 CSR 20 – 6.010 and 10 CSR 20 – 6.015.
3. Biosolids or sludge that are left in place during closure of a lagoon or earthen structure or ash pond shall not exceed the agricultural loading rates as follows:
 - a. Biosolids and sludge shall meet the monitoring and land application limits for agricultural rates as referenced in Section G, above.
 - b. If a wastewater treatment lagoon has been in operation for 15 years or more without sludge removal, the sludge in the lagoon qualifies as a Class B biosolids with respect to pathogens due to anaerobic digestion, and testing for fecal coliform is not required. For other lagoons, testing for fecal coliform is required to show compliance with Class B biosolids limitations. In order to reach Class B biosolids requirements, fecal coliform must be less than 2,000,000 colony forming units or 2,000,000 most probable number. All fecal samples must be presented as geometric mean per gram.
 - c. The allowable nitrogen loading that may be left in the lagoon shall be based on the plant available nitrogen (PAN) loading. For a grass cover crop, the allowable PAN is 300 pounds/acre. Alternative, site-specific application rates may be included in the closure plan for department consideration.
 - i. PAN can be determined as follows:
$$(\text{Nitrate} + \text{nitrite nitrogen}) + (\text{organic nitrogen} \times 0.2) + (\text{ammonia nitrogen} \times \text{volatilization factor}^1).$$
¹ Volatilization factor is 0.7 for surface application and 1 for subsurface application. Alternative volatilization factors and mineralization rates can be utilized on a case-by-case basis.
4. Domestic wastewater treatment lagoons with a design treatment capacity less than or equal to 150 persons, are “similar treatment works” under the definition of septage. Therefore the sludge within the lagoons may be treated as septage during closure activities. See Section B, above. Under the septage category, residuals may be left in place as follows:
 - a. Testing for metals or fecal coliform is not required.
 - b. If the wastewater treatment lagoon has been in use for less than 15 years, mix lime with the sludge at a rate of 50 pounds of hydrated lime per 1000 gallons (134 cubic feet) of sludge.
 - c. The amount of sludge that may be left in the lagoon shall be based on the plant available nitrogen (PAN) loading. 100 dry tons/acre of sludge may be left in the basin without testing for nitrogen. If 100 dry tons/acre or more will be left in the lagoon, test for nitrogen and determine the PAN using the calculation above. Allowable PAN loading is 300 pounds/acre.
5. Biosolids or sludge left within the domestic lagoon shall be mixed with soil on at least a 1 to 1 ratio, and unless otherwise approved, the lagoon berm shall be demolished, and the site shall be graded and contain $\geq 70\%$ vegetative density over 100% of the site so as to avoid ponding of storm water and provide adequate surface water drainage without creating erosion. Alternative biosolids or sludge and soil mixing ratios may be included in the closure plan for department consideration.
6. Lagoon and earthen structure closure activities shall obtain a storm water permit for land disturbance activities that equal or exceed one acre in accordance with 10 CSR 20-6.200.
7. When closing a mechanical wastewater plant, all biosolids or sludge must be cleaned out and disposed of in accordance with the Department approved closure plan before the permit for the facility can be terminated.
 - a. Land must be stabilized which includes any grading, alternate use or fate upon approval by the Department, remediation, or other work that exposes sediment to stormwater per 10 CSR 20-6.200. The site shall be graded and contain $\geq 70\%$ vegetative density over 100% of the site, so as to avoid ponding of storm water and provide adequate

- surface water drainage without creating erosion.
- b. Hazardous Waste shall not be land applied or disposed during mechanical plant closures unless in accordance with Missouri Hazardous Waste Management Law and Regulations pursuant to 10 CSR 25.
 - c. After demolition of the mechanical plant, the site must only contain clean fill defined in Section 260.200.1(6) RSMo as uncontaminated soil, rock, sand, gravel, concrete, asphaltic concrete, cinderblocks, brick, minimal amounts of wood and metal, and inert solids as approved by rule or policy of the Department for fill, reclamation, or other beneficial use. Other solid wastes must be removed.
8. If biosolids or sludge from the domestic lagoon or mechanical treatment plant exceeds agricultural rates under Section G and/or I, a landfill permit or solid waste disposal permit must be obtained if the permittee chooses to seek authorization for on-site sludge disposal under the Missouri Solid Waste Management Law and regulations per 10 CSR 80, and the permittee must comply with the surface disposal requirements under 40 CFR Part 503, Subpart C.

SECTION J – MONITORING FREQUENCY

1. At a minimum, biosolids or sludge shall be tested for volume and percent total solids on a frequency that will accurately represent sludge quantities produced and disposed. Please see the table below.

TABLE 5

Biosolids or Sludge produced and disposed (Dry Tons per Year)	Monitoring Frequency (See Notes 1, and 2)		
	Metals, Pathogens and Vectors, Total Phosphorus, Total Potassium	Nitrogen TKN, Nitrogen PAN ¹	Priority Pollutants ²
319 or less	1/year	1 per month	1/year
320 to 1650	4/year	1 per month	1/year
1651 to 16,500	6/year	1 per month	1/year
16,501+	12/year	1 per month	1/year

¹ Calculate plant available nitrogen (PAN) when either of the following occurs: 1) when biosolids are greater than 50,000 mg/kg TN; or 2) when biosolids are land applied at an application rate greater than two dry tons per acre per year.

² Priority pollutants (40 CFR 122.21, Appendix D, Tables II and III) are required only for permit holders that must have a pre-treatment program. Monitoring requirements may be modified and incorporated into the operating permit by the Department on a case-by-case basis.

Note 1: Total solids: A grab sample of sludge shall be tested one per day during land application periods for percent total solids. This data shall be used to calculate the dry tons of sludge applied per acre.

Note 2: Table 5 is not applicable for incineration and permit holders that landfill their sludge.

2. Permittees that operate wastewater treatment lagoons, peak flow equalization basins, combined sewer overflow basins or biosolids or sludge lagoons that are cleaned out once a year or less, may choose to sample only when the biosolids or sludge is removed or the lagoon is closed. Test one composite sample for each 319 dry tons of biosolids or sludge removed from the lagoon during the reporting year or during lagoon closure. Composite sample must represent various areas at one-foot depth.
3. Additional testing may be required in the special conditions or other sections of the permit.
4. Biosolids and sludge monitoring shall be conducted in accordance with federal regulation 40 CFR § 503.8, Sampling and analysis.

SECTION K – RECORD KEEPING AND REPORTING REQUIREMENTS


1. The permittee shall maintain records on file at the facility for at least five years for the items listed in Standard Conditions PART III and any additional items in the Special Conditions section of this permit. This shall include dates when the biosolids or sludge facility is checked for proper operation, records of maintenance and repairs and other relevant information.
2. Reporting period
 - a. By February 19th of each year, applicable facilities shall submit an annual report for the previous calendar year period for all mechanical wastewater treatment facilities, sludge lagoons, and biosolids or sludge disposal facilities.
 - b. Permittees with wastewater treatment lagoons shall submit the above annual report only when biosolids or sludge are removed from the lagoon during the report period or when the lagoon is closed.
3. Report Form. The annual report shall be prepared on report forms provided by the Department or equivalent forms approved by the Department.
4. Reports shall be submitted as follows:
Major facilities, which are those serving 10,000 persons or more or with a design flow equal to or greater than 1 million gallons per day or that are required to have an approved pretreatment program, shall report to both the Department and EPA if the facility land applied, disposed of biosolids by surface disposal, or operated a sewage sludge incinerator. All other facilities shall maintain their biosolids or sludge records and keep them available to Department personnel upon request. State reports shall be submitted to the address listed as follows:

DNR regional or other applicable office listed in the
permit (see cover letter of permit)
ATTN: Sludge Coordinator

Reports to EPA must be electronically submitted online via the Central Data Exchange at: <https://cdx.epa.gov/> Additional information is available at: <https://www.epa.gov/biosolids/compliance-and-annual-reporting-guidance-about-clean-water-act-laws>

5. Annual report contents. The annual report shall include the following:
 - a. Biosolids and sludge testing performed. If testing was conducted at a greater frequency than what is required by the permit, all test results must be included in the report.
 - b. Biosolids or sludge quantity shall be reported as dry tons for the quantity produced and/or disposed.
 - c. Gallons and % solids data used to calculate the dry ton amounts.
 - d. Description of any unusual operating conditions.
 - e. Final disposal method, dates, and location, and person responsible for hauling and disposal.
 - i. This must include the name and address for the hauler and sludge facility. If hauled to a municipal wastewater treatment facility, sanitary landfill, or other approved treatment facility, give the name of that facility.
 - ii. Include a description of the type of hauling equipment used and the capacity in tons, gallons, or cubic feet.
 - f. Contract Hauler Activities:

If using a contract hauler, provide a copy of a signed contract from the contractor. Permittee shall require the contractor to supply information required under this permit for which the contractor is responsible. The permittee shall submit a signed statement from the contractor that he has complied with the standards contained in this permit, unless the contract hauler has a separate biosolids or sludge use permit.
 - g. Land Application Sites:
 - i. Report the location of each application site, the annual and cumulative dry tons/acre for each site, and the landowners name and address. The location for each spreading site shall be given as a legal description for nearest ¼, ¼, Section, Township, Range, and county, or UTM coordinates. The facility shall report PAN when either of the following occurs: 1) When biosolids are greater than 50,000 mg/kg TN; or 2) when biosolids are land applied at an application rate greater than two dry tons per acre per year.
 - ii. If the “Low Metals” criteria are exceeded, report the annual and cumulative pollutant loading rates in pounds per acre for each applicable pollutant, and report the percent of cumulative pollutant loading which has been reached at each site.
 - iii. Report the method used for compliance with pathogen and vector attraction requirements.
 - iv. Report soil test results for pH and phosphorus. If no soil was tested during the year, report the last date when tested and the results.

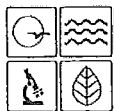


MISSOURI DEPARTMENT OF NATURAL RESOURCES
WATER PROTECTION PROGRAM

**FORM B2 – APPLICATION FOR OPERATING PERMIT FOR FACILITIES THAT
RECEIVE PRIMARILY DOMESTIC WASTE AND HAVE A DESIGN FLOW MORE THAN
100,000 GALLONS PER DAY**

FACILITY NAME Winfield Municipal Lagoon	
PERMIT NO. MO-0088676	COUNTY Lincoln
APPLICATION OVERVIEW	
Form B2 has been developed in a modular format and consists of Parts A, B and C and a Supplemental Application Information (Parts D, E, F and G) packet. All applicants must complete Parts A, B and C. Some applicants must also complete parts of the Supplemental Application Information packet. The following items explain which parts of Form B2 you must complete. Submittal of an incomplete application may result in the application being returned.	
BASIC APPLICATION INFORMATION	
A. Basic application information for all applicants. All applicants must complete Part A. B. Additional application information for all applicants. All applicants must complete Part B. C. Certification. All applicants must complete Part C.	
SUPPLEMENTAL APPLICATION INFORMATION	
D. Expanded Effluent Testing Data. A treatment works that discharges effluent to surface water of the United States and meets one or more of the following criteria must complete <i>Part D - Expanded Effluent Testing Data</i> : 1. Has a design flow rate greater than or equal to 1 million gallons per day. 2. Is required to have or currently has a pretreatment program. 3. Is otherwise required by the permitting authority to provide the information.	
E. Toxicity Testing Data. A treatment works that meets one or more of the following criteria must complete <i>Part E - Toxicity Testing Data</i> : 1. Has a design flow rate greater than or equal to 1 million gallons per day. 2. Is required to have or currently has a pretreatment program. 3. Is otherwise required by the permitting authority to provide the information.	
F. Industrial User Discharges and Resource Conservation and Recovery Act / Comprehensive Environmental Response, Compensation and Liability Act Wastes. A treatment works that accepts process wastewater from any significant industrial users, also known as SIUs, or receives a Resource Conservation and Recovery Act or CERCLA wastes must complete <i>Part F - Industrial User Discharges and Resource Conservation and Recovery Act / CERCLA Wastes</i> . SIUs are defined as: 1. All Categorical Industrial Users, or CIUs, subject to Categorical Pretreatment Standards under 40 Code of Federal Regulations 403.6 and 40 Code of Federal Regulations 403.6 and 40 CFR Chapter 1, Subchapter N. 2. Any other industrial user that meets one or more of the following: i. Discharges an average of 25,000 gallons per day or more of process wastewater to the treatment works (with certain exclusions). ii. Contributes a process waste stream that makes up five percent or more of the average dry weather hydraulic or organic capacity of the treatment plant. iii. Is designated as an SIU by the control authority. iv. Is otherwise required by the permitting authority to provide the information.	
G. Combined Sewer Systems. A treatment works that has a combined sewer system must complete <i>Part G - Combined Sewer Systems</i> .	
ALL APPLICANTS MUST COMPLETE PARTS A, B and C	

AP 29805



MISSOURI DEPARTMENT OF NATURAL RESOURCES
WATER PROTECTION PROGRAM

**FORM B2 – APPLICATION FOR AN OPERATING PERMIT FOR
FACILITIES THAT RECEIVE PRIMARILY DOMESTIC WASTE AND
HAVE A DESIGN FLOW MORE THAN 100,000 GALLONS PER DAY**

FOR AGENCY USE ONLY

CHECK NUMBER

1009

DATE RECEIVED

FEE SUBMITTED

4-23-18 \$200.00 88

PART A – BASIC APPLICATION INFORMATION

1. THIS APPLICATION IS FOR:

- ☐ An operating permit for a new or unpermitted facility. Construction Permit # _____
(Include completed Antidegradation Review or request to conduct an Antidegradation Review, see instructions)
- ☐ An operating permit renewal: Permit #MO- _____ Expiration Date _____
- ☒ An operating permit modification: Permit #MO- 0088676 Reason: Treatment Modifications/upgrades

1.1 Is the appropriate fee included with the application (see instructions for appropriate fee)? ☒ YES ☐ NO

2. FACILITY

NAME Winfield Municipal Lagoon TELEPHONE NUMBER WITH AREA CODE

ADDRESS (PHYSICAL) East Walnut Street CITY Winfield STATE MO ZIP CODE 63389

2.1 LEGAL DESCRIPTION (Facility Site): Nw ¼, NE ¼, SE ¼, Sec. 24, T 49n, R 2E COUNTY Lincoln

2.2 UTM Coordinates Easting (X): 696690 Northing (Y): 4318678
For Universal Transverse Mercator (UTM), Zone 15 North referenced to North American Datum 1983 (NAD83)

2.3 Name of receiving stream: McLean Creek

2.4 Number of Outfalls: 1 wastewater outfalls, stormwater outfalls, instream monitoring sites

3. OWNER

NAME City of Winfield EMAIL ADDRESS TELEPHONE NUMBER WITH AREA CODE 636-668-8100

ADDRESS 51 Harry's Way CITY Winfield STATE MO ZIP CODE 63389

3.1 Request review of draft permit prior to Public Notice? ☒ YES ☐ NO

3.2 Are you a Publically Owned Treatment Works (POTW)? ☒ YES ☐ NO
If yes, is the Financial Questionnaire attached? ☐ YES ☒ NO

3.3 Are you a Privately Owned Treatment Facility? ☐ YES ☒ NO

3.4 Are you a Privately Owned Treatment Facility regulated by the Public Service Commission (PSC)? ☐ YES ☒ NO

4. CONTINUING AUTHORITY: Permanent organization which will serve as the continuing authority for the operation, maintenance and modernization of the facility.

NAME Same as Above EMAIL ADDRESS TELEPHONE NUMBER WITH AREA CODE

ADDRESS CITY STATE ZIP CODE

If the Continuing Authority is different than the Owner, include a copy of the contract agreement between the two parties and a description of the responsibilities of both parties within the agreement.

5. OPERATOR

NAME Tim Ens TITLE Director of Public Works CERTIFICATE NUMBER (IF APPLICABLE) 13269

EMAIL ADDRESS TELEPHONE NUMBER WITH AREA CODE 636-668-8100

6. FACILITY CONTACT

NAME Tim Ens TITLE Director of Public Works

EMAIL ADDRESS TELEPHONE NUMBER WITH AREA CODE 636-668-8100

ADDRESS 51 Harry's Way CITY Winfield STATE MO ZIP CODE 63389

FACILITY NAME Winfield Municipal Lagoon	PERMIT NO. MO- 0088676	OUTFALL NO. 001
--	---------------------------	--------------------

PART A – BASIC APPLICATION INFORMATION

7. FACILITY INFORMATION

7.1 Process Flow Diagram or Schematic. Provide a diagram showing the processes of the treatment plant. Show all of the treatment units, including disinfection (e.g. – Chlorination and Dechlorination), influents, and outfalls. Specify where samples are taken. Indicate any treatment process changes in the routing of wastewater during dry weather and peak wet weather. Include a brief narrative description of the diagram. Attach sheets as necessary.

***See attached plans and specifications


The flow comes into the lift station and is pumped into the headworks with flow monitoring, an automatic and manual screen. The flow then goes by gravity into the overflow chamber where the flow up to 600,000 gpd flows into Cell#1 for normal treatment and any flow above 600,000 gpd is diverted into the overflow lagoon by weir. The overflow lagoon is pumped back to the overflow chamber manually by the operator during low flow times. The flow that goes to cell #1 is aerated and mixed then flows into the Aerator Basin for ammonia removal. The flow then goes into the UV building for disinfection then out to a flow monitor and final discharge to McLean Creek. Samples are taken in the UV building post UV disinfection.

FACILITY NAME Winfield Municipal Lagoon	PERMIT NO. MO-0088676	OUTFALL NO. 001
PART A – BASIC APPLICATION INFORMATION		
7. FACILITY INFORMATION (continued)		
<p>7.2 Topographic Map. Attach to this application a topographic map of the area extending at least one mile beyond facility property boundaries. This map must show the outline of the facility and the following information.</p> <ul style="list-style-type: none"> a. The area surrounding the treatment plant, including all unit processes. b. The location of the downstream landowner(s). (See Item 10.) c. The major pipes or other structures through which wastewater enters the treatment works and the pipes or other structures through which treated wastewater is discharged from the treatment plant. Include outfalls from bypass piping, if applicable. d. The actual point of discharge. e. Wells, springs, other surface water bodies and drinking water wells that are: 1) within ¼ mile of the property boundaries of the treatment works, and 2) listed in public record or otherwise known to the applicant. f. Any areas where the sewage sludge produced by the treatment works is stored, treated, or disposed. g. If the treatment works receives waste that is classified as hazardous under the Resource Conservation and Recovery Act (RCRA) by truck, rail, or special pipe, show on the map where that hazardous waste enters the treatment works and where it is treated, stored, or disposed. 		
7.3 Facility SIC Code: <u>4952</u>	Discharge SIC Code: <u>4952</u>	
7.4 Number of people presently connected or population equivalent (P.E.): <u>1400</u>	Design P.E. <u>3000</u>	
<p>7.5 Connections to the facility:</p> <p>Number of units presently connected:</p> <p>Homes <u>445</u> Trailers _____ Apartments _____ Other (including industrial) _____</p> <p>Number of Commercial Establishments: <u>74</u></p>		
7.6 Design Flow 300,000	Actual Flow 59,400	
<p>7.7 Will discharge be continuous through the year? Yes <input checked="" type="checkbox"/> No <input type="checkbox"/></p> <p>Discharge will occur during the following months: _____ How many days of the week will discharge occur? _____</p>		
<p>7.8 Is industrial wastewater discharged to the facility? Yes <input type="checkbox"/> No <input checked="" type="checkbox"/></p> <p>If yes, describe the number and types of industries that discharge to your facility. Attach sheets as necessary</p> <p>Refer to the APPLICATION OVERVIEW to determine whether additional information is needed for Part F.</p>		
7.9 Does the facility accept or process leachate from landfills?:	Yes <input type="checkbox"/>	No <input checked="" type="checkbox"/>
7.10 Is wastewater land applied? If yes, is Form I attached?	Yes <input type="checkbox"/> Yes <input type="checkbox"/>	No <input checked="" type="checkbox"/> No <input checked="" type="checkbox"/>
7.11 Does the facility discharge to a losing stream or sinkhole?	Yes <input type="checkbox"/>	No <input checked="" type="checkbox"/>
7.12 Has a wasteload allocation study been completed for this facility?	Yes <input type="checkbox"/>	No <input checked="" type="checkbox"/>
8. LABORATORY CONTROL INFORMATION		
<p>LABORATORY WORK CONDUCTED BY PLANT PERSONNEL</p> <p>Lab work conducted outside of plant. Yes <input checked="" type="checkbox"/> No <input type="checkbox"/></p> <p>Push-button or visual methods for simple test such as pH, settleable solids. Yes <input type="checkbox"/> No <input checked="" type="checkbox"/></p> <p>Additional procedures such as Dissolved Oxygen, Chemical Oxygen Demand, Biological Oxygen Demand, titrations, solids, volatile content. Yes <input type="checkbox"/> No <input checked="" type="checkbox"/></p> <p>More advanced determinations such as BOD seeding procedures, fecal coliform, nutrients, total oils, phenols, etc. Yes <input type="checkbox"/> No <input checked="" type="checkbox"/></p> <p>Highly sophisticated instrumentation, such as atomic absorption and gas chromatograph. Yes <input type="checkbox"/> No <input checked="" type="checkbox"/></p>		

FACILITY NAME Winfield Municipal Lagoon	PERMIT NO. MO- 0088676	OUTFALL NO. 001
PART A - BASIC APPLICATION INFORMATION		
9. SLUDGE HANDLING, USE AND DISPOSAL		
9.1 Is the sludge a hazardous waste as defined by 10 CSR 25? Yes <input type="checkbox"/> No <input checked="" type="checkbox"/>		
9.2 Sludge production (Including sludge received from others): Design Dry Tons/Year 29.4 Actual Dry Tons/Year 8.9		
9.3 Sludge storage provided: _____ Cubic feet; _____ Days of storage; _____ Average percent solids of sludge; <input type="checkbox"/> No sludge storage is provided. <input checked="" type="checkbox"/> Sludge is stored in lagoon.		
9.4 Type of storage: <input type="checkbox"/> Holding Tank <input type="checkbox"/> Building <input type="checkbox"/> Basin <input checked="" type="checkbox"/> Lagoon <input type="checkbox"/> Concrete Pad <input type="checkbox"/> Other (Describe) _____		
9.5 Sludge Treatment: <input type="checkbox"/> Anaerobic Digester <input type="checkbox"/> Storage Tank <input type="checkbox"/> Lime Stabilization <input checked="" type="checkbox"/> Lagoon <input type="checkbox"/> Aerobic Digester <input type="checkbox"/> Air or Heat Drying <input type="checkbox"/> Composting <input type="checkbox"/> Other (Attach Description)		
9.6 Sludge use or disposal: <input checked="" type="checkbox"/> Land Application <input checked="" type="checkbox"/> Contract Hauler <input type="checkbox"/> Hauled to Another Treatment Facility <input type="checkbox"/> Solid Waste Landfill <input type="checkbox"/> Surface Disposal (Sludge Disposal Lagoon, Sludge Held For More Than Two Years) <input type="checkbox"/> Incineration <input type="checkbox"/> Other (Attach Explanation Sheet) _____		
9.7 Person responsible for hauling sludge to disposal facility: <input checked="" type="checkbox"/> By Applicant <input type="checkbox"/> By Others (complete below)		
NAME		EMAIL ADDRESS
ADDRESS	CITY	STATE ZIP CODE
CONTACT PERSON	TELEPHONE NUMBER WITH AREA CODE	PERMIT NO. MO-
9.8 Sludge use or disposal facility: <input checked="" type="checkbox"/> By Applicant <input type="checkbox"/> By Others (Complete below)		
NAME		EMAIL ADDRESS
ADDRESS	CITY	STATE ZIP CODE
CONTACT PERSON	TELEPHONE NUMBER WITH AREA CODE	PERMIT NO. MO-
9.9 Does the sludge or biosolids disposal comply with Federal Sludge Regulation 40 CFR 503? <input checked="" type="checkbox"/> Yes <input type="checkbox"/> No (Explain)		
END OF PART A		

FACILITY NAME Winfield Municipal Lagoon	PERMIT NO. MO-0088676	OUTFALL NO. 001
PART B – ADDITIONAL APPLICATION INFORMATION		
10. COLLECTION SYSTEM		
10.1 Length of sanitary sewer collection system in miles 7		
10.2 Does significant infiltration occur in the collection system? <input checked="" type="checkbox"/> Yes <input type="checkbox"/> No If yes, briefly explain any steps underway or planned to minimize inflow and infiltration: The City is currently making repairs and a yearly plan to continue addressing their I&I.		
11. BYPASSING		
Does any bypassing occur anywhere in the collection system or at the treatment facility? Yes <input checked="" type="checkbox"/> No <input type="checkbox"/> If yes, explain: the City on occasion has an overflow at the manhole adjacent to the current lift station. This will be remedied with the new system.		
12. OPERATION AND MAINTENANCE PERFORMED BY CONTRACTOR(S)		
Are any operational or maintenance aspects (related to wastewater treatment and effluent quality) of the treatment works the responsibility of the contractor? Yes <input type="checkbox"/> No <input checked="" type="checkbox"/> If Yes, list the name, address, telephone number and status of each contractor and describe the contractor's responsibilities. (Attach additional pages if necessary.)		
NAME		
MAILING ADDRESS		
TELEPHONE NUMBER WITH AREA CODE	EMAIL ADDRESS	
RESPONSIBILITIES OF CONTRACTOR		
13. SCHEDULED IMPROVEMENTS AND SCHEDULES OF IMPLEMENTATION		
Provide information about any uncompleted implementation schedule or uncompleted plans for improvements that will affect the wastewater treatment, effluent quality, or design capacity of the treatment works. If the treatment works has several different implementation schedules or is planning several improvements, submit separate responses for each.		

FACILITY NAME Winfield Municipal Lagoon			PERMIT NO. MO-0088676			OUTFALL NO. 001		
PART B – ADDITIONAL APPLICATION INFORMATION								
14. EFFLUENT TESTING DATA								
Applicants must provide effluent testing data for the following parameters. Provide the indicated effluent data for each outfall through which effluent is discharged . Do not include information of combined sewer overflows in this section. All information reported must be based on data collected through analysis conducted using 40 CFR Part 136 methods. In addition, this data must comply with QA/QC requirements of 40 CFR Part 136 and other appropriate QA/QC requirements for standard methods for analytes not addressed by 40 CFR Part 136. At a minimum, effluent testing data must be based on at least three samples and must be no more than four and one-half years apart.								
Outfall Number 001								
PARAMETER			MAXIMUM DAILY VALUE		AVERAGE DAILY VALUE			
			Value	Units	Value	Units	Number of Samples	
pH (Minimum)			8.3	S.U.	8.6	S.U.	3	
pH (Maximum)			10.7	S.U.	9.2	S.U.	3	
Flow Rate				MGD		MGD		
*For pH report a minimum and a maximum daily value								
POLLUTANT		MAXIMUM DAILY DISCHARGE		AVERAGE DAILY DISCHARGE			ANALYTICAL METHOD	ML/MDL
		Conc.	Units	Conc.	Units	Number of Samples		
Conventional and Nonconventional Compounds								
BIOCHEMICAL OXYGEN DEMAND (Report One)	BOD ₅	20	mg/L	12	mg/L	3	SM5201B	65/45
	CBOD ₅		mg/L		mg/L			
E. COLI		121	#/100 mL	31.4	#/100 mL	5		1030/206
TOTAL SUSPENDED SOLIDS (TSS)		30	mg/L	13	mg/L	3	SM2540D	110/70
AMMONIA (as N)		6.8	mg/L	4.7	mg/L	3	EPA350.1	
CHLORINE* (TOTAL RESIDUAL, TRC)			mg/L		mg/L			
DISSOLVED OXYGEN			mg/L		mg/L			
OIL and GREASE		<5.2	mg/L	5	mg/L	3	EPA1664	15/10
OTHER			mg/L		mg/L			
*Report only if facility chlorinates								
END OF PART B								

FACILITY NAME Winfield Municipal Lagoon	PERMIT NO. MO- 0088676	OUTFALL NO. 001
PART C – CERTIFICATION		
15. ELECTRONIC DISCHARGE MONITORING REPORT (eDMR) SUBMISSION SYSTEM		
<p>Per 40 CFR Part 127 National Pollutant Discharge Elimination System (NPDES) Electronic Reporting Rule, reporting of effluent limits and monitoring shall be submitted by the permittee via an electronic system to ensure timely, complete, accurate, and nationally-consistent set of data. One of the following must be checked in order for this application to be considered complete. Please visit http://dnr.mo.gov/env/wpp/edmr.htm to access the Facility Participation Package.</p> <p><input type="checkbox"/> - You have completed and submitted with this permit application the required documentation to participate in the eDMR system.</p> <p><input checked="" type="checkbox"/> - You have previously submitted the required documentation to participate in the eDMR system and/or you are currently using the eDMR system.</p> <p><input type="checkbox"/> - You have submitted a written request for a waiver from electronic reporting. See instructions for further information regarding waivers.</p>		
16. CERTIFICATION		
<p>All applicants must complete the Certification Section. This certification must be signed by an officer of the company or city official. All applicants must complete all applicable sections as explained in the Application Overview. By signing this certification statement, applicants confirm that they have reviewed the entire form and have completed all sections that apply to the facility for which this application is submitted.</p>		
ALL APPLICANTS MUST COMPLETE THE FOLLOWING CERTIFICATION.		
<p>I certify under penalty of law that this document and all attachments were prepared under my direction or supervision in accordance with a system designed to assure that qualified personnel properly gather and evaluate the information submitted. Based on my inquiry of the person or persons who manage the system or those persons directly responsible for gathering the information, the information is, to the best of my knowledge and belief, true, accurate and complete. I am aware that there are significant penalties for submitting false information, including the possibility of fine and imprisonment for knowing violations.</p>		
PRINTED NAME Ryan Ruckel	OFFICIAL TITLE (MUST BE AN OFFICER OF THE COMPANY OR CITY OFFICIAL) Mayor	
SIGNATURE 		
TELEPHONE NUMBER WITH AREA CODE 636-668-8100		
DATE SIGNED 4/19/2018		
<p>Upon request of the permitting authority, you must submit any other information necessary to assess wastewater treatment practices at the treatment works or identify appropriate permitting requirements.</p>		
<p>Send Completed Form to:</p> <p style="text-align: center;">Department of Natural Resources Water Protection Program ATTN: NPDES Permits and Engineering Section P.O. Box 176 Jefferson City, MO 65102-0176</p>		
END OF PART C		
REFER TO THE APPLICATION OVERVIEW TO DETERMINE WHICH PARTS OF FORM B2 YOU MUST COMPLETE:		
<p>Do not complete the remainder of this application, unless at least one of the following statements applies to your facility:</p> <ol style="list-style-type: none"> 1. Your facility design flow is equal to or greater than 1,000,000 gallons per day. 2. Your facility is a pretreatment treatment works. 3. Your facility is a combined sewer system. 		
<p>Submission of an incomplete application may result in the application being returned. Permit fees for returned applications shall be forfeited. Permit fees for applications being processed by the department that are withdrawn by the applicant shall be forfeited.</p>		