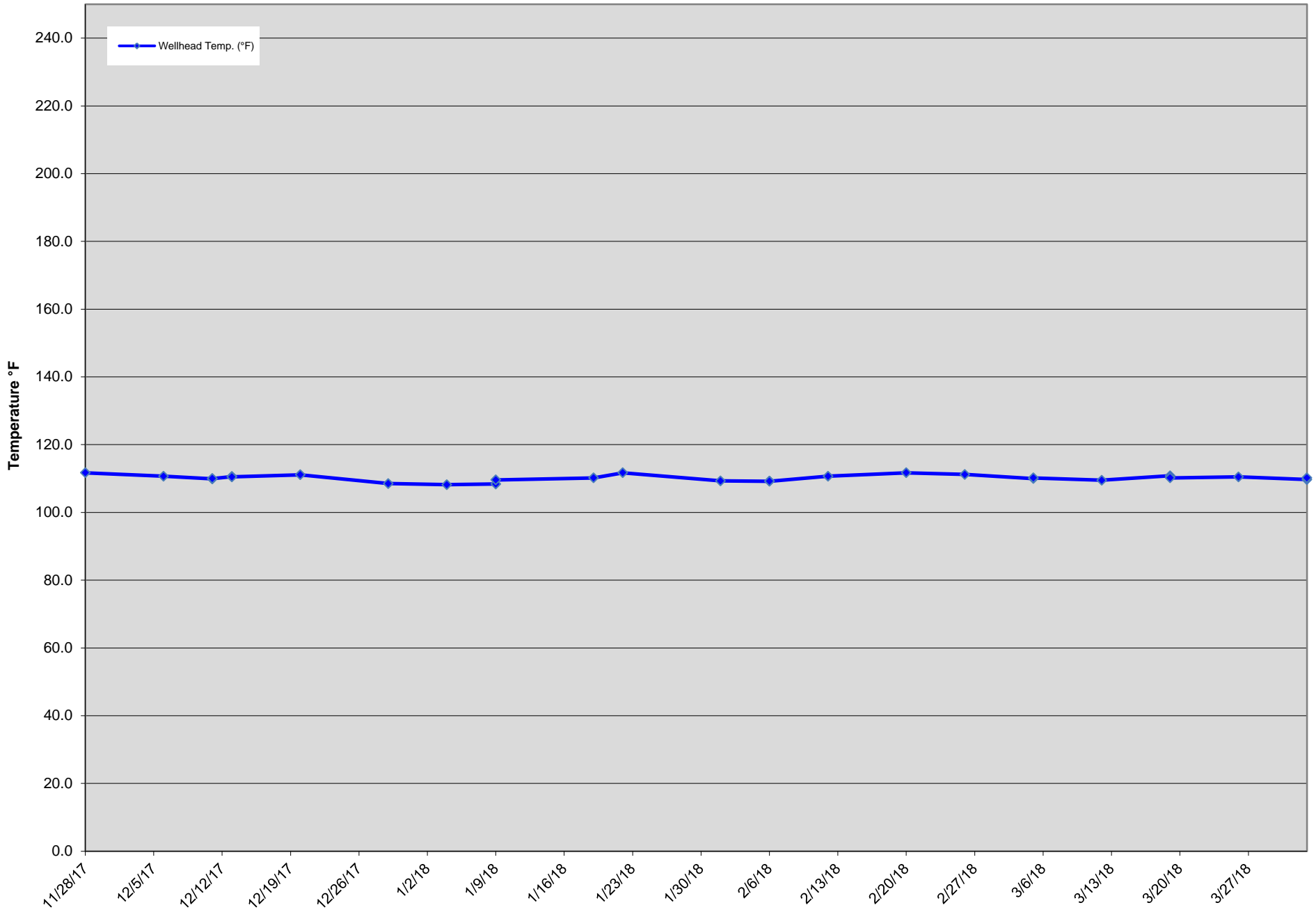


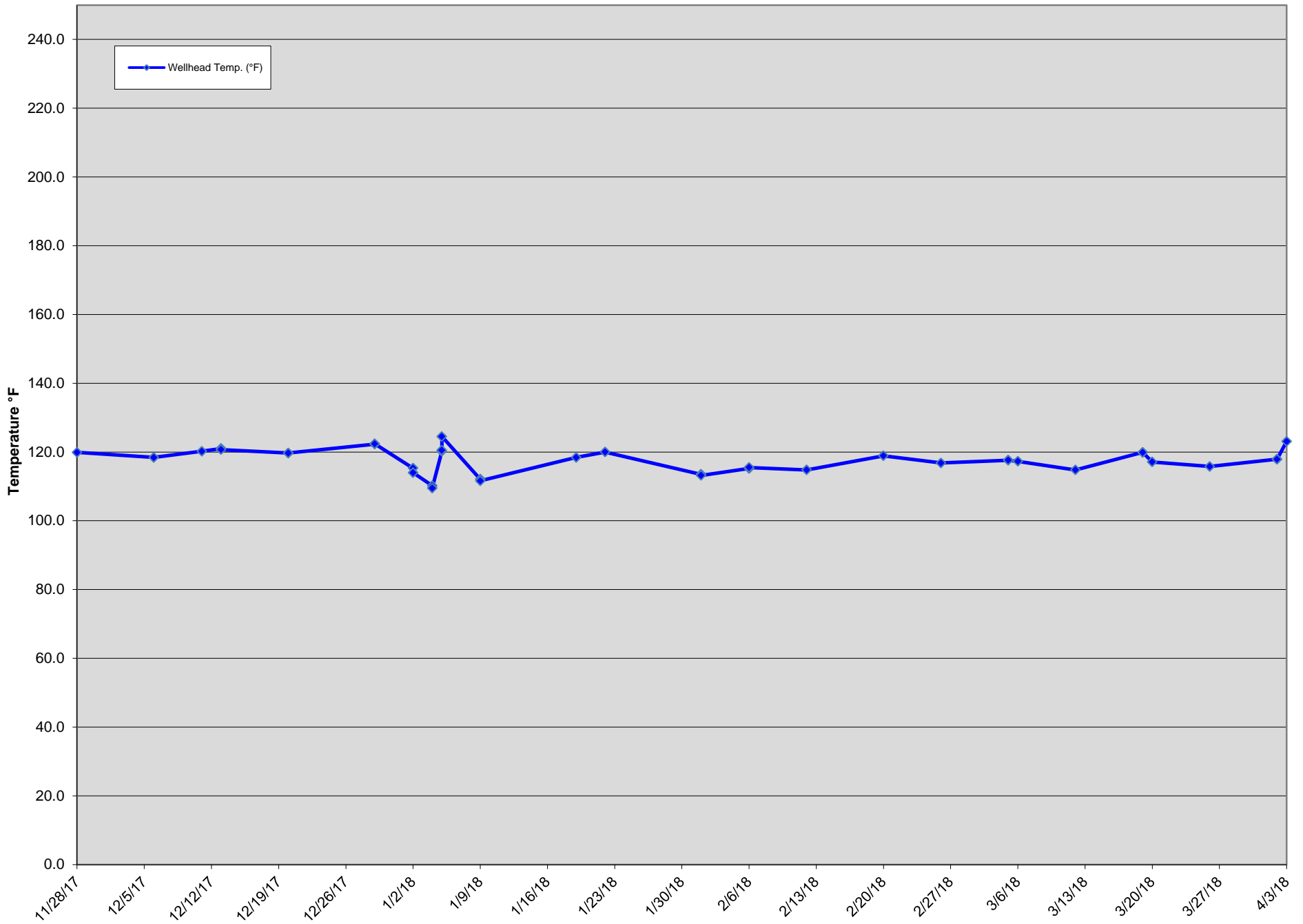
| GEW ID# | Reading Date | CH4 (% Vol.) | CO2 (% Vol.) | Oxygen (% Vol.) | Balance (% Vol.) | Wellhead Temp. (°F) | Initial Static Pressure (In W.C.) |
|---------|--------------|--------------|--------------|-----------------|------------------|---------------------|-----------------------------------|
| GEW-008 | 11/28/17 | 54.7 | 39.2 | 0.0 | 6.1 | 111.7 | -0.7 |
| GEW-008 | 12/06/17 | 54.8 | 40.5 | 0.0 | 4.7 | 110.7 | -0.9 |
| GEW-008 | 12/11/17 | 54.2 | 41.5 | 0.0 | 4.3 | 109.9 | 0.0 |
| GEW-008 | 12/11/17 | 53.2 | 44.3 | 0.0 | 2.5 | 110.0 | 0.0 |
| GEW-008 | 12/13/17 | 53.1 | 42.9 | 0.0 | 4.0 | 110.6 | -0.3 |
| GEW-008 | 12/13/17 | 53.0 | 42.9 | 0.0 | 4.1 | 110.5 | -0.4 |
| GEW-008 | 12/20/17 | 53.1 | 41.5 | 0.0 | 5.4 | 111.1 | -0.9 |
| GEW-008 | 12/29/17 | 56.4 | 34.4 | 0.0 | 9.2 | 108.5 | -0.4 |
| GEW-008 | 01/04/18 | 54.3 | 34.8 | 0.0 | 10.9 | 108.2 | -0.6 |
| GEW-008 | 01/09/18 | 52.8 | 42.5 | 0.0 | 4.7 | 108.4 | -0.7 |
| GEW-008 | 01/09/18 | 52.4 | 44.0 | 0.0 | 3.6 | 109.6 | -0.6 |
| GEW-008 | 01/19/18 | 52.6 | 43.1 | 0.0 | 4.3 | 110.2 | -0.7 |
| GEW-008 | 01/22/18 | 52.2 | 43.4 | 0.0 | 4.4 | 111.7 | -0.5 |
| GEW-008 | 02/01/18 | 52.9 | 41.6 | 0.0 | 5.5 | 109.3 | -1.4 |
| GEW-008 | 02/06/18 | 56.8 | 38.2 | 0.0 | 5.0 | 109.2 | -0.7 |
| GEW-008 | 02/06/18 | 53.3 | 41.1 | 0.0 | 5.6 | 109.2 | -0.6 |
| GEW-008 | 02/12/18 | 51.9 | 41.7 | 0.0 | 6.4 | 110.7 | -1.0 |
| GEW-008 | 02/20/18 | 52.7 | 44.0 | 0.0 | 3.3 | 111.7 | -0.6 |
| GEW-008 | 02/26/18 | 51.9 | 40.8 | 0.0 | 7.3 | 111.2 | -0.9 |
| GEW-008 | 03/05/18 | 53.9 | 40.2 | 0.0 | 5.9 | 110.0 | -0.5 |
| GEW-008 | 03/05/18 | 53.2 | 40.6 | 0.0 | 6.2 | 110.2 | -0.4 |
| GEW-008 | 03/12/18 | 53.3 | 42.0 | 0.0 | 4.7 | 109.5 | -0.8 |
| GEW-008 | 03/19/18 | 54.2 | 41.3 | 0.0 | 4.5 | 110.8 | -0.1 |
| GEW-008 | 03/19/18 | 52.6 | 43.2 | 0.0 | 4.2 | 110.2 | -0.1 |
| GEW-008 | 03/26/18 | 52.5 | 43.1 | 0.0 | 4.4 | 110.5 | -0.7 |
| GEW-008 | 04/02/18 | 53.0 | 42.7 | 0.0 | 4.3 | 109.7 | -0.3 |
| GEW-008 | 04/02/18 | 53.7 | 42.1 | 0.0 | 4.2 | 110.2 | -0.3 |

GEW-008 Wellhead Temperatures



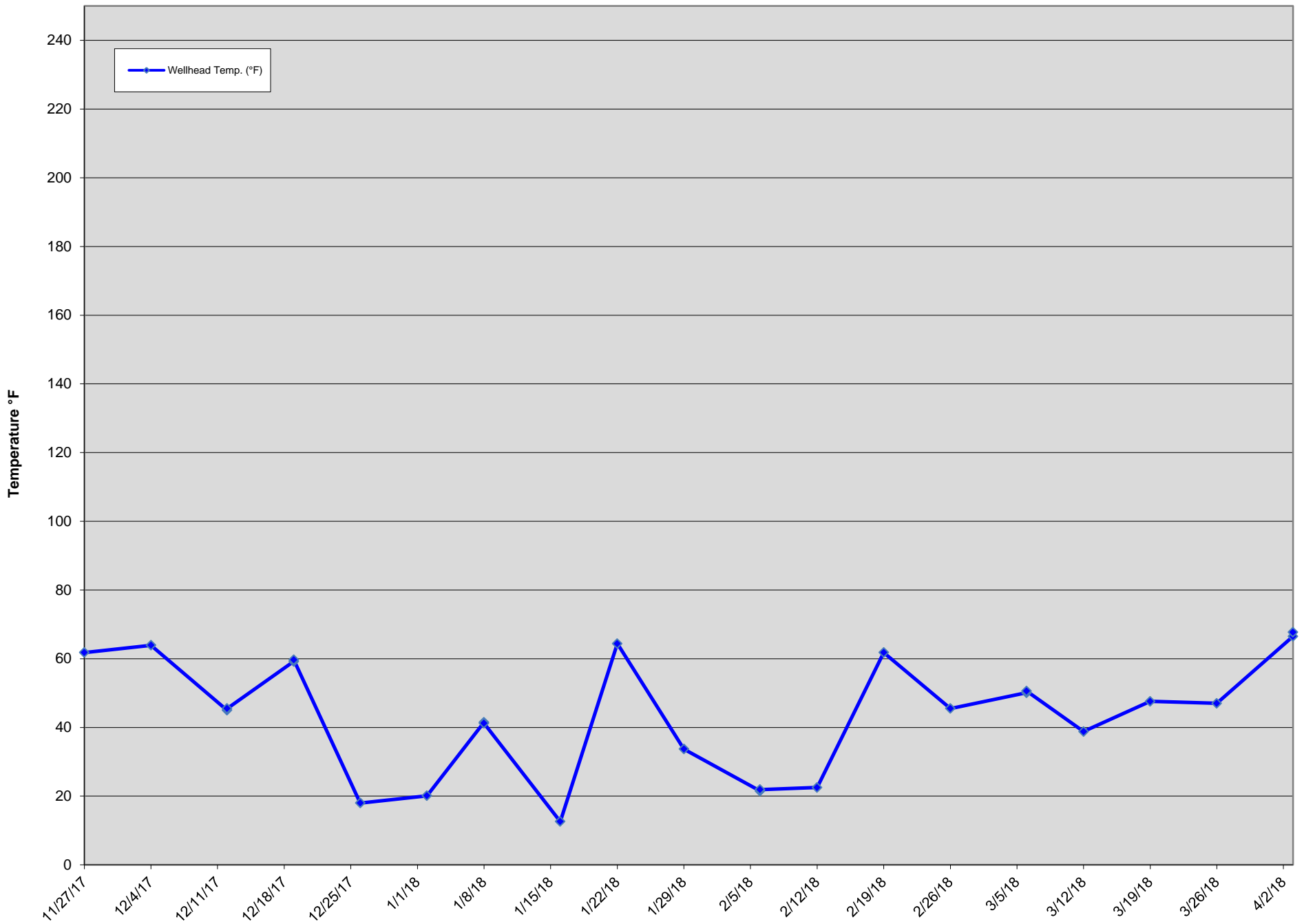
| GEW ID# | Reading Date | CH4 (% Vol.) | CO2 (% Vol.) | Oxygen (% Vol.) | Balance (% Vol.) | Wellhead Temp. (°F) | Initial Static Pressure (In W.C.) |
|---------|--------------|--------------|--------------|-----------------|------------------|---------------------|-----------------------------------|
| GEW-009 | 11/28/17 | 47.9 | 39.8 | 0.0 | 12.3 | 119.9 | -0.4 |
| GEW-009 | 12/06/17 | 46.9 | 39.0 | 0.0 | 14.1 | 118.4 | -0.5 |
| GEW-009 | 12/11/17 | 51.5 | 41.8 | 0.0 | 6.7 | 120.2 | -0.1 |
| GEW-009 | 12/13/17 | 49.7 | 39.1 | 0.0 | 11.2 | 121.0 | -0.3 |
| GEW-009 | 12/13/17 | 48.9 | 40.2 | 0.0 | 10.9 | 120.7 | -0.3 |
| GEW-009 | 12/20/17 | 44.5 | 39.3 | 0.0 | 16.2 | 119.7 | -0.5 |
| GEW-009 | 12/20/17 | 44.1 | 39.1 | 0.0 | 16.8 | 119.7 | -0.5 |
| GEW-009 | 12/29/17 | 53.4 | 38.6 | 0.0 | 8.0 | 122.3 | 0.1 |
| GEW-009 | 12/29/17 | 52.9 | 40.4 | 0.0 | 6.7 | 122.4 | 0.1 |
| GEW-009 | 01/02/18 | 53.6 | 40.4 | 0.0 | 6.0 | 115.3 | 0.2 |
| GEW-009 | 01/02/18 | 54.4 | 42.0 | 0.0 | 3.6 | 114.0 | 0.2 |
| GEW-009 | 01/04/18 | 53.6 | 38.9 | 0.0 | 7.5 | 110.2 | 0.2 |
| GEW-009 | 01/04/18 | 54.5 | 42.3 | 0.0 | 3.2 | 109.5 | 0.2 |
| GEW-009 | 01/05/18 | 54.6 | 34.9 | 0.0 | 10.5 | 120.2 | -0.1 |
| GEW-009 | 01/05/18 | 53.4 | 40.0 | 0.0 | 6.6 | 120.5 | -0.1 |
| GEW-009 | 01/05/18 | 52.1 | 38.9 | 0.0 | 9.0 | 124.5 | -0.3 |
| GEW-009 | 01/09/18 | 51.1 | 42.0 | 0.0 | 6.9 | 112.1 | -0.2 |
| GEW-009 | 01/09/18 | 51.1 | 39.5 | 0.0 | 9.4 | 111.6 | -0.2 |
| GEW-009 | 01/19/18 | 47.1 | 39.6 | 0.0 | 13.3 | 118.4 | -0.3 |
| GEW-009 | 01/22/18 | 47.6 | 40.7 | 0.0 | 11.7 | 120.0 | -0.2 |
| GEW-009 | 02/01/18 | 41.8 | 38.7 | 0.0 | 19.5 | 113.5 | -0.7 |
| GEW-009 | 02/01/18 | 41.8 | 38.1 | 0.0 | 20.1 | 113.2 | -0.5 |
| GEW-009 | 02/06/18 | 47.9 | 39.8 | 0.0 | 12.3 | 115.2 | -0.1 |
| GEW-009 | 02/06/18 | 49.6 | 38.2 | 0.0 | 12.2 | 115.5 | -0.1 |
| GEW-009 | 02/12/18 | 45.4 | 39.7 | 0.0 | 14.9 | 114.8 | -0.3 |
| GEW-009 | 02/20/18 | 47.5 | 40.8 | 0.0 | 11.7 | 118.9 | -0.1 |
| GEW-009 | 02/26/18 | 48.8 | 40.2 | 0.0 | 11.0 | 116.8 | -0.1 |
| GEW-009 | 03/05/18 | 53.8 | 38.9 | 0.0 | 7.3 | 117.6 | 0.1 |
| GEW-009 | 03/05/18 | 53.0 | 40.9 | 0.0 | 6.1 | 117.6 | 0.1 |
| GEW-009 | 03/06/18 | 51.3 | 37.8 | 0.0 | 10.9 | 117.3 | -0.2 |
| GEW-009 | 03/12/18 | 51.3 | 40.9 | 0.0 | 7.8 | 114.8 | -0.1 |
| GEW-009 | 03/19/18 | 52.9 | 42.8 | 0.0 | 4.3 | 119.9 | 0.2 |
| GEW-009 | 03/19/18 | 52.8 | 42.6 | 0.0 | 4.6 | 119.9 | 0.2 |
| GEW-009 | 03/20/18 | 51.1 | 39.3 | 0.0 | 9.6 | 117.1 | -0.2 |
| GEW-009 | 03/26/18 | 48.7 | 40.9 | 0.0 | 10.4 | 115.8 | -0.1 |
| GEW-009 | 04/02/18 | 52.9 | 41.6 | 0.0 | 5.5 | 117.9 | 0.1 |
| GEW-009 | 04/02/18 | 53.0 | 41.6 | 0.0 | 5.4 | 117.9 | 0.1 |
| GEW-009 | 04/03/18 | 50.3 | 41.2 | 0.0 | 8.5 | 123.1 | -0.2 |

GEW-009 Wellhead Temperatures



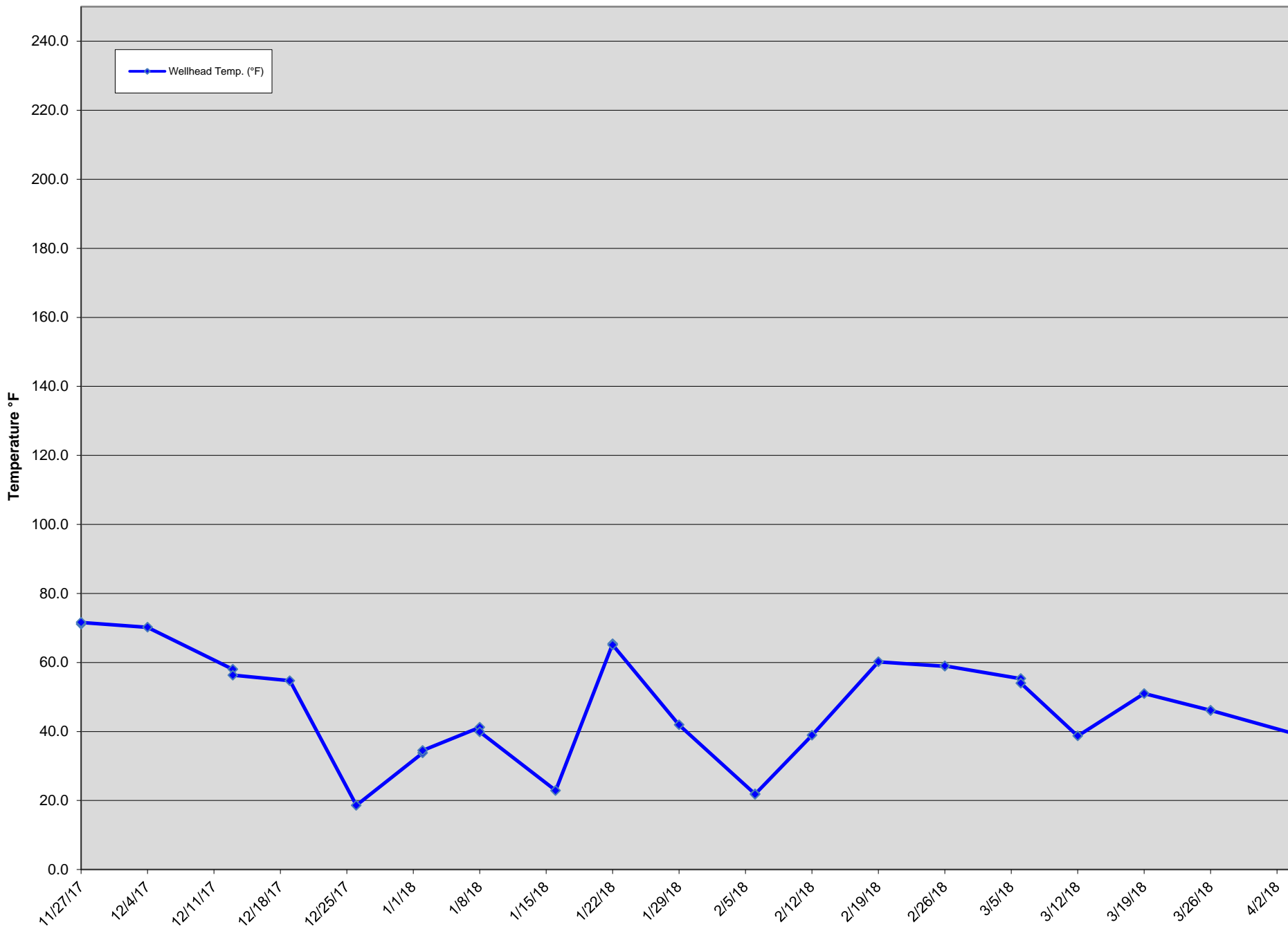
| GEW ID# | Reading Date | CH4 (% Vol.) | CO2 (% Vol.) | Oxygen (% Vol.) | Balance (% Vol.) | Wellhead Temp. (°F) | Initial Static Pressure (In W.C.) |
|---------|--------------|--------------|--------------|-----------------|------------------|---------------------|-----------------------------------|
| GEW-010 | 11/27/17 | 57.5 | 39.6 | 0.0 | 2.9 | 61.8 | -0.5 |
| GEW-010 | 12/4/17 | 55.3 | 42.2 | 0.1 | 2.4 | 63.9 | -0.3 |
| GEW-010 | 12/12/17 | 57.2 | 40.9 | 0.0 | 1.9 | 45.0 | -0.4 |
| GEW-010 | 12/12/17 | 56.9 | 40.0 | 0.0 | 3.1 | 45.5 | -0.4 |
| GEW-010 | 12/19/17 | 56.3 | 41.2 | 0.1 | 2.4 | 59.2 | -0.3 |
| GEW-010 | 12/19/17 | 55.6 | 41.9 | 0.0 | 2.5 | 59.7 | -1.4 |
| GEW-010 | 12/26/17 | 58.1 | 37.0 | 0.3 | 4.6 | 18.0 | -2.2 |
| GEW-010 | 1/2/18 | 58.1 | 38.8 | 0.1 | 3.0 | 20.1 | -2.2 |
| GEW-010 | 1/8/18 | 55.5 | 41.9 | 0.0 | 2.6 | 41.5 | -2.6 |
| GEW-010 | 1/8/18 | 55.3 | 41.4 | 0.0 | 3.3 | 41.2 | -2.6 |
| GEW-010 | 1/16/18 | 58.1 | 38.3 | 0.2 | 3.4 | 12.6 | -2.4 |
| GEW-010 | 1/22/18 | 58.0 | 41.7 | 0.3 | 0.0 | 64.4 | -2.1 |
| GEW-010 | 1/29/18 | 55.1 | 42.9 | 0.3 | 1.7 | 33.7 | -2.5 |
| GEW-010 | 2/6/18 | 57.3 | 42.6 | 0.1 | 0.0 | 21.5 | -1.7 |
| GEW-010 | 2/6/18 | 58.6 | 41.3 | 0.1 | 0.0 | 21.9 | -1.7 |
| GEW-010 | 2/12/18 | 54.1 | 42.9 | 0.1 | 2.9 | 22.5 | -2.2 |
| GEW-010 | 2/19/18 | 52.9 | 45.8 | 0.0 | 1.3 | 61.8 | -2.1 |
| GEW-010 | 2/26/18 | 52.5 | 44.3 | 0.2 | 3.0 | 45.5 | -2.2 |
| GEW-010 | 3/6/18 | 57.8 | 42.0 | 0.0 | 0.2 | 50.1 | -1.9 |
| GEW-010 | 3/6/18 | 57.2 | 41.5 | 0.1 | 1.2 | 50.6 | -1.9 |
| GEW-010 | 3/12/18 | 55.1 | 44.4 | 0.0 | 0.5 | 38.8 | -2.1 |
| GEW-010 | 3/19/18 | 54.0 | 44.6 | 0.2 | 1.2 | 47.6 | -1.9 |
| GEW-010 | 3/26/18 | 53.3 | 46.1 | 0.0 | 0.6 | 47.0 | -1.8 |
| GEW-010 | 4/3/18 | 54.6 | 43.4 | 0.0 | 2.0 | 66.5 | -1.5 |
| GEW-010 | 4/3/18 | 54.5 | 42.5 | 0.0 | 3.0 | 67.7 | -1.5 |

GEW-010 Wellhead Temperatures



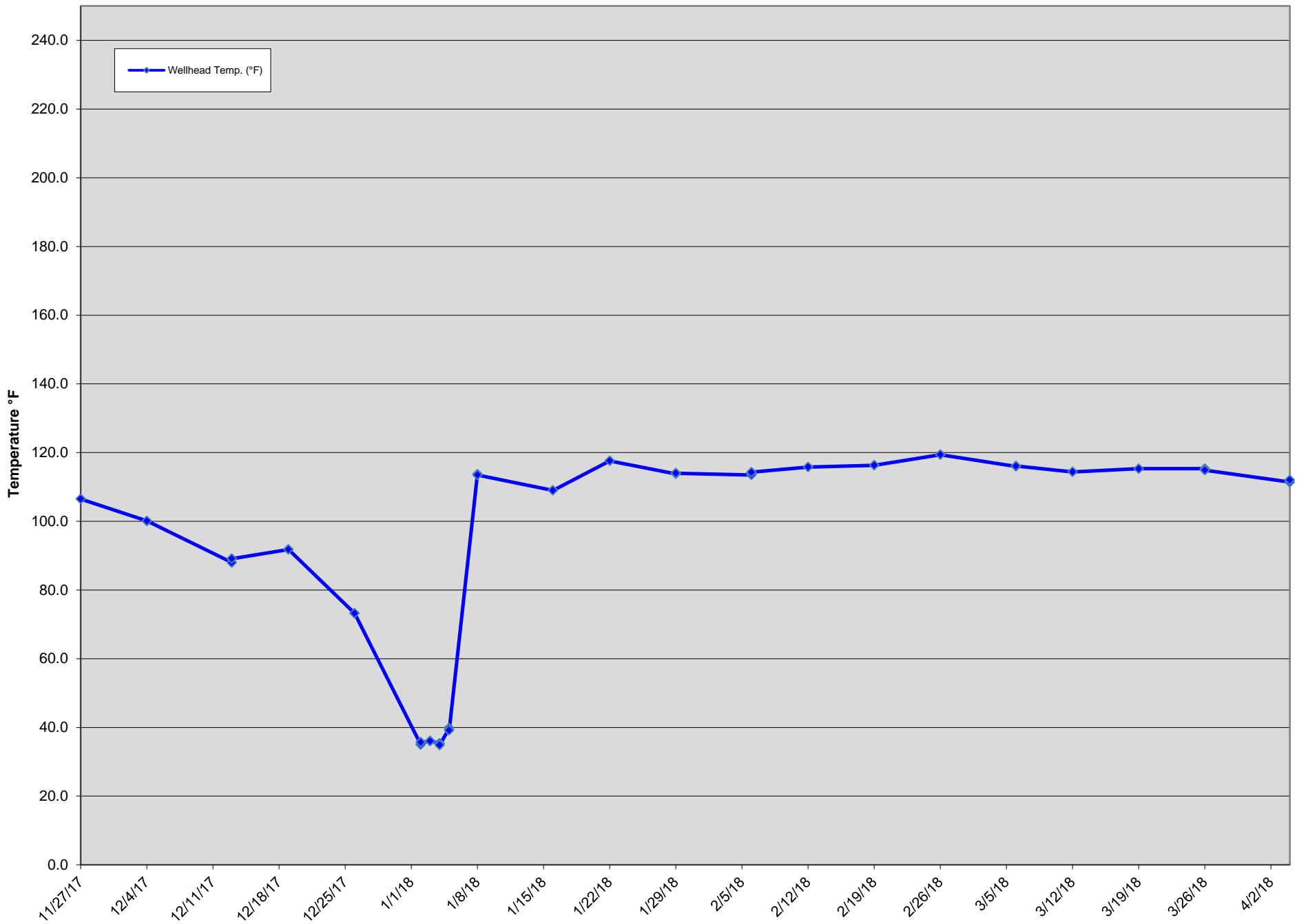
| GEW ID# | Reading Date | CH4 (% Vol.) | CO2 (% Vol.) | Oxygen (% Vol.) | Balance (% Vol.) | Wellhead Temp. (°F) | Initial Static Pressure (In W.C.) |
|---------|--------------|--------------|--------------|-----------------|------------------|---------------------|-----------------------------------|
| GEW-038 | 11/27/17 | 0.6 | 34.3 | 9.0 | 56.1 | 71.1 | -7.8 |
| GEW-038 | 11/27/17 | 0.4 | 35.1 | 9.2 | 55.3 | 71.6 | -5.3 |
| GEW-038 | 12/04/17 | 0.9 | 52.6 | 1.2 | 45.3 | 70.2 | -1.0 |
| GEW-038 | 12/13/17 | 0.9 | 54.7 | 0.0 | 44.4 | 58.0 | -0.1 |
| GEW-038 | 12/13/17 | 0.6 | 55.1 | 0.0 | 44.3 | 56.3 | -0.1 |
| GEW-038 | 12/19/17 | 0.9 | 55.0 | 0.3 | 43.8 | 54.7 | -0.3 |
| GEW-038 | 12/26/17 | 0.8 | 45.9 | 2.8 | 50.5 | 18.6 | -0.9 |
| GEW-038 | 01/02/18 | 1.1 | 53.9 | 0.0 | 45.0 | 33.8 | 0.0 |
| GEW-038 | 01/02/18 | 0.8 | 56.0 | 0.0 | 43.2 | 34.5 | -4.1 |
| GEW-038 | 01/08/18 | 12.5 | 42.0 | 4.7 | 40.8 | 41.2 | -12.1 |
| GEW-038 | 01/08/18 | 13.7 | 41.5 | 4.8 | 40.0 | 39.9 | -12.1 |
| GEW-038 | 01/16/18 | 17.8 | 46.7 | 1.5 | 34.0 | 22.9 | -8.7 |
| GEW-038 | 01/22/18 | 17.0 | 44.6 | 2.9 | 35.5 | 65.4 | -8.4 |
| GEW-038 | 01/22/18 | 17.3 | 45.1 | 2.8 | 34.8 | 65.1 | -5.4 |
| GEW-038 | 01/29/18 | 12.8 | 48.1 | 2.1 | 37.0 | 41.9 | -1.8 |
| GEW-038 | 02/06/18 | 13.8 | 46.9 | 1.9 | 37.4 | 21.9 | -1.7 |
| GEW-038 | 02/06/18 | 14.6 | 48.4 | 1.8 | 35.2 | 21.8 | -1.5 |
| GEW-038 | 02/12/18 | 13.0 | 47.6 | 1.6 | 37.8 | 38.9 | -1.8 |
| GEW-038 | 02/19/18 | 3.3 | 56.6 | 0.0 | 40.1 | 60.2 | -1.0 |
| GEW-038 | 02/26/18 | 0.5 | 31.8 | 10.3 | 57.4 | 58.9 | -0.7 |
| GEW-038 | 02/26/18 | 0.4 | 31.6 | 10.5 | 57.5 | 59.0 | -0.7 |
| GEW-038 | 03/06/18 | 2.1 | 42.9 | 5.8 | 49.2 | 55.3 | -0.5 |
| GEW-038 | 03/06/18 | 2.3 | 41.7 | 5.5 | 50.5 | 54.0 | -0.3 |
| GEW-038 | 03/12/18 | 2.6 | 50.6 | 2.4 | 44.4 | 38.7 | -0.8 |
| GEW-038 | 03/19/18 | 3.1 | 50.5 | 2.6 | 43.8 | 51.0 | -0.2 |
| GEW-038 | 03/26/18 | 2.5 | 38.8 | 8.1 | 50.6 | 46.1 | -0.5 |
| GEW-038 | 03/26/18 | 2.2 | 39.2 | 8.1 | 50.5 | 46.1 | -0.7 |
| GEW-038 | 04/04/18 | 2.3 | 21.9 | 13.9 | 61.9 | 39.2 | -0.9 |
| GEW-038 | 04/04/18 | 2.4 | 20.2 | 14.0 | 63.4 | 40.5 | -0.8 |

GEW-038 Wellhead Temperatures



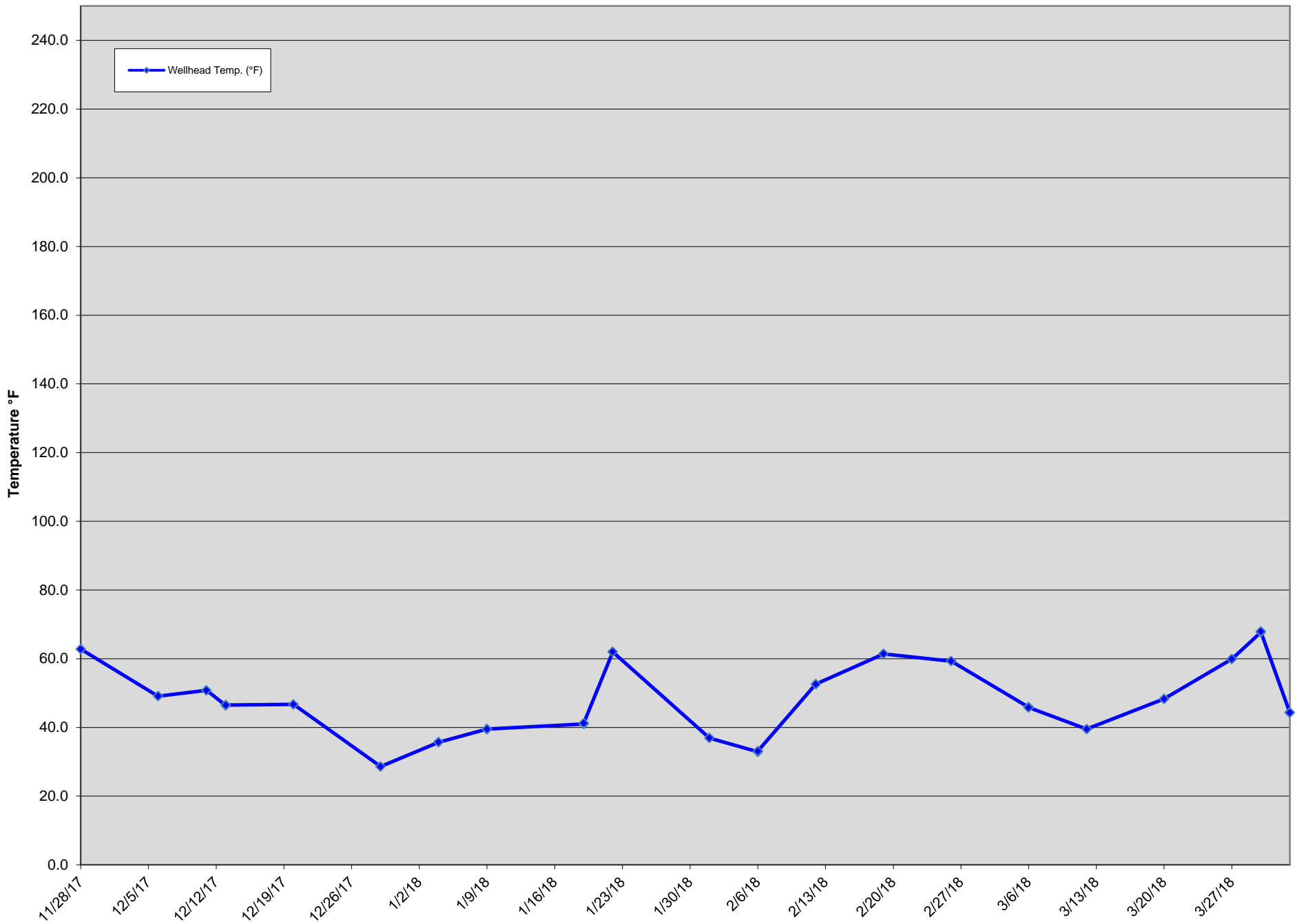
| GEW ID# | Reading Date | CH4 (% Vol.) | CO2 (% Vol.) | Oxygen (% Vol.) | Balance (% Vol.) | Wellhead Temp. (°F) | Initial Static Pressure (In W.C.) |
|---------|--------------|--------------|--------------|-----------------|------------------|---------------------|-----------------------------------|
| GEW-039 | 11/27/17 | 46.6 | 50.6 | 0.0 | 2.8 | 106.5 | -0.6 |
| GEW-039 | 12/04/17 | 46.8 | 50.1 | 0.0 | 3.1 | 100.1 | -0.7 |
| GEW-039 | 12/13/17 | 46.3 | 48.8 | 0.0 | 4.9 | 88.0 | -0.6 |
| GEW-039 | 12/13/17 | 47.8 | 47.7 | 0.0 | 4.5 | 89.1 | -0.3 |
| GEW-039 | 12/19/17 | 46.7 | 48.5 | 0.0 | 4.8 | 91.8 | -0.6 |
| GEW-039 | 12/26/17 | 47.5 | 46.4 | 0.0 | 6.1 | 73.2 | -0.7 |
| GEW-039 | 01/02/18 | 46.6 | 49.4 | 0.0 | 4.0 | 35.0 | 0.2 |
| GEW-039 | 01/02/18 | 46.4 | 49.6 | 0.0 | 4.0 | 35.7 | 0.2 |
| GEW-039 | 01/03/18 | 48.7 | 48.0 | 0.0 | 3.3 | 36.0 | 0.1 |
| GEW-039 | 01/03/18 | 47.6 | 48.4 | 0.0 | 4.0 | 36.0 | 0.1 |
| GEW-039 | 01/04/18 | 49.7 | 46.0 | 0.0 | 4.3 | 35.4 | 0.1 |
| GEW-039 | 01/04/18 | 48.2 | 46.6 | 0.0 | 5.2 | 34.9 | 0.1 |
| GEW-039 | 01/05/18 | 48.4 | 48.7 | 0.0 | 2.9 | 39.8 | 0.0 |
| GEW-039 | 01/05/18 | 48.3 | 49.0 | 0.0 | 2.7 | 39.2 | 0.0 |
| GEW-039 | 01/08/18 | 32.5 | 39.2 | 1.0 | 27.3 | 113.7 | -2.0 |
| GEW-039 | 01/08/18 | 31.2 | 39.1 | 1.1 | 28.6 | 113.5 | -2.1 |
| GEW-039 | 01/16/18 | 30.6 | 40.5 | 0.9 | 28.0 | 109.0 | -1.6 |
| GEW-039 | 01/22/18 | 35.3 | 39.3 | 1.3 | 24.1 | 117.6 | -2.1 |
| GEW-039 | 01/29/18 | 27.5 | 36.1 | 2.0 | 34.4 | 113.8 | -2.2 |
| GEW-039 | 01/29/18 | 27.5 | 35.7 | 2.0 | 34.8 | 114.0 | -2.0 |
| GEW-039 | 02/06/18 | 28.2 | 36.5 | 3.4 | 31.9 | 113.5 | -1.9 |
| GEW-039 | 02/06/18 | 27.4 | 35.6 | 3.5 | 33.5 | 114.3 | -2.0 |
| GEW-039 | 02/12/18 | 24.6 | 35.7 | 3.5 | 36.2 | 115.8 | -1.8 |
| GEW-039 | 02/19/18 | 25.5 | 36.7 | 3.8 | 34.0 | 116.3 | -1.8 |
| GEW-039 | 02/26/18 | 24.5 | 35.2 | 3.5 | 36.8 | 119.4 | -1.9 |
| GEW-039 | 03/06/18 | 35.0 | 39.2 | 0.6 | 25.2 | 116.0 | -1.8 |
| GEW-039 | 03/06/18 | 34.8 | 37.7 | 0.6 | 26.9 | 116.1 | -1.7 |
| GEW-039 | 03/12/18 | 26.9 | 35.5 | 2.6 | 35.0 | 114.4 | -1.7 |
| GEW-039 | 03/19/18 | 33.3 | 40.7 | 1.1 | 24.9 | 115.3 | -1.7 |
| GEW-039 | 03/26/18 | 27.1 | 37.2 | 2.4 | 33.3 | 115.3 | -2.0 |
| GEW-039 | 03/26/18 | 27.5 | 36.1 | 2.4 | 34.0 | 114.9 | -1.8 |
| GEW-039 | 04/04/18 | 23.9 | 35.4 | 2.9 | 37.8 | 111.4 | -1.7 |
| GEW-039 | 04/04/18 | 23.8 | 34.4 | 3.0 | 38.8 | 112.0 | -1.7 |

GEW-039 Wellhead Temperatures



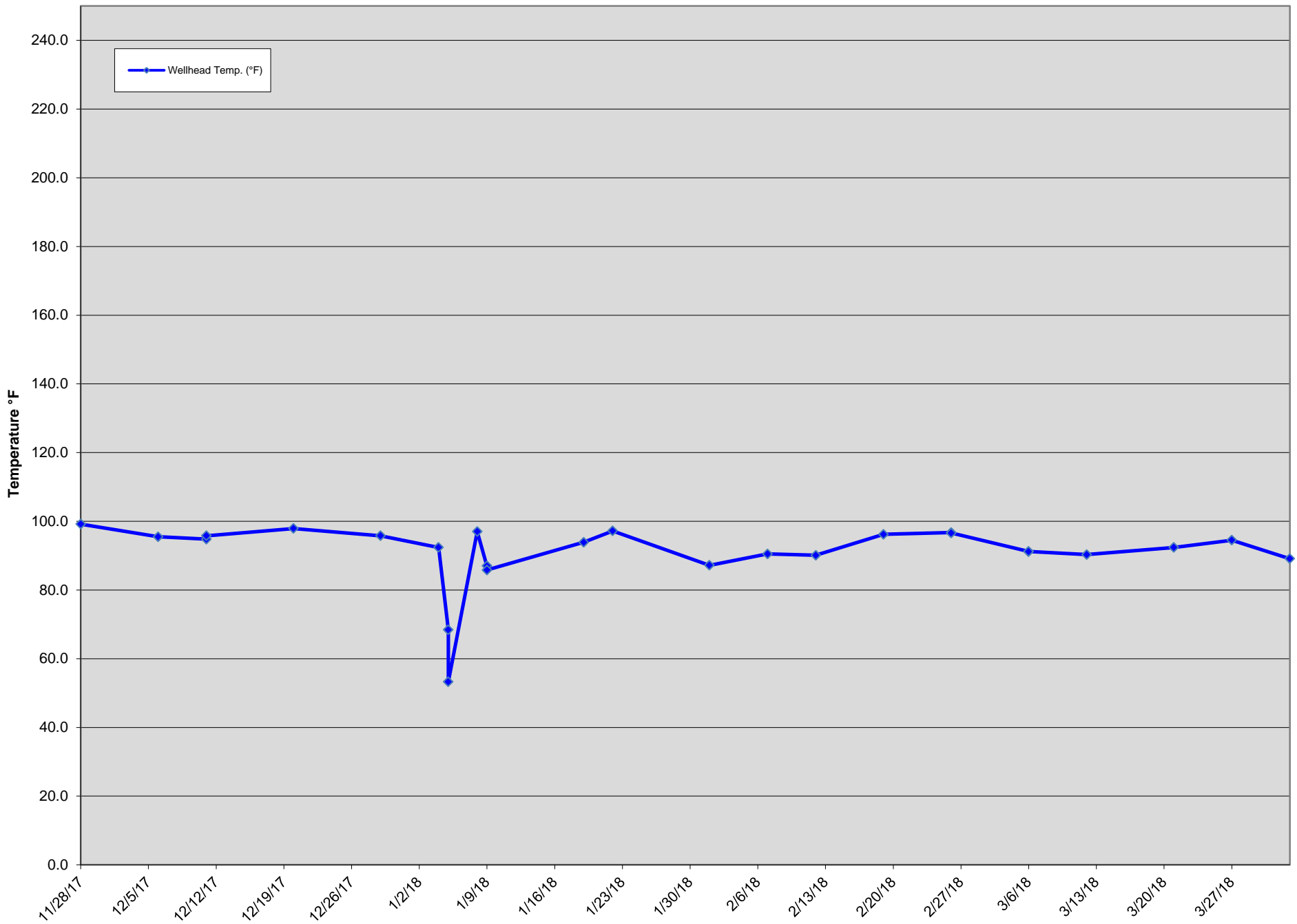
| GEW ID# | Reading Date | CH4 (% Vol.) | CO2 (% Vol.) | Oxygen (% Vol.) | Balance (% Vol.) | Wellhead Temp. (°F) | Initial Static Pressure (In W.C.) |
|---------|--------------|--------------|--------------|-----------------|------------------|---------------------|-----------------------------------|
| GEW-040 | 11/28/17 | 55.2 | 42.0 | 0.0 | 2.8 | 62.8 | -0.5 |
| GEW-040 | 12/06/17 | 54.5 | 41.8 | 0.0 | 3.7 | 49.1 | -0.6 |
| GEW-040 | 12/11/17 | 55.4 | 41.7 | 0.0 | 2.9 | 50.8 | -0.3 |
| GEW-040 | 12/13/17 | 55.0 | 41.5 | 0.0 | 3.5 | 46.4 | -0.5 |
| GEW-040 | 12/13/17 | 57.1 | 40.7 | 0.0 | 2.2 | 46.5 | -0.4 |
| GEW-040 | 12/20/17 | 55.4 | 41.1 | 0.0 | 3.5 | 46.7 | -0.6 |
| GEW-040 | 12/29/17 | 57.7 | 36.0 | 0.0 | 6.3 | 28.6 | -0.6 |
| GEW-040 | 01/04/18 | 54.3 | 37.4 | 0.0 | 8.3 | 35.7 | -0.4 |
| GEW-040 | 01/09/18 | 56.3 | 40.2 | 0.0 | 3.5 | 39.5 | -0.6 |
| GEW-040 | 01/09/18 | 56.8 | 39.0 | 0.0 | 4.2 | 39.5 | -0.6 |
| GEW-040 | 01/19/18 | 56.9 | 40.7 | 0.0 | 2.4 | 41.0 | -0.6 |
| GEW-040 | 01/19/18 | 57.4 | 40.0 | 0.0 | 2.6 | 41.2 | -0.6 |
| GEW-040 | 01/22/18 | 54.9 | 41.0 | 0.0 | 4.1 | 62.0 | -0.5 |
| GEW-040 | 02/01/18 | 55.3 | 38.4 | 0.0 | 6.3 | 36.9 | -0.7 |
| GEW-040 | 02/06/18 | 55.7 | 39.1 | 0.0 | 5.2 | 32.9 | -0.4 |
| GEW-040 | 02/06/18 | 56.7 | 36.6 | 0.0 | 6.7 | 33.1 | -0.4 |
| GEW-040 | 02/12/18 | 53.2 | 39.5 | 0.0 | 7.3 | 52.6 | -0.6 |
| GEW-040 | 02/19/18 | 55.0 | 39.5 | 0.0 | 5.5 | 61.4 | -0.6 |
| GEW-040 | 02/26/18 | 53.7 | 38.5 | 0.0 | 7.8 | 59.3 | -0.6 |
| GEW-040 | 03/06/18 | 55.6 | 38.8 | 0.0 | 5.6 | 45.9 | -0.6 |
| GEW-040 | 03/06/18 | 56.5 | 36.4 | 0.1 | 7.0 | 45.8 | -0.7 |
| GEW-040 | 03/12/18 | 54.5 | 39.5 | 0.0 | 6.0 | 39.5 | -0.5 |
| GEW-040 | 03/20/18 | 54.6 | 40.3 | 0.0 | 5.1 | 48.3 | -0.6 |
| GEW-040 | 03/27/18 | 54.4 | 39.1 | 0.0 | 6.5 | 59.9 | -0.6 |
| GEW-040 | 03/30/18 | 52.8 | 35.9 | 0.0 | 11.3 | 67.7 | -0.6 |
| GEW-040 | 03/30/18 | 53.5 | 36.1 | 0.0 | 10.4 | 67.9 | -0.6 |
| GEW-040 | 04/02/18 | 53.1 | 39.2 | 0.0 | 7.7 | 44.3 | -0.5 |
| GEW-040 | 04/02/18 | 55.1 | 36.9 | 0.0 | 8.0 | 44.3 | -0.5 |

GEW-040 Wellhead Temperatures



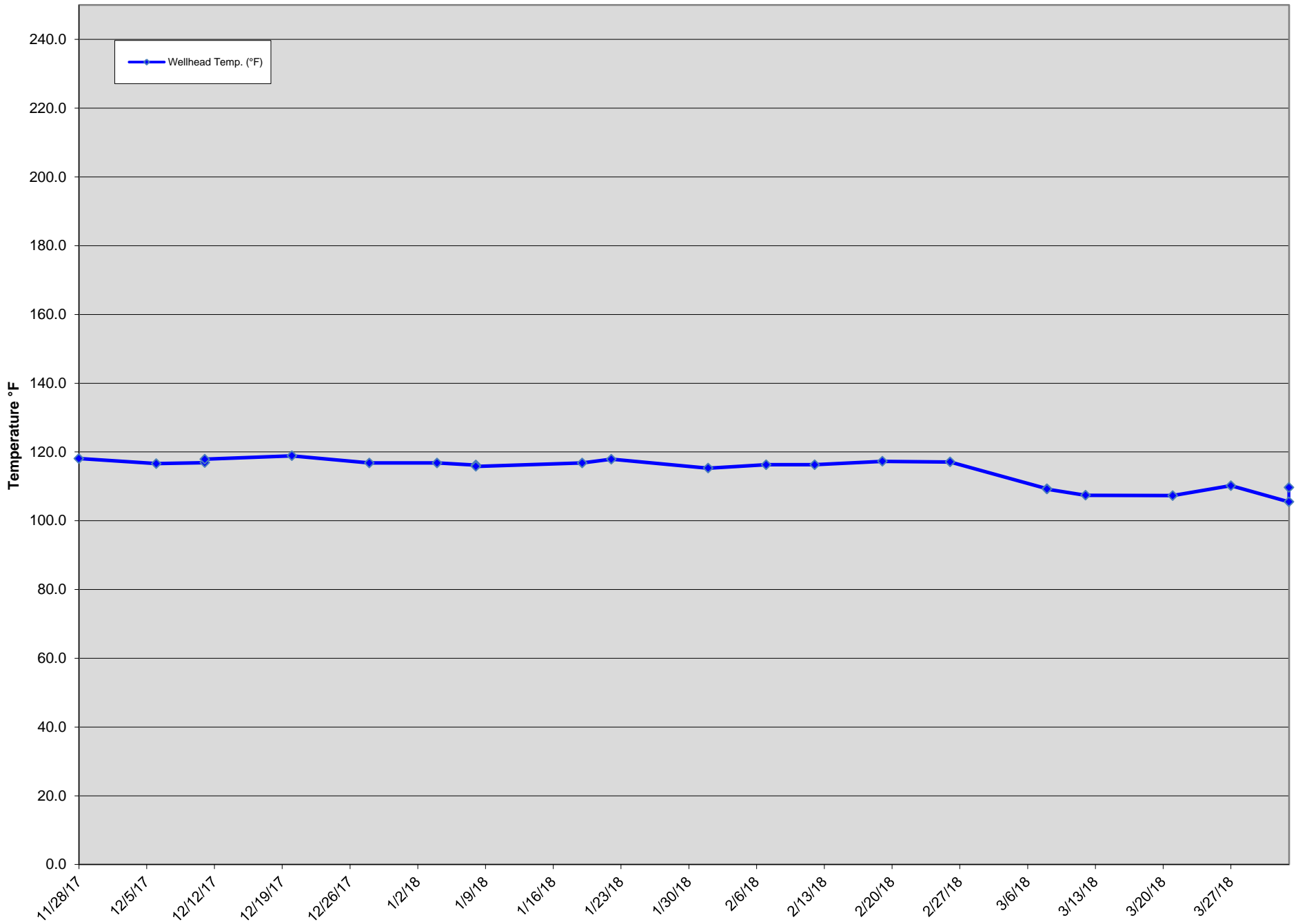
| GEW ID# | Reading Date | CH4 (% Vol.) | CO2 (% Vol.) | Oxygen (% Vol.) | Balance (% Vol.) | Wellhead Temp. (°F) | Initial Static Pressure (In W.C.) |
|----------|--------------|--------------|--------------|-----------------|------------------|---------------------|-----------------------------------|
| GEW-041R | 11/28/17 | 55.7 | 39.4 | 0.0 | 4.9 | 99.2 | -0.2 |
| GEW-041R | 12/06/17 | 56.1 | 40.1 | 0.1 | 3.7 | 95.5 | -0.3 |
| GEW-041R | 12/11/17 | 57.5 | 40.1 | 0.0 | 2.4 | 94.8 | 0.0 |
| GEW-041R | 12/11/17 | 58.3 | 39.4 | 0.0 | 2.3 | 95.8 | 0.0 |
| GEW-041R | 12/20/17 | 54.1 | 37.6 | 0.0 | 8.3 | 97.9 | -0.4 |
| GEW-041R | 12/29/17 | 53.3 | 37.2 | 0.0 | 9.5 | 95.8 | -0.3 |
| GEW-041R | 01/04/18 | 54.3 | 38.1 | 0.3 | 7.3 | 92.4 | -0.3 |
| GEW-041R | 01/05/18 | 57.1 | 34.2 | 0.4 | 8.3 | 68.4 | -0.2 |
| GEW-041R | 01/05/18 | 57.1 | 35.8 | 0.2 | 6.9 | 53.3 | -0.1 |
| GEW-041R | 01/08/18 | 55.7 | 37.1 | 0.0 | 7.2 | 97.0 | -1.0 |
| GEW-041R | 01/09/18 | 51.5 | 38.1 | 0.2 | 10.2 | 87.0 | -0.6 |
| GEW-041R | 01/09/18 | 52.6 | 36.4 | 0.2 | 10.8 | 85.8 | -0.6 |
| GEW-041R | 01/19/18 | 51.1 | 36.4 | 0.0 | 12.5 | 93.9 | -0.5 |
| GEW-041R | 01/22/18 | 51.1 | 37.5 | 0.0 | 11.4 | 97.2 | -0.3 |
| GEW-041R | 02/01/18 | 48.2 | 34.6 | 0.0 | 17.2 | 87.2 | -0.6 |
| GEW-041R | 02/07/18 | 47.5 | 36.8 | 0.0 | 15.7 | 90.5 | -0.4 |
| GEW-041R | 02/12/18 | 47.3 | 35.9 | 0.0 | 16.8 | 90.1 | -0.4 |
| GEW-041R | 02/19/18 | 50.1 | 36.4 | 0.0 | 13.5 | 96.2 | -0.4 |
| GEW-041R | 02/26/18 | 48.6 | 36.1 | 0.0 | 15.3 | 96.7 | -0.5 |
| GEW-041R | 02/26/18 | 49.4 | 35.9 | 0.0 | 14.7 | 96.6 | -0.4 |
| GEW-041R | 03/06/18 | 52.0 | 36.4 | 0.0 | 11.6 | 91.2 | -0.4 |
| GEW-041R | 03/06/18 | 52.8 | 34.6 | 0.0 | 12.6 | 91.2 | -0.3 |
| GEW-041R | 03/12/18 | 52.0 | 36.9 | 0.0 | 11.1 | 90.3 | -0.4 |
| GEW-041R | 03/21/18 | 53.6 | 37.3 | 0.0 | 9.1 | 92.4 | -0.5 |
| GEW-041R | 03/27/18 | 52.6 | 37.0 | 0.0 | 10.4 | 94.5 | -0.4 |
| GEW-041R | 04/02/18 | 52.1 | 37.8 | 0.0 | 10.1 | 89.1 | -0.3 |

GEW-041R Wellhead Temperatures



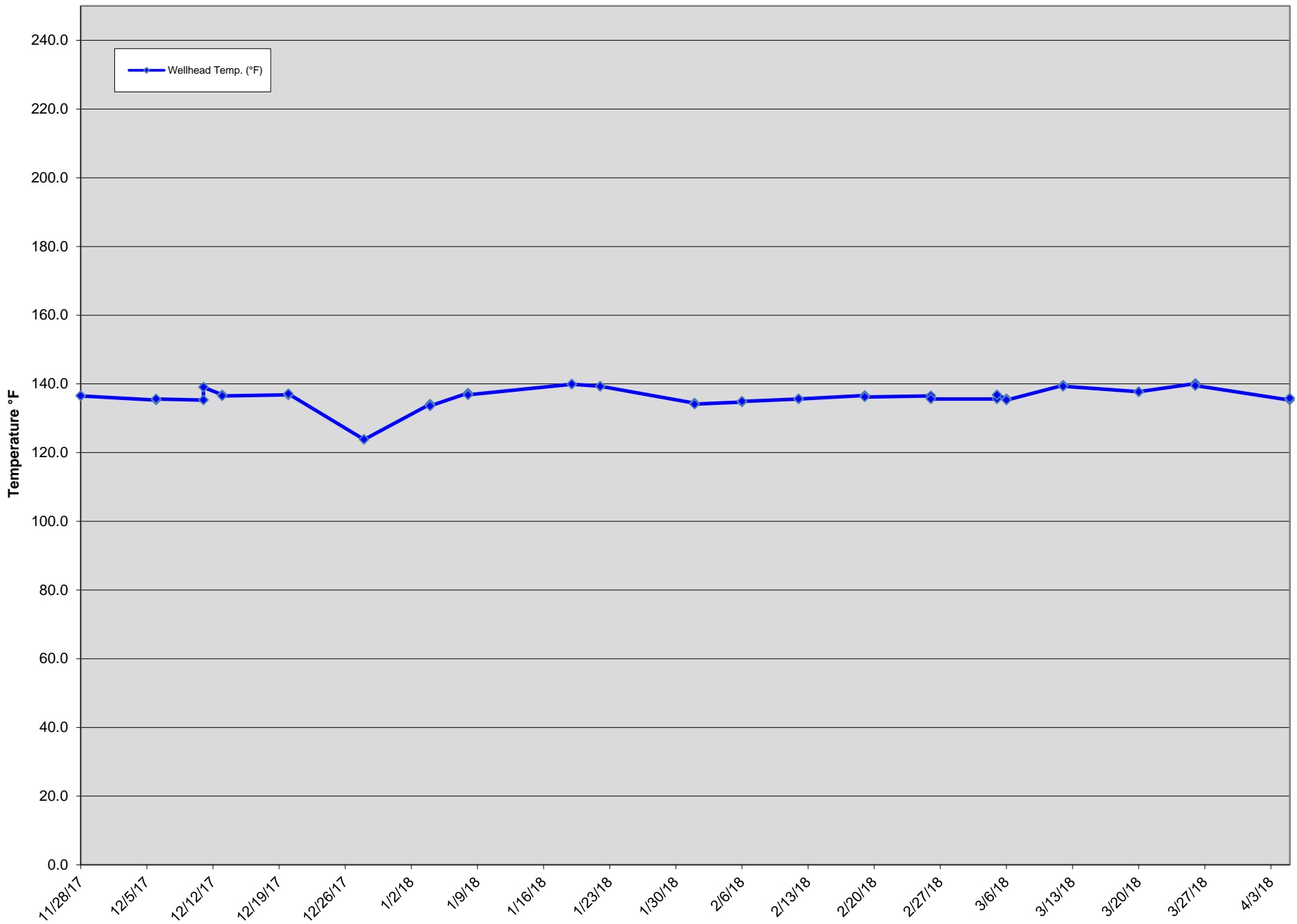
| GEW ID# | Reading Date | CH4 (% Vol.) | CO2 (% Vol.) | Oxygen (% Vol.) | Balance (% Vol.) | Wellhead Temp. (°F) | Initial Static Pressure (In W.C.) |
|----------|--------------|--------------|--------------|-----------------|------------------|---------------------|-----------------------------------|
| GEW-043R | 11/28/17 | 55.0 | 40.6 | 0.0 | 4.4 | 118.1 | -0.6 |
| GEW-043R | 12/06/17 | 55.2 | 41.4 | 0.0 | 3.4 | 116.6 | -0.7 |
| GEW-043R | 12/11/17 | 55.6 | 40.8 | 0.0 | 3.6 | 116.9 | 0.2 |
| GEW-043R | 12/11/17 | 56.3 | 42.7 | 0.0 | 1.0 | 117.9 | 0.1 |
| GEW-043R | 12/20/17 | 55.0 | 40.6 | 0.0 | 4.4 | 118.9 | -1.2 |
| GEW-043R | 12/28/17 | 55.9 | 41.2 | 0.0 | 2.9 | 116.8 | -0.7 |
| GEW-043R | 01/04/18 | 51.8 | 39.7 | 0.0 | 8.5 | 116.8 | -0.9 |
| GEW-043R | 01/08/18 | 54.3 | 42.1 | 0.0 | 3.6 | 116.2 | -1.3 |
| GEW-043R | 01/08/18 | 55.0 | 42.2 | 0.0 | 2.8 | 115.8 | -1.2 |
| GEW-043R | 01/19/18 | 55.1 | 41.6 | 0.0 | 3.3 | 116.8 | -0.8 |
| GEW-043R | 01/22/18 | 53.8 | 42.1 | 0.0 | 4.1 | 117.9 | -0.5 |
| GEW-043R | 02/01/18 | 55.3 | 38.6 | 0.0 | 6.1 | 115.3 | -0.9 |
| GEW-043R | 02/07/18 | 53.4 | 41.2 | 0.0 | 5.4 | 116.3 | -1.0 |
| GEW-043R | 02/12/18 | 54.1 | 39.7 | 0.0 | 6.2 | 116.3 | -0.9 |
| GEW-043R | 02/19/18 | 53.1 | 40.9 | 0.0 | 6.0 | 117.3 | -0.8 |
| GEW-043R | 02/26/18 | 52.7 | 39.7 | 0.0 | 7.6 | 117.1 | -0.9 |
| GEW-043R | 03/08/18 | 54.5 | 39.6 | 0.3 | 5.6 | 109.3 | -0.3 |
| GEW-043R | 03/08/18 | 54.0 | 39.7 | 0.3 | 6.0 | 109.2 | -0.4 |
| GEW-043R | 03/12/18 | 54.8 | 40.0 | 0.0 | 5.2 | 107.4 | -0.3 |
| GEW-043R | 03/21/18 | 53.5 | 40.8 | 0.3 | 5.4 | 107.3 | -0.6 |
| GEW-043R | 03/27/18 | 53.3 | 41.3 | 0.2 | 5.2 | 110.2 | -0.3 |
| GEW-043R | 04/02/18 | 54.3 | 39.6 | 0.2 | 5.9 | 105.5 | -0.1 |
| GEW-043R | 04/02/18 | 54.0 | 40.6 | 0.1 | 5.3 | 109.7 | -0.1 |

GEW-043R Wellhead Temperatures



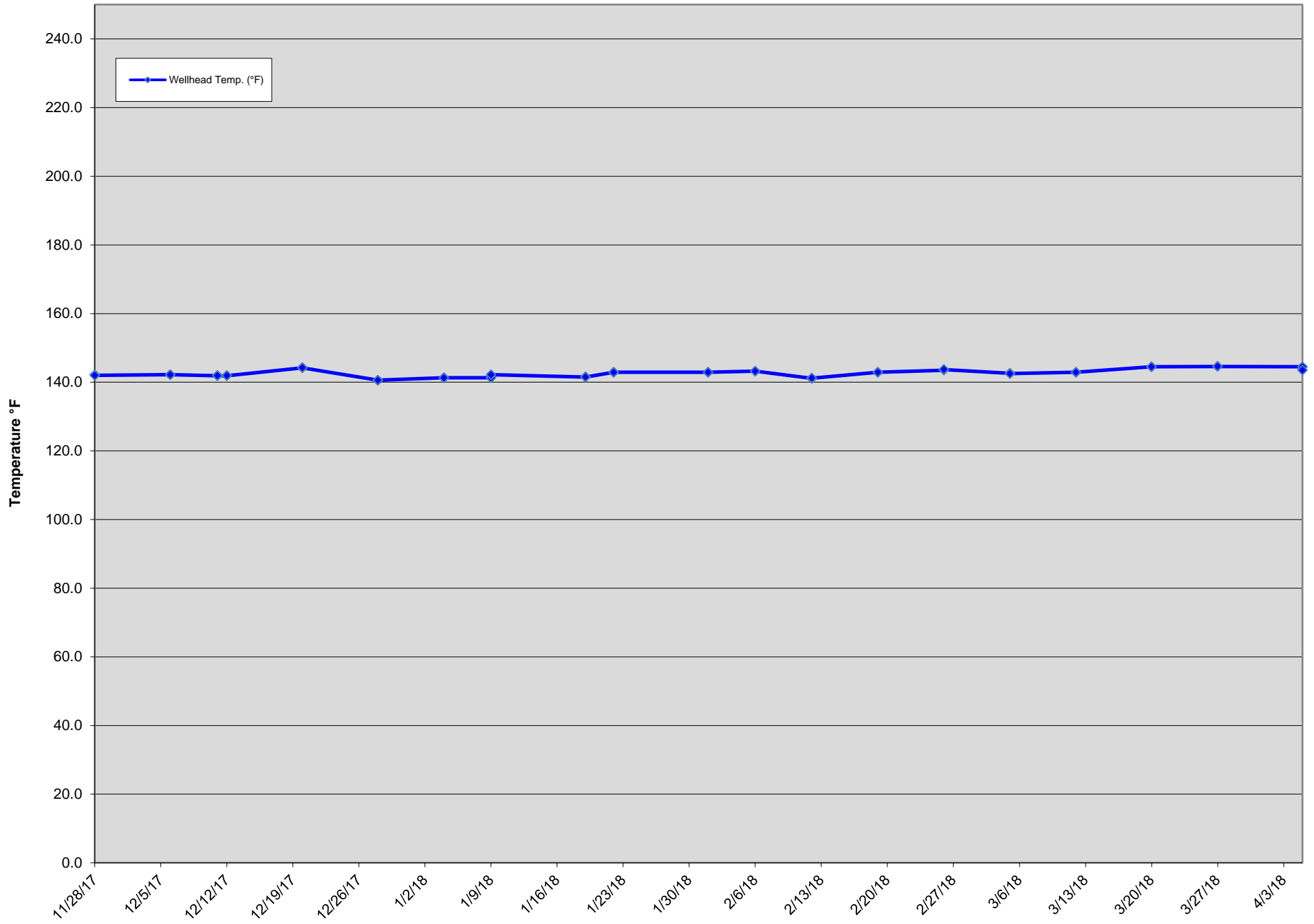
| GEW ID# | Reading Date | CH4 (% Vol.) | CO2 (% Vol.) | Oxygen (% Vol.) | Balance (% Vol.) | Wellhead Temp. (°F) | Initial Static Pressure (In W.C.) |
|---------|--------------|--------------|--------------|-----------------|------------------|---------------------|-----------------------------------|
| GEW-053 | 11/28/17 | 50.9 | 39.3 | 0.0 | 9.8 | 136.5 | -0.2 |
| GEW-053 | 11/28/17 | 50.9 | 41.9 | 0.0 | 7.2 | 136.5 | -0.2 |
| GEW-053 | 12/06/17 | 50.6 | 41.0 | 0.0 | 8.4 | 135.3 | -0.6 |
| GEW-053 | 12/06/17 | 52.9 | 40.5 | 0.0 | 6.6 | 135.6 | -0.6 |
| GEW-053 | 12/11/17 | 49.6 | 41.3 | 0.0 | 9.1 | 135.3 | 0.6 |
| GEW-053 | 12/11/17 | 51.2 | 43.0 | 0.0 | 5.8 | 139.0 | 0.1 |
| GEW-053 | 12/13/17 | 51.2 | 40.6 | 0.0 | 8.2 | 136.8 | -0.4 |
| GEW-053 | 12/13/17 | 50.7 | 42.1 | 0.0 | 7.2 | 136.5 | -0.4 |
| GEW-053 | 12/20/17 | 52.5 | 40.4 | 0.0 | 7.1 | 136.8 | -1.5 |
| GEW-053 | 12/20/17 | 51.1 | 41.1 | 0.0 | 7.8 | 137.1 | -1.5 |
| GEW-053 | 12/28/17 | 51.8 | 36.0 | 0.0 | 12.2 | 123.8 | -0.2 |
| GEW-053 | 01/04/18 | 47.5 | 41.4 | 0.0 | 11.1 | 134.1 | -1.1 |
| GEW-053 | 01/04/18 | 48.8 | 40.9 | 0.0 | 10.3 | 133.6 | -1.1 |
| GEW-053 | 01/08/18 | 47.8 | 42.5 | 0.0 | 9.7 | 137.3 | -1.5 |
| GEW-053 | 01/08/18 | 48.4 | 41.8 | 0.0 | 9.8 | 136.8 | -1.3 |
| GEW-053 | 01/19/18 | 49.0 | 41.2 | 0.0 | 9.8 | 139.9 | -0.7 |
| GEW-053 | 01/19/18 | 48.7 | 42.3 | 0.0 | 9.0 | 139.9 | -0.8 |
| GEW-053 | 01/22/18 | 48.0 | 42.6 | 0.0 | 9.4 | 139.3 | -0.5 |
| GEW-053 | 01/22/18 | 47.7 | 43.0 | 0.0 | 9.3 | 139.3 | -0.5 |
| GEW-053 | 02/01/18 | 49.0 | 40.1 | 0.0 | 10.9 | 134.4 | -1.9 |
| GEW-053 | 02/01/18 | 48.7 | 41.2 | 0.0 | 10.1 | 134.1 | -1.9 |
| GEW-053 | 02/06/18 | 49.4 | 39.6 | 0.0 | 11.0 | 134.7 | -1.0 |
| GEW-053 | 02/06/18 | 49.2 | 40.5 | 0.0 | 10.3 | 134.9 | -1.0 |
| GEW-053 | 02/12/18 | 47.7 | 39.1 | 0.0 | 13.2 | 135.6 | -1.2 |
| GEW-053 | 02/12/18 | 47.3 | 40.0 | 0.0 | 12.7 | 135.6 | -1.2 |
| GEW-053 | 02/19/18 | 48.0 | 41.2 | 0.0 | 10.8 | 136.6 | -0.8 |
| GEW-053 | 02/19/18 | 47.4 | 41.7 | 0.0 | 10.9 | 136.2 | -0.8 |
| GEW-053 | 02/26/18 | 46.7 | 39.9 | 0.0 | 13.4 | 136.5 | -1.2 |
| GEW-053 | 02/26/18 | 46.5 | 40.5 | 0.0 | 13.0 | 135.6 | -1.0 |
| GEW-053 | 03/05/18 | 48.8 | 39.9 | 0.0 | 11.3 | 135.6 | 0.2 |
| GEW-053 | 03/05/18 | 48.2 | 41.0 | 0.0 | 10.8 | 136.8 | 0.1 |
| GEW-053 | 03/06/18 | 50.1 | 39.5 | 0.0 | 10.4 | 135.6 | -1.0 |
| GEW-053 | 03/06/18 | 47.9 | 40.4 | 0.0 | 11.7 | 135.3 | -0.8 |
| GEW-053 | 03/12/18 | 48.6 | 41.1 | 0.0 | 10.3 | 139.6 | -0.7 |
| GEW-053 | 03/12/18 | 48.5 | 41.4 | 0.0 | 10.1 | 139.3 | -0.7 |
| GEW-053 | 03/20/18 | 50.9 | 40.3 | 0.0 | 8.8 | 137.7 | -0.8 |
| GEW-053 | 03/20/18 | 50.1 | 41.5 | 0.0 | 8.4 | 137.7 | -0.8 |
| GEW-053 | 03/26/18 | 49.5 | 41.9 | 0.0 | 8.6 | 140.1 | -1.2 |
| GEW-053 | 03/26/18 | 49.2 | 42.5 | 0.0 | 8.3 | 139.5 | -1.1 |
| GEW-053 | 04/05/18 | 51.7 | 40.2 | 0.1 | 8.0 | 135.3 | -0.5 |
| GEW-053 | 04/05/18 | 51.9 | 40.2 | 0.0 | 7.9 | 135.8 | -0.5 |

GEW-053 Wellhead Temperatures



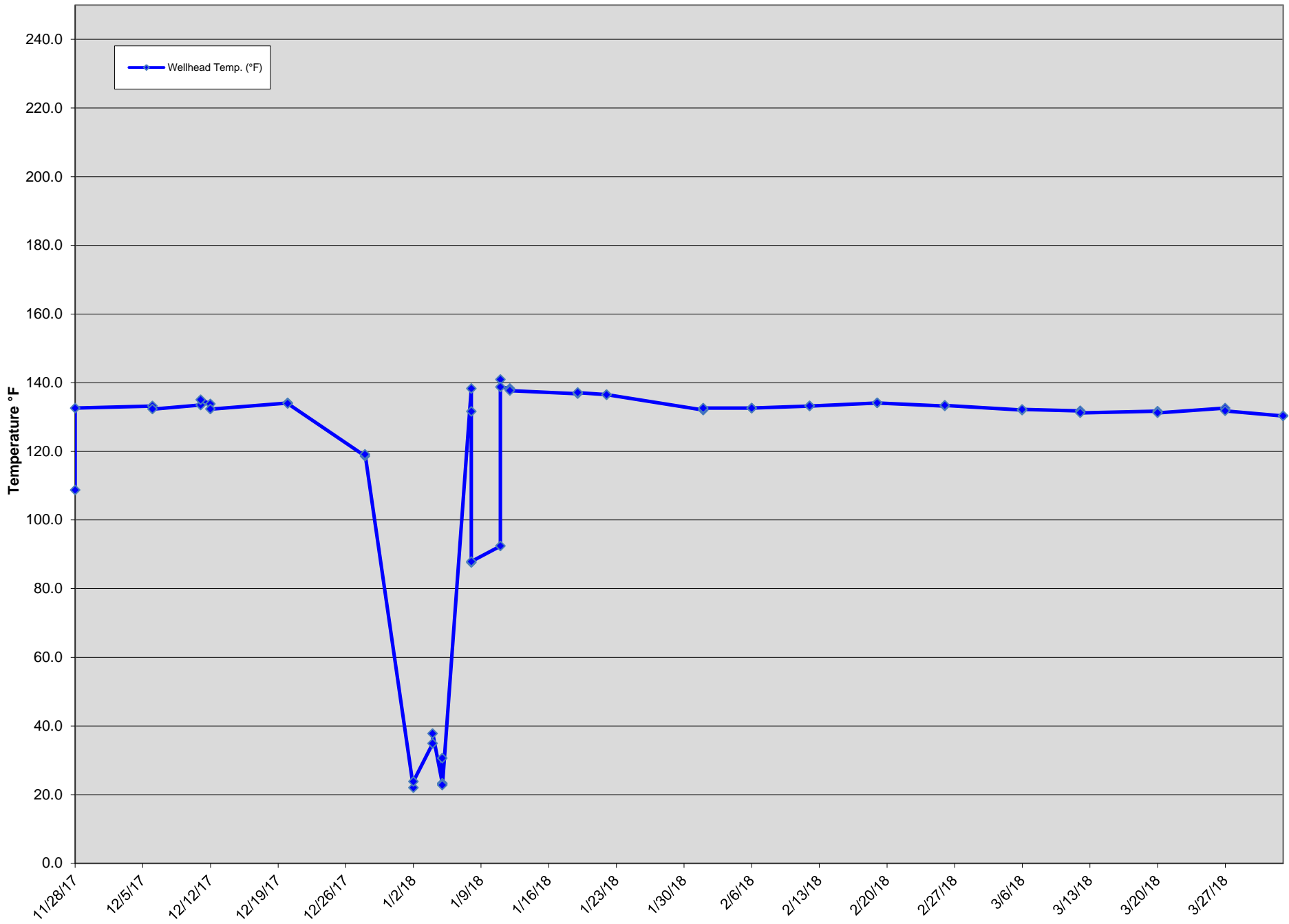
| GEW ID# | Reading Date | CH4 (% Vol.) | CO2 (% Vol.) | Oxygen (% Vol.) | Balance (% Vol.) | Wellhead Temp. (°F) | Initial Static Pressure (In W.C.) |
|---------|--------------|--------------|--------------|-----------------|------------------|---------------------|-----------------------------------|
| GEW-054 | 11/28/17 | 54.3 | 39.0 | 0.0 | 6.7 | 142.2 | -4.2 |
| GEW-054 | 11/28/17 | 53.2 | 41.3 | 0.0 | 5.5 | 142.0 | -4.2 |
| GEW-054 | 12/06/17 | 51.9 | 40.3 | 0.0 | 7.8 | 142.2 | -4.4 |
| GEW-054 | 12/06/17 | 52.5 | 42.9 | 0.0 | 4.6 | 142.2 | -4.4 |
| GEW-054 | 12/11/17 | 55.2 | 40.8 | 0.0 | 4.0 | 141.9 | -3.6 |
| GEW-054 | 12/11/17 | 54.0 | 43.2 | 0.0 | 2.8 | 141.9 | -3.6 |
| GEW-054 | 12/12/17 | 56.1 | 35.8 | 0.0 | 8.1 | 141.9 | -4.1 |
| GEW-054 | 12/12/17 | 54.0 | 41.8 | 0.0 | 4.2 | 141.9 | -4.2 |
| GEW-054 | 12/20/17 | 52.5 | 41.5 | 0.0 | 6.0 | 144.2 | -4.3 |
| GEW-054 | 12/20/17 | 52.4 | 42.4 | 0.0 | 5.2 | 144.2 | -4.3 |
| GEW-054 | 12/28/17 | 55.1 | 39.5 | 0.0 | 5.4 | 140.6 | -4.3 |
| GEW-054 | 12/28/17 | 54.5 | 40.4 | 0.0 | 5.1 | 140.6 | -4.3 |
| GEW-054 | 01/04/18 | 52.8 | 41.3 | 0.0 | 5.9 | 141.3 | -4.4 |
| GEW-054 | 01/04/18 | 53.5 | 41.8 | 0.0 | 4.7 | 141.3 | -4.4 |
| GEW-054 | 01/09/18 | 57.1 | 38.2 | 0.0 | 4.7 | 141.3 | -4.5 |
| GEW-054 | 01/09/18 | 54.6 | 41.7 | 0.0 | 3.7 | 142.2 | -4.5 |
| GEW-054 | 01/19/18 | 53.2 | 41.8 | 0.0 | 5.0 | 141.5 | -4.3 |
| GEW-054 | 01/19/18 | 53.3 | 42.1 | 0.0 | 4.6 | 141.5 | -4.3 |
| GEW-054 | 01/22/18 | 51.9 | 42.7 | 0.0 | 5.4 | 142.9 | -3.5 |
| GEW-054 | 01/22/18 | 51.8 | 42.9 | 0.0 | 5.3 | 142.9 | -3.5 |
| GEW-054 | 02/01/18 | 51.7 | 41.7 | 0.0 | 6.6 | 142.9 | -4.4 |
| GEW-054 | 02/01/18 | 51.9 | 41.6 | 0.0 | 6.5 | 142.9 | -4.4 |
| GEW-054 | 02/06/18 | 53.0 | 40.4 | 0.0 | 6.6 | 143.2 | -3.6 |
| GEW-054 | 02/06/18 | 53.0 | 40.8 | 0.0 | 6.2 | 143.2 | -3.5 |
| GEW-054 | 02/12/18 | 52.2 | 41.5 | 0.0 | 6.3 | 141.1 | -4.2 |
| GEW-054 | 02/12/18 | 52.0 | 41.6 | 0.0 | 6.4 | 141.2 | -4.3 |
| GEW-054 | 02/19/18 | 51.8 | 42.6 | 0.0 | 5.6 | 142.9 | -3.4 |
| GEW-054 | 02/19/18 | 51.5 | 42.6 | 0.0 | 5.9 | 142.9 | -3.4 |
| GEW-054 | 02/26/18 | 49.9 | 40.7 | 0.0 | 9.4 | 143.5 | -3.6 |
| GEW-054 | 02/26/18 | 49.9 | 41.4 | 0.0 | 8.7 | 143.7 | -3.5 |
| GEW-054 | 03/05/18 | 51.8 | 40.1 | 0.0 | 8.1 | 142.6 | -2.9 |
| GEW-054 | 03/05/18 | 51.9 | 40.4 | 0.0 | 7.7 | 142.5 | -2.9 |
| GEW-054 | 03/12/18 | 52.4 | 41.7 | 0.0 | 5.9 | 142.9 | -3.6 |
| GEW-054 | 03/12/18 | 52.2 | 42.3 | 0.0 | 5.5 | 142.9 | -3.5 |
| GEW-054 | 03/20/18 | 52.3 | 42.1 | 0.0 | 5.6 | 144.5 | -3.4 |
| GEW-054 | 03/20/18 | 52.2 | 42.3 | 0.0 | 5.5 | 144.5 | -3.3 |
| GEW-054 | 03/27/18 | 53.0 | 42.9 | 0.0 | 4.1 | 144.6 | -3.3 |
| GEW-054 | 03/27/18 | 52.3 | 42.4 | 0.0 | 5.3 | 144.6 | -3.3 |
| GEW-054 | 04/05/18 | 53.3 | 42.2 | 0.0 | 4.5 | 144.5 | -3.2 |
| GEW-054 | 04/05/18 | 52.9 | 41.5 | 0.0 | 5.6 | 143.5 | -2.7 |

GEW-054 Wellhead Temperatures



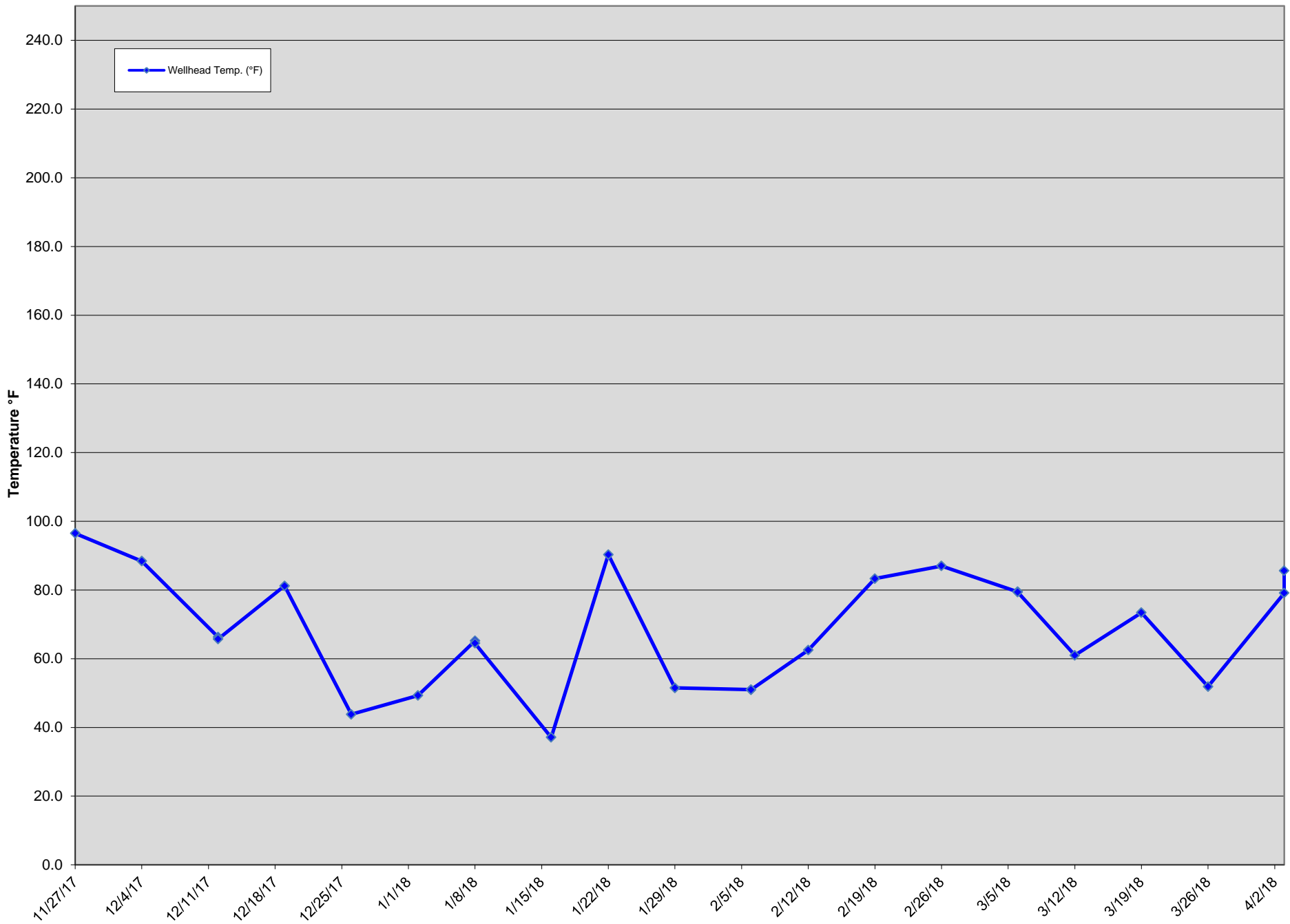
| GEW ID# | Reading Date | CH4 (% Vol.) | CO2 (% Vol.) | Oxygen (% Vol.) | Balance (% Vol.) | Wellhead Temp. (°F) | Initial Static Pressure (In W.C.) |
|---------|--------------|--------------|--------------|-----------------|------------------|---------------------|-----------------------------------|
| GEW-055 | 11/28/17 | 50.6 | 39.6 | 0.0 | 9.8 | 108.7 | 0.1 |
| GEW-055 | 11/28/17 | 49.6 | 42.2 | 0.0 | 8.2 | 132.6 | -0.4 |
| GEW-055 | 12/06/17 | 51.6 | 41.6 | 0.1 | 6.7 | 133.2 | -0.9 |
| GEW-055 | 12/06/17 | 51.4 | 42.2 | 0.2 | 6.2 | 132.3 | -0.8 |
| GEW-055 | 12/11/17 | 53.4 | 42.7 | 0.0 | 3.9 | 133.5 | 0.1 |
| GEW-055 | 12/11/17 | 53.3 | 43.4 | 0.0 | 3.3 | 135.0 | -0.3 |
| GEW-055 | 12/12/17 | 53.1 | 40.9 | 0.3 | 5.7 | 133.8 | -1.0 |
| GEW-055 | 12/12/17 | 53.4 | 41.7 | 0.4 | 4.5 | 132.3 | -0.8 |
| GEW-055 | 12/20/17 | 51.1 | 41.2 | 0.1 | 7.6 | 134.1 | -1.2 |
| GEW-055 | 12/20/17 | 51.4 | 41.4 | 0.0 | 7.2 | 133.9 | -1.2 |
| GEW-055 | 12/28/17 | 51.7 | 41.4 | 0.0 | 6.9 | 118.6 | 0.1 |
| GEW-055 | 12/28/17 | 51.6 | 41.7 | 0.0 | 6.7 | 119.1 | 0.1 |
| GEW-055 | 01/02/18 | 53.5 | 35.4 | 0.0 | 11.1 | 22.0 | 0.6 |
| GEW-055 | 01/02/18 | 51.0 | 41.3 | 0.0 | 7.7 | 23.8 | 0.6 |
| GEW-055 | 01/04/18 | 49.5 | 41.0 | 0.0 | 9.5 | 34.9 | 0.3 |
| GEW-055 | 01/04/18 | 49.4 | 42.0 | 0.0 | 8.6 | 37.8 | 0.3 |
| GEW-055 | 01/05/18 | 50.8 | 41.8 | 0.1 | 7.3 | 23.1 | 0.1 |
| GEW-055 | 01/05/18 | 50.2 | 42.7 | 0.0 | 7.1 | 23.3 | 0.1 |
| GEW-055 | 01/05/18 | 54.3 | 36.7 | 0.0 | 9.0 | 30.6 | 0.1 |
| GEW-055 | 01/05/18 | 49.4 | 42.2 | 0.0 | 8.4 | 22.8 | 0.0 |
| GEW-055 | 01/08/18 | 50.1 | 40.6 | 0.5 | 8.8 | 138.3 | -2.4 |
| GEW-055 | 01/08/18 | 50.0 | 41.3 | 0.4 | 8.3 | 131.6 | -1.2 |
| GEW-055 | 01/08/18 | 52.0 | 40.4 | 0.0 | 7.6 | 87.6 | -0.3 |
| GEW-055 | 01/08/18 | 49.7 | 40.3 | 0.0 | 10.0 | 87.9 | -0.3 |
| GEW-055 | 01/11/18 | 48.5 | 45.6 | 0.0 | 5.9 | 92.4 | 0.5 |
| GEW-055 | 01/11/18 | 49.5 | 44.6 | 0.0 | 5.9 | 140.9 | -1.0 |
| GEW-055 | 01/11/18 | 49.1 | 43.8 | 0.4 | 6.7 | 138.7 | -1.0 |
| GEW-055 | 01/12/18 | 51.3 | 39.9 | 0.3 | 8.5 | 138.3 | -1.3 |
| GEW-055 | 01/12/18 | 51.5 | 40.5 | 0.2 | 7.8 | 137.7 | -1.4 |
| GEW-055 | 01/19/18 | 51.3 | 41.7 | 0.0 | 7.0 | 136.8 | -1.0 |
| GEW-055 | 01/19/18 | 51.6 | 41.2 | 0.0 | 7.2 | 137.1 | -0.5 |
| GEW-055 | 01/22/18 | 48.4 | 41.7 | 0.0 | 9.9 | 136.5 | -0.6 |
| GEW-055 | 01/22/18 | 48.4 | 42.1 | 0.0 | 9.5 | 136.5 | -0.7 |
| GEW-055 | 02/01/18 | 49.4 | 37.6 | 0.3 | 12.7 | 132.0 | -1.1 |
| GEW-055 | 02/01/18 | 48.6 | 38.2 | 0.3 | 12.9 | 132.6 | -1.1 |
| GEW-055 | 02/06/18 | 48.4 | 39.9 | 0.1 | 11.6 | 132.6 | -0.9 |
| GEW-055 | 02/06/18 | 48.2 | 39.4 | 0.2 | 12.2 | 132.6 | -1.0 |
| GEW-055 | 02/12/18 | 47.8 | 39.4 | 0.2 | 12.6 | 133.2 | -1.1 |
| GEW-055 | 02/12/18 | 47.7 | 39.3 | 0.1 | 12.9 | 133.2 | -1.0 |
| GEW-055 | 02/19/18 | 46.7 | 40.2 | 0.2 | 12.9 | 134.1 | -1.0 |
| GEW-055 | 02/19/18 | 46.6 | 40.6 | 0.3 | 12.5 | 134.1 | -1.0 |
| GEW-055 | 02/26/18 | 45.5 | 39.6 | 0.3 | 14.6 | 133.2 | -1.1 |
| GEW-055 | 02/26/18 | 45.6 | 39.9 | 0.3 | 14.2 | 133.4 | -1.1 |
| GEW-055 | 03/06/18 | 46.5 | 38.8 | 0.3 | 14.4 | 132.0 | -1.0 |
| GEW-055 | 03/06/18 | 47.3 | 37.7 | 0.6 | 14.4 | 132.2 | -1.0 |
| GEW-055 | 03/12/18 | 46.9 | 39.7 | 0.2 | 13.2 | 131.8 | -1.1 |
| GEW-055 | 03/12/18 | 46.8 | 39.7 | 0.2 | 13.3 | 131.2 | -1.1 |
| GEW-055 | 03/20/18 | 47.7 | 40.0 | 0.2 | 12.1 | 131.7 | -1.0 |
| GEW-055 | 03/20/18 | 47.7 | 40.2 | 0.4 | 11.7 | 131.2 | -0.9 |
| GEW-055 | 03/27/18 | 47.4 | 40.2 | 0.2 | 12.2 | 132.6 | -1.0 |
| GEW-055 | 03/27/18 | 47.6 | 40.3 | 0.2 | 11.9 | 131.8 | -1.0 |
| GEW-055 | 04/02/18 | 49.6 | 40.8 | 0.0 | 9.6 | 130.3 | 0.0 |
| GEW-055 | 04/02/18 | 50.0 | 39.6 | 0.0 | 10.4 | 130.3 | -0.1 |

GEW-055 Wellhead Temperatures



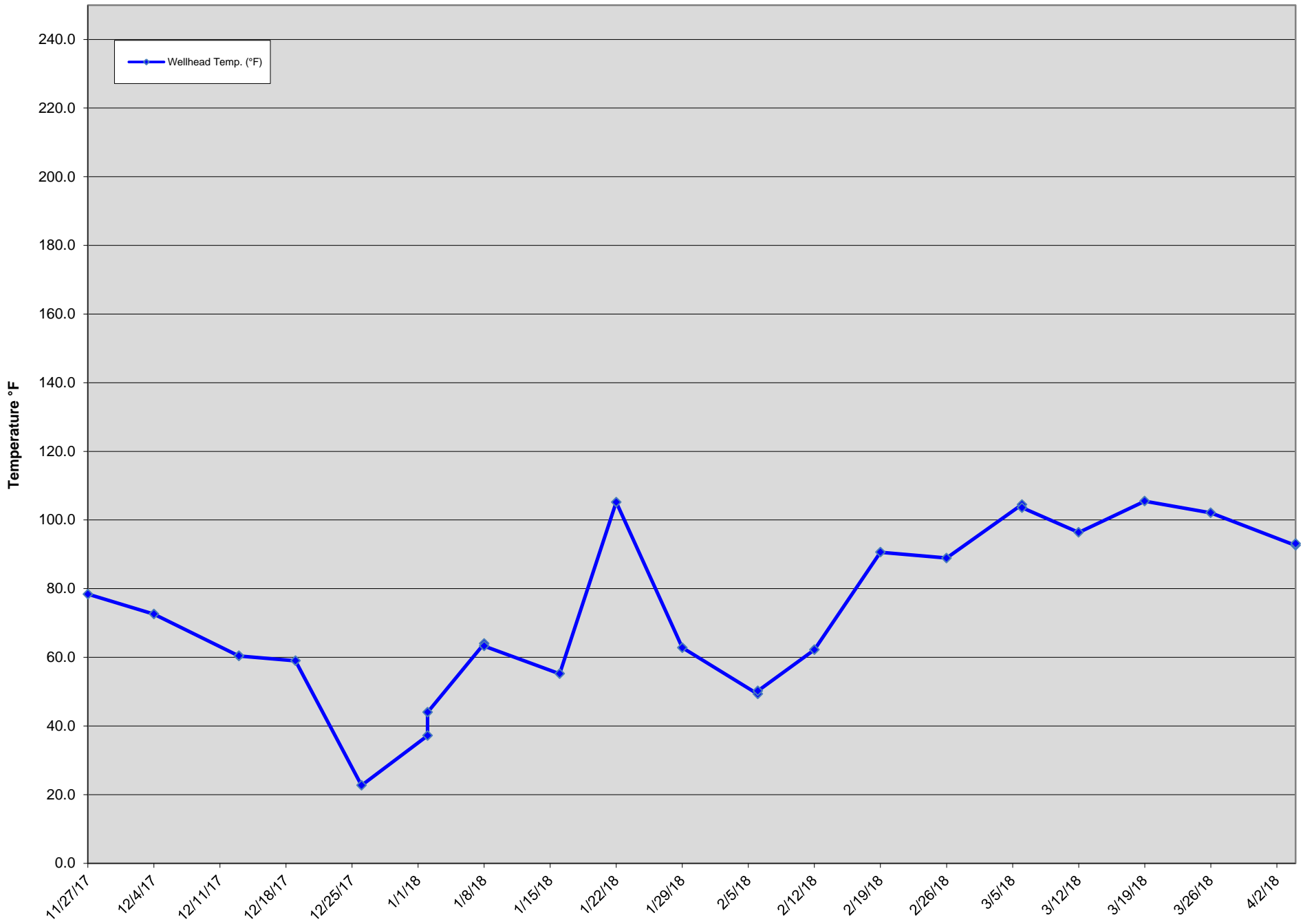
| GEW ID# | Reading Date | CH4 (% Vol.) | CO2 (% Vol.) | Oxygen (% Vol.) | Balance (% Vol.) | Wellhead Temp. (°F) | Initial Static Pressure (In W.C.) |
|----------|--------------|--------------|--------------|-----------------|------------------|---------------------|-----------------------------------|
| GEW-056R | 11/27/17 | 29.5 | 51.9 | 0.0 | 18.6 | 96.5 | -0.5 |
| GEW-056R | 12/04/17 | 28.6 | 53.1 | 0.0 | 18.3 | 88.4 | -0.5 |
| GEW-056R | 12/12/17 | 29.4 | 46.7 | 0.0 | 23.9 | 66.3 | -0.5 |
| GEW-056R | 12/12/17 | 28.4 | 47.4 | 0.0 | 24.2 | 65.7 | -0.5 |
| GEW-056R | 12/19/17 | 28.9 | 49.6 | 0.0 | 21.5 | 81.2 | -0.5 |
| GEW-056R | 12/26/17 | 28.7 | 47.9 | 0.0 | 23.4 | 43.8 | -0.7 |
| GEW-056R | 01/02/18 | 26.1 | 50.4 | 0.0 | 23.5 | 49.3 | -0.4 |
| GEW-056R | 01/08/18 | 26.9 | 47.9 | 0.0 | 25.2 | 65.2 | -0.5 |
| GEW-056R | 01/08/18 | 27.6 | 47.3 | 0.0 | 25.1 | 64.5 | -0.4 |
| GEW-056R | 01/16/18 | 25.2 | 48.7 | 0.0 | 26.1 | 37.1 | -0.6 |
| GEW-056R | 01/22/18 | 31.3 | 44.3 | 0.0 | 24.4 | 90.3 | -0.5 |
| GEW-056R | 01/29/18 | 26.9 | 44.2 | 0.0 | 28.9 | 51.5 | -0.6 |
| GEW-056R | 02/06/18 | 29.4 | 43.2 | 0.0 | 27.4 | 51.0 | -0.6 |
| GEW-056R | 02/06/18 | 29.6 | 45.5 | 0.0 | 24.9 | 51.0 | -0.6 |
| GEW-056R | 02/12/18 | 26.5 | 48.9 | 0.0 | 24.6 | 62.5 | -0.6 |
| GEW-056R | 02/19/18 | 27.9 | 48.7 | 0.0 | 23.4 | 83.3 | -0.6 |
| GEW-056R | 02/26/18 | 27.0 | 45.8 | 0.0 | 27.2 | 87.0 | -0.5 |
| GEW-056R | 03/06/18 | 28.7 | 45.0 | 0.0 | 26.3 | 79.5 | -0.4 |
| GEW-056R | 03/06/18 | 29.7 | 41.4 | 0.0 | 28.9 | 79.4 | -0.4 |
| GEW-056R | 03/12/18 | 29.4 | 49.3 | 0.0 | 21.3 | 61.0 | -0.4 |
| GEW-056R | 03/19/18 | 30.5 | 49.1 | 0.0 | 20.4 | 73.4 | -0.4 |
| GEW-056R | 03/26/18 | 16.3 | 51.6 | 0.0 | 32.1 | 51.9 | -0.3 |
| GEW-056R | 04/03/18 | 26.9 | 50.6 | 0.0 | 22.5 | 79.1 | -0.1 |
| GEW-056R | 04/03/18 | 25.0 | 49.3 | 0.0 | 25.7 | 85.6 | -0.3 |

GEW-056R Wellhead Temperatures



| GEW ID# | Reading Date | CH4 (% Vol.) | CO2 (% Vol.) | Oxygen (% Vol.) | Balance (% Vol.) | Wellhead Temp. (°F) | Initial Static Pressure (In W.C.) |
|---------|--------------|--------------|--------------|-----------------|------------------|---------------------|-----------------------------------|
| GEW-109 | 11/27/17 | 32.1 | 41.4 | 0.0 | 26.5 | 78.4 | -5.9 |
| GEW-109 | 12/04/17 | 31.7 | 41.2 | 0.0 | 27.1 | 72.6 | -6.9 |
| GEW-109 | 12/13/17 | 31.7 | 38.6 | 0.0 | 29.7 | 60.4 | -6.0 |
| GEW-109 | 12/13/17 | 30.6 | 40.3 | 0.0 | 29.1 | 60.4 | -6.3 |
| GEW-109 | 12/19/17 | 31.8 | 40.6 | 0.0 | 27.6 | 59.0 | -5.9 |
| GEW-109 | 12/26/17 | 32.4 | 38.4 | 0.0 | 29.2 | 22.7 | -6.7 |
| GEW-109 | 01/02/18 | 20.0 | 34.4 | 5.9 | 39.7 | 37.2 | -4.0 |
| GEW-109 | 01/02/18 | 22.7 | 37.5 | 3.1 | 36.7 | 44.0 | -12.8 |
| GEW-109 | 01/08/18 | 24.2 | 37.0 | 2.2 | 36.6 | 64.0 | -14.0 |
| GEW-109 | 01/08/18 | 24.2 | 37.2 | 3.1 | 35.5 | 63.3 | -14.1 |
| GEW-109 | 01/16/18 | 19.3 | 39.1 | 0.0 | 41.6 | 55.2 | -11.3 |
| GEW-109 | 01/22/18 | 18.6 | 42.1 | 0.0 | 39.3 | 105.2 | -12.3 |
| GEW-109 | 01/29/18 | 15.4 | 34.8 | 0.0 | 49.8 | 62.8 | -15.5 |
| GEW-109 | 02/06/18 | 16.4 | 38.1 | 0.0 | 45.5 | 49.3 | -15.7 |
| GEW-109 | 02/06/18 | 16.4 | 36.5 | 0.0 | 47.1 | 50.2 | -15.7 |
| GEW-109 | 02/12/18 | 17.8 | 33.2 | 0.0 | 49.0 | 62.2 | -14.2 |
| GEW-109 | 02/19/18 | 17.8 | 41.0 | 0.0 | 41.2 | 90.6 | -12.3 |
| GEW-109 | 02/26/18 | 16.7 | 36.6 | 0.2 | 46.5 | 88.9 | -12.5 |
| GEW-109 | 03/06/18 | 18.8 | 47.4 | 0.0 | 33.8 | 104.5 | -9.3 |
| GEW-109 | 03/06/18 | 19.7 | 43.9 | 0.0 | 36.4 | 103.6 | -9.5 |
| GEW-109 | 03/12/18 | 19.3 | 44.1 | 0.2 | 36.4 | 96.4 | -8.8 |
| GEW-109 | 03/19/18 | 20.1 | 45.9 | 0.0 | 34.0 | 105.5 | -8.0 |
| GEW-109 | 03/26/18 | 21.3 | 44.6 | 0.1 | 34.0 | 102.1 | -8.9 |
| GEW-109 | 04/04/18 | 23.9 | 42.4 | 0.7 | 33.0 | 92.6 | -8.8 |
| GEW-109 | 04/04/18 | 23.8 | 42.9 | 0.6 | 32.7 | 93.1 | -8.8 |

GEW-109 Wellhead Temperatures



| GEW ID# | Reading Date | CH4 (% Vol.) | CO2 (% Vol.) | Oxygen (% Vol.) | Balance (% Vol.) | Wellhead Temp. (°F) | Initial Static Pressure (In W.C.) |
|---------|--------------|--------------|--------------|-----------------|------------------|---------------------|-----------------------------------|
| GEW-110 | 11/27/17 | 15.9 | 48.7 | 0.2 | 35.2 | 70.0 | -0.2 |
| GEW-110 | 12/04/17 | 15.4 | 50.4 | 0.0 | 34.2 | 67.5 | -0.2 |
| GEW-110 | 12/12/17 | 13.2 | 42.0 | 3.3 | 41.5 | 50.2 | -0.1 |
| GEW-110 | 12/12/17 | 11.1 | 41.0 | 3.8 | 44.1 | 51.1 | -0.2 |
| GEW-110 | 12/19/17 | 13.5 | 49.2 | 0.7 | 36.6 | 64.1 | -0.2 |
| GEW-110 | 12/26/17 | 10.7 | 35.7 | 6.0 | 47.6 | 18.3 | -0.5 |
| GEW-110 | 12/26/17 | 9.8 | 36.8 | 6.2 | 47.2 | 16.7 | -0.3 |
| GEW-110 | 01/02/18 | 13.8 | 45.6 | 0.0 | 40.6 | 16.5 | 0.1 |
| GEW-110 | 01/02/18 | 12.4 | 48.3 | 0.0 | 39.3 | 22.2 | -0.3 |
| GEW-110 | 01/08/18 | 8.5 | 22.5 | 15.9 | 53.1 | 44.4 | -0.4 |
| GEW-110 | 01/08/18 | 7.9 | 21.9 | 15.9 | 54.3 | 46.7 | -0.3 |
| GEW-110 | 01/16/18 | 14.2 | 33.3 | 6.4 | 46.1 | 26.9 | -0.6 |
| GEW-110 | 01/16/18 | 12.8 | 33.7 | 7.0 | 46.5 | 27.3 | -0.3 |
| GEW-110 | 01/22/18 | 11.5 | 35.4 | 8.1 | 45.0 | 75.0 | -0.2 |
| GEW-110 | 01/22/18 | 11.9 | 35.0 | 8.0 | 45.1 | 75.0 | -0.2 |
| GEW-110 | 01/29/18 | 9.4 | 29.8 | 10.9 | 49.9 | 42.1 | -0.2 |
| GEW-110 | 01/29/18 | 9.1 | 29.4 | 11.1 | 50.4 | 35.4 | -0.1 |
| GEW-110 | 02/06/18 | 13.3 | 53.3 | 0.0 | 33.4 | 22.8 | -0.5 |
| GEW-110 | 02/06/18 | 14.4 | 52.2 | 0.4 | 33.0 | 25.7 | -0.5 |
| GEW-110 | 02/12/18 | 9.9 | 27.9 | 9.9 | 52.3 | 24.3 | -0.6 |
| GEW-110 | 02/12/18 | 9.0 | 30.9 | 9.8 | 50.3 | 25.6 | -0.4 |
| GEW-110 | 02/19/18 | 12.4 | 51.6 | 0.0 | 36.0 | 62.1 | 0.2 |
| GEW-110 | 02/19/18 | 11.8 | 52.9 | 0.0 | 35.3 | 65.1 | -0.2 |
| GEW-110 | 02/26/18 | 11.0 | 25.1 | 11.0 | 52.9 | 48.2 | 0.7 |
| GEW-110 | 02/26/18 | 11.9 | 24.8 | 10.1 | 53.2 | 48.1 | -0.1 |
| GEW-110 | 03/06/18 | 20.1 | 50.9 | 0.0 | 29.0 | 48.8 | 0.2 |
| GEW-110 | 03/06/18 | 20.1 | 51.8 | 0.0 | 28.1 | 53.7 | -0.2 |
| GEW-110 | 03/06/18 | 21.0 | 46.8 | 1.1 | 31.1 | 57.2 | -0.2 |
| GEW-110 | 03/12/18 | 14.7 | 32.6 | 8.0 | 44.7 | 51.0 | -0.2 |
| GEW-110 | 03/12/18 | 16.6 | 36.9 | 6.6 | 39.9 | 49.3 | -0.1 |
| GEW-110 | 03/19/18 | 16.5 | 38.5 | 5.6 | 39.4 | 58.1 | -0.1 |
| GEW-110 | 03/19/18 | 15.3 | 39.9 | 5.9 | 38.9 | 58.0 | -0.1 |
| GEW-110 | 03/26/18 | 15.9 | 35.8 | 7.1 | 41.2 | 55.2 | -0.1 |
| GEW-110 | 03/26/18 | 15.7 | 36.6 | 7.0 | 40.7 | 55.2 | -0.2 |
| GEW-110 | 04/03/18 | 21.0 | 40.5 | 3.7 | 34.8 | 77.0 | -0.1 |
| GEW-110 | 04/03/18 | 20.5 | 40.0 | 3.5 | 36.0 | 77.0 | -0.1 |

GEW-110 Wellhead Temperatures

