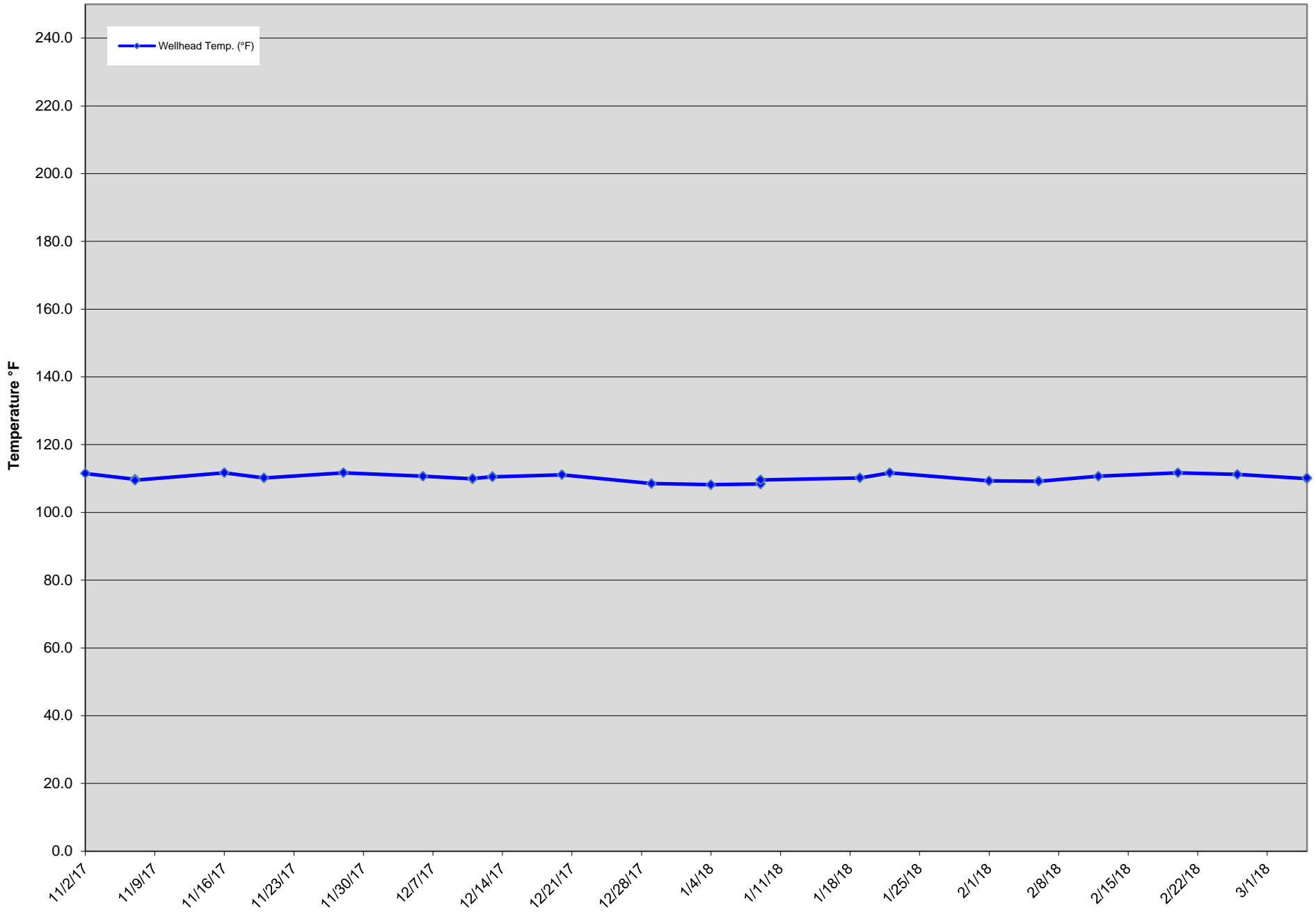


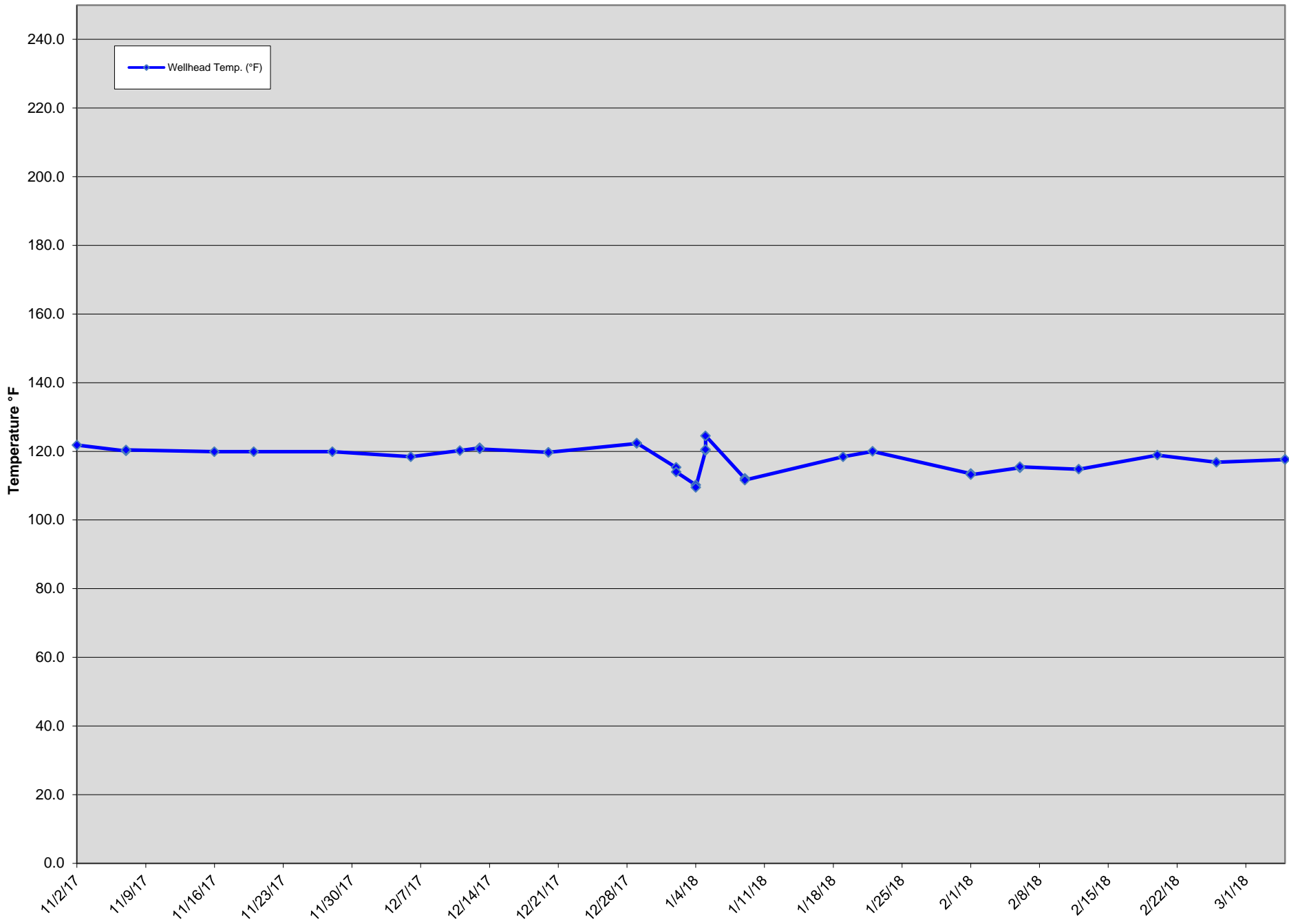
GEW ID#	Reading Date	CH4 (% Vol.)	CO2 (% Vol.)	Oxygen (% Vol.)	Balance (% Vol.)	Wellhead Temp. (°F)	Initial Static Pressure (In W.C.)
GEW-008	11/02/17	53.9	39.6	0.0	6.5	111.5	-0.5
GEW-008	11/07/17	54.1	42.0	0.0	3.9	109.8	-0.5
GEW-008	11/07/17	52.9	41.2	0.0	5.9	109.5	-0.4
GEW-008	11/16/17	54.4	39.7	0.0	5.9	111.7	-0.5
GEW-008	11/20/17	53.1	41.5	0.0	5.4	110.2	-0.6
GEW-008	11/28/17	54.7	39.2	0.0	6.1	111.7	-0.7
GEW-008	12/06/17	54.8	40.5	0.0	4.7	110.7	-0.9
GEW-008	12/11/17	54.2	41.5	0.0	4.3	109.9	0.0
GEW-008	12/11/17	53.2	44.3	0.0	2.5	110.0	0.0
GEW-008	12/13/17	53.1	42.9	0.0	4.0	110.6	-0.3
GEW-008	12/13/17	53.0	42.9	0.0	4.1	110.5	-0.4
GEW-008	12/20/17	53.1	41.5	0.0	5.4	111.1	-0.9
GEW-008	12/29/17	56.4	34.4	0.0	9.2	108.5	-0.4
GEW-008	01/04/18	54.3	34.8	0.0	10.9	108.2	-0.6
GEW-008	01/09/18	52.8	42.5	0.0	4.7	108.4	-0.7
GEW-008	01/09/18	52.4	44.0	0.0	3.6	109.6	-0.6
GEW-008	01/19/18	52.6	43.1	0.0	4.3	110.2	-0.7
GEW-008	01/22/18	52.2	43.4	0.0	4.4	111.7	-0.5
GEW-008	02/01/18	52.9	41.6	0.0	5.5	109.3	-1.4
GEW-008	02/06/18	56.8	38.2	0.0	5.0	109.2	-0.7
GEW-008	02/06/18	53.3	41.1	0.0	5.6	109.2	-0.6
GEW-008	02/12/18	51.9	41.7	0.0	6.4	110.7	-1.0
GEW-008	02/20/18	52.7	44.0	0.0	3.3	111.7	-0.6
GEW-008	02/26/18	51.9	40.8	0.0	7.3	111.2	-0.9
GEW-008	03/05/18	53.9	40.2	0.0	5.9	110.0	-0.5
GEW-008	03/05/18	53.2	40.6	0.0	6.2	110.2	-0.4

# GEW-008 Wellhead Temperatures



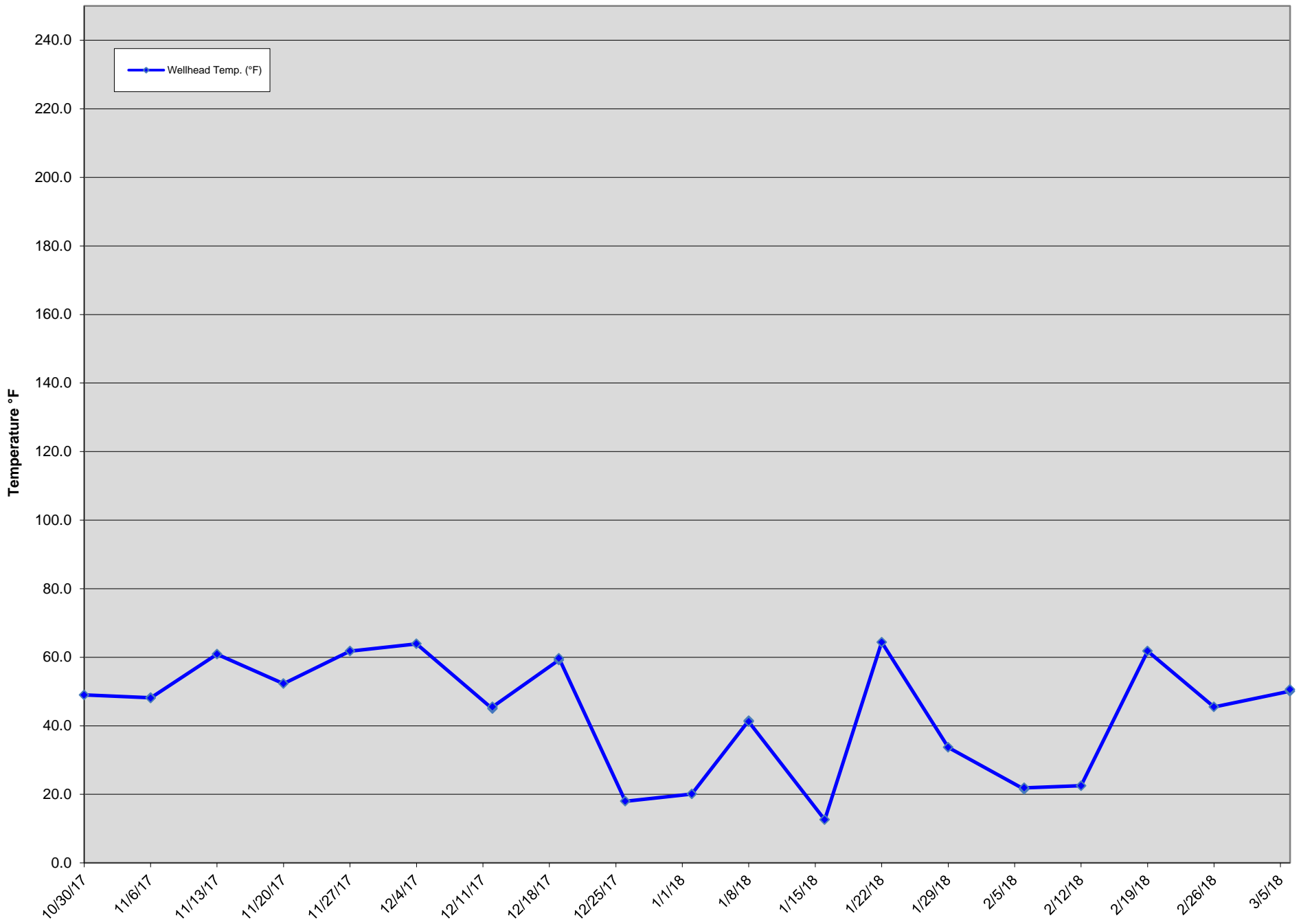
GEW ID#	Reading Date	CH4 (% Vol.)	CO2 (% Vol.)	Oxygen (% Vol.)	Balance (% Vol.)	Wellhead Temp. (°F)	Initial Static Pressure (In W.C.)
GEW-009	11/02/17	51.8	38.3	0.1	9.8	121.8	-0.5
GEW-009	11/07/17	49.2	40.7	0.0	10.1	120.1	-0.3
GEW-009	11/07/17	50.7	37.8	0.0	11.5	120.4	-0.3
GEW-009	11/16/17	49.1	40.0	0.0	10.9	119.9	-0.4
GEW-009	11/20/17	48.3	40.0	0.0	11.7	119.9	-0.4
GEW-009	11/28/17	47.9	39.8	0.0	12.3	119.9	-0.4
GEW-009	12/06/17	46.9	39.0	0.0	14.1	118.4	-0.5
GEW-009	12/11/17	51.5	41.8	0.0	6.7	120.2	-0.1
GEW-009	12/13/17	49.7	39.1	0.0	11.2	121.0	-0.3
GEW-009	12/13/17	48.9	40.2	0.0	10.9	120.7	-0.3
GEW-009	12/20/17	44.5	39.3	0.0	16.2	119.7	-0.5
GEW-009	12/20/17	44.1	39.1	0.0	16.8	119.7	-0.5
GEW-009	12/29/17	53.4	38.6	0.0	8.0	122.3	0.1
GEW-009	12/29/17	52.9	40.4	0.0	6.7	122.4	0.1
GEW-009	01/02/18	53.6	40.4	0.0	6.0	115.3	0.2
GEW-009	01/02/18	54.4	42.0	0.0	3.6	114.0	0.2
GEW-009	01/04/18	53.6	38.9	0.0	7.5	110.2	0.2
GEW-009	01/04/18	54.5	42.3	0.0	3.2	109.5	0.2
GEW-009	01/05/18	54.6	34.9	0.0	10.5	120.2	-0.1
GEW-009	01/05/18	53.4	40.0	0.0	6.6	120.5	-0.1
GEW-009	01/05/18	52.1	38.9	0.0	9.0	124.5	-0.3
GEW-009	01/09/18	51.1	42.0	0.0	6.9	112.1	-0.2
GEW-009	01/09/18	51.1	39.5	0.0	9.4	111.6	-0.2
GEW-009	01/19/18	47.1	39.6	0.0	13.3	118.4	-0.3
GEW-009	01/22/18	47.6	40.7	0.0	11.7	120.0	-0.2
GEW-009	02/01/18	41.8	38.7	0.0	19.5	113.5	-0.7
GEW-009	02/01/18	41.8	38.1	0.0	20.1	113.2	-0.5
GEW-009	02/06/18	47.9	39.8	0.0	12.3	115.2	-0.1
GEW-009	02/06/18	49.6	38.2	0.0	12.2	115.5	-0.1
GEW-009	02/12/18	45.4	39.7	0.0	14.9	114.8	-0.3
GEW-009	02/20/18	47.5	40.8	0.0	11.7	118.9	-0.1
GEW-009	02/26/18	48.8	40.2	0.0	11.0	116.8	-0.1
GEW-009	03/05/18	53.8	38.9	0.0	7.3	117.6	0.1
GEW-009	03/05/18	53.0	40.9	0.0	6.1	117.6	0.1
GEW-009	03/06/18	51.3	37.8	0.0	10.9	117.3	-0.2

# GEW-009 Wellhead Temperatures



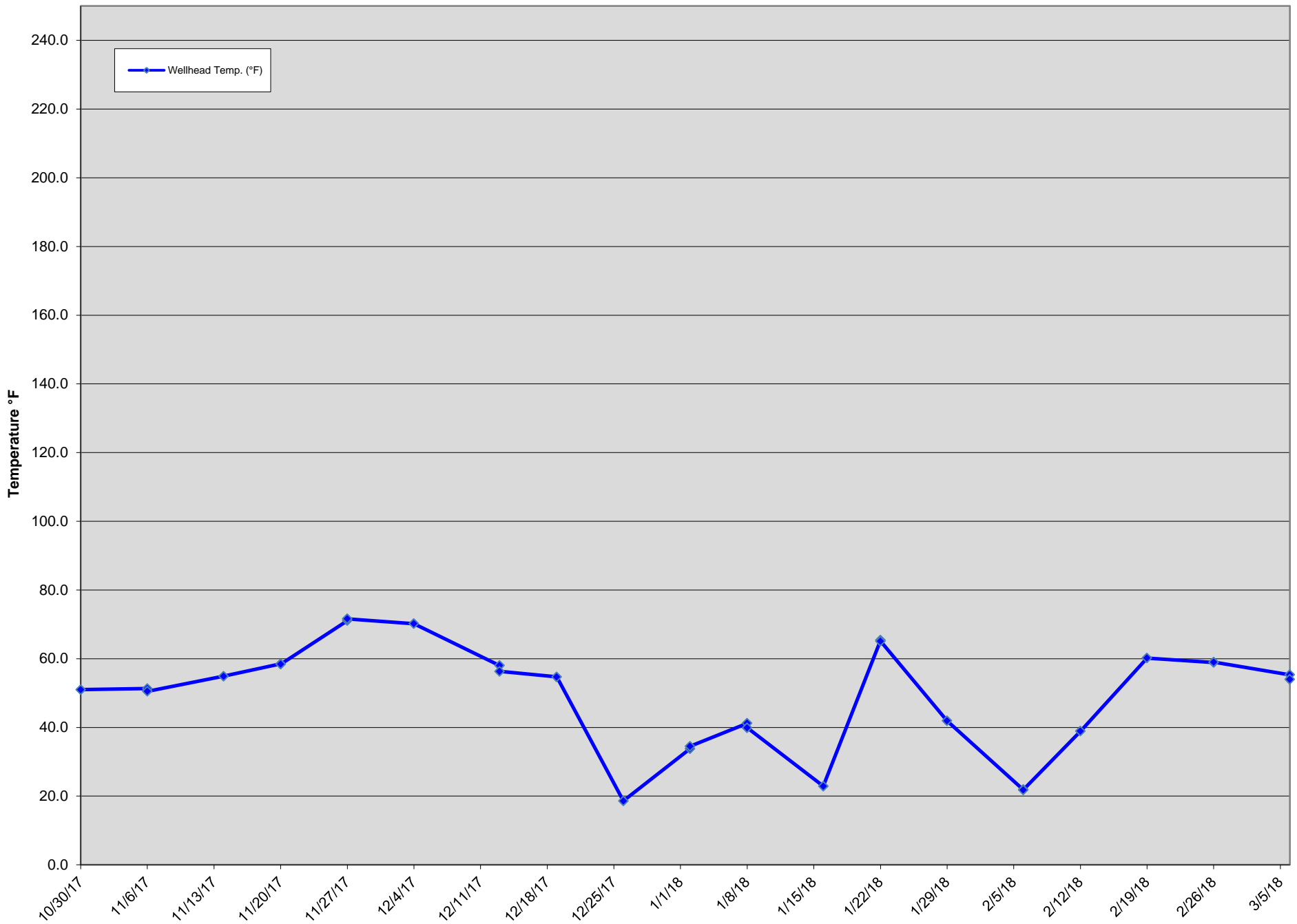
GEW ID#	Reading Date	CH4 (% Vol.)	CO2 (% Vol.)	Oxygen (% Vol.)	Balance (% Vol.)	Wellhead Temp. (°F)	Initial Static Pressure (In W.C.)
GEW-010	10/30/17	59.7	40.2	0.1	0.0	49.0	-1.0
GEW-010	11/6/17	57.2	40.6	0.0	2.2	48.2	-0.7
GEW-010	11/6/17	57.1	38.9	0.0	4.0	48.1	-0.8
GEW-010	11/13/17	51.0	49.0	0.0	0.0	60.9	-0.3
GEW-010	11/20/17	57.7	38.2	0.1	4.0	52.3	-0.4
GEW-010	11/27/17	57.5	39.6	0.0	2.9	61.8	-0.5
GEW-010	12/4/17	55.3	42.2	0.1	2.4	63.9	-0.3
GEW-010	12/12/17	57.2	40.9	0.0	1.9	45.0	-0.4
GEW-010	12/12/17	56.9	40.0	0.0	3.1	45.5	-0.4
GEW-010	12/19/17	56.3	41.2	0.1	2.4	59.2	-0.3
GEW-010	12/19/17	55.6	41.9	0.0	2.5	59.7	-1.4
GEW-010	12/26/17	58.1	37.0	0.3	4.6	18.0	-2.2
GEW-010	1/2/18	58.1	38.8	0.1	3.0	20.1	-2.2
GEW-010	1/8/18	55.5	41.9	0.0	2.6	41.5	-2.6
GEW-010	1/8/18	55.3	41.4	0.0	3.3	41.2	-2.6
GEW-010	1/16/18	58.1	38.3	0.2	3.4	12.6	-2.4
GEW-010	1/22/18	58	41.7	0.3	0.0	64.4	-2.1
GEW-010	1/29/18	55.1	42.9	0.3	1.7	33.7	-2.5
GEW-010	2/6/18	57.3	42.6	0.1	0.0	21.5	-1.7
GEW-010	2/6/18	58.6	41.3	0.1	0.0	21.9	-1.7
GEW-010	2/12/18	54.1	42.9	0.1	2.9	22.5	-2.2
GEW-010	2/19/18	52.9	45.8	0.0	1.3	61.8	-2.1
GEW-010	2/26/18	52.5	44.3	0.2	3.0	45.5	-2.2
GEW-010	3/6/18	57.8	42.0	0.0	0.2	50.1	-1.9
GEW-010	3/6/18	57.2	41.5	0.1	1.2	50.6	-1.9

# GEW-010 Wellhead Temperatures



GEW ID#	Reading Date	CH4 (% Vol.)	CO2 (% Vol.)	Oxygen (% Vol.)	Balance (% Vol.)	Wellhead Temp. (°F)	Initial Static Pressure (In W.C.)
GEW-038	10/30/17	1.7	56.5	1.4	40.4	51.0	-0.7
GEW-038	11/06/17	1.0	52.7	1.3	45.0	51.3	-0.6
GEW-038	11/06/17	0.7	53.2	1.4	44.7	50.5	-0.7
GEW-038	11/14/17	1.5	61.1	0.0	37.4	54.9	-0.2
GEW-038	11/20/17	1.0	55.9	0.0	43.1	58.5	0.5
GEW-038	11/20/17	0.8	57.9	0.0	41.3	58.4	-3.6
GEW-038	11/27/17	0.6	34.3	9.0	56.1	71.1	-7.8
GEW-038	11/27/17	0.4	35.1	9.2	55.3	71.6	-5.3
GEW-038	12/04/17	0.9	52.6	1.2	45.3	70.2	-1.0
GEW-038	12/13/17	0.9	54.7	0.0	44.4	58.0	-0.1
GEW-038	12/13/17	0.6	55.1	0.0	44.3	56.3	-0.1
GEW-038	12/19/17	0.9	55.0	0.3	43.8	54.7	-0.3
GEW-038	12/26/17	0.8	45.9	2.8	50.5	18.6	-0.9
GEW-038	01/02/18	1.1	53.9	0.0	45.0	33.8	0.0
GEW-038	01/02/18	0.8	56.0	0.0	43.2	34.5	-4.1
GEW-038	01/08/18	12.5	42.0	4.7	40.8	41.2	-12.1
GEW-038	01/08/18	13.7	41.5	4.8	40.0	39.9	-12.1
GEW-038	01/16/18	17.8	46.7	1.5	34.0	22.9	-8.7
GEW-038	01/22/18	17.0	44.6	2.9	35.5	65.4	-8.4
GEW-038	01/22/18	17.3	45.1	2.8	34.8	65.1	-5.4
GEW-038	01/29/18	12.8	48.1	2.1	37.0	41.9	-1.8
GEW-038	02/06/18	13.8	46.9	1.9	37.4	21.9	-1.7
GEW-038	02/06/18	14.6	48.4	1.8	35.2	21.8	-1.5
GEW-038	02/12/18	13.0	47.6	1.6	37.8	38.9	-1.8
GEW-038	02/19/18	3.3	56.6	0.0	40.1	60.2	-1.0
GEW-038	02/26/18	0.5	31.8	10.3	57.4	58.9	-0.7
GEW-038	02/26/18	0.4	31.6	10.5	57.5	59.0	-0.7
GEW-038	03/06/18	2.1	42.9	5.8	49.2	55.3	-0.5
GEW-038	03/06/18	2.3	41.7	5.5	50.5	54.0	-0.3

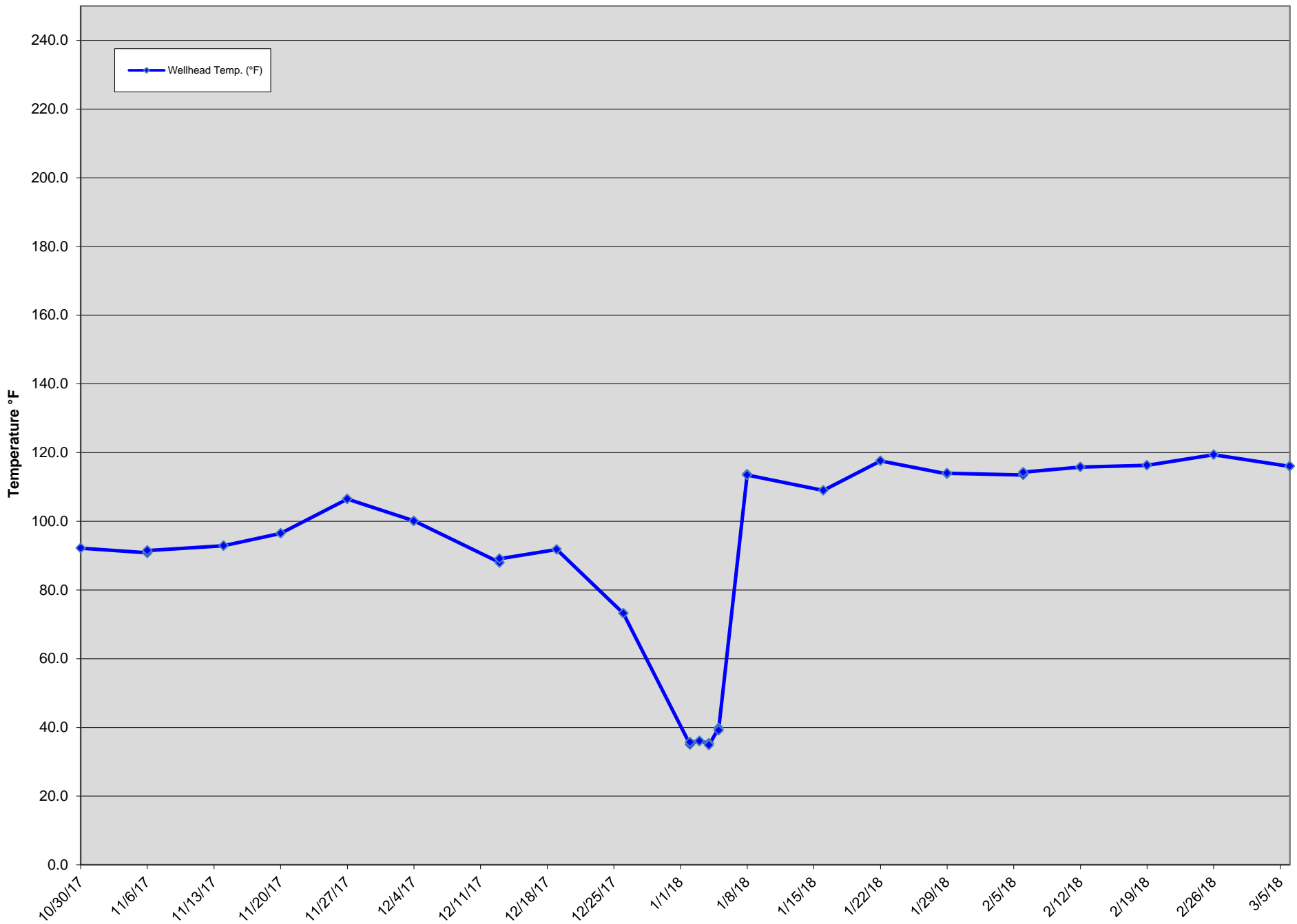
# GEW-038 Wellhead Temperatures





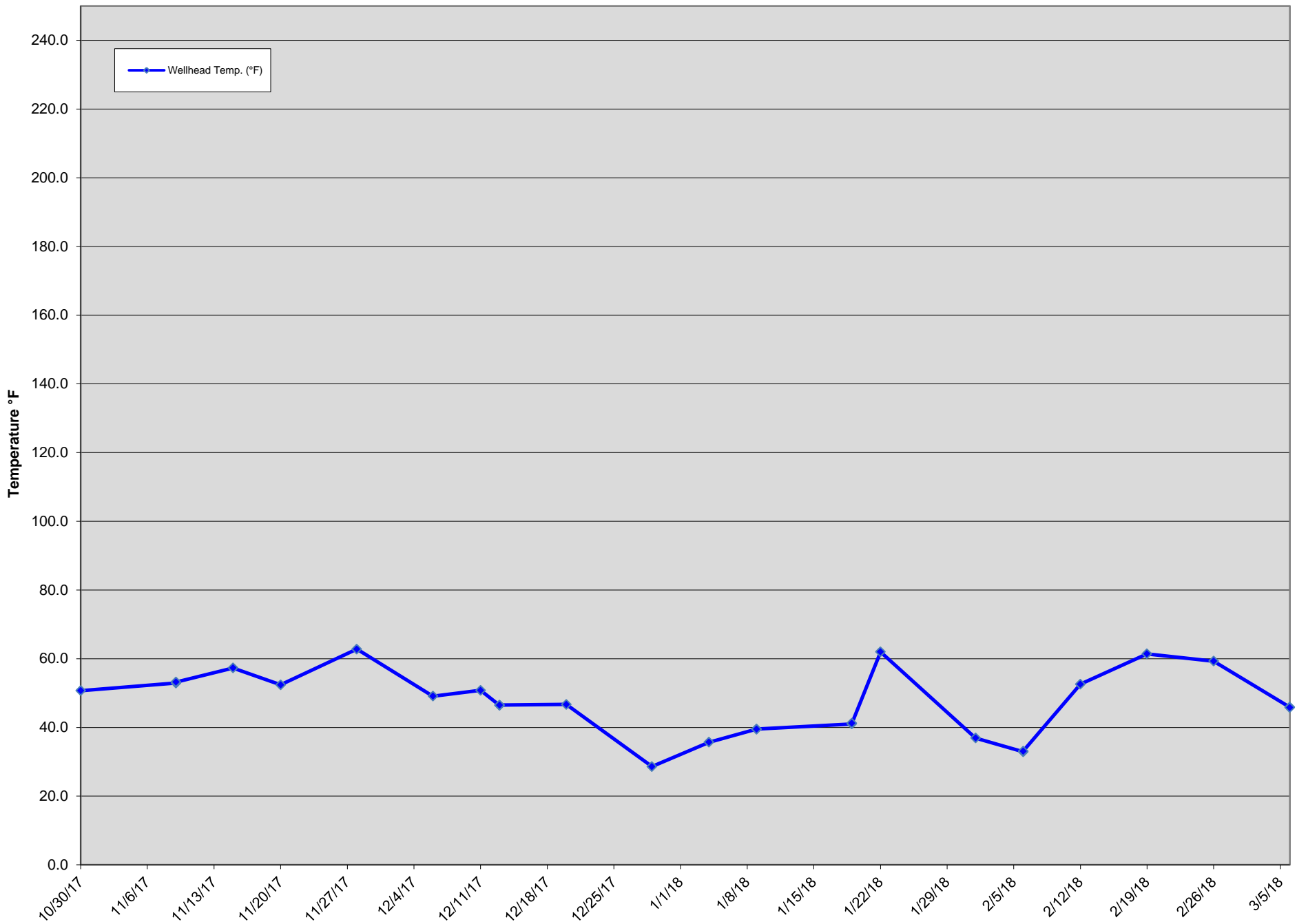
GEW ID#	Reading Date	CH4 (% Vol.)	CO2 (% Vol.)	Oxygen (% Vol.)	Balance (% Vol.)	Wellhead Temp. (°F)	Initial Static Pressure (In W.C.)
GEW-039	10/30/17	46.6	50.9	0.0	2.5	92.2	-0.6
GEW-039	11/06/17	47.3	49.3	0.0	3.4	90.8	-0.6
GEW-039	11/06/17	47.3	47.3	0.0	5.4	91.5	-0.7
GEW-039	11/14/17	46.2	53.8	0.0	0.0	92.9	-0.5
GEW-039	11/20/17	46.1	49.1	0.0	4.8	96.5	-0.7
GEW-039	11/27/17	46.6	50.6	0.0	2.8	106.5	-0.6
GEW-039	12/04/17	46.8	50.1	0.0	3.1	100.1	-0.7
GEW-039	12/13/17	46.3	48.8	0.0	4.9	88.0	-0.6
GEW-039	12/13/17	47.8	47.7	0.0	4.5	89.1	-0.3
GEW-039	12/19/17	46.7	48.5	0.0	4.8	91.8	-0.6
GEW-039	12/26/17	47.5	46.4	0.0	6.1	73.2	-0.7
GEW-039	01/02/18	46.6	49.4	0.0	4.0	35.0	0.2
GEW-039	01/02/18	46.4	49.6	0.0	4.0	35.7	0.2
GEW-039	01/03/18	48.7	48.0	0.0	3.3	36.0	0.1
GEW-039	01/03/18	47.6	48.4	0.0	4.0	36.0	0.1
GEW-039	01/04/18	49.7	46.0	0.0	4.3	35.4	0.1
GEW-039	01/04/18	48.2	46.6	0.0	5.2	34.9	0.1
GEW-039	01/05/18	48.4	48.7	0.0	2.9	39.8	0.0
GEW-039	01/05/18	48.3	49.0	0.0	2.7	39.2	0.0
GEW-039	01/08/18	32.5	39.2	1.0	27.3	113.7	-2.0
GEW-039	01/08/18	31.2	39.1	1.1	28.6	113.5	-2.1
GEW-039	01/16/18	30.6	40.5	0.9	28.0	109.0	-1.6
GEW-039	01/22/18	35.3	39.3	1.3	24.1	117.6	-2.1
GEW-039	01/29/18	27.5	36.1	2.0	34.4	113.8	-2.2
GEW-039	01/29/18	27.5	35.7	2.0	34.8	114.0	-2.0
GEW-039	02/06/18	28.2	36.5	3.4	31.9	113.5	-1.9
GEW-039	02/06/18	27.4	35.6	3.5	33.5	114.3	-2.0
GEW-039	02/12/18	24.6	35.7	3.5	36.2	115.8	-1.8
GEW-039	02/19/18	25.5	36.7	3.8	34.0	116.3	-1.8
GEW-039	02/26/18	24.5	35.2	3.5	36.8	119.4	-1.9
GEW-039	03/06/18	35.0	39.2	0.6	25.2	116.0	-1.8
GEW-039	03/06/18	34.8	37.7	0.6	26.9	116.1	-1.7

# GEW-039 Wellhead Temperatures



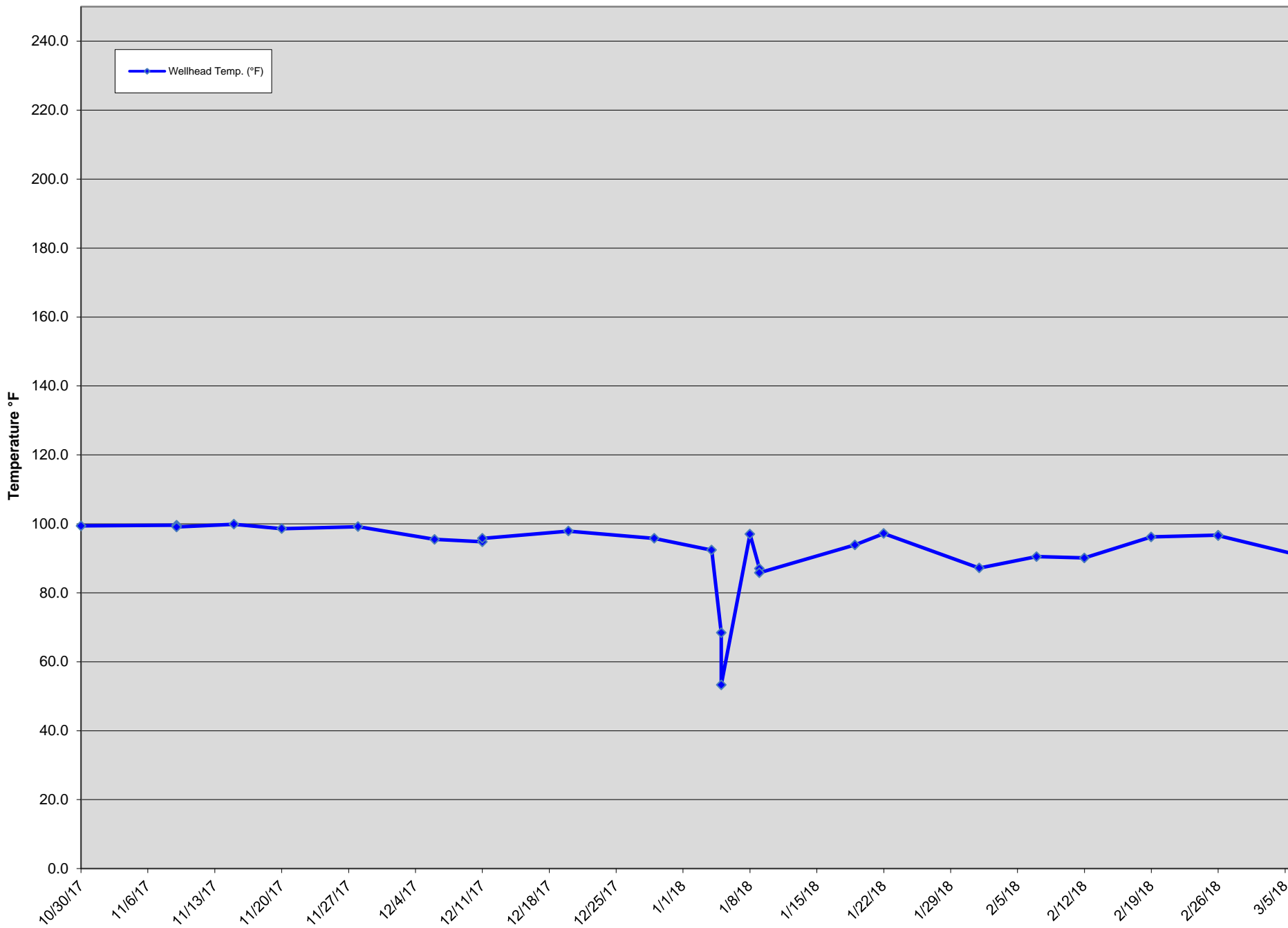
GEW ID#	Reading Date	CH4 (% Vol.)	CO2 (% Vol.)	Oxygen (% Vol.)	Balance (% Vol.)	Wellhead Temp. (°F)	Initial Static Pressure (In W.C.)
GEW-040	10/30/17	57.6	42.1	0.0	0.3	50.7	-0.6
GEW-040	11/09/17	56.6	40.8	0.0	2.6	52.9	-0.5
GEW-040	11/09/17	55.6	40.2	0.0	4.2	53.2	-0.6
GEW-040	11/15/17	51.4	42.6	0.0	6.0	57.3	-0.6
GEW-040	11/20/17	52.9	40.7	0.0	6.4	52.4	-0.5
GEW-040	11/28/17	55.2	42.0	0.0	2.8	62.8	-0.5
GEW-040	12/06/17	54.5	41.8	0.0	3.7	49.1	-0.6
GEW-040	12/11/17	55.4	41.7	0.0	2.9	50.8	-0.3
GEW-040	12/13/17	55.0	41.5	0.0	3.5	46.4	-0.5
GEW-040	12/13/17	57.1	40.7	0.0	2.2	46.5	-0.4
GEW-040	12/20/17	55.4	41.1	0.0	3.5	46.7	-0.6
GEW-040	12/29/17	57.7	36.0	0.0	6.3	28.6	-0.6
GEW-040	01/04/18	54.3	37.4	0.0	8.3	35.7	-0.4
GEW-040	01/09/18	56.3	40.2	0.0	3.5	39.5	-0.6
GEW-040	01/09/18	56.8	39.0	0.0	4.2	39.5	-0.6
GEW-040	01/19/18	56.9	40.7	0.0	2.4	41.0	-0.6
GEW-040	01/19/18	57.4	40.0	0.0	2.6	41.2	-0.6
GEW-040	01/22/18	54.9	41.0	0.0	4.1	62.0	-0.5
GEW-040	02/01/18	55.3	38.4	0.0	6.3	36.9	-0.7
GEW-040	02/06/18	55.7	39.1	0.0	5.2	32.9	-0.4
GEW-040	02/06/18	56.7	36.6	0.0	6.7	33.1	-0.4
GEW-040	02/12/18	53.2	39.5	0.0	7.3	52.6	-0.6
GEW-040	02/19/18	55.0	39.5	0.0	5.5	61.4	-0.6
GEW-040	02/26/18	53.7	38.5	0.0	7.8	59.3	-0.6
GEW-040	03/06/18	55.6	38.8	0.0	5.6	45.9	-0.6
GEW-040	03/06/18	56.5	36.4	0.1	7.0	45.8	-0.7

# GEW-040 Wellhead Temperatures



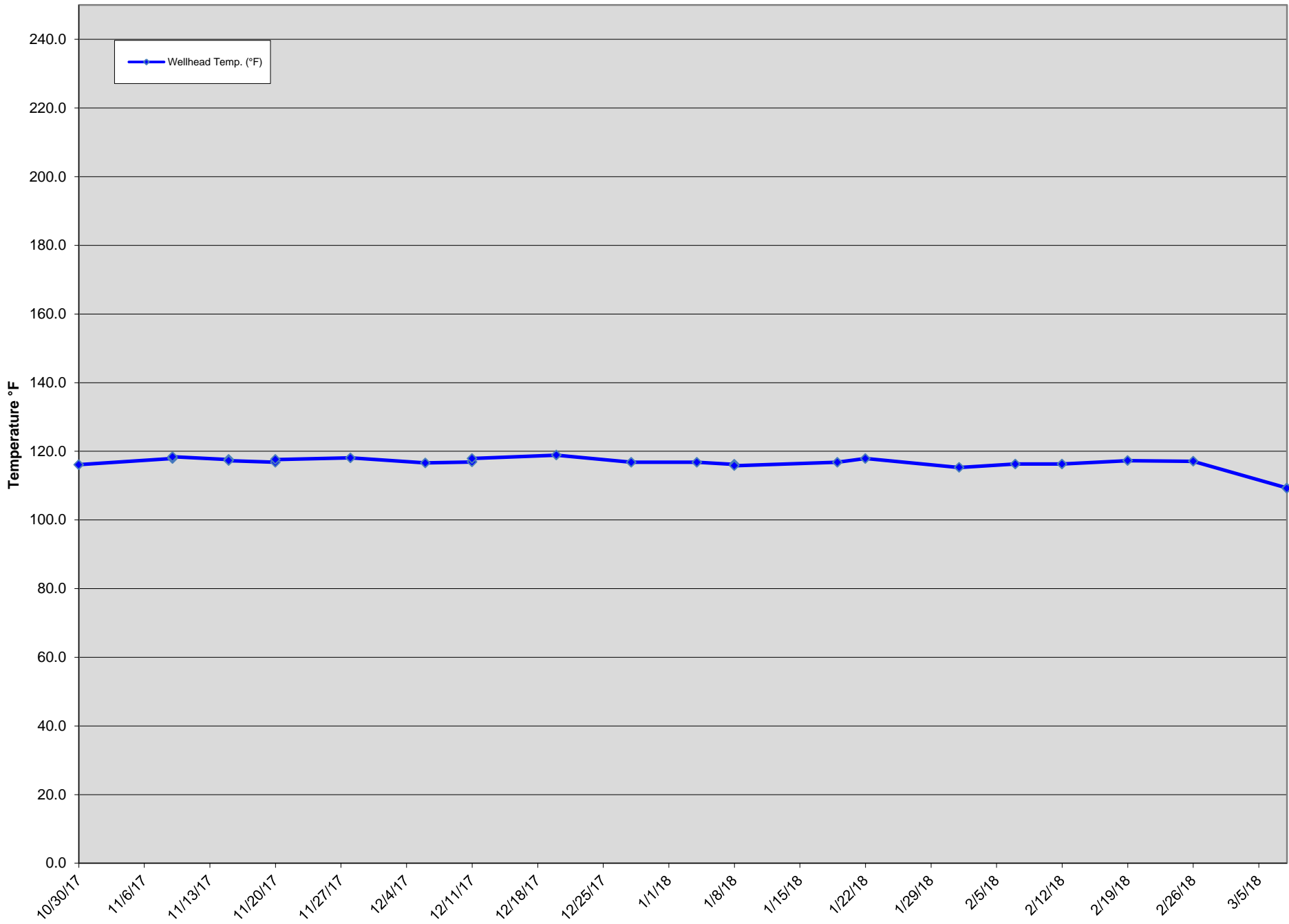
GEW ID#	Reading Date	CH4 (% Vol.)	CO2 (% Vol.)	Oxygen (% Vol.)	Balance (% Vol.)	Wellhead Temp. (°F)	Initial Static Pressure (In W.C.)
GEW-041R	10/30/17	58.2	40.6	0.1	1.1	99.4	-0.3
GEW-041R	11/09/17	55.5	38.9	0.0	5.6	99.6	-0.2
GEW-041R	11/09/17	57.7	40.8	0.0	1.5	99.1	-0.1
GEW-041R	11/15/17	58.2	39.9	0.1	1.8	99.9	-0.2
GEW-041R	11/20/17	53.4	40.4	0.0	6.2	98.6	-0.1
GEW-041R	11/28/17	55.7	39.4	0.0	4.9	99.2	-0.2
GEW-041R	12/06/17	56.1	40.1	0.1	3.7	95.5	-0.3
GEW-041R	12/11/17	57.5	40.1	0.0	2.4	94.8	0.0
GEW-041R	12/11/17	58.3	39.4	0.0	2.3	95.8	0.0
GEW-041R	12/20/17	54.1	37.6	0.0	8.3	97.9	-0.4
GEW-041R	12/29/17	53.3	37.2	0.0	9.5	95.8	-0.3
GEW-041R	01/04/18	54.3	38.1	0.3	7.3	92.4	-0.3
GEW-041R	01/05/18	57.1	34.2	0.4	8.3	68.4	-0.2
GEW-041R	01/05/18	57.1	35.8	0.2	6.9	53.3	-0.1
GEW-041R	01/08/18	55.7	37.1	0.0	7.2	97.0	-1.0
GEW-041R	01/09/18	51.5	38.1	0.2	10.2	87.0	-0.6
GEW-041R	01/09/18	52.6	36.4	0.2	10.8	85.8	-0.6
GEW-041R	01/19/18	51.1	36.4	0.0	12.5	93.9	-0.5
GEW-041R	01/22/18	51.1	37.5	0.0	11.4	97.2	-0.3
GEW-041R	02/01/18	48.2	34.6	0.0	17.2	87.2	-0.6
GEW-041R	02/07/18	47.5	36.8	0.0	15.7	90.5	-0.4
GEW-041R	02/12/18	47.3	35.9	0.0	16.8	90.1	-0.4
GEW-041R	02/19/18	50.1	36.4	0.0	13.5	96.2	-0.4
GEW-041R	02/26/18	48.6	36.1	0.0	15.3	96.7	-0.5
GEW-041R	02/26/18	49.4	35.9	0.0	14.7	96.6	-0.4
GEW-041R	03/06/18	52.0	36.4	0.0	11.6	91.2	-0.4
GEW-041R	03/06/18	52.8	34.6	0.0	12.6	91.2	-0.3

# GEW-041R Wellhead Temperatures



GEW ID#	Reading Date	CH4 (% Vol.)	CO2 (% Vol.)	Oxygen (% Vol.)	Balance (% Vol.)	Wellhead Temp. (°F)	Initial Static Pressure (In W.C.)
GEW-043R	10/30/17	56.2	41.2	0.0	2.6	116.1	-1.0
GEW-043R	11/09/17	54.3	43.8	0.0	1.9	117.9	-0.3
GEW-043R	11/09/17	54.1	43.1	0.0	2.8	118.4	-0.3
GEW-043R	11/15/17	56.7	40.7	0.0	2.6	117.6	-0.6
GEW-043R	11/15/17	56.0	42.4	0.0	1.6	117.3	-0.6
GEW-043R	11/20/17	54.9	41.4	0.0	3.7	116.8	-0.1
GEW-043R	11/20/17	54.9	41.7	0.0	3.4	117.6	-0.1
GEW-043R	11/28/17	55.0	40.6	0.0	4.4	118.1	-0.6
GEW-043R	12/06/17	55.2	41.4	0.0	3.4	116.6	-0.7
GEW-043R	12/11/17	55.6	40.8	0.0	3.6	116.9	0.2
GEW-043R	12/11/17	56.3	42.7	0.0	1.0	117.9	0.1
GEW-043R	12/20/17	55.0	40.6	0.0	4.4	118.9	-1.2
GEW-043R	12/28/17	55.9	41.2	0.0	2.9	116.8	-0.7
GEW-043R	01/04/18	51.8	39.7	0.0	8.5	116.8	-0.9
GEW-043R	01/08/18	54.3	42.1	0.0	3.6	116.2	-1.3
GEW-043R	01/08/18	55.0	42.2	0.0	2.8	115.8	-1.2
GEW-043R	01/19/18	55.1	41.6	0.0	3.3	116.8	-0.8
GEW-043R	01/22/18	53.8	42.1	0.0	4.1	117.9	-0.5
GEW-043R	02/01/18	55.3	38.6	0.0	6.1	115.3	-0.9
GEW-043R	02/07/18	53.4	41.2	0.0	5.4	116.3	-1.0
GEW-043R	02/12/18	54.1	39.7	0.0	6.2	116.3	-0.9
GEW-043R	02/19/18	53.1	40.9	0.0	6.0	117.3	-0.8
GEW-043R	02/26/18	52.7	39.7	0.0	7.6	117.1	-0.9
GEW-043R	03/08/18	54.5	39.6	0.3	5.6	109.3	-0.3
GEW-043R	03/08/18	54.0	39.7	0.3	6.0	109.2	-0.4

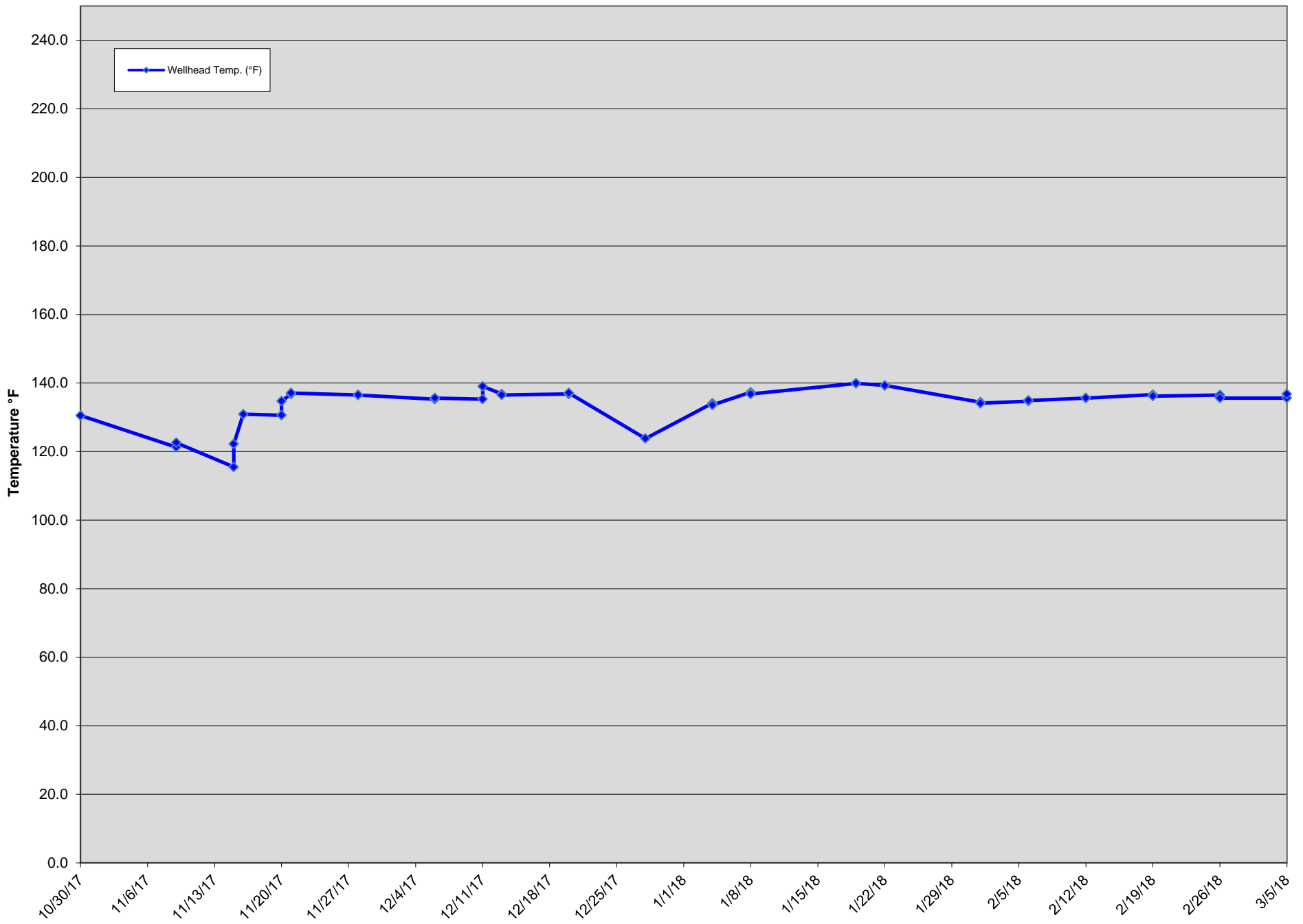
# GEW-043R Wellhead Temperatures





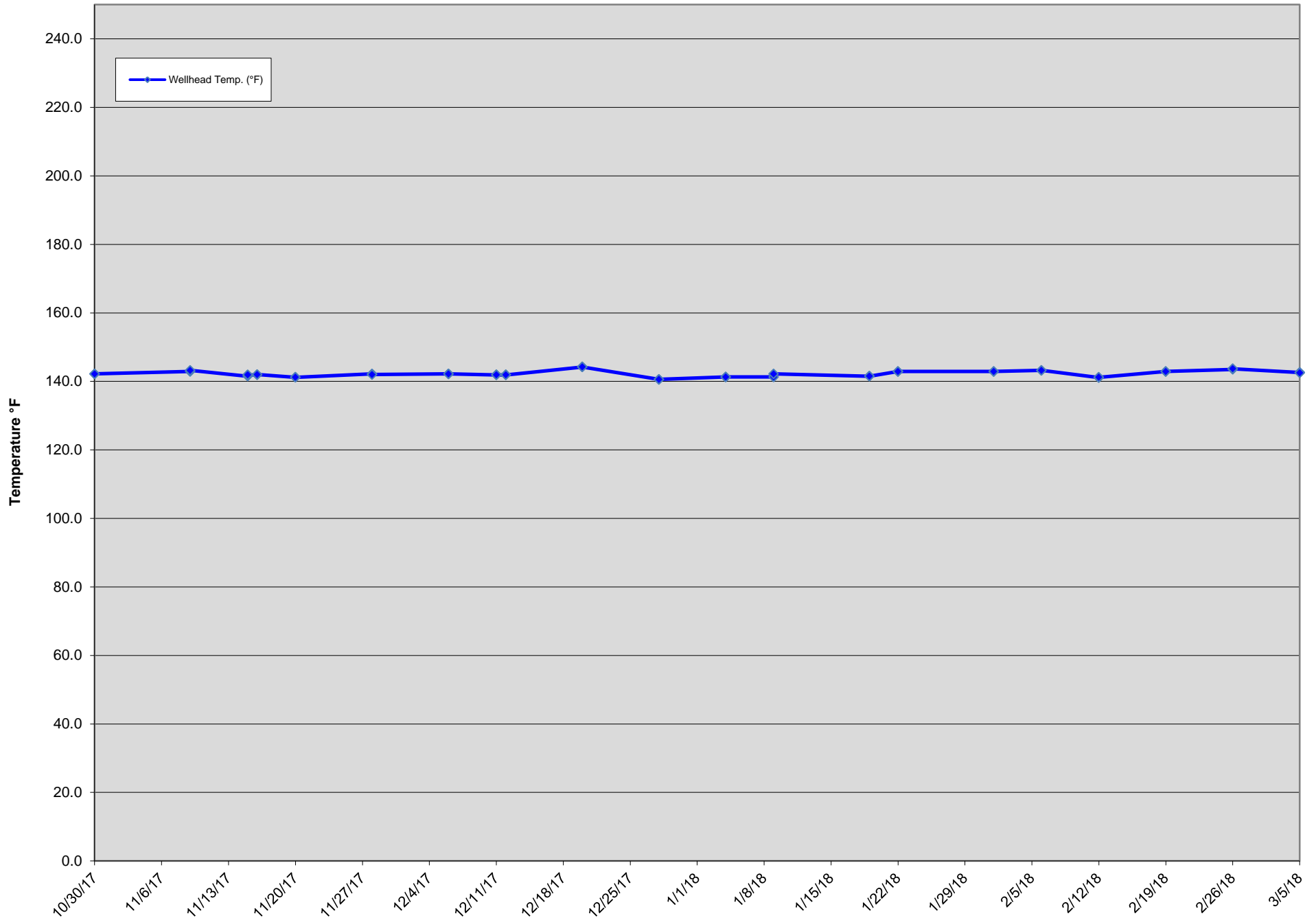
GEW ID#	Reading Date	CH4 (% Vol.)	CO2 (% Vol.)	Oxygen (% Vol.)	Balance (% Vol.)	Wellhead Temp. (°F)	Initial Static Pressure (In W.C.)
GEW-053	10/30/17	53.3	41.6	0.0	5.1	130.5	-1.3
GEW-053	11/09/17	48.6	44.8	0.0	6.6	121.3	0.1
GEW-053	11/09/17	48.3	44.3	0.0	7.4	122.6	0.1
GEW-053	11/15/17	52.3	39.3	0.0	8.4	115.5	0.0
GEW-053	11/15/17	49.9	43.3	0.0	6.8	122.2	-0.1
GEW-053	11/16/17	51.3	40.8	0.0	7.9	130.9	-0.2
GEW-053	11/20/17	49.9	39.5	0.0	10.6	130.6	0.2
GEW-053	11/20/17	49.4	42.9	0.0	7.7	134.7	0.1
GEW-053	11/21/17	50.8	44.0	0.0	5.2	136.8	-0.6
GEW-053	11/21/17	50.8	43.8	0.0	5.4	137.1	-0.6
GEW-053	11/28/17	50.9	39.3	0.0	9.8	136.5	-0.2
GEW-053	11/28/17	50.9	41.9	0.0	7.2	136.5	-0.2
GEW-053	12/06/17	50.6	41.0	0.0	8.4	135.3	-0.6
GEW-053	12/06/17	52.9	40.5	0.0	6.6	135.6	-0.6
GEW-053	12/11/17	49.6	41.3	0.0	9.1	135.3	0.6
GEW-053	12/11/17	51.2	43.0	0.0	5.8	139.0	0.1
GEW-053	12/13/17	51.2	40.6	0.0	8.2	136.8	-0.4
GEW-053	12/13/17	50.7	42.1	0.0	7.2	136.5	-0.4
GEW-053	12/20/17	52.5	40.4	0.0	7.1	136.8	-1.5
GEW-053	12/20/17	51.1	41.1	0.0	7.8	137.1	-1.5
GEW-053	12/28/17	51.8	36.0	0.0	12.2	123.8	-0.2
GEW-053	01/04/18	47.5	41.4	0.0	11.1	134.1	-1.1
GEW-053	01/04/18	48.8	40.9	0.0	10.3	133.6	-1.1
GEW-053	01/08/18	47.8	42.5	0.0	9.7	137.3	-1.5
GEW-053	01/08/18	48.4	41.8	0.0	9.8	136.8	-1.3
GEW-053	01/19/18	49.0	41.2	0.0	9.8	139.9	-0.7
GEW-053	01/19/18	48.7	42.3	0.0	9.0	139.9	-0.8
GEW-053	01/22/18	48.0	42.6	0.0	9.4	139.3	-0.5
GEW-053	01/22/18	47.7	43.0	0.0	9.3	139.3	-0.5
GEW-053	02/01/18	49.0	40.1	0.0	10.9	134.4	-1.9
GEW-053	02/01/18	48.7	41.2	0.0	10.1	134.1	-1.9
GEW-053	02/06/18	49.4	39.6	0.0	11.0	134.7	-1.0
GEW-053	02/06/18	49.2	40.5	0.0	10.3	134.9	-1.0
GEW-053	02/12/18	47.7	39.1	0.0	13.2	135.6	-1.2
GEW-053	02/12/18	47.3	40.0	0.0	12.7	135.6	-1.2
GEW-053	02/19/18	48.0	41.2	0.0	10.8	136.6	-0.8
GEW-053	02/19/18	47.4	41.7	0.0	10.9	136.2	-0.8
GEW-053	02/26/18	46.7	39.9	0.0	13.4	136.5	-1.2
GEW-053	02/26/18	46.5	40.5	0.0	13.0	135.6	-1.0
GEW-053	03/05/18	48.8	39.9	0.0	11.3	135.6	0.2
GEW-053	03/05/18	48.2	41.0	0.0	10.8	136.8	0.1
GEW-053	03/06/18	50.1	39.5	0.0	10.4	135.6	-1.0
GEW-053	03/06/18	47.9	40.4	0.0	11.7	135.3	-0.8

# GEW-053 Wellhead Temperatures



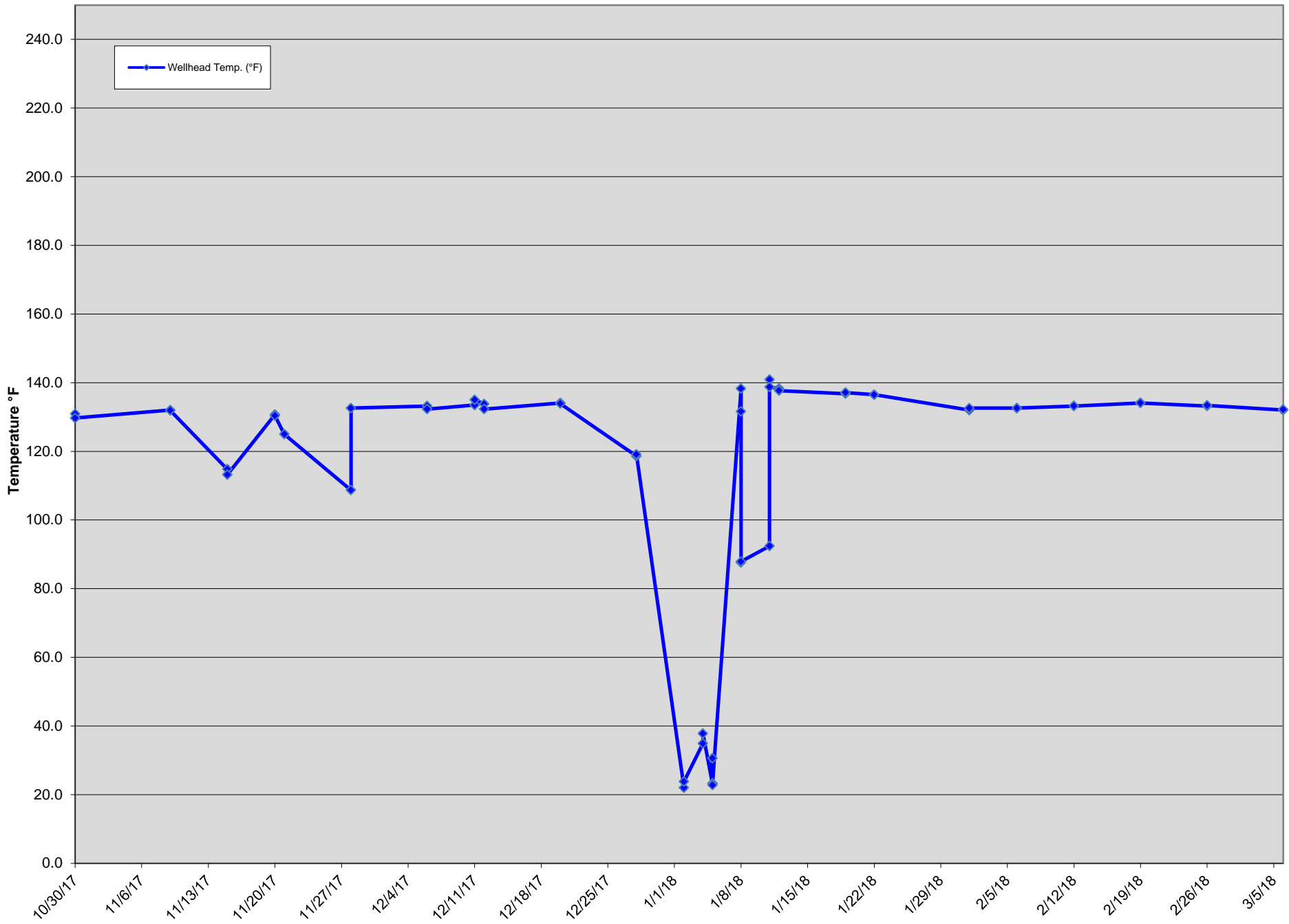
GEW ID#	Reading Date	CH4 (% Vol.)	CO2 (% Vol.)	Oxygen (% Vol.)	Balance (% Vol.)	Wellhead Temp. (°F)	Initial Static Pressure (In W.C.)
GEW-054	10/30/17	54.3	39.8	0.0	5.9	142.2	-3.9
GEW-054	10/30/17	52.9	42.2	0.0	4.9	142.2	-3.9
GEW-054	11/09/17	51.8	45.7	0.0	2.5	142.9	-3.8
GEW-054	11/09/17	51.6	41.4	0.0	7.0	143.2	-3.8
GEW-054	11/15/17	55.6	39.3	0.0	5.1	141.5	-3.9
GEW-054	11/15/17	53.7	42.4	0.0	3.9	141.9	-4.2
GEW-054	11/16/17	54.0	41.3	0.0	4.7	141.9	-4.3
GEW-054	11/16/17	53.6	41.6	0.0	4.8	142.0	-4.3
GEW-054	11/20/17	54.2	38.5	0.0	7.3	141.2	-3.8
GEW-054	11/20/17	53.1	41.2	0.0	5.7	141.2	-3.8
GEW-054	11/28/17	54.3	39.0	0.0	6.7	142.2	-4.2
GEW-054	11/28/17	53.2	41.3	0.0	5.5	142.0	-4.2
GEW-054	12/06/17	51.9	40.3	0.0	7.8	142.2	-4.4
GEW-054	12/06/17	52.5	42.9	0.0	4.6	142.2	-4.4
GEW-054	12/11/17	55.2	40.8	0.0	4.0	141.9	-3.6
GEW-054	12/11/17	54.0	43.2	0.0	2.8	141.9	-3.6
GEW-054	12/12/17	56.1	35.8	0.0	8.1	141.9	-4.1
GEW-054	12/12/17	54.0	41.8	0.0	4.2	141.9	-4.2
GEW-054	12/20/17	52.5	41.5	0.0	6.0	144.2	-4.3
GEW-054	12/20/17	52.4	42.4	0.0	5.2	144.2	-4.3
GEW-054	12/28/17	55.1	39.5	0.0	5.4	140.6	-4.3
GEW-054	12/28/17	54.5	40.4	0.0	5.1	140.6	-4.3
GEW-054	01/04/18	52.8	41.3	0.0	5.9	141.3	-4.4
GEW-054	01/04/18	53.5	41.8	0.0	4.7	141.3	-4.4
GEW-054	01/09/18	57.1	38.2	0.0	4.7	141.3	-4.5
GEW-054	01/09/18	54.6	41.7	0.0	3.7	142.2	-4.5
GEW-054	01/19/18	53.2	41.8	0.0	5.0	141.5	-4.3
GEW-054	01/19/18	53.3	42.1	0.0	4.6	141.5	-4.3
GEW-054	01/22/18	51.9	42.7	0.0	5.4	142.9	-3.5
GEW-054	01/22/18	51.8	42.9	0.0	5.3	142.9	-3.5
GEW-054	02/01/18	51.7	41.7	0.0	6.6	142.9	-4.4
GEW-054	02/01/18	51.9	41.6	0.0	6.5	142.9	-4.4
GEW-054	02/06/18	53.0	40.4	0.0	6.6	143.2	-3.6
GEW-054	02/06/18	53.0	40.8	0.0	6.2	143.2	-3.5
GEW-054	02/12/18	52.2	41.5	0.0	6.3	141.1	-4.2
GEW-054	02/12/18	52.0	41.6	0.0	6.4	141.2	-4.3
GEW-054	02/19/18	51.8	42.6	0.0	5.6	142.9	-3.4
GEW-054	02/19/18	51.5	42.6	0.0	5.9	142.9	-3.4
GEW-054	02/26/18	49.9	40.7	0.0	9.4	143.5	-3.6
GEW-054	02/26/18	49.9	41.4	0.0	8.7	143.7	-3.5
GEW-054	03/05/18	51.8	40.1	0.0	8.1	142.6	-2.9
GEW-054	03/05/18	51.9	40.4	0.0	7.7	142.5	-2.9

# GEW-054 Wellhead Temperatures



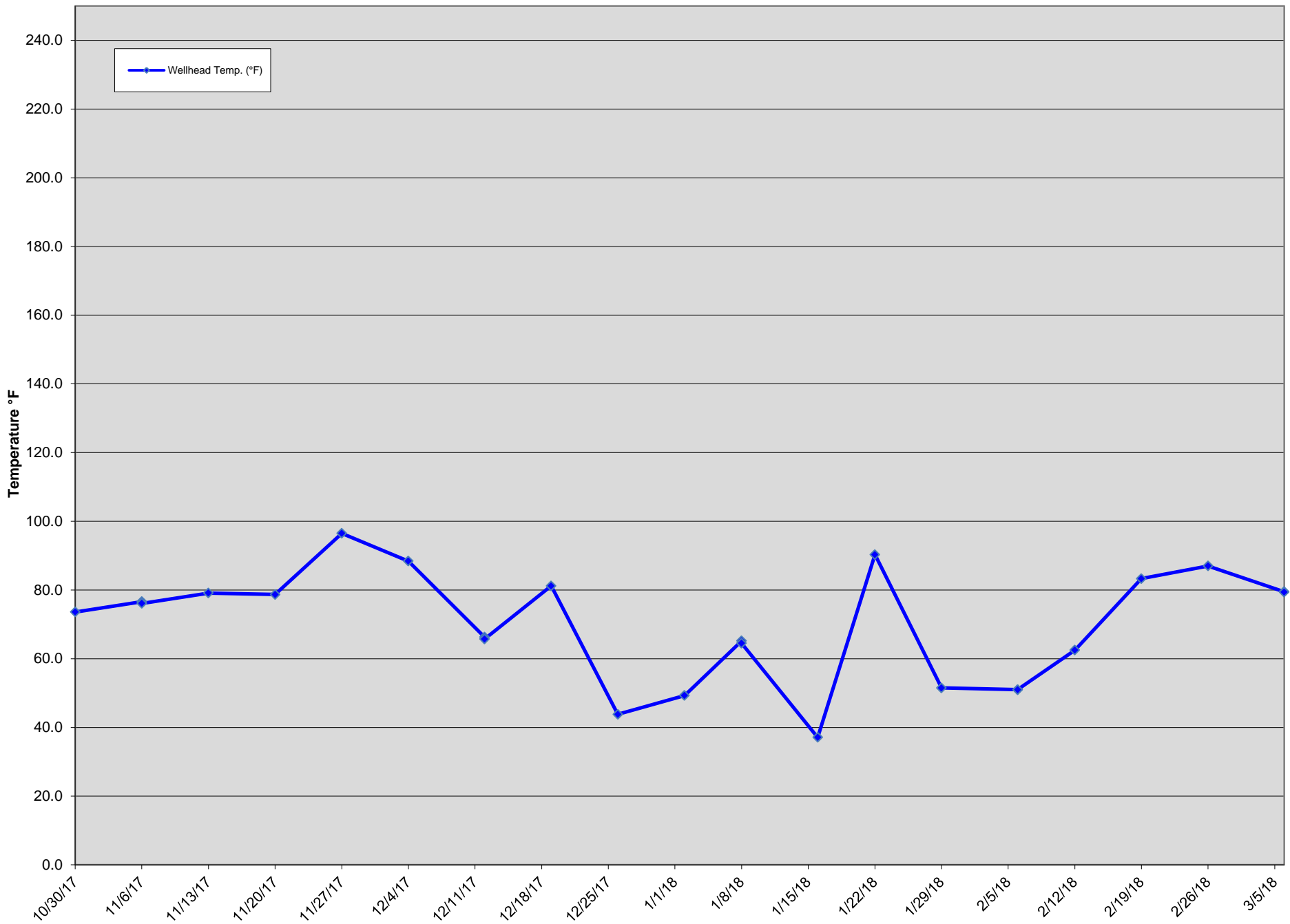
GEW ID#	Reading Date	CH4 (% Vol.)	CO2 (% Vol.)	Oxygen (% Vol.)	Balance (% Vol.)	Wellhead Temp. (°F)	Initial Static Pressure (In W.C.)
GEW-055	10/30/17	52.0	42.5	0.2	5.3	130.9	-1.1
GEW-055	10/30/17	51.3	42.9	0.2	5.6	129.7	-1.0
GEW-055	11/09/17	52.1	40.5	0.1	7.3	132.0	-0.5
GEW-055	11/09/17	51.1	44.7	0.1	4.1	131.9	-0.5
GEW-055	11/15/17	51.9	42.2	0.1	5.8	114.8	-0.5
GEW-055	11/15/17	51.8	43.1	0.1	5.0	113.2	-0.4
GEW-055	11/20/17	48.8	39.5	0.0	11.7	130.7	0.1
GEW-055	11/20/17	48.3	40.9	0.0	10.8	130.4	0.1
GEW-055	11/21/17	49.9	41.0	0.0	9.1	125.0	-0.3
GEW-055	11/28/17	50.6	39.6	0.0	9.8	108.7	0.1
GEW-055	11/28/17	49.6	42.2	0.0	8.2	132.6	-0.4
GEW-055	12/06/17	51.6	41.6	0.1	6.7	133.2	-0.9
GEW-055	12/06/17	51.4	42.2	0.2	6.2	132.3	-0.8
GEW-055	12/11/17	53.4	42.7	0.0	3.9	133.5	0.1
GEW-055	12/11/17	53.3	43.4	0.0	3.3	135.0	-0.3
GEW-055	12/12/17	53.1	40.9	0.3	5.7	133.8	-1.0
GEW-055	12/12/17	53.4	41.7	0.4	4.5	132.3	-0.8
GEW-055	12/20/17	51.1	41.2	0.1	7.6	134.1	-1.2
GEW-055	12/20/17	51.4	41.4	0.0	7.2	133.9	-1.2
GEW-055	12/28/17	51.7	41.4	0.0	6.9	118.6	0.1
GEW-055	12/28/17	51.6	41.7	0.0	6.7	119.1	0.1
GEW-055	01/02/18	53.5	35.4	0.0	11.1	22.0	0.6
GEW-055	01/02/18	51.0	41.3	0.0	7.7	23.8	0.6
GEW-055	01/04/18	49.5	41.0	0.0	9.5	34.9	0.3
GEW-055	01/04/18	49.4	42.0	0.0	8.6	37.8	0.3
GEW-055	01/05/18	50.8	41.8	0.1	7.3	23.1	0.1
GEW-055	01/05/18	50.2	42.7	0.0	7.1	23.3	0.1
GEW-055	01/05/18	54.3	36.7	0.0	9.0	30.6	0.1
GEW-055	01/05/18	49.4	42.2	0.0	8.4	22.8	0.0
GEW-055	01/08/18	50.1	40.6	0.5	8.8	138.3	-2.4
GEW-055	01/08/18	50.0	41.3	0.4	8.3	131.6	-1.2
GEW-055	01/08/18	52.0	40.4	0.0	7.6	87.6	-0.3
GEW-055	01/08/18	49.7	40.3	0.0	10.0	87.9	-0.3
GEW-055	01/11/18	48.5	45.6	0.0	5.9	92.4	0.5
GEW-055	01/11/18	49.5	44.6	0.0	5.9	140.9	-1.0
GEW-055	01/11/18	49.1	43.8	0.4	6.7	138.7	-1.0
GEW-055	01/12/18	51.3	39.9	0.3	8.5	138.3	-1.3
GEW-055	01/12/18	51.5	40.5	0.2	7.8	137.7	-1.4
GEW-055	01/19/18	51.3	41.7	0.0	7.0	136.8	-1.0
GEW-055	01/19/18	51.6	41.2	0.0	7.2	137.1	-0.5
GEW-055	01/22/18	48.4	41.7	0.0	9.9	136.5	-0.6
GEW-055	01/22/18	48.4	42.1	0.0	9.5	136.5	-0.7
GEW-055	02/01/18	49.4	37.6	0.3	12.7	132.0	-1.1
GEW-055	02/01/18	48.6	38.2	0.3	12.9	132.6	-1.1
GEW-055	02/06/18	48.4	39.9	0.1	11.6	132.6	-0.9
GEW-055	02/06/18	48.2	39.4	0.2	12.2	132.6	-1.0
GEW-055	02/12/18	47.8	39.4	0.2	12.6	133.2	-1.1
GEW-055	02/12/18	47.7	39.3	0.1	12.9	133.2	-1.0
GEW-055	02/19/18	46.7	40.2	0.2	12.9	134.1	-1.0
GEW-055	02/19/18	46.6	40.6	0.3	12.5	134.1	-1.0
GEW-055	02/26/18	45.5	39.6	0.3	14.6	133.2	-1.1
GEW-055	02/26/18	45.6	39.9	0.3	14.2	133.4	-1.1
GEW-055	03/06/18	46.5	38.8	0.3	14.4	132.0	-1.0
GEW-055	03/06/18	47.3	37.7	0.6	14.4	132.2	-1.0

# GEW-055 Wellhead Temperatures



GEW ID#	Reading Date	CH4 (% Vol.)	CO2 (% Vol.)	Oxygen (% Vol.)	Balance (% Vol.)	Wellhead Temp. (°F)	Initial Static Pressure (In W.C.)
GEW-056R	10/30/17	33.5	49.7	0.0	16.8	73.6	-0.7
GEW-056R	11/06/17	31.9	47.0	0.0	21.1	76.6	-0.6
GEW-056R	11/06/17	32.9	45.1	0.0	22.0	76.1	-0.7
GEW-056R	11/13/17	28.3	56.7	0.0	15.0	79.1	-0.4
GEW-056R	11/20/17	30.7	50.3	0.0	19.0	78.7	-0.5
GEW-056R	11/27/17	29.5	51.9	0.0	18.6	96.5	-0.5
GEW-056R	12/04/17	28.6	53.1	0.0	18.3	88.4	-0.5
GEW-056R	12/12/17	29.4	46.7	0.0	23.9	66.3	-0.5
GEW-056R	12/12/17	28.4	47.4	0.0	24.2	65.7	-0.5
GEW-056R	12/19/17	28.9	49.6	0.0	21.5	81.2	-0.5
GEW-056R	12/26/17	28.7	47.9	0.0	23.4	43.8	-0.7
GEW-056R	01/02/18	26.1	50.4	0.0	23.5	49.3	-0.4
GEW-056R	01/08/18	26.9	47.9	0.0	25.2	65.2	-0.5
GEW-056R	01/08/18	27.6	47.3	0.0	25.1	64.5	-0.4
GEW-056R	01/16/18	25.2	48.7	0.0	26.1	37.1	-0.6
GEW-056R	01/22/18	31.3	44.3	0.0	24.4	90.3	-0.5
GEW-056R	01/29/18	26.9	44.2	0.0	28.9	51.5	-0.6
GEW-056R	02/06/18	29.4	43.2	0.0	27.4	51.0	-0.6
GEW-056R	02/06/18	29.6	45.5	0.0	24.9	51.0	-0.6
GEW-056R	02/12/18	26.5	48.9	0.0	24.6	62.5	-0.6
GEW-056R	02/19/18	27.9	48.7	0.0	23.4	83.3	-0.6
GEW-056R	02/26/18	27.0	45.8	0.0	27.2	87.0	-0.5
GEW-056R	03/06/18	28.7	45.0	0.0	26.3	79.5	-0.4
GEW-056R	03/06/18	29.7	41.4	0.0	28.9	79.4	-0.4

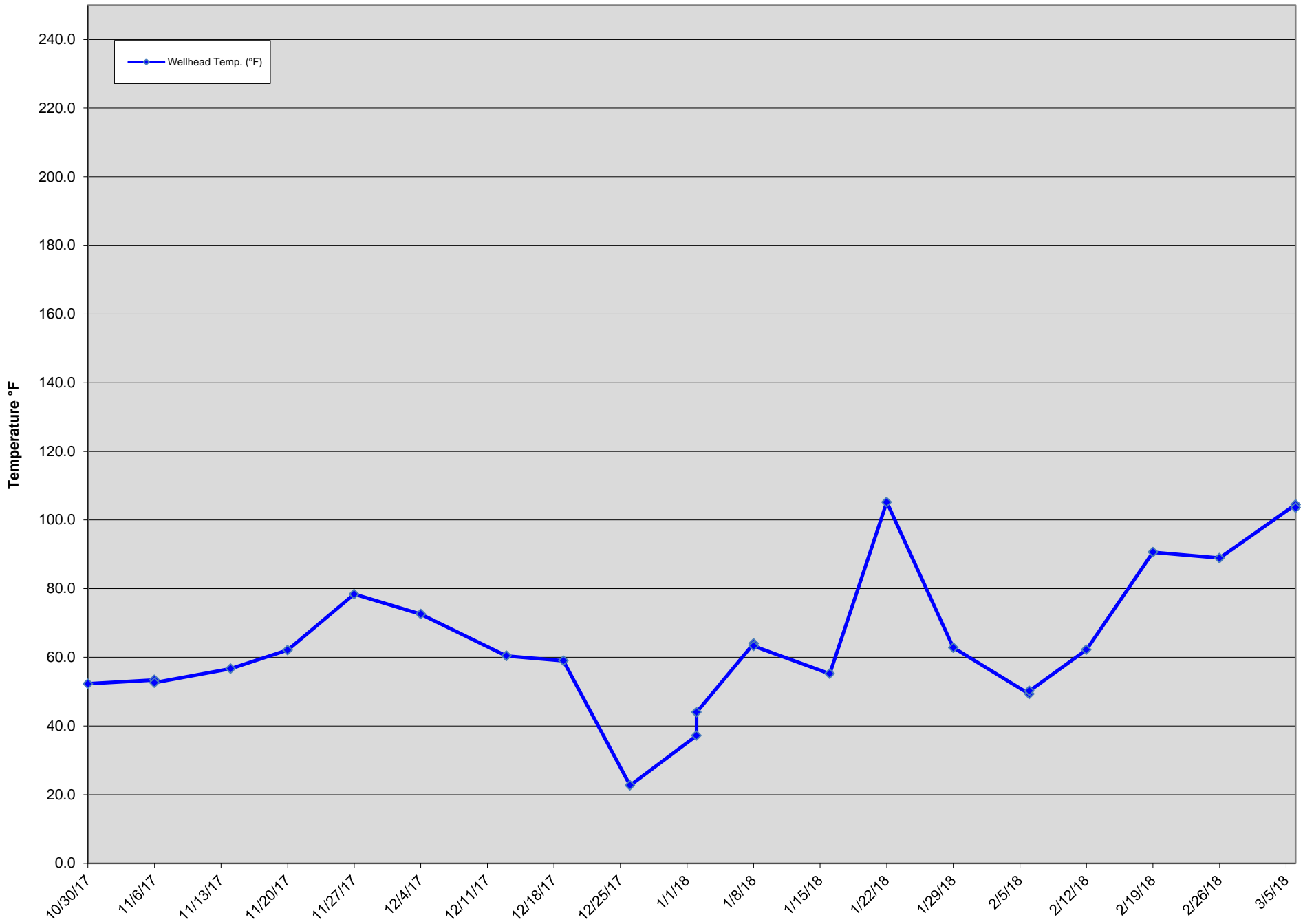
# GEW-056R Wellhead Temperatures





GEW ID#	Reading Date	CH4 (% Vol.)	CO2 (% Vol.)	Oxygen (% Vol.)	Balance (% Vol.)	Wellhead Temp. (°F)	Initial Static Pressure (In W.C.)
GEW-109	10/30/17	35.4	42.8	0.1	21.7	52.3	-6.5
GEW-109	11/06/17	36.2	40.6	0.0	23.2	53.4	-6.3
GEW-109	11/06/17	35.8	40.5	0.0	23.7	52.6	-6.4
GEW-109	11/14/17	31.8	44.0	0.0	24.2	56.7	-4.9
GEW-109	11/20/17	32.7	41.1	0.0	26.2	62.1	-5.4
GEW-109	11/27/17	32.1	41.4	0.0	26.5	78.4	-5.9
GEW-109	12/04/17	31.7	41.2	0.0	27.1	72.6	-6.9
GEW-109	12/13/17	31.7	38.6	0.0	29.7	60.4	-6.0
GEW-109	12/13/17	30.6	40.3	0.0	29.1	60.4	-6.3
GEW-109	12/19/17	31.8	40.6	0.0	27.6	59.0	-5.9
GEW-109	12/26/17	32.4	38.4	0.0	29.2	22.7	-6.7
GEW-109	01/02/18	20.0	34.4	5.9	39.7	37.2	-4.0
GEW-109	01/02/18	22.7	37.5	3.1	36.7	44.0	-12.8
GEW-109	01/08/18	24.2	37.0	2.2	36.6	64.0	-14.0
GEW-109	01/08/18	24.2	37.2	3.1	35.5	63.3	-14.1
GEW-109	01/16/18	19.3	39.1	0.0	41.6	55.2	-11.3
GEW-109	01/22/18	18.6	42.1	0.0	39.3	105.2	-12.3
GEW-109	01/29/18	15.4	34.8	0.0	49.8	62.8	-15.5
GEW-109	02/06/18	16.4	38.1	0.0	45.5	49.3	-15.7
GEW-109	02/06/18	16.4	36.5	0.0	47.1	50.2	-15.7
GEW-109	02/12/18	17.8	33.2	0.0	49.0	62.2	-14.2
GEW-109	02/19/18	17.8	41.0	0.0	41.2	90.6	-12.3
GEW-109	02/26/18	16.7	36.6	0.2	46.5	88.9	-12.5
GEW-109	03/06/18	18.8	47.4	0.0	33.8	104.5	-9.3
GEW-109	03/06/18	19.7	43.9	0.0	36.4	103.6	-9.5

# GEW-109 Wellhead Temperatures



GEW ID#	Reading Date	CH4 (% Vol.)	CO2 (% Vol.)	Oxygen (% Vol.)	Balance (% Vol.)	Wellhead Temp. (°F)	Initial Static Pressure (In W.C.)
GEW-110	10/30/17	12.8	27.6	9.7	49.9	60.1	-0.3
GEW-110	10/30/17	7.1	21.8	12.7	58.4	66.8	-0.2
GEW-110	11/06/17	8.8	20.5	14.3	56.4	51.7	0.3
GEW-110	11/06/17	7.8	17.1	14.9	60.2	50.4	-0.1
GEW-110	11/13/17	16.6	54.4	0.0	29.0	66.1	-0.3
GEW-110	11/20/17	14.5	50.0	0.0	35.5	55.5	-0.2
GEW-110	11/27/17	15.9	48.7	0.2	35.2	70.0	-0.2
GEW-110	12/04/17	15.4	50.4	0.0	34.2	67.5	-0.2
GEW-110	12/12/17	13.2	42.0	3.3	41.5	50.2	-0.1
GEW-110	12/12/17	11.1	41.0	3.8	44.1	51.1	-0.2
GEW-110	12/19/17	13.5	49.2	0.7	36.6	64.1	-0.2
GEW-110	12/26/17	10.7	35.7	6.0	47.6	18.3	-0.5
GEW-110	12/26/17	9.8	36.8	6.2	47.2	16.7	-0.3
GEW-110	01/02/18	13.8	45.6	0.0	40.6	16.5	0.1
GEW-110	01/02/18	12.4	48.3	0.0	39.3	22.2	-0.3
GEW-110	01/08/18	8.5	22.5	15.9	53.1	44.4	-0.4
GEW-110	01/08/18	7.9	21.9	15.9	54.3	46.7	-0.3
GEW-110	01/16/18	14.2	33.3	6.4	46.1	26.9	-0.6
GEW-110	01/16/18	12.8	33.7	7.0	46.5	27.3	-0.3
GEW-110	01/22/18	11.5	35.4	8.1	45.0	75.0	-0.2
GEW-110	01/22/18	11.9	35.0	8.0	45.1	75.0	-0.2
GEW-110	01/29/18	9.4	29.8	10.9	49.9	42.1	-0.2
GEW-110	01/29/18	9.1	29.4	11.1	50.4	35.4	-0.1
GEW-110	02/06/18	13.3	53.3	0.0	33.4	22.8	-0.5
GEW-110	02/06/18	14.4	52.2	0.4	33.0	25.7	-0.5
GEW-110	02/12/18	9.9	27.9	9.9	52.3	24.3	-0.6
GEW-110	02/12/18	9.0	30.9	9.8	50.3	25.6	-0.4
GEW-110	02/19/18	12.4	51.6	0.0	36.0	62.1	0.2
GEW-110	02/19/18	11.8	52.9	0.0	35.3	65.1	-0.2
GEW-110	02/26/18	11.0	25.1	11.0	52.9	48.2	0.7
GEW-110	02/26/18	11.9	24.8	10.1	53.2	48.1	-0.1
GEW-110	03/06/18	20.1	50.9	0.0	29.0	48.8	0.2
GEW-110	03/06/18	20.1	51.8	0.0	28.1	53.7	-0.2
GEW-110	03/06/18	21.0	46.8	1.1	31.1	57.2	-0.2

# GEW-110 Wellhead Temperatures

