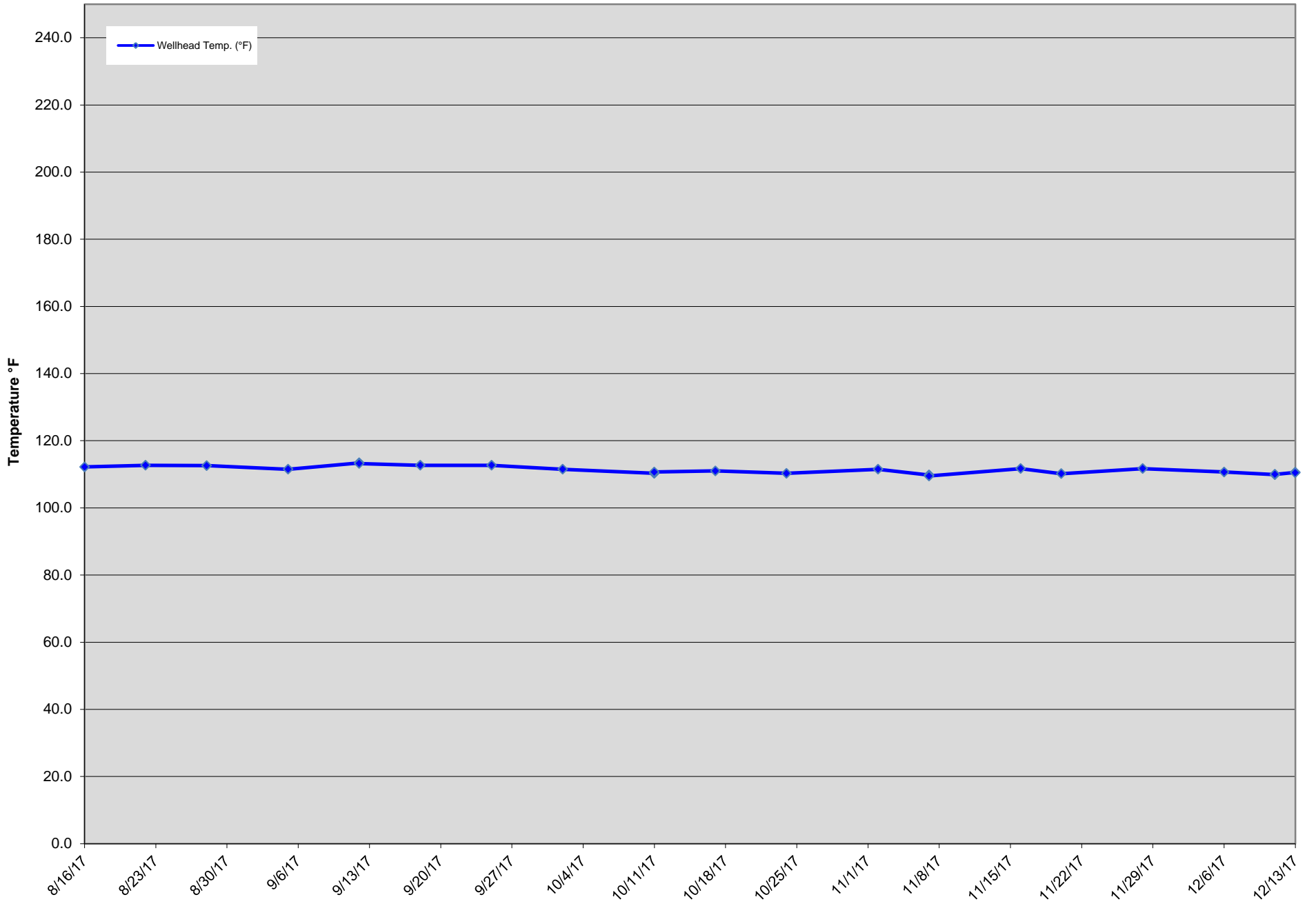


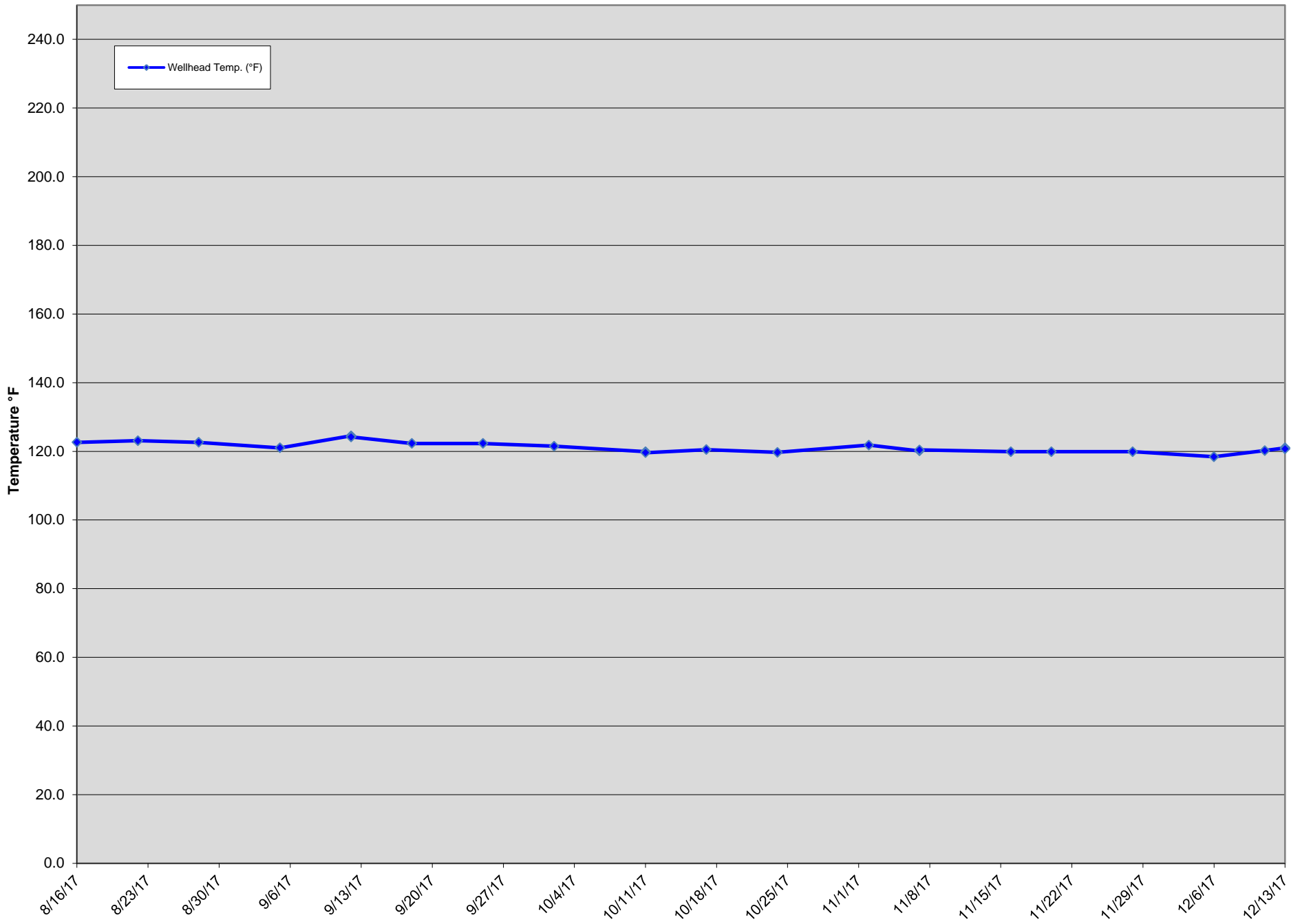
GEW ID#	Reading Date	CH4 (% Vol.)	CO2 (% Vol.)	Oxygen (% Vol.)	Balance (% Vol.)	Wellhead Temp. (°F)	Initial Static Pressure (In W.C.)
GEW-008	08/16/17	53.5	39.1	0.0	7.4	112.2	-0.6
GEW-008	08/22/17	53.4	41.0	0.0	5.6	112.7	-0.2
GEW-008	08/28/17	53.3	40.9	0.0	5.8	112.6	-0.4
GEW-008	09/05/17	54.8	38.6	0.0	6.6	111.5	-0.7
GEW-008	09/12/17	53.1	38.2	0.0	8.7	113.4	-0.1
GEW-008	09/12/17	50.9	42.9	0.0	6.2	113.2	-0.1
GEW-008	09/18/17	52.2	41.8	0.0	6.0	112.7	-0.5
GEW-008	09/25/17	53.3	41.9	0.0	4.8	112.7	-0.6
GEW-008	10/02/17	54.2	38.9	0.0	6.9	111.5	-0.8
GEW-008	10/11/17	53.8	41.2	0.0	5.0	110.3	-1.0
GEW-008	10/11/17	52.0	43.7	0.0	4.3	110.7	-1.0
GEW-008	10/17/17	53.4	41.7	0.0	4.9	111.0	-0.7
GEW-008	10/24/17	52.9	42.3	0.0	4.8	110.3	-0.9
GEW-008	11/02/17	53.9	39.6	0.0	6.5	111.5	-0.5
GEW-008	11/07/17	54.1	42.0	0.0	3.9	109.8	-0.5
GEW-008	11/07/17	52.9	41.2	0.0	5.9	109.5	-0.4
GEW-008	11/16/17	54.4	39.7	0.0	5.9	111.7	-0.5
GEW-008	11/20/17	53.1	41.5	0.0	5.4	110.2	-0.6
GEW-008	11/28/17	54.7	39.2	0.0	6.1	111.7	-0.7
GEW-008	12/06/17	54.8	40.5	0.0	4.7	110.7	-0.9
GEW-008	12/11/17	54.2	41.5	0.0	4.3	109.9	0.0
GEW-008	12/11/17	53.2	44.3	0.0	2.5	110.0	0.0
GEW-008	12/13/17	53.1	42.9	0.0	4.0	110.6	-0.3
GEW-008	12/13/17	53.0	42.9	0.0	4.1	110.5	-0.4

GEW-008 Wellhead Temperatures



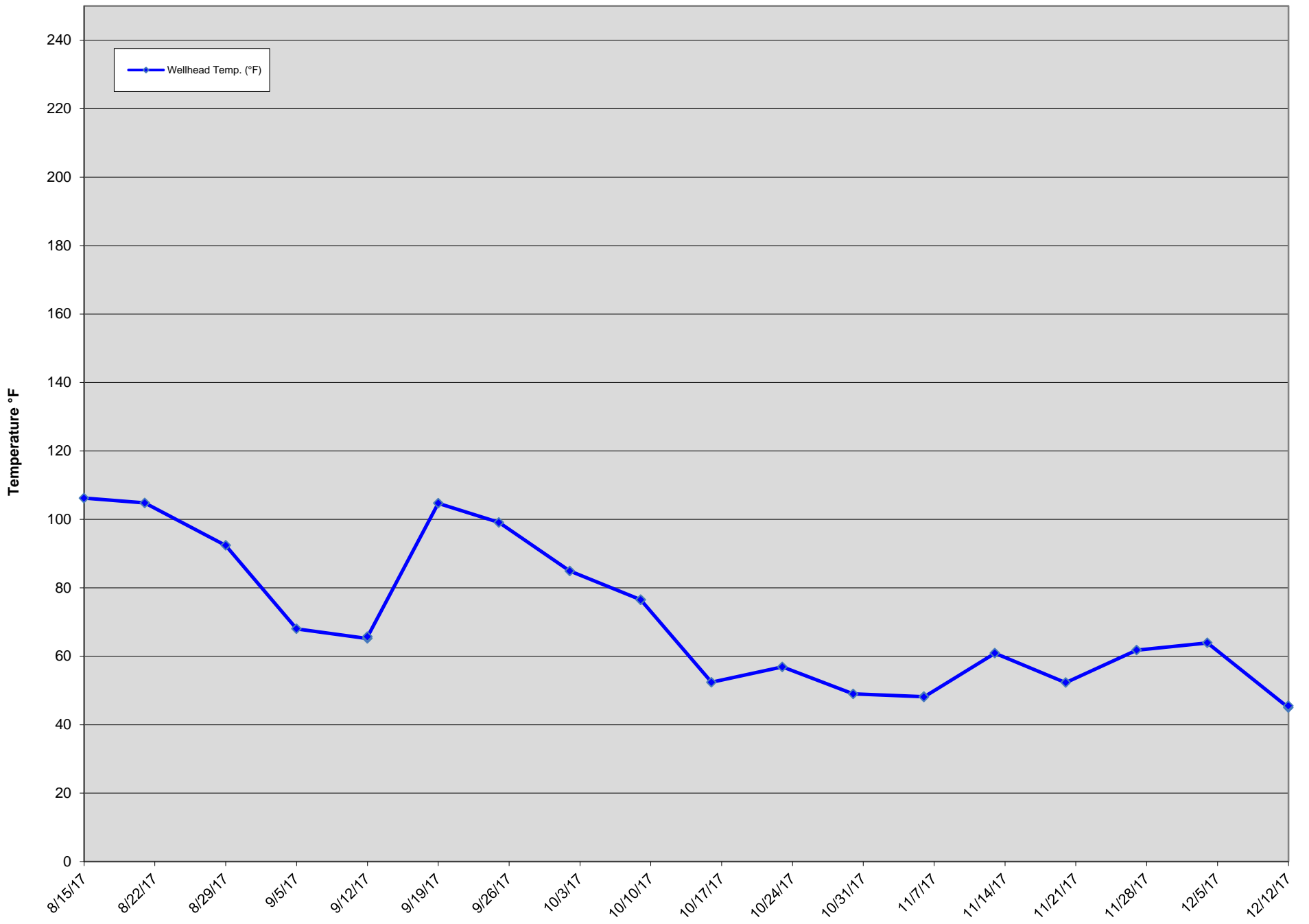
GEW ID#	Reading Date	CH4 (% Vol.)	CO2 (% Vol.)	Oxygen (% Vol.)	Balance (% Vol.)	Wellhead Temp. (°F)	Initial Static Pressure (In W.C.)
GEW-009	08/16/17	51.6	40.5	0.0	7.9	122.6	-0.4
GEW-009	08/22/17	51.0	41.3	0.0	7.7	123.1	-0.1
GEW-009	08/28/17	51.5	41.0	0.0	7.5	122.6	-0.3
GEW-009	09/05/17	52.0	41.4	0.0	6.6	121.0	-0.5
GEW-009	09/12/17	51.4	41.0	0.0	7.6	124.5	-0.1
GEW-009	09/12/17	50.5	38.4	0.0	11.1	124.2	-0.1
GEW-009	09/18/17	50.6	41.4	0.0	8.0	122.3	-0.3
GEW-009	09/25/17	53.1	41.9	0.0	5.0	122.3	-0.4
GEW-009	10/02/17	51.2	40.8	0.0	8.0	121.5	-0.5
GEW-009	10/11/17	49.5	40.5	0.0	10.0	119.9	-0.6
GEW-009	10/11/17	49.9	39.4	0.0	10.7	119.6	-0.6
GEW-009	10/17/17	48.7	39.9	0.1	11.3	120.5	-0.4
GEW-009	10/24/17	52.1	39.9	0.2	7.8	119.7	-0.6
GEW-009	11/02/17	51.8	38.3	0.1	9.8	121.8	-0.5
GEW-009	11/07/17	49.2	40.7	0.0	10.1	120.1	-0.3
GEW-009	11/07/17	50.7	37.8	0.0	11.5	120.4	-0.3
GEW-009	11/16/17	49.1	40.0	0.0	10.9	119.9	-0.4
GEW-009	11/20/17	48.3	40.0	0.0	11.7	119.9	-0.4
GEW-009	11/28/17	47.9	39.8	0.0	12.3	119.9	-0.4
GEW-009	12/06/17	46.9	39.0	0.0	14.1	118.4	-0.5
GEW-009	12/11/17	51.5	41.8	0.0	6.7	120.2	-0.1
GEW-009	12/13/17	49.7	39.1	0.0	11.2	121.0	-0.3
GEW-009	12/13/17	48.9	40.2	0.0	10.9	120.7	-0.3

GEW-009 Wellhead Temperatures



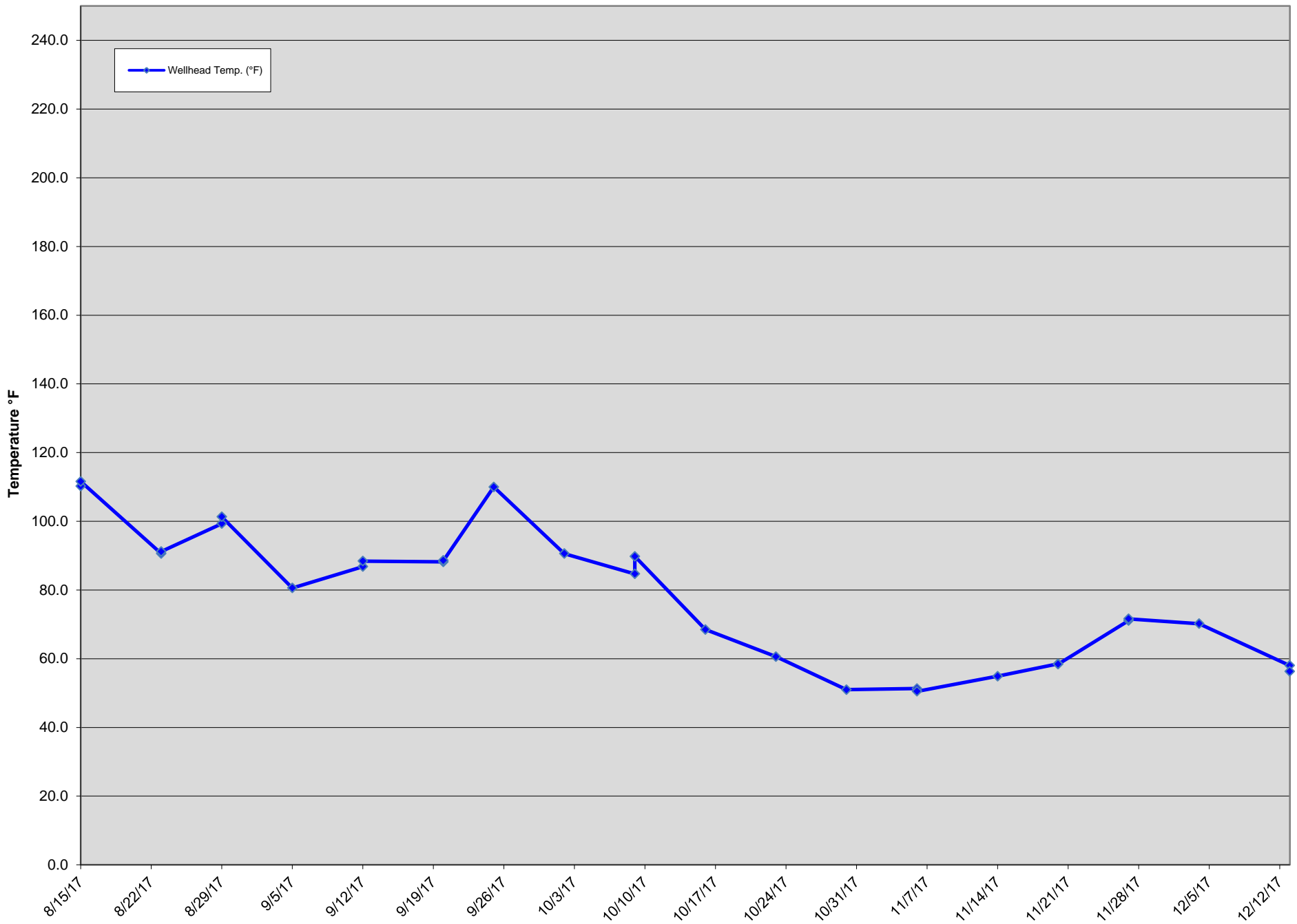
GEW ID#	Reading Date	CH4 (% Vol.)	CO2 (% Vol.)	Oxygen (% Vol.)	Balance (% Vol.)	Wellhead Temp. (°F)	Initial Static Pressure (In W.C.)
GEW-010	8/15/17	56.2	38.9	0.0	4.9	106.2	-1.1
GEW-010	8/21/17	57.1	38.6	0.0	4.3	104.8	-1.5
GEW-010	8/29/17	56.6	39.0	0.0	4.4	92.4	-0.8
GEW-010	9/5/17	57.2	39.8	0.0	3.0	68.0	-1.0
GEW-010	9/12/17	55.2	40.2	0.0	4.6	65.2	-0.8
GEW-010	9/12/17	53.8	39.2	0.0	7.0	65.7	-0.7
GEW-010	9/19/17	55.7	42.3	0.0	2.0	104.7	-0.5
GEW-010	9/25/17	52.6	45.7	0.0	1.7	99.1	-0.7
GEW-010	10/2/17	53.6	45.2	0.0	1.2	84.9	-0.7
GEW-010	10/9/17	55.2	38.9	0.0	5.9	76.5	-0.9
GEW-010	10/9/17	53.1	39.4	0.0	7.5	76.5	-0.9
GEW-010	10/16/17	59.0	38.9	0.0	2.1	52.4	-0.9
GEW-010	10/23/17	60.1	39.9	0.0	0.0	56.9	-0.9
GEW-010	10/30/17	59.7	40.2	0.1	0.0	49.0	-1.0
GEW-010	11/6/17	57.2	40.6	0.0	2.2	48.2	-0.7
GEW-010	11/6/17	57.1	38.9	0.0	4.0	48.1	-0.8
GEW-010	11/13/17	51.0	49.0	0.0	0.0	60.9	-0.3
GEW-010	11/20/17	57.7	38.2	0.1	4.0	52.3	-0.4
GEW-010	11/27/17	57.5	39.6	0.0	2.9	61.8	-0.5
GEW-010	12/4/17	55.3	42.2	0.1	2.4	63.9	-0.3
GEW-010	12/12/17	57.2	40.9	0.0	1.9	45.0	-0.4
GEW-010	12/12/17	56.9	40.0	0.0	3.1	45.5	-0.4

GEW-010 Wellhead Temperatures



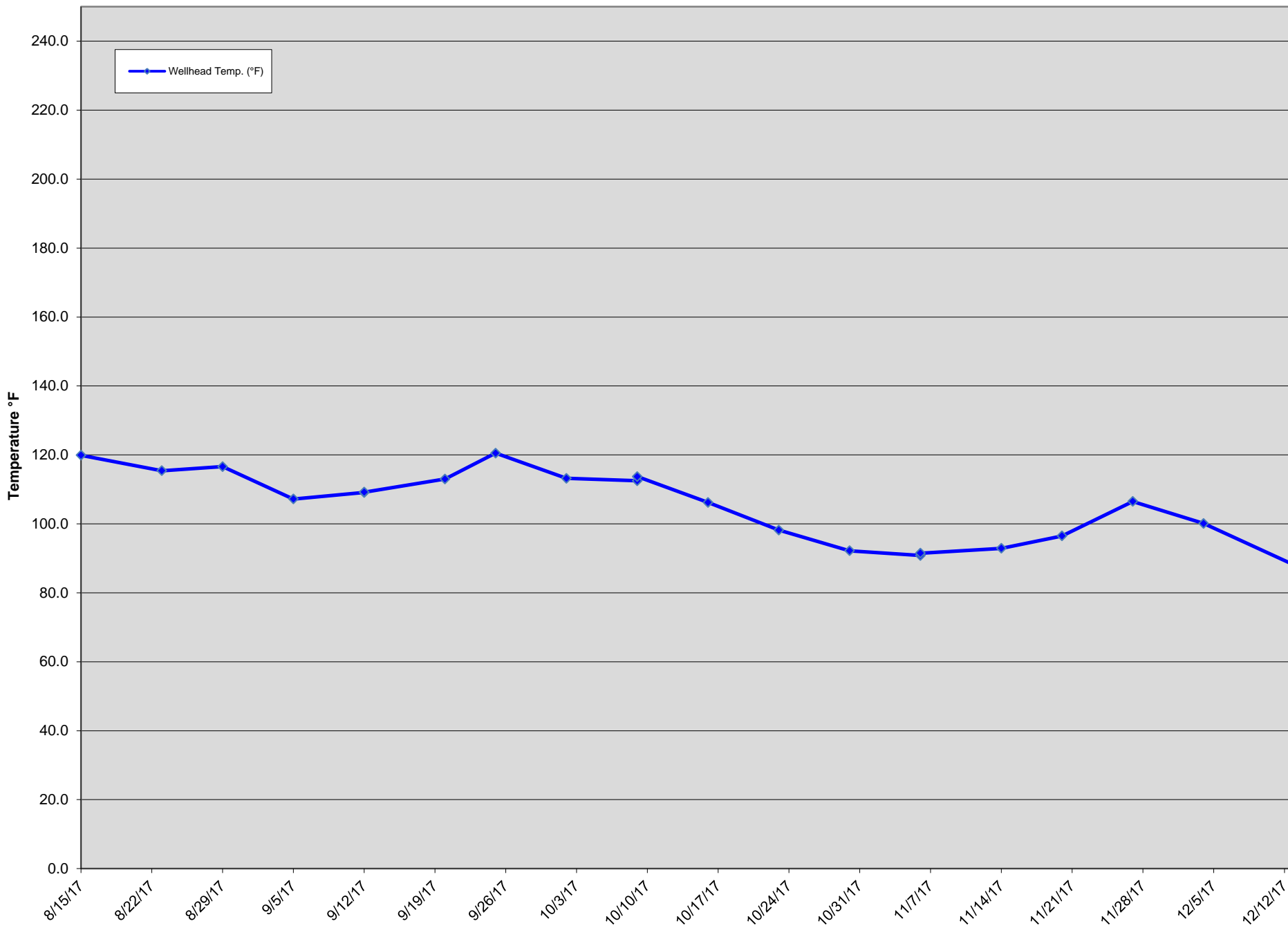
GEW ID#	Reading Date	CH4 (% Vol.)	CO2 (% Vol.)	Oxygen (% Vol.)	Balance (% Vol.)	Wellhead Temp. (°F)	Initial Static Pressure (In W.C.)
GEW-038	08/15/17	1.4	55.7	0.0	42.9	110.2	0.6
GEW-038	08/15/17	1.0	57.9	0.0	41.1	111.6	0.1
GEW-038	08/23/17	1.7	37.6	8.4	52.3	90.6	-18.6
GEW-038	08/23/17	0.6	37.8	8.7	52.9	91.2	-18.5
GEW-038	08/29/17	0.6	38.6	8.2	52.6	99.3	-18.1
GEW-038	08/29/17	0.5	38.1	8.3	53.1	101.3	-14.7
GEW-038	09/05/17	0.7	49.8	3.5	46.0	80.6	-10.5
GEW-038	09/12/17	0.7	46.7	3.9	48.7	86.8	-11.7
GEW-038	09/12/17	0.3	50.4	3.4	45.9	88.4	-12.3
GEW-038	09/20/17	2.4	30.2	12.5	54.9	88.2	-10.7
GEW-038	09/20/17	0.9	30.3	12.2	56.6	88.6	-6.1
GEW-038	09/25/17	4.4	46.4	4.8	44.4	110.0	-1.6
GEW-038	10/02/17	6.8	50.3	3.9	39.0	90.6	-1.4
GEW-038	10/09/17	2.9	30.3	12.1	54.7	84.7	-0.1
GEW-038	10/09/17	0.9	19.5	14.3	65.3	89.8	-0.2
GEW-038	10/16/17	1.1	50.9	3.9	44.1	68.5	-1.2
GEW-038	10/23/17	1.2	57.8	1.1	39.9	60.6	-0.5
GEW-038	10/30/17	1.7	56.5	1.4	40.4	51.0	-0.7
GEW-038	11/06/17	1.0	52.7	1.3	45.0	51.3	-0.6
GEW-038	11/06/17	0.7	53.2	1.4	44.7	50.5	-0.7
GEW-038	11/14/17	1.5	61.1	0.0	37.4	54.9	-0.2
GEW-038	11/20/17	1.0	55.9	0.0	43.1	58.5	0.5
GEW-038	11/20/17	0.8	57.9	0.0	41.3	58.4	-3.6
GEW-038	11/27/17	0.6	34.3	9.0	56.1	71.1	-7.8
GEW-038	11/27/17	0.4	35.1	9.2	55.3	71.6	-5.3
GEW-038	12/04/17	0.9	52.6	1.2	45.3	70.2	-1.0
GEW-038	12/13/17	0.9	54.7	0.0	44.4	58.0	-0.1
GEW-038	12/13/17	0.6	55.1	0.0	44.3	56.3	-0.1

GEW-038 Wellhead Temperatures



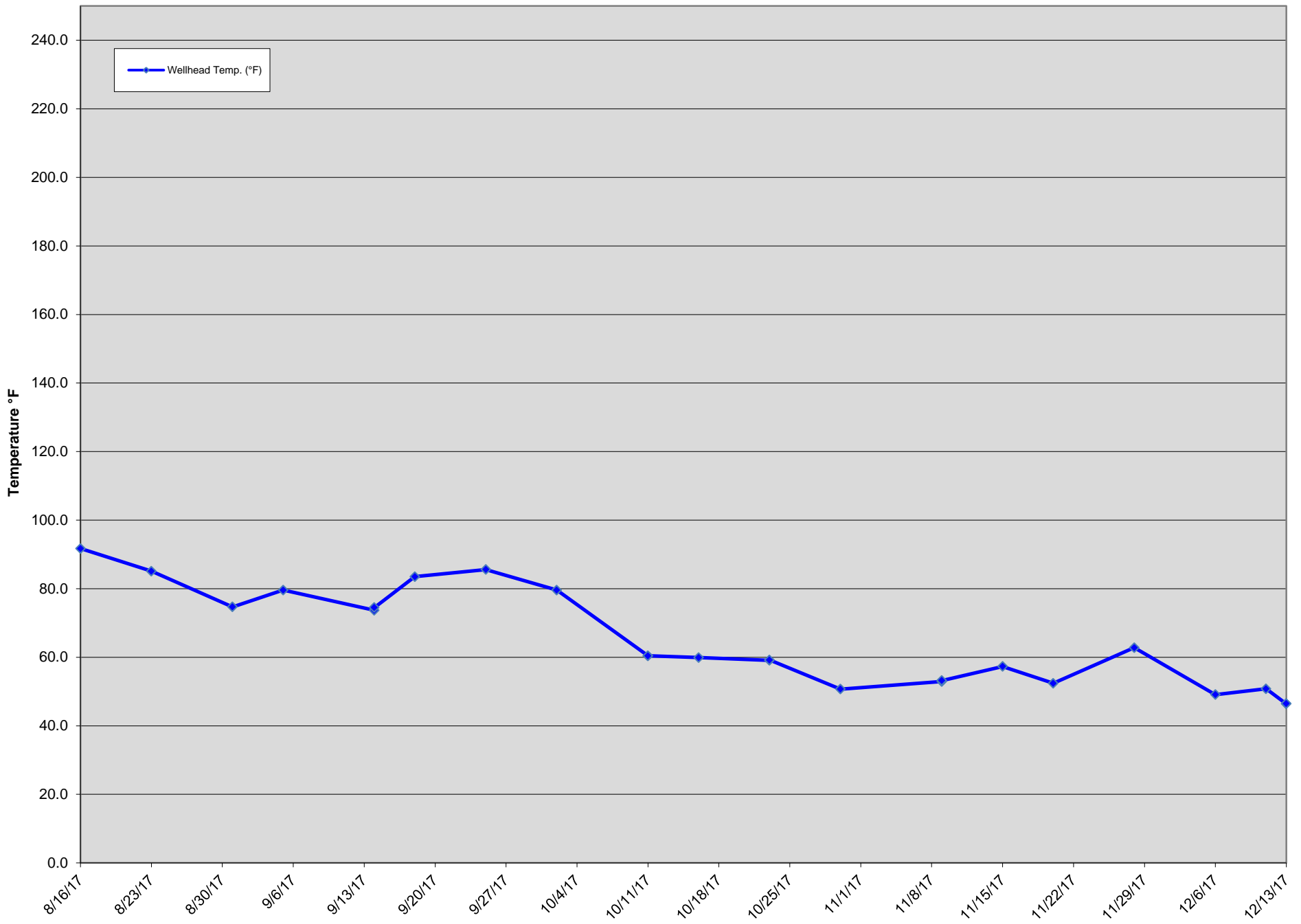
GEW ID#	Reading Date	CH4 (% Vol.)	CO2 (% Vol.)	Oxygen (% Vol.)	Balance (% Vol.)	Wellhead Temp. (°F)	Initial Static Pressure (In W.C.)
GEW-039	08/15/17	43.2	51.8	0.0	5.0	119.9	-0.3
GEW-039	08/23/17	44.2	51.4	0.0	4.4	115.4	-0.4
GEW-039	08/29/17	43.8	51.1	0.0	5.1	116.6	-0.3
GEW-039	09/05/17	44.9	51.2	0.0	3.9	107.2	-0.4
GEW-039	09/12/17	44.4	51.4	0.0	4.2	109.1	-0.3
GEW-039	09/12/17	44.8	50.9	0.0	4.3	109.2	-0.4
GEW-039	09/20/17	44.3	53.1	0.0	2.6	113.0	-0.7
GEW-039	09/25/17	43.9	51.0	0.0	5.1	120.5	-0.5
GEW-039	10/02/17	46.2	52.4	0.0	1.4	113.2	-0.4
GEW-039	10/09/17	44.8	51.4	0.0	3.8	112.5	-0.6
GEW-039	10/09/17	43.9	49.6	0.0	6.5	113.7	-0.3
GEW-039	10/16/17	45.9	50.9	0.0	3.2	106.2	-0.5
GEW-039	10/23/17	46.6	51.4	0.0	2.0	98.2	-0.7
GEW-039	10/30/17	46.6	50.9	0.0	2.5	92.2	-0.6
GEW-039	11/06/17	47.3	49.3	0.0	3.4	90.8	-0.6
GEW-039	11/06/17	47.3	47.3	0.0	5.4	91.5	-0.7
GEW-039	11/14/17	46.2	53.8	0.0	0.0	92.9	-0.5
GEW-039	11/20/17	46.1	49.1	0.0	4.8	96.5	-0.7
GEW-039	11/27/17	46.6	50.6	0.0	2.8	106.5	-0.6
GEW-039	12/04/17	46.8	50.1	0.0	3.1	100.1	-0.7
GEW-039	12/13/17	46.3	48.8	0.0	4.9	88.0	-0.6
GEW-039	12/13/17	47.8	47.7	0.0	4.5	89.1	-0.3

GEW-039 Wellhead Temperatures



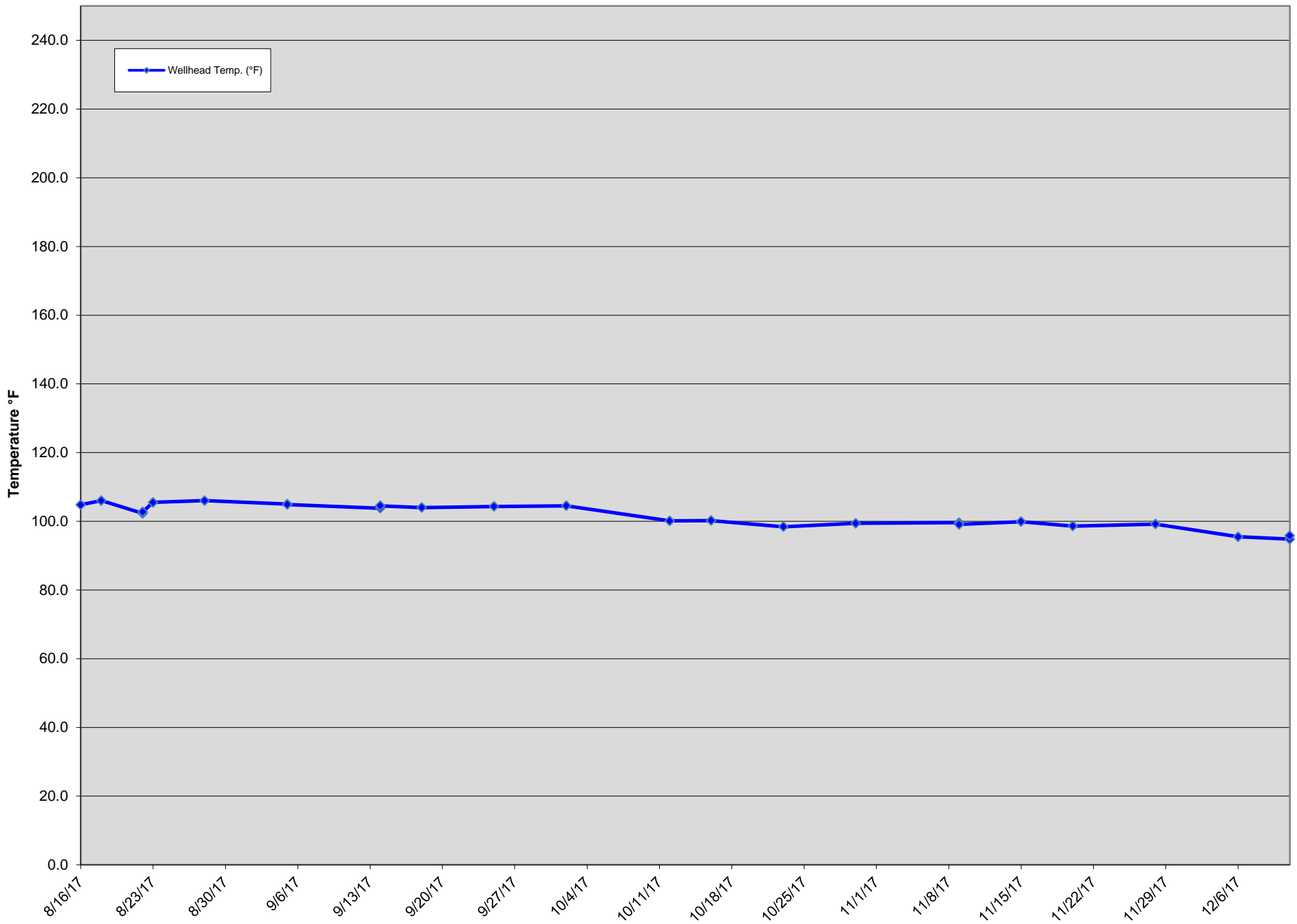
GEW ID#	Reading Date	CH4 (% Vol.)	CO2 (% Vol.)	Oxygen (% Vol.)	Balance (% Vol.)	Wellhead Temp. (°F)	Initial Static Pressure (In W.C.)
GEW-040	08/16/17	52.3	39.4	0.0	8.3	91.7	-0.4
GEW-040	08/23/17	55.6	40.3	0.0	4.1	85.1	-0.5
GEW-040	08/31/17	55.5	41.9	0.0	2.6	74.7	-0.5
GEW-040	09/05/17	53.6	40.7	0.0	5.7	79.6	-0.5
GEW-040	09/14/17	56.2	39.9	0.0	3.9	73.7	-0.6
GEW-040	09/14/17	55.7	38.4	0.0	5.9	74.5	-0.5
GEW-040	09/18/17	55.7	40.5	0.0	3.8	83.5	-0.5
GEW-040	09/25/17	58.2	41.8	0.0	0.0	85.6	-0.5
GEW-040	10/02/17	53.4	40.9	0.0	5.7	79.6	-0.5
GEW-040	10/11/17	55.2	41.0	0.3	3.5	60.4	-0.6
GEW-040	10/11/17	55.8	39.1	0.5	4.6	60.4	-0.6
GEW-040	10/16/17	54.7	42.8	0.0	2.5	59.9	-0.6
GEW-040	10/23/17	55.0	40.2	0.3	4.5	59.1	-0.5
GEW-040	10/23/17	56.1	40.7	0.1	3.1	59.2	-0.5
GEW-040	10/30/17	57.6	42.1	0.0	0.3	50.7	-0.6
GEW-040	11/09/17	56.6	40.8	0.0	2.6	52.9	-0.5
GEW-040	11/09/17	55.6	40.2	0.0	4.2	53.2	-0.6
GEW-040	11/15/17	51.4	42.6	0.0	6.0	57.3	-0.6
GEW-040	11/20/17	52.9	40.7	0.0	6.4	52.4	-0.5
GEW-040	11/28/17	55.2	42.0	0.0	2.8	62.8	-0.5
GEW-040	12/06/17	54.5	41.8	0.0	3.7	49.1	-0.6
GEW-040	12/11/17	55.4	41.7	0.0	2.9	50.8	-0.3
GEW-040	12/13/17	55.0	41.5	0.0	3.5	46.4	-0.5
GEW-040	12/13/17	57.1	40.7	0.0	2.2	46.5	-0.4

GEW-040 Wellhead Temperatures



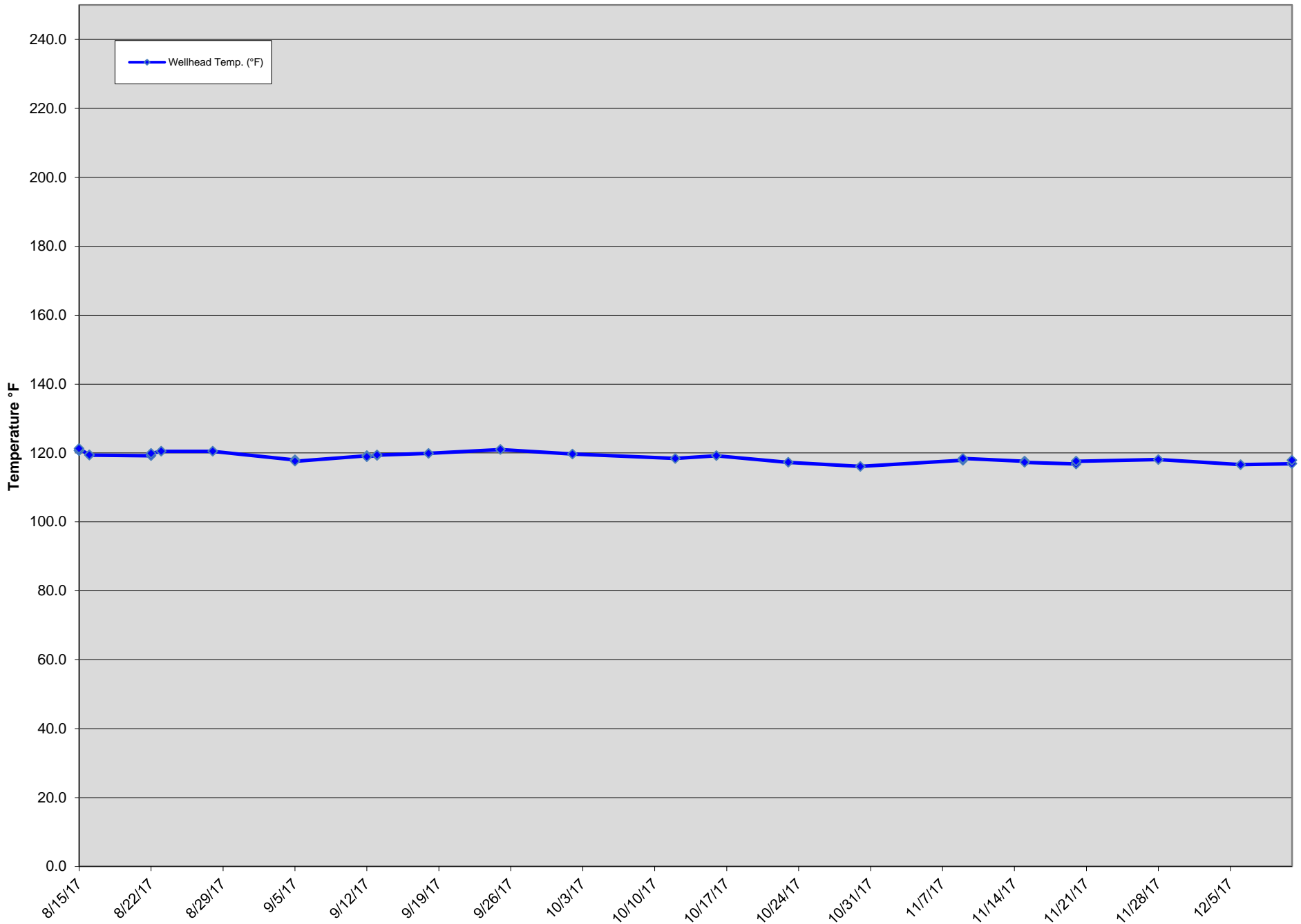
GEW ID#	Reading Date	CH4 (% Vol.)	CO2 (% Vol.)	Oxygen (% Vol.)	Balance (% Vol.)	Wellhead Temp. (°F)	Initial Static Pressure (In W.C.)
GEW-041R	08/16/17	56.3	38.7	0.0	5.0	104.8	-0.2
GEW-041R	08/18/17	56.1	36.4	0.1	7.4	106.0	-0.1
GEW-041R	08/22/17	51.6	41.1	0.0	7.3	102.3	0.1
GEW-041R	08/22/17	56.5	39.4	0.0	4.1	102.7	0.0
GEW-041R	08/23/17	54.2	39.1	0.0	6.7	105.5	-0.2
GEW-041R	08/28/17	55.8	38.7	0.0	5.5	106.0	-0.2
GEW-041R	09/05/17	56.8	38.9	0.0	4.3	105.0	-0.3
GEW-041R	09/05/17	56.7	38.8	0.0	4.5	104.9	-0.3
GEW-041R	09/14/17	56.3	38.8	0.0	4.9	103.8	-0.3
GEW-041R	09/14/17	56.5	38.4	0.0	5.1	104.5	-0.3
GEW-041R	09/18/17	54.6	38.7	0.0	6.7	104.0	-0.1
GEW-041R	09/25/17	55.8	39.8	0.0	4.4	104.3	-0.1
GEW-041R	10/02/17	56.7	38.6	0.0	4.7	104.5	-0.2
GEW-041R	10/12/17	56.5	39.8	0.2	3.5	100.1	-0.3
GEW-041R	10/16/17	56.7	40.2	0.0	3.1	100.2	-0.3
GEW-041R	10/23/17	57.6	39.4	0.1	2.9	98.4	-0.2
GEW-041R	10/30/17	58.2	40.6	0.1	1.1	99.4	-0.3
GEW-041R	11/09/17	55.5	38.9	0.0	5.6	99.6	-0.2
GEW-041R	11/09/17	57.7	40.8	0.0	1.5	99.1	-0.1
GEW-041R	11/15/17	58.2	39.9	0.1	1.8	99.9	-0.2
GEW-041R	11/20/17	53.4	40.4	0.0	6.2	98.6	-0.1
GEW-041R	11/28/17	55.7	39.4	0.0	4.9	99.2	-0.2
GEW-041R	12/06/17	56.1	40.1	0.1	3.7	95.5	-0.3
GEW-041R	12/11/17	57.5	40.1	0.0	2.4	94.8	0.0
GEW-041R	12/11/17	58.3	39.4	0.0	2.3	95.8	0.0

GEW-041R Wellhead Temperatures



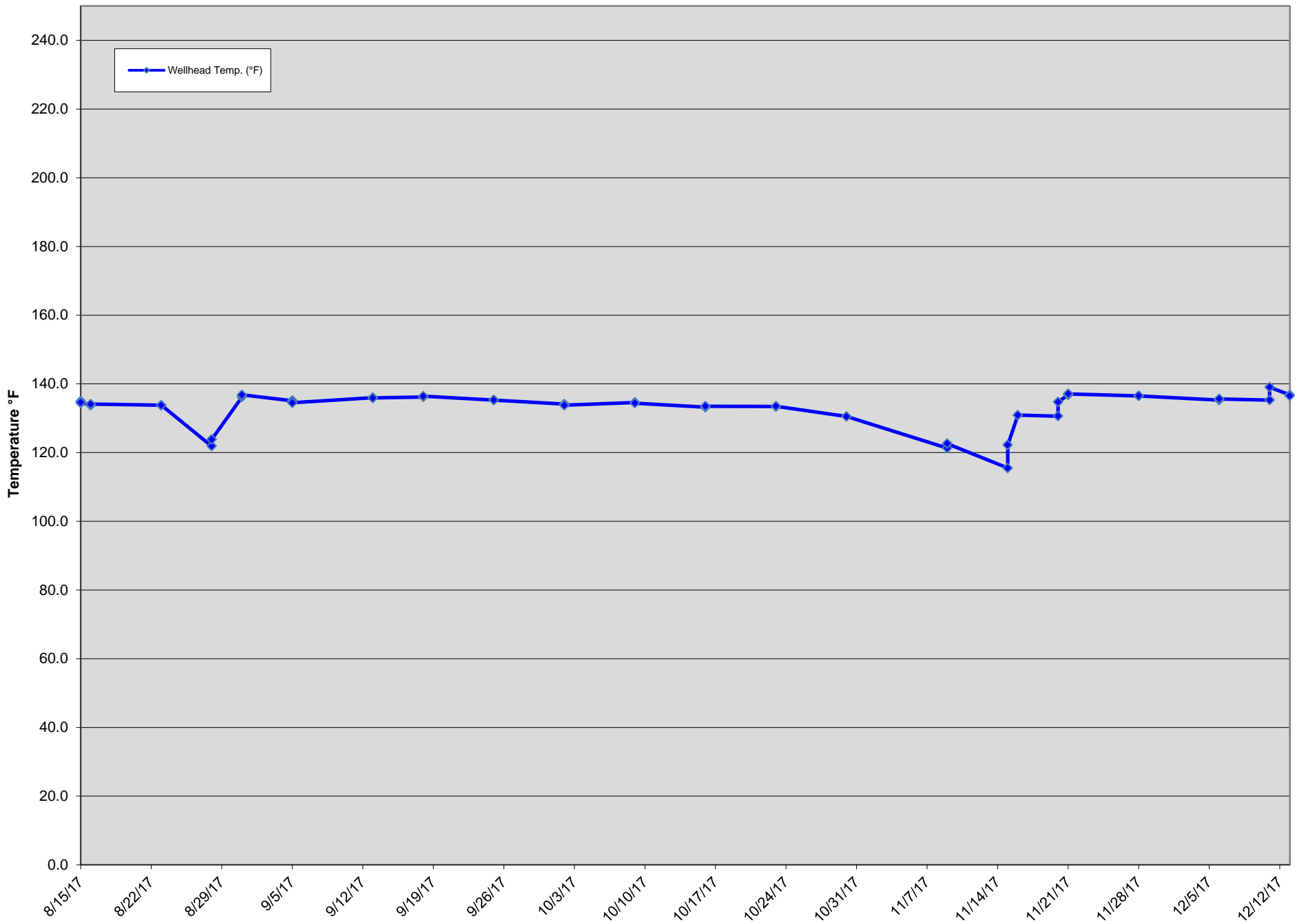
GEW ID#	Reading Date	CH4 (% Vol.)	CO2 (% Vol.)	Oxygen (% Vol.)	Balance (% Vol.)	Wellhead Temp. (°F)	Initial Static Pressure (In W.C.)
GEW-043R	08/15/17	50.4	40.2	0.0	9.4	120.7	0.1
GEW-043R	08/15/17	53.4	42.1	0.0	4.5	120.7	0.2
GEW-043R	08/15/17	51.7	43.2	0.0	5.1	121.3	0.1
GEW-043R	08/16/17	53.8	39.4	0.0	6.8	119.4	-0.5
GEW-043R	08/16/17	53.7	41.3	0.0	5.0	119.4	-0.5
GEW-043R	08/22/17	54.3	39.4	0.0	6.3	119.2	0.3
GEW-043R	08/22/17	53.6	41.8	0.0	4.6	119.9	0.2
GEW-043R	08/23/17	54.8	39.5	0.0	5.7	120.5	-0.5
GEW-043R	08/28/17	53.1	40.8	0.0	6.1	120.5	-0.2
GEW-043R	09/05/17	54.3	41.1	0.0	4.6	118.0	-0.6
GEW-043R	09/05/17	53.8	41.7	0.0	4.5	117.6	-0.6
GEW-043R	09/12/17	53.6	41.4	0.0	5.0	119.2	0.1
GEW-043R	09/12/17	53.3	42.0	0.0	4.7	118.9	0.1
GEW-043R	09/13/17	52.7	40.1	0.0	7.2	119.3	-0.6
GEW-043R	09/13/17	54.5	41.6	0.0	3.9	119.4	-0.6
GEW-043R	09/18/17	53.1	40.6	0.0	6.3	119.9	-0.3
GEW-043R	09/25/17	54.7	42.2	0.0	3.1	121.0	-0.4
GEW-043R	10/02/17	54.1	40.1	0.0	5.8	119.7	-0.6
GEW-043R	10/12/17	56.5	39.1	0.0	4.4	118.4	-0.7
GEW-043R	10/16/17	54.9	41.2	0.0	3.9	119.2	-0.8
GEW-043R	10/23/17	54.5	39.8	0.0	5.7	117.3	-0.5
GEW-043R	10/30/17	56.2	41.2	0.0	2.6	116.1	-1.0
GEW-043R	11/09/17	54.3	43.8	0.0	1.9	117.9	-0.3
GEW-043R	11/09/17	54.1	43.1	0.0	2.8	118.4	-0.3
GEW-043R	11/15/17	56.7	40.7	0.0	2.6	117.6	-0.6
GEW-043R	11/15/17	56.0	42.4	0.0	1.6	117.3	-0.6
GEW-043R	11/20/17	54.9	41.4	0.0	3.7	116.8	-0.1
GEW-043R	11/20/17	54.9	41.7	0.0	3.4	117.6	-0.1
GEW-043R	11/28/17	55.0	40.6	0.0	4.4	118.1	-0.6
GEW-043R	12/06/17	55.2	41.4	0.0	3.4	116.6	-0.7
GEW-043R	12/11/17	55.6	40.8	0.0	3.6	116.9	0.2
GEW-043R	12/11/17	56.3	42.7	0.0	1.0	117.9	0.1

GEW-043R Wellhead Temperatures



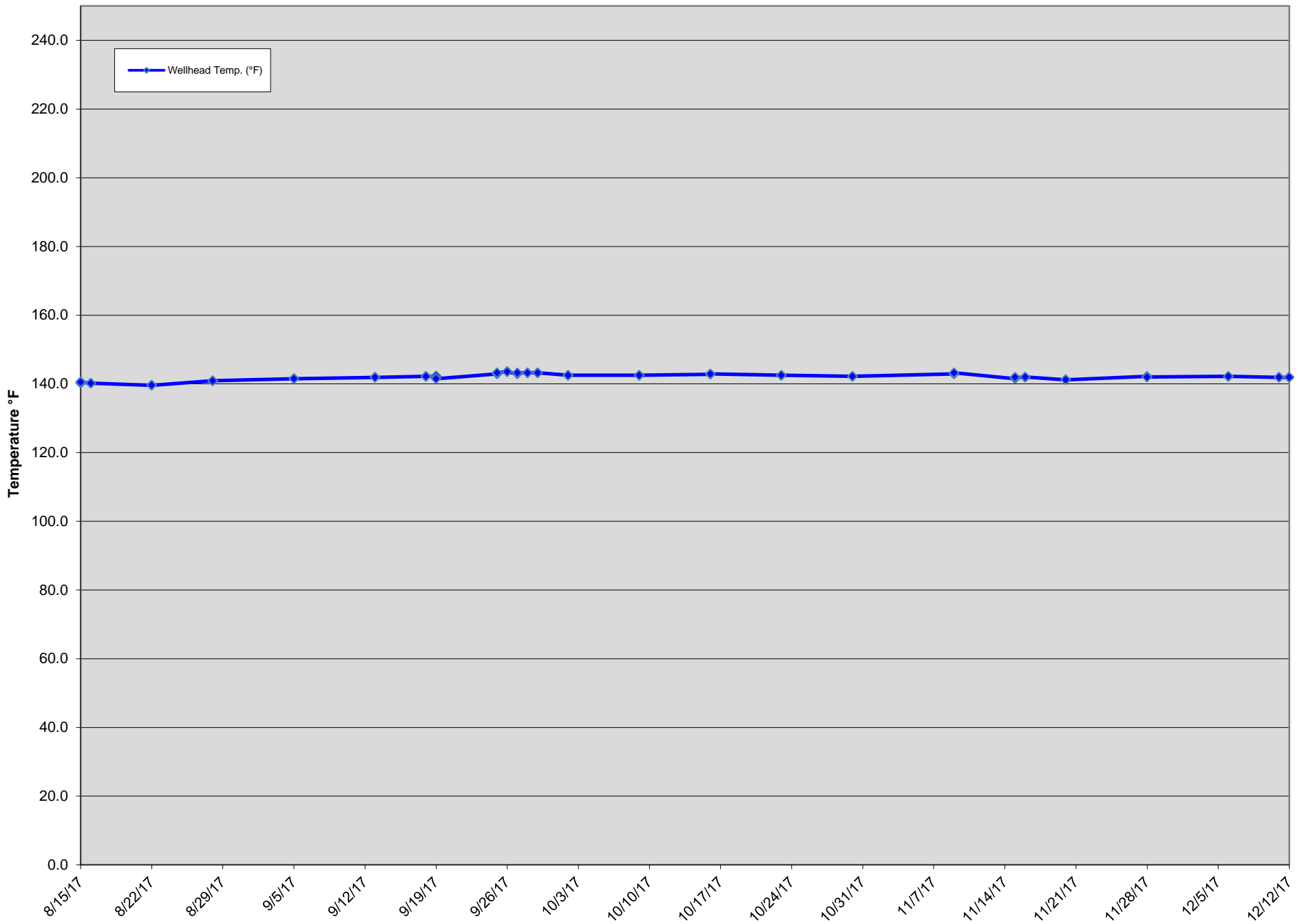
GEW ID#	Reading Date	CH4 (% Vol.)	CO2 (% Vol.)	Oxygen (% Vol.)	Balance (% Vol.)	Wellhead Temp. (°F)	Initial Static Pressure (In W.C.)
GEW-053	08/15/17	48.5	41.1	0.0	10.4	135.0	0.1
GEW-053	08/15/17	49.1	41.3	0.0	9.6	134.4	0.1
GEW-053	08/15/17	48.5	41.9	0.0	9.6	134.6	0.1
GEW-053	08/16/17	49.1	40.1	0.0	10.8	133.8	-0.5
GEW-053	08/16/17	48.8	41.8	0.0	9.4	134.1	-0.5
GEW-053	08/23/17	51.8	37.6	0.0	10.6	133.8	-0.6
GEW-053	08/23/17	49.6	42.6	0.0	7.8	133.8	-0.6
GEW-053	08/28/17	48.7	42.5	0.0	8.8	121.9	0.3
GEW-053	08/28/17	48.8	42.6	0.0	8.6	123.8	0.2
GEW-053	08/31/17	50.2	43.9	0.0	5.9	136.2	-0.7
GEW-053	08/31/17	49.7	43.9	0.0	6.4	136.8	-0.8
GEW-053	09/05/17	51.2	37.7	0.0	11.1	135.1	-1.0
GEW-053	09/05/17	51.2	41.3	0.0	7.5	134.5	-0.9
GEW-053	09/13/17	50.5	40.6	0.0	8.9	136.0	-0.4
GEW-053	09/13/17	50.3	39.8	0.0	9.9	135.9	-0.4
GEW-053	09/18/17	49.5	41.0	0.0	9.5	136.2	-0.5
GEW-053	09/18/17	49.7	42.3	0.0	8.0	136.4	-0.5
GEW-053	09/25/17	50.8	40.4	0.0	8.8	135.3	-0.6
GEW-053	09/25/17	51.6	41.9	0.0	6.5	135.3	-0.6
GEW-053	10/02/17	52.0	39.2	0.0	8.8	134.1	-0.9
GEW-053	10/02/17	51.7	41.7	0.0	6.6	133.8	-0.9
GEW-053	10/09/17	51.8	40.7	0.0	7.5	134.6	-0.9
GEW-053	10/09/17	51.9	40.1	0.0	8.0	134.4	-0.9
GEW-053	10/16/17	54.0	39.9	0.0	6.1	133.2	-0.9
GEW-053	10/16/17	53.0	41.3	0.0	5.7	133.5	-0.9
GEW-053	10/23/17	53.3	40.8	0.0	5.9	133.4	-0.8
GEW-053	10/23/17	52.7	42.2	0.0	5.1	133.5	-0.8
GEW-053	10/30/17	53.3	41.6	0.0	5.1	130.5	-1.3
GEW-053	11/09/17	48.6	44.8	0.0	6.6	121.3	0.1
GEW-053	11/09/17	48.3	44.3	0.0	7.4	122.6	0.1
GEW-053	11/15/17	52.3	39.3	0.0	8.4	115.5	0.0
GEW-053	11/15/17	49.9	43.3	0.0	6.8	122.2	-0.1
GEW-053	11/16/17	51.3	40.8	0.0	7.9	130.9	-0.2
GEW-053	11/20/17	49.9	39.5	0.0	10.6	130.6	0.2
GEW-053	11/20/17	49.4	42.9	0.0	7.7	134.7	0.1
GEW-053	11/21/17	50.8	44.0	0.0	5.2	136.8	-0.6
GEW-053	11/21/17	50.8	43.8	0.0	5.4	137.1	-0.6
GEW-053	11/28/17	50.9	39.3	0.0	9.8	136.5	-0.2
GEW-053	11/28/17	50.9	41.9	0.0	7.2	136.5	-0.2
GEW-053	12/06/17	50.6	41.0	0.0	8.4	135.3	-0.6
GEW-053	12/06/17	52.9	40.5	0.0	6.6	135.6	-0.6
GEW-053	12/11/17	49.6	41.3	0.0	9.1	135.3	0.6
GEW-053	12/11/17	51.2	43.0	0.0	5.8	139.0	0.1
GEW-053	12/13/17	51.2	40.6	0.0	8.2	136.8	-0.4
GEW-053	12/13/17	50.7	42.1	0.0	7.2	136.5	-0.4

GEW-053 Wellhead Temperatures



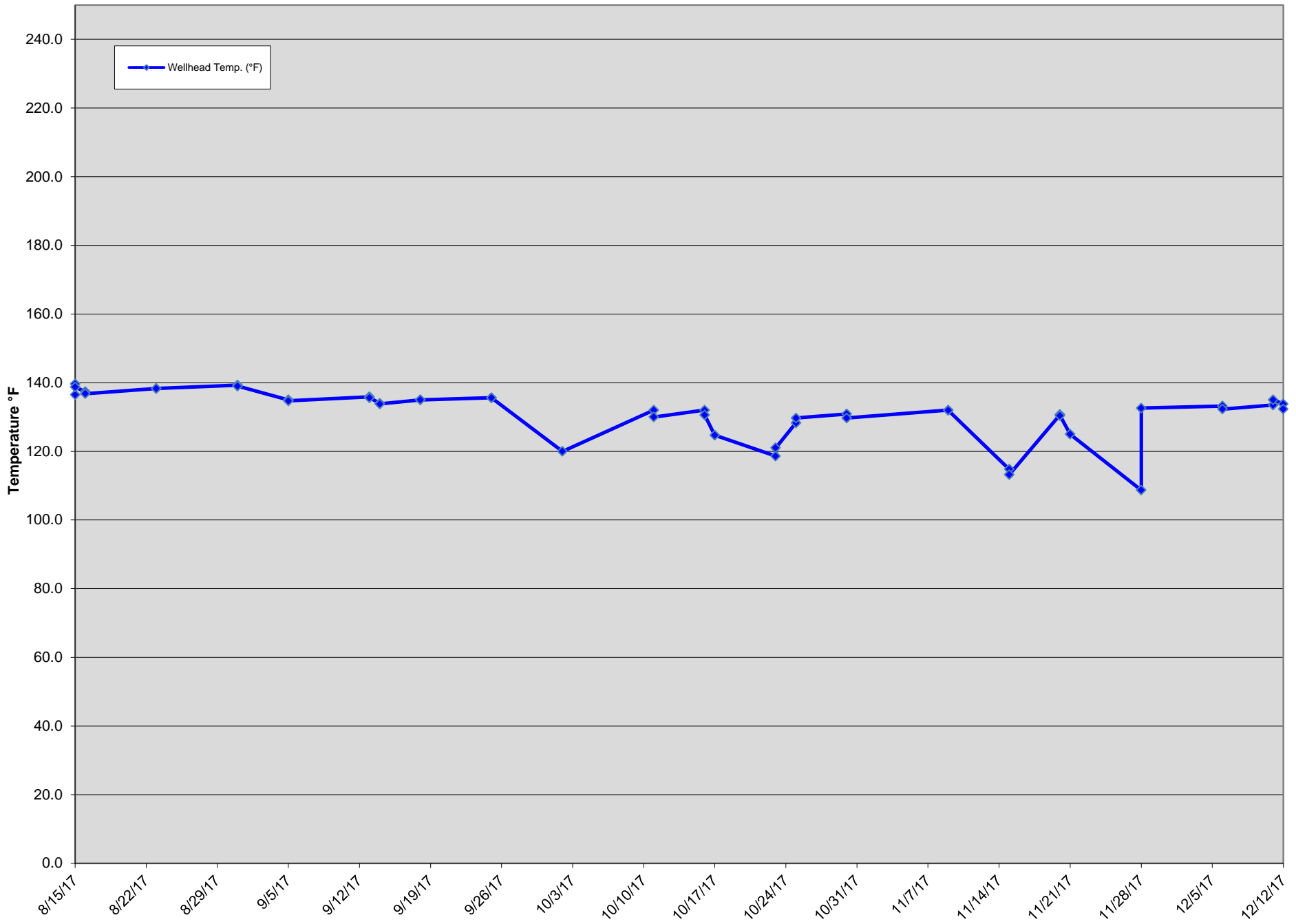
GEW ID#	Reading Date	CH4 (% Vol.)	CO2 (% Vol.)	Oxygen (% Vol.)	Balance (% Vol.)	Wellhead Temp. (°F)	Initial Static Pressure (In W.C.)
GEW-054	08/15/17	53.0	38.0	0.0	9.0	140.2	-3.4
GEW-054	08/15/17	50.6	41.6	0.0	7.8	140.6	-3.2
GEW-054	08/15/17	49.4	39.1	0.0	11.5	140.5	-3.1
GEW-054	08/16/17	51.9	38.0	0.0	10.1	140.2	-3.9
GEW-054	08/16/17	51.9	41.0	0.0	7.1	140.2	-3.8
GEW-054	08/22/17	51.1	40.4	0.0	8.5	139.6	-3.1
GEW-054	08/22/17	51.5	41.3	0.0	7.2	139.6	-3.0
GEW-054	08/28/17	51.7	40.1	0.0	8.2	140.9	-3.3
GEW-054	08/28/17	50.8	41.9	0.0	7.3	140.9	-3.3
GEW-054	09/05/17	52.4	38.6	0.0	9.0	141.5	-3.6
GEW-054	09/05/17	51.3	41.9	0.0	6.8	141.5	-3.4
GEW-054	09/13/17	51.8	41.3	0.1	6.8	141.9	-2.9
GEW-054	09/13/17	51.1	40.7	0.0	8.2	141.9	-2.9
GEW-054	09/18/17	50.8	39.1	0.0	10.1	142.2	-3.1
GEW-054	09/18/17	50.2	42.5	0.0	7.3	142.2	-2.7
GEW-054	09/18/17	50.2	42.2	0.0	7.6	142.2	-2.7
GEW-054	09/19/17	51.1	41.8	0.0	7.1	142.2	-2.9
GEW-054	09/19/17	51.0	42.1	0.0	6.9	142.3	-3.4
GEW-054	09/19/17	50.9	42.4	0.0	6.7	141.5	-1.8
GEW-054	09/25/17	51.7	40.4	0.0	7.9	142.9	-1.0
GEW-054	09/25/17	51.1	42.3	0.0	6.6	143.2	-1.5
GEW-054	09/26/17	49.1	41.7	0.0	9.2	143.6	-1.3
GEW-054	09/26/17	49.1	41.7	0.0	9.2	143.5	-1.4
GEW-054	09/27/17	50.3	39.2	0.0	10.5	142.9	-2.2
GEW-054	09/27/17	51.4	41.6	0.0	7.0	143.2	-2.3
GEW-054	09/28/17	50.8	42.4	0.0	6.8	143.2	-2.5
GEW-054	09/28/17	51.1	42.2	0.0	6.7	143.2	-2.7
GEW-054	09/29/17	51.3	40.6	0.0	8.1	143.2	-3.0
GEW-054	09/29/17	51.1	40.9	0.0	8.0	143.2	-3.3
GEW-054	10/02/17	52.2	40.0	0.0	7.8	142.5	-3.3
GEW-054	10/02/17	51.4	42.2	0.0	6.4	142.5	-3.3
GEW-054	10/09/17	52.3	40.1	0.0	7.6	142.5	-3.7
GEW-054	10/09/17	51.5	40.7	0.0	7.8	142.5	-3.7
GEW-054	10/16/17	53.2	41.1	0.0	5.7	142.8	-3.6
GEW-054	10/16/17	52.2	42.2	0.0	5.6	142.9	-3.7
GEW-054	10/23/17	52.2	41.5	0.0	6.3	142.5	-3.8
GEW-054	10/23/17	51.7	42.6	0.0	5.7	142.5	-3.8
GEW-054	10/30/17	54.3	39.8	0.0	5.9	142.2	-3.9
GEW-054	10/30/17	52.9	42.2	0.0	4.9	142.2	-3.9
GEW-054	11/09/17	51.8	45.7	0.0	2.5	142.9	-3.8
GEW-054	11/09/17	51.6	41.4	0.0	7.0	143.2	-3.8
GEW-054	11/15/17	55.6	39.3	0.0	5.1	141.5	-3.9
GEW-054	11/15/17	53.7	42.4	0.0	3.9	141.9	-4.2
GEW-054	11/16/17	54.0	41.3	0.0	4.7	141.9	-4.3
GEW-054	11/16/17	53.6	41.6	0.0	4.8	142.0	-4.3
GEW-054	11/20/17	54.2	38.5	0.0	7.3	141.2	-3.8
GEW-054	11/20/17	53.1	41.2	0.0	5.7	141.2	-3.8
GEW-054	11/28/17	54.3	39.0	0.0	6.7	142.2	-4.2
GEW-054	11/28/17	53.2	41.3	0.0	5.5	142.0	-4.2
GEW-054	12/06/17	51.9	40.3	0.0	7.8	142.2	-4.4
GEW-054	12/06/17	52.5	42.9	0.0	4.6	142.2	-4.4
GEW-054	12/11/17	55.2	40.8	0.0	4.0	141.9	-3.6
GEW-054	12/11/17	54.0	43.2	0.0	2.8	141.9	-3.6
GEW-054	12/12/17	56.1	35.8	0.0	8.1	141.9	-4.1
GEW-054	12/12/17	54.0	41.8	0.0	4.2	141.9	-4.2

GEW-054 Wellhead Temperatures



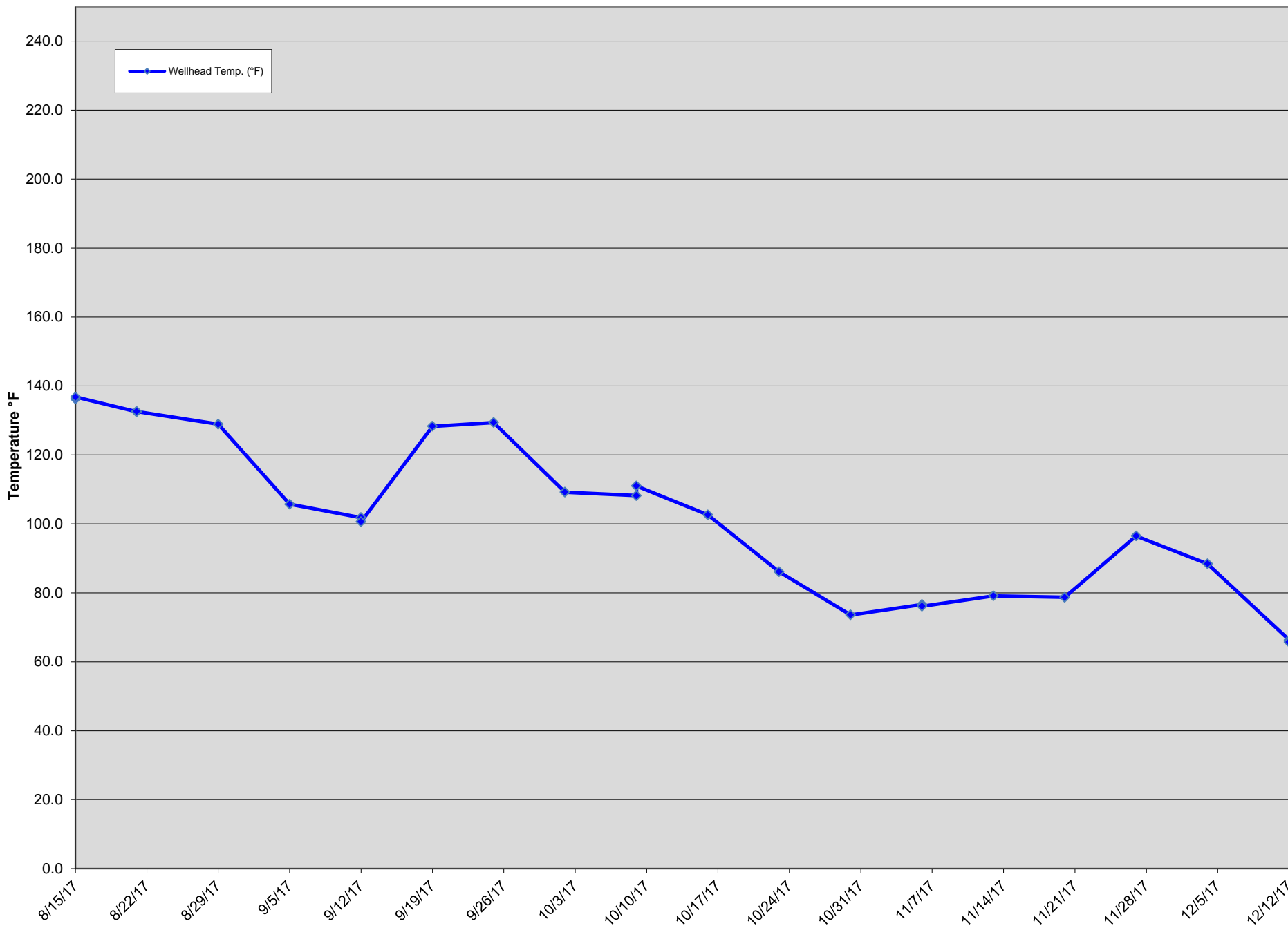
GEW ID#	Reading Date	CH4 (% Vol.)	CO2 (% Vol.)	Oxygen (% Vol.)	Balance (% Vol.)	Wellhead Temp. (°F)	Initial Static Pressure (In W.C.)
GEW-055	08/15/17	49.6	38.0	0.0	12.4	136.5	0.0
GEW-055	08/15/17	48.5	41.6	0.2	9.7	139.6	-0.5
GEW-055	08/15/17	48.8	41.7	0.0	9.5	138.7	-0.2
GEW-055	08/16/17	49.4	39.3	0.3	11.0	137.4	-0.6
GEW-055	08/16/17	49.1	41.5	0.2	9.2	136.8	-0.5
GEW-055	08/23/17	48.9	40.8	0.1	10.2	138.3	-0.5
GEW-055	08/23/17	49.4	42.2	0.0	8.4	138.3	-0.4
GEW-055	08/31/17	49.3	43.4	0.0	7.3	139.3	-0.5
GEW-055	08/31/17	49.3	43.9	0.0	6.8	139.0	-0.4
GEW-055	09/05/17	49.7	42.2	0.1	8.0	135.0	-0.5
GEW-055	09/05/17	49.5	42.4	0.1	8.0	134.7	-0.5
GEW-055	09/13/17	50.5	41.4	0.0	8.1	135.9	-0.1
GEW-055	09/13/17	50.4	41.4	0.0	8.2	135.6	-0.1
GEW-055	09/14/17	49.3	42.6	0.2	7.9	134.0	-0.5
GEW-055	09/14/17	49.2	42.1	0.2	8.5	133.8	-0.5
GEW-055	09/18/17	48.8	40.6	0.0	10.6	135.0	-0.2
GEW-055	09/18/17	49.0	42.5	0.0	8.5	135.0	-0.2
GEW-055	09/25/17	51.1	41.3	0.0	7.6	135.6	-0.1
GEW-055	09/25/17	51.0	42.9	0.0	6.1	135.6	-0.1
GEW-055	10/02/17	50.4	40.1	0.1	9.4	120.0	-0.4
GEW-055	10/11/17	50.8	41.7	0.2	7.3	132.0	-0.6
GEW-055	10/11/17	50.6	42.3	0.2	6.9	130.0	-0.4
GEW-055	10/16/17	49.2	40.0	0.0	10.8	132.0	-0.3
GEW-055	10/16/17	50.7	42.8	0.0	6.5	130.6	-0.3
GEW-055	10/17/17	51.7	40.8	0.0	7.5	124.7	-0.1
GEW-055	10/23/17	50.8	40.2	0.0	9.0	118.6	0.0
GEW-055	10/23/17	50.1	42.7	0.0	7.2	121.0	-0.1
GEW-055	10/25/17	51.1	42.0	0.0	6.9	128.3	0.2
GEW-055	10/25/17	50.6	42.7	0.0	6.7	129.7	0.2
GEW-055	10/30/17	52.0	42.5	0.2	5.3	130.9	-1.1
GEW-055	10/30/17	51.3	42.9	0.2	5.6	129.7	-1.0
GEW-055	11/09/17	52.1	40.5	0.1	7.3	132.0	-0.5
GEW-055	11/09/17	51.1	44.7	0.1	4.1	131.9	-0.5
GEW-055	11/15/17	51.9	42.2	0.1	5.8	114.8	-0.5
GEW-055	11/15/17	51.8	43.1	0.1	5.0	113.2	-0.4
GEW-055	11/20/17	48.8	39.5	0.0	11.7	130.7	0.1
GEW-055	11/20/17	48.3	40.9	0.0	10.8	130.4	0.1
GEW-055	11/21/17	49.9	41.0	0.0	9.1	125.0	-0.3
GEW-055	11/28/17	50.6	39.6	0.0	9.8	108.7	0.1
GEW-055	11/28/17	49.6	42.2	0.0	8.2	132.6	-0.4
GEW-055	12/06/17	51.6	41.6	0.1	6.7	133.2	-0.9
GEW-055	12/06/17	51.4	42.2	0.2	6.2	132.3	-0.8
GEW-055	12/11/17	53.4	42.7	0.0	3.9	133.5	0.1
GEW-055	12/11/17	53.3	43.4	0.0	3.3	135.0	-0.3
GEW-055	12/12/17	53.1	40.9	0.3	5.7	133.8	-1.0
GEW-055	12/12/17	53.4	41.7	0.4	4.5	132.3	-0.8

GEW-055 Wellhead Temperatures



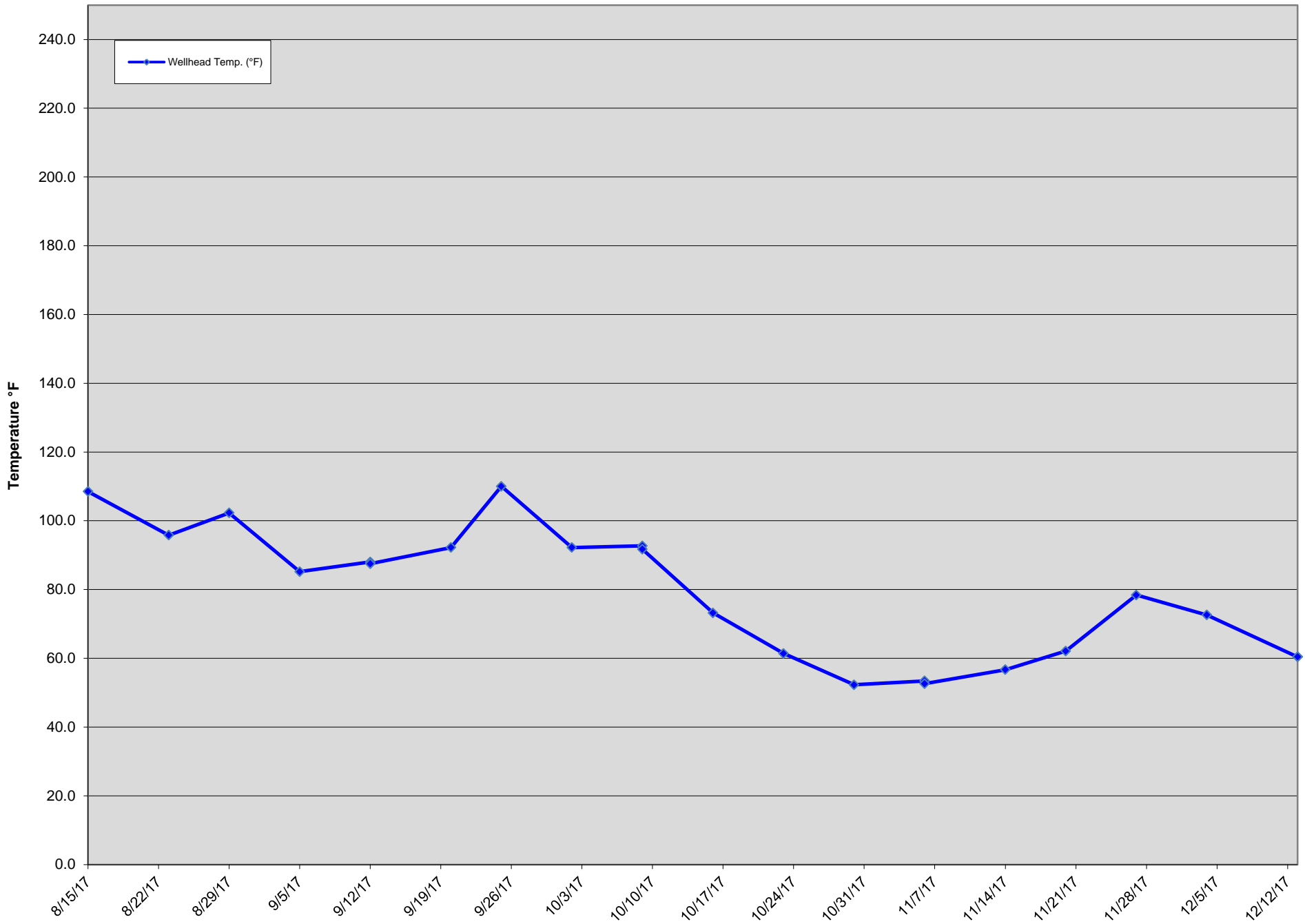
GEW ID#	Reading Date	CH4 (% Vol.)	CO2 (% Vol.)	Oxygen (% Vol.)	Balance (% Vol.)	Wellhead Temp. (°F)	Initial Static Pressure (In W.C.)
GEW-056R	08/15/17	16.8	52.0	0.0	31.2	136.2	-0.2
GEW-056R	08/15/17	17.0	53.6	0.0	29.4	136.8	-0.2
GEW-056R	08/21/17	23.9	46.6	0.0	29.5	132.5	-0.4
GEW-056R	08/21/17	24.4	49.0	0.0	26.6	132.6	-0.4
GEW-056R	08/29/17	24.9	49.1	0.0	26.0	128.9	-0.4
GEW-056R	09/05/17	25.5	53.5	0.0	21.0	105.7	-0.4
GEW-056R	09/12/17	27.1	52.7	0.0	20.2	101.8	-0.5
GEW-056R	09/12/17	26.4	50.4	0.0	23.2	100.6	-0.4
GEW-056R	09/19/17	27.9	55.2	0.0	16.9	128.3	-0.3
GEW-056R	09/25/17	26.0	52.9	0.0	21.1	129.4	-0.3
GEW-056R	10/02/17	29.2	54.2	0.0	16.6	109.2	-0.5
GEW-056R	10/09/17	30.1	52.1	0.0	17.8	108.2	-0.6
GEW-056R	10/09/17	30.4	47.9	0.0	21.7	111.0	-0.5
GEW-056R	10/16/17	29.4	49.1	0.0	21.5	102.6	-0.6
GEW-056R	10/23/17	30.7	52.7	0.0	16.6	86.1	-0.6
GEW-056R	10/30/17	33.5	49.7	0.0	16.8	73.6	-0.7
GEW-056R	11/06/17	31.9	47.0	0.0	21.1	76.6	-0.6
GEW-056R	11/06/17	32.9	45.1	0.0	22.0	76.1	-0.7
GEW-056R	11/13/17	28.3	56.7	0.0	15.0	79.1	-0.4
GEW-056R	11/20/17	30.7	50.3	0.0	19.0	78.7	-0.5
GEW-056R	11/27/17	29.5	51.9	0.0	18.6	96.5	-0.5
GEW-056R	12/04/17	28.6	53.1	0.0	18.3	88.4	-0.5
GEW-056R	12/12/17	29.4	46.7	0.0	23.9	66.3	-0.5
GEW-056R	12/12/17	28.4	47.4	0.0	24.2	65.7	-0.5

GEW-056R Wellhead Temperatures



GEW ID#	Reading Date	CH4 (% Vol.)	CO2 (% Vol.)	Oxygen (% Vol.)	Balance (% Vol.)	Wellhead Temp. (°F)	Initial Static Pressure (In W.C.)
GEW-109	08/15/17	28.7	49.3	0.2	21.8	108.5	-6.9
GEW-109	08/23/17	31.7	45.5	0.0	22.8	95.8	-7.5
GEW-109	08/29/17	32.0	45.8	0.0	22.2	102.3	-6.3
GEW-109	09/05/17	32.5	44.8	0.0	22.7	85.2	-6.4
GEW-109	09/12/17	32.1	44.3	0.0	23.6	88.0	-5.9
GEW-109	09/12/17	32.1	43.5	0.0	24.4	87.5	-5.9
GEW-109	09/20/17	32.8	45.8	0.0	21.4	92.2	-5.8
GEW-109	09/25/17	33.9	44.8	0.0	21.3	110.0	-5.4
GEW-109	10/02/17	36.3	46.1	0.0	17.6	92.2	-5.2
GEW-109	10/09/17	29.2	39.6	0.0	31.2	92.7	-5.7
GEW-109	10/09/17	34.6	41.9	0.0	23.5	91.7	-5.7
GEW-109	10/16/17	35.5	43.4	0.0	21.1	73.2	-5.3
GEW-109	10/23/17	33.4	45.2	0.0	21.4	61.4	-5.3
GEW-109	10/30/17	35.4	42.8	0.1	21.7	52.3	-6.5
GEW-109	11/06/17	36.2	40.6	0.0	23.2	53.4	-6.3
GEW-109	11/06/17	35.8	40.5	0.0	23.7	52.6	-6.4
GEW-109	11/14/17	31.8	44.0	0.0	24.2	56.7	-4.9
GEW-109	11/20/17	32.7	41.1	0.0	26.2	62.1	-5.4
GEW-109	11/27/17	32.1	41.4	0.0	26.5	78.4	-5.9
GEW-109	12/04/17	31.7	41.2	0.0	27.1	72.6	-6.9
GEW-109	12/13/17	31.7	38.6	0.0	29.7	60.4	-6.0
GEW-109	12/13/17	30.6	40.3	0.0	29.1	60.4	-6.3

GEW-109 Wellhead Temperatures



GEW ID#	Reading Date	CH4 (% Vol.)	CO2 (% Vol.)	Oxygen (% Vol.)	Balance (% Vol.)	Wellhead Temp. (°F)	Initial Static Pressure (In W.C.)
GEW-110	08/15/17	1.3	9.5	15.8	73.4	102.3	-0.2
GEW-110	08/15/17	0.8	7.6	16.1	75.5	103.1	-0.2
GEW-110	08/21/17	9.1	23.5	11.0	56.4	102.3	-0.2
GEW-110	08/21/17	8.2	22.8	11.4	57.6	102.5	-0.2
GEW-110	08/29/17	8.5	30.1	9.4	52.0	98.4	-0.2
GEW-110	08/29/17	8.0	29.3	9.8	52.9	98.1	-0.1
GEW-110	09/05/17	12.7	53.2	0.0	34.1	84.7	-0.3
GEW-110	09/12/17	13.8	53.1	0.0	33.1	79.8	-0.4
GEW-110	09/12/17	13.0	55.1	0.0	31.9	79.6	-0.3
GEW-110	09/19/17	12.9	40.9	5.7	40.5	127.5	-0.2
GEW-110	09/19/17	15.5	48.6	4.2	31.7	128.0	-0.1
GEW-110	09/25/17	12.6	37.0	6.2	44.2	115.1	-0.3
GEW-110	09/25/17	12.8	43.0	3.9	40.3	113.7	-0.2
GEW-110	10/02/17	14.8	34.7	5.4	45.1	89.6	-0.2
GEW-110	10/02/17	14.6	35.8	4.5	45.1	89.2	-0.1
GEW-110	10/09/17	9.1	25.4	11.8	53.7	79.1	-0.2
GEW-110	10/09/17	7.5	23.2	12.4	56.9	80.2	-0.1
GEW-110	10/16/17	12.8	38.2	5.8	43.2	62.0	-0.3
GEW-110	10/16/17	5.4	20.9	13.4	60.3	69.3	-0.1
GEW-110	10/23/17	12.5	54.7	0.0	32.8	56.2	0.1
GEW-110	10/23/17	11.0	57.3	0.0	31.7	59.2	-0.4
GEW-110	10/30/17	12.8	27.6	9.7	49.9	60.1	-0.3
GEW-110	10/30/17	7.1	21.8	12.7	58.4	66.8	-0.2
GEW-110	11/06/17	8.8	20.5	14.3	56.4	51.7	0.3
GEW-110	11/06/17	7.8	17.1	14.9	60.2	50.4	-0.1
GEW-110	11/13/17	16.6	54.4	0.0	29.0	66.1	-0.3
GEW-110	11/20/17	14.5	50.0	0.0	35.5	55.5	-0.2
GEW-110	11/27/17	15.9	48.7	0.2	35.2	70.0	-0.2
GEW-110	12/04/17	15.4	50.4	0.0	34.2	67.5	-0.2
GEW-110	12/12/17	13.2	42.0	3.3	41.5	50.2	-0.1
GEW-110	12/12/17	11.1	41.0	3.8	44.1	51.1	-0.2

GEW-110 Wellhead Temperatures

