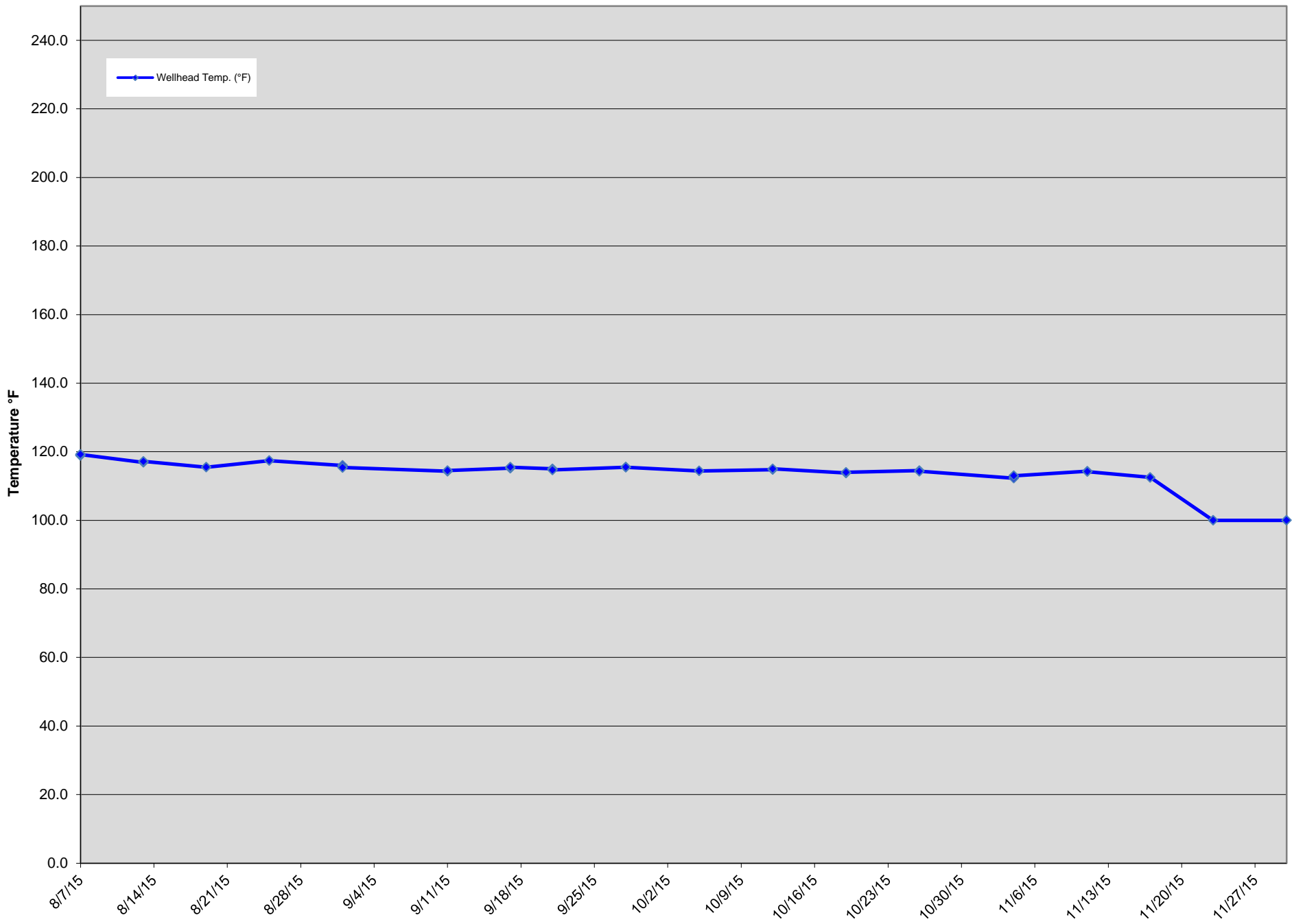


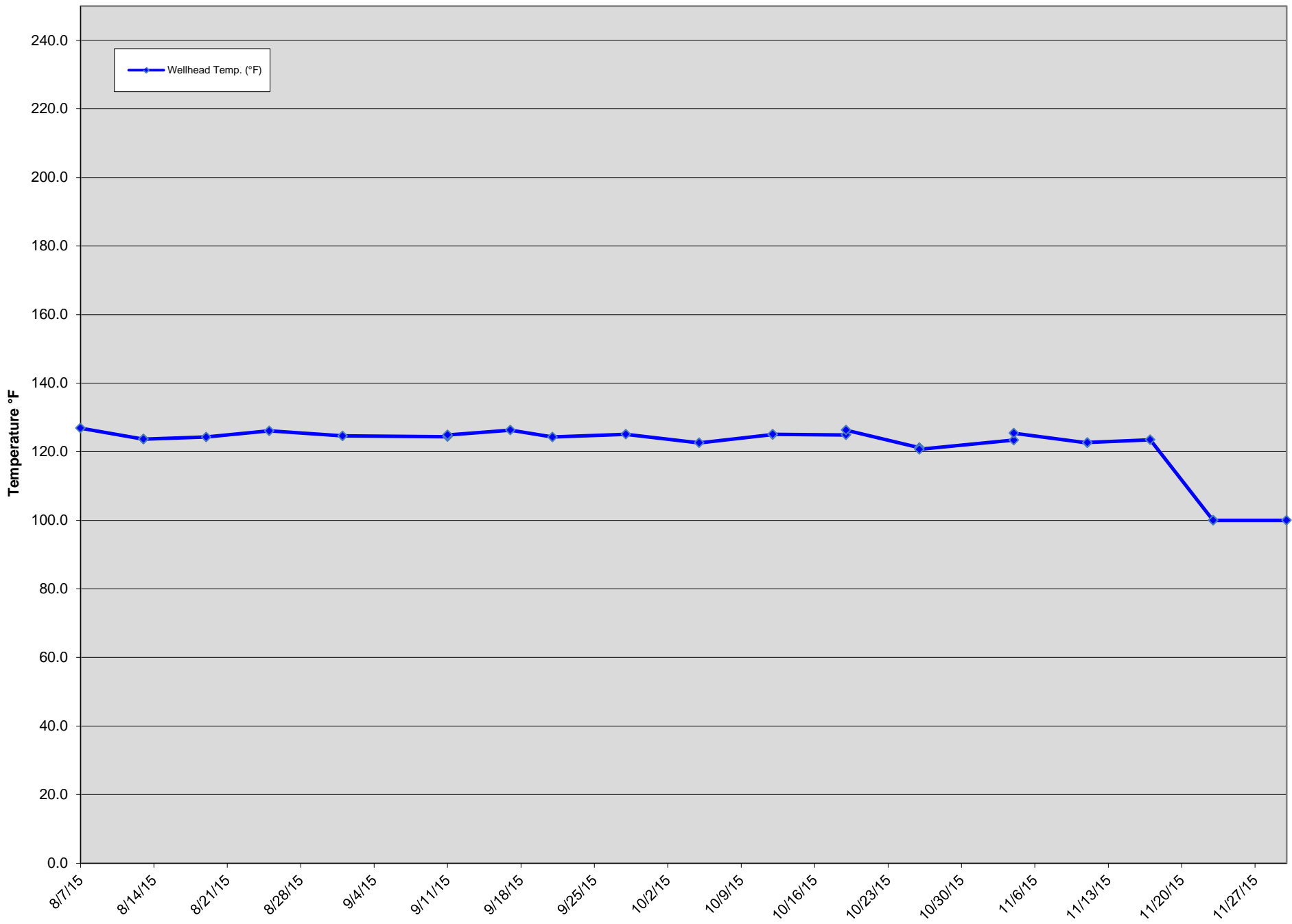
GEW ID#	Reading Date	CH4 (% Vol.)	CO2 (% Vol.)	Oxygen (% Vol.)	Balance (% Vol.)	Wellhead Temp. (°F)	Initial Static Pressure (In W.C.)
GEW-008	08/07/15	50.7	44.1	0.0	5.2	118.9	0.1
GEW-008	08/07/15	50.9	45.4	0.0	3.7	119.2	-0.1
GEW-008	08/13/15	50.6	40.8	0.1	8.5	116.9	-0.7
GEW-008	08/13/15	50.7	42.2	0.1	7.0	117.2	-0.7
GEW-008	08/19/15	52.0	42.6	0.0	5.4	115.5	-0.6
GEW-008	08/25/15	51.4	43.5	0.0	5.1	117.4	-0.6
GEW-008	09/01/15	49.9	44.8	0.3	5.0	116.0	-0.8
GEW-008	09/01/15	49.7	44.9	0.2	5.2	115.4	-0.2
GEW-008	09/11/15	49.9	46.7	0.0	3.4	114.3	-0.1
GEW-008	09/11/15	50.4	46.5	0.0	3.1	114.5	-0.1
GEW-008	09/17/15	50.4	45.2	0.0	4.4	115.2	0.1
GEW-008	09/17/15	50.5	45.5	0.0	4.0	115.5	-0.1
GEW-008	09/21/15	50.5	44.8	0.0	4.7	115.0	-0.7
GEW-008	09/21/15	50.1	45.5	0.0	4.4	114.7	-0.4
GEW-008	09/28/15	50.3	44.5	0.1	5.1	115.5	0.1
GEW-008	09/28/15	50.3	44.4	0.0	5.3	115.5	-0.2
GEW-008	10/05/15	50.6	44.0	0.0	5.4	114.4	-0.8
GEW-008	10/12/15	49.6	45.0	0.0	5.4	114.8	-0.3
GEW-008	10/12/15	49.7	46.3	0.0	4.0	115.0	-0.2
GEW-008	10/19/15	49.6	45.3	0.0	5.1	113.8	0.1
GEW-008	10/19/15	49.7	45.8	0.0	4.5	114.0	-0.1
GEW-008	10/26/15	51.1	41.1	0.0	7.8	114.5	-1.2
GEW-008	10/26/15	49.9	43.1	0.0	7.0	114.3	-0.7
GEW-008	11/04/15	51.0	44.1	0.0	4.9	112.3	0.4
GEW-008	11/04/15	51.0	45.0	0.0	4.0	113.0	-0.1
GEW-008	11/11/15	49.9	45.0	0.0	5.1	114.3	-1.1
GEW-008	11/11/15	50.6	44.4	0.0	5.0	114.2	-1.1
GEW-008	11/17/15	52.0	42.5	0.0	5.5	112.5	0.0
GEW-008	11/23/15	50.7	45.9	0.0	3.4	100.0	-2.3
GEW-008	11/30/15	50.5	47.5	0.0	2.0	100.0	-1.3

GEW-008 Wellhead Temperatures



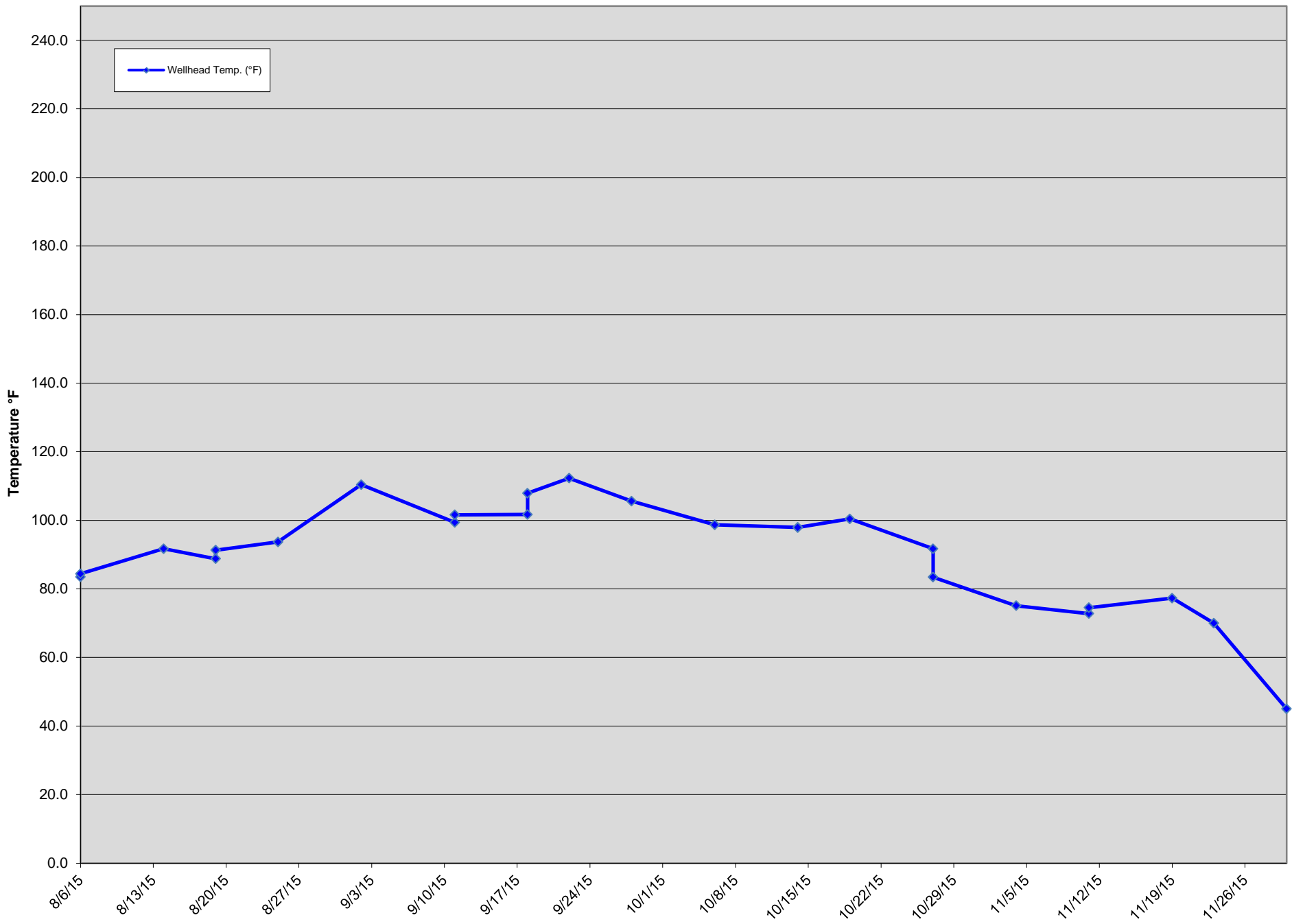
GEW ID#	Reading Date	CH4 (% Vol.)	CO2 (% Vol.)	Oxygen (% Vol.)	Balance (% Vol.)	Wellhead Temp. (°F)	Initial Static Pressure (In W.C.)
GEW-009	08/07/15	52.0	43.1	0.0	4.9	126.9	-0.1
GEW-009	08/13/15	52.2	41.4	0.1	6.3	123.7	-0.4
GEW-009	08/13/15	51.4	39.4	0.1	9.1	123.7	-0.4
GEW-009	08/19/15	48.7	43.1	0.0	8.2	124.3	-0.4
GEW-009	08/25/15	53.0	43.1	0.0	3.9	126.1	-0.2
GEW-009	09/01/15	51.9	42.1	0.2	5.8	124.6	-0.3
GEW-009	09/11/15	53.5	42.1	0.0	4.4	124.4	-0.3
GEW-009	09/11/15	53.6	42.1	0.0	4.3	124.9	-0.4
GEW-009	09/17/15	54.3	42.7	0.0	3.0	126.3	-0.2
GEW-009	09/21/15	53.2	42.8	0.0	4.0	124.3	-0.4
GEW-009	09/28/15	53.4	42.4	0.0	4.2	125.1	-0.3
GEW-009	10/05/15	51.6	42.7	0.0	5.7	122.6	-0.5
GEW-009	10/12/15	52.1	42.2	0.0	5.7	125.0	-0.3
GEW-009	10/12/15	52.5	42.0	0.0	5.5	125.1	-0.2
GEW-009	10/19/15	53.4	43.9	0.0	2.7	124.9	0.0
GEW-009	10/19/15	54.0	43.1	0.0	2.9	126.3	-0.1
GEW-009	10/26/15	44.8	40.7	0.0	14.5	121.2	-0.6
GEW-009	10/26/15	45.7	40.2	0.0	14.1	120.7	-0.4
GEW-009	11/04/15	52.6	43.7	0.0	3.7	123.4	0.1
GEW-009	11/04/15	53.5	42.5	0.0	4.0	125.4	-0.1
GEW-009	11/11/15	49.6	42.0	0.0	8.4	122.6	-0.5
GEW-009	11/11/15	50.6	40.8	0.0	8.6	122.7	-0.5
GEW-009	11/17/15	50.0	42.5	0.0	7.5	123.5	-0.1
GEW-009	11/23/15	41.7	39.6	0.0	18.7	100.0	-0.6
GEW-009	11/23/15	42.0	39.5	0.0	18.5	100.0	-0.4
GEW-009	11/30/15	53.0	45.0	0.0	2.0	100.0	-0.1

GEW-009 Wellhead Temperatures



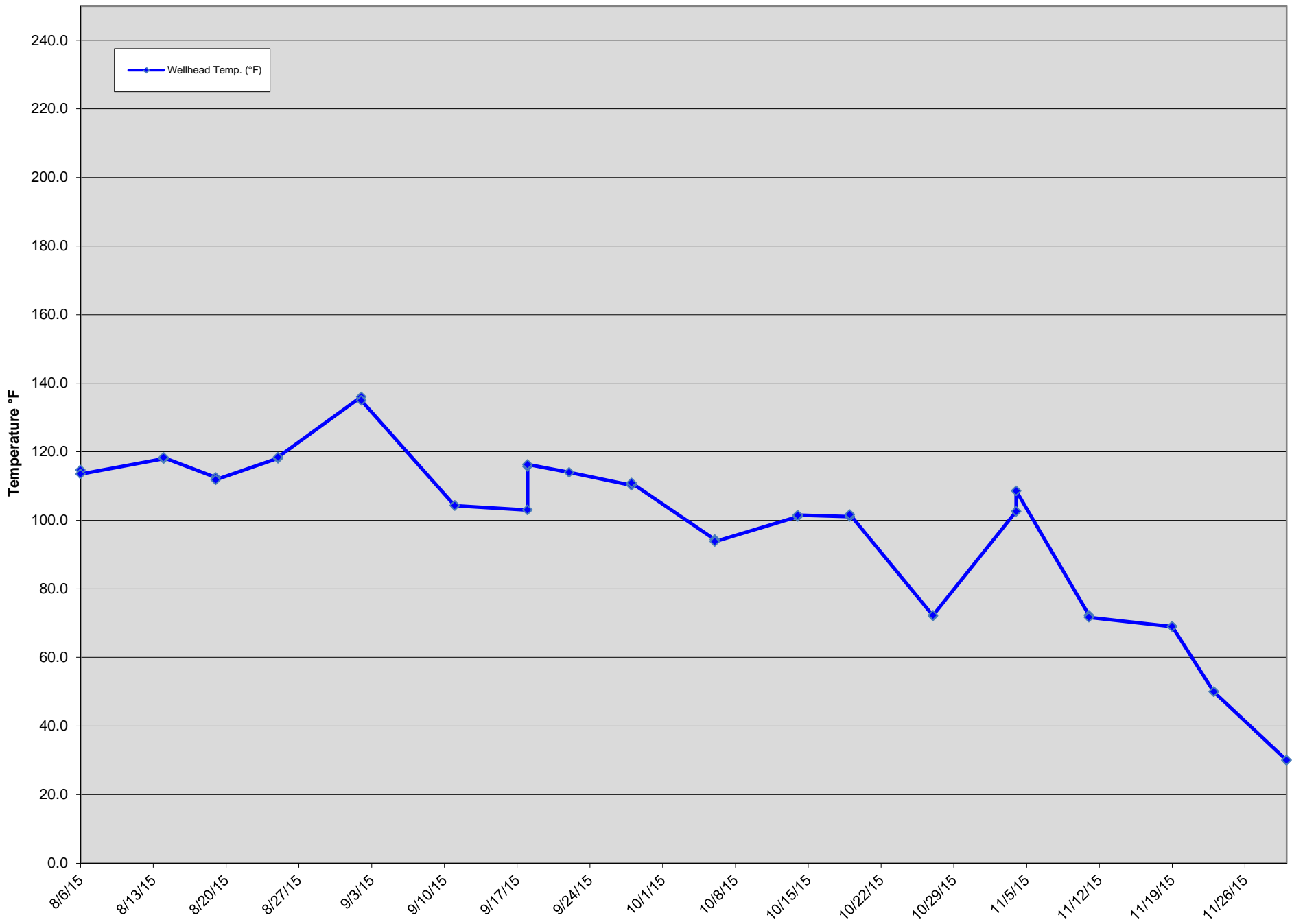
GEW ID#	Reading Date	CH4 (% Vol.)	CO2 (% Vol.)	Oxygen (% Vol.)	Balance (% Vol.)	Wellhead Temp. (°F)	Initial Static Pressure (In W.C.)
GEW-010	08/06/15	49.7	38.3	2.4	9.6	83.5	-11.5
GEW-010	08/06/15	50.5	36.8	2.6	10.1	84.4	-11.0
GEW-010	08/14/15	51.2	37.1	1.7	10.0	91.7	-7.3
GEW-010	08/19/15	47.7	41.9	1.8	8.6	88.8	-6.3
GEW-010	08/19/15	48.9	41.8	0.9	8.4	91.3	-5.7
GEW-010	08/25/15	57.5	40.3	0.0	2.2	93.7	-0.2
GEW-010	09/02/15	47.1	45.4	0.9	6.6	110.4	-6.5
GEW-010	09/11/15	48.3	45.6	1.1	5.0	99.4	-11.1
GEW-010	09/11/15	49.3	45.2	0.6	4.9	101.6	-12.0
GEW-010	09/18/15	38.3	50.1	2.3	9.3	101.7	-15.8
GEW-010	09/18/15	43.9	49.1	0.9	6.1	107.9	-15.6
GEW-010	09/22/15	38.1	50.7	1.5	9.7	112.3	-14.7
GEW-010	09/28/15	40.4	42.6	2.9	14.1	105.6	-15.6
GEW-010	10/06/15	40.2	42.4	2.6	14.8	98.7	-18.4
GEW-010	10/14/15	46.2	45	1.7	7.1	97.9	-10.7
GEW-010	10/14/15	46	44.7	1.7	7.6	97.9	-10.7
GEW-010	10/19/15	41.3	45.8	1.7	11.2	100.4	-7.0
GEW-010	10/27/15	42.8	48.2	0.7	8.3	91.7	-14.7
GEW-010	10/27/15	41.4	47.4	1.1	10.1	83.4	-11.5
GEW-010	11/04/15	45.1	44.8	1.7	8.4	75.1	-2.1
GEW-010	11/11/15	55.1	41.9	0	3	72.8	-2.9
GEW-010	11/11/15	54.7	40.6	0.2	4.5	74.5	-4.3
GEW-010	11/19/15	46.2	49.5	0.8	3.5	77.3	-10.7
GEW-010	11/23/15	47	48.3	0.8	3.9	70	-10.5
GEW-010	11/30/15	55.8	44.1	0	0.1	45	-0.7

GEW-010 Wellhead Temperatures



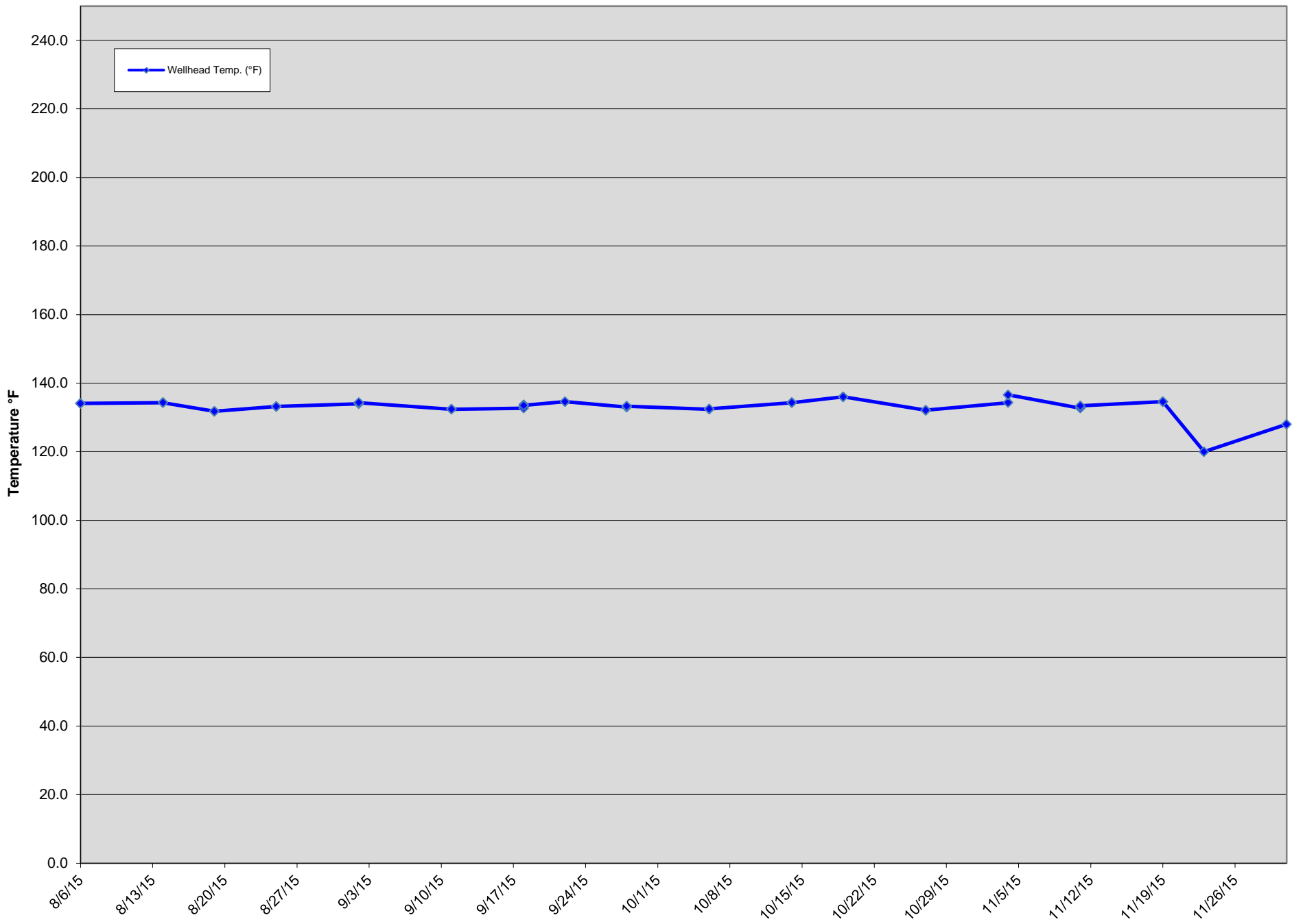
GEW ID#	Reading Date	CH4 (% Vol.)	CO2 (% Vol.)	Oxygen (% Vol.)	Balance (% Vol.)	Wellhead Temp. (°F)	Initial Static Pressure (In W.C.)
GEW-038	08/06/15	0.3	50.8	3.8	45.1	114.7	-26.3
GEW-038	08/06/15	0.3	48.7	4.0	47.0	113.5	-26.2
GEW-038	08/14/15	1.4	42.4	7.9	48.3	118.0	-26.9
GEW-038	08/14/15	0.5	41.9	7.4	50.2	118.3	-26.3
GEW-038	08/19/15	2.8	47.5	5.5	44.2	112.5	-26.4
GEW-038	08/19/15	1.2	48.4	5.4	45.0	111.8	-26.4
GEW-038	08/25/15	0.3	48.7	4.6	46.4	118.1	-28.7
GEW-038	08/25/15	0.4	48.9	4.4	46.3	118.4	-28.7
GEW-038	09/02/15	0.2	44.4	5.7	49.7	136.0	-25.4
GEW-038	09/02/15	0.2	46.0	5.5	48.3	135.0	-25.0
GEW-038	09/11/15	0.3	52.6	4.1	43.0	104.3	-29.1
GEW-038	09/11/15	0.2	51.4	4.0	44.4	104.3	-29.7
GEW-038	09/18/15	1.4	41.0	6.3	51.3	103.0	-31.1
GEW-038	09/18/15	0.4	45.9	5.0	48.7	115.7	-31.3
GEW-038	09/18/15	0.2	48.0	4.6	47.2	116.3	-31.2
GEW-038	09/22/15	0.9	29.4	12.8	56.9	114.0	-32.7
GEW-038	09/28/15	0.3	38.0	8.4	53.3	110.2	-32.6
GEW-038	09/28/15	0.2	38.4	8.0	53.4	110.9	-32.3
GEW-038	10/06/15	0.4	44.9	5.5	49.2	94.4	-32.2
GEW-038	10/06/15	0.3	44.6	5.6	49.5	93.8	-32.2
GEW-038	10/14/15	0.3	49.7	5.2	44.8	101.1	-29.4
GEW-038	10/14/15	0.3	48.6	5.2	45.9	101.5	-27.4
GEW-038	10/19/15	10.9	49.2	7.0	32.9	101.1	-22.0
GEW-038	10/19/15	1.9	43.2	7.2	47.7	101.7	-24.4
GEW-038	10/27/15	0.7	50.2	2.8	46.3	72.1	-23.1
GEW-038	10/27/15	0.6	51.5	2.7	45.2	72.3	-23.8
GEW-038	11/04/15	1.3	60.7	0.0	38.0	102.6	-12.8
GEW-038	11/04/15	0.6	62.8	0.1	36.5	108.6	-12.8
GEW-038	11/11/15	0.3	54.8	3.8	41.1	72.3	-15.5
GEW-038	11/11/15	0.3	40.0	8.0	51.7	71.7	-14.7
GEW-038	11/19/15	0.7	39.2	7.6	52.5	69.0	-16.9
GEW-038	11/19/15	0.2	43.2	7.0	49.6	69.0	-13.6
GEW-038	11/23/15	0.2	42.1	8.3	49.4	50.0	-9.6
GEW-038	11/23/15	0.2	39.4	9.0	51.4	50.0	-9.2
GEW-038	11/30/15	0.4	45.5	6.1	48.0	30.0	-15.8
GEW-038	11/30/15	0.5	49.5	5.5	44.5	30.0	-16.5

GEW-038 Wellhead Temperatures



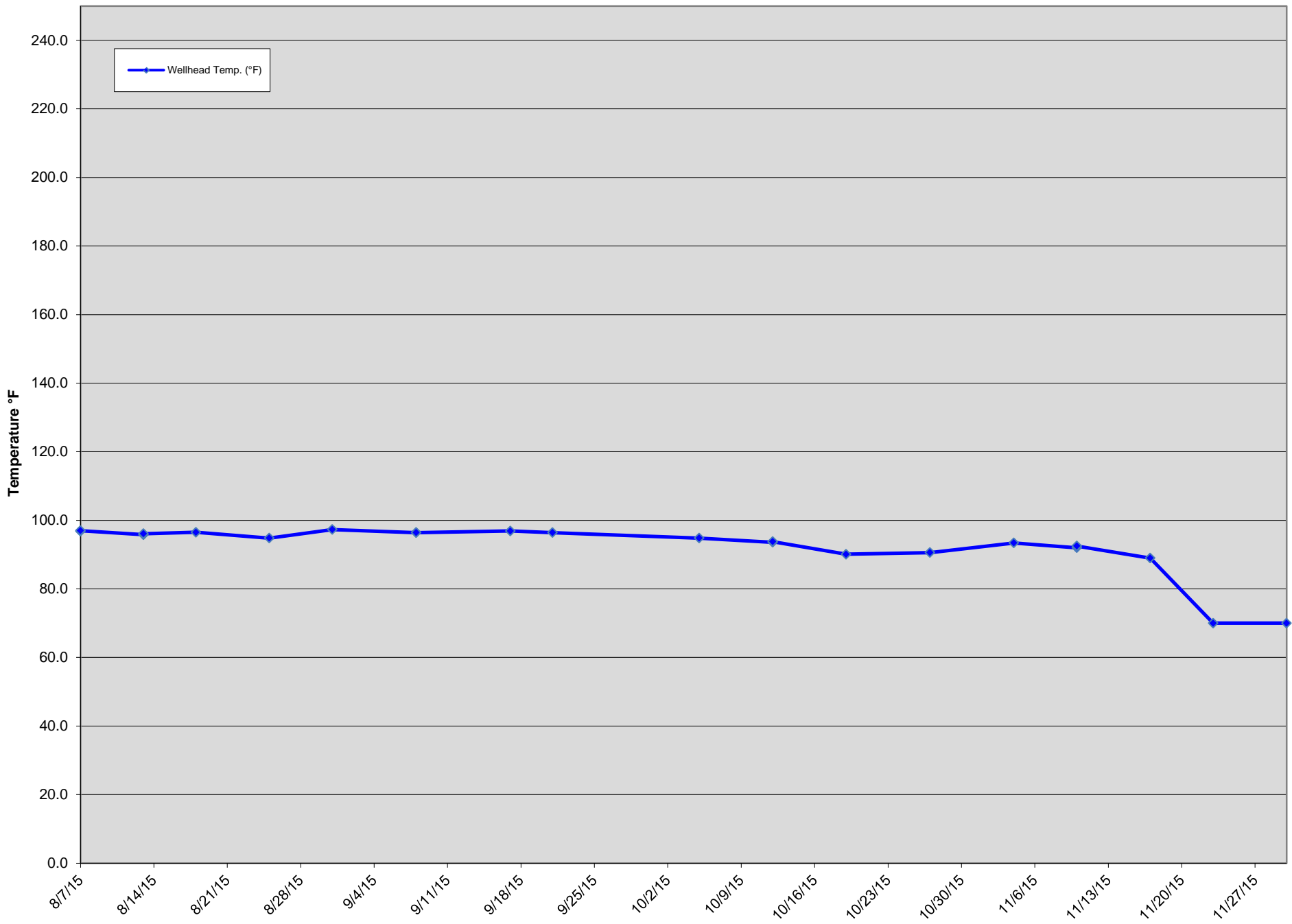
GEW ID#	Reading Date	CH4 (% Vol.)	CO2 (% Vol.)	Oxygen (% Vol.)	Balance (% Vol.)	Wellhead Temp. (°F)	Initial Static Pressure (In W.C.)
GEW-039	08/06/15	40.2	51.7	0.0	8.1	134.1	-0.6
GEW-039	08/06/15	40.2	50.3	0.0	9.5	134.1	-0.6
GEW-039	08/14/15	38.1	50.9	0.0	11.0	134.3	-0.7
GEW-039	08/14/15	39.1	50.9	0.1	9.9	134.3	-0.7
GEW-039	08/19/15	43.9	48.3	0.2	7.6	131.8	-0.8
GEW-039	08/19/15	42.6	50.7	0.1	6.6	131.8	-0.8
GEW-039	08/25/15	41.0	51.0	0.0	8.0	133.2	-0.7
GEW-039	08/25/15	41.0	50.8	0.0	8.2	133.2	-0.7
GEW-039	09/02/15	39.4	47.7	0.0	12.9	134.0	-0.5
GEW-039	09/02/15	39.7	49.5	0.0	10.8	134.3	-0.5
GEW-039	09/11/15	41.0	51.8	0.0	7.2	132.4	-0.8
GEW-039	09/11/15	40.7	51.3	0.0	8.0	132.4	-0.8
GEW-039	09/18/15	39.1	54.3	0.0	6.6	132.7	-0.8
GEW-039	09/18/15	41.2	52.4	0.1	6.3	133.7	-0.7
GEW-039	09/18/15	41.0	51.1	0.0	7.9	133.5	-0.7
GEW-039	09/22/15	38.1	53.1	0.0	8.8	134.6	-0.7
GEW-039	09/28/15	41.8	51.7	0.0	6.5	133.0	-0.7
GEW-039	09/28/15	41.9	49.9	0.1	8.1	133.3	-0.7
GEW-039	10/06/15	39.1	52.5	0.1	8.3	132.4	-0.8
GEW-039	10/06/15	39.7	51.4	0.0	8.9	132.5	-0.8
GEW-039	10/14/15	40.8	54.7	0.0	4.5	134.3	-0.6
GEW-039	10/14/15	40.9	52.6	0.0	6.5	134.3	-0.2
GEW-039	10/19/15	32.1	57.7	0.0	10.2	136.0	0.2
GEW-039	10/19/15	36.4	57.1	0.0	6.5	136.0	0.0
GEW-039	10/27/15	38.5	53.9	0.1	7.5	132.1	-0.1
GEW-039	10/27/15	38.9	53.4	0.0	7.7	132.1	-0.1
GEW-039	11/04/15	36.1	52.6	0.0	11.3	134.3	0.1
GEW-039	11/04/15	36.5	53.0	0.0	10.5	136.6	-0.3
GEW-039	11/11/15	38.5	54.8	0.0	6.7	132.7	-0.5
GEW-039	11/11/15	40.9	51.3	0.0	7.8	133.4	-0.6
GEW-039	11/19/15	31.9	46.8	0.6	20.7	134.6	-2.0
GEW-039	11/19/15	32.1	45.6	0.5	21.8	134.6	-2.0
GEW-039	11/23/15	29.8	47.1	1.0	22.1	120.0	-1.8
GEW-039	12/01/15	32.1	47.7	0.6	19.6	128.0	-1.9

GEW-039 Wellhead Temperatures



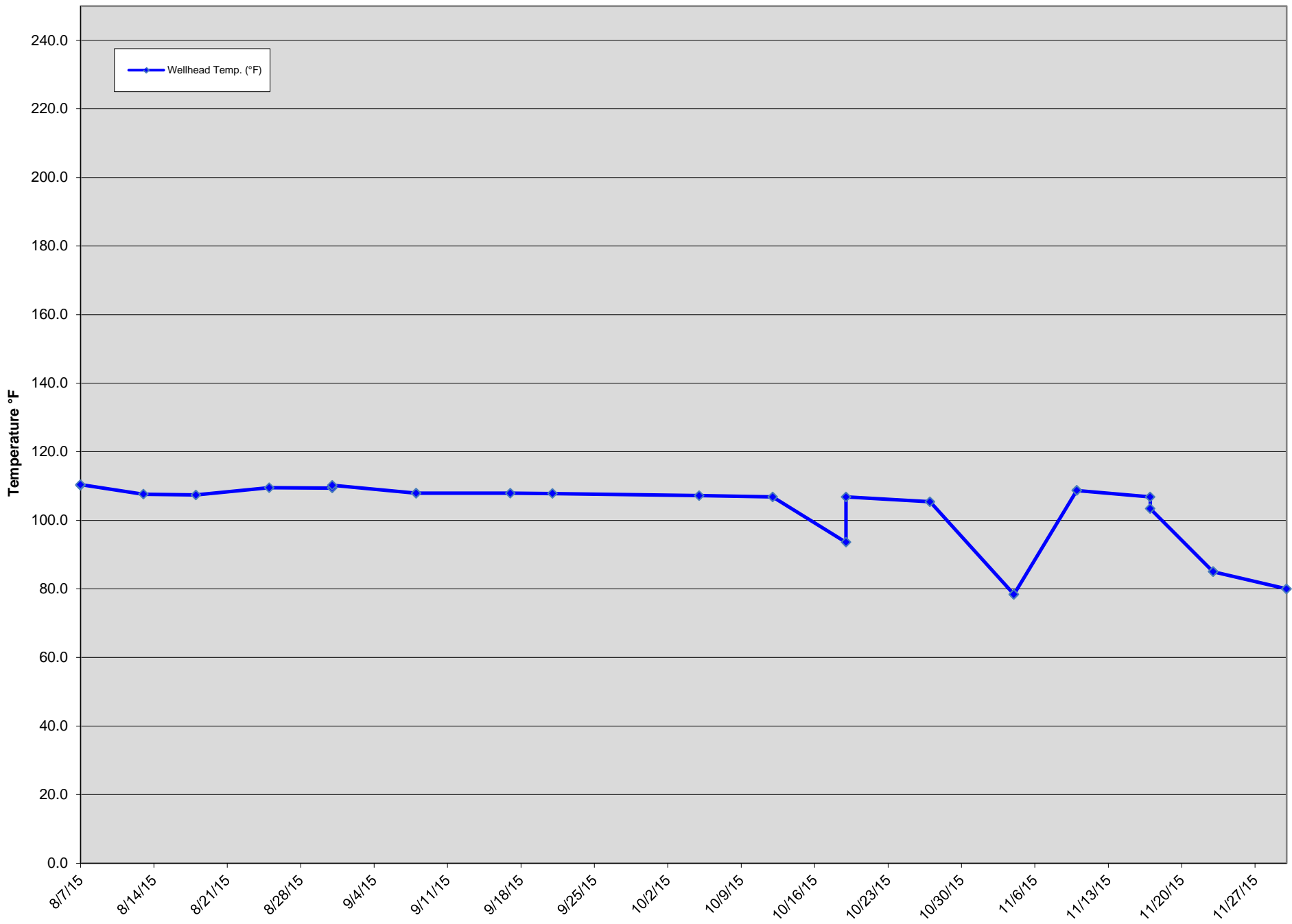
GEW ID#	Reading Date	CH4 (% Vol.)	CO2 (% Vol.)	Oxygen (% Vol.)	Balance (% Vol.)	Wellhead Temp. (°F)	Initial Static Pressure (In W.C.)
GEW-040	08/07/15	57.5	41.0	0.0	1.5	96.8	0.0
GEW-040	08/07/15	56.8	40.7	0.0	2.5	97.0	-0.2
GEW-040	08/13/15	57.8	41.1	0.0	1.1	95.8	-0.5
GEW-040	08/13/15	58.0	39.7	0.0	2.3	96.1	-0.7
GEW-040	08/18/15	59.3	40.1	0.2	0.4	96.5	-0.4
GEW-040	08/25/15	58.4	39.1	0.0	2.5	94.8	-0.5
GEW-040	08/31/15	57.1	40.0	0.0	2.9	97.3	-0.4
GEW-040	09/08/15	57.5	40.2	0.0	2.3	96.4	-0.4
GEW-040	09/08/15	58.0	40.2	0.0	1.8	96.4	-0.4
GEW-040	09/17/15	58.1	39.4	0.0	2.5	96.9	-0.5
GEW-040	09/21/15	57.2	40.6	0.0	2.2	96.4	-0.4
GEW-040	10/05/15	61.0	37.0	0.0	2.0	94.8	-0.4
GEW-040	10/12/15	58.4	40.7	0.0	0.9	93.6	-0.3
GEW-040	10/12/15	57.7	40.1	0.0	2.2	93.8	-0.3
GEW-040	10/19/15	58.5	41.2	0.0	0.3	90.1	0.0
GEW-040	10/27/15	59.2	38.1	0.1	2.6	90.6	-0.3
GEW-040	11/04/15	58.1	38.7	0.0	3.2	93.4	-0.1
GEW-040	11/10/15	58.6	40.0	0.0	1.4	92.0	-0.2
GEW-040	11/10/15	58.0	39.8	0.0	2.2	92.5	-0.3
GEW-040	11/17/15	55.9	40.4	0.0	3.7	89.0	-0.1
GEW-040	11/23/15	56.6	43.3	0.0	0.1	70.0	-0.9
GEW-040	11/30/15	56.7	43.2	0.0	0.1	70.0	-0.8

GEW-040 Wellhead Temperatures



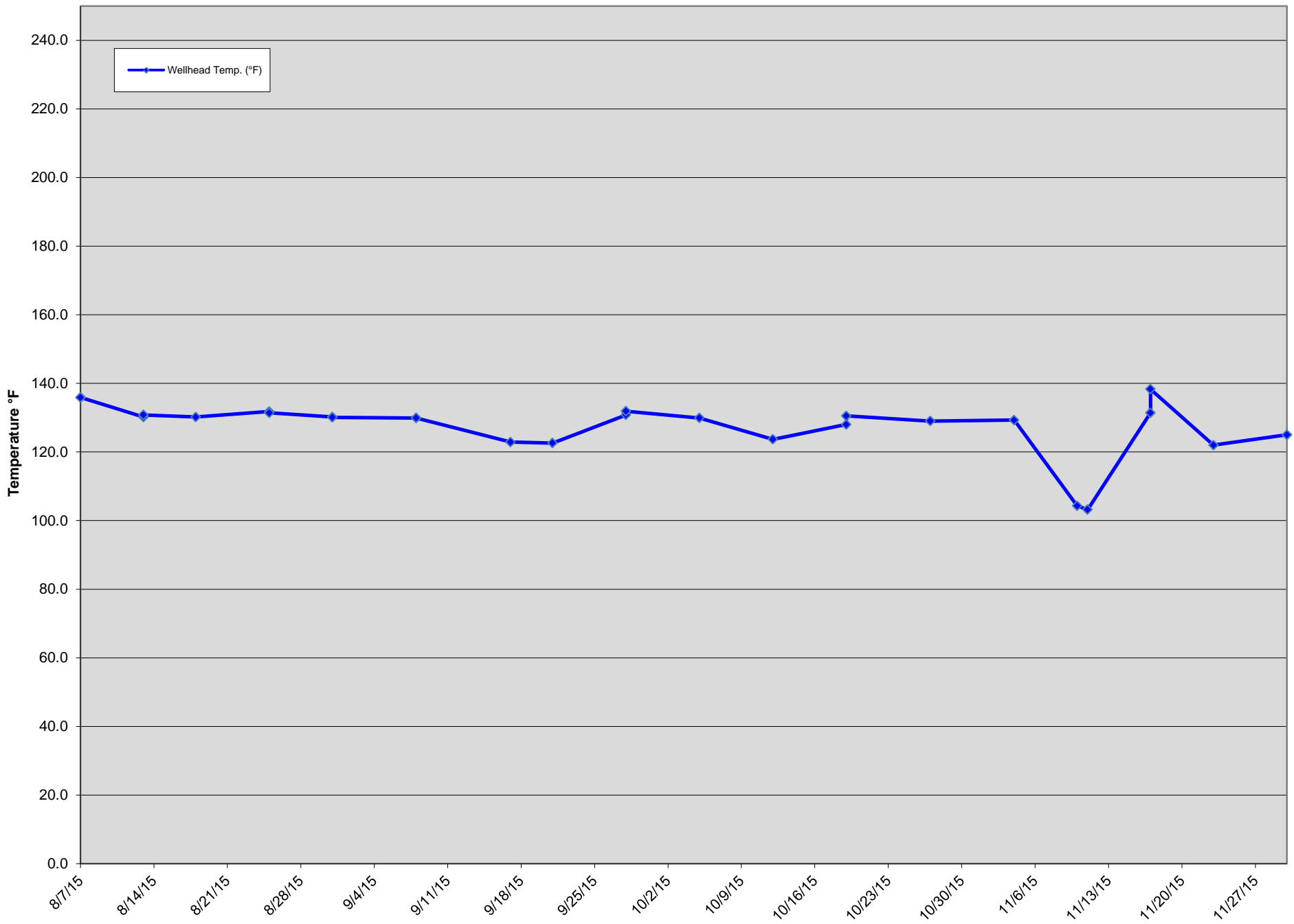
GEW ID#	Reading Date	CH4 (% Vol.)	CO2 (% Vol.)	Oxygen (% Vol.)	Balance (% Vol.)	Wellhead Temp. (°F)	Initial Static Pressure (In W.C.)
GEW-041R	08/07/15	57.0	40.7	0.0	2.3	110.2	-0.1
GEW-041R	08/07/15	56.6	41.1	0.0	2.3	110.4	-0.1
GEW-041R	08/13/15	57.6	40.4	0.0	2.0	107.6	-0.6
GEW-041R	08/18/15	58.2	40.4	0.1	1.3	107.4	-0.2
GEW-041R	08/25/15	58.3	38.7	0.0	3.0	109.5	-0.4
GEW-041R	08/31/15	57.5	38.5	0.0	4.0	109.4	-0.1
GEW-041R	08/31/15	57.3	39.9	0.0	2.8	110.2	-0.2
GEW-041R	09/08/15	56.9	41.3	0.0	1.8	107.9	-0.4
GEW-041R	09/08/15	57.7	40.5	0.0	1.8	107.9	-0.4
GEW-041R	09/17/15	56.7	39.9	0.0	3.4	107.9	-0.3
GEW-041R	09/21/15	56.8	40.1	0.0	3.1	107.8	-0.3
GEW-041R	10/05/15	57.8	39.3	0.0	2.9	107.2	-0.4
GEW-041R	10/12/15	57.2	39.4	0.0	3.4	106.8	-0.4
GEW-041R	10/19/15	56.7	41.4	0.0	1.9	93.6	0.3
GEW-041R	10/19/15	56.7	41.7	0.0	1.6	106.8	-0.2
GEW-041R	10/27/15	46.2	36.5	0.1	17.2	105.4	-0.3
GEW-041R	11/04/15	42.8	49.4	0.1	7.7	78.4	0.7
GEW-041R	11/04/15	51.0	44.3	0.0	4.7	78.4	0.7
GEW-041R	11/10/15	50.2	37.6	0.0	12.2	108.7	-2.8
GEW-041R	11/10/15	50.0	37.8	0.0	12.2	108.7	-2.7
GEW-041R	11/17/15	48.7	37.4	0.0	13.9	106.8	-2.2
GEW-041R	11/17/15	49.0	37.7	0.0	13.3	103.4	-0.7
GEW-041R	11/23/15	43.2	37.8	0.0	19.0	85.0	-1.6
GEW-041R	11/23/15	44.1	37.8	0.0	18.1	85.0	-1.4
GEW-041R	11/30/15	52.4	39.4	0.0	8.2	80.0	-0.6
GEW-041R	11/30/15	56.3	39.9	0.0	6.8	80.0	-0.5

GEW-041R Wellhead Temperatures



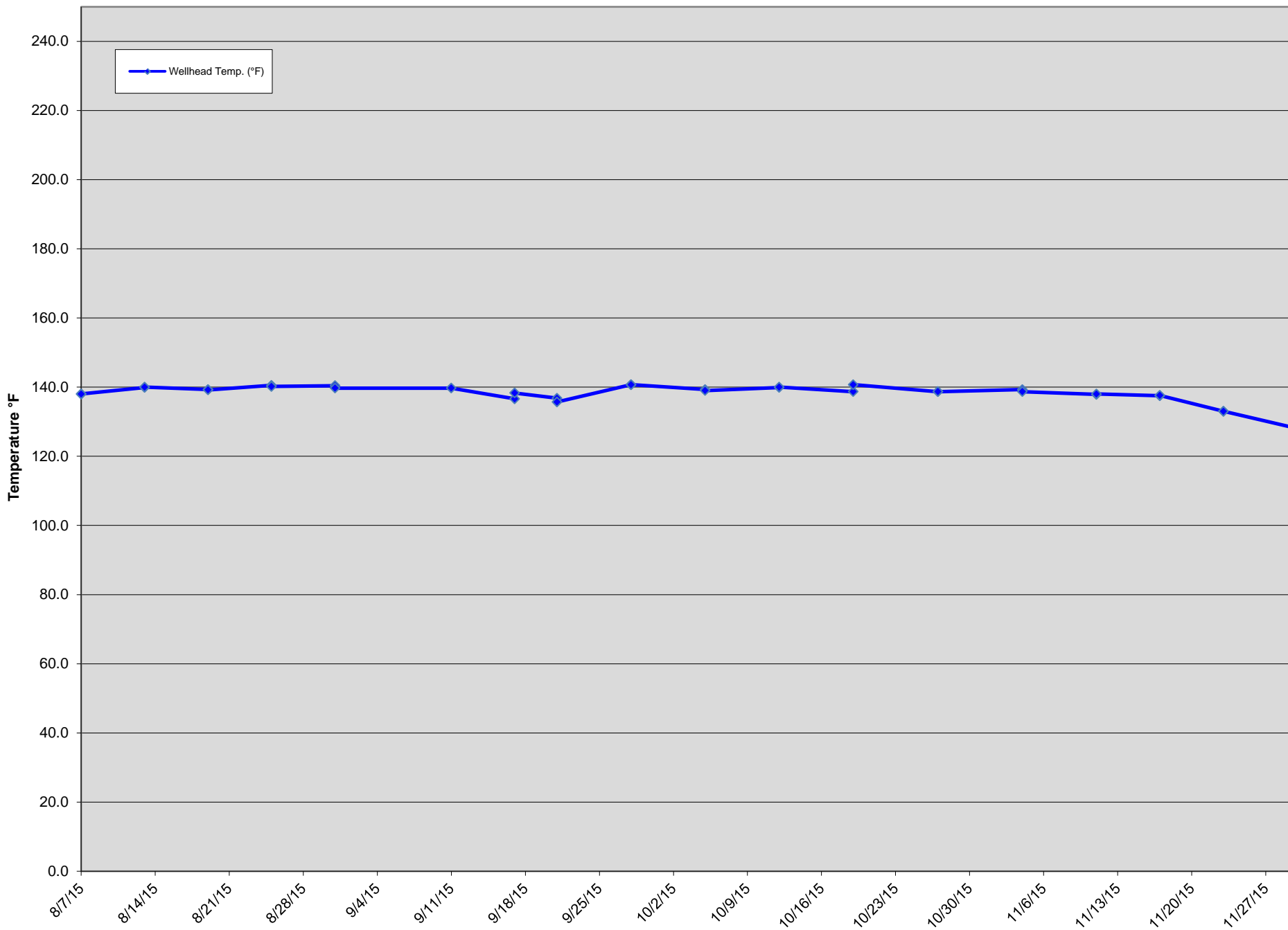
GEW ID#	Reading Date	CH4 (% Vol.)	CO2 (% Vol.)	Oxygen (% Vol.)	Balance (% Vol.)	Wellhead Temp. (°F)	Initial Static Pressure (In W.C.)
GEW-043R	08/07/15	55.7	41.5	0.0	2.8	135.9	-0.1
GEW-043R	08/07/15	55.8	42.2	0.0	2.0	135.9	-0.2
GEW-043R	08/13/15	56.0	39.6	0.0	4.4	130.2	-3.7
GEW-043R	08/13/15	55.9	41.8	0.0	2.3	130.8	-2.5
GEW-043R	08/18/15	56.3	41.5	0.2	2.0	130.2	-1.3
GEW-043R	08/25/15	56.2	40.1	0.0	3.7	131.8	-2.3
GEW-043R	08/25/15	56.3	40.2	0.0	3.5	131.4	-2.0
GEW-043R	08/31/15	54.6	41.8	0.0	3.6	130.2	-1.2
GEW-043R	08/31/15	54.8	41.5	0.0	3.7	130.1	-0.9
GEW-043R	09/08/15	55.2	42.7	0.0	2.1	129.9	-0.6
GEW-043R	09/08/15	55.2	42.7	0.0	2.1	129.9	-0.4
GEW-043R	09/17/15	55.5	40.3	0.0	4.2	122.9	-0.2
GEW-043R	09/21/15	55.4	41.1	0.0	3.5	122.6	-0.3
GEW-043R	09/28/15	55.3	41.3	0.0	3.4	130.8	0.4
GEW-043R	09/28/15	55.1	41.7	0.0	3.2	131.9	-0.1
GEW-043R	10/05/15	55.8	41.4	0.0	2.8	129.9	-0.9
GEW-043R	10/12/15	55.6	40.9	0.0	3.5	123.7	-1.1
GEW-043R	10/19/15	56.0	41.4	0.0	2.6	128.0	0.4
GEW-043R	10/19/15	55.6	42.0	0.0	2.4	130.5	-0.2
GEW-043R	10/27/15	53.8	41.3	0.0	4.9	129.0	-0.6
GEW-043R	11/04/15	55.8	40.3	0.0	3.9	129.3	-0.8
GEW-043R	11/10/15	54.6	42.7	0.0	2.7	104.3	1.2
GEW-043R	11/11/15	55.5	41.8	0.0	2.7	103.2	-1.3
GEW-043R	11/17/15	55.9	41.3	0.0	2.8	131.4	0.6
GEW-043R	11/17/15	55.3	42.1	0.0	2.6	138.3	-0.2
GEW-043R	11/23/15	53.0	43.7	0.0	3.3	122.0	-4.0
GEW-043R	11/30/15	53.5	43.5	0.0	3.0	125.0	-3.3
GEW-043R	11/30/15	54.0	43.2	0.0	2.8	125.0	-2.2

GEW-043R Wellhead Temperatures



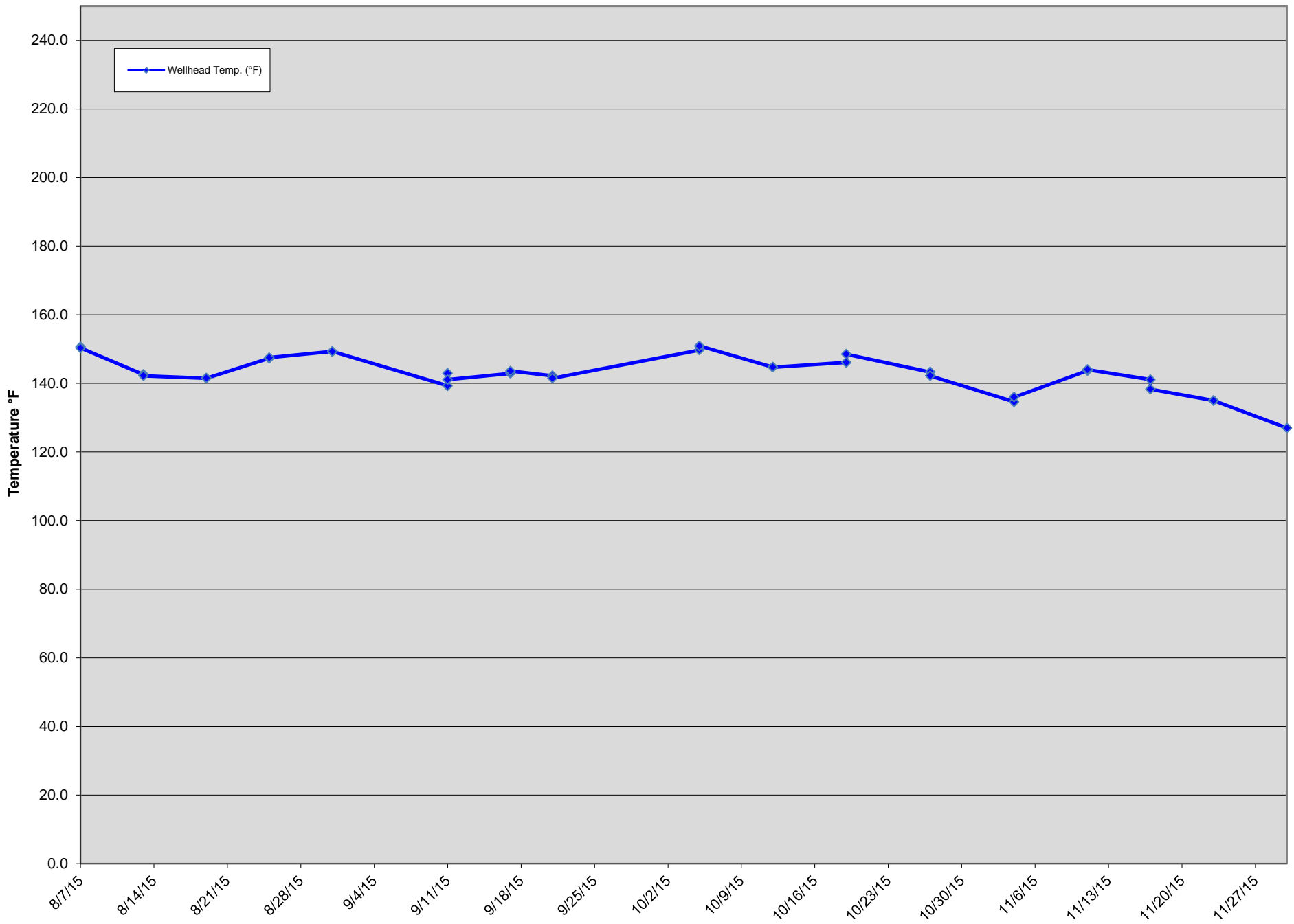
GEW ID#	Reading Date	CH4 (% Vol.)	CO2 (% Vol.)	Oxygen (% Vol.)	Balance (% Vol.)	Wellhead Temp. (°F)	Initial Static Pressure (In W.C.)
GEW-053	08/07/15	51.6	41.0	0.0	7.4	138.0	0.0
GEW-053	08/07/15	51.7	41.0	0.0	7.3	138.0	-0.1
GEW-053	08/13/15	51.3	42.4	0.1	6.2	139.9	-0.9
GEW-053	08/13/15	51.3	42.4	0.1	6.2	140.0	-0.9
GEW-053	08/19/15	50.7	42.7	0.0	6.6	139.3	-0.5
GEW-053	08/19/15	50.0	43.4	0.0	6.6	139.2	-0.5
GEW-053	08/25/15	51.2	41.6	0.0	7.2	140.5	-0.3
GEW-053	08/25/15	51.2	41.8	0.0	7.0	140.2	-0.3
GEW-053	08/31/15	51.5	41.0	0.0	7.5	140.4	-0.4
GEW-053	08/31/15	50.6	42.4	0.0	7.0	139.7	-0.3
GEW-053	09/11/15	50.7	42.7	0.0	6.6	139.7	-0.4
GEW-053	09/17/15	52.4	41.7	0.0	5.9	136.6	0.0
GEW-053	09/17/15	52.4	42.3	0.0	5.3	138.3	-0.1
GEW-053	09/21/15	52.2	42.3	0.0	5.5	136.8	-0.6
GEW-053	09/21/15	52.8	41.8	0.0	5.4	135.7	-0.4
GEW-053	09/28/15	51.1	41.0	0.0	7.9	140.7	0.0
GEW-053	09/28/15	51.0	42.3	0.0	6.7	140.7	-0.1
GEW-053	10/05/15	53.5	40.8	0.1	5.6	139.3	-0.5
GEW-053	10/05/15	52.3	41.5	0.0	6.2	139.0	-0.4
GEW-053	10/12/15	50.6	41.8	0.0	7.6	139.9	0.2
GEW-053	10/12/15	50.7	42.1	0.0	7.2	140.0	-0.1
GEW-053	10/19/15	50.9	42.9	0.0	6.2	138.7	0.3
GEW-053	10/19/15	51.1	42.9	0.0	6.0	140.7	-0.1
GEW-053	10/27/15	51.5	41.7	0.0	6.8	138.7	-0.3
GEW-053	10/27/15	51.3	43.1	0.0	5.6	138.7	-0.3
GEW-053	11/04/15	51.7	39.8	0.0	8.5	139.3	-0.2
GEW-053	11/04/15	50.6	41.2	0.0	8.2	138.7	-0.2
GEW-053	11/11/15	50.7	41.6	0.0	7.7	137.9	-0.8
GEW-053	11/11/15	51.0	40.9	0.0	8.1	138.0	-0.8
GEW-053	11/17/15	54.2	36.4	0.1	9.3	137.5	-0.2
GEW-053	11/17/15	51.5	41.0	0.0	7.5	137.6	-0.2
GEW-053	11/23/15	50.6	43.4	0.0	6.0	133.0	-2.0
GEW-053	11/23/15	50.7	42.9	0.0	6.4	133.0	-1.8
GEW-053	11/30/15	49.3	44.1	0.0	6.6	128.0	-0.3

GEW-053 Wellhead Temperatures



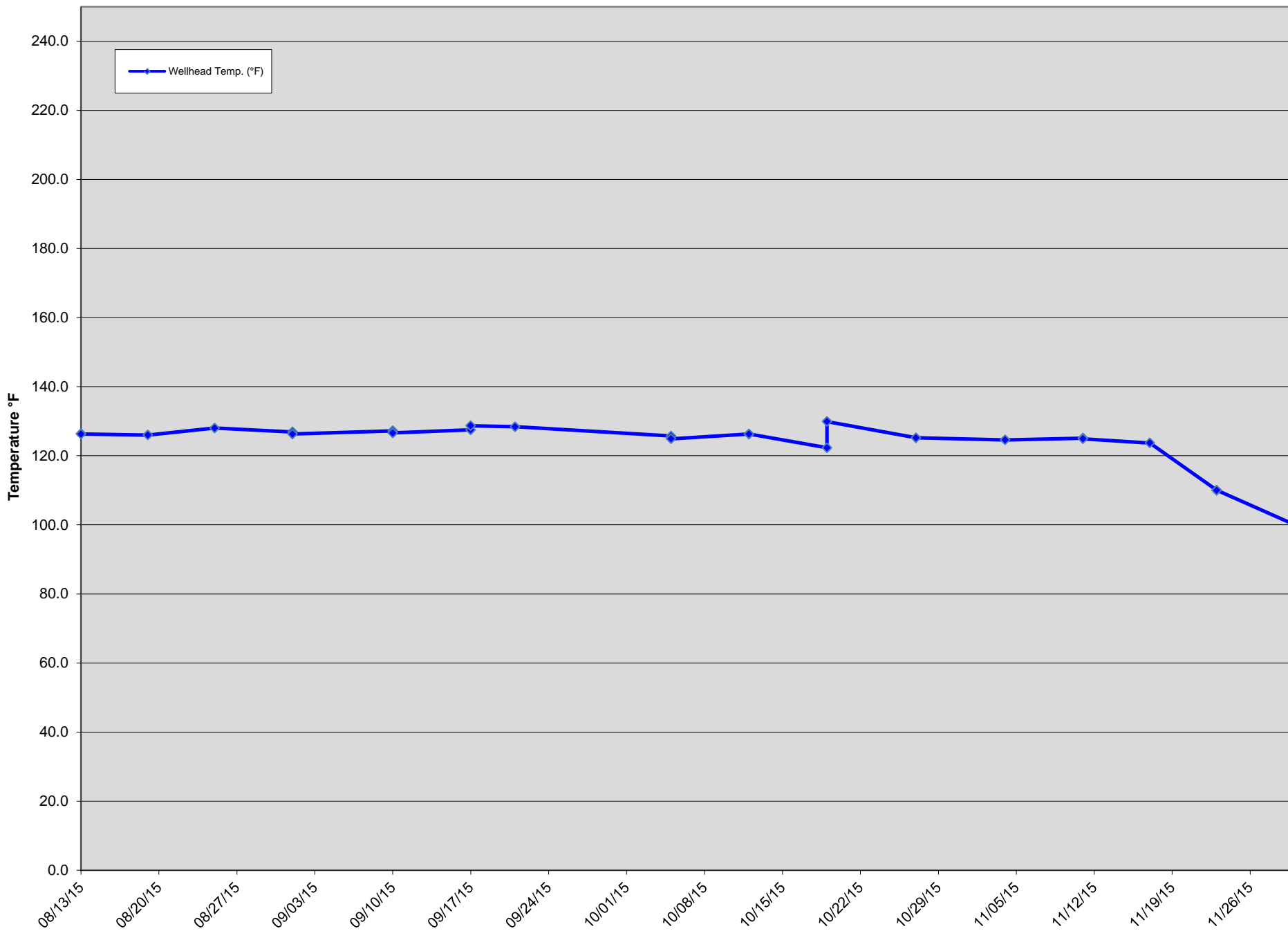
GEW ID#	Reading Date	CH4 (% Vol.)	CO2 (% Vol.)	Oxygen (% Vol.)	Balance (% Vol.)	Wellhead Temp. (°F)	Initial Static Pressure (In W.C.)
GEW-054	08/07/15	51.3	42.9	0.0	5.8	150.6	0.2
GEW-054	08/07/15	51.2	42.7	0.0	6.1	150.3	-0.1
GEW-054	08/13/15	52.8	41.2	0.1	5.9	142.6	-1.9
GEW-054	08/13/15	52.5	41.9	0.1	5.5	142.2	-1.3
GEW-054	08/19/15	52.1	42.6	0.0	5.3	141.5	-0.8
GEW-054	08/19/15	52.5	43.2	0.0	4.3	141.5	-0.9
GEW-054	08/25/15	53.2	41.9	0.0	4.9	147.3	-0.2
GEW-054	08/25/15	53.1	41.8	0.0	5.1	147.5	-0.2
GEW-054	08/31/15	52.6	42.2	0.0	5.2	149.3	0.1
GEW-054	08/31/15	52.3	42.7	0.0	5.0	149.3	-0.1
GEW-054	09/11/15	50.5	42.6	0.0	6.9	139.3	-0.3
GEW-054	09/11/15	52.4	42.5	0.0	5.1	142.9	-1.0
GEW-054	09/11/15	53.6	40.7	0.0	5.7	141.1	-0.4
GEW-054	09/17/15	52.8	41.8	0.0	5.4	142.9	0.1
GEW-054	09/17/15	52.6	41.7	0.0	5.7	143.6	-0.1
GEW-054	09/21/15	52.8	42.4	0.0	4.8	142.2	-0.4
GEW-054	09/21/15	52.6	42.0	0.0	5.4	141.5	-0.3
GEW-054	10/05/15	52.1	41.1	0.0	6.8	149.7	0.3
GEW-054	10/05/15	51.7	42.0	0.0	6.3	150.9	-0.1
GEW-054	10/12/15	52.2	42.6	0.0	5.2	144.7	-0.2
GEW-054	10/12/15	51.9	42.3	0.0	5.8	144.7	-0.2
GEW-054	10/19/15	53.6	41.9	0.0	4.5	146.1	0.9
GEW-054	10/19/15	52.1	42.5	0.0	5.4	148.5	-0.1
GEW-054	10/27/15	50.1	42.0	0.0	7.9	143.3	-2.7
GEW-054	10/27/15	51.5	41.3	0.0	7.2	142.2	-0.5
GEW-054	11/04/15	53.8	40.9	0.0	5.3	134.6	1.5
GEW-054	11/04/15	53.3	41.9	0.0	4.8	136.0	1.5
GEW-054	11/11/15	51.7	42.6	0.0	5.7	143.7	-4.1
GEW-054	11/11/15	52.3	41.8	0.0	5.9	144.0	-4.1
GEW-054	11/17/15	56.6	37.3	0.2	5.9	141.1	-4.4
GEW-054	11/17/15	53.5	41.1	0.0	5.4	138.3	-1.3
GEW-054	11/23/15	54.4	43.2	0.0	2.4	135.0	-2.9
GEW-054	11/23/15	53.8	43.9	0.0	2.3	135.0	-2.3
GEW-054	11/30/15	54.1	44.0	0.0	1.9	127.0	-1.0

GEW-054 Wellhead Temperatures



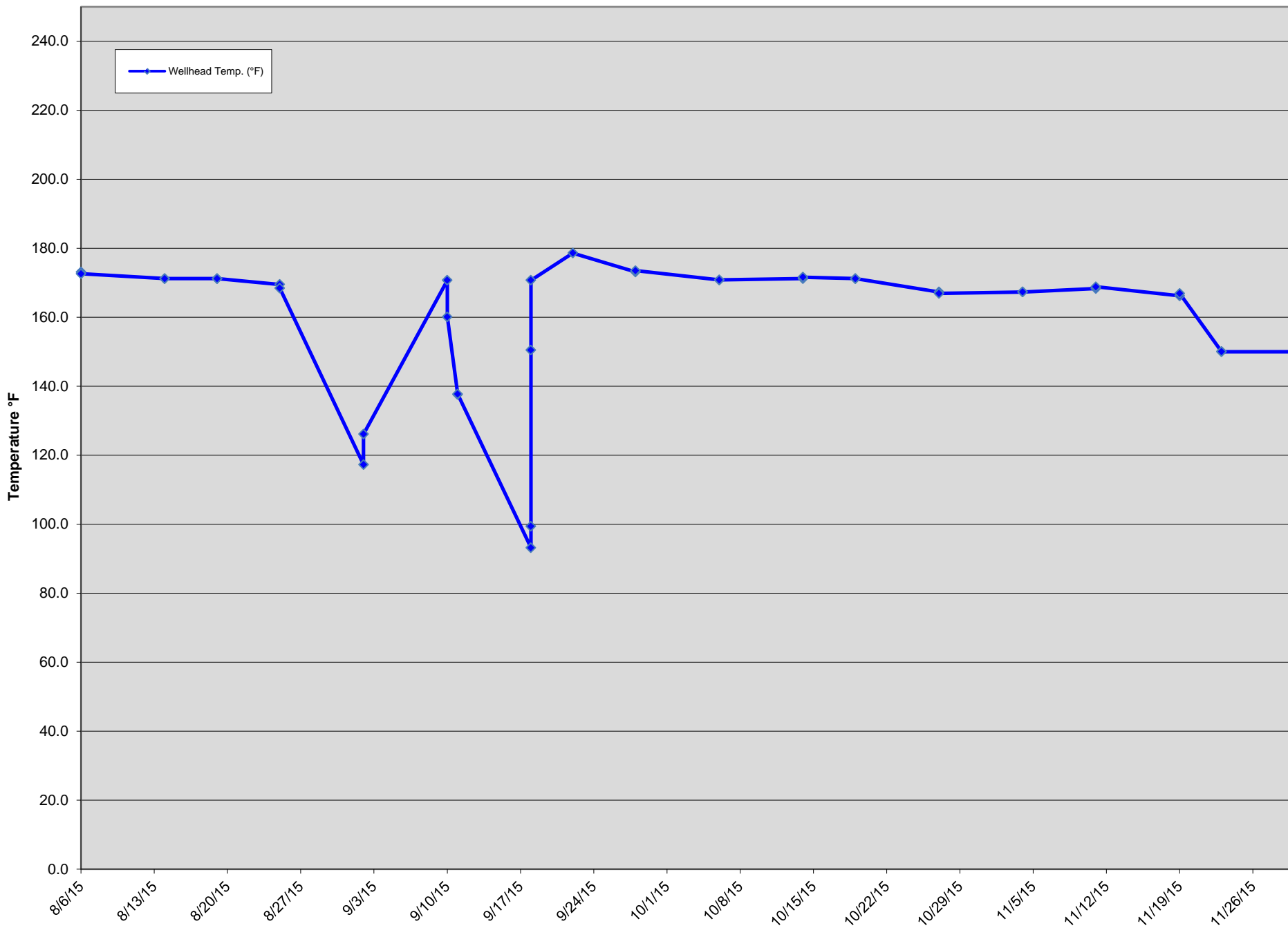
GEW ID#	Reading Date	CH4 (% Vol.)	CO2 (% Vol.)	Oxygen (% Vol.)	Balance (% Vol.)	Wellhead Temp. (°F)	Initial Static Pressure (In W.C.)
GEW-055	08/13/15	53.3	42.2	0.1	4.4	126.4	-0.7
GEW-055	08/13/15	53.5	42.4	0.1	4.0	126.3	-0.7
GEW-055	08/19/15	53.4	42.3	0.0	4.3	126.0	-0.6
GEW-055	08/25/15	54.4	41.7	0.0	3.9	128.0	-0.3
GEW-055	09/01/15	53.3	42.3	0.2	4.2	126.9	-0.4
GEW-055	09/01/15	53.3	42.1	0.2	4.4	126.3	-0.4
GEW-055	09/10/15	53.2	43.2	0.0	3.6	127.2	-0.3
GEW-055	09/10/15	53.1	43.3	0.0	3.6	126.6	-0.3
GEW-055	09/17/15	54.0	42.3	0.0	3.7	127.5	0.0
GEW-055	09/17/15	53.7	42.0	0.0	4.3	128.7	-0.1
GEW-055	09/21/15	53.6	42.4	0.0	4.0	128.4	-0.3
GEW-055	10/05/15	54.6	41.7	0.0	3.7	125.7	-1.1
GEW-055	10/05/15	54.1	42.5	0.0	3.4	124.9	-0.8
GEW-055	10/12/15	53.1	42.5	0.0	4.4	126.3	-0.1
GEW-055	10/12/15	53.8	41.8	0.0	4.4	126.3	-0.1
GEW-055	10/19/15	53.5	42.5	0.0	4.0	122.3	0.4
GEW-055	10/19/15	53.1	43.4	0.0	3.5	129.9	-0.2
GEW-055	10/27/15	53.1	42.1	0.0	4.8	125.2	-0.6
GEW-055	11/04/15	53.6	42.1	0.0	4.3	124.6	-0.4
GEW-055	11/11/15	52.5	42.4	0.0	5.1	125.1	-0.9
GEW-055	11/11/15	52.9	41.7	0.0	5.4	124.9	-0.9
GEW-055	11/17/15	53.0	40.3	0.0	6.7	123.7	-0.5
GEW-055	11/23/15	53.4	43.8	0.0	2.8	110.0	-1.5
GEW-055	11/23/15	53.2	43.7	0.0	3.1	110.0	-1.2
GEW-055	11/30/15	54.4	44.6	0.0	1.0	100.0	-0.1

GEW-055 Wellhead Temperatures



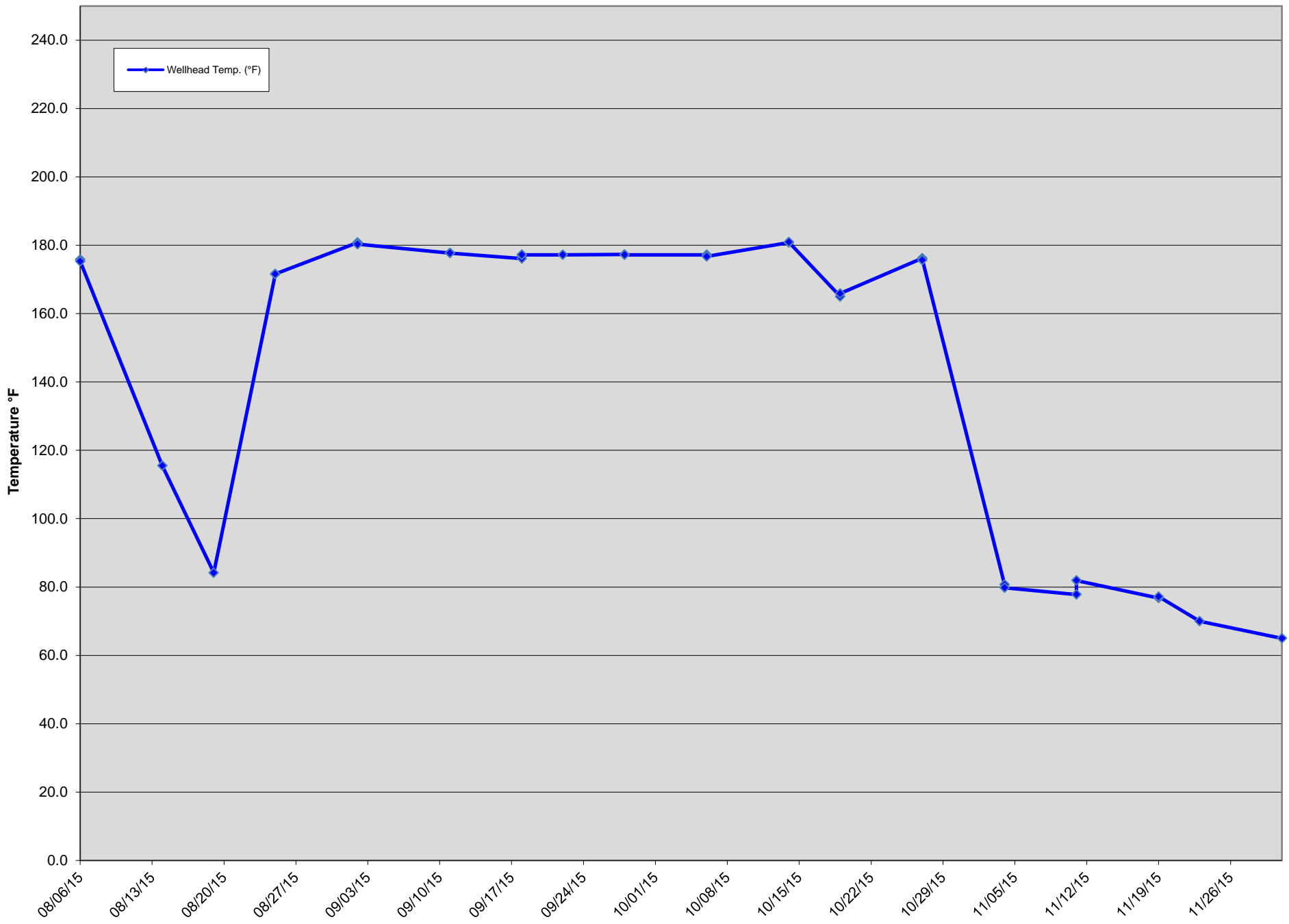
GEW ID#	Reading Date	CH4 (% Vol.)	CO2 (% Vol.)	Oxygen (% Vol.)	Balance (% Vol.)	Wellhead Temp. (°F)	Initial Static Pressure (In W.C.)
GEW-056R	08/06/15	2.7	53.5	0.1	43.7	173.1	-1.0
GEW-056R	08/06/15	2.6	53.5	0.0	43.9	172.6	-0.9
GEW-056R	08/14/15	5.0	38.4	1.1	55.5	171.2	-1.9
GEW-056R	08/14/15	4.8	42.9	0.9	51.4	171.2	-1.9
GEW-056R	08/19/15	4.0	43.2	0.5	52.3	171.2	-1.7
GEW-056R	08/19/15	3.7	48.3	0.4	47.6	171.2	-1.7
GEW-056R	08/25/15	3.3	50.1	0.1	46.5	169.5	-1.3
GEW-056R	08/25/15	3.2	50.4	0.1	46.3	168.4	-1.3
GEW-056R	09/02/15	0.9	56.4	0.1	42.6	117.3	0.4
GEW-056R	09/02/15	0.8	57.8	0.0	41.4	126.1	-0.2
GEW-056R	09/10/15	0.7	58.2	0.1	41.0	170.7	-0.8
GEW-056R	09/10/15	0.6	59.0	0.1	40.3	160.1	-0.4
GEW-056R	09/11/15	0.7	59.1	0.0	40.2	137.6	-0.2
GEW-056R	09/11/15	0.6	56.6	0.0	42.8	137.7	-0.1
GEW-056R	09/18/15	2.1	61.0	0.2	36.7	93.2	0.3
GEW-056R	09/18/15	1.2	60.8	0.0	38.0	99.4	-0.2
GEW-056R	09/18/15	0.9	57.5	0.0	41.6	150.5	0.0
GEW-056R	09/18/15	1.3	59.3	0.0	39.4	170.7	-0.5
GEW-056R	09/22/15	10.2	46.9	0.3	42.6	178.6	-1.7
GEW-056R	09/28/15	16.6	42.1	0.5	40.8	173.1	-3.4
GEW-056R	09/28/15	16.6	41.8	0.5	41.1	173.5	-3.4
GEW-056R	10/06/15	11.6	37.9	0.6	49.9	170.8	-4.2
GEW-056R	10/06/15	11.7	38.0	0.4	49.9	170.8	-4.2
GEW-056R	10/14/15	14.2	45.6	0.1	40.1	171.2	-2.1
GEW-056R	10/14/15	13.8	44.8	0.1	41.3	171.6	-2.1
GEW-056R	10/19/15	14.3	41.8	0.2	43.7	171.2	-1.3
GEW-056R	10/19/15	13.9	45.6	0.2	40.3	171.2	-1.4
GEW-056R	10/27/15	13.2	45.6	0.3	40.9	167.3	-2.6
GEW-056R	10/27/15	13.1	43.3	0.1	43.5	166.9	-2.6
GEW-056R	11/04/15	12.6	39.4	0.4	47.6	167.3	-1.6
GEW-056R	11/04/15	12.3	45.1	0.2	42.4	167.3	-1.5
GEW-056R	11/11/15	16.1	43.5	0.0	40.4	168.3	-2.6
GEW-056R	11/11/15	15.6	42.9	0.0	41.5	168.8	-2.6
GEW-056R	11/19/15	10.0	40.1	0.2	49.7	166.2	-2.8
GEW-056R	11/19/15	9.9	40.9	0.1	49.1	166.9	-2.8
GEW-056R	11/23/15	7.5	41.6	0.2	50.7	150.0	-2.9
GEW-056R	11/23/15	7.5	41.0	0.2	51.3	150.0	-3.1
GEW-056R	11/30/15	8.7	43.1	0.3	47.9	150.0	-2.8
GEW-056R	11/30/15	8.6	42.7	0.2	48.5	150.0	-2.8

GEW-056R Wellhead Temperatures



GEW ID#	Reading Date	CH4 (% Vol.)	CO2 (% Vol.)	Oxygen (% Vol.)	Balance (% Vol.)	Wellhead Temp. (°F)	Initial Static Pressure (In W.C.)
GEW-109	08/06/15	3.4	53.5	0.0	43.1	175.8	-27.2
GEW-109	08/06/15	3.5	53.1	0.0	43.4	175.3	-27.3
GEW-109	08/14/15	5.3	39.0	3.8	51.9	115.5	-23.3
GEW-109	08/19/15	11.3	41.1	3.9	43.7	84.2	-27.1
GEW-109	08/25/15	6.2	52.8	0.1	40.9	171.6	-24.8
GEW-109	08/25/15	6.1	53.8	0.0	40.1	171.6	-27.1
GEW-109	09/02/15	5.2	54.4	0.0	40.4	180.8	-22.6
GEW-109	09/02/15	4.7	55.0	0.0	40.3	180.3	-22.9
GEW-109	09/11/15	6.1	55.8	0.0	38.1	177.7	-27.1
GEW-109	09/11/15	5.4	55.7	0.0	38.9	177.7	-25.8
GEW-109	09/18/15	4.7	49.8	0.4	45.1	176.1	-27.7
GEW-109	09/18/15	6.9	54.3	0.0	38.8	177.2	-30.3
GEW-109	09/18/15	6.4	54.4	0.0	39.2	177.2	-30.7
GEW-109	09/22/15	6.9	52.9	0.2	40.0	177.2	-29.4
GEW-109	09/28/15	8.2	50.1	0.0	41.7	177.3	-30.9
GEW-109	09/28/15	7.2	53.3	0.0	39.5	177.2	-31.2
GEW-109	10/06/15	7.8	48.6	0.0	43.6	177.2	-30.2
GEW-109	10/06/15	7.1	50.9	0.0	42.0	176.7	-29.8
GEW-109	10/14/15	6.1	54.9	0.0	39.0	180.8	-26.4
GEW-109	10/14/15	6.1	55.2	0.0	38.7	180.9	-26.9
GEW-109	10/19/15	7.4	47.2	0.6	44.8	165.0	-23.4
GEW-109	10/19/15	8.3	50.5	0.6	40.6	165.9	-23.9
GEW-109	10/27/15	7.4	50.0	0.0	42.6	176.2	-19.9
GEW-109	10/27/15	5.7	52.9	0.1	41.3	175.7	-19.6
GEW-109	11/04/15	2.1	53.8	0.0	44.1	80.7	-7.6
GEW-109	11/04/15	2.2	55.2	0.0	42.6	79.8	-5.8
GEW-109	11/11/15	4.0	60.5	0.0	35.5	77.8	-2.0
GEW-109	11/11/15	6.6	59.0	0.0	34.4	81.9	-8.5
GEW-109	11/19/15	6.1	51.4	0.0	42.5	76.8	-12.9
GEW-109	11/19/15	6.1	52.1	0.0	41.8	77.2	-13.1
GEW-109	11/23/15	4.8	46.7	2.7	45.8	70.0	-10.7
GEW-109	12/01/15	5.6	54.6	0.0	39.8	65.0	-12.5

GEW-109 Wellhead Temperatures



GEW ID#	Reading Date	CH4 (% Vol.)	CO2 (% Vol.)	Oxygen (% Vol.)	Balance (% Vol.)	Wellhead Temp. (°F)	Initial Static Pressure (In W.C.)
GEW-110	08/06/15	2.8	11.5	16.6	69.1	78.5	-0.2
GEW-110	08/06/15	1.3	6.9	19.0	72.8	79.4	-0.2
GEW-110	08/14/15	6.1	22.0	13.1	58.8	118.3	-0.5
GEW-110	08/14/15	3.3	19.4	13.0	64.3	118.3	-0.5
GEW-110	08/19/15	4.6	19.4	15.6	60.4	95.9	-1.1
GEW-110	08/19/15	2.7	16.5	15.4	65.4	95.8	-1.1
GEW-110	08/25/15	5.6	12.2	14.1	68.1	106.0	-1.2
GEW-110	08/25/15	5.6	12.1	14.1	68.2	105.8	-1.2
GEW-110	09/02/15	9.8	22.0	9.8	58.4	131.1	-0.5
GEW-110	09/02/15	10.1	22.9	9.7	57.3	132.4	-0.5
GEW-110	09/11/15	8.8	23.0	11.2	57.0	130.0	-0.7
GEW-110	09/11/15	8.3	24.2	11.1	56.4	134.0	-0.6
GEW-110	09/18/15	5.4	24.0	14.1	56.5	133.3	-0.4
GEW-110	09/18/15	5.9	17.6	12.2	64.3	136.0	-0.4
GEW-110	09/18/15	5.8	17.5	12.2	64.5	135.3	-0.4
GEW-110	09/22/15	5.2	18.7	13.9	62.2	124.6	-0.4
GEW-110	09/28/15	4.7	13.0	13.8	68.5	113.4	-0.4
GEW-110	09/28/15	4.5	13.0	13.9	68.6	114.7	-0.5
GEW-110	10/06/15	1.4	10.0	16.9	71.7	107.6	-0.2
GEW-110	10/06/15	1.4	10.6	16.9	71.1	108.2	-0.2
GEW-110	10/15/15	4.4	15.9	13.7	66.0	112.5	-0.2
GEW-110	10/15/15	3.8	15.0	13.8	67.4	115.2	-0.2
GEW-110	10/19/15	14.8	30.6	8.1	46.5	120.2	-0.2
GEW-110	10/19/15	11.0	26.5	8.2	54.3	120.2	-0.2
GEW-110	10/27/15	1.6	13.7	15.4	69.3	116.0	-0.2
GEW-110	10/27/15	1.9	13.3	15.3	69.5	116.8	-0.2
GEW-110	11/04/15	2.6	42.4	10.9	44.1	126.6	-0.1
GEW-110	11/04/15	3.2	26.2	12.8	57.8	126.6	0.0
GEW-110	11/11/15	10.4	50.1	2.0	37.5	128.0	-2.0
GEW-110	11/11/15	8.3	42.5	4.4	44.8	133.0	-1.4
GEW-110	11/19/15	1.2	14.6	16.2	68.0	107.4	-0.7
GEW-110	11/19/15	1.1	13.6	16.4	68.9	107.0	-0.6
GEW-110	11/23/15	0.2	5.8	19.0	75.0	70.0	-0.6
GEW-110	11/23/15	0.3	5.9	19.0	74.8	70.0	-0.6
GEW-110	11/30/15	2.8	15.6	15.0	66.6	80.0	-0.7
GEW-110	11/30/15	3.1	15.3	15.6	66.0	80.0	-0.7

GEW-110 Wellhead Temperatures

