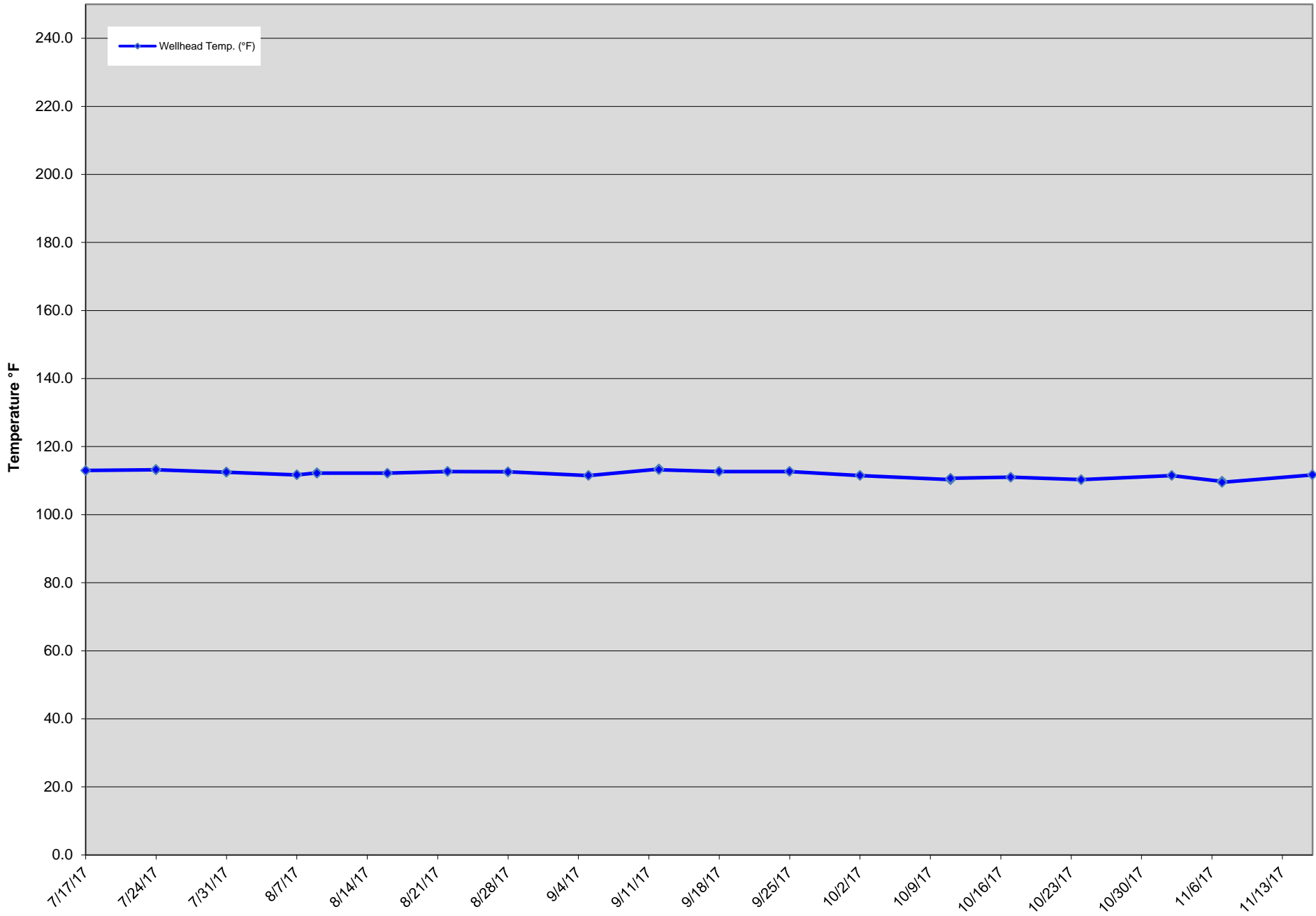


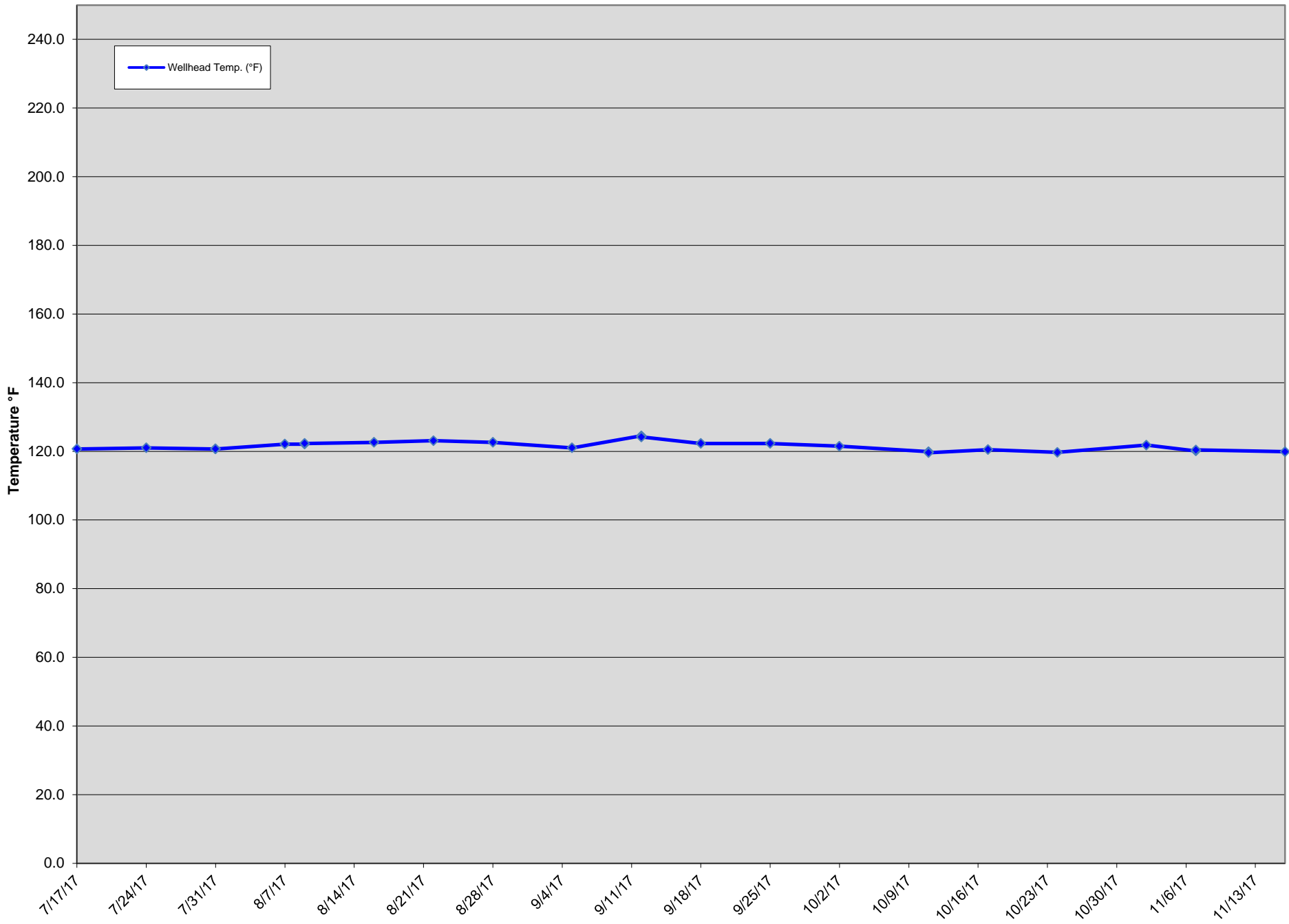
| GEW ID# | Reading Date | CH4 (% Vol.) | CO2 (% Vol.) | Oxygen (% Vol.) | Balance (% Vol.) | Wellhead Temp. (°F) | Initial Static Pressure (In W.C.) |
|---------|--------------|--------------|--------------|-----------------|------------------|---------------------|-----------------------------------|
| GEW-008 | 07/17/17 | 53.7 | 38.9 | 0.0 | 7.4 | 113.0 | -0.8 |
| GEW-008 | 07/24/17 | 53.3 | 39.9 | 0.0 | 6.8 | 113.2 | -0.7 |
| GEW-008 | 07/24/17 | 51.4 | 43.2 | 0.0 | 5.4 | 113.2 | -0.7 |
| GEW-008 | 07/31/17 | 51.8 | 42.1 | 0.0 | 6.1 | 112.5 | -0.7 |
| GEW-008 | 07/31/17 | 51.7 | 43.5 | 0.0 | 4.8 | 112.5 | -0.6 |
| GEW-008 | 08/07/17 | 54.7 | 38.1 | 0.0 | 7.2 | 111.7 | -0.7 |
| GEW-008 | 08/09/17 | 51.9 | 42.2 | 0.0 | 5.9 | 112.3 | -0.6 |
| GEW-008 | 08/09/17 | 51.8 | 42.3 | 0.0 | 5.9 | 112.2 | -0.6 |
| GEW-008 | 08/16/17 | 53.5 | 39.1 | 0.0 | 7.4 | 112.2 | -0.6 |
| GEW-008 | 08/22/17 | 53.4 | 41.0 | 0.0 | 5.6 | 112.7 | -0.2 |
| GEW-008 | 08/28/17 | 53.3 | 40.9 | 0.0 | 5.8 | 112.6 | -0.4 |
| GEW-008 | 09/05/17 | 54.8 | 38.6 | 0.0 | 6.6 | 111.5 | -0.7 |
| GEW-008 | 09/12/17 | 53.1 | 38.2 | 0.0 | 8.7 | 113.4 | -0.1 |
| GEW-008 | 09/12/17 | 50.9 | 42.9 | 0.0 | 6.2 | 113.2 | -0.1 |
| GEW-008 | 09/18/17 | 52.2 | 41.8 | 0.0 | 6.0 | 112.7 | -0.5 |
| GEW-008 | 09/25/17 | 53.3 | 41.9 | 0.0 | 4.8 | 112.7 | -0.6 |
| GEW-008 | 10/02/17 | 54.2 | 38.9 | 0.0 | 6.9 | 111.5 | -0.8 |
| GEW-008 | 10/11/17 | 53.8 | 41.2 | 0.0 | 5.0 | 110.3 | -1.0 |
| GEW-008 | 10/11/17 | 52.0 | 43.7 | 0.0 | 4.3 | 110.7 | -1.0 |
| GEW-008 | 10/17/17 | 53.4 | 41.7 | 0.0 | 4.9 | 111.0 | -0.7 |
| GEW-008 | 10/24/17 | 52.9 | 42.3 | 0.0 | 4.8 | 110.3 | -0.9 |
| GEW-008 | 11/02/17 | 53.9 | 39.6 | 0.0 | 6.5 | 111.5 | -0.5 |
| GEW-008 | 11/07/17 | 54.1 | 42.0 | 0.0 | 3.9 | 109.8 | -0.5 |
| GEW-008 | 11/07/17 | 52.9 | 41.2 | 0.0 | 5.9 | 109.5 | -0.4 |
| GEW-008 | 11/16/17 | 54.4 | 39.7 | 0.0 | 5.9 | 111.7 | -0.5 |

GEW-008 Wellhead Temperatures



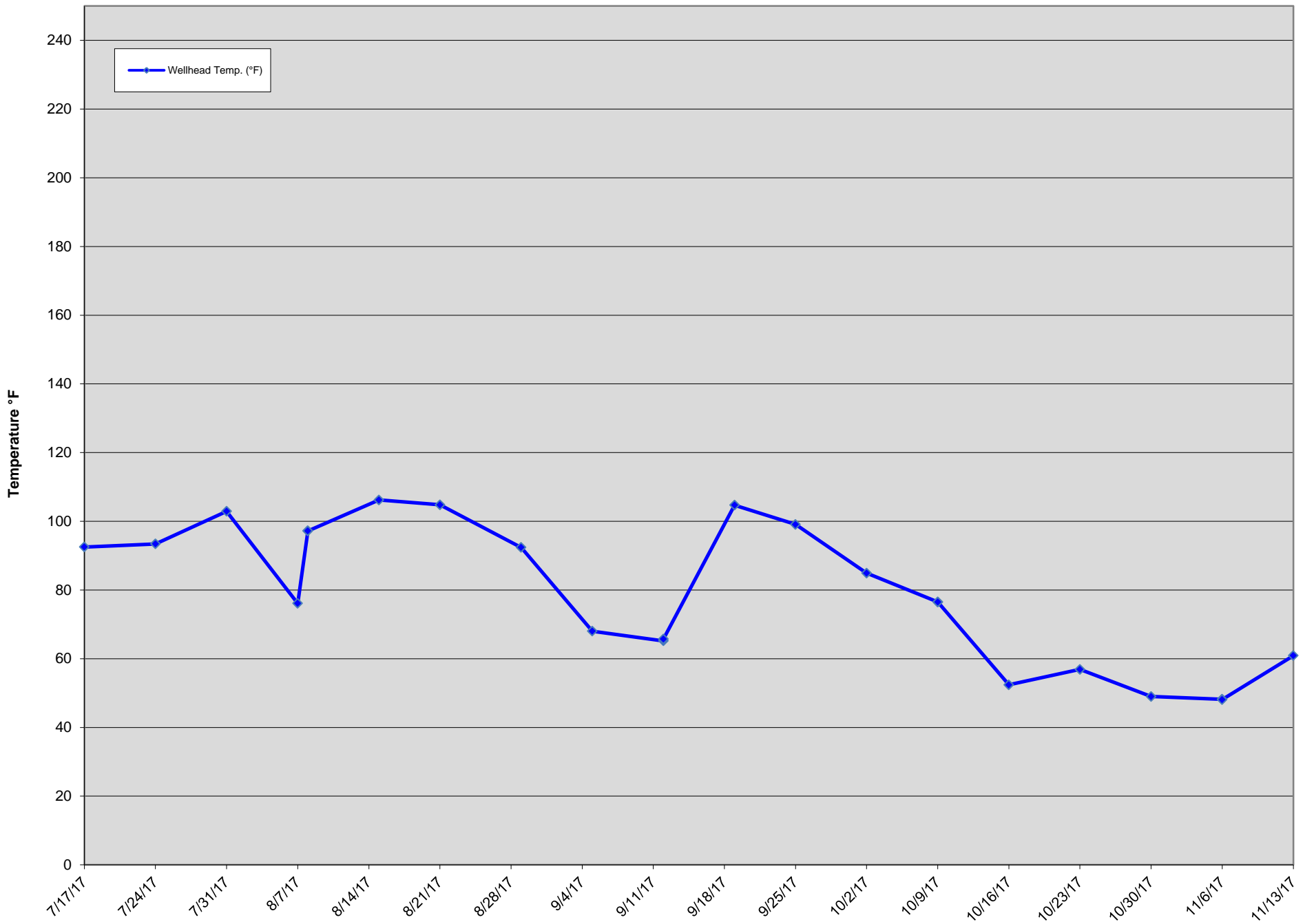
| GEW ID# | Reading Date | CH4 (% Vol.) | CO2 (% Vol.) | Oxygen (% Vol.) | Balance (% Vol.) | Wellhead Temp. (°F) | Initial Static Pressure (In W.C.) |
|---------|--------------|--------------|--------------|-----------------|------------------|---------------------|-----------------------------------|
| GEW-009 | 07/17/17 | 50.2 | 40.8 | 0.0 | 9.0 | 120.7 | -0.5 |
| GEW-009 | 07/24/17 | 51.7 | 40.8 | 0.0 | 7.5 | 121.0 | -0.5 |
| GEW-009 | 07/31/17 | 50.1 | 42.5 | 0.0 | 7.4 | 120.7 | -0.5 |
| GEW-009 | 07/31/17 | 50.7 | 42.0 | 0.0 | 7.3 | 120.7 | -0.4 |
| GEW-009 | 08/07/17 | 52.5 | 41.1 | 0.0 | 6.4 | 122.1 | -0.4 |
| GEW-009 | 08/09/17 | 51.4 | 40.6 | 0.0 | 8.0 | 122.1 | -0.4 |
| GEW-009 | 08/09/17 | 51.3 | 41.0 | 0.0 | 7.7 | 122.3 | -0.3 |
| GEW-009 | 08/16/17 | 51.6 | 40.5 | 0.0 | 7.9 | 122.6 | -0.4 |
| GEW-009 | 08/22/17 | 51.0 | 41.3 | 0.0 | 7.7 | 123.1 | -0.1 |
| GEW-009 | 08/28/17 | 51.5 | 41.0 | 0.0 | 7.5 | 122.6 | -0.3 |
| GEW-009 | 09/05/17 | 52.0 | 41.4 | 0.0 | 6.6 | 121.0 | -0.5 |
| GEW-009 | 09/12/17 | 51.4 | 41.0 | 0.0 | 7.6 | 124.5 | -0.1 |
| GEW-009 | 09/12/17 | 50.5 | 38.4 | 0.0 | 11.1 | 124.2 | -0.1 |
| GEW-009 | 09/18/17 | 50.6 | 41.4 | 0.0 | 8.0 | 122.3 | -0.3 |
| GEW-009 | 09/25/17 | 53.1 | 41.9 | 0.0 | 5.0 | 122.3 | -0.4 |
| GEW-009 | 10/02/17 | 51.2 | 40.8 | 0.0 | 8.0 | 121.5 | -0.5 |
| GEW-009 | 10/11/17 | 49.5 | 40.5 | 0.0 | 10.0 | 119.9 | -0.6 |
| GEW-009 | 10/11/17 | 49.9 | 39.4 | 0.0 | 10.7 | 119.6 | -0.6 |
| GEW-009 | 10/17/17 | 48.7 | 39.9 | 0.1 | 11.3 | 120.5 | -0.4 |
| GEW-009 | 10/24/17 | 52.1 | 39.9 | 0.2 | 7.8 | 119.7 | -0.6 |
| GEW-009 | 11/02/17 | 51.8 | 38.3 | 0.1 | 9.8 | 121.8 | -0.5 |
| GEW-009 | 11/07/17 | 49.2 | 40.7 | 0.0 | 10.1 | 120.1 | -0.3 |
| GEW-009 | 11/07/17 | 50.7 | 37.8 | 0.0 | 11.5 | 120.4 | -0.3 |
| GEW-009 | 11/16/17 | 49.1 | 40.0 | 0.0 | 10.9 | 119.9 | -0.4 |

GEW-009 Wellhead Temperatures



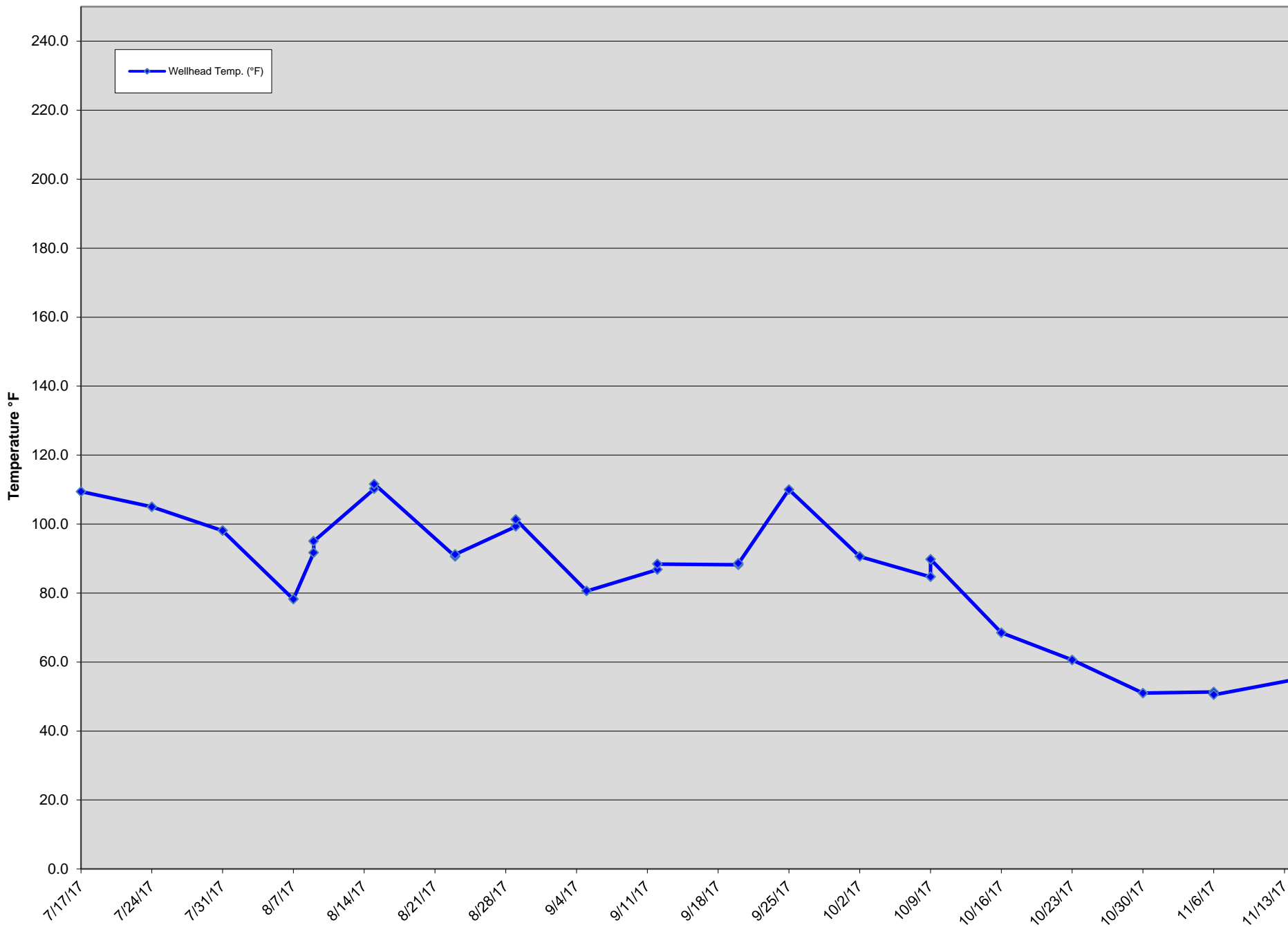
| GEW ID# | Reading Date | CH4 (% Vol.) | CO2 (% Vol.) | Oxygen (% Vol.) | Balance (% Vol.) | Wellhead Temp. (°F) | Initial Static Pressure (In W.C.) |
|---------|--------------|--------------|--------------|-----------------|------------------|---------------------|-----------------------------------|
| GEW-010 | 7/17/17 | 55.9 | 41.9 | 0.0 | 2.2 | 92.5 | -1.3 |
| GEW-010 | 7/24/17 | 56.8 | 39.3 | 0.0 | 3.9 | 93.4 | -1.3 |
| GEW-010 | 7/31/17 | 56.6 | 40.0 | 0.0 | 3.4 | 102.9 | -1.5 |
| GEW-010 | 8/7/17 | 57.1 | 39.4 | 0.0 | 3.5 | 76.1 | -1.2 |
| GEW-010 | 8/8/17 | 57.6 | 37.5 | 0.0 | 4.9 | 97.2 | -1.3 |
| GEW-010 | 8/8/17 | 56.6 | 39.5 | 0.0 | 3.9 | 97.2 | -1.2 |
| GEW-010 | 8/15/17 | 56.2 | 38.9 | 0.0 | 4.9 | 106.2 | -1.1 |
| GEW-010 | 8/21/17 | 57.1 | 38.6 | 0.0 | 4.3 | 104.8 | -1.5 |
| GEW-010 | 8/29/17 | 56.6 | 39 | 0.0 | 4.4 | 92.4 | -0.8 |
| GEW-010 | 9/5/17 | 57.2 | 39.8 | 0.0 | 3.0 | 68.0 | -1.0 |
| GEW-010 | 9/12/17 | 55.2 | 40.2 | 0.0 | 4.6 | 65.2 | -0.8 |
| GEW-010 | 9/12/17 | 53.8 | 39.2 | 0.0 | 7.0 | 65.7 | -0.7 |
| GEW-010 | 9/19/17 | 55.7 | 42.3 | 0.0 | 2.0 | 104.7 | -0.5 |
| GEW-010 | 9/25/17 | 52.6 | 45.7 | 0.0 | 1.7 | 99.1 | -0.7 |
| GEW-010 | 10/2/17 | 53.6 | 45.2 | 0.0 | 1.2 | 84.9 | -0.7 |
| GEW-010 | 10/9/17 | 55.2 | 38.9 | 0.0 | 5.9 | 76.5 | -0.9 |
| GEW-010 | 10/9/17 | 53.1 | 39.4 | 0.0 | 7.5 | 76.5 | -0.9 |
| GEW-010 | 10/16/17 | 59.0 | 38.9 | 0.0 | 2.1 | 52.4 | -0.9 |
| GEW-010 | 10/23/17 | 60.1 | 39.9 | 0.0 | 0.0 | 56.9 | -0.9 |
| GEW-010 | 10/30/17 | 59.7 | 40.2 | 0.1 | 0.0 | 49.0 | -1.0 |
| GEW-010 | 11/6/17 | 57.2 | 40.6 | 0.0 | 2.2 | 48.2 | -0.7 |
| GEW-010 | 11/6/17 | 57.1 | 38.9 | 0.0 | 4.0 | 48.1 | -0.8 |
| GEW-010 | 11/13/17 | 51.0 | 49.0 | 0.0 | 0.0 | 60.9 | -0.3 |

GEW-010 Wellhead Temperatures



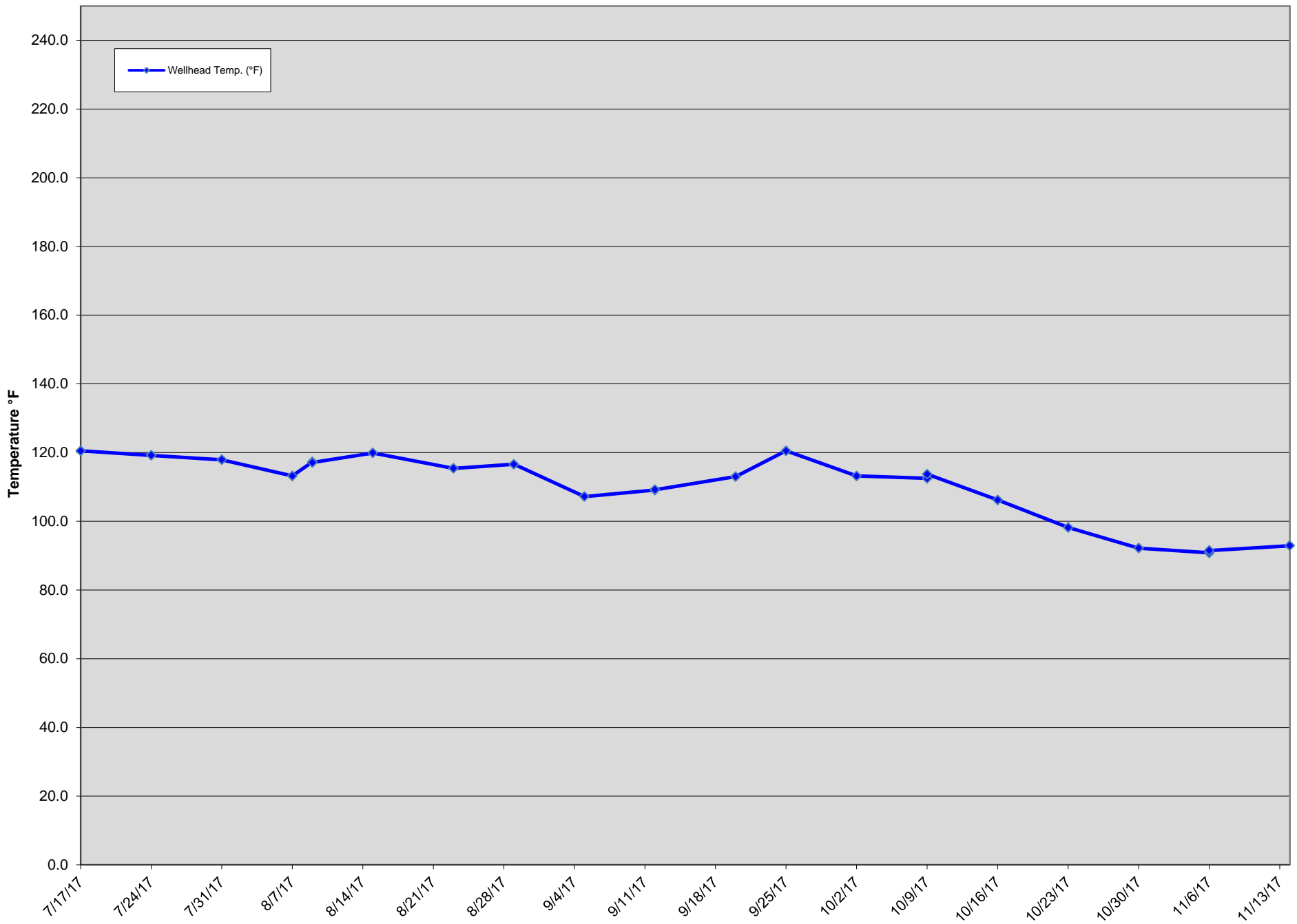
| GEW ID# | Reading Date | CH4 (% Vol.) | CO2 (% Vol.) | Oxygen (% Vol.) | Balance (% Vol.) | Wellhead Temp. (°F) | Initial Static Pressure (In W.C.) |
|---------|--------------|--------------|--------------|-----------------|------------------|---------------------|-----------------------------------|
| GEW-038 | 07/17/17 | 1.3 | 54.7 | 0.9 | 43.1 | 109.4 | -1.5 |
| GEW-038 | 07/24/17 | 1.2 | 58.2 | 0.2 | 40.4 | 105.0 | -0.6 |
| GEW-038 | 07/31/17 | 1.5 | 51.4 | 1.0 | 46.1 | 98.1 | -1.0 |
| GEW-038 | 08/07/17 | 1.3 | 57.1 | 0.2 | 41.4 | 78.2 | -1.6 |
| GEW-038 | 08/09/17 | 1.6 | 51.9 | 1.3 | 45.2 | 91.7 | -1.5 |
| GEW-038 | 08/09/17 | 0.8 | 53.4 | 1.3 | 44.5 | 95.0 | -1.6 |
| GEW-038 | 08/15/17 | 1.4 | 55.7 | 0.0 | 42.9 | 110.2 | 0.6 |
| GEW-038 | 08/15/17 | 1.0 | 57.9 | 0.0 | 41.1 | 111.6 | 0.1 |
| GEW-038 | 08/23/17 | 1.7 | 37.6 | 8.4 | 52.3 | 90.6 | -18.6 |
| GEW-038 | 08/23/17 | 0.6 | 37.8 | 8.7 | 52.9 | 91.2 | -18.5 |
| GEW-038 | 08/29/17 | 0.6 | 38.6 | 8.2 | 52.6 | 99.3 | -18.1 |
| GEW-038 | 08/29/17 | 0.5 | 38.1 | 8.3 | 53.1 | 101.3 | -14.7 |
| GEW-038 | 09/05/17 | 0.7 | 49.8 | 3.5 | 46.0 | 80.6 | -10.5 |
| GEW-038 | 09/12/17 | 0.7 | 46.7 | 3.9 | 48.7 | 86.8 | -11.7 |
| GEW-038 | 09/12/17 | 0.3 | 50.4 | 3.4 | 45.9 | 88.4 | -12.3 |
| GEW-038 | 09/20/17 | 2.4 | 30.2 | 12.5 | 54.9 | 88.2 | -10.7 |
| GEW-038 | 09/20/17 | 0.9 | 30.3 | 12.2 | 56.6 | 88.6 | -6.1 |
| GEW-038 | 09/25/17 | 4.4 | 46.4 | 4.8 | 44.4 | 110.0 | -1.6 |
| GEW-038 | 10/02/17 | 6.8 | 50.3 | 3.9 | 39.0 | 90.6 | -1.4 |
| GEW-038 | 10/09/17 | 2.9 | 30.3 | 12.1 | 54.7 | 84.7 | -0.1 |
| GEW-038 | 10/09/17 | 0.9 | 19.5 | 14.3 | 65.3 | 89.8 | -0.2 |
| GEW-038 | 10/16/17 | 1.1 | 50.9 | 3.9 | 44.1 | 68.5 | -1.2 |
| GEW-038 | 10/23/17 | 1.2 | 57.8 | 1.1 | 39.9 | 60.6 | -0.5 |
| GEW-038 | 10/30/17 | 1.7 | 56.5 | 1.4 | 40.4 | 51.0 | -0.7 |
| GEW-038 | 11/06/17 | 1.0 | 52.7 | 1.3 | 45.0 | 51.3 | -0.6 |
| GEW-038 | 11/06/17 | 0.7 | 53.2 | 1.4 | 44.7 | 50.5 | -0.7 |
| GEW-038 | 11/14/17 | 1.5 | 61.1 | 0.0 | 37.4 | 54.9 | -0.2 |

GEW-038 Wellhead Temperatures



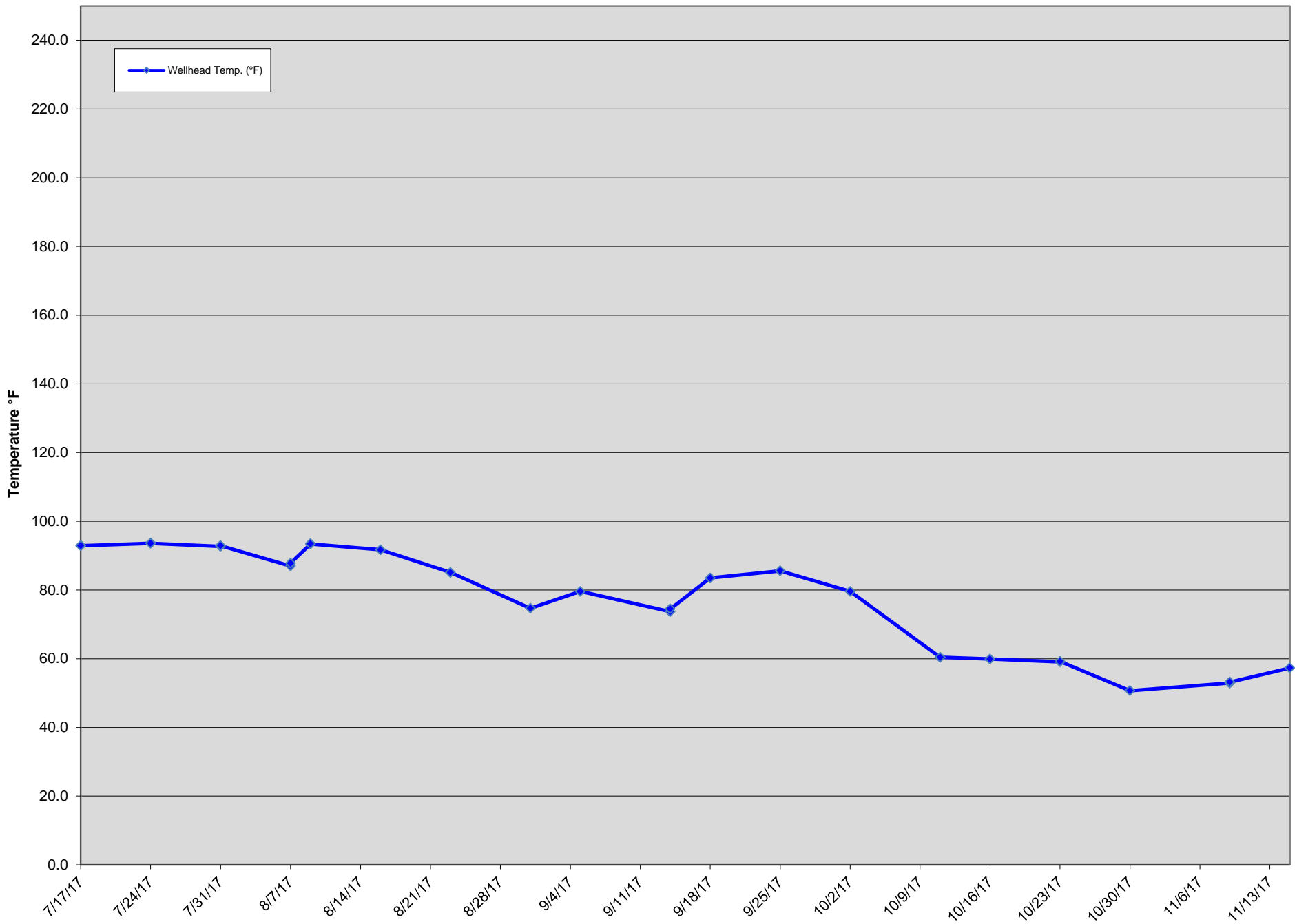
| GEW ID# | Reading Date | CH4 (% Vol.) | CO2 (% Vol.) | Oxygen (% Vol.) | Balance (% Vol.) | Wellhead Temp. (°F) | Initial Static Pressure (In W.C.) |
|---------|--------------|--------------|--------------|-----------------|------------------|---------------------|-----------------------------------|
| GEW-039 | 07/17/17 | 43.3 | 51.2 | 0.0 | 5.5 | 120.5 | -0.3 |
| GEW-039 | 07/24/17 | 43.7 | 51.9 | 0.0 | 4.4 | 119.2 | -0.5 |
| GEW-039 | 07/31/17 | 43.4 | 50.7 | 0.0 | 5.9 | 117.9 | -0.4 |
| GEW-039 | 08/07/17 | 43.4 | 53.0 | 0.0 | 3.6 | 113.2 | -0.3 |
| GEW-039 | 08/09/17 | 43.7 | 51.3 | 0.0 | 5.0 | 117.3 | -0.5 |
| GEW-039 | 08/09/17 | 44.4 | 46.3 | 0.0 | 9.3 | 117.1 | -0.4 |
| GEW-039 | 08/15/17 | 43.2 | 51.8 | 0.0 | 5.0 | 119.9 | -0.3 |
| GEW-039 | 08/23/17 | 44.2 | 51.4 | 0.0 | 4.4 | 115.4 | -0.4 |
| GEW-039 | 08/29/17 | 43.8 | 51.1 | 0.0 | 5.1 | 116.6 | -0.3 |
| GEW-039 | 09/05/17 | 44.9 | 51.2 | 0.0 | 3.9 | 107.2 | -0.4 |
| GEW-039 | 09/12/17 | 44.4 | 51.4 | 0.0 | 4.2 | 109.1 | -0.3 |
| GEW-039 | 09/12/17 | 44.8 | 50.9 | 0.0 | 4.3 | 109.2 | -0.4 |
| GEW-039 | 09/20/17 | 44.3 | 53.1 | 0.0 | 2.6 | 113.0 | -0.7 |
| GEW-039 | 09/25/17 | 43.9 | 51.0 | 0.0 | 5.1 | 120.5 | -0.5 |
| GEW-039 | 10/02/17 | 46.2 | 52.4 | 0.0 | 1.4 | 113.2 | -0.4 |
| GEW-039 | 10/09/17 | 44.8 | 51.4 | 0.0 | 3.8 | 112.5 | -0.6 |
| GEW-039 | 10/09/17 | 43.9 | 49.6 | 0.0 | 6.5 | 113.7 | -0.3 |
| GEW-039 | 10/16/17 | 45.9 | 50.9 | 0.0 | 3.2 | 106.2 | -0.5 |
| GEW-039 | 10/23/17 | 46.6 | 51.4 | 0.0 | 2.0 | 98.2 | -0.7 |
| GEW-039 | 10/30/17 | 46.6 | 50.9 | 0.0 | 2.5 | 92.2 | -0.6 |
| GEW-039 | 11/06/17 | 47.3 | 49.3 | 0.0 | 3.4 | 90.8 | -0.6 |
| GEW-039 | 11/06/17 | 47.3 | 47.3 | 0.0 | 5.4 | 91.5 | -0.7 |
| GEW-039 | 11/14/17 | 46.2 | 53.8 | 0.0 | 0.0 | 92.9 | -0.5 |

GEW-039 Wellhead Temperatures



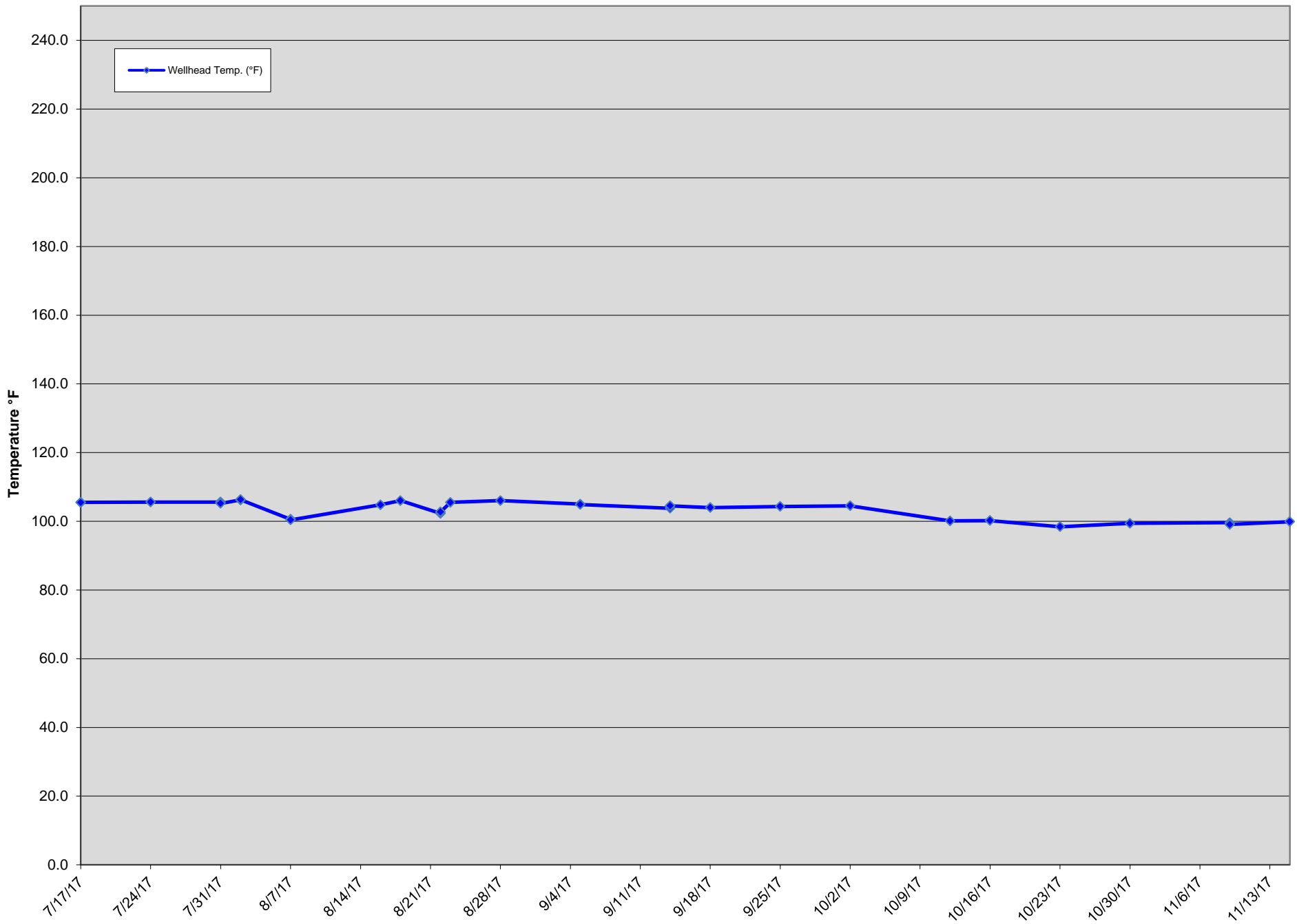
| GEW ID# | Reading Date | CH4 (% Vol.) | CO2 (% Vol.) | Oxygen (% Vol.) | Balance (% Vol.) | Wellhead Temp. (°F) | Initial Static Pressure (In W.C.) |
|---------|--------------|--------------|--------------|-----------------|------------------|---------------------|-----------------------------------|
| GEW-040 | 07/17/17 | 54.8 | 40.7 | 0.0 | 4.5 | 92.9 | -0.5 |
| GEW-040 | 07/17/17 | 55.7 | 40.1 | 0.0 | 4.2 | 92.9 | -0.5 |
| GEW-040 | 07/24/17 | 55.6 | 39.7 | 0.0 | 4.7 | 93.6 | -0.5 |
| GEW-040 | 07/24/17 | 55.9 | 40.5 | 0.0 | 3.6 | 93.6 | -0.5 |
| GEW-040 | 07/31/17 | 55.1 | 41.0 | 0.0 | 3.9 | 92.7 | -0.5 |
| GEW-040 | 07/31/17 | 55.8 | 41.3 | 0.0 | 2.9 | 92.9 | -0.5 |
| GEW-040 | 08/07/17 | 54.3 | 41.2 | 0.0 | 4.5 | 87.0 | -0.5 |
| GEW-040 | 08/07/17 | 56.2 | 40.4 | 0.0 | 3.4 | 87.8 | -0.5 |
| GEW-040 | 08/09/17 | 55.7 | 39.8 | 0.0 | 4.5 | 93.4 | -0.5 |
| GEW-040 | 08/09/17 | 55.8 | 39.6 | 0.0 | 4.6 | 93.4 | -0.5 |
| GEW-040 | 08/16/17 | 52.3 | 39.4 | 0.0 | 8.3 | 91.7 | -0.4 |
| GEW-040 | 08/23/17 | 55.6 | 40.3 | 0.0 | 4.1 | 85.1 | -0.5 |
| GEW-040 | 08/31/17 | 55.5 | 41.9 | 0.0 | 2.6 | 74.7 | -0.5 |
| GEW-040 | 09/05/17 | 53.6 | 40.7 | 0.0 | 5.7 | 79.6 | -0.5 |
| GEW-040 | 09/14/17 | 56.2 | 39.9 | 0.0 | 3.9 | 73.7 | -0.6 |
| GEW-040 | 09/14/17 | 55.7 | 38.4 | 0.0 | 5.9 | 74.5 | -0.5 |
| GEW-040 | 09/18/17 | 55.7 | 40.5 | 0.0 | 3.8 | 83.5 | -0.5 |
| GEW-040 | 09/25/17 | 58.2 | 41.8 | 0.0 | 0.0 | 85.6 | -0.5 |
| GEW-040 | 10/02/17 | 53.4 | 40.9 | 0.0 | 5.7 | 79.6 | -0.5 |
| GEW-040 | 10/11/17 | 55.2 | 41.0 | 0.3 | 3.5 | 60.4 | -0.6 |
| GEW-040 | 10/11/17 | 55.8 | 39.1 | 0.5 | 4.6 | 60.4 | -0.6 |
| GEW-040 | 10/16/17 | 54.7 | 42.8 | 0.0 | 2.5 | 59.9 | -0.6 |
| GEW-040 | 10/23/17 | 55.0 | 40.2 | 0.3 | 4.5 | 59.1 | -0.5 |
| GEW-040 | 10/23/17 | 56.1 | 40.7 | 0.1 | 3.1 | 59.2 | -0.5 |
| GEW-040 | 10/30/17 | 57.6 | 42.1 | 0.0 | 0.3 | 50.7 | -0.6 |
| GEW-040 | 11/09/17 | 56.6 | 40.8 | 0.0 | 2.6 | 52.9 | -0.5 |
| GEW-040 | 11/09/17 | 55.6 | 40.2 | 0.0 | 4.2 | 53.2 | -0.6 |
| GEW-040 | 11/15/17 | 51.4 | 42.6 | 0.0 | 6.0 | 57.3 | -0.6 |

GEW-040 Wellhead Temperatures



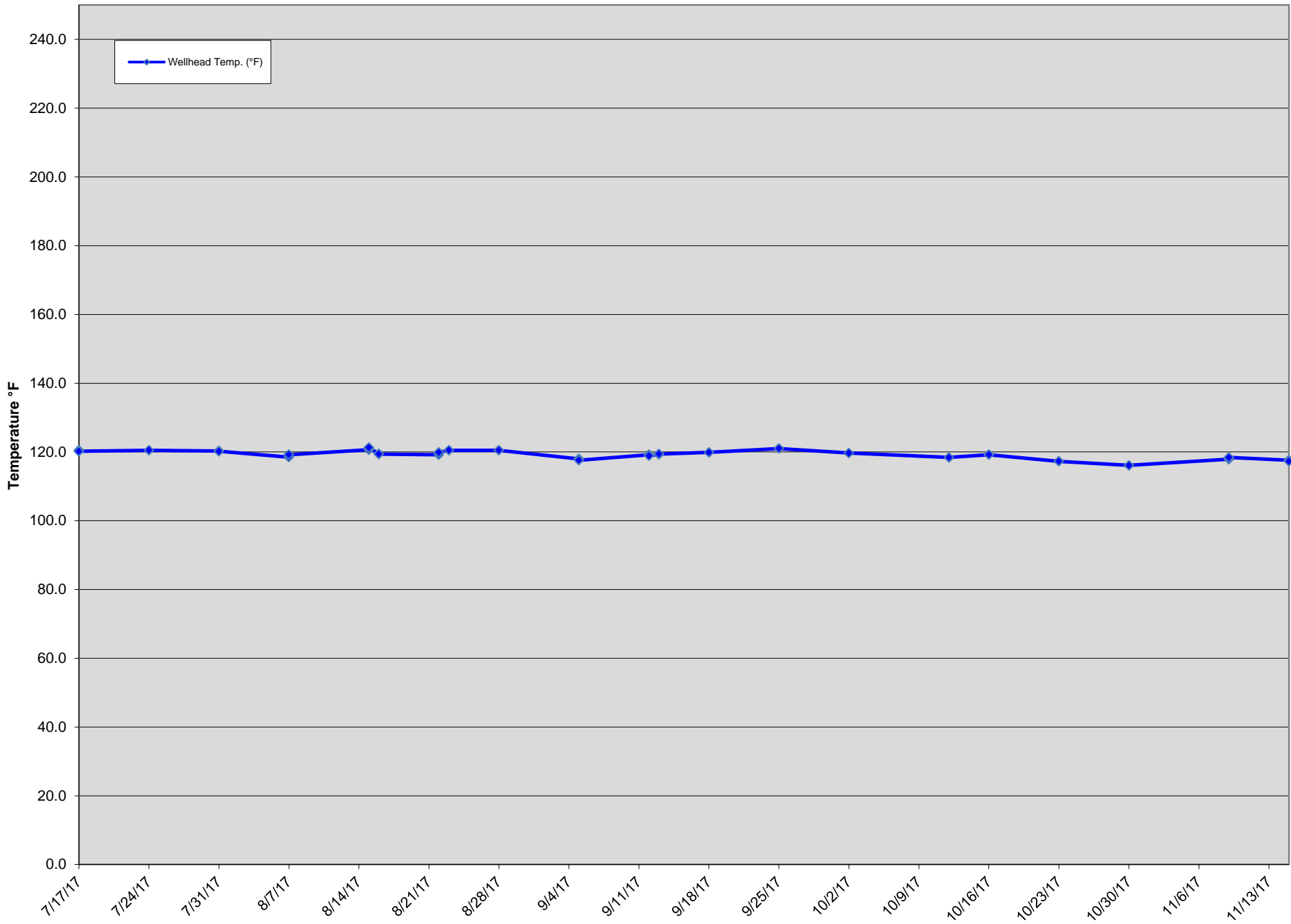
| GEW ID# | Reading Date | CH4 (% Vol.) | CO2 (% Vol.) | Oxygen (% Vol.) | Balance (% Vol.) | Wellhead Temp. (°F) | Initial Static Pressure (In W.C.) |
|----------|--------------|--------------|--------------|-----------------|------------------|---------------------|-----------------------------------|
| GEW-041R | 07/17/17 | 56.4 | 38.4 | 0.0 | 5.2 | 105.5 | -0.3 |
| GEW-041R | 07/17/17 | 56.5 | 38.2 | 0.0 | 5.3 | 105.5 | -0.3 |
| GEW-041R | 07/24/17 | 56.3 | 38.4 | 0.1 | 5.2 | 105.6 | -0.3 |
| GEW-041R | 07/31/17 | 56.6 | 39.0 | 0.2 | 4.2 | 105.6 | -0.3 |
| GEW-041R | 07/31/17 | 56.4 | 39.2 | 0.2 | 4.2 | 105.2 | -0.3 |
| GEW-041R | 08/02/17 | 56.9 | 39.2 | 0.0 | 3.9 | 106.2 | 0.0 |
| GEW-041R | 08/02/17 | 56.9 | 39.1 | 0.0 | 4.0 | 106.3 | 0.0 |
| GEW-041R | 08/07/17 | 57.0 | 38.1 | 0.1 | 4.8 | 100.6 | -0.3 |
| GEW-041R | 08/07/17 | 56.7 | 38.5 | 0.2 | 4.6 | 100.4 | -0.3 |
| GEW-041R | 08/16/17 | 56.3 | 38.7 | 0.0 | 5.0 | 104.8 | -0.2 |
| GEW-041R | 08/18/17 | 56.1 | 36.4 | 0.1 | 7.4 | 106.0 | -0.1 |
| GEW-041R | 08/22/17 | 51.6 | 41.1 | 0.0 | 7.3 | 102.3 | 0.1 |
| GEW-041R | 08/22/17 | 56.5 | 39.4 | 0.0 | 4.1 | 102.7 | 0.0 |
| GEW-041R | 08/23/17 | 54.2 | 39.1 | 0.0 | 6.7 | 105.5 | -0.2 |
| GEW-041R | 08/28/17 | 55.8 | 38.7 | 0.0 | 5.5 | 106.0 | -0.2 |
| GEW-041R | 09/05/17 | 56.8 | 38.9 | 0.0 | 4.3 | 105.0 | -0.3 |
| GEW-041R | 09/05/17 | 56.7 | 38.8 | 0.0 | 4.5 | 104.9 | -0.3 |
| GEW-041R | 09/14/17 | 56.3 | 38.8 | 0.0 | 4.9 | 103.8 | -0.3 |
| GEW-041R | 09/14/17 | 56.5 | 38.4 | 0.0 | 5.1 | 104.5 | -0.3 |
| GEW-041R | 09/18/17 | 54.6 | 38.7 | 0.0 | 6.7 | 104.0 | -0.1 |
| GEW-041R | 09/25/17 | 55.8 | 39.8 | 0.0 | 4.4 | 104.3 | -0.1 |
| GEW-041R | 10/02/17 | 56.7 | 38.6 | 0.0 | 4.7 | 104.5 | -0.2 |
| GEW-041R | 10/12/17 | 56.5 | 39.8 | 0.2 | 3.5 | 100.1 | -0.3 |
| GEW-041R | 10/16/17 | 56.7 | 40.2 | 0.0 | 3.1 | 100.2 | -0.3 |
| GEW-041R | 10/23/17 | 57.6 | 39.4 | 0.1 | 2.9 | 98.4 | -0.2 |
| GEW-041R | 10/30/17 | 58.2 | 40.6 | 0.1 | 1.1 | 99.4 | -0.3 |
| GEW-041R | 11/09/17 | 55.5 | 38.9 | 0.0 | 5.6 | 99.6 | -0.2 |
| GEW-041R | 11/09/17 | 57.7 | 40.8 | 0.0 | 1.5 | 99.1 | -0.1 |
| GEW-041R | 11/15/17 | 58.2 | 39.9 | 0.1 | 1.8 | 99.9 | -0.2 |

GEW-041R Wellhead Temperatures



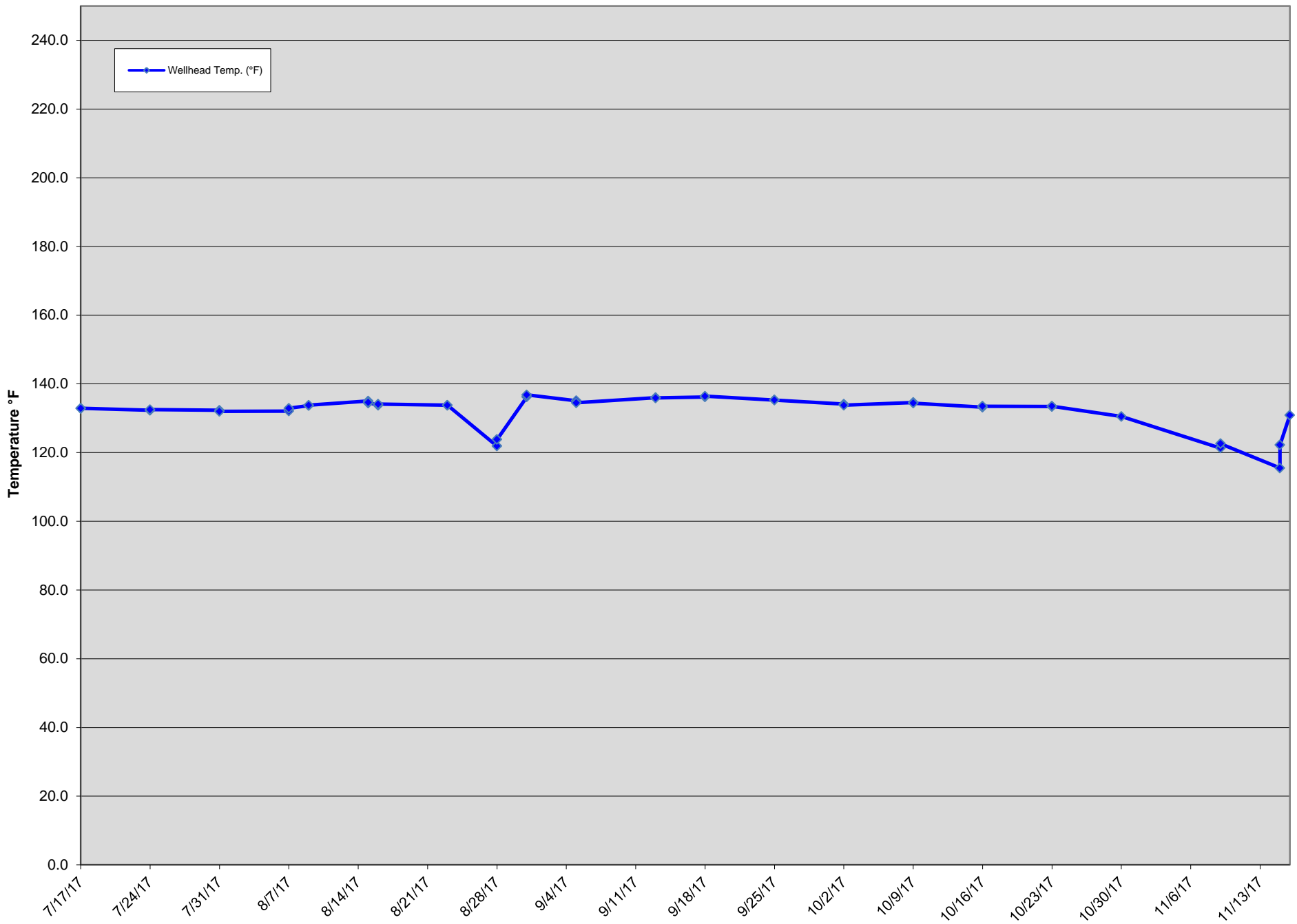
| GEW ID# | Reading Date | CH4 (% Vol.) | CO2 (% Vol.) | Oxygen (% Vol.) | Balance (% Vol.) | Wellhead Temp. (°F) | Initial Static Pressure (In W.C.) |
|----------|--------------|--------------|--------------|-----------------|------------------|---------------------|-----------------------------------|
| GEW-043R | 07/17/17 | 54.3 | 39.4 | 0.0 | 6.3 | 120.5 | -0.7 |
| GEW-043R | 07/17/17 | 54.0 | 40.5 | 0.0 | 5.5 | 120.2 | -0.6 |
| GEW-043R | 07/24/17 | 54.2 | 38.8 | 0.0 | 7.0 | 120.5 | -0.5 |
| GEW-043R | 07/31/17 | 53.1 | 40.2 | 0.0 | 6.7 | 120.3 | -0.5 |
| GEW-043R | 07/31/17 | 54.1 | 41.8 | 0.0 | 4.1 | 120.2 | -0.4 |
| GEW-043R | 08/07/17 | 55.1 | 39.1 | 0.0 | 5.8 | 118.5 | -0.4 |
| GEW-043R | 08/07/17 | 54.2 | 41.4 | 0.0 | 4.4 | 119.2 | -0.5 |
| GEW-043R | 08/15/17 | 50.4 | 40.2 | 0.0 | 9.4 | 120.7 | 0.1 |
| GEW-043R | 08/15/17 | 53.4 | 42.1 | 0.0 | 4.5 | 120.7 | 0.2 |
| GEW-043R | 08/15/17 | 51.7 | 43.2 | 0.0 | 5.1 | 121.3 | 0.1 |
| GEW-043R | 08/16/17 | 53.8 | 39.4 | 0.0 | 6.8 | 119.4 | -0.5 |
| GEW-043R | 08/16/17 | 53.7 | 41.3 | 0.0 | 5.0 | 119.4 | -0.5 |
| GEW-043R | 08/22/17 | 54.3 | 39.4 | 0.0 | 6.3 | 119.2 | 0.3 |
| GEW-043R | 08/22/17 | 53.6 | 41.8 | 0.0 | 4.6 | 119.9 | 0.2 |
| GEW-043R | 08/23/17 | 54.8 | 39.5 | 0.0 | 5.7 | 120.5 | -0.5 |
| GEW-043R | 08/28/17 | 53.1 | 40.8 | 0.0 | 6.1 | 120.5 | -0.2 |
| GEW-043R | 09/05/17 | 54.3 | 41.1 | 0.0 | 4.6 | 118.0 | -0.6 |
| GEW-043R | 09/05/17 | 53.8 | 41.7 | 0.0 | 4.5 | 117.6 | -0.6 |
| GEW-043R | 09/12/17 | 53.6 | 41.4 | 0.0 | 5.0 | 119.2 | 0.1 |
| GEW-043R | 09/12/17 | 53.3 | 42.0 | 0.0 | 4.7 | 118.9 | 0.1 |
| GEW-043R | 09/13/17 | 52.7 | 40.1 | 0.0 | 7.2 | 119.3 | -0.6 |
| GEW-043R | 09/13/17 | 54.5 | 41.6 | 0.0 | 3.9 | 119.4 | -0.6 |
| GEW-043R | 09/18/17 | 53.1 | 40.6 | 0.0 | 6.3 | 119.9 | -0.3 |
| GEW-043R | 09/25/17 | 54.7 | 42.2 | 0.0 | 3.1 | 121.0 | -0.4 |
| GEW-043R | 10/02/17 | 54.1 | 40.1 | 0.0 | 5.8 | 119.7 | -0.6 |
| GEW-043R | 10/12/17 | 56.5 | 39.1 | 0.0 | 4.4 | 118.4 | -0.7 |
| GEW-043R | 10/16/17 | 54.9 | 41.2 | 0.0 | 3.9 | 119.2 | -0.8 |
| GEW-043R | 10/23/17 | 54.5 | 39.8 | 0.0 | 5.7 | 117.3 | -0.5 |
| GEW-043R | 10/30/17 | 56.2 | 41.2 | 0.0 | 2.6 | 116.1 | -1.0 |
| GEW-043R | 11/09/17 | 54.3 | 43.8 | 0.0 | 1.9 | 117.9 | -0.3 |
| GEW-043R | 11/09/17 | 54.1 | 43.1 | 0.0 | 2.8 | 118.4 | -0.3 |
| GEW-043R | 11/15/17 | 56.7 | 40.7 | 0.0 | 2.6 | 117.6 | -0.6 |
| GEW-043R | 11/15/17 | 56.0 | 42.4 | 0.0 | 1.6 | 117.3 | -0.6 |

GEW-043R Wellhead Temperatures



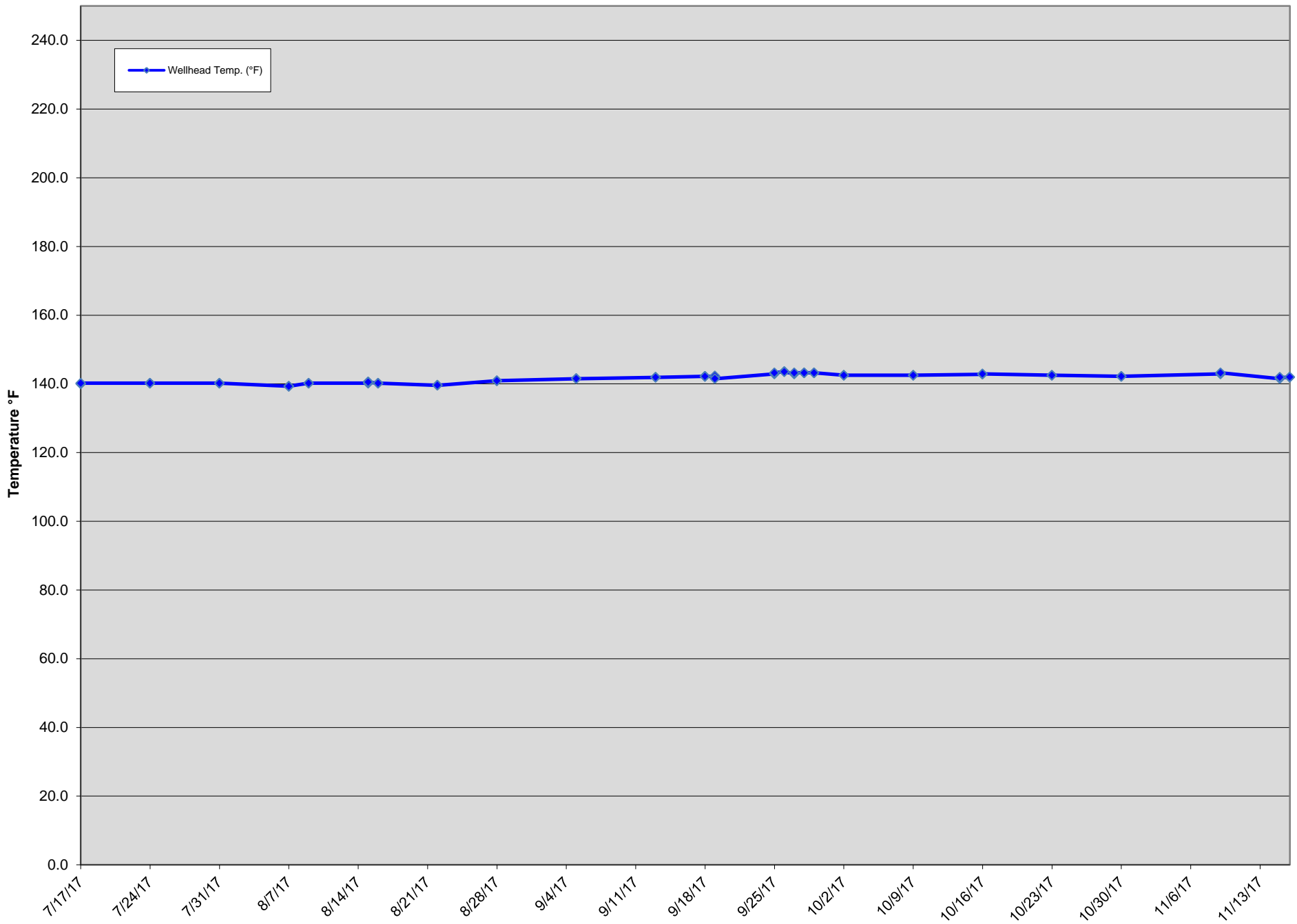
| GEW ID# | Reading Date | CH4 (% Vol.) | CO2 (% Vol.) | Oxygen (% Vol.) | Balance (% Vol.) | Wellhead Temp. (°F) | Initial Static Pressure (In W.C.) |
|---------|--------------|--------------|--------------|-----------------|------------------|---------------------|-----------------------------------|
| GEW-053 | 07/17/17 | 51.6 | 39.3 | 0.0 | 9.1 | 132.9 | -0.8 |
| GEW-053 | 07/17/17 | 51.3 | 40.0 | 0.0 | 8.7 | 132.9 | -0.8 |
| GEW-053 | 07/24/17 | 51.2 | 38.7 | 0.0 | 10.1 | 132.3 | -0.6 |
| GEW-053 | 07/24/17 | 51.7 | 41.2 | 0.0 | 7.1 | 132.5 | -0.6 |
| GEW-053 | 07/31/17 | 51.3 | 40.1 | 0.0 | 8.6 | 132.3 | -0.6 |
| GEW-053 | 07/31/17 | 52.0 | 40.5 | 0.0 | 7.5 | 132.0 | -0.5 |
| GEW-053 | 08/07/17 | 49.1 | 39.5 | 0.0 | 11.4 | 132.1 | -0.4 |
| GEW-053 | 08/07/17 | 49.5 | 41.9 | 0.0 | 8.6 | 132.9 | -0.4 |
| GEW-053 | 08/09/17 | 49.7 | 41.3 | 0.0 | 9.0 | 133.7 | -0.2 |
| GEW-053 | 08/09/17 | 49.3 | 41.5 | 0.0 | 9.2 | 133.8 | -0.2 |
| GEW-053 | 08/15/17 | 48.5 | 41.1 | 0.0 | 10.4 | 135.0 | 0.1 |
| GEW-053 | 08/15/17 | 49.1 | 41.3 | 0.0 | 9.6 | 134.4 | 0.1 |
| GEW-053 | 08/15/17 | 48.5 | 41.9 | 0.0 | 9.6 | 134.6 | 0.1 |
| GEW-053 | 08/16/17 | 49.1 | 40.1 | 0.0 | 10.8 | 133.8 | -0.5 |
| GEW-053 | 08/16/17 | 48.8 | 41.8 | 0.0 | 9.4 | 134.1 | -0.5 |
| GEW-053 | 08/23/17 | 51.8 | 37.6 | 0.0 | 10.6 | 133.8 | -0.6 |
| GEW-053 | 08/23/17 | 49.6 | 42.6 | 0.0 | 7.8 | 133.8 | -0.6 |
| GEW-053 | 08/28/17 | 48.7 | 42.5 | 0.0 | 8.8 | 121.9 | 0.3 |
| GEW-053 | 08/28/17 | 48.8 | 42.6 | 0.0 | 8.6 | 123.8 | 0.2 |
| GEW-053 | 08/31/17 | 50.2 | 43.9 | 0.0 | 5.9 | 136.2 | -0.7 |
| GEW-053 | 08/31/17 | 49.7 | 43.9 | 0.0 | 6.4 | 136.8 | -0.8 |
| GEW-053 | 09/05/17 | 51.2 | 37.7 | 0.0 | 11.1 | 135.1 | -1.0 |
| GEW-053 | 09/05/17 | 51.2 | 41.3 | 0.0 | 7.5 | 134.5 | -0.9 |
| GEW-053 | 09/13/17 | 50.5 | 40.6 | 0.0 | 8.9 | 136.0 | -0.4 |
| GEW-053 | 09/13/17 | 50.3 | 39.8 | 0.0 | 9.9 | 135.9 | -0.4 |
| GEW-053 | 09/18/17 | 49.5 | 41.0 | 0.0 | 9.5 | 136.2 | -0.5 |
| GEW-053 | 09/18/17 | 49.7 | 42.3 | 0.0 | 8.0 | 136.4 | -0.5 |
| GEW-053 | 09/25/17 | 50.8 | 40.4 | 0.0 | 8.8 | 135.3 | -0.6 |
| GEW-053 | 09/25/17 | 51.6 | 41.9 | 0.0 | 6.5 | 135.3 | -0.6 |
| GEW-053 | 10/02/17 | 52.0 | 39.2 | 0.0 | 8.8 | 134.1 | -0.9 |
| GEW-053 | 10/02/17 | 51.7 | 41.7 | 0.0 | 6.6 | 133.8 | -0.9 |
| GEW-053 | 10/09/17 | 51.8 | 40.7 | 0.0 | 7.5 | 134.6 | -0.9 |
| GEW-053 | 10/09/17 | 51.9 | 40.1 | 0.0 | 8.0 | 134.4 | -0.9 |
| GEW-053 | 10/16/17 | 54.0 | 39.9 | 0.0 | 6.1 | 133.2 | -0.9 |
| GEW-053 | 10/16/17 | 53.0 | 41.3 | 0.0 | 5.7 | 133.5 | -0.9 |
| GEW-053 | 10/23/17 | 53.3 | 40.8 | 0.0 | 5.9 | 133.4 | -0.8 |
| GEW-053 | 10/23/17 | 52.7 | 42.2 | 0.0 | 5.1 | 133.5 | -0.8 |
| GEW-053 | 10/30/17 | 53.3 | 41.6 | 0.0 | 5.1 | 130.5 | -1.3 |
| GEW-053 | 11/09/17 | 48.6 | 44.8 | 0.0 | 6.6 | 121.3 | 0.1 |
| GEW-053 | 11/09/17 | 48.3 | 44.3 | 0.0 | 7.4 | 122.6 | 0.1 |
| GEW-053 | 11/15/17 | 52.3 | 39.3 | 0.0 | 8.4 | 115.5 | 0.0 |
| GEW-053 | 11/15/17 | 49.9 | 43.3 | 0.0 | 6.8 | 122.2 | -0.1 |
| GEW-053 | 11/16/17 | 51.3 | 40.8 | 0.0 | 7.9 | 130.9 | -0.2 |

GEW-053 Wellhead Temperatures



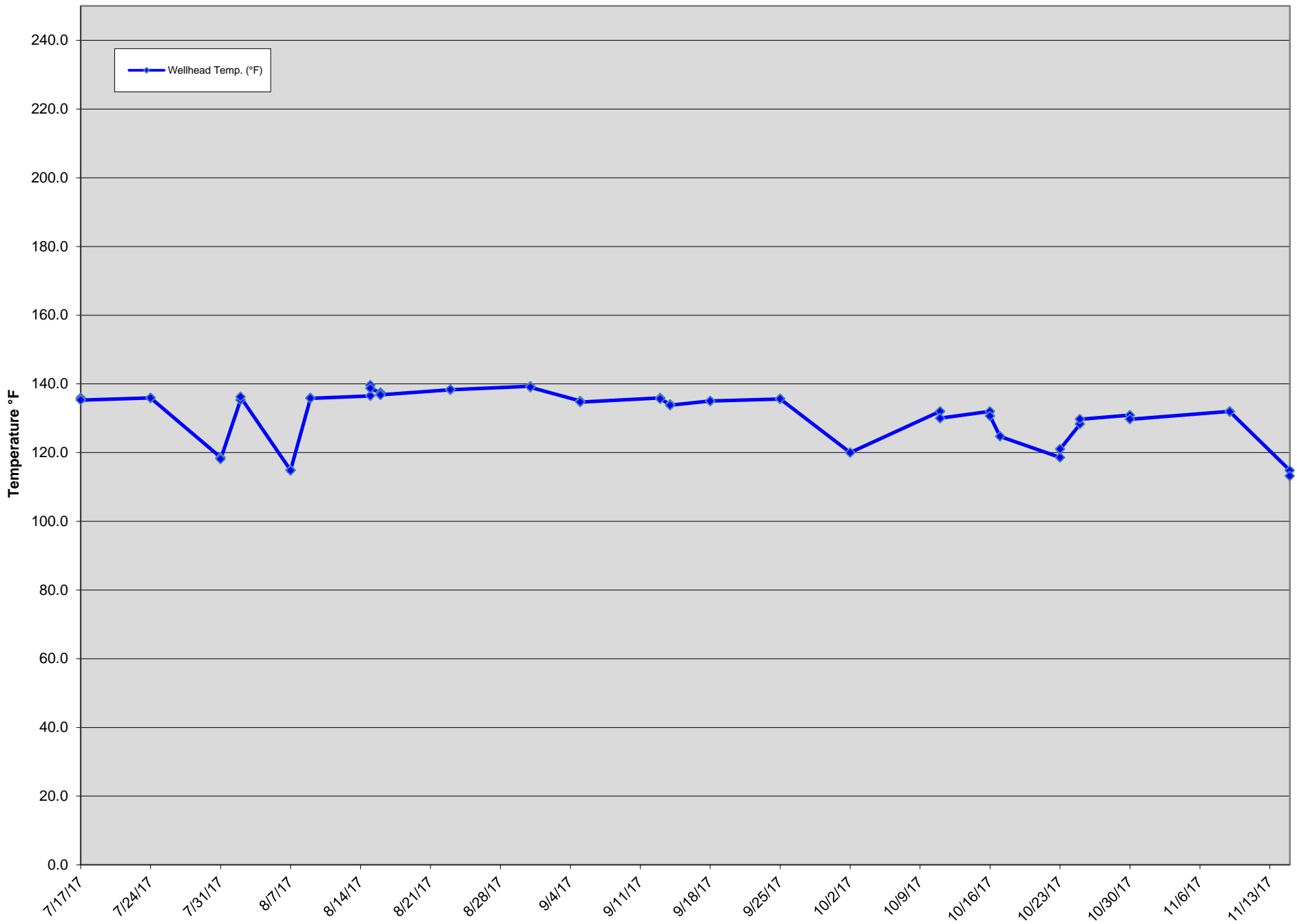
| GEW ID# | Reading Date | CH4 (% Vol.) | CO2 (% Vol.) | Oxygen (% Vol.) | Balance (% Vol.) | Wellhead Temp. (°F) | Initial Static Pressure (In W.C.) |
|---------|--------------|--------------|--------------|-----------------|------------------|---------------------|-----------------------------------|
| GEW-054 | 07/17/17 | 53.2 | 38.5 | 0.0 | 8.3 | 140.0 | -3.6 |
| GEW-054 | 07/17/17 | 52.1 | 40.5 | 0.0 | 7.4 | 140.2 | -3.3 |
| GEW-054 | 07/24/17 | 53.0 | 39.2 | 0.0 | 7.8 | 140.2 | -3.4 |
| GEW-054 | 07/24/17 | 52.1 | 40.9 | 0.0 | 7.0 | 140.2 | -3.4 |
| GEW-054 | 07/31/17 | 52.9 | 39.4 | 0.0 | 7.7 | 140.2 | -3.7 |
| GEW-054 | 07/31/17 | 52.2 | 41.8 | 0.0 | 6.0 | 140.2 | -3.7 |
| GEW-054 | 08/07/17 | 52.1 | 40.9 | 0.0 | 7.0 | 139.3 | -3.8 |
| GEW-054 | 08/07/17 | 52.1 | 41.4 | 0.0 | 6.5 | 139.3 | -3.8 |
| GEW-054 | 08/09/17 | 52.2 | 40.8 | 0.0 | 7.0 | 140.2 | -3.6 |
| GEW-054 | 08/09/17 | 52.3 | 41.3 | 0.0 | 6.4 | 140.2 | -3.5 |
| GEW-054 | 08/15/17 | 53.0 | 38.0 | 0.0 | 9.0 | 140.2 | -3.4 |
| GEW-054 | 08/15/17 | 50.6 | 41.6 | 0.0 | 7.8 | 140.6 | -3.2 |
| GEW-054 | 08/15/17 | 49.4 | 39.1 | 0.0 | 11.5 | 140.5 | -3.1 |
| GEW-054 | 08/16/17 | 51.9 | 38.0 | 0.0 | 10.1 | 140.2 | -3.9 |
| GEW-054 | 08/16/17 | 51.9 | 41.0 | 0.0 | 7.1 | 140.2 | -3.8 |
| GEW-054 | 08/22/17 | 51.1 | 40.4 | 0.0 | 8.5 | 139.6 | -3.1 |
| GEW-054 | 08/22/17 | 51.5 | 41.3 | 0.0 | 7.2 | 139.6 | -3.0 |
| GEW-054 | 08/28/17 | 51.7 | 40.1 | 0.0 | 8.2 | 140.9 | -3.3 |
| GEW-054 | 08/28/17 | 50.8 | 41.9 | 0.0 | 7.3 | 140.9 | -3.3 |
| GEW-054 | 09/05/17 | 52.4 | 38.6 | 0.0 | 9.0 | 141.5 | -3.6 |
| GEW-054 | 09/05/17 | 51.3 | 41.9 | 0.0 | 6.8 | 141.5 | -3.4 |
| GEW-054 | 09/13/17 | 51.8 | 41.3 | 0.1 | 6.8 | 141.9 | -2.9 |
| GEW-054 | 09/13/17 | 51.1 | 40.7 | 0.0 | 8.2 | 141.9 | -2.9 |
| GEW-054 | 09/18/17 | 50.8 | 39.1 | 0.0 | 10.1 | 142.2 | -3.1 |
| GEW-054 | 09/18/17 | 50.2 | 42.5 | 0.0 | 7.3 | 142.2 | -2.7 |
| GEW-054 | 09/18/17 | 50.2 | 42.2 | 0.0 | 7.6 | 142.2 | -2.7 |
| GEW-054 | 09/19/17 | 51.1 | 41.8 | 0.0 | 7.1 | 142.2 | -2.9 |
| GEW-054 | 09/19/17 | 51.0 | 42.1 | 0.0 | 6.9 | 142.3 | -3.4 |
| GEW-054 | 09/19/17 | 50.9 | 42.4 | 0.0 | 6.7 | 141.5 | -1.8 |
| GEW-054 | 09/25/17 | 51.7 | 40.4 | 0.0 | 7.9 | 142.9 | -1.0 |
| GEW-054 | 09/25/17 | 51.1 | 42.3 | 0.0 | 6.6 | 143.2 | -1.5 |
| GEW-054 | 09/26/17 | 49.1 | 41.7 | 0.0 | 9.2 | 143.6 | -1.3 |
| GEW-054 | 09/26/17 | 49.1 | 41.7 | 0.0 | 9.2 | 143.5 | -1.4 |
| GEW-054 | 09/27/17 | 50.3 | 39.2 | 0.0 | 10.5 | 142.9 | -2.2 |
| GEW-054 | 09/27/17 | 51.4 | 41.6 | 0.0 | 7.0 | 143.2 | -2.3 |
| GEW-054 | 09/28/17 | 50.8 | 42.4 | 0.0 | 6.8 | 143.2 | -2.5 |
| GEW-054 | 09/28/17 | 51.1 | 42.2 | 0.0 | 6.7 | 143.2 | -2.7 |
| GEW-054 | 09/29/17 | 51.3 | 40.6 | 0.0 | 8.1 | 143.2 | -3.0 |
| GEW-054 | 09/29/17 | 51.1 | 40.9 | 0.0 | 8.0 | 143.2 | -3.3 |
| GEW-054 | 10/02/17 | 52.2 | 40.0 | 0.0 | 7.8 | 142.5 | -3.3 |
| GEW-054 | 10/02/17 | 51.4 | 42.2 | 0.0 | 6.4 | 142.5 | -3.3 |
| GEW-054 | 10/09/17 | 52.3 | 40.1 | 0.0 | 7.6 | 142.5 | -3.7 |
| GEW-054 | 10/09/17 | 51.5 | 40.7 | 0.0 | 7.8 | 142.5 | -3.7 |
| GEW-054 | 10/16/17 | 53.2 | 41.1 | 0.0 | 5.7 | 142.8 | -3.6 |
| GEW-054 | 10/16/17 | 52.2 | 42.2 | 0.0 | 5.6 | 142.9 | -3.7 |
| GEW-054 | 10/23/17 | 52.2 | 41.5 | 0.0 | 6.3 | 142.5 | -3.8 |
| GEW-054 | 10/23/17 | 51.7 | 42.6 | 0.0 | 5.7 | 142.5 | -3.8 |
| GEW-054 | 10/30/17 | 54.3 | 39.8 | 0.0 | 5.9 | 142.2 | -3.9 |
| GEW-054 | 10/30/17 | 52.9 | 42.2 | 0.0 | 4.9 | 142.2 | -3.9 |
| GEW-054 | 11/09/17 | 51.8 | 45.7 | 0.0 | 2.5 | 142.9 | -3.8 |
| GEW-054 | 11/09/17 | 51.6 | 41.4 | 0.0 | 7.0 | 143.2 | -3.8 |
| GEW-054 | 11/15/17 | 55.6 | 39.3 | 0.0 | 5.1 | 141.5 | -3.9 |
| GEW-054 | 11/15/17 | 53.7 | 42.4 | 0.0 | 3.9 | 141.9 | -4.2 |
| GEW-054 | 11/16/17 | 54.0 | 41.3 | 0.0 | 4.7 | 141.9 | -4.3 |
| GEW-054 | 11/16/17 | 53.6 | 41.6 | 0.0 | 4.8 | 142.0 | -4.3 |

GEW-054 Wellhead Temperatures



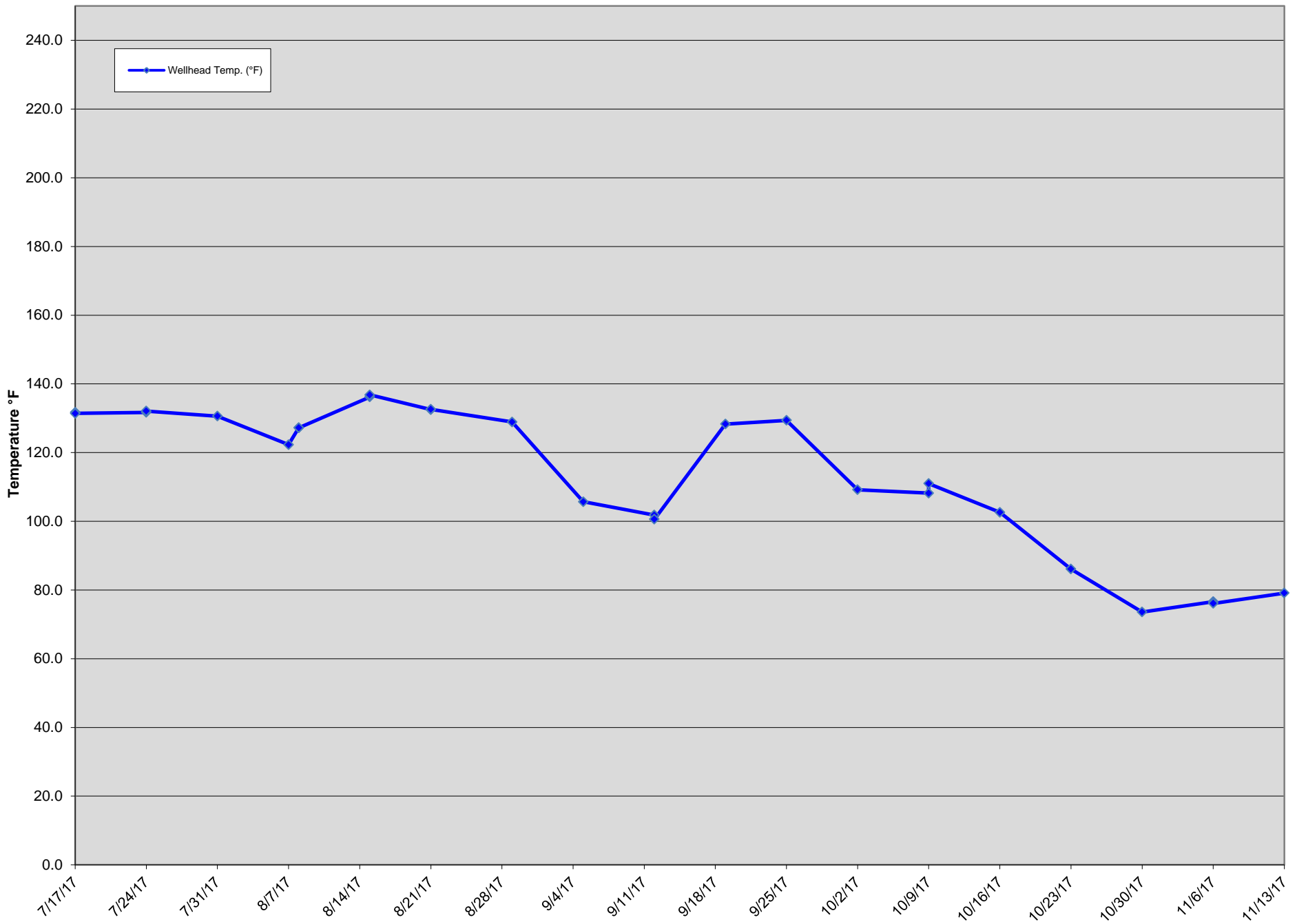
| GEW ID# | Reading Date | CH4 (% Vol.) | CO2 (% Vol.) | Oxygen (% Vol.) | Balance (% Vol.) | Wellhead Temp. (°F) | Initial Static Pressure (In W.C.) |
|---------|--------------|--------------|--------------|-----------------|------------------|---------------------|-----------------------------------|
| GEW-055 | 07/17/17 | 48.4 | 41.1 | 0.2 | 10.3 | 135.9 | -0.5 |
| GEW-055 | 07/17/17 | 48.8 | 41.1 | 0.1 | 10.0 | 135.3 | -0.4 |
| GEW-055 | 07/24/17 | 49.9 | 39.8 | 0.3 | 10.0 | 135.9 | -0.3 |
| GEW-055 | 07/24/17 | 49.0 | 42.2 | 0.2 | 8.6 | 135.9 | -0.3 |
| GEW-055 | 07/31/17 | 49.1 | 41.0 | 0.4 | 9.5 | 118.6 | -0.3 |
| GEW-055 | 07/31/17 | 48.9 | 42.2 | 0.3 | 8.6 | 118.1 | -0.3 |
| GEW-055 | 08/02/17 | 50.6 | 39.7 | 0.0 | 9.7 | 135.3 | 0.4 |
| GEW-055 | 08/02/17 | 49.8 | 41.9 | 0.0 | 8.3 | 136.2 | 0.3 |
| GEW-055 | 08/07/17 | 49.6 | 40.4 | 0.4 | 9.6 | 114.9 | -0.4 |
| GEW-055 | 08/07/17 | 49.3 | 41.6 | 0.2 | 8.9 | 114.8 | -0.4 |
| GEW-055 | 08/09/17 | 49.6 | 41.7 | 0.0 | 8.7 | 135.9 | -0.2 |
| GEW-055 | 08/09/17 | 49.3 | 40.6 | 0.0 | 10.1 | 135.8 | -0.2 |
| GEW-055 | 08/15/17 | 49.6 | 38.0 | 0.0 | 12.4 | 136.5 | 0.0 |
| GEW-055 | 08/15/17 | 48.5 | 41.6 | 0.2 | 9.7 | 139.6 | -0.5 |
| GEW-055 | 08/15/17 | 48.8 | 41.7 | 0.0 | 9.5 | 138.7 | -0.2 |
| GEW-055 | 08/16/17 | 49.4 | 39.3 | 0.3 | 11.0 | 137.4 | -0.6 |
| GEW-055 | 08/16/17 | 49.1 | 41.5 | 0.2 | 9.2 | 136.8 | -0.5 |
| GEW-055 | 08/23/17 | 48.9 | 40.8 | 0.1 | 10.2 | 138.3 | -0.5 |
| GEW-055 | 08/23/17 | 49.4 | 42.2 | 0.0 | 8.4 | 138.3 | -0.4 |
| GEW-055 | 08/31/17 | 49.3 | 43.4 | 0.0 | 7.3 | 139.3 | -0.5 |
| GEW-055 | 08/31/17 | 49.3 | 43.9 | 0.0 | 6.8 | 139.0 | -0.4 |
| GEW-055 | 09/05/17 | 49.7 | 42.2 | 0.1 | 8.0 | 135.0 | -0.5 |
| GEW-055 | 09/05/17 | 49.5 | 42.4 | 0.1 | 8.0 | 134.7 | -0.5 |
| GEW-055 | 09/13/17 | 50.5 | 41.4 | 0.0 | 8.1 | 135.9 | -0.1 |
| GEW-055 | 09/13/17 | 50.4 | 41.4 | 0.0 | 8.2 | 135.6 | -0.1 |
| GEW-055 | 09/14/17 | 49.3 | 42.6 | 0.2 | 7.9 | 134.0 | -0.5 |
| GEW-055 | 09/14/17 | 49.2 | 42.1 | 0.2 | 8.5 | 133.8 | -0.5 |
| GEW-055 | 09/18/17 | 48.8 | 40.6 | 0.0 | 10.6 | 135.0 | -0.2 |
| GEW-055 | 09/18/17 | 49.0 | 42.5 | 0.0 | 8.5 | 135.0 | -0.2 |
| GEW-055 | 09/25/17 | 51.1 | 41.3 | 0.0 | 7.6 | 135.6 | -0.1 |
| GEW-055 | 09/25/17 | 51.0 | 42.9 | 0.0 | 6.1 | 135.6 | -0.1 |
| GEW-055 | 10/02/17 | 50.4 | 40.1 | 0.1 | 9.4 | 120.0 | -0.4 |
| GEW-055 | 10/11/17 | 50.8 | 41.7 | 0.2 | 7.3 | 132.0 | -0.6 |
| GEW-055 | 10/11/17 | 50.6 | 42.3 | 0.2 | 6.9 | 130.0 | -0.4 |
| GEW-055 | 10/16/17 | 49.2 | 40.0 | 0.0 | 10.8 | 132.0 | -0.3 |
| GEW-055 | 10/16/17 | 50.7 | 42.8 | 0.0 | 6.5 | 130.6 | -0.3 |
| GEW-055 | 10/17/17 | 51.7 | 40.8 | 0.0 | 7.5 | 124.7 | -0.1 |
| GEW-055 | 10/23/17 | 50.8 | 40.2 | 0.0 | 9.0 | 118.6 | 0.0 |
| GEW-055 | 10/23/17 | 50.1 | 42.7 | 0.0 | 7.2 | 121.0 | -0.1 |
| GEW-055 | 10/25/17 | 51.1 | 42.0 | 0.0 | 6.9 | 128.3 | 0.2 |
| GEW-055 | 10/25/17 | 50.6 | 42.7 | 0.0 | 6.7 | 129.7 | 0.2 |
| GEW-055 | 10/30/17 | 52.0 | 42.5 | 0.2 | 5.3 | 130.9 | -1.1 |
| GEW-055 | 10/30/17 | 51.3 | 42.9 | 0.2 | 5.6 | 129.7 | -1.0 |
| GEW-055 | 11/09/17 | 52.1 | 40.5 | 0.1 | 7.3 | 132.0 | -0.5 |
| GEW-055 | 11/09/17 | 51.1 | 44.7 | 0.1 | 4.1 | 131.9 | -0.5 |
| GEW-055 | 11/15/17 | 51.9 | 42.2 | 0.1 | 5.8 | 114.8 | -0.5 |
| GEW-055 | 11/15/17 | 51.8 | 43.1 | 0.1 | 5.0 | 113.2 | -0.4 |

GEW-055 Wellhead Temperatures



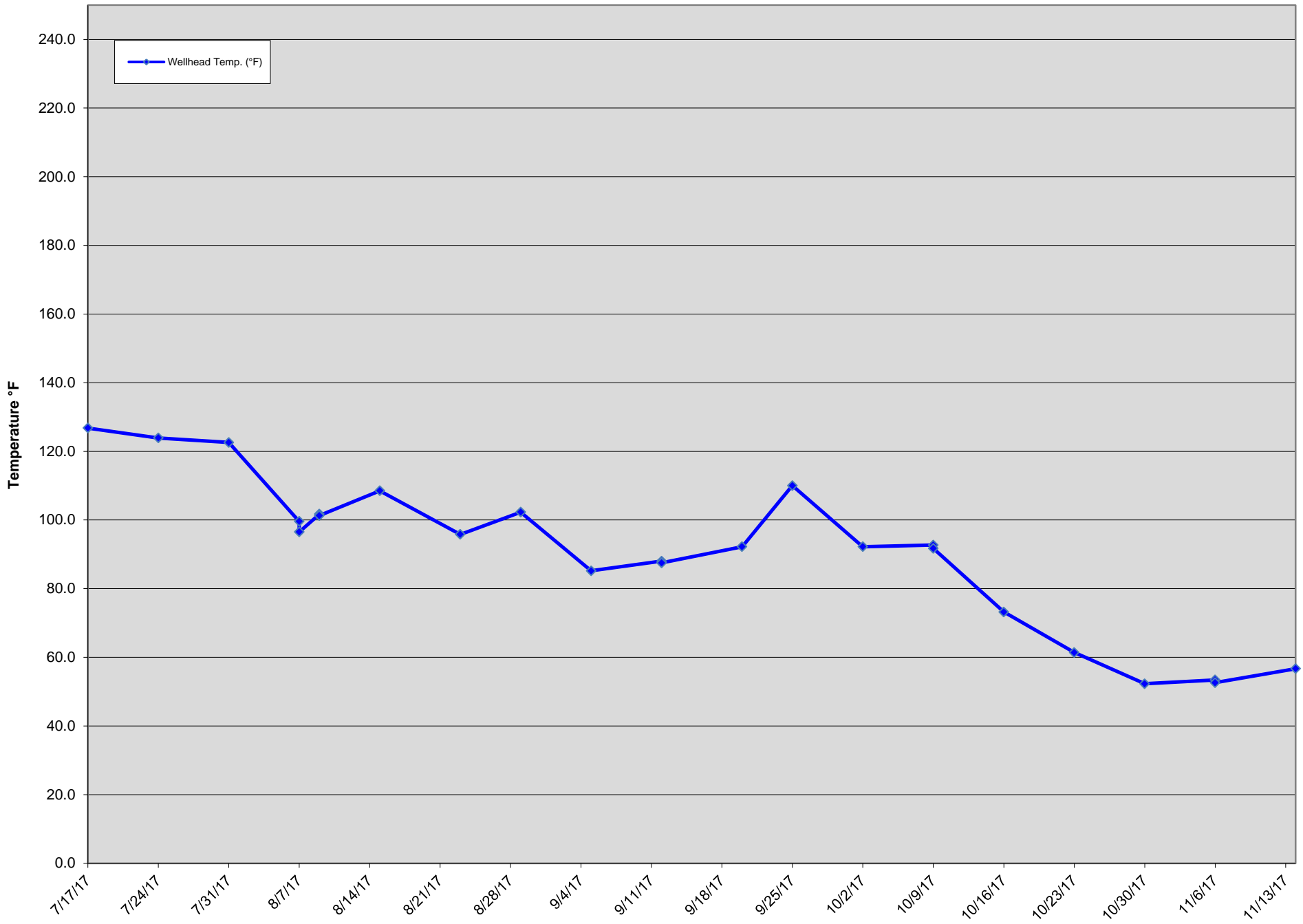
| GEW ID# | Reading Date | CH4 (% Vol.) | CO2 (% Vol.) | Oxygen (% Vol.) | Balance (% Vol.) | Wellhead Temp. (°F) | Initial Static Pressure (In W.C.) |
|----------|--------------|--------------|--------------|-----------------|------------------|---------------------|-----------------------------------|
| GEW-056R | 07/17/17 | 17.7 | 52.4 | 0.0 | 29.9 | 131.7 | -0.3 |
| GEW-056R | 07/17/17 | 18.0 | 54.1 | 0.0 | 27.9 | 131.4 | -0.3 |
| GEW-056R | 07/24/17 | 17.6 | 54.3 | 0.0 | 28.1 | 131.7 | -0.3 |
| GEW-056R | 07/24/17 | 17.9 | 54.8 | 0.0 | 27.3 | 132.1 | -0.2 |
| GEW-056R | 07/31/17 | 19.2 | 52.3 | 0.0 | 28.5 | 130.6 | -0.2 |
| GEW-056R | 08/07/17 | 18.9 | 53.4 | 0.0 | 27.7 | 122.3 | -0.3 |
| GEW-056R | 08/08/17 | 18.1 | 52.3 | 0.0 | 29.6 | 127.2 | -0.2 |
| GEW-056R | 08/08/17 | 17.9 | 51.0 | 0.0 | 31.1 | 127.2 | -0.2 |
| GEW-056R | 08/15/17 | 16.8 | 52.0 | 0.0 | 31.2 | 136.2 | -0.2 |
| GEW-056R | 08/15/17 | 17.0 | 53.6 | 0.0 | 29.4 | 136.8 | -0.2 |
| GEW-056R | 08/21/17 | 23.9 | 46.6 | 0.0 | 29.5 | 132.5 | -0.4 |
| GEW-056R | 08/21/17 | 24.4 | 49.0 | 0.0 | 26.6 | 132.6 | -0.4 |
| GEW-056R | 08/29/17 | 24.9 | 49.1 | 0.0 | 26.0 | 128.9 | -0.4 |
| GEW-056R | 09/05/17 | 25.5 | 53.5 | 0.0 | 21.0 | 105.7 | -0.4 |
| GEW-056R | 09/12/17 | 27.1 | 52.7 | 0.0 | 20.2 | 101.8 | -0.5 |
| GEW-056R | 09/12/17 | 26.4 | 50.4 | 0.0 | 23.2 | 100.6 | -0.4 |
| GEW-056R | 09/19/17 | 27.9 | 55.2 | 0.0 | 16.9 | 128.3 | -0.3 |
| GEW-056R | 09/25/17 | 26.0 | 52.9 | 0.0 | 21.1 | 129.4 | -0.3 |
| GEW-056R | 10/02/17 | 29.2 | 54.2 | 0.0 | 16.6 | 109.2 | -0.5 |
| GEW-056R | 10/09/17 | 30.1 | 52.1 | 0.0 | 17.8 | 108.2 | -0.6 |
| GEW-056R | 10/09/17 | 30.4 | 47.9 | 0.0 | 21.7 | 111.0 | -0.5 |
| GEW-056R | 10/16/17 | 29.4 | 49.1 | 0.0 | 21.5 | 102.6 | -0.6 |
| GEW-056R | 10/23/17 | 30.7 | 52.7 | 0.0 | 16.6 | 86.1 | -0.6 |
| GEW-056R | 10/30/17 | 33.5 | 49.7 | 0.0 | 16.8 | 73.6 | -0.7 |
| GEW-056R | 11/06/17 | 31.9 | 47.0 | 0.0 | 21.1 | 76.6 | -0.6 |
| GEW-056R | 11/06/17 | 32.9 | 45.1 | 0.0 | 22.0 | 76.1 | -0.7 |
| GEW-056R | 11/13/17 | 28.3 | 56.7 | 0.0 | 15.0 | 79.1 | -0.4 |

GEW-056R Wellhead Temperatures



| GEW ID# | Reading Date | CH4 (% Vol.) | CO2 (% Vol.) | Oxygen (% Vol.) | Balance (% Vol.) | Wellhead Temp. (°F) | Initial Static Pressure (In W.C.) |
|---------|--------------|--------------|--------------|-----------------|------------------|---------------------|-----------------------------------|
| GEW-109 | 07/17/17 | 29.7 | 45.5 | 0.3 | 24.5 | 126.8 | -18.1 |
| GEW-109 | 07/24/17 | 30.4 | 48.0 | 0.0 | 21.6 | 123.9 | -18.1 |
| GEW-109 | 07/31/17 | 28.9 | 49.0 | 0.0 | 22.1 | 122.6 | -18.7 |
| GEW-109 | 08/07/17 | 30.4 | 48.6 | 0.0 | 21.0 | 99.6 | -18.0 |
| GEW-109 | 08/07/17 | 30.3 | 50.6 | 0.0 | 19.1 | 96.5 | -11.4 |
| GEW-109 | 08/09/17 | 31.2 | 47.3 | 0.0 | 21.5 | 101.7 | -9.7 |
| GEW-109 | 08/09/17 | 29.9 | 47.6 | 0.0 | 22.5 | 101.3 | -8.5 |
| GEW-109 | 08/15/17 | 28.7 | 49.3 | 0.2 | 21.8 | 108.5 | -6.9 |
| GEW-109 | 08/23/17 | 31.7 | 45.5 | 0.0 | 22.8 | 95.8 | -7.5 |
| GEW-109 | 08/29/17 | 32.0 | 45.8 | 0.0 | 22.2 | 102.3 | -6.3 |
| GEW-109 | 09/05/17 | 32.5 | 44.8 | 0.0 | 22.7 | 85.2 | -6.4 |
| GEW-109 | 09/12/17 | 32.1 | 44.3 | 0.0 | 23.6 | 88.0 | -5.9 |
| GEW-109 | 09/12/17 | 32.1 | 43.5 | 0.0 | 24.4 | 87.5 | -5.9 |
| GEW-109 | 09/20/17 | 32.8 | 45.8 | 0.0 | 21.4 | 92.2 | -5.8 |
| GEW-109 | 09/25/17 | 33.9 | 44.8 | 0.0 | 21.3 | 110.0 | -5.4 |
| GEW-109 | 10/02/17 | 36.3 | 46.1 | 0.0 | 17.6 | 92.2 | -5.2 |
| GEW-109 | 10/09/17 | 29.2 | 39.6 | 0.0 | 31.2 | 92.7 | -5.7 |
| GEW-109 | 10/09/17 | 34.6 | 41.9 | 0.0 | 23.5 | 91.7 | -5.7 |
| GEW-109 | 10/16/17 | 35.5 | 43.4 | 0.0 | 21.1 | 73.2 | -5.3 |
| GEW-109 | 10/23/17 | 33.4 | 45.2 | 0.0 | 21.4 | 61.4 | -5.3 |
| GEW-109 | 10/30/17 | 35.4 | 42.8 | 0.1 | 21.7 | 52.3 | -6.5 |
| GEW-109 | 11/06/17 | 36.2 | 40.6 | 0.0 | 23.2 | 53.4 | -6.3 |
| GEW-109 | 11/06/17 | 35.8 | 40.5 | 0.0 | 23.7 | 52.6 | -6.4 |
| GEW-109 | 11/14/17 | 31.8 | 44.0 | 0.0 | 24.2 | 56.7 | -4.9 |

GEW-109 Wellhead Temperatures



| GEW ID# | Reading Date | CH4 (% Vol.) | CO2 (% Vol.) | Oxygen (% Vol.) | Balance (% Vol.) | Wellhead Temp. (°F) | Initial Static Pressure (In W.C.) |
|---------|--------------|--------------|--------------|-----------------|------------------|---------------------|-----------------------------------|
| GEW-110 | 07/17/17 | 7.4 | 24.0 | 12.5 | 56.1 | 97.2 | -0.1 |
| GEW-110 | 07/17/17 | 6.3 | 22.9 | 12.8 | 58.0 | 97.2 | -0.1 |
| GEW-110 | 07/24/17 | 7.6 | 22.4 | 12.7 | 57.3 | 95.8 | -0.2 |
| GEW-110 | 07/24/17 | 6.3 | 22.1 | 13.0 | 58.6 | 95.9 | -0.2 |
| GEW-110 | 07/31/17 | 11.4 | 29.3 | 5.3 | 54.0 | 101.1 | -0.1 |
| GEW-110 | 07/31/17 | 11.0 | 29.6 | 5.0 | 54.4 | 101.3 | -0.1 |
| GEW-110 | 08/07/17 | 6.9 | 21.4 | 11.6 | 60.1 | 80.4 | -0.1 |
| GEW-110 | 08/07/17 | 7.8 | 21.5 | 10.8 | 59.9 | 80.9 | -0.1 |
| GEW-110 | 08/08/17 | 7.2 | 23.8 | 10.0 | 59.0 | 95.5 | -0.1 |
| GEW-110 | 08/08/17 | 6.6 | 21.9 | 10.6 | 60.9 | 96.0 | -0.1 |
| GEW-110 | 08/15/17 | 1.3 | 9.5 | 15.8 | 73.4 | 102.3 | -0.2 |
| GEW-110 | 08/15/17 | 0.8 | 7.6 | 16.1 | 75.5 | 103.1 | -0.2 |
| GEW-110 | 08/21/17 | 9.1 | 23.5 | 11.0 | 56.4 | 102.3 | -0.2 |
| GEW-110 | 08/21/17 | 8.2 | 22.8 | 11.4 | 57.6 | 102.5 | -0.2 |
| GEW-110 | 08/29/17 | 8.5 | 30.1 | 9.4 | 52.0 | 98.4 | -0.2 |
| GEW-110 | 08/29/17 | 8.0 | 29.3 | 9.8 | 52.9 | 98.1 | -0.1 |
| GEW-110 | 09/05/17 | 12.7 | 53.2 | 0.0 | 34.1 | 84.7 | -0.3 |
| GEW-110 | 09/12/17 | 13.8 | 53.1 | 0.0 | 33.1 | 79.8 | -0.4 |
| GEW-110 | 09/12/17 | 13.0 | 55.1 | 0.0 | 31.9 | 79.6 | -0.3 |
| GEW-110 | 09/19/17 | 12.9 | 40.9 | 5.7 | 40.5 | 127.5 | -0.2 |
| GEW-110 | 09/19/17 | 15.5 | 48.6 | 4.2 | 31.7 | 128.0 | -0.1 |
| GEW-110 | 09/25/17 | 12.6 | 37.0 | 6.2 | 44.2 | 115.1 | -0.3 |
| GEW-110 | 09/25/17 | 12.8 | 43.0 | 3.9 | 40.3 | 113.7 | -0.2 |
| GEW-110 | 10/02/17 | 14.8 | 34.7 | 5.4 | 45.1 | 89.6 | -0.2 |
| GEW-110 | 10/02/17 | 14.6 | 35.8 | 4.5 | 45.1 | 89.2 | -0.1 |
| GEW-110 | 10/09/17 | 9.1 | 25.4 | 11.8 | 53.7 | 79.1 | -0.2 |
| GEW-110 | 10/09/17 | 7.5 | 23.2 | 12.4 | 56.9 | 80.2 | -0.1 |
| GEW-110 | 10/16/17 | 12.8 | 38.2 | 5.8 | 43.2 | 62.0 | -0.3 |
| GEW-110 | 10/16/17 | 5.4 | 20.9 | 13.4 | 60.3 | 69.3 | -0.1 |
| GEW-110 | 10/23/17 | 12.5 | 54.7 | 0.0 | 32.8 | 56.2 | 0.1 |
| GEW-110 | 10/23/17 | 11.0 | 57.3 | 0.0 | 31.7 | 59.2 | -0.4 |
| GEW-110 | 10/30/17 | 12.8 | 27.6 | 9.7 | 49.9 | 60.1 | -0.3 |
| GEW-110 | 10/30/17 | 7.1 | 21.8 | 12.7 | 58.4 | 66.8 | -0.2 |
| GEW-110 | 11/06/17 | 8.8 | 20.5 | 14.3 | 56.4 | 51.7 | 0.3 |
| GEW-110 | 11/06/17 | 7.8 | 17.1 | 14.9 | 60.2 | 50.4 | -0.1 |
| GEW-110 | 11/13/17 | 16.6 | 54.4 | 0.0 | 29.0 | 66.1 | -0.3 |

GEW-110 Wellhead Temperatures

