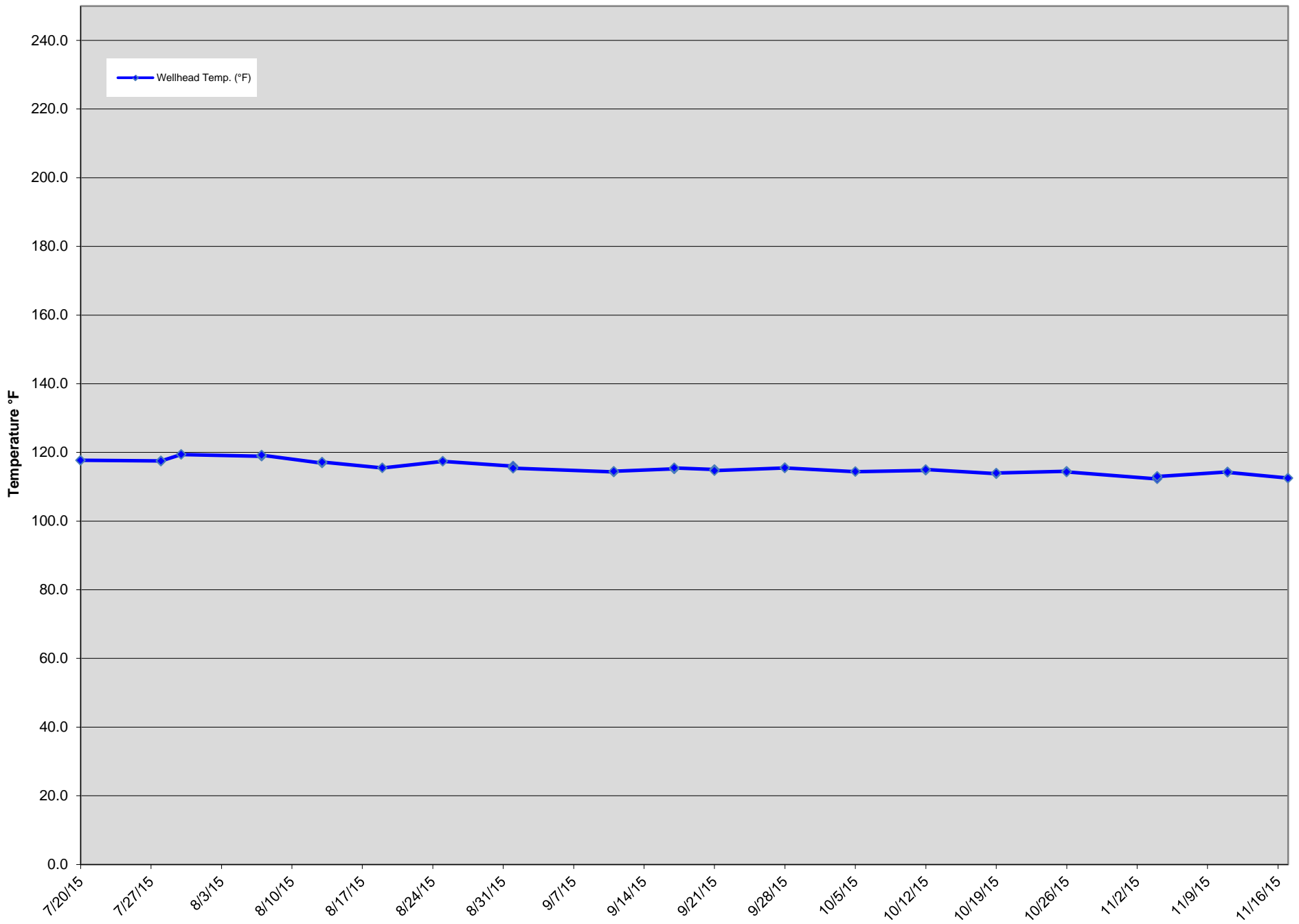


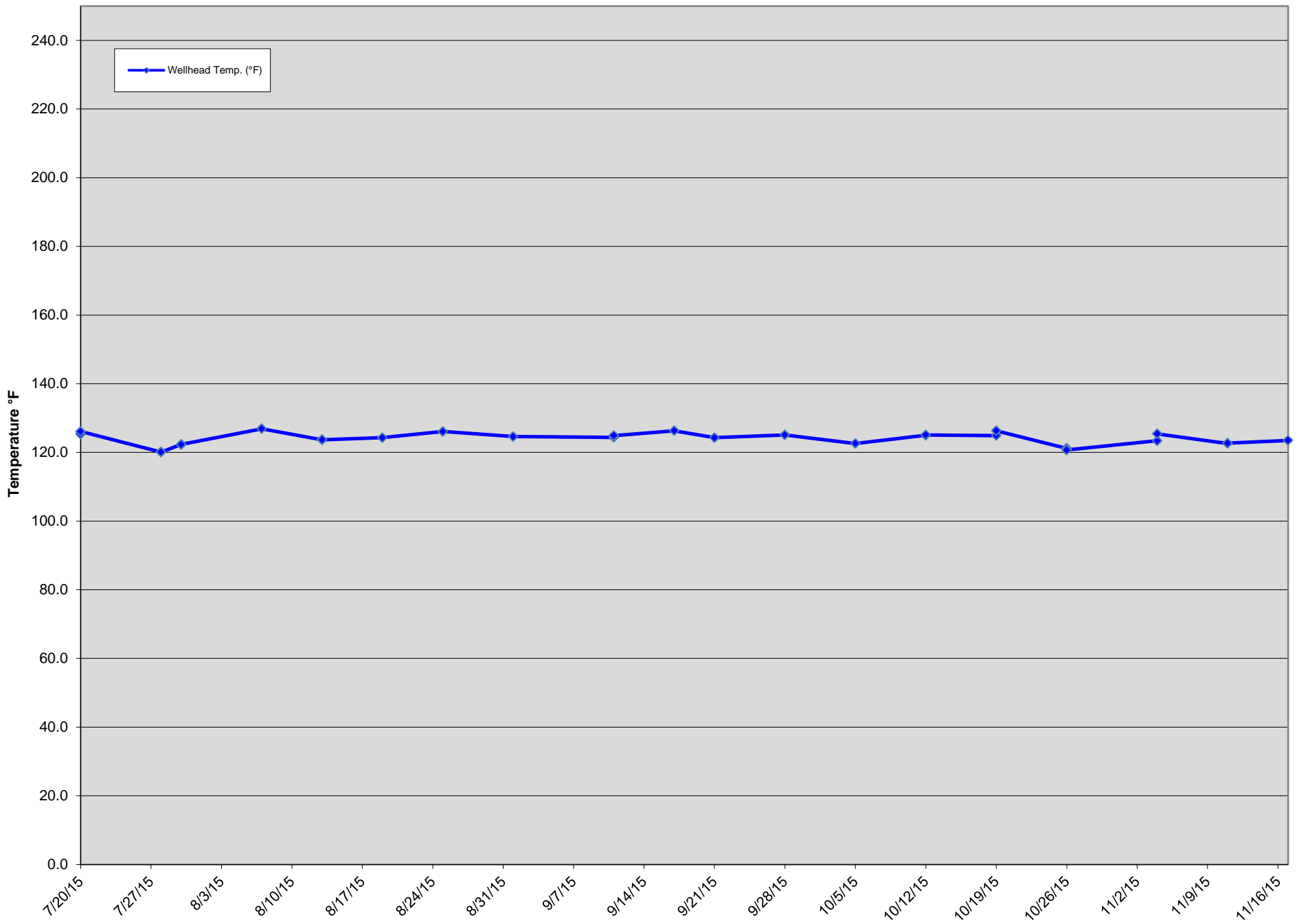
| GEW ID# | Reading Date | CH4 (% Vol.) | CO2 (% Vol.) | Oxygen (% Vol.) | Balance (% Vol.) | Wellhead Temp. (°F) | Initial Static Pressure (In W.C.) |
|---------|--------------|--------------|--------------|-----------------|------------------|---------------------|-----------------------------------|
| GEW-008 | 07/20/15 | 50.7 | 44.1 | 0.0 | 5.2 | 117.7 | -0.4 |
| GEW-008 | 07/28/15 | 50.1 | 42.9 | 0.0 | 7.0 | 117.5 | -0.7 |
| GEW-008 | 07/28/15 | 49.8 | 43.4 | 0.0 | 6.8 | 117.5 | -0.7 |
| GEW-008 | 07/30/15 | 49.9 | 44.0 | 0.0 | 6.1 | 119.4 | -0.3 |
| GEW-008 | 08/07/15 | 50.7 | 44.1 | 0.0 | 5.2 | 118.9 | 0.1 |
| GEW-008 | 08/07/15 | 50.9 | 45.4 | 0.0 | 3.7 | 119.2 | -0.1 |
| GEW-008 | 08/13/15 | 50.6 | 40.8 | 0.1 | 8.5 | 116.9 | -0.7 |
| GEW-008 | 08/13/15 | 50.7 | 42.2 | 0.1 | 7.0 | 117.2 | -0.7 |
| GEW-008 | 08/19/15 | 52.0 | 42.6 | 0.0 | 5.4 | 115.5 | -0.6 |
| GEW-008 | 08/25/15 | 51.4 | 43.5 | 0.0 | 5.1 | 117.4 | -0.6 |
| GEW-008 | 09/01/15 | 49.9 | 44.8 | 0.3 | 5.0 | 116.0 | -0.8 |
| GEW-008 | 09/01/15 | 49.7 | 44.9 | 0.2 | 5.2 | 115.4 | -0.2 |
| GEW-008 | 09/11/15 | 49.9 | 46.7 | 0.0 | 3.4 | 114.3 | -0.1 |
| GEW-008 | 09/11/15 | 50.4 | 46.5 | 0.0 | 3.1 | 114.5 | -0.1 |
| GEW-008 | 09/17/15 | 50.4 | 45.2 | 0.0 | 4.4 | 115.2 | 0.1 |
| GEW-008 | 09/17/15 | 50.5 | 45.5 | 0.0 | 4.0 | 115.5 | -0.1 |
| GEW-008 | 09/21/15 | 50.5 | 44.8 | 0.0 | 4.7 | 115.0 | -0.7 |
| GEW-008 | 09/21/15 | 50.1 | 45.5 | 0.0 | 4.4 | 114.7 | -0.4 |
| GEW-008 | 09/28/15 | 50.3 | 44.5 | 0.1 | 5.1 | 115.5 | 0.1 |
| GEW-008 | 09/28/15 | 50.3 | 44.4 | 0.0 | 5.3 | 115.5 | -0.2 |
| GEW-008 | 10/05/15 | 50.6 | 44.0 | 0.0 | 5.4 | 114.4 | -0.8 |
| GEW-008 | 10/12/15 | 49.6 | 45.0 | 0.0 | 5.4 | 114.8 | -0.3 |
| GEW-008 | 10/12/15 | 49.7 | 46.3 | 0.0 | 4.0 | 115.0 | -0.2 |
| GEW-008 | 10/19/15 | 49.6 | 45.3 | 0.0 | 5.1 | 113.8 | 0.1 |
| GEW-008 | 10/19/15 | 49.7 | 45.8 | 0.0 | 4.5 | 114.0 | -0.1 |
| GEW-008 | 10/26/15 | 51.1 | 41.1 | 0.0 | 7.8 | 114.5 | -1.2 |
| GEW-008 | 10/26/15 | 49.9 | 43.1 | 0.0 | 7.0 | 114.3 | -0.7 |
| GEW-008 | 11/04/15 | 51.0 | 44.1 | 0.0 | 4.9 | 112.3 | 0.4 |
| GEW-008 | 11/04/15 | 51.0 | 45.0 | 0.0 | 4.0 | 113.0 | -0.1 |
| GEW-008 | 11/11/15 | 49.9 | 45.0 | 0.0 | 5.1 | 114.3 | -1.1 |
| GEW-008 | 11/11/15 | 50.6 | 44.4 | 0.0 | 5.0 | 114.2 | -1.1 |
| GEW-008 | 11/17/15 | 52.0 | 42.5 | 0.0 | 5.5 | 112.5 | 0.0 |

GEW-008 Wellhead Temperatures



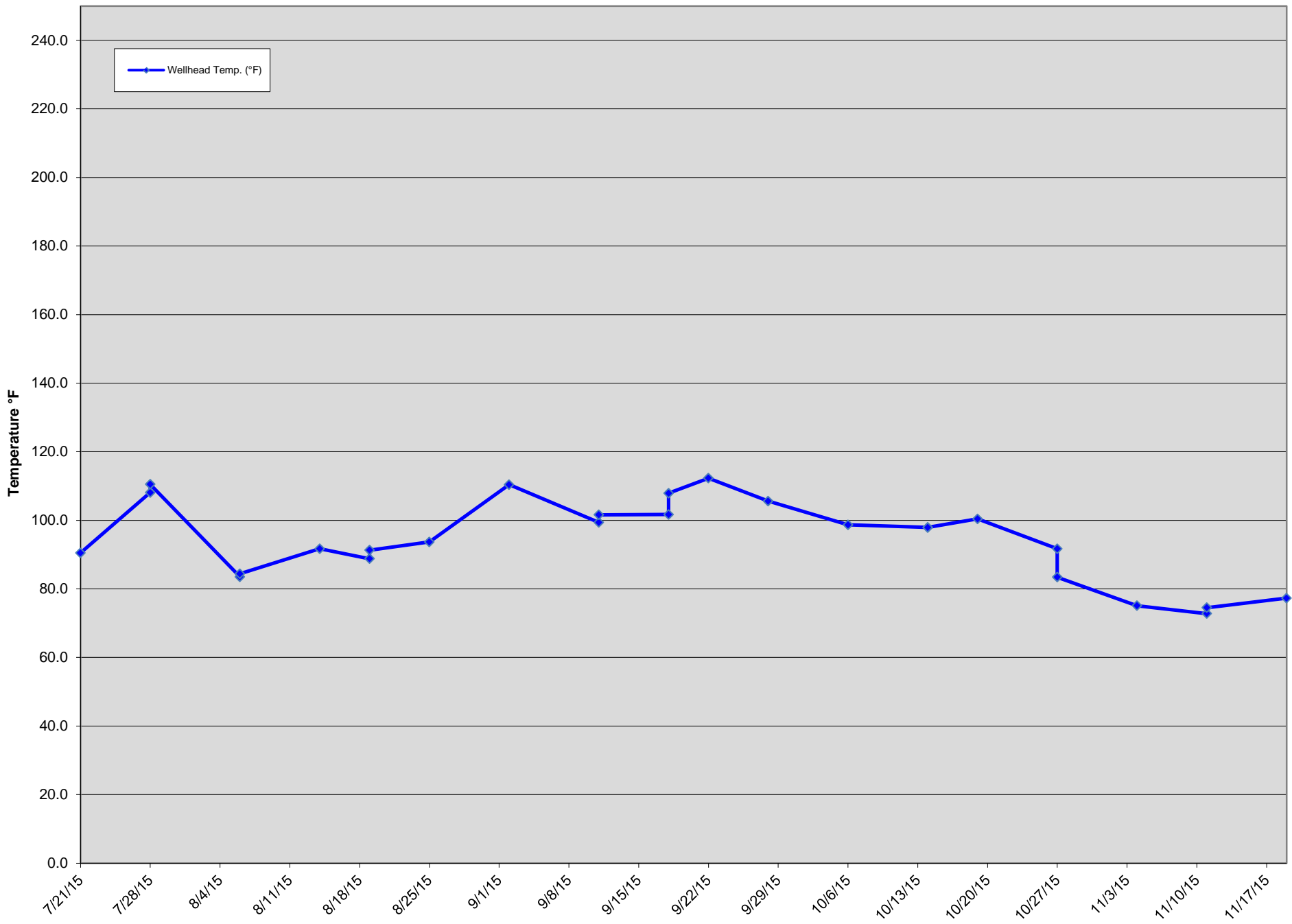
| GEW ID# | Reading Date | CH4 (% Vol.) | CO2 (% Vol.) | Oxygen (% Vol.) | Balance (% Vol.) | Wellhead Temp. (°F) | Initial Static Pressure (In W.C.) |
|---------|--------------|--------------|--------------|-----------------|------------------|---------------------|-----------------------------------|
| GEW-009 | 07/20/15 | 53.6 | 42.4 | 0.0 | 4.0 | 125.3 | -0.1 |
| GEW-009 | 07/20/15 | 53.4 | 42.3 | 0.0 | 4.3 | 126.1 | -0.4 |
| GEW-009 | 07/28/15 | 45.9 | 41.4 | 0.0 | 12.7 | 120.1 | -0.7 |
| GEW-009 | 07/28/15 | 45.9 | 41.1 | 0.0 | 13.0 | 120.1 | -0.6 |
| GEW-009 | 07/30/15 | 46.3 | 41.1 | 0.0 | 12.6 | 122.3 | -0.6 |
| GEW-009 | 07/30/15 | 47.1 | 41.4 | 0.0 | 11.5 | 122.3 | -0.3 |
| GEW-009 | 08/07/15 | 52.0 | 43.1 | 0.0 | 4.9 | 126.9 | -0.1 |
| GEW-009 | 08/13/15 | 52.2 | 41.4 | 0.1 | 6.3 | 123.7 | -0.4 |
| GEW-009 | 08/13/15 | 51.4 | 39.4 | 0.1 | 9.1 | 123.7 | -0.4 |
| GEW-009 | 08/19/15 | 48.7 | 43.1 | 0.0 | 8.2 | 124.3 | -0.4 |
| GEW-009 | 08/25/15 | 53.0 | 43.1 | 0.0 | 3.9 | 126.1 | -0.2 |
| GEW-009 | 09/01/15 | 51.9 | 42.1 | 0.2 | 5.8 | 124.6 | -0.3 |
| GEW-009 | 09/11/15 | 53.5 | 42.1 | 0.0 | 4.4 | 124.4 | -0.3 |
| GEW-009 | 09/11/15 | 53.6 | 42.1 | 0.0 | 4.3 | 124.9 | -0.4 |
| GEW-009 | 09/17/15 | 54.3 | 42.7 | 0.0 | 3.0 | 126.3 | -0.2 |
| GEW-009 | 09/21/15 | 53.2 | 42.8 | 0.0 | 4.0 | 124.3 | -0.4 |
| GEW-009 | 09/28/15 | 53.4 | 42.4 | 0.0 | 4.2 | 125.1 | -0.3 |
| GEW-009 | 10/05/15 | 51.6 | 42.7 | 0.0 | 5.7 | 122.6 | -0.5 |
| GEW-009 | 10/12/15 | 52.1 | 42.2 | 0.0 | 5.7 | 125.0 | -0.3 |
| GEW-009 | 10/12/15 | 52.5 | 42.0 | 0.0 | 5.5 | 125.1 | -0.2 |
| GEW-009 | 10/19/15 | 53.4 | 43.9 | 0.0 | 2.7 | 124.9 | 0.0 |
| GEW-009 | 10/19/15 | 54.0 | 43.1 | 0.0 | 2.9 | 126.3 | -0.1 |
| GEW-009 | 10/26/15 | 44.8 | 40.7 | 0.0 | 14.5 | 121.2 | -0.6 |
| GEW-009 | 10/26/15 | 45.7 | 40.2 | 0.0 | 14.1 | 120.7 | -0.4 |
| GEW-009 | 11/04/15 | 52.6 | 43.7 | 0.0 | 3.7 | 123.4 | 0.1 |
| GEW-009 | 11/04/15 | 53.5 | 42.5 | 0.0 | 4.0 | 125.4 | -0.1 |
| GEW-009 | 11/11/15 | 49.6 | 42.0 | 0.0 | 8.4 | 122.6 | -0.5 |
| GEW-009 | 11/11/15 | 50.6 | 40.8 | 0.0 | 8.6 | 122.7 | -0.5 |
| GEW-009 | 11/17/15 | 50.0 | 42.5 | 0.0 | 7.5 | 123.5 | -0.1 |

GEW-009 Wellhead Temperatures



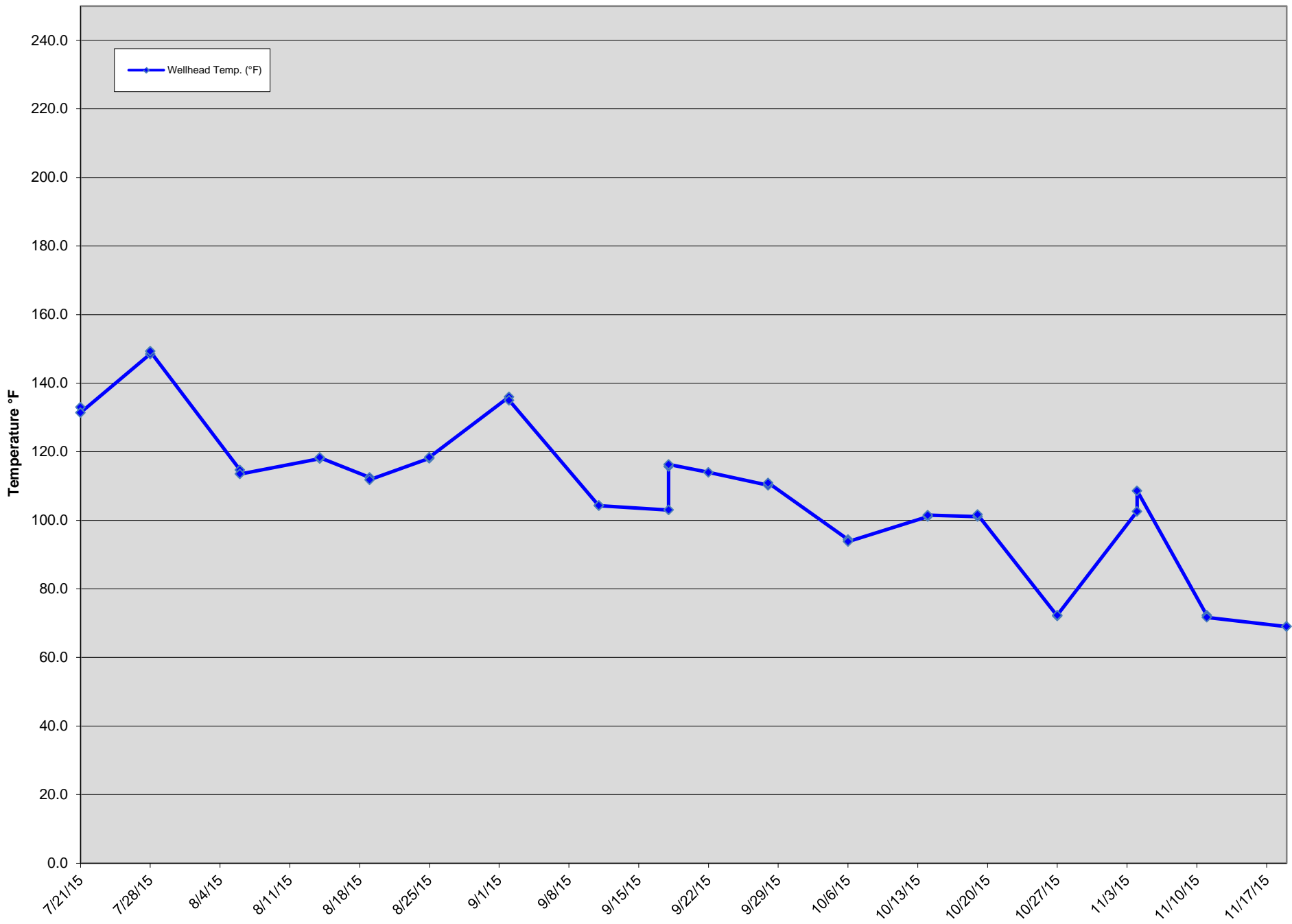
| GEW ID# | Reading Date | CH4 (% Vol.) | CO2 (% Vol.) | Oxygen (% Vol.) | Balance (% Vol.) | Wellhead Temp. (°F) | Initial Static Pressure (In W.C.) |
|---------|--------------|--------------|--------------|-----------------|------------------|---------------------|-----------------------------------|
| GEW-010 | 7/21/15 | 53.4 | 44.0 | 0.2 | 2.4 | 90.5 | -2.7 |
| GEW-010 | 7/28/15 | 53.8 | 43.7 | 0.0 | 2.5 | 108.1 | 0.2 |
| GEW-010 | 7/28/15 | 53.8 | 41.9 | 0.1 | 4.2 | 110.5 | -0.5 |
| GEW-010 | 8/6/15 | 49.7 | 38.3 | 2.4 | 9.6 | 83.5 | -11.5 |
| GEW-010 | 8/6/15 | 50.5 | 36.8 | 2.6 | 10.1 | 84.4 | -11.0 |
| GEW-010 | 8/14/15 | 51.2 | 37.1 | 1.7 | 10.0 | 91.7 | -7.3 |
| GEW-010 | 8/19/15 | 47.7 | 41.9 | 1.8 | 8.6 | 88.8 | -6.3 |
| GEW-010 | 8/19/15 | 48.9 | 41.8 | 0.9 | 8.4 | 91.3 | -5.7 |
| GEW-010 | 8/25/15 | 57.5 | 40.3 | 0.0 | 2.2 | 93.7 | -0.2 |
| GEW-010 | 9/2/15 | 47.1 | 45.4 | 0.9 | 6.6 | 110.4 | -6.5 |
| GEW-010 | 9/11/15 | 48.3 | 45.6 | 1.1 | 5.0 | 99.4 | -11.1 |
| GEW-010 | 9/11/15 | 49.3 | 45.2 | 0.6 | 4.9 | 101.6 | -12.0 |
| GEW-010 | 9/18/15 | 38.3 | 50.1 | 2.3 | 9.3 | 101.7 | -15.81 |
| GEW-010 | 9/18/15 | 43.9 | 49.1 | 0.9 | 6.1 | 107.9 | -15.55 |
| GEW-010 | 9/22/15 | 38.1 | 50.7 | 1.5 | 9.7 | 112.3 | -14.71 |
| GEW-010 | 9/28/15 | 40.4 | 42.6 | 2.9 | 14.1 | 105.6 | -15.55 |
| GEW-010 | 10/6/15 | 40.2 | 42.4 | 2.6 | 14.8 | 98.7 | -18.41 |
| GEW-010 | 10/14/15 | 46.2 | 45 | 1.7 | 7.1 | 97.9 | -10.74 |
| GEW-010 | 10/14/15 | 46 | 44.7 | 1.7 | 7.6 | 97.9 | -10.74 |
| GEW-010 | 10/19/15 | 41.3 | 45.8 | 1.7 | 11.2 | 100.4 | -7.02 |
| GEW-010 | 10/27/15 | 42.8 | 48.2 | 0.7 | 8.3 | 91.7 | -14.7 |
| GEW-010 | 10/27/15 | 41.4 | 47.4 | 1.1 | 10.1 | 83.4 | -11.52 |
| GEW-010 | 11/4/15 | 45.1 | 44.8 | 1.7 | 8.4 | 75.1 | -2.06 |
| GEW-010 | 11/11/15 | 55.1 | 41.9 | 0 | 3 | 72.8 | -2.87 |
| GEW-010 | 11/11/15 | 54.7 | 40.6 | 0.2 | 4.5 | 74.5 | -4.28 |
| GEW-010 | 11/19/15 | 46.2 | 49.5 | 0.8 | 3.5 | 77.3 | -10.68 |

GEW-010 Wellhead Temperatures



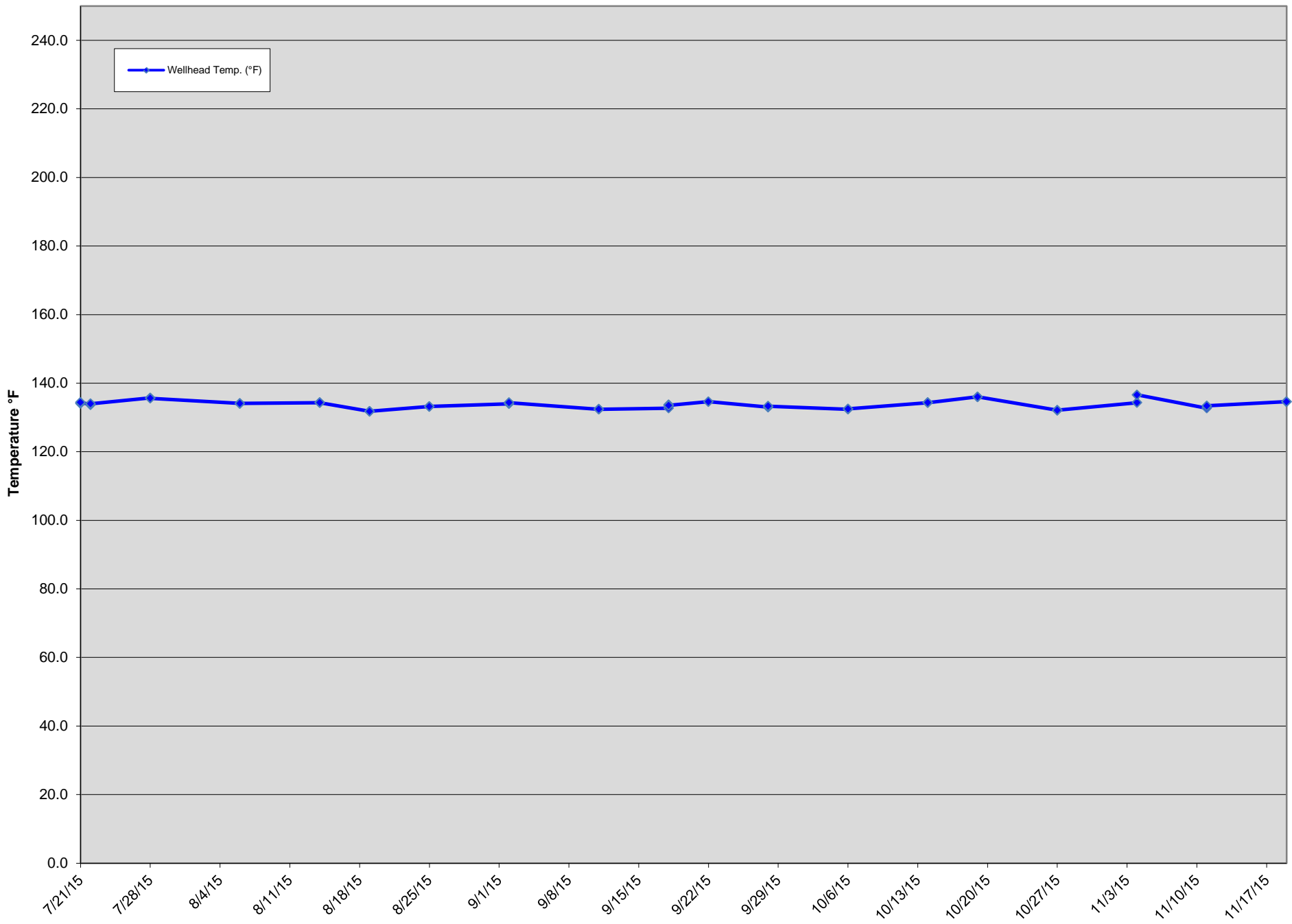
| GEW ID# | Reading Date | CH4 (% Vol.) | CO2 (% Vol.) | Oxygen (% Vol.) | Balance (% Vol.) | Wellhead Temp. (°F) | Initial Static Pressure (In W.C.) |
|---------|--------------|--------------|--------------|-----------------|------------------|---------------------|-----------------------------------|
| GEW-038 | 07/21/15 | 0.2 | 46.7 | 5.2 | 47.9 | 133.0 | -30.9 |
| GEW-038 | 07/21/15 | 0.2 | 46.9 | 5.1 | 47.8 | 131.4 | -29.9 |
| GEW-038 | 07/28/15 | 0.2 | 37.0 | 8.2 | 54.6 | 148.5 | -28.7 |
| GEW-038 | 07/28/15 | 0.4 | 36.5 | 7.9 | 55.2 | 149.3 | -29.2 |
| GEW-038 | 08/06/15 | 0.3 | 50.8 | 3.8 | 45.1 | 114.7 | -26.3 |
| GEW-038 | 08/06/15 | 0.3 | 48.7 | 4.0 | 47.0 | 113.5 | -26.2 |
| GEW-038 | 08/14/15 | 1.4 | 42.4 | 7.9 | 48.3 | 118.0 | -26.9 |
| GEW-038 | 08/14/15 | 0.5 | 41.9 | 7.4 | 50.2 | 118.3 | -26.3 |
| GEW-038 | 08/19/15 | 2.8 | 47.5 | 5.5 | 44.2 | 112.5 | -26.4 |
| GEW-038 | 08/19/15 | 1.2 | 48.4 | 5.4 | 45.0 | 111.8 | -26.4 |
| GEW-038 | 08/25/15 | 0.3 | 48.7 | 4.6 | 46.4 | 118.1 | -28.7 |
| GEW-038 | 08/25/15 | 0.4 | 48.9 | 4.4 | 46.3 | 118.4 | -28.7 |
| GEW-038 | 09/02/15 | 0.2 | 44.4 | 5.7 | 49.7 | 136.0 | -25.4 |
| GEW-038 | 09/02/15 | 0.2 | 46.0 | 5.5 | 48.3 | 135.0 | -25.0 |
| GEW-038 | 09/11/15 | 0.3 | 52.6 | 4.1 | 43.0 | 104.3 | -29.1 |
| GEW-038 | 09/11/15 | 0.2 | 51.4 | 4.0 | 44.4 | 104.3 | -29.7 |
| GEW-038 | 09/18/15 | 1.4 | 41.0 | 6.3 | 51.3 | 103.0 | -31.1 |
| GEW-038 | 09/18/15 | 0.4 | 45.9 | 5.0 | 48.7 | 115.7 | -31.3 |
| GEW-038 | 09/18/15 | 0.2 | 48.0 | 4.6 | 47.2 | 116.3 | -31.2 |
| GEW-038 | 09/22/15 | 0.9 | 29.4 | 12.8 | 56.9 | 114.0 | -32.7 |
| GEW-038 | 09/28/15 | 0.3 | 38.0 | 8.4 | 53.3 | 110.2 | -32.6 |
| GEW-038 | 09/28/15 | 0.2 | 38.4 | 8.0 | 53.4 | 110.9 | -32.3 |
| GEW-038 | 10/06/15 | 0.4 | 44.9 | 5.5 | 49.2 | 94.4 | -32.2 |
| GEW-038 | 10/06/15 | 0.3 | 44.6 | 5.6 | 49.5 | 93.8 | -32.2 |
| GEW-038 | 10/14/15 | 0.3 | 49.7 | 5.2 | 44.8 | 101.1 | -29.4 |
| GEW-038 | 10/14/15 | 0.3 | 48.6 | 5.2 | 45.9 | 101.5 | -27.4 |
| GEW-038 | 10/19/15 | 10.9 | 49.2 | 7.0 | 32.9 | 101.1 | -22.0 |
| GEW-038 | 10/19/15 | 1.9 | 43.2 | 7.2 | 47.7 | 101.7 | -24.4 |
| GEW-038 | 10/27/15 | 0.7 | 50.2 | 2.8 | 46.3 | 72.1 | -23.1 |
| GEW-038 | 10/27/15 | 0.6 | 51.5 | 2.7 | 45.2 | 72.3 | -23.8 |
| GEW-038 | 11/04/15 | 1.3 | 60.7 | 0.0 | 38.0 | 102.6 | -12.8 |
| GEW-038 | 11/04/15 | 0.6 | 62.8 | 0.1 | 36.5 | 108.6 | -12.8 |
| GEW-038 | 11/11/15 | 0.3 | 54.8 | 3.8 | 41.1 | 72.3 | -15.5 |
| GEW-038 | 11/11/15 | 0.3 | 40.0 | 8.0 | 51.7 | 71.7 | -14.7 |
| GEW-038 | 11/19/15 | 0.7 | 39.2 | 7.6 | 52.5 | 69.0 | -16.9 |
| GEW-038 | 11/19/15 | 0.2 | 43.2 | 7.0 | 49.6 | 69.0 | -13.6 |

GEW-038 Wellhead Temperatures



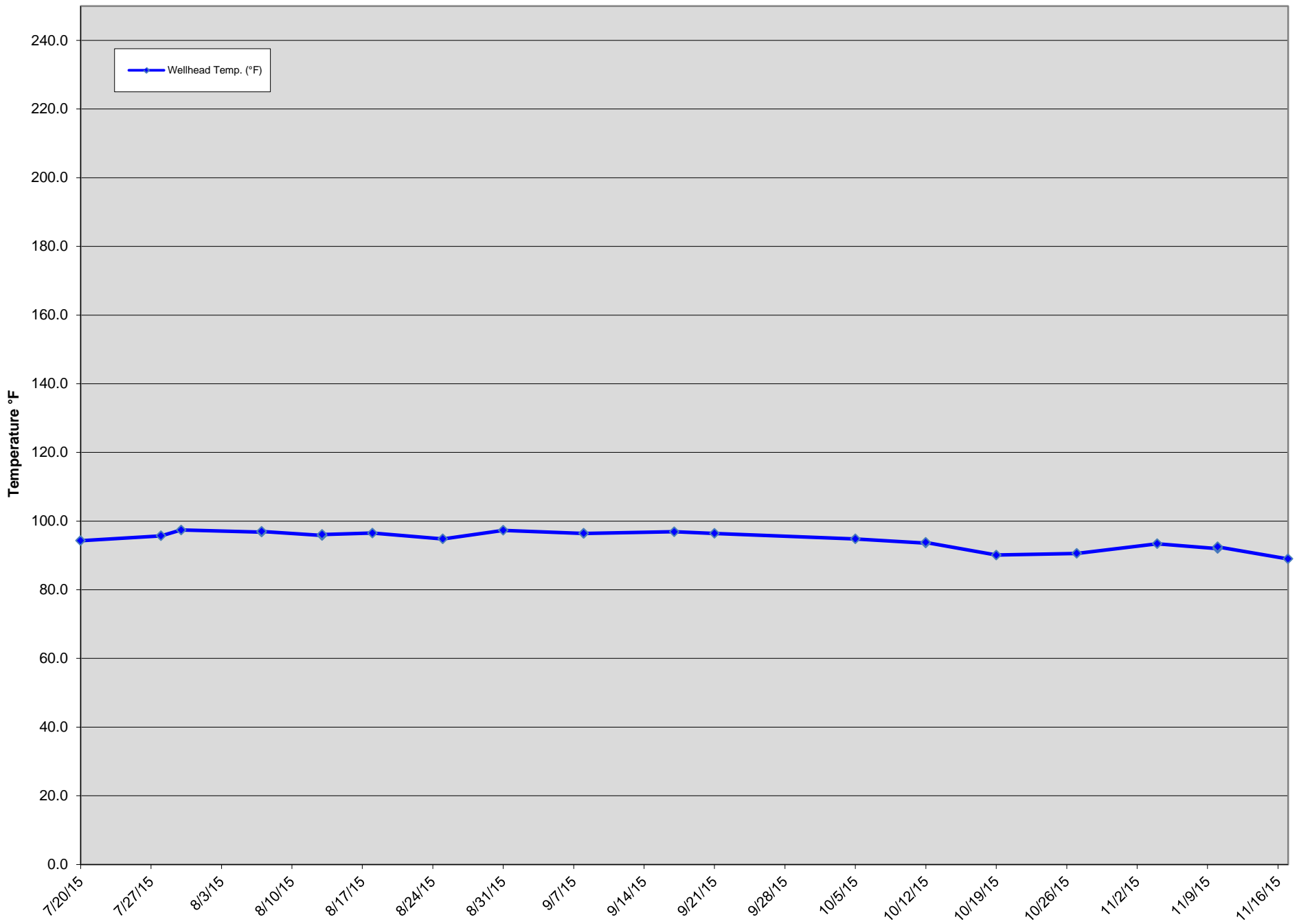
| GEW ID# | Reading Date | CH4 (% Vol.) | CO2 (% Vol.) | Oxygen (% Vol.) | Balance (% Vol.) | Wellhead Temp. (°F) | Initial Static Pressure (In W.C.) |
|---------|--------------|--------------|--------------|-----------------|------------------|---------------------|-----------------------------------|
| GEW-039 | 07/21/15 | 37.2 | 51.9 | 0.1 | 10.8 | 134.1 | -1.1 |
| GEW-039 | 07/21/15 | 37.5 | 50.7 | 0.0 | 11.8 | 134.4 | -1.1 |
| GEW-039 | 07/22/15 | 38.4 | 55.7 | 0.0 | 5.9 | 133.7 | -1.0 |
| GEW-039 | 07/22/15 | 40.6 | 48.3 | 0.0 | 11.1 | 134.0 | -1.0 |
| GEW-039 | 07/28/15 | 37.8 | 48.7 | 0.1 | 13.4 | 135.7 | -1.0 |
| GEW-039 | 07/28/15 | 37.7 | 48.7 | 0.0 | 13.6 | 135.6 | -0.8 |
| GEW-039 | 08/06/15 | 40.2 | 51.7 | 0.0 | 8.1 | 134.1 | -0.6 |
| GEW-039 | 08/06/15 | 40.2 | 50.3 | 0.0 | 9.5 | 134.1 | -0.6 |
| GEW-039 | 08/14/15 | 38.1 | 50.9 | 0.0 | 11.0 | 134.3 | -0.7 |
| GEW-039 | 08/14/15 | 39.1 | 50.9 | 0.1 | 9.9 | 134.3 | -0.7 |
| GEW-039 | 08/19/15 | 43.9 | 48.3 | 0.2 | 7.6 | 131.8 | -0.8 |
| GEW-039 | 08/19/15 | 42.6 | 50.7 | 0.1 | 6.6 | 131.8 | -0.8 |
| GEW-039 | 08/25/15 | 41.0 | 51.0 | 0.0 | 8.0 | 133.2 | -0.7 |
| GEW-039 | 08/25/15 | 41.0 | 50.8 | 0.0 | 8.2 | 133.2 | -0.7 |
| GEW-039 | 09/02/15 | 39.4 | 47.7 | 0.0 | 12.9 | 134.0 | -0.5 |
| GEW-039 | 09/02/15 | 39.7 | 49.5 | 0.0 | 10.8 | 134.3 | -0.5 |
| GEW-039 | 09/11/15 | 41.0 | 51.8 | 0.0 | 7.2 | 132.4 | -0.8 |
| GEW-039 | 09/11/15 | 40.7 | 51.3 | 0.0 | 8.0 | 132.4 | -0.8 |
| GEW-039 | 09/18/15 | 39.1 | 54.3 | 0.0 | 6.6 | 132.7 | -0.8 |
| GEW-039 | 09/18/15 | 41.2 | 52.4 | 0.1 | 6.3 | 133.7 | -0.7 |
| GEW-039 | 09/18/15 | 41.0 | 51.1 | 0.0 | 7.9 | 133.5 | -0.7 |
| GEW-039 | 09/22/15 | 38.1 | 53.1 | 0.0 | 8.8 | 134.6 | -0.7 |
| GEW-039 | 09/28/15 | 41.8 | 51.7 | 0.0 | 6.5 | 133.0 | -0.7 |
| GEW-039 | 09/28/15 | 41.9 | 49.9 | 0.1 | 8.1 | 133.3 | -0.7 |
| GEW-039 | 10/06/15 | 39.1 | 52.5 | 0.1 | 8.3 | 132.4 | -0.8 |
| GEW-039 | 10/06/15 | 39.7 | 51.4 | 0.0 | 8.9 | 132.5 | -0.8 |
| GEW-039 | 10/14/15 | 40.8 | 54.7 | 0.0 | 4.5 | 134.3 | -0.6 |
| GEW-039 | 10/14/15 | 40.9 | 52.6 | 0.0 | 6.5 | 134.3 | -0.2 |
| GEW-039 | 10/19/15 | 32.1 | 57.7 | 0.0 | 10.2 | 136.0 | 0.2 |
| GEW-039 | 10/19/15 | 36.4 | 57.1 | 0.0 | 6.5 | 136.0 | 0.0 |
| GEW-039 | 10/27/15 | 38.5 | 53.9 | 0.1 | 7.5 | 132.1 | -0.1 |
| GEW-039 | 10/27/15 | 38.9 | 53.4 | 0.0 | 7.7 | 132.1 | -0.1 |
| GEW-039 | 11/04/15 | 36.1 | 52.6 | 0.0 | 11.3 | 134.3 | 0.1 |
| GEW-039 | 11/04/15 | 36.5 | 53.0 | 0.0 | 10.5 | 136.6 | -0.3 |
| GEW-039 | 11/11/15 | 38.5 | 54.8 | 0.0 | 6.7 | 132.7 | -0.5 |
| GEW-039 | 11/11/15 | 40.9 | 51.3 | 0.0 | 7.8 | 133.4 | -0.6 |
| GEW-039 | 11/19/15 | 31.9 | 46.8 | 0.6 | 20.7 | 134.6 | -2.0 |
| GEW-039 | 11/19/15 | 32.1 | 45.6 | 0.5 | 21.8 | 134.6 | -2.0 |

GEW-039 Wellhead Temperatures



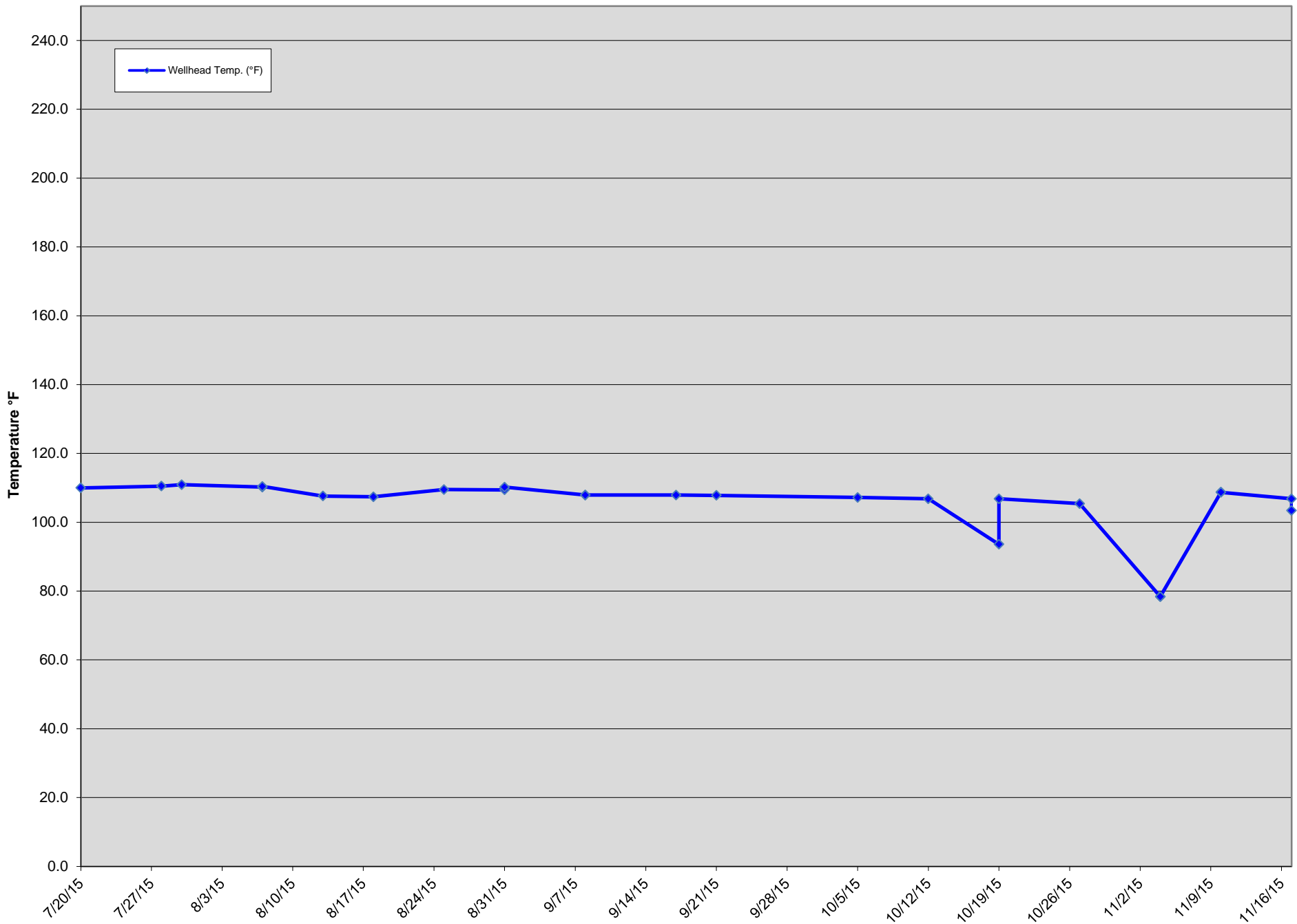
| GEW ID# | Reading Date | CH4 (% Vol.) | CO2 (% Vol.) | Oxygen (% Vol.) | Balance (% Vol.) | Wellhead Temp. (°F) | Initial Static Pressure (In W.C.) |
|---------|--------------|--------------|--------------|-----------------|------------------|---------------------|-----------------------------------|
| GEW-040 | 07/20/15 | 57.6 | 41.2 | 0.0 | 1.2 | 94.3 | -0.6 |
| GEW-040 | 07/28/15 | 55.5 | 40.7 | 0.0 | 3.8 | 95.7 | -0.8 |
| GEW-040 | 07/30/15 | 56.7 | 40.7 | 0.0 | 2.6 | 97.4 | -0.2 |
| GEW-040 | 08/07/15 | 57.5 | 41.0 | 0.0 | 1.5 | 96.8 | 0.0 |
| GEW-040 | 08/07/15 | 56.8 | 40.7 | 0.0 | 2.5 | 97.0 | -0.2 |
| GEW-040 | 08/13/15 | 57.8 | 41.1 | 0.0 | 1.1 | 95.8 | -0.5 |
| GEW-040 | 08/13/15 | 58.0 | 39.7 | 0.0 | 2.3 | 96.1 | -0.7 |
| GEW-040 | 08/18/15 | 59.3 | 40.1 | 0.2 | 0.4 | 96.5 | -0.4 |
| GEW-040 | 08/25/15 | 58.4 | 39.1 | 0.0 | 2.5 | 94.8 | -0.5 |
| GEW-040 | 08/31/15 | 57.1 | 40.0 | 0.0 | 2.9 | 97.3 | -0.4 |
| GEW-040 | 09/08/15 | 57.5 | 40.2 | 0.0 | 2.3 | 96.4 | -0.4 |
| GEW-040 | 09/08/15 | 58.0 | 40.2 | 0.0 | 1.8 | 96.4 | -0.4 |
| GEW-040 | 09/17/15 | 58.1 | 39.4 | 0.0 | 2.5 | 96.9 | -0.5 |
| GEW-040 | 09/21/15 | 57.2 | 40.6 | 0.0 | 2.2 | 96.4 | -0.4 |
| GEW-040 | 10/05/15 | 61.0 | 37.0 | 0.0 | 2.0 | 94.8 | -0.4 |
| GEW-040 | 10/12/15 | 58.4 | 40.7 | 0.0 | 0.9 | 93.6 | -0.3 |
| GEW-040 | 10/12/15 | 57.7 | 40.1 | 0.0 | 2.2 | 93.8 | -0.3 |
| GEW-040 | 10/19/15 | 58.5 | 41.2 | 0.0 | 0.3 | 90.1 | 0.0 |
| GEW-040 | 10/27/15 | 59.2 | 38.1 | 0.1 | 2.6 | 90.6 | -0.3 |
| GEW-040 | 11/04/15 | 58.1 | 38.7 | 0.0 | 3.2 | 93.4 | -0.1 |
| GEW-040 | 11/10/15 | 58.6 | 40.0 | 0.0 | 1.4 | 92.0 | -0.2 |
| GEW-040 | 11/10/15 | 58.0 | 39.8 | 0.0 | 2.2 | 92.5 | -0.3 |
| GEW-040 | 11/17/15 | 55.9 | 40.4 | 0.0 | 3.7 | 89.0 | -0.1 |

GEW-040 Wellhead Temperatures



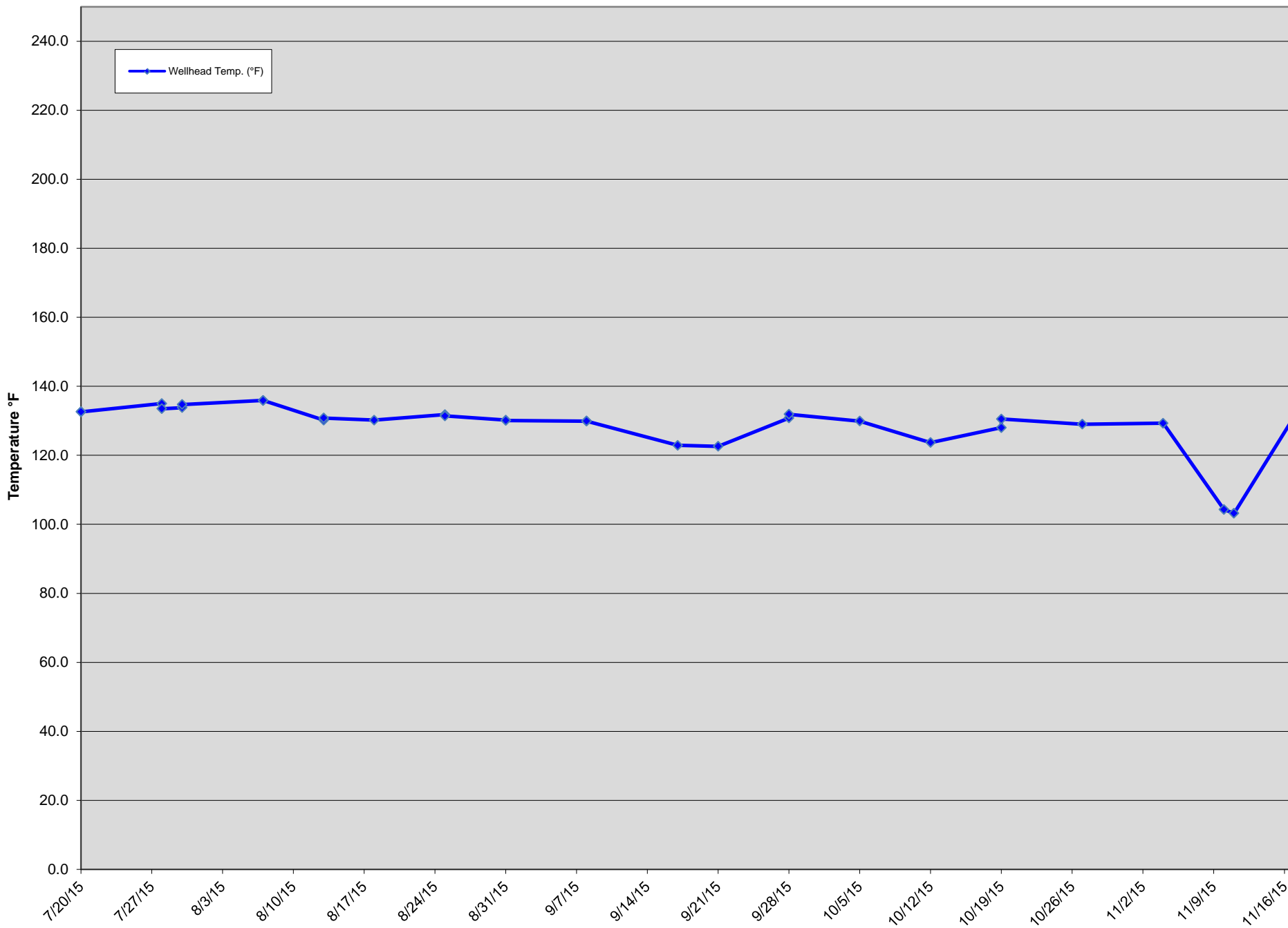
| GEW ID# | Reading Date | CH4 (% Vol.) | CO2 (% Vol.) | Oxygen (% Vol.) | Balance (% Vol.) | Wellhead Temp. (°F) | Initial Static Pressure (In W.C.) |
|----------|--------------|--------------|--------------|-----------------|------------------|---------------------|-----------------------------------|
| GEW-041R | 07/20/15 | 57.7 | 39.3 | 0.0 | 3.0 | 110.0 | -0.5 |
| GEW-041R | 07/28/15 | 56.4 | 38.6 | 0.0 | 5.0 | 110.5 | -0.7 |
| GEW-041R | 07/30/15 | 56.5 | 39.8 | 0.0 | 3.7 | 110.9 | -0.3 |
| GEW-041R | 08/07/15 | 57.0 | 40.7 | 0.0 | 2.3 | 110.2 | -0.1 |
| GEW-041R | 08/07/15 | 56.6 | 41.1 | 0.0 | 2.3 | 110.4 | -0.1 |
| GEW-041R | 08/13/15 | 57.6 | 40.4 | 0.0 | 2.0 | 107.6 | -0.6 |
| GEW-041R | 08/18/15 | 58.2 | 40.4 | 0.1 | 1.3 | 107.4 | -0.2 |
| GEW-041R | 08/25/15 | 58.3 | 38.7 | 0.0 | 3.0 | 109.5 | -0.4 |
| GEW-041R | 08/31/15 | 57.5 | 38.5 | 0.0 | 4.0 | 109.4 | -0.1 |
| GEW-041R | 08/31/15 | 57.3 | 39.9 | 0.0 | 2.8 | 110.2 | -0.2 |
| GEW-041R | 09/08/15 | 56.9 | 41.3 | 0.0 | 1.8 | 107.9 | -0.4 |
| GEW-041R | 09/08/15 | 57.7 | 40.5 | 0.0 | 1.8 | 107.9 | -0.4 |
| GEW-041R | 09/17/15 | 56.7 | 39.9 | 0.0 | 3.4 | 107.9 | -0.3 |
| GEW-041R | 09/21/15 | 56.8 | 40.1 | 0.0 | 3.1 | 107.8 | -0.3 |
| GEW-041R | 10/05/15 | 57.8 | 39.3 | 0.0 | 2.9 | 107.2 | -0.4 |
| GEW-041R | 10/12/15 | 57.2 | 39.4 | 0.0 | 3.4 | 106.8 | -0.4 |
| GEW-041R | 10/19/15 | 56.7 | 41.4 | 0.0 | 1.9 | 93.6 | 0.3 |
| GEW-041R | 10/19/15 | 56.7 | 41.7 | 0.0 | 1.6 | 106.8 | -0.2 |
| GEW-041R | 10/27/15 | 46.2 | 36.5 | 0.1 | 17.2 | 105.4 | -0.3 |
| GEW-041R | 11/04/15 | 42.8 | 49.4 | 0.1 | 7.7 | 78.4 | 0.7 |
| GEW-041R | 11/04/15 | 51.0 | 44.3 | 0.0 | 4.7 | 78.4 | 0.7 |
| GEW-041R | 11/10/15 | 50.2 | 37.6 | 0.0 | 12.2 | 108.7 | -2.8 |
| GEW-041R | 11/10/15 | 50.0 | 37.8 | 0.0 | 12.2 | 108.7 | -2.7 |
| GEW-041R | 11/17/15 | 48.7 | 37.4 | 0.0 | 13.9 | 106.8 | -2.2 |
| GEW-041R | 11/17/15 | 49.0 | 37.7 | 0.0 | 13.3 | 103.4 | -0.7 |

GEW-041R Wellhead Temperatures



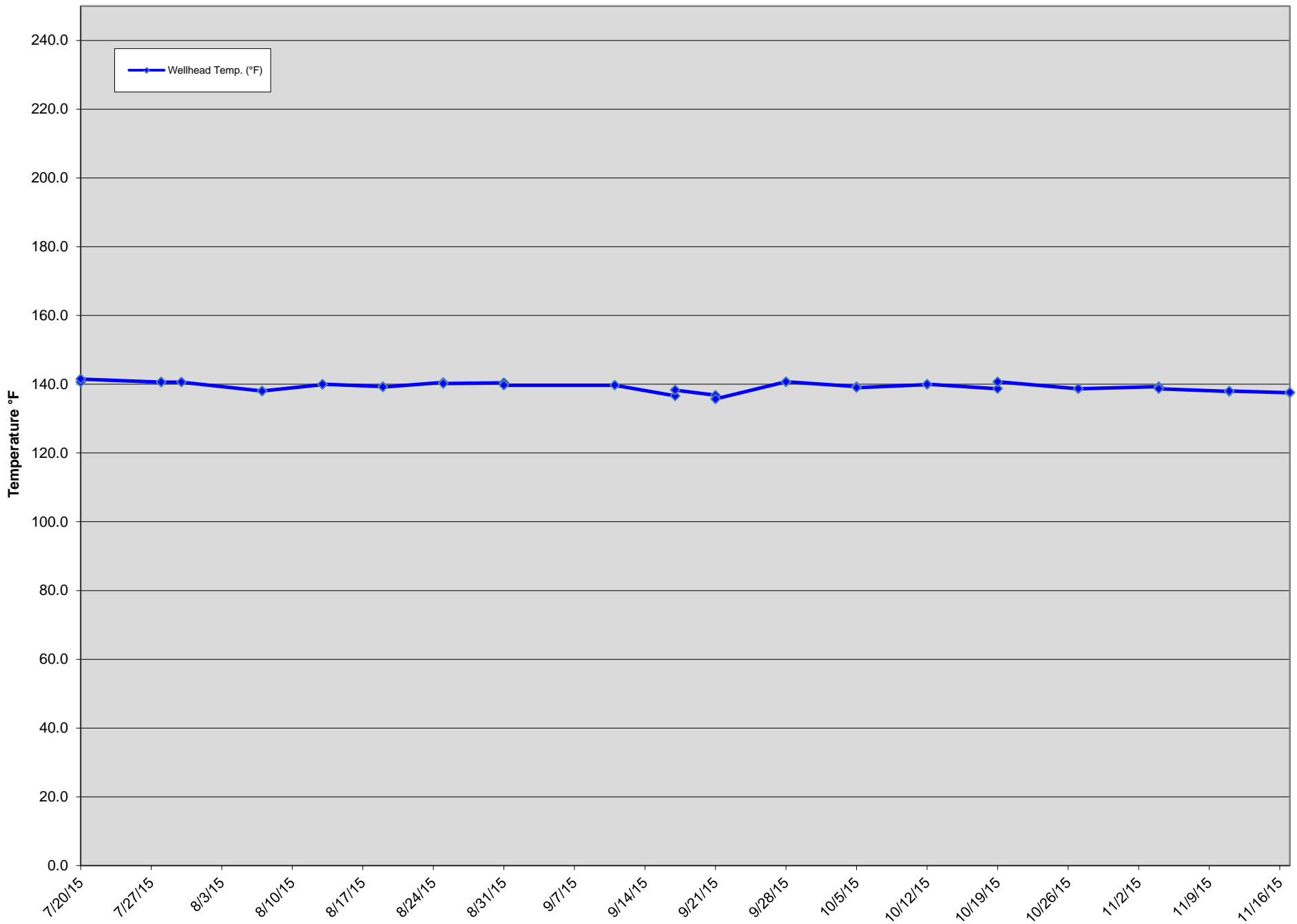
| GEW ID# | Reading Date | CH4 (% Vol.) | CO2 (% Vol.) | Oxygen (% Vol.) | Balance (% Vol.) | Wellhead Temp. (°F) | Initial Static Pressure (In W.C.) |
|----------|--------------|--------------|--------------|-----------------|------------------|---------------------|-----------------------------------|
| GEW-043R | 07/20/15 | 55.9 | 41.0 | 0.0 | 3.1 | 132.6 | -0.9 |
| GEW-043R | 07/20/15 | 56.2 | 40.9 | 0.0 | 2.9 | 132.6 | -0.6 |
| GEW-043R | 07/28/15 | 55.4 | 40.6 | 0.0 | 4.0 | 135.0 | -1.2 |
| GEW-043R | 07/28/15 | 55.9 | 40.6 | 0.0 | 3.5 | 133.5 | -0.8 |
| GEW-043R | 07/30/15 | 55.7 | 41.6 | 0.0 | 2.7 | 133.8 | 0.5 |
| GEW-043R | 07/30/15 | 55.2 | 42.1 | 0.0 | 2.7 | 134.7 | 0.3 |
| GEW-043R | 08/07/15 | 55.7 | 41.5 | 0.0 | 2.8 | 135.9 | -0.1 |
| GEW-043R | 08/07/15 | 55.8 | 42.2 | 0.0 | 2.0 | 135.9 | -0.2 |
| GEW-043R | 08/13/15 | 56.0 | 39.6 | 0.0 | 4.4 | 130.2 | -3.7 |
| GEW-043R | 08/13/15 | 55.9 | 41.8 | 0.0 | 2.3 | 130.8 | -2.5 |
| GEW-043R | 08/18/15 | 56.3 | 41.5 | 0.2 | 2.0 | 130.2 | -1.3 |
| GEW-043R | 08/25/15 | 56.2 | 40.1 | 0.0 | 3.7 | 131.8 | -2.3 |
| GEW-043R | 08/25/15 | 56.3 | 40.2 | 0.0 | 3.5 | 131.4 | -2.0 |
| GEW-043R | 08/31/15 | 54.6 | 41.8 | 0.0 | 3.6 | 130.2 | -1.2 |
| GEW-043R | 08/31/15 | 54.8 | 41.5 | 0.0 | 3.7 | 130.1 | -0.9 |
| GEW-043R | 09/08/15 | 55.2 | 42.7 | 0.0 | 2.1 | 129.9 | -0.6 |
| GEW-043R | 09/08/15 | 55.2 | 42.7 | 0.0 | 2.1 | 129.9 | -0.4 |
| GEW-043R | 09/17/15 | 55.5 | 40.3 | 0.0 | 4.2 | 122.9 | -0.2 |
| GEW-043R | 09/21/15 | 55.4 | 41.1 | 0.0 | 3.5 | 122.6 | -0.3 |
| GEW-043R | 09/28/15 | 55.3 | 41.3 | 0.0 | 3.4 | 130.8 | 0.4 |
| GEW-043R | 09/28/15 | 55.1 | 41.7 | 0.0 | 3.2 | 131.9 | -0.1 |
| GEW-043R | 10/05/15 | 55.8 | 41.4 | 0.0 | 2.8 | 129.9 | -0.9 |
| GEW-043R | 10/12/15 | 55.6 | 40.9 | 0.0 | 3.5 | 123.7 | -1.1 |
| GEW-043R | 10/19/15 | 56.0 | 41.4 | 0.0 | 2.6 | 128.0 | 0.4 |
| GEW-043R | 10/19/15 | 55.6 | 42.0 | 0.0 | 2.4 | 130.5 | -0.2 |
| GEW-043R | 10/27/15 | 53.8 | 41.3 | 0.0 | 4.9 | 129.0 | -0.6 |
| GEW-043R | 11/04/15 | 55.8 | 40.3 | 0.0 | 3.9 | 129.3 | -0.8 |
| GEW-043R | 11/10/15 | 54.6 | 42.7 | 0.0 | 2.7 | 104.3 | 1.2 |
| GEW-043R | 11/11/15 | 55.5 | 41.8 | 0.0 | 2.7 | 103.2 | -1.3 |
| GEW-043R | 11/17/15 | 55.9 | 41.3 | 0.0 | 2.8 | 131.4 | 0.6 |
| GEW-043R | 11/17/15 | 55.3 | 42.1 | 0.0 | 2.6 | 138.3 | -0.2 |

GEW-043R Wellhead Temperatures



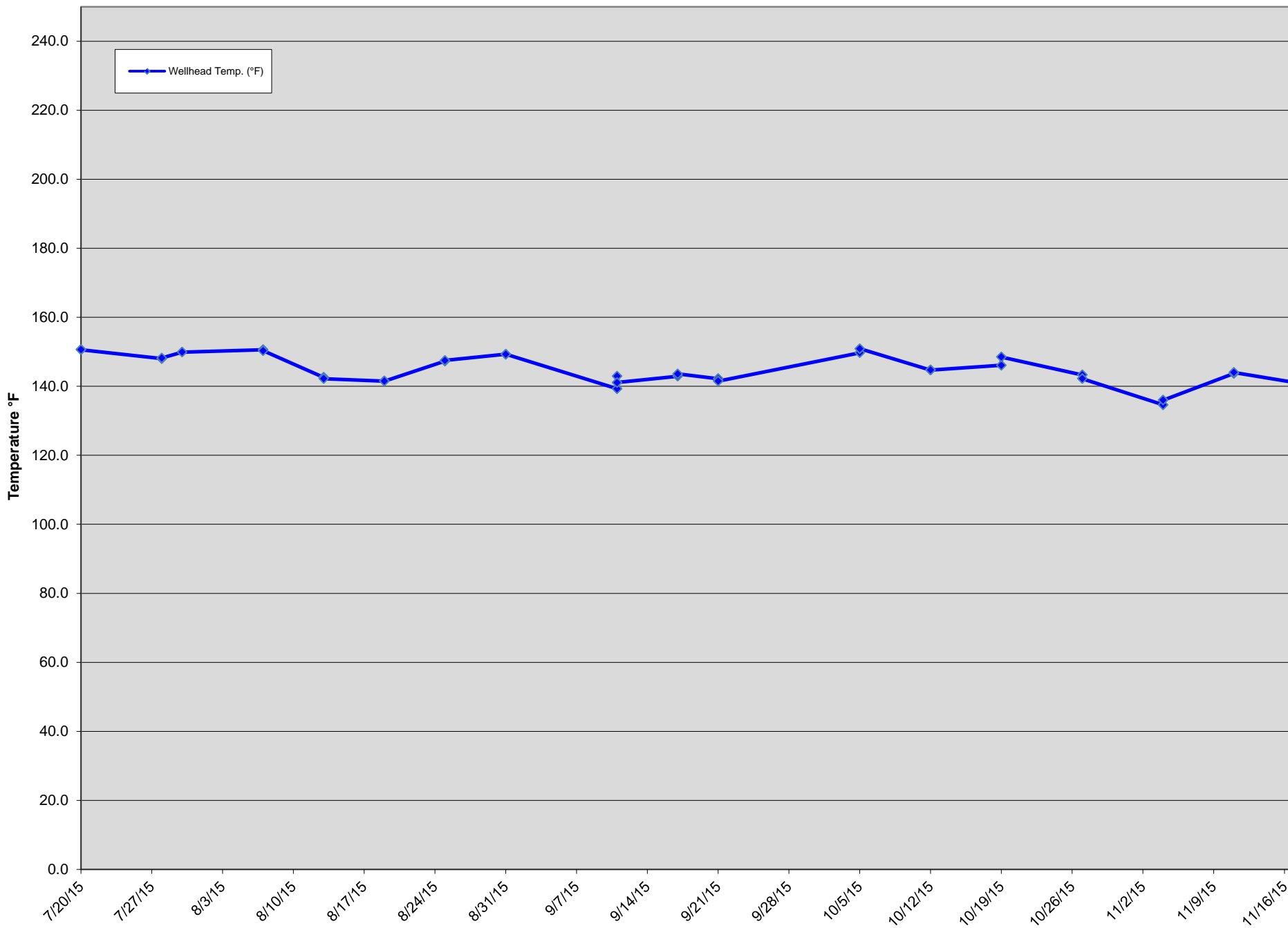
| GEW ID# | Reading Date | CH4 (% Vol.) | CO2 (% Vol.) | Oxygen (% Vol.) | Balance (% Vol.) | Wellhead Temp. (°F) | Initial Static Pressure (In W.C.) |
|---------|--------------|--------------|--------------|-----------------|------------------|---------------------|-----------------------------------|
| GEW-053 | 07/20/15 | 51.8 | 40.8 | 0.0 | 7.4 | 140.6 | 0.1 |
| GEW-053 | 07/20/15 | 51.8 | 41.3 | 0.0 | 6.9 | 141.5 | -0.2 |
| GEW-053 | 07/28/15 | 52.6 | 41.9 | 0.0 | 5.5 | 140.6 | -1.1 |
| GEW-053 | 07/28/15 | 52.5 | 42.0 | 0.0 | 5.5 | 140.6 | -0.8 |
| GEW-053 | 07/30/15 | 50.6 | 40.3 | 0.0 | 9.1 | 140.6 | -0.2 |
| GEW-053 | 08/07/15 | 51.6 | 41.0 | 0.0 | 7.4 | 138.0 | 0.0 |
| GEW-053 | 08/07/15 | 51.7 | 41.0 | 0.0 | 7.3 | 138.0 | -0.1 |
| GEW-053 | 08/13/15 | 51.3 | 42.4 | 0.1 | 6.2 | 139.9 | -0.9 |
| GEW-053 | 08/13/15 | 51.3 | 42.4 | 0.1 | 6.2 | 140.0 | -0.9 |
| GEW-053 | 08/19/15 | 50.7 | 42.7 | 0.0 | 6.6 | 139.3 | -0.5 |
| GEW-053 | 08/19/15 | 50.0 | 43.4 | 0.0 | 6.6 | 139.2 | -0.5 |
| GEW-053 | 08/25/15 | 51.2 | 41.6 | 0.0 | 7.2 | 140.5 | -0.3 |
| GEW-053 | 08/25/15 | 51.2 | 41.8 | 0.0 | 7.0 | 140.2 | -0.3 |
| GEW-053 | 08/31/15 | 51.5 | 41.0 | 0.0 | 7.5 | 140.4 | -0.4 |
| GEW-053 | 08/31/15 | 50.6 | 42.4 | 0.0 | 7.0 | 139.7 | -0.3 |
| GEW-053 | 09/11/15 | 50.7 | 42.7 | 0.0 | 6.6 | 139.7 | -0.4 |
| GEW-053 | 09/17/15 | 52.4 | 41.7 | 0.0 | 5.9 | 136.6 | 0.0 |
| GEW-053 | 09/17/15 | 52.4 | 42.3 | 0.0 | 5.3 | 138.3 | -0.1 |
| GEW-053 | 09/21/15 | 52.2 | 42.3 | 0.0 | 5.5 | 136.8 | -0.6 |
| GEW-053 | 09/21/15 | 52.8 | 41.8 | 0.0 | 5.4 | 135.7 | -0.4 |
| GEW-053 | 09/28/15 | 51.1 | 41.0 | 0.0 | 7.9 | 140.7 | 0.0 |
| GEW-053 | 09/28/15 | 51.0 | 42.3 | 0.0 | 6.7 | 140.7 | -0.1 |
| GEW-053 | 10/05/15 | 53.5 | 40.8 | 0.1 | 5.6 | 139.3 | -0.5 |
| GEW-053 | 10/05/15 | 52.3 | 41.5 | 0.0 | 6.2 | 139.0 | -0.4 |
| GEW-053 | 10/12/15 | 50.6 | 41.8 | 0.0 | 7.6 | 139.9 | 0.2 |
| GEW-053 | 10/12/15 | 50.7 | 42.1 | 0.0 | 7.2 | 140.0 | -0.1 |
| GEW-053 | 10/19/15 | 50.9 | 42.9 | 0.0 | 6.2 | 138.7 | 0.3 |
| GEW-053 | 10/19/15 | 51.1 | 42.9 | 0.0 | 6.0 | 140.7 | -0.1 |
| GEW-053 | 10/27/15 | 51.5 | 41.7 | 0.0 | 6.8 | 138.7 | -0.3 |
| GEW-053 | 10/27/15 | 51.3 | 43.1 | 0.0 | 5.6 | 138.7 | -0.3 |
| GEW-053 | 11/04/15 | 51.7 | 39.8 | 0.0 | 8.5 | 139.3 | -0.2 |
| GEW-053 | 11/04/15 | 50.6 | 41.2 | 0.0 | 8.2 | 138.7 | -0.2 |
| GEW-053 | 11/11/15 | 50.7 | 41.6 | 0.0 | 7.7 | 137.9 | -0.8 |
| GEW-053 | 11/11/15 | 51.0 | 40.9 | 0.0 | 8.1 | 138.0 | -0.8 |
| GEW-053 | 11/17/15 | 54.2 | 36.4 | 0.1 | 9.3 | 137.5 | -0.2 |
| GEW-053 | 11/17/15 | 51.5 | 41.0 | 0.0 | 7.5 | 137.6 | -0.2 |

GEW-053 Wellhead Temperatures



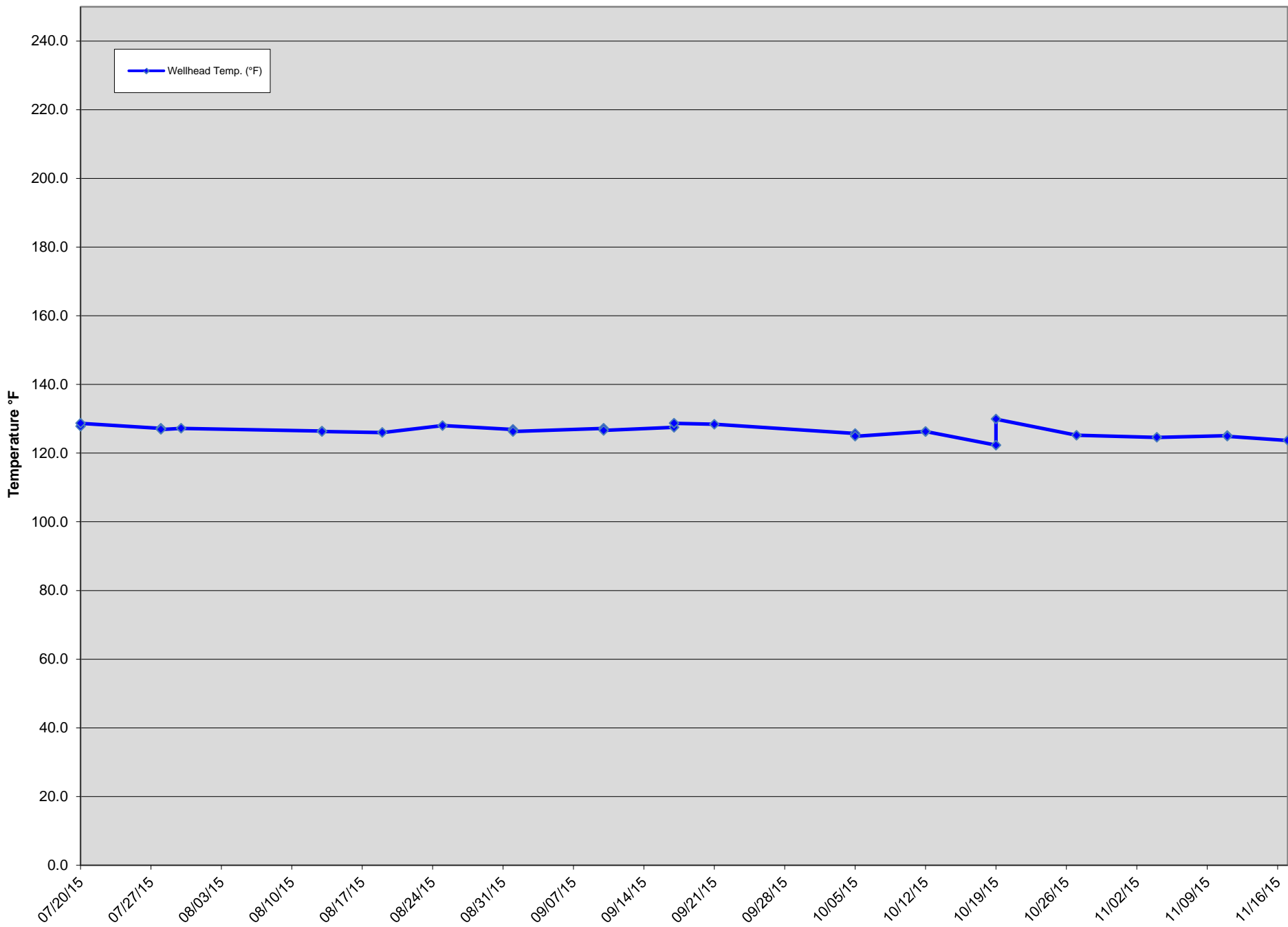
| GEW ID# | Reading Date | CH4 (% Vol.) | CO2 (% Vol.) | Oxygen (% Vol.) | Balance (% Vol.) | Wellhead Temp. (°F) | Initial Static Pressure (In W.C.) |
|---------|--------------|--------------|--------------|-----------------|------------------|---------------------|-----------------------------------|
| GEW-054 | 07/20/15 | 51.7 | 41.0 | 0.0 | 7.3 | 150.6 | 0.2 |
| GEW-054 | 07/20/15 | 51.6 | 41.5 | 0.0 | 6.9 | 150.6 | -0.2 |
| GEW-054 | 07/28/15 | 52.6 | 42.0 | 0.0 | 5.4 | 148.0 | -1.3 |
| GEW-054 | 07/28/15 | 52.0 | 42.3 | 0.0 | 5.7 | 148.2 | -0.8 |
| GEW-054 | 07/30/15 | 49.7 | 41.6 | 0.0 | 8.7 | 149.9 | -0.1 |
| GEW-054 | 08/07/15 | 51.3 | 42.9 | 0.0 | 5.8 | 150.6 | 0.2 |
| GEW-054 | 08/07/15 | 51.2 | 42.7 | 0.0 | 6.1 | 150.3 | -0.1 |
| GEW-054 | 08/13/15 | 52.8 | 41.2 | 0.1 | 5.9 | 142.6 | -1.9 |
| GEW-054 | 08/13/15 | 52.5 | 41.9 | 0.1 | 5.5 | 142.2 | -1.3 |
| GEW-054 | 08/19/15 | 52.1 | 42.6 | 0.0 | 5.3 | 141.5 | -0.8 |
| GEW-054 | 08/19/15 | 52.5 | 43.2 | 0.0 | 4.3 | 141.5 | -0.9 |
| GEW-054 | 08/25/15 | 53.2 | 41.9 | 0.0 | 4.9 | 147.3 | -0.2 |
| GEW-054 | 08/25/15 | 53.1 | 41.8 | 0.0 | 5.1 | 147.5 | -0.2 |
| GEW-054 | 08/31/15 | 52.6 | 42.2 | 0.0 | 5.2 | 149.3 | 0.1 |
| GEW-054 | 08/31/15 | 52.3 | 42.7 | 0.0 | 5.0 | 149.3 | -0.1 |
| GEW-054 | 09/11/15 | 50.5 | 42.6 | 0.0 | 6.9 | 139.3 | -0.3 |
| GEW-054 | 09/11/15 | 52.4 | 42.5 | 0.0 | 5.1 | 142.9 | -1.0 |
| GEW-054 | 09/11/15 | 53.6 | 40.7 | 0.0 | 5.7 | 141.1 | -0.4 |
| GEW-054 | 09/17/15 | 52.8 | 41.8 | 0.0 | 5.4 | 142.9 | 0.1 |
| GEW-054 | 09/17/15 | 52.6 | 41.7 | 0.0 | 5.7 | 143.6 | -0.1 |
| GEW-054 | 09/21/15 | 52.8 | 42.4 | 0.0 | 4.8 | 142.2 | -0.4 |
| GEW-054 | 09/21/15 | 52.6 | 42.0 | 0.0 | 5.4 | 141.5 | -0.3 |
| GEW-054 | 10/05/15 | 52.1 | 41.1 | 0.0 | 6.8 | 149.7 | 0.3 |
| GEW-054 | 10/05/15 | 51.7 | 42.0 | 0.0 | 6.3 | 150.9 | -0.1 |
| GEW-054 | 10/12/15 | 52.2 | 42.6 | 0.0 | 5.2 | 144.7 | -0.2 |
| GEW-054 | 10/12/15 | 51.9 | 42.3 | 0.0 | 5.8 | 144.7 | -0.2 |
| GEW-054 | 10/19/15 | 53.6 | 41.9 | 0.0 | 4.5 | 146.1 | 0.9 |
| GEW-054 | 10/19/15 | 52.1 | 42.5 | 0.0 | 5.4 | 148.5 | -0.1 |
| GEW-054 | 10/27/15 | 50.1 | 42.0 | 0.0 | 7.9 | 143.3 | -2.7 |
| GEW-054 | 10/27/15 | 51.5 | 41.3 | 0.0 | 7.2 | 142.2 | -0.5 |
| GEW-054 | 11/04/15 | 53.8 | 40.9 | 0.0 | 5.3 | 134.6 | 1.5 |
| GEW-054 | 11/04/15 | 53.3 | 41.9 | 0.0 | 4.8 | 136.0 | 1.5 |
| GEW-054 | 11/11/15 | 51.7 | 42.6 | 0.0 | 5.7 | 143.7 | -4.1 |
| GEW-054 | 11/11/15 | 52.3 | 41.8 | 0.0 | 5.9 | 144.0 | -4.1 |
| GEW-054 | 11/17/15 | 56.6 | 37.3 | 0.2 | 5.9 | 141.1 | -4.4 |
| GEW-054 | 11/17/15 | 53.5 | 41.1 | 0.0 | 5.4 | 138.3 | -1.3 |

GEW-054 Wellhead Temperatures



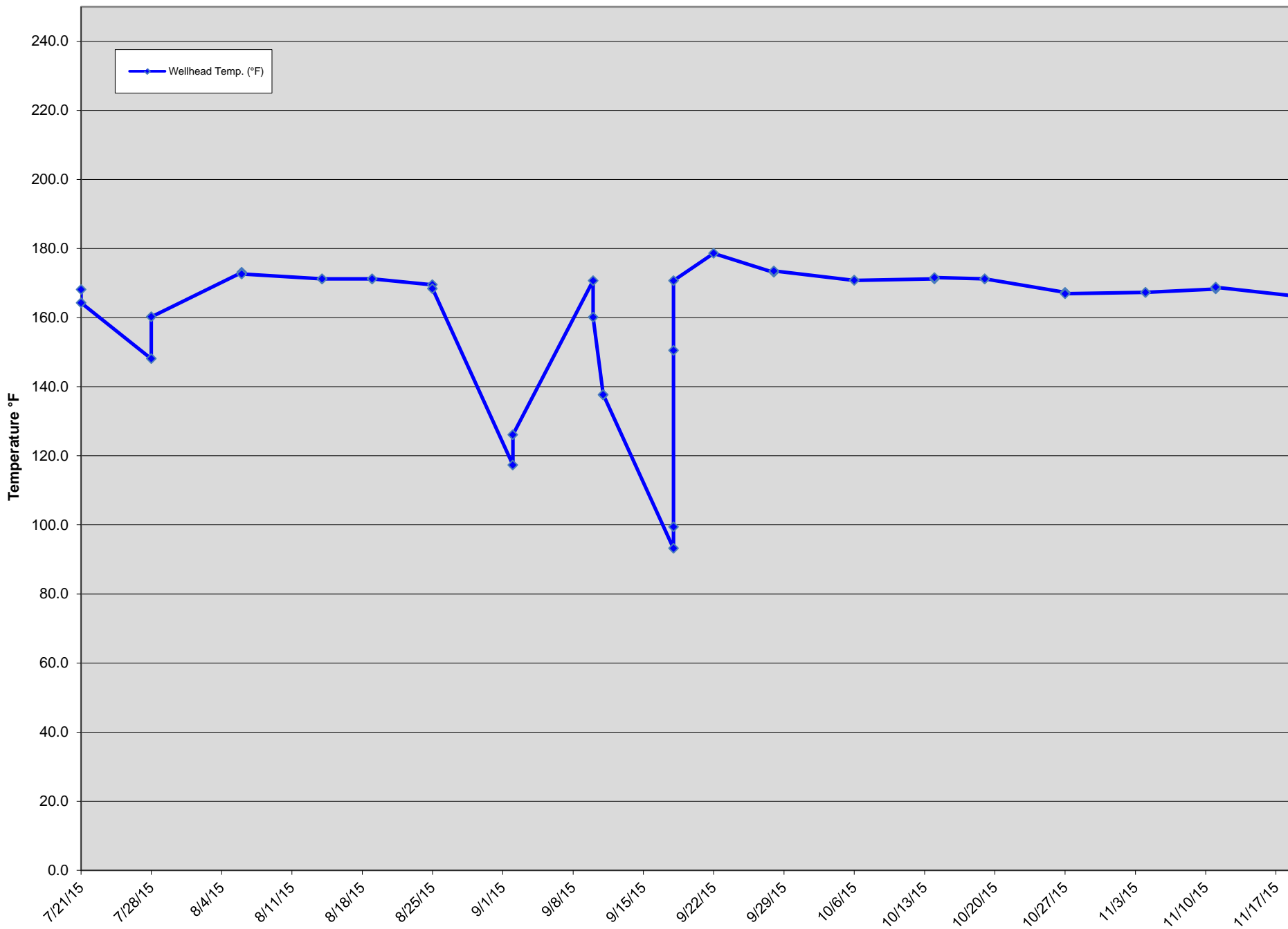
| GEW ID# | Reading Date | CH4 (% Vol.) | CO2 (% Vol.) | Oxygen (% Vol.) | Balance (% Vol.) | Wellhead Temp. (°F) | Initial Static Pressure (In W.C.) |
|---------|--------------|--------------|--------------|-----------------|------------------|---------------------|-----------------------------------|
| GEW-055 | 07/20/15 | 54.1 | 41.0 | 0.0 | 4.9 | 127.8 | -0.1 |
| GEW-055 | 07/20/15 | 54.3 | 41.4 | 0.0 | 4.3 | 128.7 | -0.3 |
| GEW-055 | 07/28/15 | 54.6 | 41.2 | 0.0 | 4.2 | 127.2 | -1.0 |
| GEW-055 | 07/28/15 | 54.4 | 42.0 | 0.0 | 3.6 | 126.9 | -0.9 |
| GEW-055 | 07/30/15 | 53.7 | 42.1 | 0.0 | 4.2 | 127.2 | -0.5 |
| GEW-055 | 08/13/15 | 53.3 | 42.2 | 0.1 | 4.4 | 126.4 | -0.7 |
| GEW-055 | 08/13/15 | 53.5 | 42.4 | 0.1 | 4.0 | 126.3 | -0.7 |
| GEW-055 | 08/19/15 | 53.4 | 42.3 | 0.0 | 4.3 | 126.0 | -0.6 |
| GEW-055 | 08/25/15 | 54.4 | 41.7 | 0.0 | 3.9 | 128.0 | -0.3 |
| GEW-055 | 09/01/15 | 53.3 | 42.3 | 0.2 | 4.2 | 126.9 | -0.4 |
| GEW-055 | 09/01/15 | 53.3 | 42.1 | 0.2 | 4.4 | 126.3 | -0.4 |
| GEW-055 | 09/10/15 | 53.2 | 43.2 | 0.0 | 3.6 | 127.2 | -0.3 |
| GEW-055 | 09/10/15 | 53.1 | 43.3 | 0.0 | 3.6 | 126.6 | -0.3 |
| GEW-055 | 09/17/15 | 54.0 | 42.3 | 0.0 | 3.7 | 127.5 | 0.0 |
| GEW-055 | 09/17/15 | 53.7 | 42.0 | 0.0 | 4.3 | 128.7 | -0.1 |
| GEW-055 | 09/21/15 | 53.6 | 42.4 | 0.0 | 4.0 | 128.4 | -0.3 |
| GEW-055 | 10/05/15 | 54.6 | 41.7 | 0.0 | 3.7 | 125.7 | -1.1 |
| GEW-055 | 10/05/15 | 54.1 | 42.5 | 0.0 | 3.4 | 124.9 | -0.8 |
| GEW-055 | 10/12/15 | 53.1 | 42.5 | 0.0 | 4.4 | 126.3 | -0.1 |
| GEW-055 | 10/12/15 | 53.8 | 41.8 | 0.0 | 4.4 | 126.3 | -0.1 |
| GEW-055 | 10/19/15 | 53.5 | 42.5 | 0.0 | 4.0 | 122.3 | 0.4 |
| GEW-055 | 10/19/15 | 53.1 | 43.4 | 0.0 | 3.5 | 129.9 | -0.2 |
| GEW-055 | 10/27/15 | 53.1 | 42.1 | 0.0 | 4.8 | 125.2 | -0.6 |
| GEW-055 | 11/04/15 | 53.6 | 42.1 | 0.0 | 4.3 | 124.6 | -0.4 |
| GEW-055 | 11/11/15 | 52.5 | 42.4 | 0.0 | 5.1 | 125.1 | -0.9 |
| GEW-055 | 11/11/15 | 52.9 | 41.7 | 0.0 | 5.4 | 124.9 | -0.9 |
| GEW-055 | 11/17/15 | 53.0 | 40.3 | 0.0 | 6.7 | 123.7 | -0.5 |

GEW-055 Wellhead Temperatures



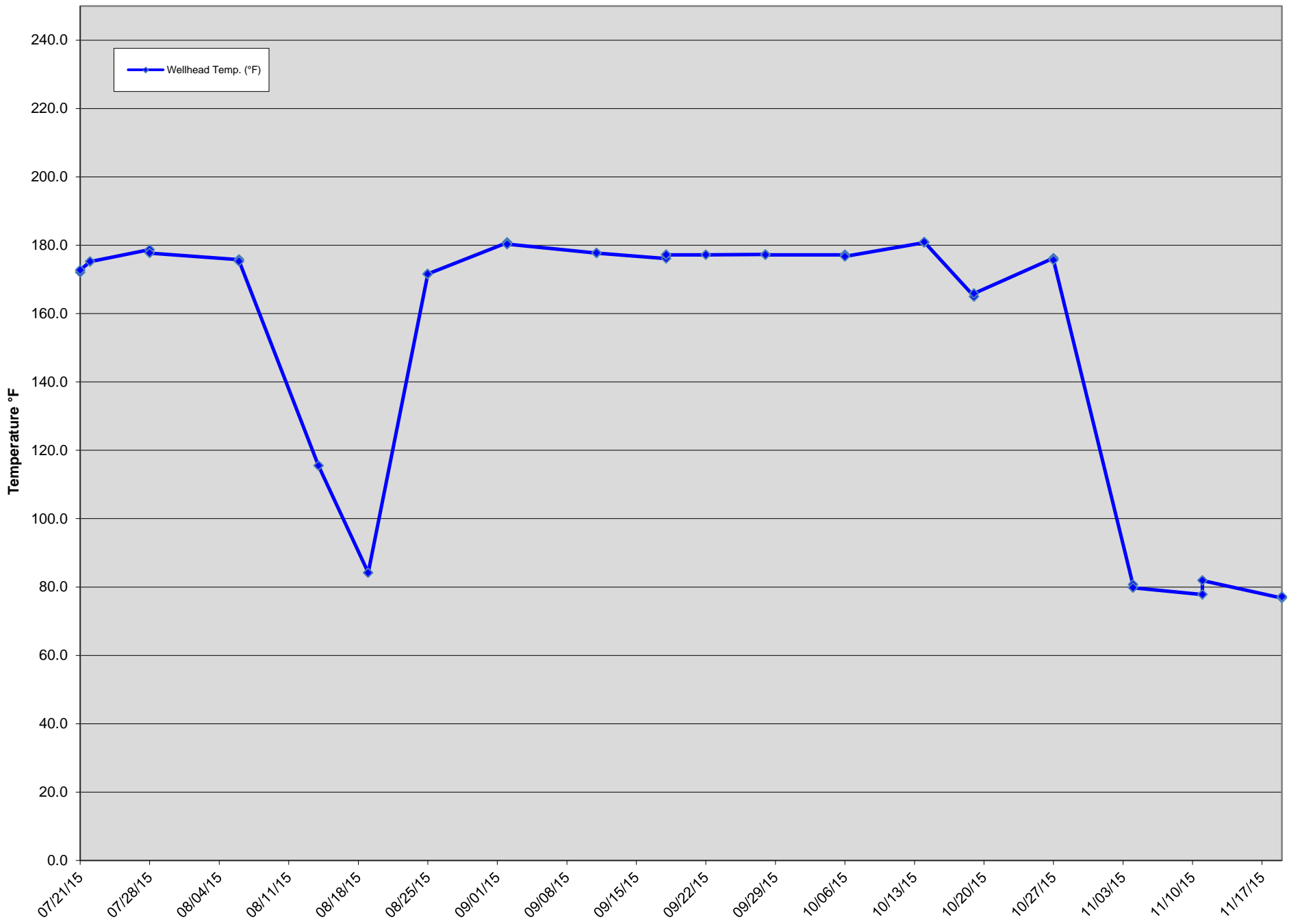
| GEW ID# | Reading Date | CH4 (% Vol.) | CO2 (% Vol.) | Oxygen (% Vol.) | Balance (% Vol.) | Wellhead Temp. (°F) | Initial Static Pressure (In W.C.) |
|----------|--------------|--------------|--------------|-----------------|------------------|---------------------|-----------------------------------|
| GEW-056R | 07/21/15 | 5.7 | 45.5 | 0.4 | 48.4 | 168.1 | -1.6 |
| GEW-056R | 07/21/15 | 5.4 | 44.3 | 0.3 | 50.0 | 164.3 | -1.2 |
| GEW-056R | 07/28/15 | 1.0 | 54.6 | 0.1 | 44.3 | 148.1 | 0.2 |
| GEW-056R | 07/28/15 | 1.2 | 55.6 | 0.0 | 43.2 | 160.2 | -0.5 |
| GEW-056R | 08/06/15 | 2.7 | 53.5 | 0.1 | 43.7 | 173.1 | -1.0 |
| GEW-056R | 08/06/15 | 2.6 | 53.5 | 0.0 | 43.9 | 172.6 | -0.9 |
| GEW-056R | 08/14/15 | 5.0 | 38.4 | 1.1 | 55.5 | 171.2 | -1.9 |
| GEW-056R | 08/14/15 | 4.8 | 42.9 | 0.9 | 51.4 | 171.2 | -1.9 |
| GEW-056R | 08/19/15 | 4.0 | 43.2 | 0.5 | 52.3 | 171.2 | -1.7 |
| GEW-056R | 08/19/15 | 3.7 | 48.3 | 0.4 | 47.6 | 171.2 | -1.7 |
| GEW-056R | 08/25/15 | 3.3 | 50.1 | 0.1 | 46.5 | 169.5 | -1.3 |
| GEW-056R | 08/25/15 | 3.2 | 50.4 | 0.1 | 46.3 | 168.4 | -1.3 |
| GEW-056R | 09/02/15 | 0.9 | 56.4 | 0.1 | 42.6 | 117.3 | 0.4 |
| GEW-056R | 09/02/15 | 0.8 | 57.8 | 0.0 | 41.4 | 126.1 | -0.2 |
| GEW-056R | 09/10/15 | 0.7 | 58.2 | 0.1 | 41.0 | 170.7 | -0.8 |
| GEW-056R | 09/10/15 | 0.6 | 59.0 | 0.1 | 40.3 | 160.1 | -0.4 |
| GEW-056R | 09/11/15 | 0.7 | 59.1 | 0.0 | 40.2 | 137.6 | -0.2 |
| GEW-056R | 09/11/15 | 0.6 | 56.6 | 0.0 | 42.8 | 137.7 | -0.1 |
| GEW-056R | 09/18/15 | 2.1 | 61.0 | 0.2 | 36.7 | 93.2 | 0.3 |
| GEW-056R | 09/18/15 | 1.2 | 60.8 | 0.0 | 38.0 | 99.4 | -0.2 |
| GEW-056R | 09/18/15 | 0.9 | 57.5 | 0.0 | 41.6 | 150.5 | 0.0 |
| GEW-056R | 09/18/15 | 1.3 | 59.3 | 0.0 | 39.4 | 170.7 | -0.5 |
| GEW-056R | 09/22/15 | 10.2 | 46.9 | 0.3 | 42.6 | 178.6 | -1.7 |
| GEW-056R | 09/28/15 | 16.6 | 42.1 | 0.5 | 40.8 | 173.1 | -3.4 |
| GEW-056R | 09/28/15 | 16.6 | 41.8 | 0.5 | 41.1 | 173.5 | -3.4 |
| GEW-056R | 10/06/15 | 11.6 | 37.9 | 0.6 | 49.9 | 170.8 | -4.2 |
| GEW-056R | 10/06/15 | 11.7 | 38.0 | 0.4 | 49.9 | 170.8 | -4.2 |
| GEW-056R | 10/14/15 | 14.2 | 45.6 | 0.1 | 40.1 | 171.2 | -2.1 |
| GEW-056R | 10/14/15 | 13.8 | 44.8 | 0.1 | 41.3 | 171.6 | -2.1 |
| GEW-056R | 10/19/15 | 14.3 | 41.8 | 0.2 | 43.7 | 171.2 | -1.3 |
| GEW-056R | 10/19/15 | 13.9 | 45.6 | 0.2 | 40.3 | 171.2 | -1.4 |
| GEW-056R | 10/27/15 | 13.2 | 45.6 | 0.3 | 40.9 | 167.3 | -2.6 |
| GEW-056R | 10/27/15 | 13.1 | 43.3 | 0.1 | 43.5 | 166.9 | -2.6 |
| GEW-056R | 11/04/15 | 12.6 | 39.4 | 0.4 | 47.6 | 167.3 | -1.6 |
| GEW-056R | 11/04/15 | 12.3 | 45.1 | 0.2 | 42.4 | 167.3 | -1.5 |
| GEW-056R | 11/11/15 | 16.1 | 43.5 | 0.0 | 40.4 | 168.3 | -2.6 |
| GEW-056R | 11/11/15 | 15.6 | 42.9 | 0.0 | 41.5 | 168.8 | -2.6 |
| GEW-056R | 11/19/15 | 10.0 | 40.1 | 0.2 | 49.7 | 166.2 | -2.8 |
| GEW-056R | 11/19/15 | 9.9 | 40.9 | 0.1 | 49.1 | 166.9 | -2.8 |

GEW-056R Wellhead Temperatures



| GEW ID# | Reading Date | CH4 (% Vol.) | CO2 (% Vol.) | Oxygen (% Vol.) | Balance (% Vol.) | Wellhead Temp. (°F) | Initial Static Pressure (In W.C.) |
|---------|--------------|--------------|--------------|-----------------|------------------|---------------------|-----------------------------------|
| GEW-109 | 07/21/15 | 4.9 | 51.6 | 0.0 | 43.5 | 172.1 | -29.7 |
| GEW-109 | 07/21/15 | 5.2 | 51.5 | 0.0 | 43.3 | 172.7 | -28.0 |
| GEW-109 | 07/22/15 | 7.0 | 52.9 | 0.0 | 40.1 | 175.2 | -26.9 |
| GEW-109 | 07/28/15 | 4.7 | 50.5 | 0.0 | 44.8 | 178.7 | -28.7 |
| GEW-109 | 07/28/15 | 5.0 | 51.5 | 0.1 | 43.4 | 177.7 | -28.8 |
| GEW-109 | 08/06/15 | 3.4 | 53.5 | 0.0 | 43.1 | 175.8 | -27.2 |
| GEW-109 | 08/06/15 | 3.5 | 53.1 | 0.0 | 43.4 | 175.3 | -27.3 |
| GEW-109 | 08/14/15 | 5.3 | 39.0 | 3.8 | 51.9 | 115.5 | -23.3 |
| GEW-109 | 08/19/15 | 11.3 | 41.1 | 3.9 | 43.7 | 84.2 | -27.1 |
| GEW-109 | 08/25/15 | 6.2 | 52.8 | 0.1 | 40.9 | 171.6 | -24.8 |
| GEW-109 | 08/25/15 | 6.1 | 53.8 | 0.0 | 40.1 | 171.6 | -27.1 |
| GEW-109 | 09/02/15 | 5.2 | 54.4 | 0.0 | 40.4 | 180.8 | -22.6 |
| GEW-109 | 09/02/15 | 4.7 | 55.0 | 0.0 | 40.3 | 180.3 | -22.9 |
| GEW-109 | 09/11/15 | 6.1 | 55.8 | 0.0 | 38.1 | 177.7 | -27.1 |
| GEW-109 | 09/11/15 | 5.4 | 55.7 | 0.0 | 38.9 | 177.7 | -25.8 |
| GEW-109 | 09/18/15 | 4.7 | 49.8 | 0.4 | 45.1 | 176.1 | -27.7 |
| GEW-109 | 09/18/15 | 6.9 | 54.3 | 0.0 | 38.8 | 177.2 | -30.3 |
| GEW-109 | 09/18/15 | 6.4 | 54.4 | 0.0 | 39.2 | 177.2 | -30.7 |
| GEW-109 | 09/22/15 | 6.9 | 52.9 | 0.2 | 40.0 | 177.2 | -29.4 |
| GEW-109 | 09/28/15 | 8.2 | 50.1 | 0.0 | 41.7 | 177.3 | -30.9 |
| GEW-109 | 09/28/15 | 7.2 | 53.3 | 0.0 | 39.5 | 177.2 | -31.2 |
| GEW-109 | 10/06/15 | 7.8 | 48.6 | 0.0 | 43.6 | 177.2 | -30.2 |
| GEW-109 | 10/06/15 | 7.1 | 50.9 | 0.0 | 42.0 | 176.7 | -29.8 |
| GEW-109 | 10/14/15 | 6.1 | 54.9 | 0.0 | 39.0 | 180.8 | -26.4 |
| GEW-109 | 10/14/15 | 6.1 | 55.2 | 0.0 | 38.7 | 180.9 | -26.9 |
| GEW-109 | 10/19/15 | 7.4 | 47.2 | 0.6 | 44.8 | 165.0 | -23.4 |
| GEW-109 | 10/19/15 | 8.3 | 50.5 | 0.6 | 40.6 | 165.9 | -23.9 |
| GEW-109 | 10/27/15 | 7.4 | 50.0 | 0.0 | 42.6 | 176.2 | -19.9 |
| GEW-109 | 10/27/15 | 5.7 | 52.9 | 0.1 | 41.3 | 175.7 | -19.6 |
| GEW-109 | 11/04/15 | 2.1 | 53.8 | 0.0 | 44.1 | 80.7 | -7.6 |
| GEW-109 | 11/04/15 | 2.2 | 55.2 | 0.0 | 42.6 | 79.8 | -5.8 |
| GEW-109 | 11/11/15 | 4.0 | 60.5 | 0.0 | 35.5 | 77.8 | -2.0 |
| GEW-109 | 11/11/15 | 6.6 | 59.0 | 0.0 | 34.4 | 81.9 | -8.5 |
| GEW-109 | 11/19/15 | 6.1 | 51.4 | 0.0 | 42.5 | 76.8 | -12.9 |
| GEW-109 | 11/19/15 | 6.1 | 52.1 | 0.0 | 41.8 | 77.2 | -13.1 |

GEW-109 Wellhead Temperatures



| GEW ID# | Reading Date | CH4 (% Vol.) | CO2 (% Vol.) | Oxygen (% Vol.) | Balance (% Vol.) | Wellhead Temp. (°F) | Initial Static Pressure (In W.C.) |
|---------|--------------|--------------|--------------|-----------------|------------------|---------------------|-----------------------------------|
| GEW-110 | 07/30/15 | 3.8 | 16.3 | 16.0 | 63.9 | 118.6 | -0.1 |
| GEW-110 | 07/30/15 | 6.0 | 20.7 | 12.4 | 60.9 | 117.3 | -0.4 |
| GEW-110 | 08/06/15 | 2.8 | 11.5 | 16.6 | 69.1 | 78.5 | -0.2 |
| GEW-110 | 08/06/15 | 1.3 | 6.9 | 19.0 | 72.8 | 79.4 | -0.2 |
| GEW-110 | 08/14/15 | 6.1 | 22.0 | 13.1 | 58.8 | 118.3 | -0.5 |
| GEW-110 | 08/14/15 | 3.3 | 19.4 | 13.0 | 64.3 | 118.3 | -0.5 |
| GEW-110 | 08/19/15 | 4.6 | 19.4 | 15.6 | 60.4 | 95.9 | -1.1 |
| GEW-110 | 08/19/15 | 2.7 | 16.5 | 15.4 | 65.4 | 95.8 | -1.1 |
| GEW-110 | 08/25/15 | 5.6 | 12.2 | 14.1 | 68.1 | 106.0 | -1.2 |
| GEW-110 | 08/25/15 | 5.6 | 12.1 | 14.1 | 68.2 | 105.8 | -1.2 |
| GEW-110 | 09/02/15 | 9.8 | 22.0 | 9.8 | 58.4 | 131.1 | -0.5 |
| GEW-110 | 09/02/15 | 10.1 | 22.9 | 9.7 | 57.3 | 132.4 | -0.5 |
| GEW-110 | 09/11/15 | 8.8 | 23.0 | 11.2 | 57.0 | 130.0 | -0.7 |
| GEW-110 | 09/11/15 | 8.3 | 24.2 | 11.1 | 56.4 | 134.0 | -0.6 |
| GEW-110 | 09/18/15 | 5.4 | 24.0 | 14.1 | 56.5 | 133.3 | -0.4 |
| GEW-110 | 09/18/15 | 5.9 | 17.6 | 12.2 | 64.3 | 136.0 | -0.4 |
| GEW-110 | 09/18/15 | 5.8 | 17.5 | 12.2 | 64.5 | 135.3 | -0.4 |
| GEW-110 | 09/22/15 | 5.2 | 18.7 | 13.9 | 62.2 | 124.6 | -0.4 |
| GEW-110 | 09/28/15 | 4.7 | 13.0 | 13.8 | 68.5 | 113.4 | -0.4 |
| GEW-110 | 09/28/15 | 4.5 | 13.0 | 13.9 | 68.6 | 114.7 | -0.5 |
| GEW-110 | 10/06/15 | 1.4 | 10.0 | 16.9 | 71.7 | 107.6 | -0.2 |
| GEW-110 | 10/06/15 | 1.4 | 10.6 | 16.9 | 71.1 | 108.2 | -0.2 |
| GEW-110 | 10/15/15 | 4.4 | 15.9 | 13.7 | 66.0 | 112.5 | -0.2 |
| GEW-110 | 10/15/15 | 3.8 | 15.0 | 13.8 | 67.4 | 115.2 | -0.2 |
| GEW-110 | 10/19/15 | 14.8 | 30.6 | 8.1 | 46.5 | 120.2 | -0.2 |
| GEW-110 | 10/19/15 | 11.0 | 26.5 | 8.2 | 54.3 | 120.2 | -0.2 |
| GEW-110 | 10/27/15 | 1.6 | 13.7 | 15.4 | 69.3 | 116.0 | -0.2 |
| GEW-110 | 10/27/15 | 1.9 | 13.3 | 15.3 | 69.5 | 116.8 | -0.2 |
| GEW-110 | 11/04/15 | 2.6 | 42.4 | 10.9 | 44.1 | 126.6 | -0.1 |
| GEW-110 | 11/04/15 | 3.2 | 26.2 | 12.8 | 57.8 | 126.6 | 0.0 |
| GEW-110 | 11/11/15 | 10.4 | 50.1 | 2.0 | 37.5 | 128.0 | -2.0 |
| GEW-110 | 11/11/15 | 8.3 | 42.5 | 4.4 | 44.8 | 133.0 | -1.4 |
| GEW-110 | 11/19/15 | 1.2 | 14.6 | 16.2 | 68.0 | 107.4 | -0.7 |
| GEW-110 | 11/19/15 | 1.1 | 13.6 | 16.4 | 68.9 | 107.0 | -0.6 |

GEW-110 Wellhead Temperatures

