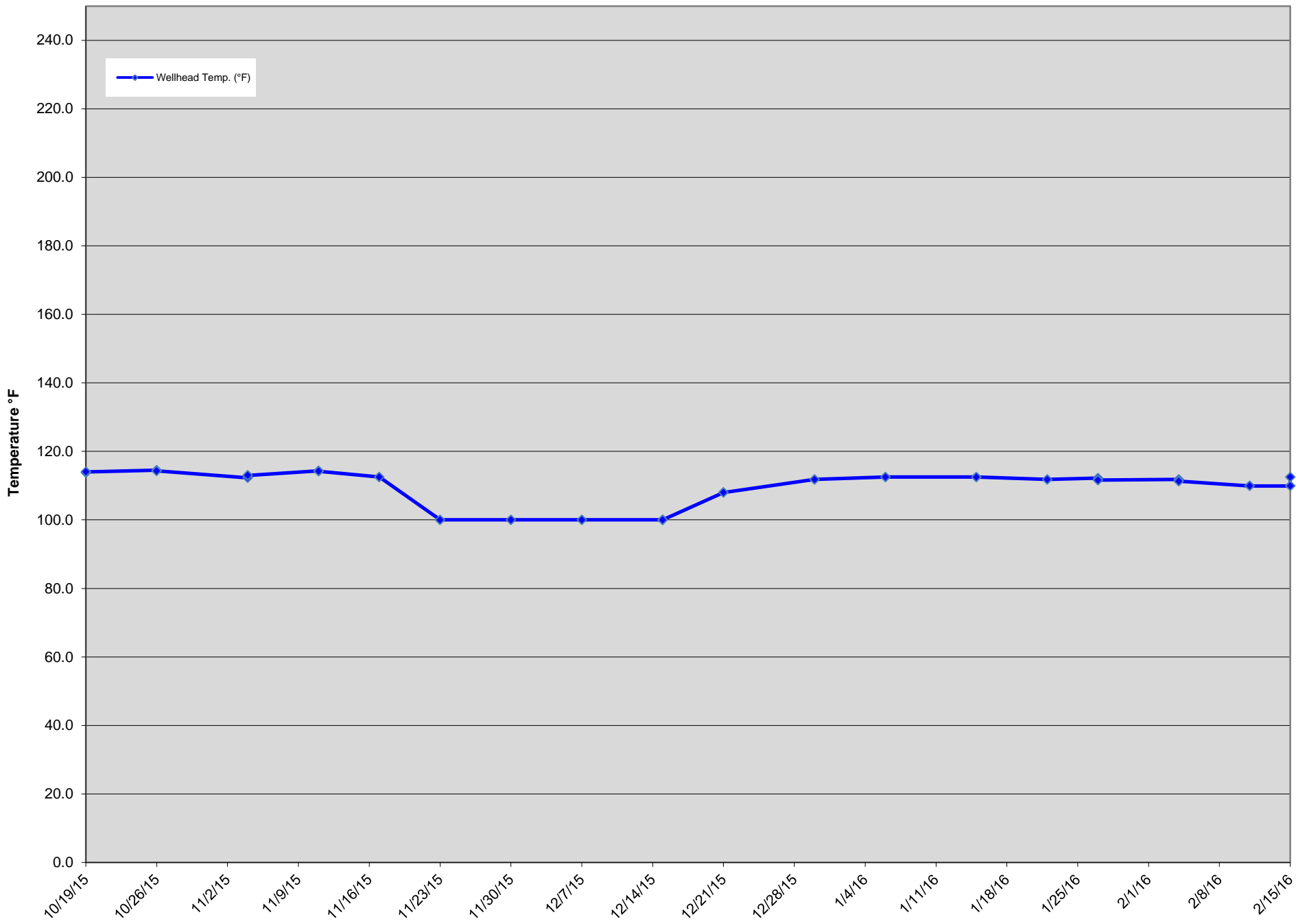


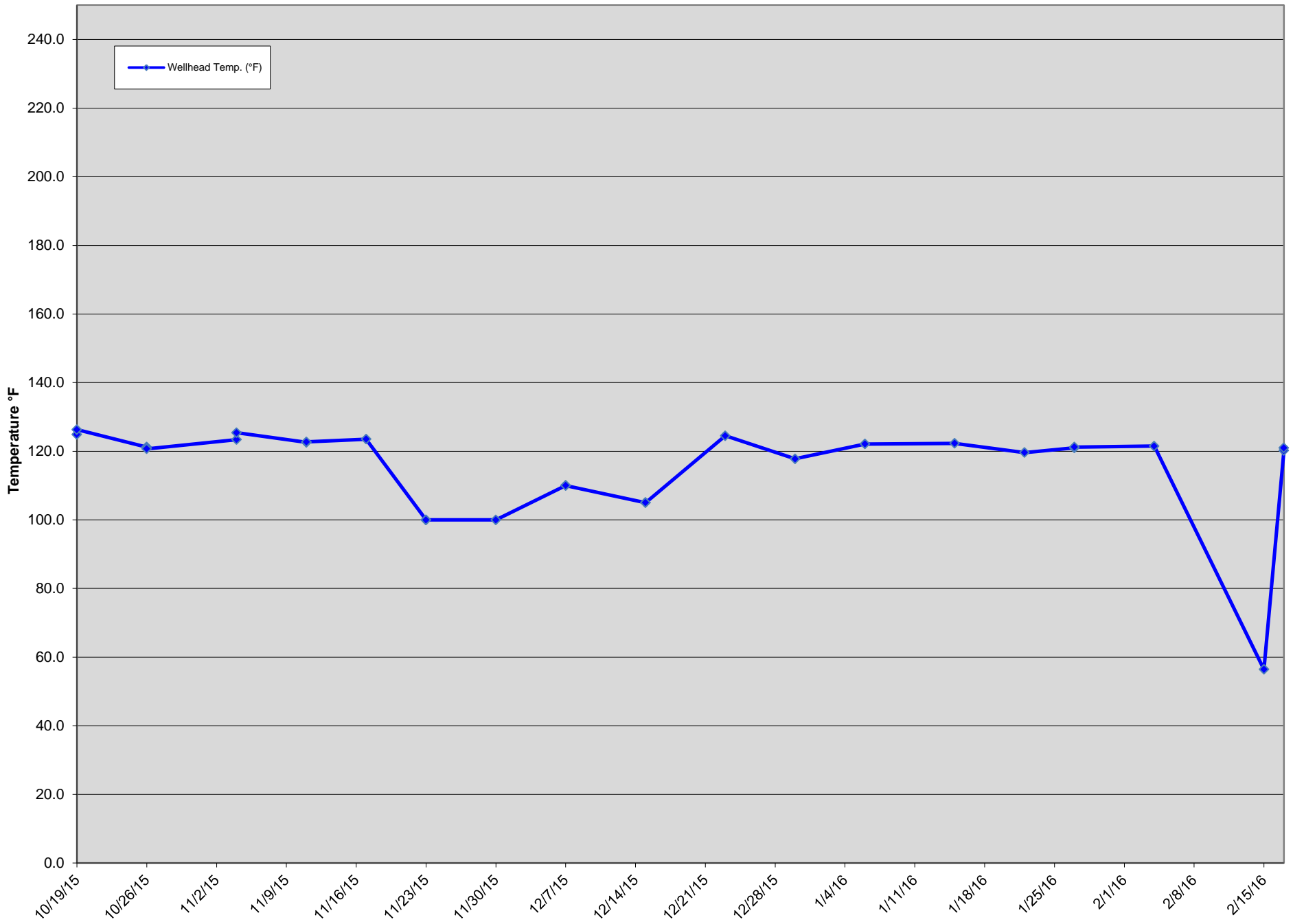
GEW ID#	Reading Date	CH4 (% Vol.)	CO2 (% Vol.)	Oxygen (% Vol.)	Balance (% Vol.)	Wellhead Temp. (°F)	Initial Static Pressure (In W.C.)
GEW-008	10/19/15	49.6	45.3	0.0	5.1	113.8	0.1
GEW-008	10/19/15	49.7	45.8	0.0	4.5	114.0	-0.1
GEW-008	10/26/15	51.1	41.1	0.0	7.8	114.5	-1.2
GEW-008	10/26/15	49.9	43.1	0.0	7.0	114.3	-0.7
GEW-008	11/04/15	51.0	44.1	0.0	4.9	112.3	0.4
GEW-008	11/04/15	51.0	45.0	0.0	4.0	113.0	-0.1
GEW-008	11/11/15	49.9	45.0	0.0	5.1	114.3	-1.1
GEW-008	11/11/15	50.6	44.4	0.0	5.0	114.2	-1.1
GEW-008	11/17/15	52.0	42.5	0.0	5.5	112.5	0.0
GEW-008	11/23/15	50.7	45.9	0.0	3.4	100.0	-2.3
GEW-008	11/30/15	50.5	47.5	0.0	2.0	100.0	-1.3
GEW-008	12/07/15	52.3	46.2	0.0	1.5	100.0	-0.7
GEW-008	12/15/15	51.2	47.4	0.0	1.4	100.0	-1.1
GEW-008	12/15/15	51.6	46.8	0.0	1.6	100.0	-1.2
GEW-008	12/21/15	50.9	48.4	0.0	0.7	108.0	-1.0
GEW-008	12/30/15	50.7	40.7	0.0	8.6	111.8	-0.7
GEW-008	01/06/16	51.1	43.5	0.0	5.4	112.5	-0.9
GEW-008	01/15/16	52.7	43.8	0.0	3.5	112.5	-1.4
GEW-008	01/22/16	51.2	44.8	0.0	4.0	111.8	-1.5
GEW-008	01/27/16	50.4	44.4	0.0	5.2	112.2	-0.9
GEW-008	01/27/16	51.4	44.6	0.2	3.8	111.6	-0.8
GEW-008	02/04/16	52.6	40.7	0.1	6.6	111.8	-1.3
GEW-008	02/04/16	52.6	43.0	0.0	4.4	111.3	-1.0
GEW-008	02/11/16	55.4	39.8	0.0	4.8	109.9	-0.3
GEW-008	02/15/16	51.5	44.6	0.0	3.9	109.9	0.6
GEW-008	02/15/16	51.8	43.6	0.0	4.6	112.5	-0.1

# GEW-008 Wellhead Temperatures



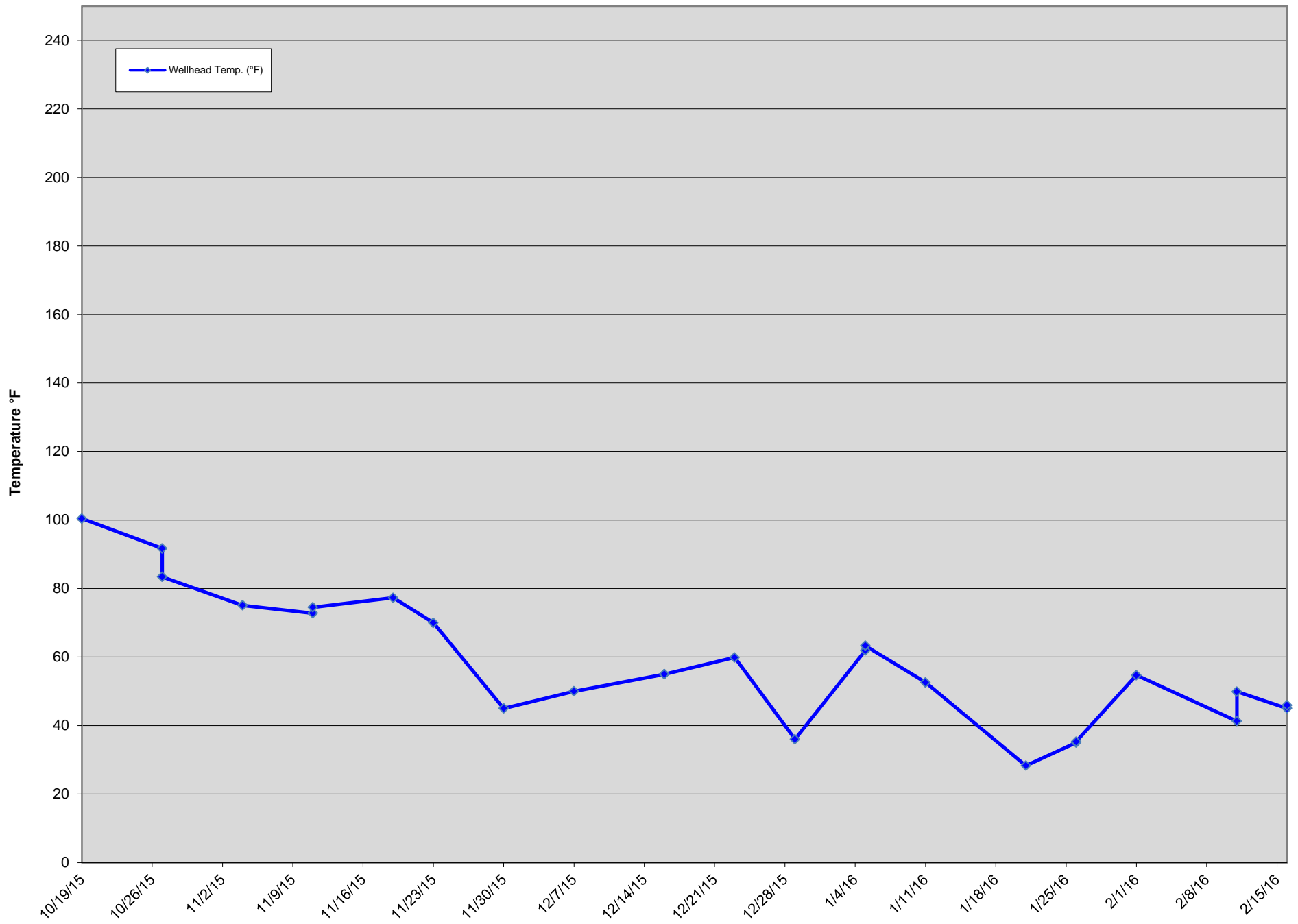
GEW ID#	Reading Date	CH4 (% Vol.)	CO2 (% Vol.)	Oxygen (% Vol.)	Balance (% Vol.)	Wellhead Temp. (°F)	Initial Static Pressure (In W.C.)
GEW-009	10/19/15	53.4	43.9	0.0	2.7	124.9	0.0
GEW-009	10/19/15	54.0	43.1	0.0	2.9	126.3	-0.1
GEW-009	10/26/15	44.8	40.7	0.0	14.5	121.2	-0.6
GEW-009	10/26/15	45.7	40.2	0.0	14.1	120.7	-0.4
GEW-009	11/04/15	52.6	43.7	0.0	3.7	123.4	0.1
GEW-009	11/04/15	53.5	42.5	0.0	4.0	125.4	-0.1
GEW-009	11/11/15	49.6	42.0	0.0	8.4	122.6	-0.5
GEW-009	11/11/15	50.6	40.8	0.0	8.6	122.7	-0.5
GEW-009	11/17/15	50.0	42.5	0.0	7.5	123.5	-0.1
GEW-009	11/23/15	41.7	39.6	0.0	18.7	100.0	-0.6
GEW-009	11/23/15	42.0	39.5	0.0	18.5	100.0	-0.4
GEW-009	11/30/15	53.0	45.0	0.0	2.0	100.0	-0.1
GEW-009	12/07/15	54.4	45.2	0.0	0.4	110.0	0.0
GEW-009	12/07/15	54.1	45.1	0.0	0.8	110.0	-0.6
GEW-009	12/15/15	39.9	42.6	0.0	17.5	105.0	-1.8
GEW-009	12/15/15	40.3	41.8	0.0	17.9	105.0	-0.9
GEW-009	12/23/15	48.5	43.4	0.0	8.1	124.5	0.0
GEW-009	12/30/15	44.3	39.0	0.0	16.7	117.8	-0.4
GEW-009	01/06/16	49.3	41.3	0.0	9.4	122.1	-0.2
GEW-009	01/15/16	52.4	40.4	0.0	7.2	122.3	-0.4
GEW-009	01/22/16	51.0	41.6	0.0	7.4	119.6	-0.3
GEW-009	01/27/16	53.2	40.9	0.0	5.9	121.0	-0.1
GEW-009	01/27/16	52.7	39.0	0.0	8.3	121.2	-0.1
GEW-009	02/04/16	52.0	41.2	0.2	6.6	121.5	-0.2
GEW-009	02/15/16	52.9	44.0	0.0	3.1	56.4	0.5
GEW-009	02/17/16	53.9	45.5	0.0	0.6	120.2	-0.1
GEW-009	02/17/16	55.7	40.3	0.0	4.0	121.0	-0.1

# GEW-009 Wellhead Temperatures



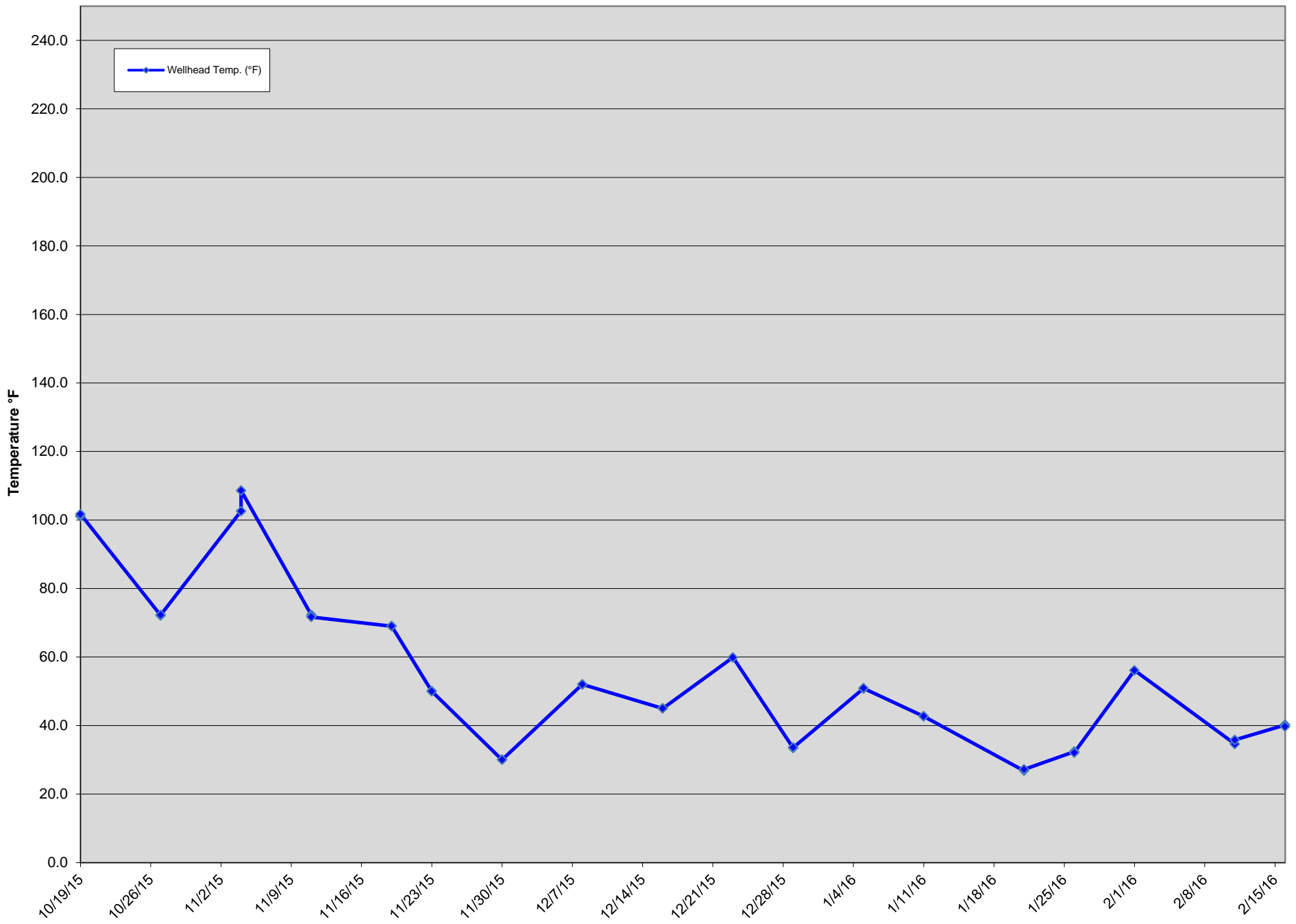
GEW ID#	Reading Date	CH4 (% Vol.)	CO2 (% Vol.)	Oxygen (% Vol.)	Balance (% Vol.)	Wellhead Temp. (°F)	Initial Static Pressure (In W.C.)
GEW-010	10/19/15	41.3	45.8	1.7	11.2	100.4	-7.0
GEW-010	10/27/15	42.8	48.2	0.7	8.3	91.7	-14.7
GEW-010	10/27/15	41.4	47.4	1.1	10.1	83.4	-11.5
GEW-010	11/04/15	45.1	44.8	1.7	8.4	75.1	-2.1
GEW-010	11/11/15	55.1	41.9	0.0	3.0	72.8	-2.9
GEW-010	11/11/15	54.7	40.6	0.2	4.5	74.5	-4.3
GEW-010	11/19/15	46.2	49.5	0.8	3.5	77.3	-10.7
GEW-010	11/23/15	47.0	48.3	0.8	3.9	70.0	-10.5
GEW-010	11/30/15	55.8	44.1	0.0	0.1	45.0	-0.7
GEW-010	12/7/15	56.0	43.8	0.0	0.2	50.0	-1.3
GEW-010	12/16/15	53.2	46.7	0.0	0.1	55.0	-0.2
GEW-010	12/16/15	56.3	43.6	0.0	0.1	55.0	-0.2
GEW-010	12/23/15	53.1	41.7	0.5	4.7	59.9	-1.6
GEW-010	12/29/15	53.8	43.3	0.0	2.9	36.0	-3.6
GEW-010	1/5/16	56.7	40.0	0.3	3.0	61.9	-2.8
GEW-010	1/5/16	56.8	39.2	0.2	3.8	63.3	-4.5
GEW-010	1/11/16	48.5	46.4	0.5	4.6	52.6	-8.2
GEW-010	1/21/16	34.4	51.3	0.0	14.3	28.3	-0.2
GEW-010	1/26/16	54.6	42.7	0.2	2.5	35.0	-4.9
GEW-010	1/26/16	55.2	42.2	0.3	2.3	35.3	-4.9
GEW-010	2/1/16	45.3	43.0	0.1	11.6	54.7	-2.8
GEW-010	2/11/16	54.6	40.1	0.3	5.0	41.3	3.2
GEW-010	2/11/16	56.3	39.9	0.0	3.8	49.9	-4.7
GEW-010	2/16/16	46.5	35.9	2.8	14.8	45.0	-6.0
GEW-010	2/16/16	54.6	42.1	0.3	3.0	45.9	-6.4

# GEW-010 Wellhead Temperatures



GEW ID#	Reading Date	CH4 (% Vol.)	CO2 (% Vol.)	Oxygen (% Vol.)	Balance (% Vol.)	Wellhead Temp. (°F)	Initial Static Pressure (In W.C.)
GEW-038	10/19/15	10.9	49.2	7.0	32.9	101.1	-22.0
GEW-038	10/19/15	1.9	43.2	7.2	47.7	101.7	-24.4
GEW-038	10/27/15	0.7	50.2	2.8	46.3	72.1	-23.1
GEW-038	10/27/15	0.6	51.5	2.7	45.2	72.3	-23.8
GEW-038	11/04/15	1.3	60.7	0.0	38.0	102.6	-12.8
GEW-038	11/04/15	0.6	62.8	0.1	36.5	108.6	-12.8
GEW-038	11/11/15	0.3	54.8	3.8	41.1	72.3	-15.5
GEW-038	11/11/15	0.3	40.0	8.0	51.7	71.7	-14.7
GEW-038	11/19/15	0.7	39.2	7.6	52.5	69.0	-16.9
GEW-038	11/19/15	0.2	43.2	7.0	49.6	69.0	-13.6
GEW-038	11/23/15	0.2	42.1	8.3	49.4	50.0	-9.6
GEW-038	11/23/15	0.2	39.4	9.0	51.4	50.0	-9.2
GEW-038	11/30/15	0.4	45.5	6.1	48.0	30.0	-15.8
GEW-038	11/30/15	0.5	49.5	5.5	44.5	30.0	-16.5
GEW-038	12/08/15	0.2	42.8	8.0	49.0	52.0	-14.1
GEW-038	12/08/15	0.2	42.4	8.4	49.0	52.0	-14.6
GEW-038	12/16/15	0.3	44.7	7.6	47.4	45.0	-3.7
GEW-038	12/16/15	0.2	47.8	6.8	45.2	45.0	-3.6
GEW-038	12/23/15	0.4	52.0	3.9	43.7	59.9	-8.2
GEW-038	12/29/15	0.1	27.8	12.8	59.3	33.4	-11.7
GEW-038	12/29/15	0.2	32.6	10.1	57.1	33.6	-1.2
GEW-038	01/05/16	0.4	48.0	4.0	47.6	50.8	0.0
GEW-038	01/05/16	0.4	50.6	3.1	45.9	50.9	-0.1
GEW-038	01/11/16	0.3	46.3	5.8	47.6	42.7	-0.5
GEW-038	01/11/16	0.3	46.4	6.0	47.3	42.7	-0.6
GEW-038	01/21/16	0.7	28.9	8.5	61.9	26.8	-0.4
GEW-038	01/21/16	0.3	43.4	6.8	49.5	27.2	-0.2
GEW-038	01/26/16	0.4	54.9	2.1	42.6	32.4	-0.1
GEW-038	01/26/16	0.2	54.9	2.1	42.8	32.1	-0.1
GEW-038	02/01/16	1.5	56.0	0.1	42.4	56.1	0.0
GEW-038	02/11/16	0.5	38.8	14.9	45.8	34.6	-9.4
GEW-038	02/11/16	0.3	30.6	15.4	53.7	35.8	-7.4
GEW-038	02/16/16	0.7	49.2	7.7	42.4	40.2	-3.7
GEW-038	02/16/16	0.3	42.0	8.7	49.0	39.7	-3.7

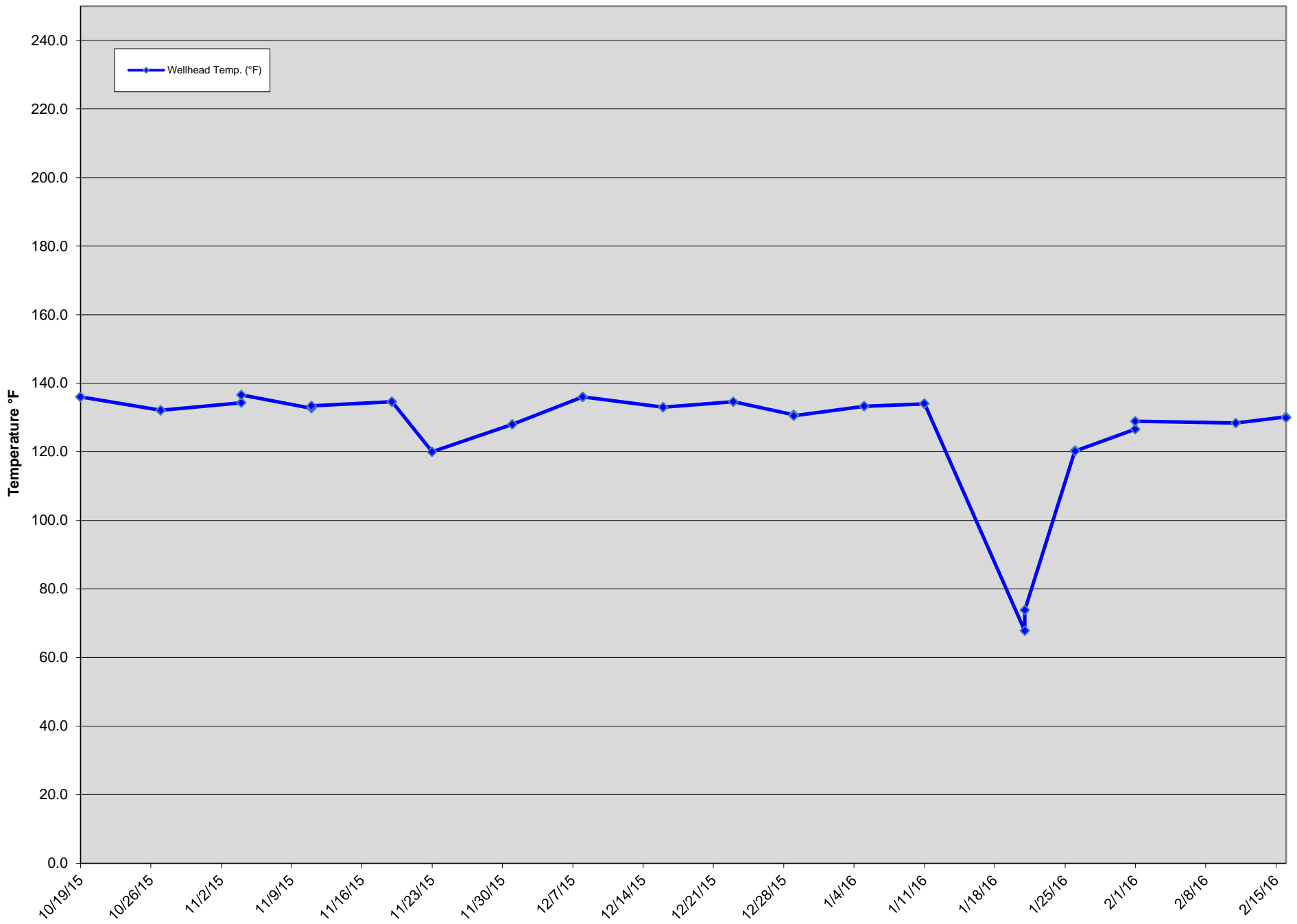
# GEW-038 Wellhead Temperatures





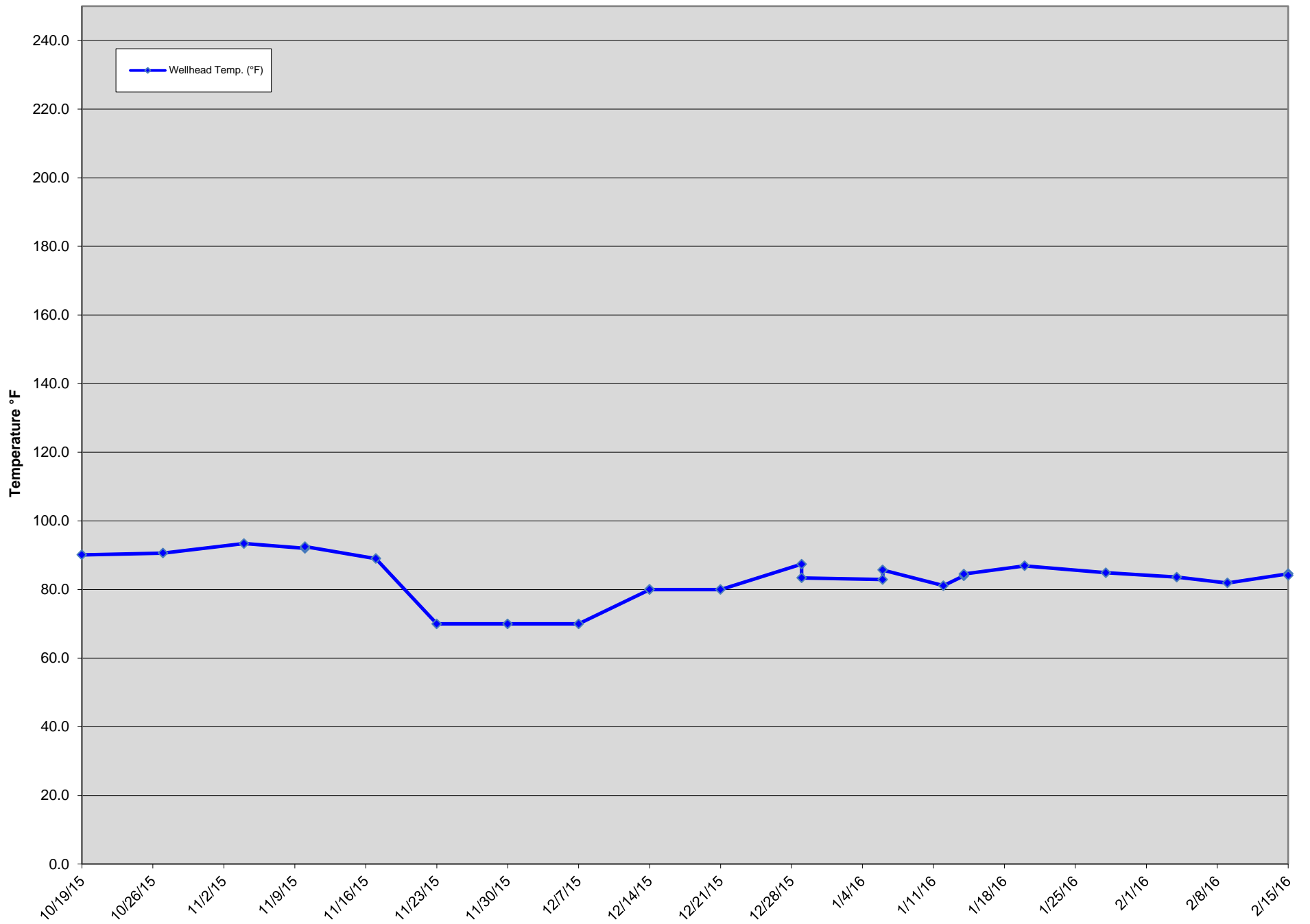
GEW ID#	Reading Date	CH4 (% Vol.)	CO2 (% Vol.)	Oxygen (% Vol.)	Balance (% Vol.)	Wellhead Temp. (°F)	Initial Static Pressure (In W.C.)
GEW-039	10/19/15	32.1	57.7	0.0	10.2	136.0	0.2
GEW-039	10/19/15	36.4	57.1	0.0	6.5	136.0	0.0
GEW-039	10/27/15	38.5	53.9	0.1	7.5	132.1	-0.1
GEW-039	10/27/15	38.9	53.4	0.0	7.7	132.1	-0.1
GEW-039	11/04/15	36.1	52.6	0.0	11.3	134.3	0.1
GEW-039	11/04/15	36.5	53.0	0.0	10.5	136.6	-0.3
GEW-039	11/11/15	38.5	54.8	0.0	6.7	132.7	-0.5
GEW-039	11/11/15	40.9	51.3	0.0	7.8	133.4	-0.6
GEW-039	11/19/15	31.9	46.8	0.6	20.7	134.6	-2.0
GEW-039	11/19/15	32.1	45.6	0.5	21.8	134.6	-2.0
GEW-039	11/23/15	29.8	47.1	1.0	22.1	120.0	-1.8
GEW-039	12/01/15	32.1	47.7	0.6	19.6	128.0	-1.9
GEW-039	12/08/15	32.1	48.7	0.3	18.9	136.0	-1.4
GEW-039	12/08/15	35.2	49.4	0.1	15.3	136.0	-1.3
GEW-039	12/16/15	39.4	59.4	0.0	1.2	133.0	0.0
GEW-039	12/16/15	40.0	58.3	0.0	1.7	133.0	-0.2
GEW-039	12/23/15	39.2	52.3	0.0	8.5	134.6	-0.7
GEW-039	12/29/15	33.8	47.1	0.0	19.1	130.8	-1.8
GEW-039	12/29/15	33.1	45.7	0.0	21.2	130.5	-1.8
GEW-039	01/05/16	34.1	52.5	0.1	13.3	133.3	-1.6
GEW-039	01/05/16	36.4	48.9	0.0	14.7	133.3	-1.6
GEW-039	01/11/16	34.2	53.2	0.2	12.4	134.0	-1.6
GEW-039	01/11/16	37.2	50.9	0.2	11.7	134.1	-1.5
GEW-039	01/21/16	32.9	59.6	0.2	7.3	67.8	0.6
GEW-039	01/21/16	42.3	55.0	0.0	2.7	73.8	0.6
GEW-039	01/26/16	44.4	51.8	0.2	3.6	120.4	0.1
GEW-039	01/26/16	43.8	51.8	0.0	4.4	120.2	-0.1
GEW-039	02/01/16	43.0	54.2	0.2	2.6	126.6	0.1
GEW-039	02/01/16	42.7	54.3	0.1	2.9	128.9	-0.1
GEW-039	02/11/16	40.4	51.3	0.0	8.3	128.4	0.0
GEW-039	02/16/16	47.2	46.3	0.2	6.3	130.2	-0.5
GEW-039	02/16/16	43.9	49.5	0.1	6.5	129.9	-0.3

# GEW-039 Wellhead Temperatures



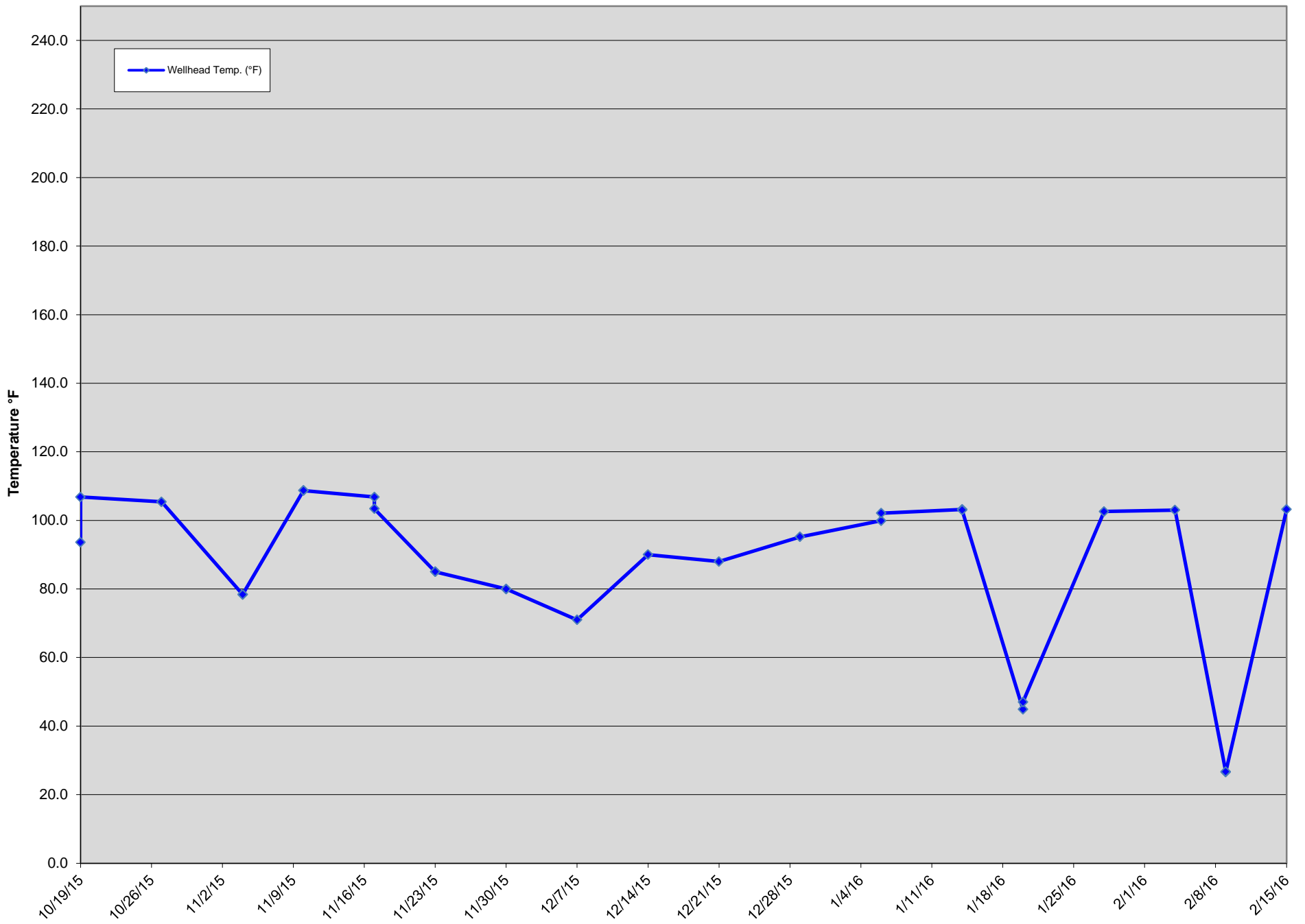
GEW ID#	Reading Date	CH4 (% Vol.)	CO2 (% Vol.)	Oxygen (% Vol.)	Balance (% Vol.)	Wellhead Temp. (°F)	Initial Static Pressure (In W.C.)
GEW-040	10/19/15	58.5	41.2	0.0	0.3	90.1	0.0
GEW-040	10/27/15	59.2	38.1	0.1	2.6	90.6	-0.3
GEW-040	11/04/15	58.1	38.7	0.0	3.2	93.4	-0.1
GEW-040	11/10/15	58.6	40.0	0.0	1.4	92.0	-0.2
GEW-040	11/10/15	58.0	39.8	0.0	2.2	92.5	-0.3
GEW-040	11/17/15	55.9	40.4	0.0	3.7	89.0	-0.1
GEW-040	11/23/15	56.6	43.3	0.0	0.1	70.0	-0.9
GEW-040	11/30/15	56.7	43.2	0.0	0.1	70.0	-0.8
GEW-040	12/07/15	56.9	43.0	0.0	0.1	70.0	-0.6
GEW-040	12/14/15	57.2	42.7	0.0	0.1	80.0	-0.5
GEW-040	12/14/15	56.6	43.3	0.0	0.1	80.0	-0.4
GEW-040	12/21/15	57.8	42.0	0.0	0.2	80.0	-0.6
GEW-040	12/29/15	58.1	41.2	0.0	0.7	87.4	-1.3
GEW-040	12/29/15	57.7	41.6	0.0	0.7	83.4	-0.6
GEW-040	01/06/16	62.0	36.9	0.0	1.1	82.9	0.3
GEW-040	01/06/16	59.8	39.2	0.0	1.0	85.7	-0.1
GEW-040	01/12/16	61.4	36.5	0.1	2.0	81.1	-0.5
GEW-040	01/14/16	58.7	40.3	0.0	1.0	84.0	0.0
GEW-040	01/14/16	59.6	38.7	0.0	1.7	84.5	0.0
GEW-040	01/20/16	59.0	40.1	0.1	0.8	86.9	-0.2
GEW-040	01/28/16	58.3	40.7	0.1	0.9	84.9	-0.2
GEW-040	02/04/16	58.5	40.7	0.1	0.7	83.6	-0.5
GEW-040	02/09/16	55.7	37.8	0.1	6.4	81.9	-0.3
GEW-040	02/15/16	59.9	39.7	0.0	0.4	84.6	-0.3
GEW-040	02/15/16	59.6	39.8	0.0	0.6	84.1	-0.2

# GEW-040 Wellhead Temperatures



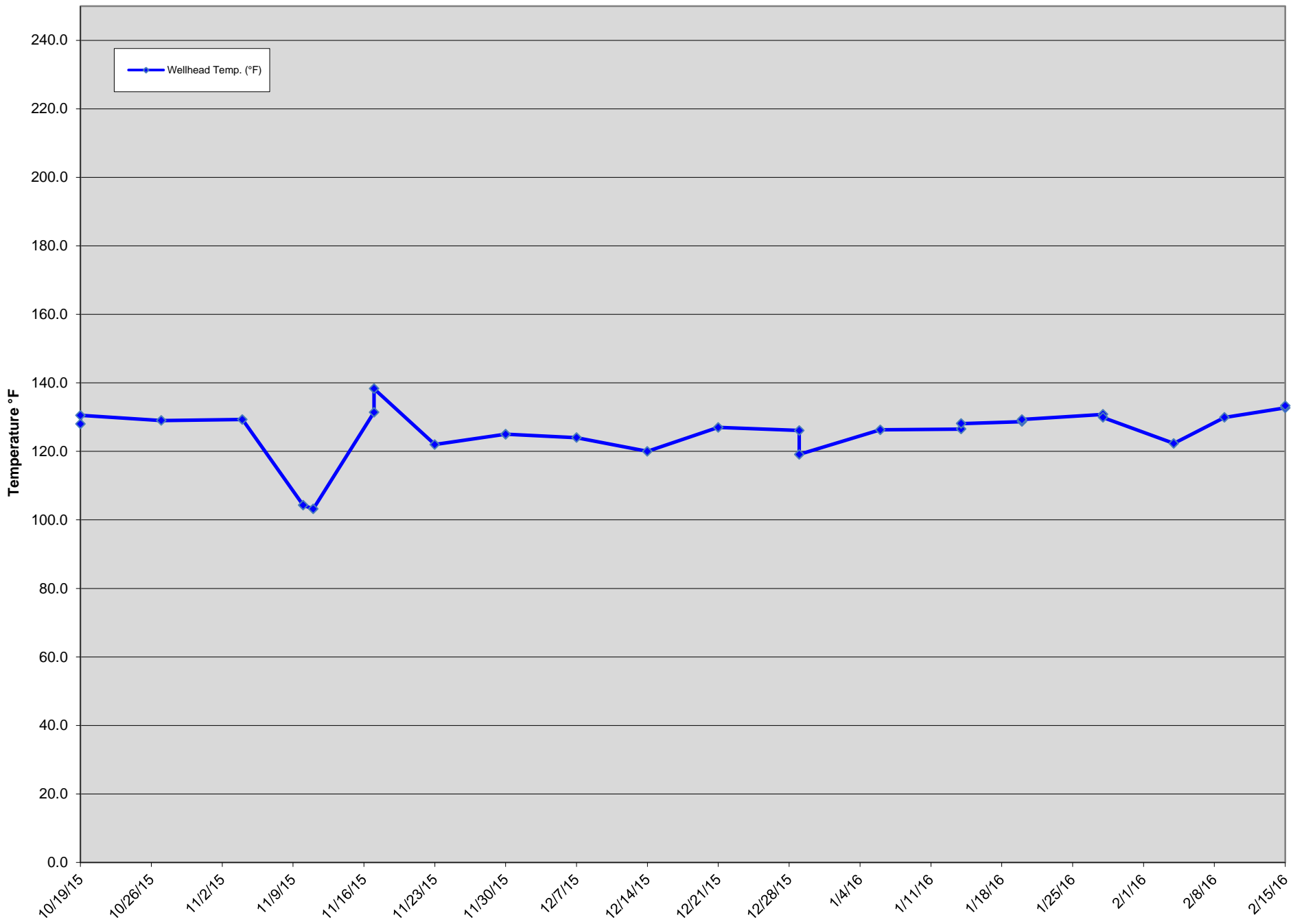
GEW ID#	Reading Date	CH4 (% Vol.)	CO2 (% Vol.)	Oxygen (% Vol.)	Balance (% Vol.)	Wellhead Temp. (°F)	Initial Static Pressure (In W.C.)
GEW-041R	10/19/15	56.7	41.4	0.0	1.9	93.6	0.3
GEW-041R	10/19/15	56.7	41.7	0.0	1.6	106.8	-0.2
GEW-041R	10/27/15	46.2	36.5	0.1	17.2	105.4	-0.3
GEW-041R	11/04/15	42.8	49.4	0.1	7.7	78.4	0.7
GEW-041R	11/04/15	51.0	44.3	0.0	4.7	78.4	0.7
GEW-041R	11/10/15	50.2	37.6	0.0	12.2	108.7	-2.8
GEW-041R	11/10/15	50.0	37.8	0.0	12.2	108.7	-2.7
GEW-041R	11/17/15	48.7	37.4	0.0	13.9	106.8	-2.2
GEW-041R	11/17/15	49.0	37.7	0.0	13.3	103.4	-0.7
GEW-041R	11/23/15	43.2	37.8	0.0	19.0	85.0	-1.6
GEW-041R	11/23/15	44.1	37.8	0.0	18.1	85.0	-1.4
GEW-041R	11/30/15	52.4	39.4	0.0	8.2	80.0	-0.6
GEW-041R	11/30/15	56.3	39.9	0.0	6.8	80.0	-0.5
GEW-041R	12/07/15	58.0	41.9	0.0	0.1	71.0	-0.1
GEW-041R	12/14/15	56.0	43.9	0.0	0.1	90.0	-0.1
GEW-041R	12/21/15	56.6	43.3	0.0	0.1	88.0	-0.1
GEW-041R	12/29/15	58.2	41.3	0.0	0.5	95.2	-0.5
GEW-041R	01/06/16	57.9	35.7	0.0	6.4	99.9	0.2
GEW-041R	01/06/16	58.7	39.6	0.0	1.7	102.1	0.1
GEW-041R	01/14/16	57.7	40.7	0.0	1.6	103.2	0.0
GEW-041R	01/14/16	58.3	39.8	0.0	1.9	103.0	0.0
GEW-041R	01/20/16	53.5	41.2	0.0	5.3	44.9	0.7
GEW-041R	01/20/16	52.1	42.7	0.0	5.2	47.0	0.7
GEW-041R	01/28/16	58.8	40.4	0.1	0.7	102.6	-0.1
GEW-041R	02/04/16	57.8	36.2	0.0	6.0	103.0	-0.7
GEW-041R	02/09/16	53.9	43.0	0.0	3.1	26.6	0.3
GEW-041R	02/09/16	54.5	42.0	0.0	3.5	26.7	0.4
GEW-041R	02/15/16	53.9	37.5	0.3	8.3	103.2	-0.2

# GEW-041R Wellhead Temperatures



GEW ID#	Reading Date	CH4 (% Vol.)	CO2 (% Vol.)	Oxygen (% Vol.)	Balance (% Vol.)	Wellhead Temp. (°F)	Initial Static Pressure (In W.C.)
GEW-043R	10/19/15	56.0	41.4	0.0	2.6	128.0	0.4
GEW-043R	10/19/15	55.6	42.0	0.0	2.4	130.5	-0.2
GEW-043R	10/27/15	53.8	41.3	0.0	4.9	129.0	-0.6
GEW-043R	11/04/15	55.8	40.3	0.0	3.9	129.3	-0.8
GEW-043R	11/10/15	54.6	42.7	0.0	2.7	104.3	1.2
GEW-043R	11/11/15	55.5	41.8	0.0	2.7	103.2	-1.3
GEW-043R	11/17/15	55.9	41.3	0.0	2.8	131.4	0.6
GEW-043R	11/17/15	55.3	42.1	0.0	2.6	138.3	-0.2
GEW-043R	11/23/15	53.0	43.7	0.0	3.3	122.0	-4.0
GEW-043R	11/30/15	53.5	43.5	0.0	3.0	125.0	-3.3
GEW-043R	11/30/15	54.0	43.2	0.0	2.8	125.0	-2.2
GEW-043R	12/07/15	55.9	44.0	0.0	0.1	124.0	-1.4
GEW-043R	12/14/15	55.0	44.9	0.0	0.1	120.0	-2.0
GEW-043R	12/21/15	55.2	44.7	0.0	0.1	127.0	-1.7
GEW-043R	12/29/15	55.4	42.6	0.0	2.0	126.1	-2.8
GEW-043R	12/29/15	55.7	42.8	0.0	1.5	119.1	-1.6
GEW-043R	01/06/16	56.4	41.3	0.0	2.3	126.3	-0.9
GEW-043R	01/14/16	56.2	41.9	0.0	1.9	126.5	-0.4
GEW-043R	01/14/16	56.4	42.0	0.0	1.6	128.1	-0.3
GEW-043R	01/20/16	55.5	41.3	0.0	3.2	128.7	0.3
GEW-043R	01/20/16	56.1	41.9	0.0	2.0	129.3	0.1
GEW-043R	01/28/16	58.1	37.6	0.0	4.3	130.8	-0.4
GEW-043R	01/28/16	56.7	41.2	0.0	2.1	129.9	-0.1
GEW-043R	02/04/16	53.3	44.9	0.0	1.8	122.3	-1.4
GEW-043R	02/09/16	56.6	40.4	0.0	3.0	129.9	0.0
GEW-043R	02/15/16	56.1	42.0	0.0	1.9	132.7	0.0
GEW-043R	02/15/16	55.9	42.7	0.0	1.4	133.3	-0.1

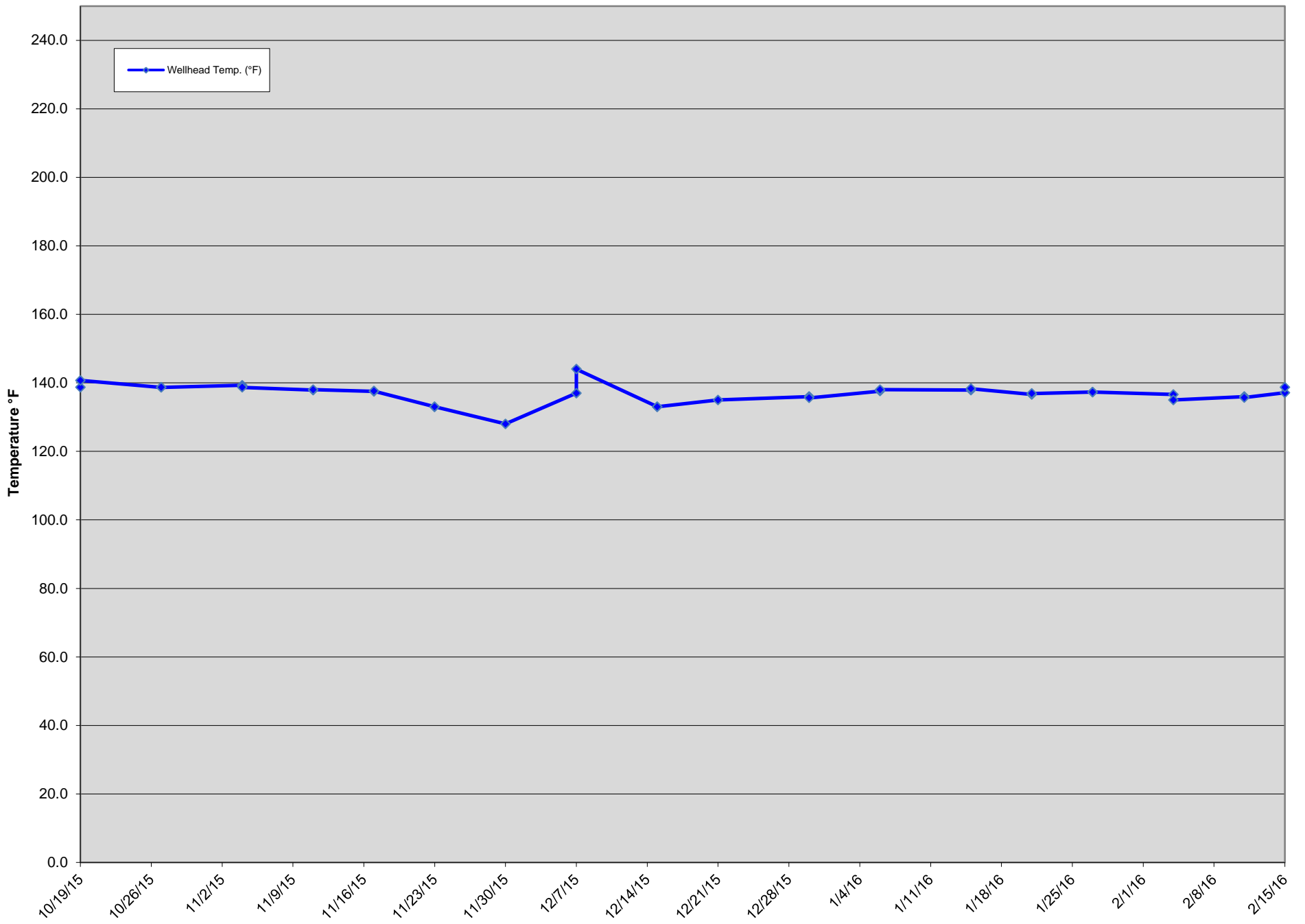
# GEW-043R Wellhead Temperatures





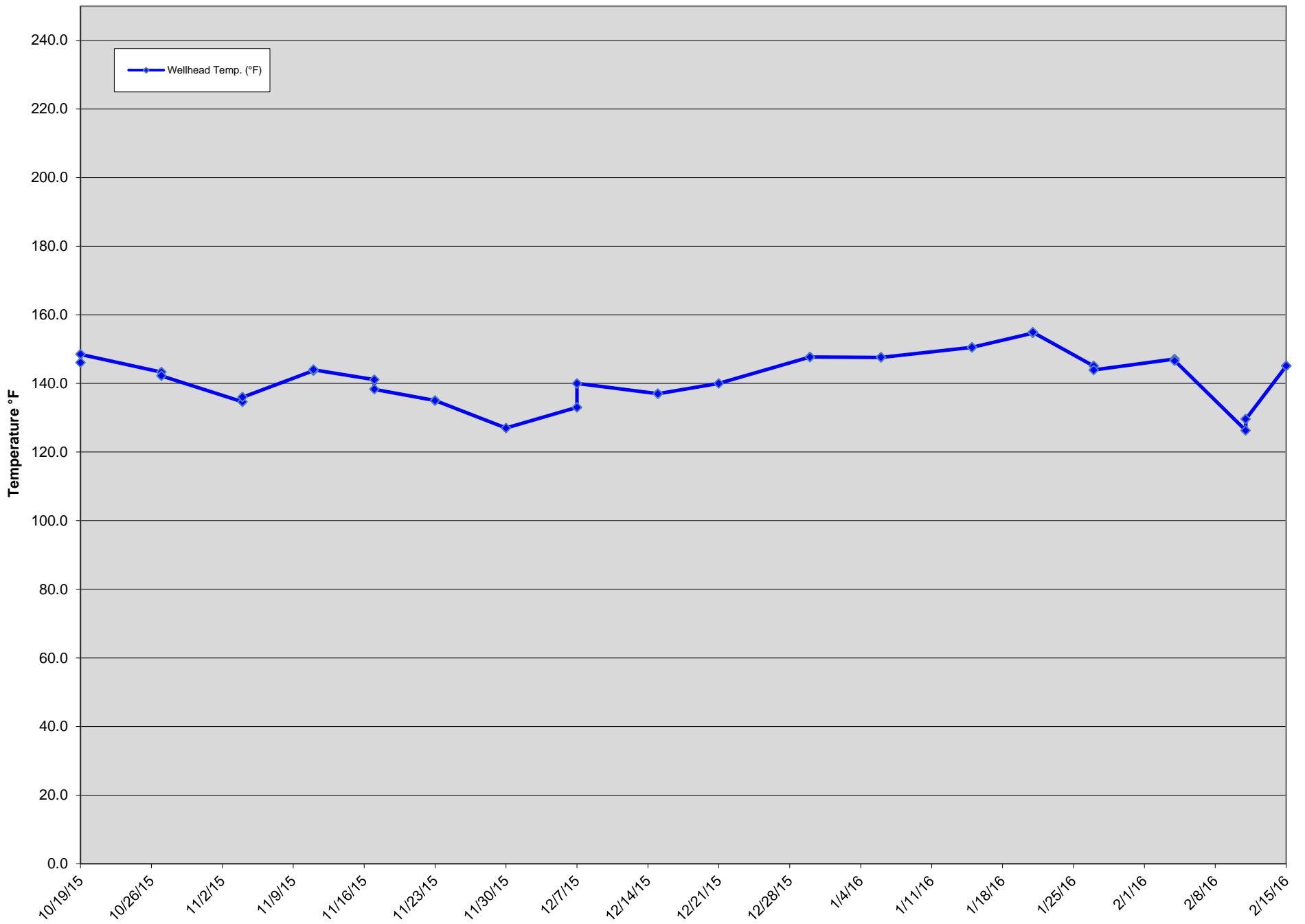
GEW ID#	Reading Date	CH4 (% Vol.)	CO2 (% Vol.)	Oxygen (% Vol.)	Balance (% Vol.)	Wellhead Temp. (°F)	Initial Static Pressure (In W.C.)
GEW-053	10/19/15	50.9	42.9	0.0	6.2	138.7	0.3
GEW-053	10/19/15	51.1	42.9	0.0	6.0	140.7	-0.1
GEW-053	10/27/15	51.5	41.7	0.0	6.8	138.7	-0.3
GEW-053	10/27/15	51.3	43.1	0.0	5.6	138.7	-0.3
GEW-053	11/04/15	51.7	39.8	0.0	8.5	139.3	-0.2
GEW-053	11/04/15	50.6	41.2	0.0	8.2	138.7	-0.2
GEW-053	11/11/15	50.7	41.6	0.0	7.7	137.9	-0.8
GEW-053	11/11/15	51.0	40.9	0.0	8.1	138.0	-0.8
GEW-053	11/17/15	54.2	36.4	0.1	9.3	137.5	-0.2
GEW-053	11/17/15	51.5	41.0	0.0	7.5	137.6	-0.2
GEW-053	11/23/15	50.6	43.4	0.0	6.0	133.0	-2.0
GEW-053	11/23/15	50.7	42.9	0.0	6.4	133.0	-1.8
GEW-053	11/30/15	49.3	44.1	0.0	6.6	128.0	-0.3
GEW-053	12/07/15	55.4	42.6	0.0	2.0	137.0	0.5
GEW-053	12/07/15	50.5	45.3	0.0	4.2	144.0	0.1
GEW-053	12/15/15	53.1	43.2	0.0	3.7	133.0	-1.2
GEW-053	12/15/15	50.8	45.0	0.0	4.2	133.0	-1.3
GEW-053	12/21/15	49.8	43.8	0.0	6.4	135.0	-0.8
GEW-053	12/30/15	51.3	41.4	0.0	7.3	136.0	-0.2
GEW-053	12/30/15	50.3	43.1	0.0	6.6	135.6	-0.2
GEW-053	01/06/16	50.1	40.0	0.0	9.9	137.6	-0.3
GEW-053	01/06/16	50.7	40.9	0.0	8.4	138.0	-0.3
GEW-053	01/15/16	54.1	40.1	0.0	5.8	137.9	-0.8
GEW-053	01/15/16	53.5	42.0	0.0	4.5	138.3	-0.8
GEW-053	01/21/16	51.7	40.7	0.0	7.6	136.6	0.0
GEW-053	01/21/16	51.5	41.3	0.0	7.2	136.9	0.0
GEW-053	01/27/16	51.4	40.8	0.0	7.8	137.3	-0.7
GEW-053	01/27/16	51.0	38.0	0.0	11.0	137.3	-0.7
GEW-053	02/04/16	51.9	40.7	0.0	7.4	136.6	-1.1
GEW-053	02/04/16	51.7	40.8	0.0	7.5	135.0	-0.8
GEW-053	02/11/16	53.1	40.4	0.0	6.5	136.0	-0.2
GEW-053	02/11/16	53.0	39.7	0.0	7.3	135.7	-0.2
GEW-053	02/15/16	49.6	44.0	0.0	6.4	137.1	0.3
GEW-053	02/15/16	49.8	43.1	0.0	7.1	138.7	0.1

# GEW-053 Wellhead Temperatures



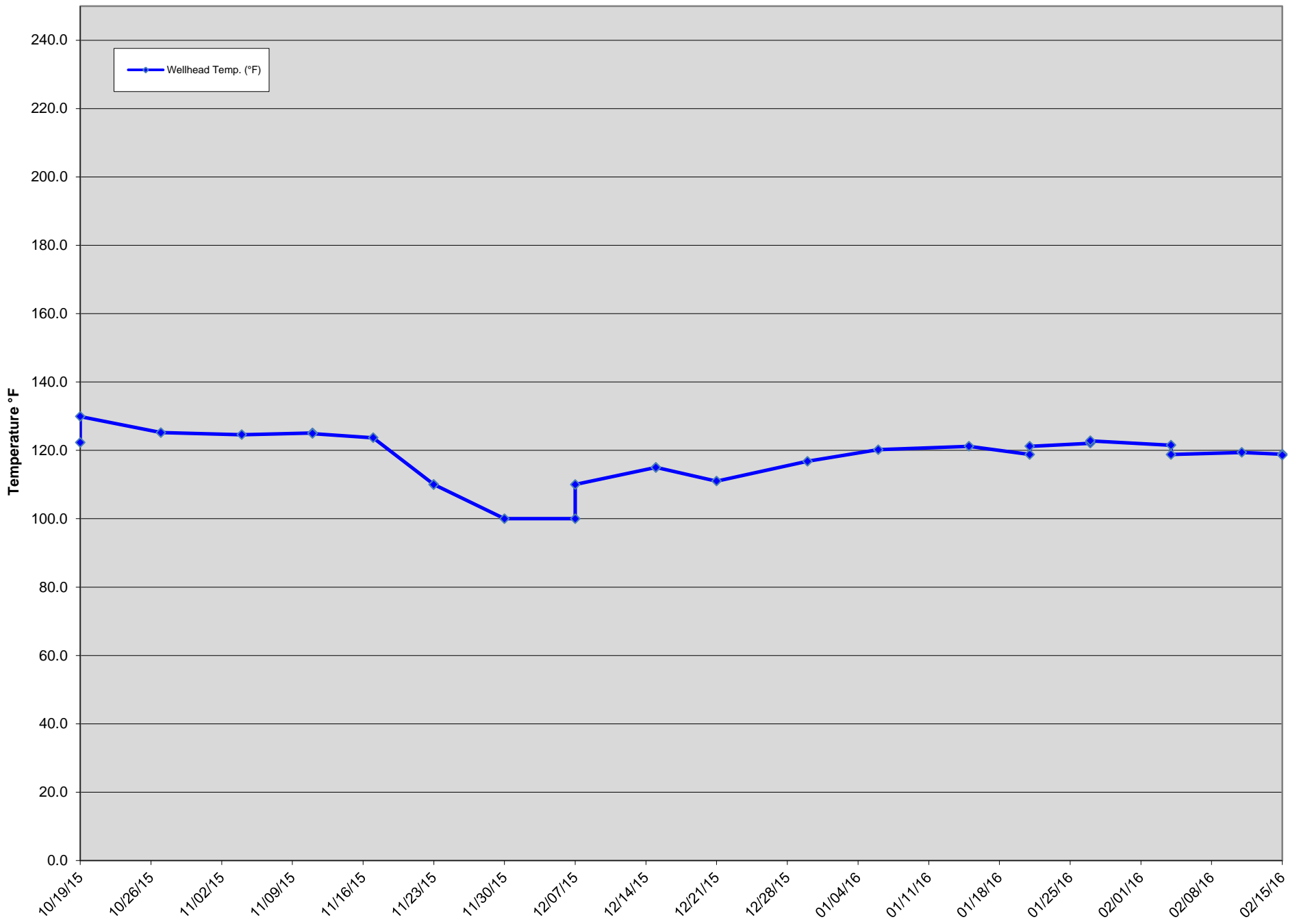
GEW ID#	Reading Date	CH4 (% Vol.)	CO2 (% Vol.)	Oxygen (% Vol.)	Balance (% Vol.)	Wellhead Temp. (°F)	Initial Static Pressure (In W.C.)
GEW-054	10/19/15	53.6	41.9	0.0	4.5	146.1	0.9
GEW-054	10/19/15	52.1	42.5	0.0	5.4	148.5	-0.1
GEW-054	10/27/15	50.1	42.0	0.0	7.9	143.3	-2.7
GEW-054	10/27/15	51.5	41.3	0.0	7.2	142.2	-0.5
GEW-054	11/04/15	53.8	40.9	0.0	5.3	134.6	1.5
GEW-054	11/04/15	53.3	41.9	0.0	4.8	136.0	1.5
GEW-054	11/11/15	51.7	42.6	0.0	5.7	143.7	-4.1
GEW-054	11/11/15	52.3	41.8	0.0	5.9	144.0	-4.1
GEW-054	11/17/15	56.6	37.3	0.2	5.9	141.1	-4.4
GEW-054	11/17/15	53.5	41.1	0.0	5.4	138.3	-1.3
GEW-054	11/23/15	54.4	43.2	0.0	2.4	135.0	-2.9
GEW-054	11/23/15	53.8	43.9	0.0	2.3	135.0	-2.3
GEW-054	11/30/15	54.1	44.0	0.0	1.9	127.0	-1.0
GEW-054	12/07/15	52.2	45.9	0.0	1.9	133.0	0.7
GEW-054	12/07/15	52.1	46.0	0.0	1.9	140.0	0.0
GEW-054	12/15/15	52.8	45.2	0.0	2.0	137.0	-1.2
GEW-054	12/15/15	52.4	45.8	0.0	1.8	137.0	-1.2
GEW-054	12/21/15	51.0	46.1	0.0	2.9	140.0	-0.6
GEW-054	12/30/15	54.1	38.3	0.0	7.6	147.7	0.0
GEW-054	12/30/15	52.3	41.8	0.0	5.9	147.7	-0.2
GEW-054	01/06/16	52.5	39.3	0.0	8.2	147.6	-1.0
GEW-054	01/06/16	52.7	40.8	0.0	6.5	147.6	-1.0
GEW-054	01/15/16	53.0	41.4	0.0	5.6	150.5	-1.2
GEW-054	01/15/16	53.3	43.4	0.0	3.3	150.5	-1.1
GEW-054	01/21/16	52.8	36.9	0.0	10.3	154.7	-0.6
GEW-054	01/21/16	51.5	43.4	0.0	5.1	154.9	-0.8
GEW-054	01/27/16	52.9	41.7	0.0	5.4	145.1	-2.7
GEW-054	01/27/16	54.5	40.6	0.2	4.7	143.9	-1.3
GEW-054	02/04/16	53.9	41.0	0.0	5.1	147.1	-1.3
GEW-054	02/04/16	54.0	41.5	0.0	4.5	146.6	-0.9
GEW-054	02/11/16	55.3	36.5	0.0	8.2	126.3	1.5
GEW-054	02/11/16	54.8	38.4	0.0	6.8	129.6	1.3
GEW-054	02/15/16	52.6	43.1	0.0	4.3	145.1	0.0
GEW-054	02/15/16	52.3	43.4	0.0	4.3	145.1	-0.1

# GEW-054 Wellhead Temperatures



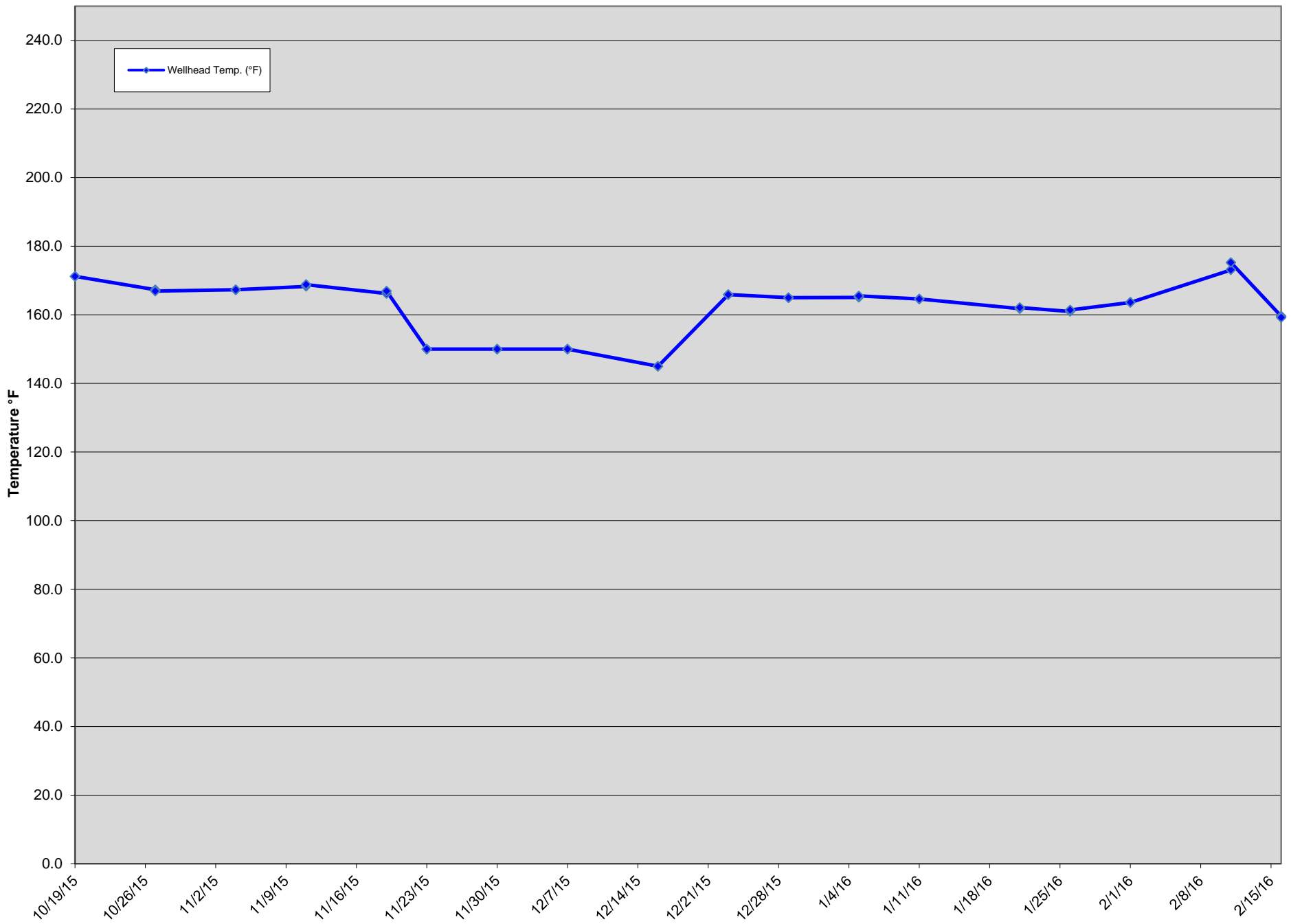
GEW ID#	Reading Date	CH4 (% Vol.)	CO2 (% Vol.)	Oxygen (% Vol.)	Balance (% Vol.)	Wellhead Temp. (°F)	Initial Static Pressure (In W.C.)
GEW-055	10/19/15	53.5	42.5	0.0	4.0	122.3	0.4
GEW-055	10/19/15	53.1	43.4	0.0	3.5	129.9	-0.2
GEW-055	10/27/15	53.1	42.1	0.0	4.8	125.2	-0.6
GEW-055	11/04/15	53.6	42.1	0.0	4.3	124.6	-0.4
GEW-055	11/11/15	52.5	42.4	0.0	5.1	125.1	-0.9
GEW-055	11/11/15	52.9	41.7	0.0	5.4	124.9	-0.9
GEW-055	11/17/15	53.0	40.3	0.0	6.7	123.7	-0.5
GEW-055	11/23/15	53.4	43.8	0.0	2.8	110.0	-1.5
GEW-055	11/23/15	53.2	43.7	0.0	3.1	110.0	-1.2
GEW-055	11/30/15	54.4	44.6	0.0	1.0	100.0	-0.1
GEW-055	12/07/15	54.3	44.7	0.0	1.0	100.0	0.3
GEW-055	12/07/15	54.5	44.7	0.0	0.8	110.0	-0.1
GEW-055	12/15/15	53.6	45.2	0.0	1.2	115.0	-1.7
GEW-055	12/15/15	54.8	44.4	0.0	0.8	115.0	-1.1
GEW-055	12/21/15	53.2	45.0	0.0	1.8	111.0	-0.3
GEW-055	12/30/15	52.5	42.3	0.0	5.2	116.8	0.0
GEW-055	01/06/16	51.1	41.8	0.0	7.1	120.2	-0.1
GEW-055	01/15/16	55.4	42.7	0.0	1.9	121.2	-0.4
GEW-055	01/21/16	53.4	42.4	0.0	4.2	118.8	0.2
GEW-055	01/21/16	53.7	42.1	0.0	4.2	121.2	0.0
GEW-055	01/27/16	54.6	42.1	0.0	3.3	122.1	-0.7
GEW-055	01/27/16	55.0	41.8	0.0	3.2	122.8	-0.7
GEW-055	02/04/16	55.8	39.3	0.1	4.8	121.5	-1.0
GEW-055	02/04/16	55.0	41.1	0.0	3.9	118.8	-0.7
GEW-055	02/11/16	52.7	40.9	0.0	6.4	119.4	-0.1
GEW-055	02/15/16	52.9	43.8	0.0	3.3	118.9	0.2
GEW-055	02/15/16	53.6	40.8	0.0	5.6	118.6	0.1

# GEW-055 Wellhead Temperatures



GEW ID#	Reading Date	CH4 (% Vol.)	CO2 (% Vol.)	Oxygen (% Vol.)	Balance (% Vol.)	Wellhead Temp. (°F)	Initial Static Pressure (In W.C.)
GEW-056R	10/19/15	14.3	41.8	0.2	43.7	171.2	-1.3
GEW-056R	10/19/15	13.9	45.6	0.2	40.3	171.2	-1.4
GEW-056R	10/27/15	13.2	45.6	0.3	40.9	167.3	-2.6
GEW-056R	10/27/15	13.1	43.3	0.1	43.5	166.9	-2.6
GEW-056R	11/04/15	12.6	39.4	0.4	47.6	167.3	-1.6
GEW-056R	11/04/15	12.3	45.1	0.2	42.4	167.3	-1.5
GEW-056R	11/11/15	16.1	43.5	0.0	40.4	168.3	-2.6
GEW-056R	11/11/15	15.6	42.9	0.0	41.5	168.8	-2.6
GEW-056R	11/19/15	10.0	40.1	0.2	49.7	166.2	-2.8
GEW-056R	11/19/15	9.9	40.9	0.1	49.1	166.9	-2.8
GEW-056R	11/23/15	7.5	41.6	0.2	50.7	150.0	-2.9
GEW-056R	11/23/15	7.5	41.0	0.2	51.3	150.0	-3.1
GEW-056R	11/30/15	8.7	43.1	0.3	47.9	150.0	-2.8
GEW-056R	11/30/15	8.6	42.7	0.2	48.5	150.0	-2.8
GEW-056R	12/07/15	7.9	50.3	0.0	41.8	150.0	-1.1
GEW-056R	12/07/15	8.0	49.2	0.1	42.7	150.0	-1.1
GEW-056R	12/16/15	2.6	61.1	0.0	36.3	145.0	-0.1
GEW-056R	12/16/15	2.2	61.6	0.0	36.2	145.0	-0.1
GEW-056R	12/23/15	11.5	39.3	0.1	49.1	165.9	-3.7
GEW-056R	12/23/15	11.6	38.2	0.1	50.1	165.9	-3.7
GEW-056R	12/29/15	9.4	41.4	0.0	49.2	165.0	-6.0
GEW-056R	12/29/15	9.6	38.4	0.0	52.0	165.0	-6.2
GEW-056R	01/05/16	11.0	34.7	0.3	54.0	165.1	-6.0
GEW-056R	01/05/16	11.1	36.6	0.3	52.0	165.5	-6.1
GEW-056R	01/11/16	12.8	33.9	0.5	52.8	164.6	-6.8
GEW-056R	01/11/16	12.6	36.0	0.5	50.9	164.6	-6.8
GEW-056R	01/21/16	14.1	47.2	0.0	38.7	161.8	-6.7
GEW-056R	01/21/16	16.4	43.3	0.0	40.3	162.1	-6.8
GEW-056R	01/26/16	17.3	39.7	0.0	43.0	161.0	-5.1
GEW-056R	01/26/16	17.7	40.3	0.1	41.9	161.4	-5.2
GEW-056R	02/01/16	13.9	44.4	0.1	41.6	163.6	-3.7
GEW-056R	02/01/16	16.5	42.5	0.0	41.0	163.6	-3.7
GEW-056R	02/11/16	2.0	48.9	0.3	48.8	173.1	-9.9
GEW-056R	02/11/16	1.3	52.3	0.1	46.3	175.2	-10.2
GEW-056R	02/16/16	20.8	41.1	0.3	37.8	159.6	-10.0
GEW-056R	02/16/16	22.3	38.9	0.3	38.5	159.2	-9.3

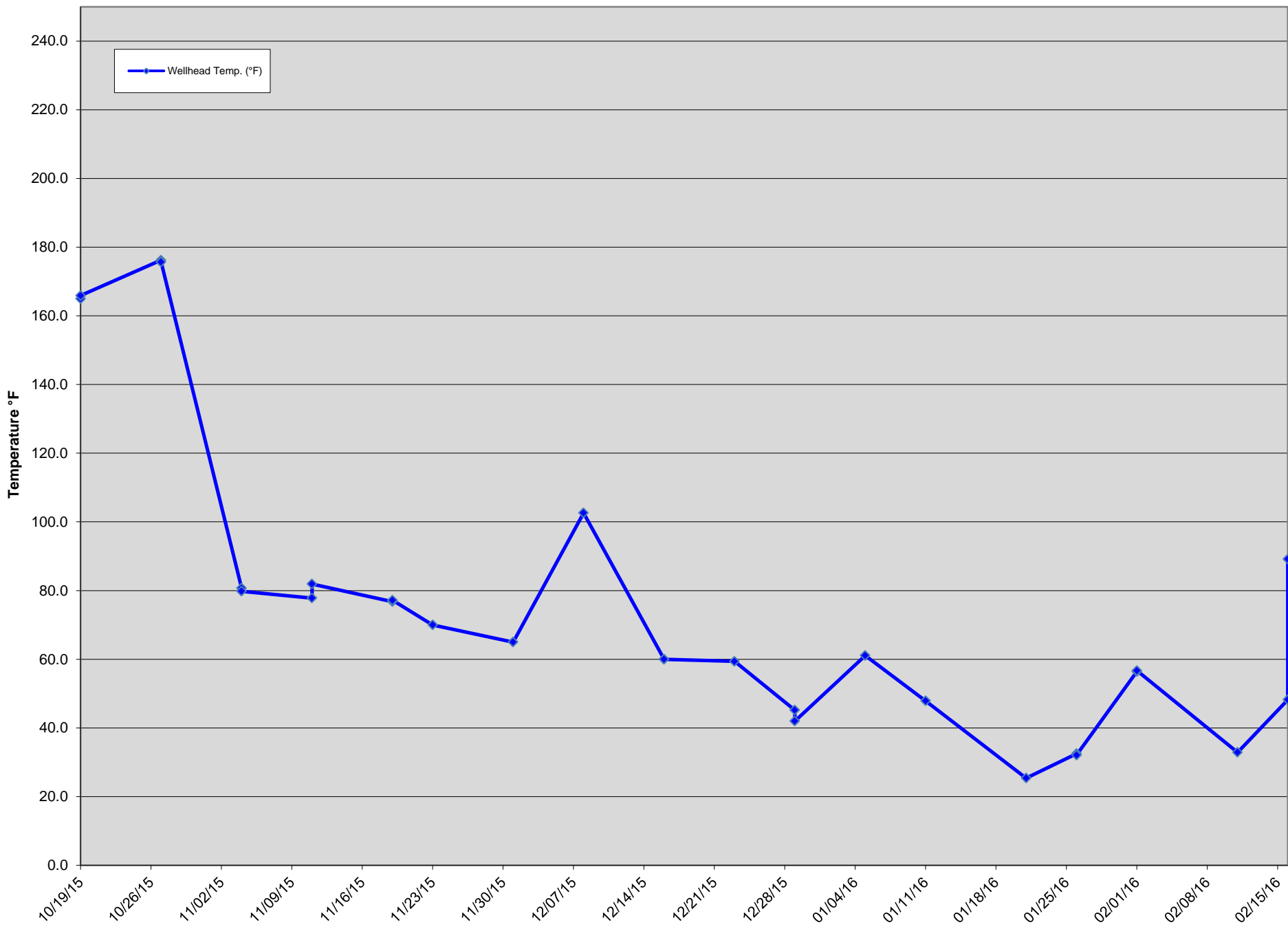
# GEW-056R Wellhead Temperatures





GEW ID#	Reading Date	CH4 (% Vol.)	CO2 (% Vol.)	Oxygen (% Vol.)	Balance (% Vol.)	Wellhead Temp. (°F)	Initial Static Pressure (In W.C.)
GEW-109	10/19/15	7.4	47.2	0.6	44.8	165.0	-23.4
GEW-109	10/19/15	8.3	50.5	0.6	40.6	165.9	-23.9
GEW-109	10/27/15	7.4	50.0	0.0	42.6	176.2	-19.9
GEW-109	10/27/15	5.7	52.9	0.1	41.3	175.7	-19.6
GEW-109	11/04/15	2.1	53.8	0.0	44.1	80.7	-7.6
GEW-109	11/04/15	2.2	55.2	0.0	42.6	79.8	-5.8
GEW-109	11/11/15	4.0	60.5	0.0	35.5	77.8	-2.0
GEW-109	11/11/15	6.6	59.0	0.0	34.4	81.9	-8.5
GEW-109	11/19/15	6.1	51.4	0.0	42.5	76.8	-12.9
GEW-109	11/19/15	6.1	52.1	0.0	41.8	77.2	-13.1
GEW-109	11/23/15	4.8	46.7	2.7	45.8	70.0	-10.7
GEW-109	12/01/15	5.6	54.6	0.0	39.8	65.0	-12.5
GEW-109	12/08/15	7.9	46.5	0.2	45.4	102.6	-13.7
GEW-109	12/16/15	5.1	57.2	0.5	37.2	60.0	-3.3
GEW-109	12/16/15	5.3	60.5	0.0	34.2	60.0	-3.3
GEW-109	12/23/15	6.2	46.4	0.3	47.1	59.4	-10.2
GEW-109	12/29/15	7.0	47.4	0.0	45.6	45.2	-12.3
GEW-109	12/29/15	6.8	47.8	0.0	45.4	42.0	-7.8
GEW-109	01/05/16	8.0	51.7	0.0	40.3	61.1	-2.6
GEW-109	01/11/16	6.0	41.7	4.2	48.1	47.9	-2.8
GEW-109	01/21/16	9.3	49.3	0.3	41.1	25.4	-0.6
GEW-109	01/26/16	2.8	36.1	8.8	52.3	32.5	-18.2
GEW-109	01/26/16	2.2	20.7	12.5	64.6	32.1	-20.2
GEW-109	02/01/16	3.5	46.1	6.2	44.2	56.4	-22.2
GEW-109	02/01/16	4.4	45.6	6.0	44.0	56.7	-22.4
GEW-109	02/11/16	6.3	51.3	1.7	40.7	32.9	-0.7
GEW-109	02/16/16	3.9	61.6	0.0	34.5	48.2	41.6
GEW-109	02/16/16	4.0	56.8	0.1	39.1	89.2	24.5

# GEW-109 Wellhead Temperatures



GEW ID#	Reading Date	CH4 (% Vol.)	CO2 (% Vol.)	Oxygen (% Vol.)	Balance (% Vol.)	Wellhead Temp. (°F)	Initial Static Pressure (In W.C.)
GEW-110	10/19/15	14.8	30.6	8.1	46.5	120.2	-0.2
GEW-110	10/19/15	11.0	26.5	8.2	54.3	120.2	-0.2
GEW-110	10/27/15	1.6	13.7	15.4	69.3	116.0	-0.2
GEW-110	10/27/15	1.9	13.3	15.3	69.5	116.8	-0.2
GEW-110	11/04/15	2.6	42.4	10.9	44.1	126.6	-0.1
GEW-110	11/04/15	3.2	26.2	12.8	57.8	126.6	0.0
GEW-110	11/11/15	10.4	50.1	2.0	37.5	128.0	-2.0
GEW-110	11/11/15	8.3	42.5	4.4	44.8	133.0	-1.4
GEW-110	11/19/15	1.2	14.6	16.2	68.0	107.4	-0.7
GEW-110	11/19/15	1.1	13.6	16.4	68.9	107.0	-0.6
GEW-110	11/23/15	0.2	5.8	19.0	75.0	70.0	-0.6
GEW-110	11/23/15	0.3	5.9	19.0	74.8	70.0	-0.6
GEW-110	11/30/15	2.8	15.6	15.0	66.6	80.0	-0.7
GEW-110	11/30/15	3.1	15.3	15.6	66.0	80.0	-0.7
GEW-110	12/07/15	5.5	28.4	10.7	55.4	90.0	-0.5
GEW-110	12/07/15	5.4	28.3	10.6	55.7	90.0	-0.5
GEW-110	12/16/15	6.1	36.8	8.5	48.6	90.0	-0.2
GEW-110	12/16/15	6.1	34.9	8.8	50.2	90.0	-0.3
GEW-110	12/23/15	4.5	24.1	10.9	60.5	95.6	-0.6
GEW-110	12/23/15	4.7	26.0	10.7	58.6	95.5	-0.4
GEW-110	12/29/15	2.4	17.5	18.0	62.1	62.5	-0.7
GEW-110	12/29/15	1.6	14.9	18.4	65.1	62.4	-0.3
GEW-110	01/05/16	4.3	27.0	10.8	57.9	79.5	-0.2
GEW-110	01/05/16	4.6	29.6	11.0	54.8	79.1	-0.3
GEW-110	01/11/16	10.7	23.9	12.7	52.7	51.8	-0.3
GEW-110	01/11/16	6.4	22.8	12.5	58.3	51.5	-0.2
GEW-110	01/21/16	5.9	29.4	14.0	50.4	97.1	-0.1
GEW-110	01/21/16	5.3	25.3	14.5	54.9	98.0	-0.1
GEW-110	01/26/16	4.0	24.7	12.1	59.2	87.8	-0.1
GEW-110	01/26/16	4.2	24.3	12.4	59.1	88.4	-0.1
GEW-110	02/01/16	7.4	18.6	14.7	59.3	61.6	-0.2
GEW-110	02/01/16	6.4	16.2	14.9	62.5	61.4	-0.2
GEW-110	02/11/16	21.5	32.1	9.8	36.6	59.1	-0.2
GEW-110	02/11/16	14.6	29.6	9.4	46.4	57.6	-0.1
GEW-110	02/16/16	10.0	33.6	9.8	46.6	50.2	-0.1
GEW-110	02/16/16	6.8	31.8	10.8	50.6	50.3	-0.1

# GEW-110 Wellhead Temperatures

