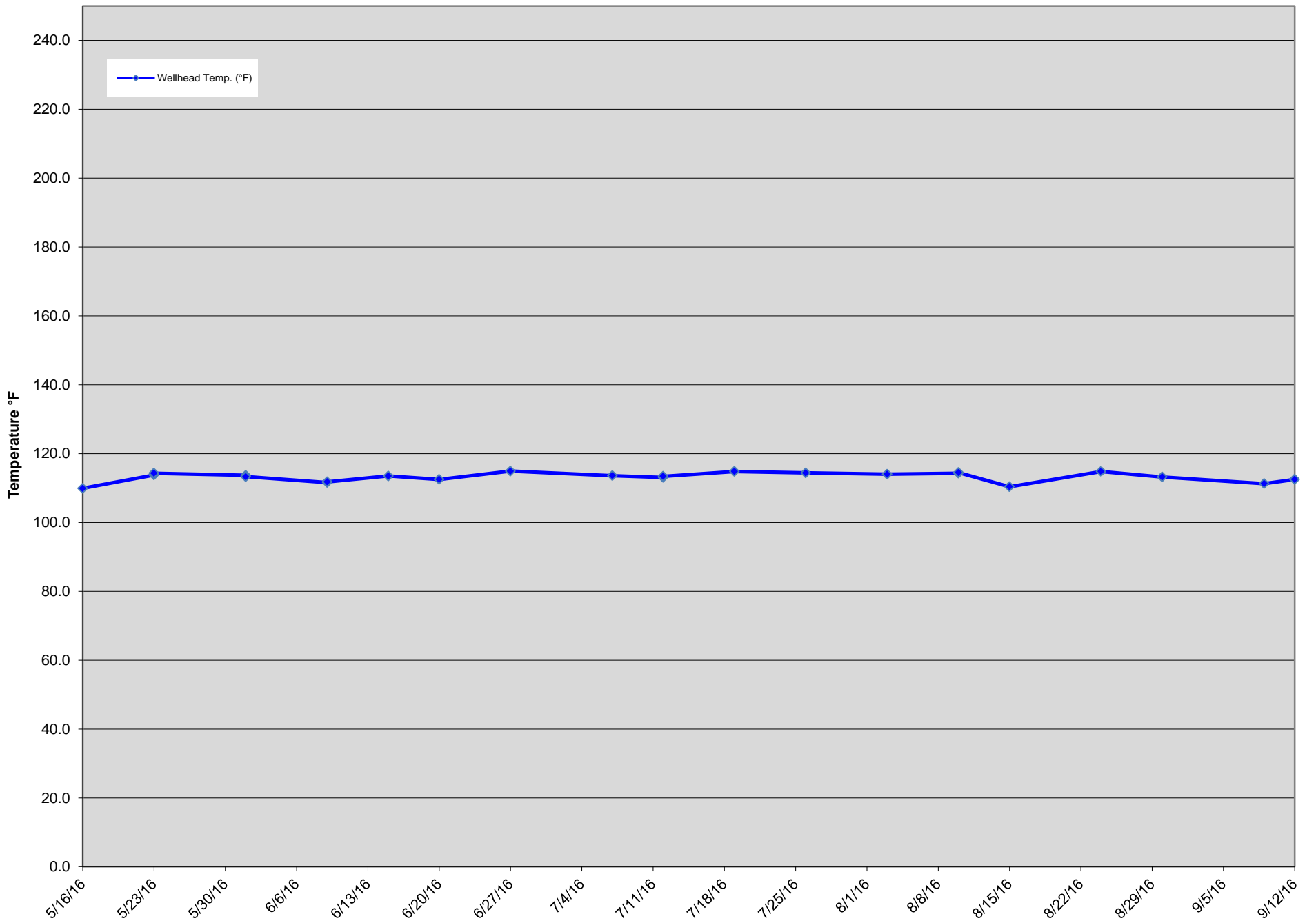


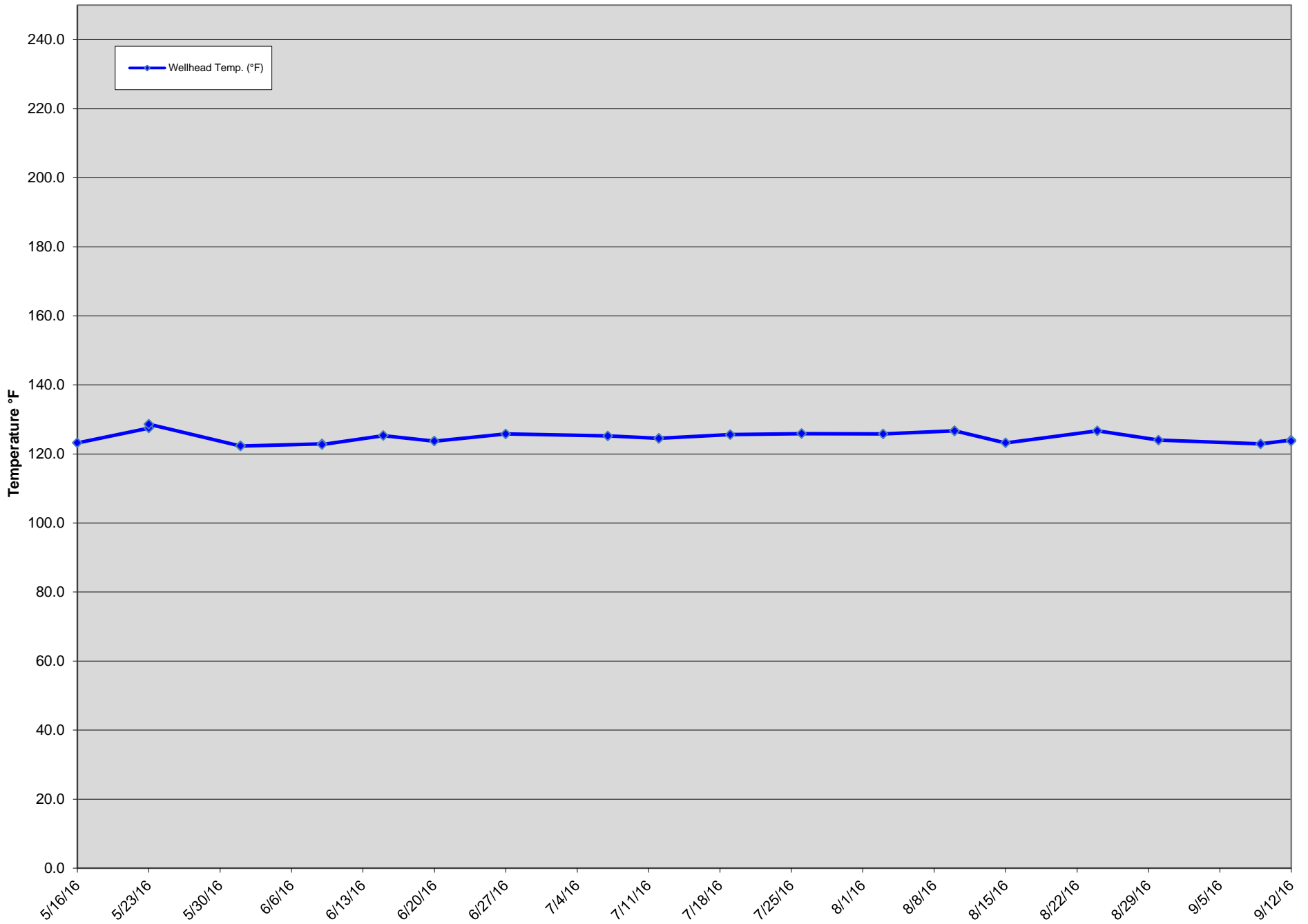
| GEW ID# | Reading Date | CH4 (% Vol.) | CO2 (% Vol.) | Oxygen (% Vol.) | Balance (% Vol.) | Wellhead Temp. (°F) | Initial Static Pressure (In W.C.) |
|---------|--------------|--------------|--------------|-----------------|------------------|---------------------|-----------------------------------|
| GEW-008 | 05/16/16 | 50.7 | 43.5 | 0.0 | 5.8 | 109.9 | -0.3 |
| GEW-008 | 05/23/16 | 50.6 | 43.8 | 0.0 | 5.6 | 113.8 | 0.1 |
| GEW-008 | 05/23/16 | 48.6 | 45.7 | 0.0 | 5.7 | 114.3 | -0.1 |
| GEW-008 | 06/01/16 | 50.1 | 43.9 | 0.0 | 6.0 | 113.7 | -1.5 |
| GEW-008 | 06/01/16 | 49.5 | 45.7 | 0.0 | 4.8 | 113.3 | -0.9 |
| GEW-008 | 06/09/16 | 50.7 | 46.1 | 0.0 | 3.2 | 111.6 | -0.3 |
| GEW-008 | 06/09/16 | 50.6 | 46.8 | 0.0 | 2.6 | 111.8 | -0.3 |
| GEW-008 | 06/15/16 | 50.1 | 44.4 | 0.0 | 5.5 | 113.5 | -0.4 |
| GEW-008 | 06/20/16 | 50.3 | 45.7 | 0.1 | 3.9 | 112.5 | -0.4 |
| GEW-008 | 06/27/16 | 50.7 | 44.4 | 0.3 | 4.6 | 114.9 | -0.3 |
| GEW-008 | 07/07/16 | 50.2 | 45.9 | 0.0 | 3.9 | 113.6 | -0.3 |
| GEW-008 | 07/12/16 | 50.3 | 46.0 | 0.2 | 3.5 | 113.1 | -0.6 |
| GEW-008 | 07/12/16 | 50.6 | 46.1 | 0.2 | 3.1 | 113.4 | -0.6 |
| GEW-008 | 07/19/16 | 51.0 | 45.0 | 0.1 | 3.9 | 114.8 | -0.2 |
| GEW-008 | 07/26/16 | 50.7 | 43.4 | 0.1 | 5.8 | 114.4 | -0.3 |
| GEW-008 | 08/03/16 | 51.8 | 43.5 | 0.3 | 4.4 | 114.0 | -0.3 |
| GEW-008 | 08/10/16 | 50.4 | 44.9 | 0.2 | 4.5 | 114.3 | -0.2 |
| GEW-008 | 08/10/16 | 50.6 | 45.3 | 0.2 | 3.9 | 114.5 | -0.2 |
| GEW-008 | 08/15/16 | 51.0 | 42.6 | 0.1 | 6.3 | 110.4 | -0.3 |
| GEW-008 | 08/24/16 | 52.0 | 43.2 | 0.4 | 4.4 | 114.8 | -0.2 |
| GEW-008 | 08/30/16 | 51.0 | 44.1 | 0.3 | 4.6 | 113.2 | -0.4 |
| GEW-008 | 09/09/16 | 52.1 | 44.0 | 0.0 | 3.9 | 111.3 | -0.5 |
| GEW-008 | 09/12/16 | 50.9 | 44.2 | 0.1 | 4.8 | 112.5 | -0.4 |
| GEW-008 | 09/12/16 | 51.6 | 43.6 | 0.1 | 4.7 | 112.5 | -0.4 |

GEW-008 Wellhead Temperatures



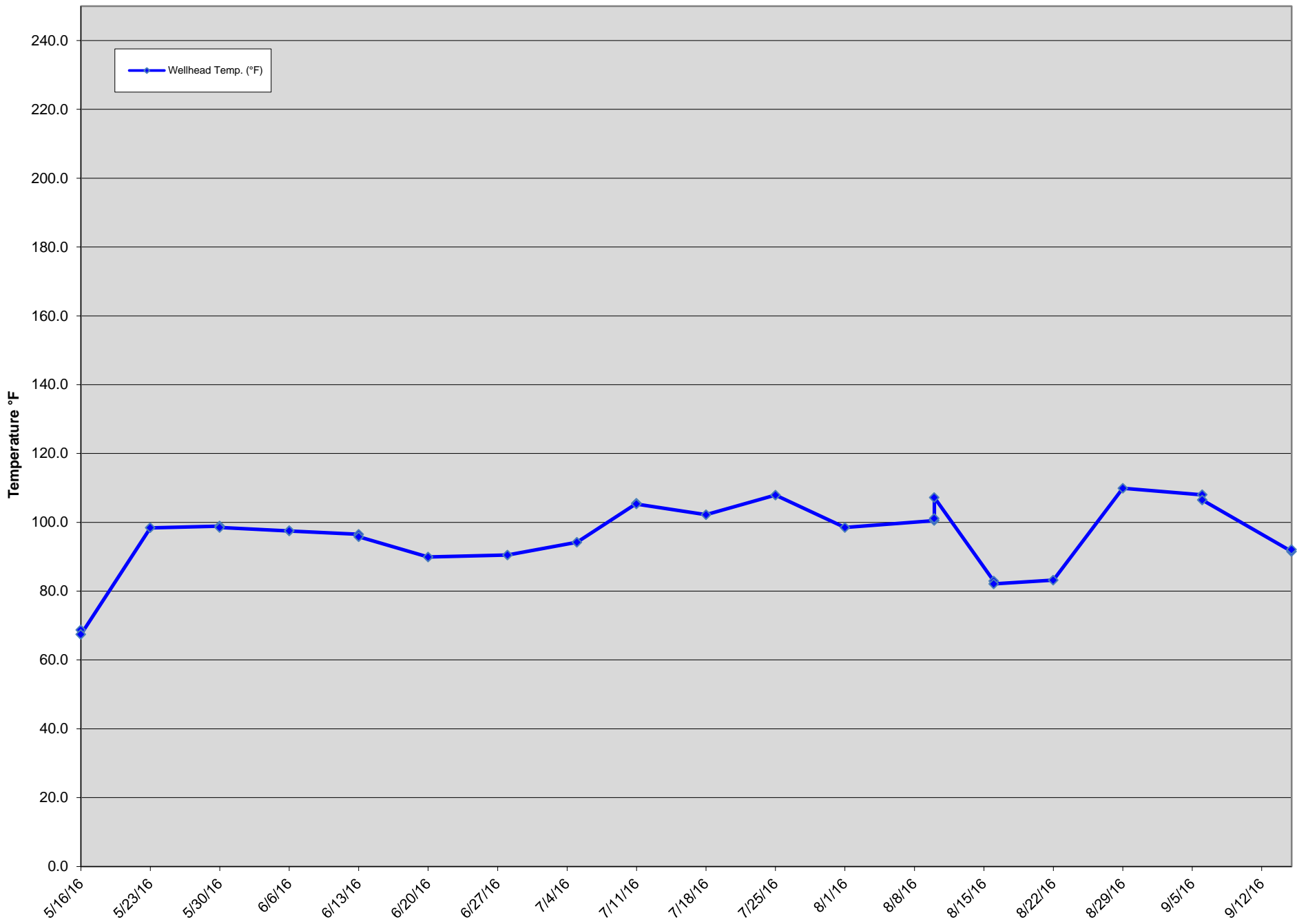
| GEW ID# | Reading Date | CH4 (% Vol.) | CO2 (% Vol.) | Oxygen (% Vol.) | Balance (% Vol.) | Wellhead Temp. (°F) | Initial Static Pressure (In W.C.) |
|---------|--------------|--------------|--------------|-----------------|------------------|---------------------|-----------------------------------|
| GEW-009 | 05/16/16 | 53.8 | 42.8 | 0.0 | 3.4 | 123.2 | -0.1 |
| GEW-009 | 05/23/16 | 53.6 | 41.8 | 0.0 | 4.6 | 127.5 | 0.1 |
| GEW-009 | 05/23/16 | 52.0 | 43.4 | 0.0 | 4.6 | 128.6 | -0.1 |
| GEW-009 | 06/01/16 | 48.8 | 41.8 | 0.0 | 9.4 | 122.3 | -0.4 |
| GEW-009 | 06/01/16 | 49.3 | 41.8 | 0.0 | 8.9 | 122.3 | -0.4 |
| GEW-009 | 06/09/16 | 52.2 | 43.2 | 0.0 | 4.6 | 122.9 | -0.2 |
| GEW-009 | 06/09/16 | 52.6 | 42.5 | 0.0 | 4.9 | 122.7 | -0.2 |
| GEW-009 | 06/15/16 | 52.3 | 42.0 | 0.0 | 5.7 | 125.3 | -0.3 |
| GEW-009 | 06/20/16 | 52.1 | 42.3 | 0.0 | 5.6 | 123.7 | -0.2 |
| GEW-009 | 06/27/16 | 52.2 | 42.1 | 0.3 | 5.4 | 125.8 | -0.2 |
| GEW-009 | 07/07/16 | 52.8 | 42.2 | 0.0 | 5.0 | 125.2 | -0.2 |
| GEW-009 | 07/12/16 | 53.3 | 43.0 | 0.1 | 3.6 | 124.5 | -0.4 |
| GEW-009 | 07/12/16 | 54.0 | 42.4 | 0.1 | 3.5 | 124.5 | -0.4 |
| GEW-009 | 07/19/16 | 54.7 | 41.2 | 0.1 | 4.0 | 125.6 | -0.1 |
| GEW-009 | 07/26/16 | 53.0 | 41.3 | 0.1 | 5.6 | 125.9 | -0.2 |
| GEW-009 | 08/03/16 | 53.4 | 41.6 | 0.3 | 4.7 | 125.8 | -0.2 |
| GEW-009 | 08/10/16 | 52.5 | 42.6 | 0.2 | 4.7 | 126.7 | -0.1 |
| GEW-009 | 08/10/16 | 53.0 | 42.9 | 0.2 | 3.9 | 126.7 | -0.1 |
| GEW-009 | 08/15/16 | 52.8 | 41.6 | 0.1 | 5.5 | 123.2 | -0.2 |
| GEW-009 | 08/24/16 | 52.4 | 41.7 | 0.4 | 5.5 | 126.7 | -0.1 |
| GEW-009 | 08/30/16 | 51.5 | 42.6 | 0.3 | 5.6 | 124.0 | -0.2 |
| GEW-009 | 09/09/16 | 53.2 | 42.6 | 0.0 | 4.2 | 122.9 | -0.2 |
| GEW-009 | 09/12/16 | 51.7 | 42.6 | 0.1 | 5.6 | 124.0 | -0.2 |
| GEW-009 | 09/12/16 | 52.0 | 41.6 | 0.1 | 6.3 | 123.7 | -0.2 |

GEW-009 Wellhead Temperatures



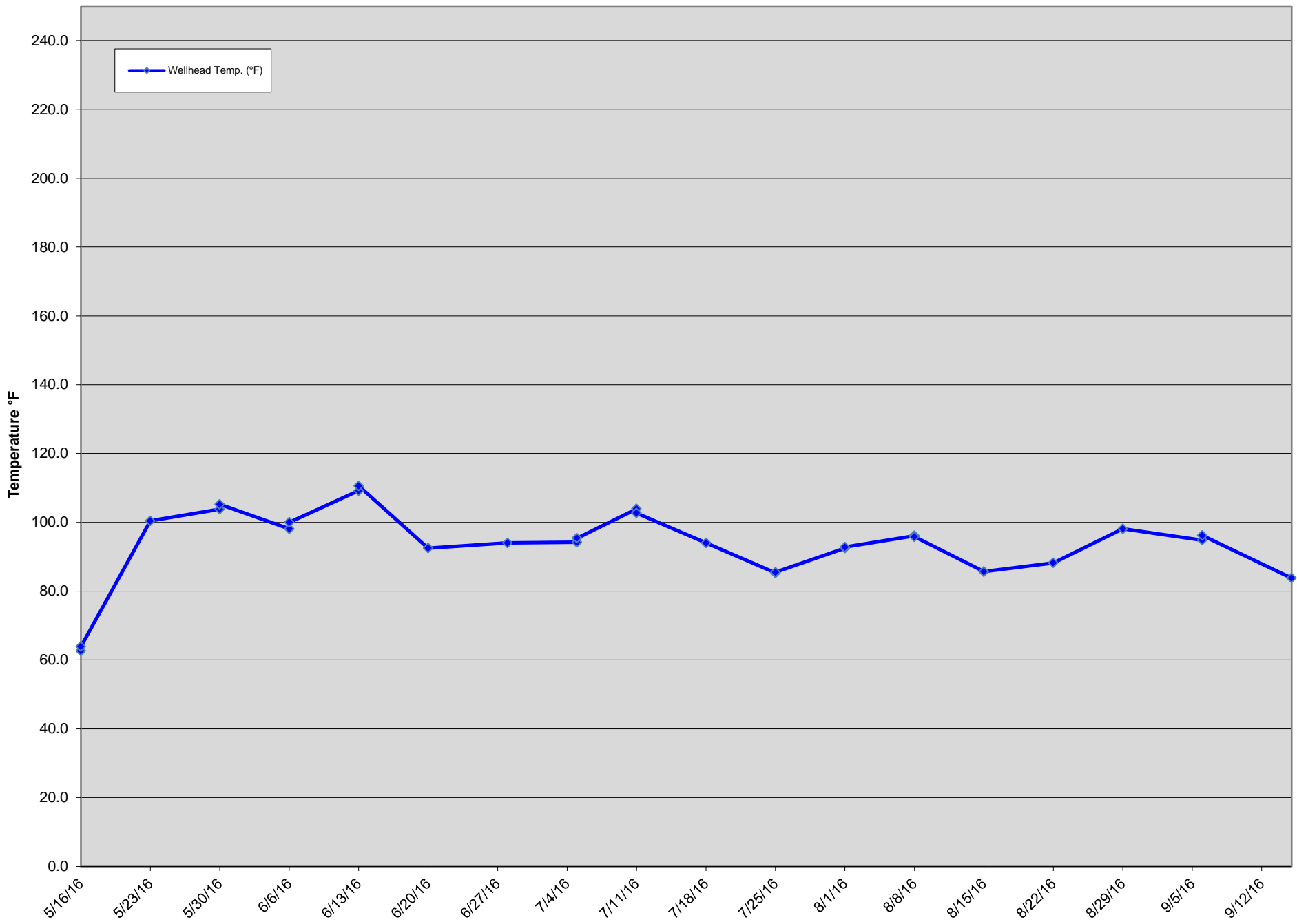
| GEW ID# | Reading Date | CH4 (% Vol.) | CO2 (% Vol.) | Oxygen (% Vol.) | Balance (% Vol.) | Wellhead Temp. (°F) | Initial Static Pressure (In W.C.) |
|---------|--------------|--------------|--------------|-----------------|------------------|---------------------|-----------------------------------|
| GEW-010 | 05/16/16 | 46.3 | 45.6 | 1.1 | 7.0 | 68.7 | -10.4 |
| GEW-010 | 05/16/16 | 46.7 | 46.1 | 1.1 | 6.1 | 67.4 | -9.1 |
| GEW-010 | 05/23/16 | 43.4 | 44.8 | 1.2 | 10.6 | 98.4 | -6.1 |
| GEW-010 | 05/30/16 | 55.4 | 44.0 | 0.6 | 0.0 | 98.9 | -4.9 |
| GEW-010 | 05/30/16 | 55.4 | 44.0 | 0.6 | 0.0 | 98.5 | -3.8 |
| GEW-010 | 06/06/16 | 55.1 | 44.9 | 0.0 | 0.0 | 97.5 | -0.8 |
| GEW-010 | 06/06/16 | 56.6 | 43.0 | 0.0 | 0.4 | 97.5 | -0.6 |
| GEW-010 | 06/13/16 | 50.5 | 43.7 | 0.2 | 5.6 | 96.5 | -2.0 |
| GEW-010 | 06/13/16 | 51.1 | 43.2 | 0.1 | 5.6 | 95.8 | -1.0 |
| GEW-010 | 06/20/16 | 52.9 | 45.4 | 0.3 | 1.4 | 89.9 | -1.2 |
| GEW-010 | 06/28/16 | 52.5 | 43.9 | 0.0 | 3.6 | 90.5 | -1.4 |
| GEW-010 | 07/05/16 | 50.4 | 44.6 | 0.0 | 5.0 | 94.2 | -3.0 |
| GEW-010 | 07/11/16 | 46.0 | 44.3 | 0.1 | 9.6 | 105.5 | -10.1 |
| GEW-010 | 07/11/16 | 45.8 | 44.1 | 0.2 | 9.9 | 105.3 | -10.1 |
| GEW-010 | 07/18/16 | 44.9 | 47.5 | 0.5 | 7.1 | 102.2 | -8.8 |
| GEW-010 | 07/25/16 | 43.8 | 45.7 | 1.2 | 9.3 | 107.9 | -6.8 |
| GEW-010 | 08/01/16 | 45.8 | 44.0 | 1.0 | 9.2 | 98.5 | -6.1 |
| GEW-010 | 08/10/16 | 48.7 | 43.0 | 1.2 | 7.1 | 100.5 | -5.3 |
| GEW-010 | 08/10/16 | 48.6 | 42.7 | 1.2 | 7.5 | 101.1 | -5.3 |
| GEW-010 | 08/10/16 | 44.2 | 45.9 | 1.4 | 8.5 | 107.2 | -5.3 |
| GEW-010 | 08/16/16 | 43.0 | 41.0 | 3.0 | 13.0 | 82.9 | -6.7 |
| GEW-010 | 08/16/16 | 43.9 | 39.6 | 2.9 | 13.6 | 82.1 | -4.9 |
| GEW-010 | 08/22/16 | 57.2 | 39.9 | 0.2 | 2.7 | 83.2 | -1.0 |
| GEW-010 | 08/29/16 | 58.3 | 40.5 | 0.5 | 0.7 | 109.9 | -0.9 |
| GEW-010 | 09/06/16 | 57.6 | 38.8 | 0.1 | 3.5 | 108.0 | -0.4 |
| GEW-010 | 09/06/16 | 55.4 | 44.2 | 0.1 | 0.3 | 106.5 | -0.2 |
| GEW-010 | 09/15/16 | 59.4 | 40.3 | 0.3 | 0.0 | 91.5 | -0.5 |
| GEW-010 | 09/15/16 | 59.1 | 40.6 | 0.3 | 0.0 | 92.1 | -0.5 |

GEW-010 Wellhead Temperatures



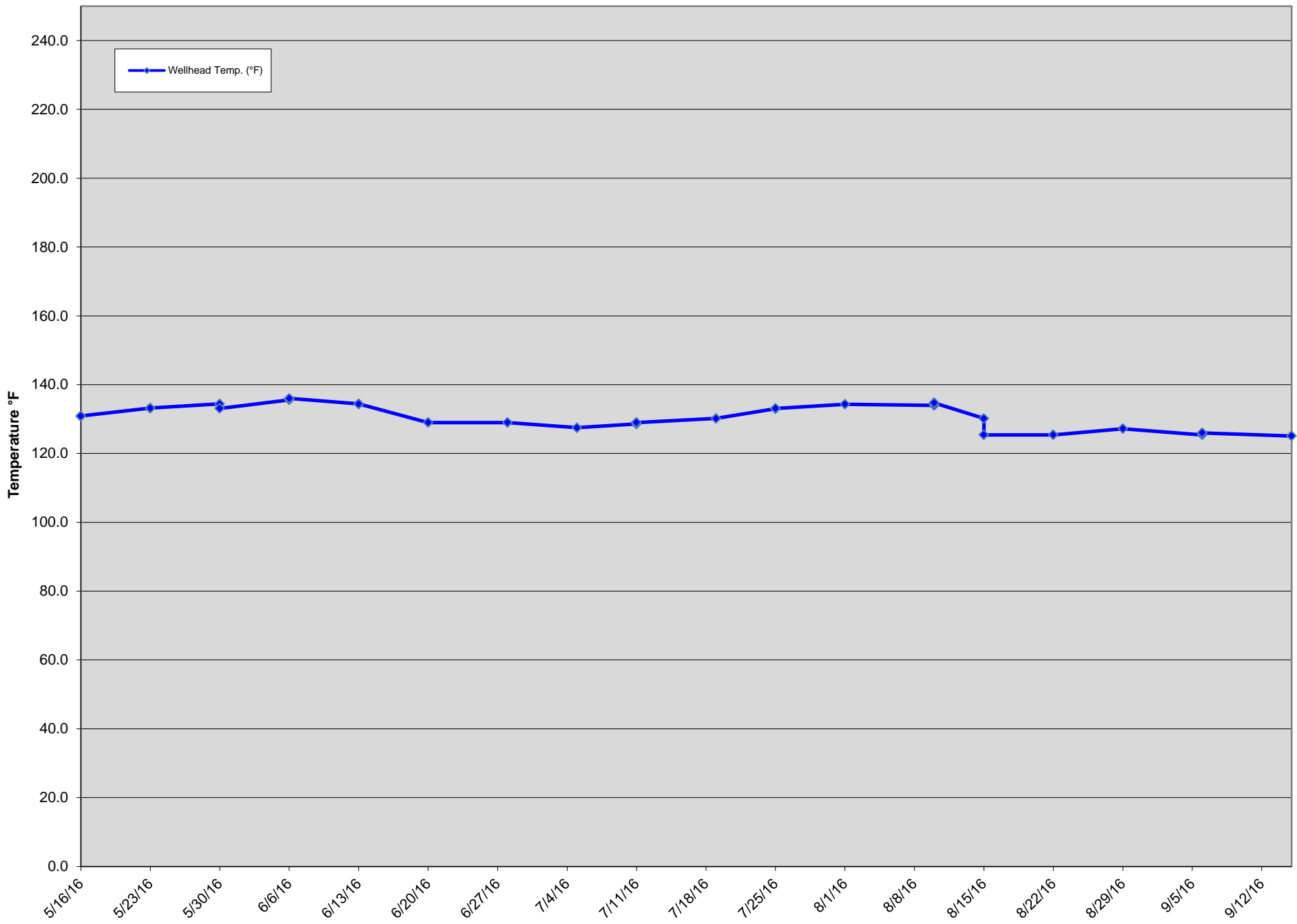
| GEW ID# | Reading Date | CH4 (% Vol.) | CO2 (% Vol.) | Oxygen (% Vol.) | Balance (% Vol.) | Wellhead Temp. (°F) | Initial Static Pressure (In W.C.) |
|---------|--------------|--------------|--------------|-----------------|------------------|---------------------|-----------------------------------|
| GEW-038 | 05/16/16 | 0.6 | 54.1 | 4.4 | 40.9 | 62.6 | -0.9 |
| GEW-038 | 05/16/16 | 0.6 | 54.6 | 3.7 | 41.1 | 63.9 | -0.2 |
| GEW-038 | 05/23/16 | 0.4 | 52.1 | 4.7 | 42.8 | 100.4 | -1.6 |
| GEW-038 | 05/30/16 | 1.1 | 48.5 | 4.9 | 45.5 | 103.8 | -2.7 |
| GEW-038 | 05/30/16 | 1.3 | 50.7 | 3.9 | 44.1 | 105.2 | -1.1 |
| GEW-038 | 06/06/16 | 0.6 | 53.0 | 3.4 | 43.0 | 98.1 | -1.4 |
| GEW-038 | 06/06/16 | 0.2 | 48.7 | 3.4 | 47.7 | 100.0 | -1.0 |
| GEW-038 | 06/13/16 | 0.8 | 52.3 | 4.6 | 42.3 | 109.2 | -0.5 |
| GEW-038 | 06/13/16 | 0.6 | 51.6 | 4.4 | 43.4 | 110.6 | -0.7 |
| GEW-038 | 06/20/16 | 0.8 | 53.5 | 4.8 | 40.9 | 92.5 | -2.8 |
| GEW-038 | 06/28/16 | 0.6 | 51.5 | 4.6 | 43.3 | 94.0 | -2.8 |
| GEW-038 | 07/05/16 | 0.3 | 45.0 | 7.7 | 47.0 | 94.2 | -11.1 |
| GEW-038 | 07/05/16 | 0.3 | 44.4 | 8.0 | 47.3 | 95.4 | -11.4 |
| GEW-038 | 07/11/16 | 0.5 | 48.2 | 4.9 | 46.4 | 103.9 | -9.4 |
| GEW-038 | 07/11/16 | 0.4 | 46.6 | 3.6 | 49.4 | 102.7 | -6.3 |
| GEW-038 | 07/18/16 | 0.4 | 52.6 | 4.5 | 42.5 | 94.0 | -6.8 |
| GEW-038 | 07/25/16 | 0.4 | 47.0 | 6.1 | 46.5 | 85.3 | -9.7 |
| GEW-038 | 07/25/16 | 0.4 | 46.9 | 7.1 | 45.6 | 85.5 | -9.8 |
| GEW-038 | 08/01/16 | 0.6 | 49.8 | 5.8 | 43.8 | 92.5 | -9.1 |
| GEW-038 | 08/01/16 | 0.3 | 49.0 | 5.8 | 44.9 | 92.8 | -1.1 |
| GEW-038 | 08/08/16 | 0.9 | 52.1 | 4.2 | 42.8 | 96.1 | -6.4 |
| GEW-038 | 08/08/16 | 0.1 | 43.6 | 4.6 | 51.7 | 95.8 | -5.3 |
| GEW-038 | 08/15/16 | 0.6 | 44.0 | 6.6 | 48.8 | 85.7 | -7.2 |
| GEW-038 | 08/15/16 | 0.5 | 56.4 | 2.7 | 40.4 | 85.7 | -2.5 |
| GEW-038 | 08/22/16 | 0.7 | 49.3 | 4.4 | 45.6 | 88.2 | -2.6 |
| GEW-038 | 08/29/16 | 0.6 | 53.7 | 2.6 | 43.1 | 98.1 | -1.4 |
| GEW-038 | 09/06/16 | 0.9 | 58.0 | 2.3 | 38.8 | 94.8 | -0.2 |
| GEW-038 | 09/06/16 | 0.7 | 56.4 | 1.5 | 41.4 | 96.2 | -0.1 |
| GEW-038 | 09/15/16 | 1.9 | 51.7 | 4.7 | 41.7 | 83.8 | -4.0 |

GEW-038 Wellhead Temperatures



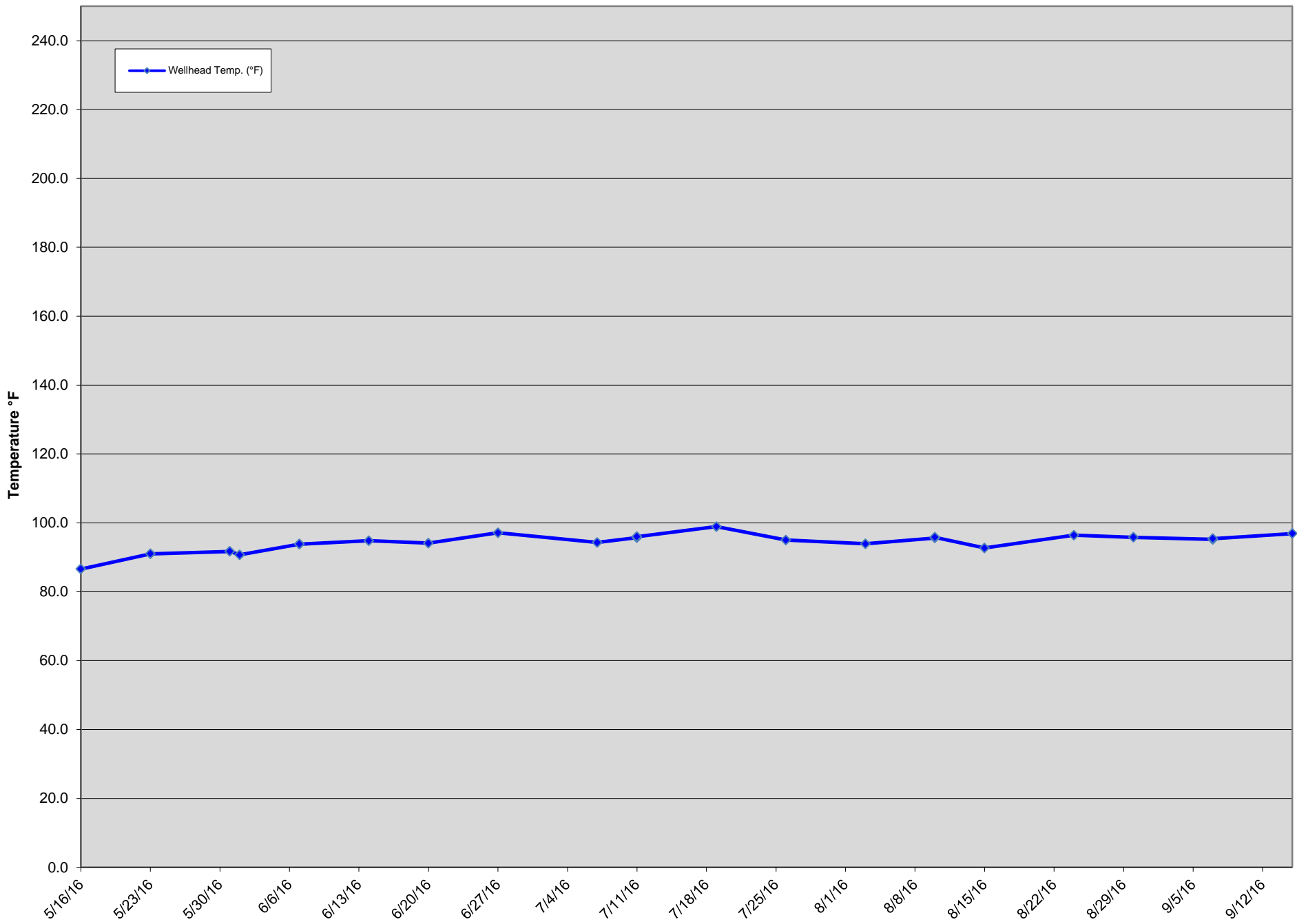
| GEW ID# | Reading Date | CH4 (% Vol.) | CO2 (% Vol.) | Oxygen (% Vol.) | Balance (% Vol.) | Wellhead Temp. (°F) | Initial Static Pressure (In W.C.) |
|---------|--------------|--------------|--------------|-----------------|------------------|---------------------|-----------------------------------|
| GEW-039 | 05/16/16 | 39.8 | 48.6 | 0.0 | 11.6 | 130.8 | -0.7 |
| GEW-039 | 05/16/16 | 39.9 | 48.9 | 0.0 | 11.2 | 130.9 | -0.7 |
| GEW-039 | 05/23/16 | 37.1 | 52.3 | 0.1 | 10.5 | 133.2 | -0.6 |
| GEW-039 | 05/23/16 | 37.6 | 51.2 | 0.0 | 11.2 | 133.2 | -0.6 |
| GEW-039 | 05/30/16 | 41.9 | 49.2 | 0.3 | 8.6 | 134.4 | -0.7 |
| GEW-039 | 05/30/16 | 43.6 | 47.1 | 0.3 | 9.0 | 133.1 | 0.0 |
| GEW-039 | 06/06/16 | 39.7 | 51.3 | 0.0 | 9.0 | 135.6 | -0.5 |
| GEW-039 | 06/06/16 | 42.1 | 49.2 | 0.0 | 8.7 | 136.0 | -0.6 |
| GEW-039 | 06/13/16 | 38.1 | 51.4 | 0.0 | 10.5 | 134.4 | -0.7 |
| GEW-039 | 06/13/16 | 38.4 | 50.7 | 0.0 | 10.9 | 134.4 | -0.4 |
| GEW-039 | 06/20/16 | 32.2 | 53.9 | 0.6 | 13.3 | 129.0 | -1.4 |
| GEW-039 | 06/28/16 | 36.4 | 50.8 | 0.1 | 12.7 | 129.0 | -1.4 |
| GEW-039 | 07/05/16 | 36.5 | 50.1 | 0.1 | 13.3 | 127.5 | -1.3 |
| GEW-039 | 07/11/16 | 34.5 | 48.7 | 0.1 | 16.7 | 128.6 | -1.3 |
| GEW-039 | 07/11/16 | 35.8 | 46.5 | 0.2 | 17.5 | 129.0 | -1.2 |
| GEW-039 | 07/19/16 | 41.5 | 49.2 | 0.0 | 9.3 | 130.2 | -4.9 |
| GEW-039 | 07/25/16 | 30.1 | 49.7 | 0.1 | 20.1 | 133.0 | -5.2 |
| GEW-039 | 07/25/16 | 30.3 | 49.3 | 0.1 | 20.3 | 133.1 | -5.4 |
| GEW-039 | 08/01/16 | 28.0 | 39.2 | 1.8 | 31.0 | 134.3 | -5.5 |
| GEW-039 | 08/10/16 | 24.8 | 36.5 | 3.2 | 35.5 | 134.0 | -5.3 |
| GEW-039 | 08/10/16 | 25.0 | 33.9 | 3.2 | 37.9 | 134.0 | -5.3 |
| GEW-039 | 08/10/16 | 28.2 | 37.5 | 1.4 | 32.9 | 134.7 | -5.3 |
| GEW-039 | 08/10/16 | 26.8 | 35.3 | 1.4 | 36.5 | 134.7 | -4.6 |
| GEW-039 | 08/15/16 | 28.4 | 38.0 | 1.9 | 31.7 | 130.2 | -4.1 |
| GEW-039 | 08/15/16 | 28.6 | 38.8 | 1.7 | 30.9 | 125.4 | -0.4 |
| GEW-039 | 08/22/16 | 43.6 | 51.9 | 0.0 | 4.5 | 125.4 | -0.2 |
| GEW-039 | 08/29/16 | 43.0 | 53.9 | 0.2 | 2.9 | 127.2 | -0.3 |
| GEW-039 | 09/06/16 | 45.6 | 53.5 | 0.4 | 0.5 | 125.4 | -0.2 |
| GEW-039 | 09/06/16 | 45.2 | 52.3 | 0.4 | 2.1 | 126.0 | -0.2 |
| GEW-039 | 09/15/16 | 43.2 | 52.7 | 0.1 | 4.0 | 125.1 | -0.3 |

GEW-039 Wellhead Temperatures



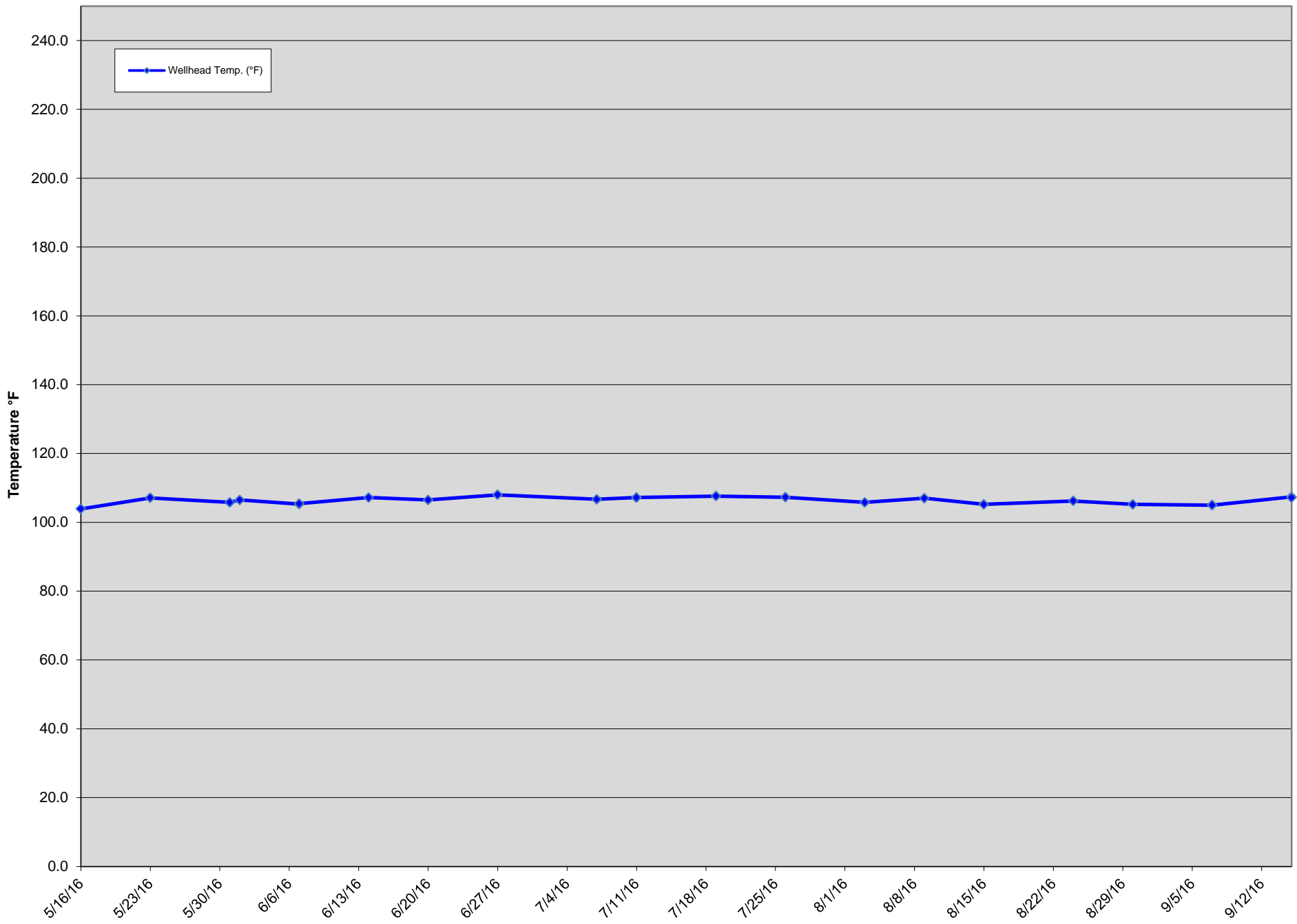
| GEW ID# | Reading Date | CH4 (% Vol.) | CO2 (% Vol.) | Oxygen (% Vol.) | Balance (% Vol.) | Wellhead Temp. (°F) | Initial Static Pressure (In W.C.) |
|---------|--------------|--------------|--------------|-----------------|------------------|---------------------|-----------------------------------|
| GEW-040 | 05/16/16 | 60.6 | 37.2 | 0.0 | 2.2 | 86.6 | -0.2 |
| GEW-040 | 05/23/16 | 57.6 | 40.5 | 0.0 | 1.9 | 91.0 | -0.3 |
| GEW-040 | 05/31/16 | 58.4 | 38.5 | 0.0 | 3.1 | 91.7 | -0.5 |
| GEW-040 | 06/01/16 | 58.1 | 41.8 | 0.0 | 0.1 | 90.7 | -0.6 |
| GEW-040 | 06/07/16 | 57.8 | 40.9 | 0.0 | 1.3 | 93.8 | -0.7 |
| GEW-040 | 06/07/16 | 57.8 | 41.2 | 0.0 | 1.0 | 93.8 | -0.7 |
| GEW-040 | 06/14/16 | 57.5 | 40.0 | 0.0 | 2.5 | 94.8 | -0.6 |
| GEW-040 | 06/20/16 | 57.2 | 40.1 | 0.0 | 2.7 | 94.1 | -0.6 |
| GEW-040 | 06/27/16 | 57.9 | 38.2 | 0.1 | 3.8 | 97.1 | -0.6 |
| GEW-040 | 07/07/16 | 58.9 | 38.4 | 0.1 | 2.6 | 94.3 | -0.7 |
| GEW-040 | 07/11/16 | 56.7 | 41.0 | 0.0 | 2.3 | 95.7 | -0.7 |
| GEW-040 | 07/11/16 | 56.5 | 41.2 | 0.0 | 2.3 | 96.0 | -0.7 |
| GEW-040 | 07/19/16 | 59.1 | 38.4 | 0.1 | 2.4 | 98.9 | -0.8 |
| GEW-040 | 07/26/16 | 58.6 | 39.3 | 0.0 | 2.1 | 95.0 | -0.9 |
| GEW-040 | 08/03/16 | 59.2 | 38.4 | 0.0 | 2.4 | 93.9 | -0.8 |
| GEW-040 | 08/10/16 | 57.2 | 40.7 | 0.1 | 2.0 | 95.6 | -0.9 |
| GEW-040 | 08/10/16 | 57.6 | 40.5 | 0.1 | 1.8 | 95.8 | -0.8 |
| GEW-040 | 08/15/16 | 57.1 | 39.0 | 0.0 | 3.9 | 92.7 | -0.7 |
| GEW-040 | 08/24/16 | 57.4 | 40.2 | 0.1 | 2.3 | 96.4 | -0.6 |
| GEW-040 | 08/30/16 | 56.5 | 41.1 | 0.0 | 2.4 | 95.8 | -0.7 |
| GEW-040 | 09/07/16 | 57.5 | 41.5 | 0.0 | 1.0 | 95.2 | -0.6 |
| GEW-040 | 09/07/16 | 57.7 | 41.0 | 0.0 | 1.3 | 95.4 | -0.7 |
| GEW-040 | 09/15/16 | 61.3 | 38.6 | 0.1 | 0.0 | 96.9 | -0.7 |

GEW-040 Wellhead Temperatures



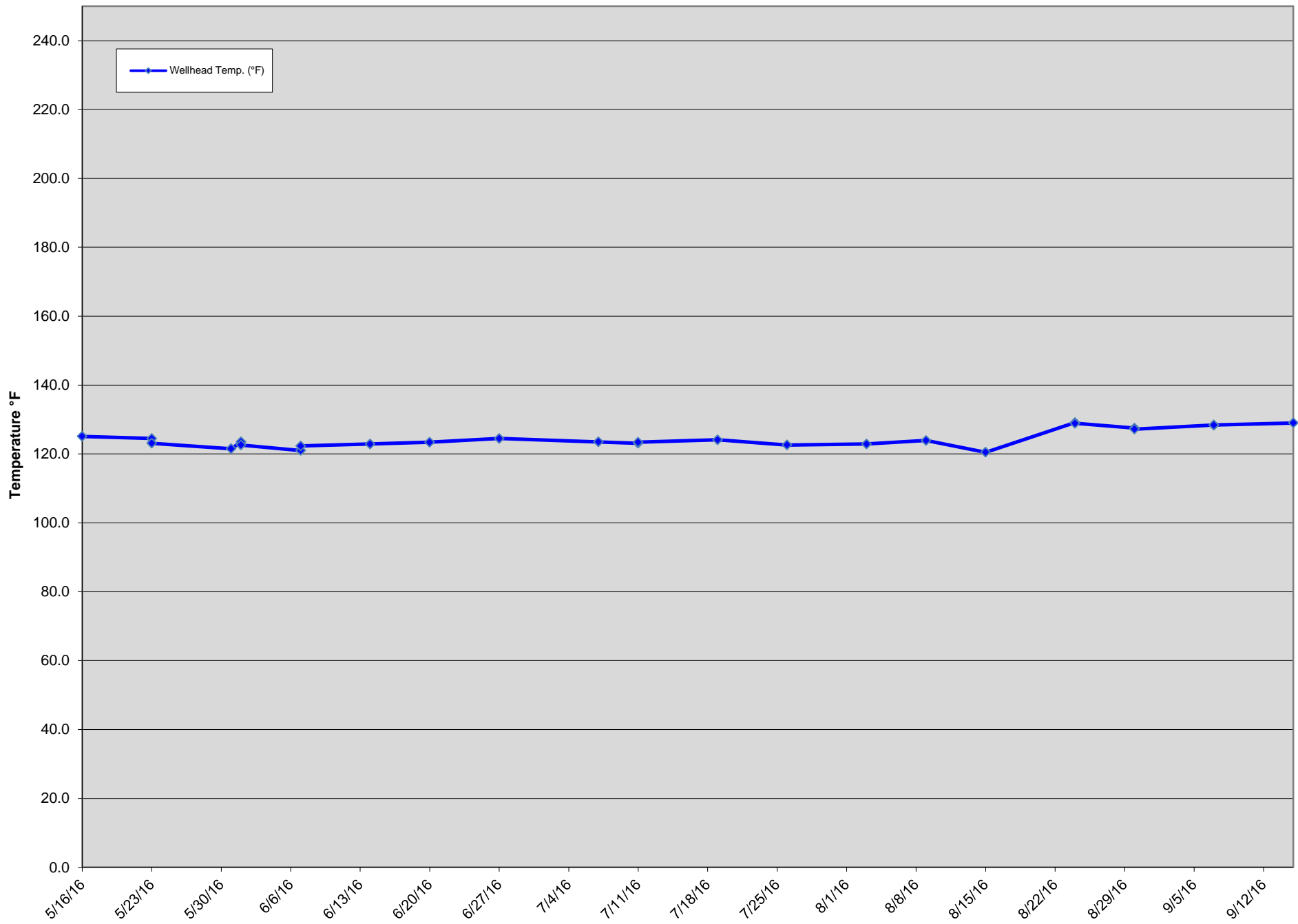
| GEW ID# | Reading Date | CH4 (% Vol.) | CO2 (% Vol.) | Oxygen (% Vol.) | Balance (% Vol.) | Wellhead Temp. (°F) | Initial Static Pressure (In W.C.) |
|----------|--------------|--------------|--------------|-----------------|------------------|---------------------|-----------------------------------|
| GEW-041R | 05/16/16 | 58.3 | 38.4 | 0.0 | 3.3 | 103.9 | -0.3 |
| GEW-041R | 05/23/16 | 56.9 | 40.2 | 0.1 | 2.8 | 107.1 | -0.2 |
| GEW-041R | 05/31/16 | 54.2 | 37.9 | 0.3 | 7.6 | 105.8 | -0.4 |
| GEW-041R | 06/01/16 | 53.5 | 38.6 | 0.3 | 7.6 | 106.5 | -0.7 |
| GEW-041R | 06/07/16 | 55.5 | 40.8 | 0.1 | 3.6 | 105.3 | -0.2 |
| GEW-041R | 06/07/16 | 55.8 | 40.9 | 0.3 | 3.0 | 105.4 | -0.3 |
| GEW-041R | 06/14/16 | 55.2 | 39.5 | 0.3 | 5.0 | 107.2 | -0.4 |
| GEW-041R | 06/20/16 | 55.1 | 40.0 | 0.6 | 4.3 | 106.5 | -0.4 |
| GEW-041R | 06/27/16 | 55.2 | 39.3 | 0.3 | 5.2 | 108.0 | -0.3 |
| GEW-041R | 07/07/16 | 56.3 | 38.6 | 0.5 | 4.6 | 106.7 | -0.6 |
| GEW-041R | 07/11/16 | 54.6 | 39.8 | 0.4 | 5.2 | 107.2 | -0.5 |
| GEW-041R | 07/11/16 | 54.8 | 39.7 | 0.4 | 5.1 | 107.2 | -0.5 |
| GEW-041R | 07/19/16 | 55.6 | 37.6 | 0.4 | 6.4 | 107.6 | -0.6 |
| GEW-041R | 07/26/16 | 56.7 | 37.3 | 0.1 | 5.9 | 107.3 | -0.6 |
| GEW-041R | 08/03/16 | 56.2 | 39.4 | 0.5 | 3.9 | 105.8 | -0.5 |
| GEW-041R | 08/09/16 | 56.5 | 35.3 | 0.3 | 7.9 | 107.0 | -0.4 |
| GEW-041R | 08/15/16 | 56.2 | 39.1 | 0.0 | 4.7 | 105.2 | -0.5 |
| GEW-041R | 08/24/16 | 55.3 | 39.4 | 0.3 | 5.0 | 106.2 | -0.4 |
| GEW-041R | 08/30/16 | 55.0 | 39.1 | 0.4 | 5.5 | 105.2 | -0.6 |
| GEW-041R | 09/07/16 | 55.7 | 39.3 | 0.4 | 4.6 | 105.0 | -0.5 |
| GEW-041R | 09/07/16 | 56.2 | 39.4 | 0.4 | 4.0 | 105.0 | -0.5 |
| GEW-041R | 09/15/16 | 54.7 | 34.9 | 0.4 | 10.0 | 107.4 | -2.0 |
| GEW-041R | 09/15/16 | 53.4 | 37.0 | 0.4 | 9.2 | 107.2 | -1.6 |

GEW-041R Wellhead Temperatures



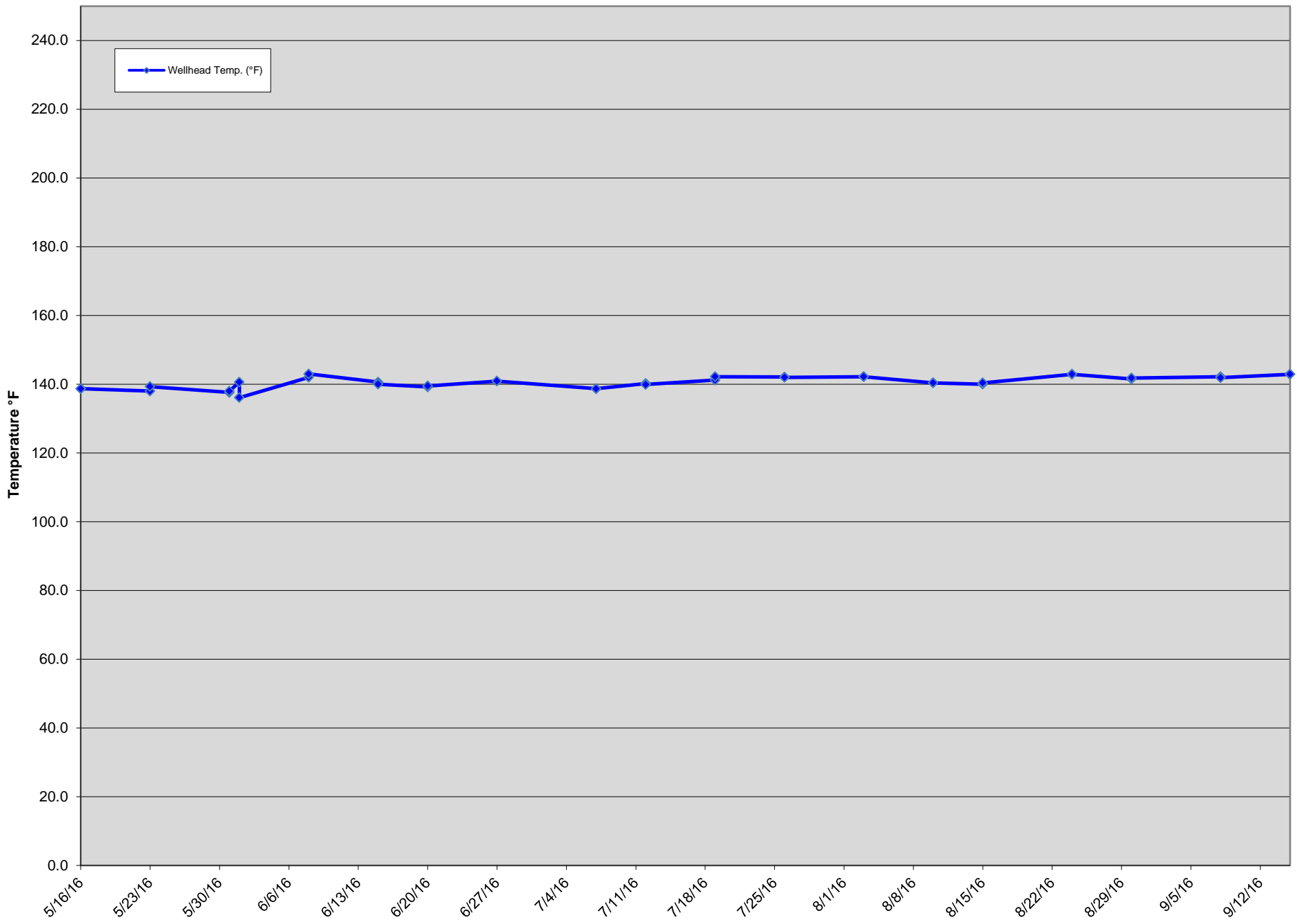
| GEW ID# | Reading Date | CH4 (% Vol.) | CO2 (% Vol.) | Oxygen (% Vol.) | Balance (% Vol.) | Wellhead Temp. (°F) | Initial Static Pressure (In W.C.) |
|----------|--------------|--------------|--------------|-----------------|------------------|---------------------|-----------------------------------|
| GEW-043R | 05/16/16 | 56.7 | 39.5 | 0.0 | 3.8 | 125.1 | -0.7 |
| GEW-043R | 05/23/16 | 55.1 | 41.1 | 0.0 | 3.8 | 124.5 | -0.8 |
| GEW-043R | 05/23/16 | 55.8 | 40.6 | 0.0 | 3.6 | 123.1 | -0.3 |
| GEW-043R | 05/31/16 | 54.4 | 40.0 | 0.0 | 5.6 | 121.5 | -0.6 |
| GEW-043R | 06/01/16 | 55.3 | 40.7 | 0.0 | 4.0 | 123.5 | -1.0 |
| GEW-043R | 06/01/16 | 54.9 | 40.6 | 0.1 | 4.4 | 122.6 | -0.9 |
| GEW-043R | 06/07/16 | 55.9 | 42.2 | 0.0 | 1.9 | 121.0 | 0.1 |
| GEW-043R | 06/07/16 | 55.4 | 43.0 | 0.0 | 1.6 | 122.3 | -0.1 |
| GEW-043R | 06/14/16 | 55.1 | 41.3 | 0.1 | 3.5 | 122.9 | -0.3 |
| GEW-043R | 06/20/16 | 54.8 | 40.9 | 0.2 | 4.1 | 123.4 | -0.4 |
| GEW-043R | 06/27/16 | 54.8 | 41.7 | 0.1 | 3.4 | 124.5 | 0.0 |
| GEW-043R | 07/07/16 | 54.1 | 41.8 | 0.2 | 3.9 | 123.5 | -0.5 |
| GEW-043R | 07/11/16 | 54.1 | 42.2 | 0.3 | 3.4 | 123.1 | -0.3 |
| GEW-043R | 07/11/16 | 54.6 | 41.9 | 0.3 | 3.2 | 123.4 | -0.3 |
| GEW-043R | 07/19/16 | 54.6 | 39.5 | 0.2 | 5.7 | 124.1 | -0.6 |
| GEW-043R | 07/26/16 | 55.7 | 39.1 | 0.2 | 5.0 | 122.6 | -0.7 |
| GEW-043R | 08/03/16 | 54.7 | 42.0 | 0.3 | 3.0 | 122.9 | -0.6 |
| GEW-043R | 08/09/16 | 56.1 | 37.0 | 0.1 | 6.8 | 123.9 | -0.2 |
| GEW-043R | 08/15/16 | 55.2 | 40.4 | 0.0 | 4.4 | 120.5 | -0.4 |
| GEW-043R | 08/24/16 | 53.4 | 41.1 | 0.2 | 5.3 | 129.1 | -1.8 |
| GEW-043R | 08/24/16 | 53.2 | 41.8 | 0.2 | 4.8 | 128.9 | -1.6 |
| GEW-043R | 08/30/16 | 52.8 | 41.6 | 0.2 | 5.4 | 127.5 | -1.7 |
| GEW-043R | 08/30/16 | 52.9 | 42.1 | 0.2 | 4.8 | 127.2 | -1.4 |
| GEW-043R | 09/07/16 | 53.9 | 41.4 | 0.3 | 4.4 | 128.4 | -1.0 |
| GEW-043R | 09/07/16 | 54.4 | 41.8 | 0.3 | 3.5 | 128.4 | -1.0 |
| GEW-043R | 09/15/16 | 60.0 | 39.3 | 0.3 | 0.4 | 129.0 | -1.0 |

GEW-043R Wellhead Temperatures



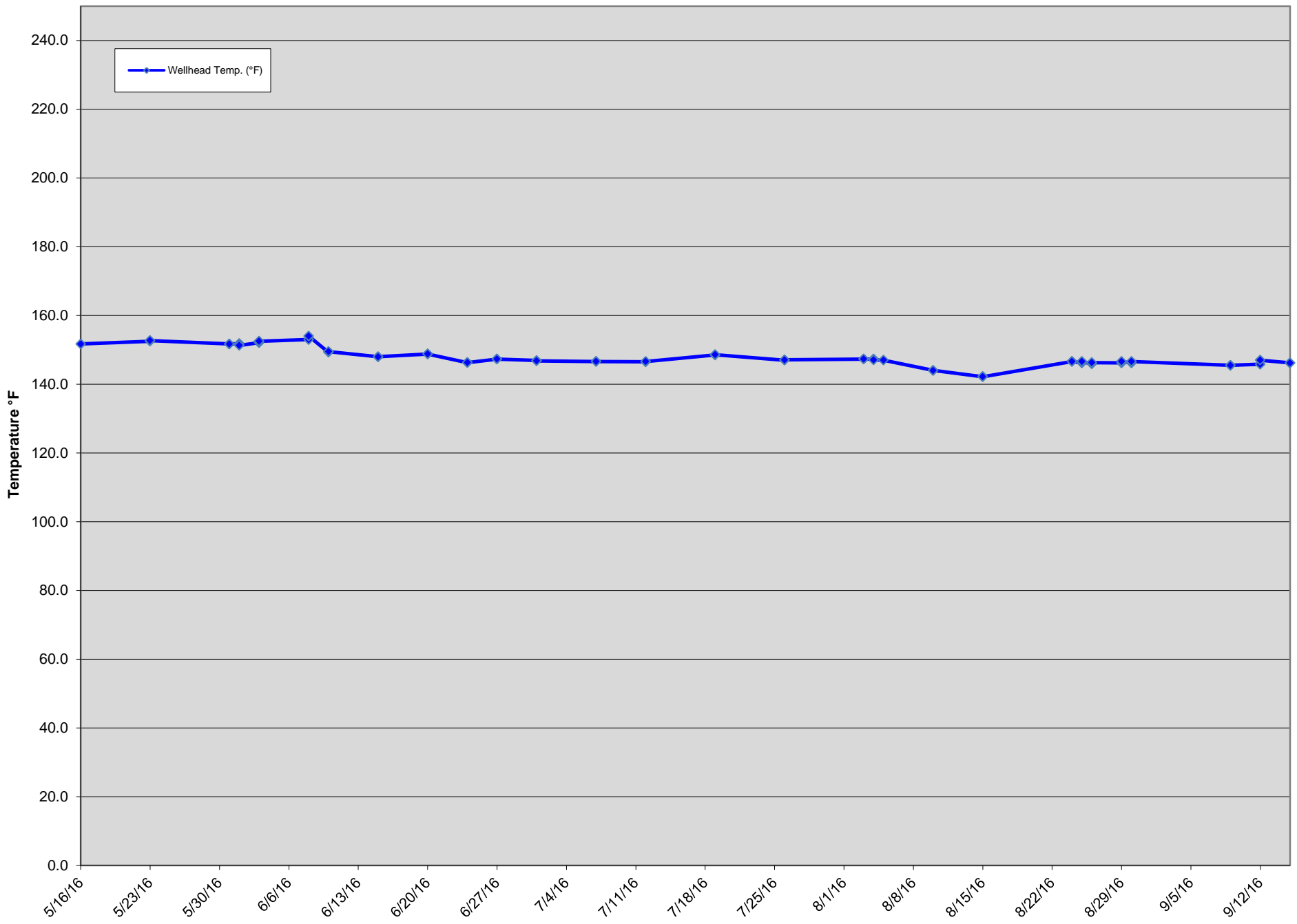
| GEW ID# | Reading Date | CH4 (% Vol.) | CO2 (% Vol.) | Oxygen (% Vol.) | Balance (% Vol.) | Wellhead Temp. (°F) | Initial Static Pressure (In W.C.) |
|---------|--------------|--------------|--------------|-----------------|------------------|---------------------|-----------------------------------|
| GEW-053 | 05/16/16 | 51.2 | 42.2 | 0.0 | 6.6 | 138.7 | -0.2 |
| GEW-053 | 05/16/16 | 54.8 | 39.0 | 0.0 | 6.2 | 138.7 | -0.3 |
| GEW-053 | 05/23/16 | 49.8 | 43.2 | 0.0 | 7.0 | 138.0 | 0.2 |
| GEW-053 | 05/23/16 | 49.5 | 43.7 | 0.0 | 6.8 | 139.3 | -0.1 |
| GEW-053 | 05/31/16 | 54.4 | 39.0 | 0.0 | 6.6 | 137.6 | -1.4 |
| GEW-053 | 05/31/16 | 52.1 | 42.2 | 0.0 | 5.7 | 138.0 | -1.4 |
| GEW-053 | 06/01/16 | 52.9 | 40.2 | 0.0 | 6.9 | 140.6 | -1.7 |
| GEW-053 | 06/01/16 | 52.0 | 41.4 | 0.0 | 6.6 | 136.1 | -1.0 |
| GEW-053 | 06/08/16 | 49.1 | 43.4 | 0.0 | 7.5 | 142.0 | 0.0 |
| GEW-053 | 06/08/16 | 49.7 | 42.8 | 0.0 | 7.5 | 143.0 | 0.0 |
| GEW-053 | 06/15/16 | 51.0 | 42.3 | 0.0 | 6.7 | 140.6 | -0.5 |
| GEW-053 | 06/15/16 | 51.3 | 41.9 | 0.0 | 6.8 | 140.0 | -0.5 |
| GEW-053 | 06/20/16 | 51.3 | 39.2 | 0.0 | 9.5 | 139.2 | -0.1 |
| GEW-053 | 06/20/16 | 50.4 | 41.9 | 0.0 | 7.7 | 139.5 | -0.1 |
| GEW-053 | 06/27/16 | 48.1 | 44.2 | 0.3 | 7.4 | 140.9 | 0.0 |
| GEW-053 | 07/07/16 | 47.6 | 44.9 | 0.2 | 7.3 | 138.7 | 0.0 |
| GEW-053 | 07/07/16 | 47.9 | 44.5 | 0.2 | 7.4 | 138.7 | 0.0 |
| GEW-053 | 07/12/16 | 47.7 | 44.7 | 0.1 | 7.5 | 140.2 | -0.2 |
| GEW-053 | 07/12/16 | 48.1 | 45.0 | 0.1 | 6.8 | 139.9 | -0.2 |
| GEW-053 | 07/19/16 | 48.9 | 42.7 | 0.0 | 8.4 | 141.2 | 0.3 |
| GEW-053 | 07/19/16 | 49.1 | 43.3 | 0.0 | 7.6 | 142.2 | 0.0 |
| GEW-053 | 07/26/16 | 51.0 | 41.1 | 0.1 | 7.8 | 142.1 | -0.2 |
| GEW-053 | 07/26/16 | 49.3 | 43.8 | 0.1 | 6.8 | 142.0 | -0.2 |
| GEW-053 | 08/03/16 | 49.4 | 44.0 | 0.3 | 6.3 | 142.2 | -0.2 |
| GEW-053 | 08/03/16 | 49.3 | 44.2 | 0.3 | 6.2 | 142.2 | -0.2 |
| GEW-053 | 08/10/16 | 50.0 | 42.7 | 0.0 | 7.3 | 140.4 | -0.2 |
| GEW-053 | 08/10/16 | 49.6 | 41.6 | 0.0 | 8.8 | 140.4 | -0.1 |
| GEW-053 | 08/15/16 | 50.0 | 42.0 | 0.0 | 8.0 | 140.0 | -0.2 |
| GEW-053 | 08/15/16 | 49.6 | 42.5 | 0.0 | 7.9 | 140.4 | -0.2 |
| GEW-053 | 08/24/16 | 49.8 | 42.6 | 0.4 | 7.2 | 142.9 | 0.0 |
| GEW-053 | 08/24/16 | 49.3 | 43.5 | 0.4 | 6.8 | 142.9 | -0.1 |
| GEW-053 | 08/30/16 | 50.9 | 40.9 | 0.0 | 8.2 | 141.5 | -0.6 |
| GEW-053 | 08/30/16 | 49.9 | 43.1 | 0.0 | 7.0 | 141.8 | -0.6 |
| GEW-053 | 09/08/16 | 50.6 | 43.0 | 0.0 | 6.4 | 142.2 | -0.9 |
| GEW-053 | 09/08/16 | 50.0 | 40.2 | 0.0 | 9.8 | 141.9 | -0.9 |
| GEW-053 | 09/15/16 | 58.2 | 41.7 | 0.1 | 0.0 | 142.9 | 0.2 |
| GEW-053 | 09/15/16 | 57.0 | 42.9 | 0.1 | 0.0 | 142.9 | 0.2 |

GEW-053 Wellhead Temperatures



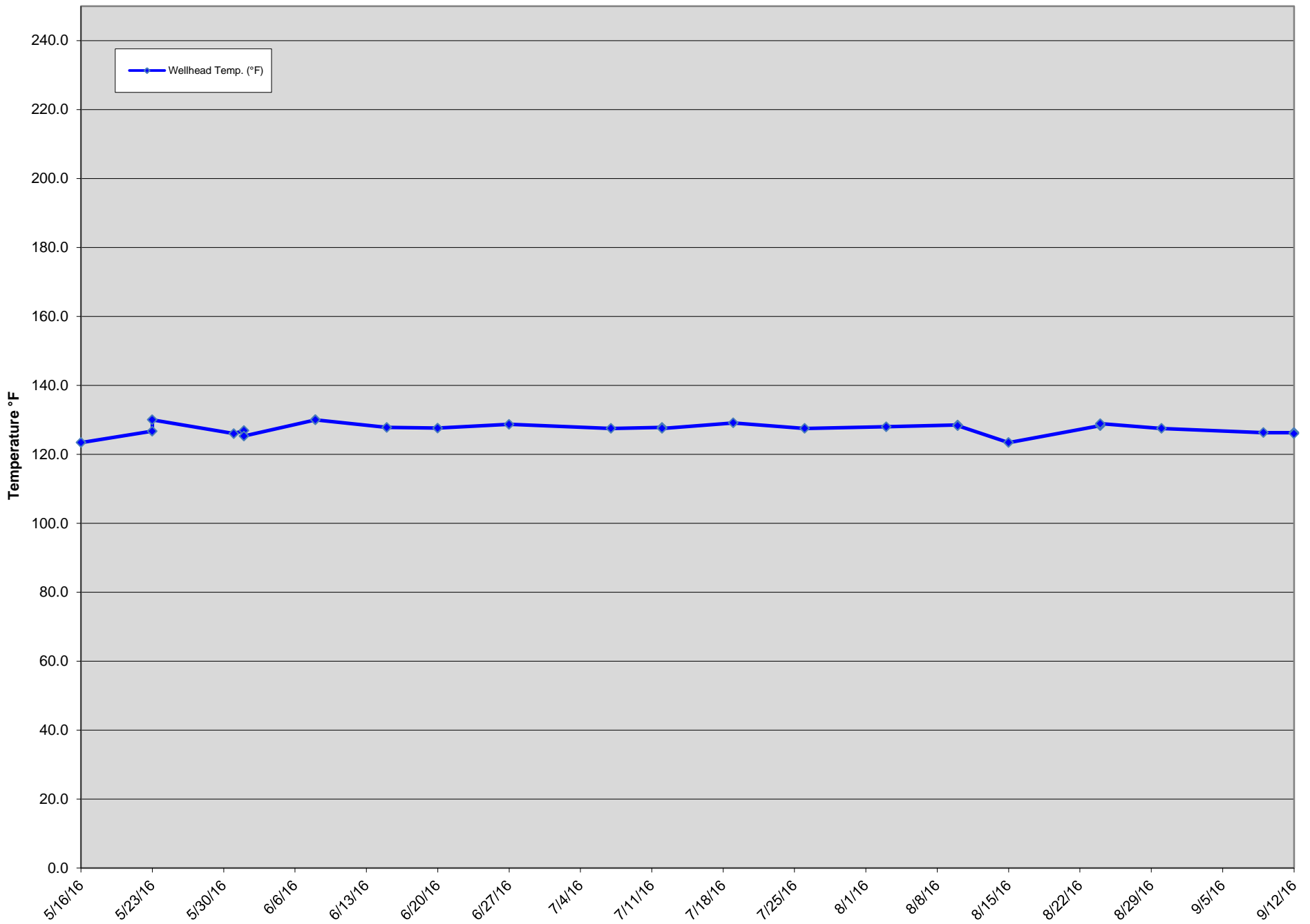
| GEW ID# | Reading Date | CH4 (% Vol.) | CO2 (% Vol.) | Oxygen (% Vol.) | Balance (% Vol.) | Wellhead Temp. (°F) | Initial Static Pressure (In W.C.) |
|---------|--------------|--------------|--------------|-----------------|------------------|---------------------|-----------------------------------|
| GEW-054 | 05/16/16 | 50.9 | 41.9 | 0.0 | 7.2 | 151.7 | -0.4 |
| GEW-054 | 05/23/16 | 49.5 | 43.5 | 0.0 | 7.0 | 152.5 | 0.6 |
| GEW-054 | 05/23/16 | 48.7 | 43.6 | 0.0 | 7.7 | 152.7 | -0.2 |
| GEW-054 | 05/31/16 | 51.1 | 42.2 | 0.0 | 6.7 | 151.7 | -1.1 |
| GEW-054 | 05/31/16 | 50.5 | 43.0 | 0.0 | 6.5 | 151.7 | -1.1 |
| GEW-054 | 06/01/16 | 51.4 | 42.3 | 0.0 | 6.3 | 151.8 | -1.4 |
| GEW-054 | 06/01/16 | 51.1 | 42.6 | 0.0 | 6.3 | 151.3 | -0.5 |
| GEW-054 | 06/03/16 | 55.1 | 41.2 | 0.1 | 3.6 | 152.1 | 0.4 |
| GEW-054 | 06/03/16 | 54.3 | 41.4 | 0.1 | 4.2 | 152.5 | -0.9 |
| GEW-054 | 06/08/16 | 50.7 | 42.4 | 0.0 | 6.9 | 153.0 | -2.0 |
| GEW-054 | 06/08/16 | 50.4 | 42.8 | 0.0 | 6.8 | 154.0 | -2.1 |
| GEW-054 | 06/10/16 | 51.2 | 42.4 | 0.0 | 6.4 | 149.3 | -2.3 |
| GEW-054 | 06/10/16 | 51.4 | 42.5 | 0.0 | 6.1 | 149.5 | -3.0 |
| GEW-054 | 06/15/16 | 53.9 | 40.6 | 0.0 | 5.5 | 148.0 | -3.4 |
| GEW-054 | 06/15/16 | 52.2 | 42.0 | 0.0 | 5.8 | 148.0 | -2.9 |
| GEW-054 | 06/20/16 | 52.2 | 41.4 | 0.0 | 6.4 | 148.8 | -2.3 |
| GEW-054 | 06/20/16 | 51.4 | 42.6 | 0.0 | 6.0 | 148.8 | -2.3 |
| GEW-054 | 06/24/16 | 53.8 | 42.3 | 0.0 | 3.9 | 146.3 | -3.1 |
| GEW-054 | 06/24/16 | 53.3 | 41.6 | 0.0 | 5.1 | 146.3 | -3.1 |
| GEW-054 | 06/27/16 | 53.1 | 40.9 | 0.2 | 5.8 | 147.3 | -2.7 |
| GEW-054 | 06/27/16 | 52.1 | 42.6 | 0.2 | 5.1 | 147.3 | -2.8 |
| GEW-054 | 07/01/16 | 52.8 | 44.3 | 0.0 | 2.9 | 146.9 | -3.4 |
| GEW-054 | 07/01/16 | 52.4 | 43.2 | 0.0 | 4.4 | 146.8 | -3.5 |
| GEW-054 | 07/07/16 | 52.4 | 42.2 | 0.0 | 5.4 | 146.6 | -3.0 |
| GEW-054 | 07/07/16 | 52.1 | 43.0 | 0.0 | 4.9 | 146.6 | -3.1 |
| GEW-054 | 07/12/16 | 52.4 | 42.7 | 0.1 | 4.8 | 146.5 | -3.3 |
| GEW-054 | 07/12/16 | 51.8 | 42.6 | 0.1 | 5.5 | 146.6 | -3.3 |
| GEW-054 | 07/19/16 | 51.9 | 41.5 | 0.0 | 6.6 | 148.5 | -2.3 |
| GEW-054 | 07/19/16 | 52.1 | 41.4 | 0.0 | 6.5 | 148.6 | -2.4 |
| GEW-054 | 07/26/16 | 52.4 | 40.2 | 0.0 | 7.4 | 147.0 | -2.7 |
| GEW-054 | 07/26/16 | 51.5 | 42.1 | 0.1 | 6.3 | 147.1 | -2.8 |
| GEW-054 | 08/03/16 | 52.7 | 40.8 | 0.2 | 6.3 | 147.3 | -2.8 |
| GEW-054 | 08/03/16 | 52.0 | 42.1 | 0.3 | 5.6 | 147.3 | -2.7 |
| GEW-054 | 08/04/16 | 51.8 | 42.7 | 0.0 | 5.5 | 147.3 | -2.8 |
| GEW-054 | 08/04/16 | 51.5 | 43.3 | 0.0 | 5.2 | 147.1 | -3.2 |
| GEW-054 | 08/05/16 | 50.9 | 42.8 | 0.1 | 6.2 | 147.0 | -3.4 |
| GEW-054 | 08/10/16 | 52.2 | 42.3 | 0.1 | 5.4 | 144.0 | -3.1 |
| GEW-054 | 08/10/16 | 52.1 | 42.6 | 0.1 | 5.2 | 144.0 | -3.5 |
| GEW-054 | 08/15/16 | 52.2 | 41.2 | 0.0 | 6.6 | 142.2 | -3.8 |
| GEW-054 | 08/15/16 | 52.1 | 41.1 | 0.0 | 6.8 | 142.2 | -3.9 |
| GEW-054 | 08/24/16 | 53.0 | 40.6 | 0.3 | 6.1 | 146.6 | -3.0 |
| GEW-054 | 08/24/16 | 51.9 | 42.1 | 0.4 | 5.6 | 146.6 | -2.9 |
| GEW-054 | 08/25/16 | 57.7 | 42.1 | 0.2 | 0.0 | 146.2 | -3.4 |
| GEW-054 | 08/25/16 | 57.0 | 41.0 | 0.2 | 1.8 | 146.6 | -4.2 |
| GEW-054 | 08/26/16 | 53.0 | 41.5 | 0.0 | 5.5 | 145.9 | -4.9 |
| GEW-054 | 08/26/16 | 52.3 | 42.1 | 0.0 | 5.6 | 146.3 | -4.9 |
| GEW-054 | 08/29/16 | 52.7 | 43.2 | 0.0 | 4.1 | 146.2 | -4.7 |
| GEW-054 | 08/29/16 | 52.3 | 43.4 | 0.0 | 4.3 | 146.6 | -4.8 |
| GEW-054 | 08/30/16 | 52.0 | 43.1 | 0.0 | 4.9 | 146.2 | -4.9 |
| GEW-054 | 08/30/16 | 52.2 | 42.9 | 0.0 | 4.9 | 146.6 | -4.7 |
| GEW-054 | 09/09/16 | 51.9 | 42.9 | 0.0 | 5.2 | 145.5 | -4.9 |
| GEW-054 | 09/09/16 | 52.0 | 43.2 | 0.0 | 4.8 | 145.5 | -4.8 |
| GEW-054 | 09/12/16 | 53.1 | 41.2 | 0.0 | 5.7 | 145.8 | -4.8 |
| GEW-054 | 09/12/16 | 52.6 | 42.1 | 0.0 | 5.3 | 147.0 | -4.7 |
| GEW-054 | 09/15/16 | 58.8 | 41.1 | 0.1 | 0.0 | 146.2 | -2.9 |
| GEW-054 | 09/15/16 | 58.4 | 41.5 | 0.1 | 0.0 | 146.2 | -2.8 |

GEW-054 Wellhead Temperatures



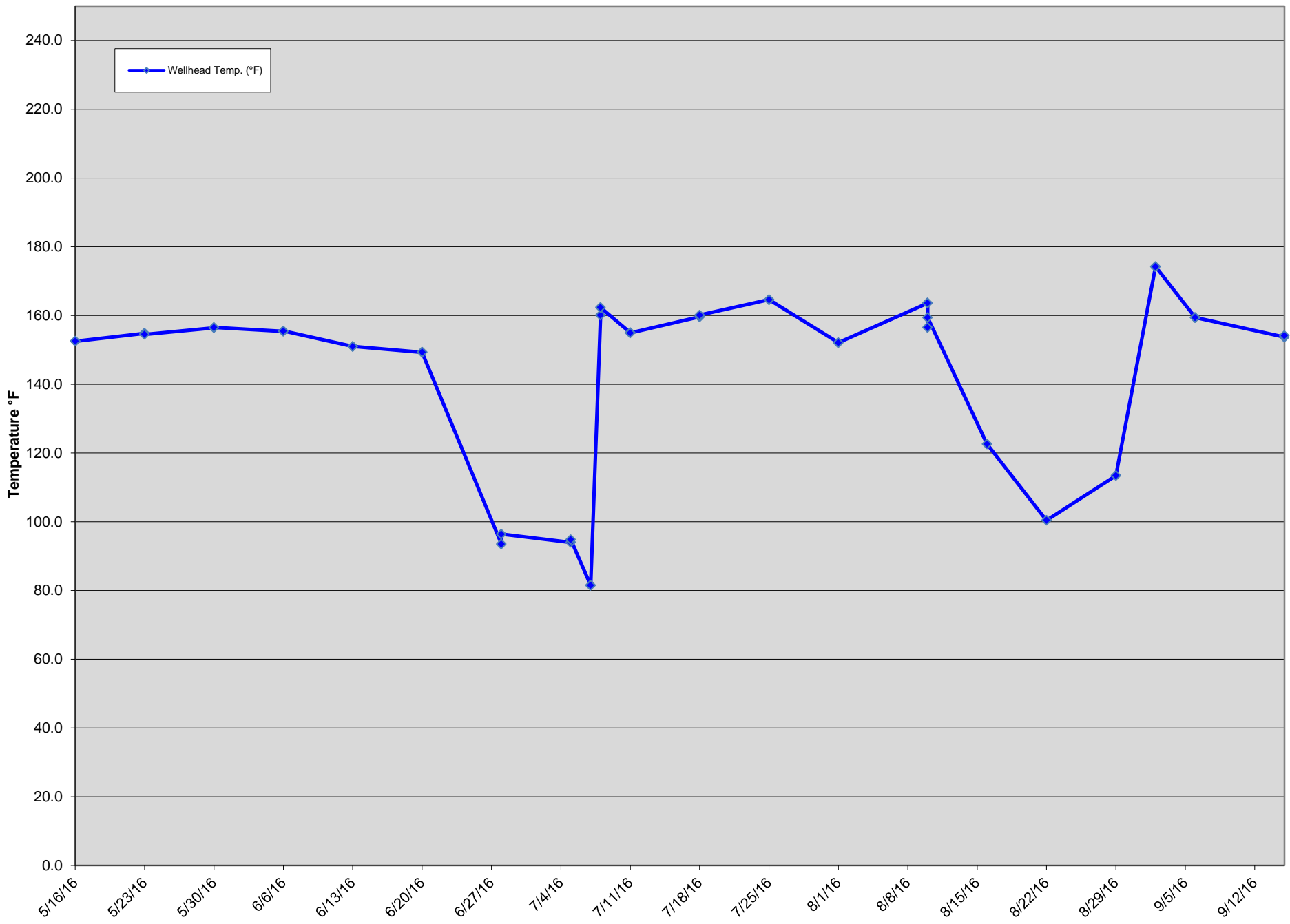
| GEW ID# | Reading Date | CH4 (% Vol.) | CO2 (% Vol.) | Oxygen (% Vol.) | Balance (% Vol.) | Wellhead Temp. (°F) | Initial Static Pressure (In W.C.) |
|---------|--------------|--------------|--------------|-----------------|------------------|---------------------|-----------------------------------|
| GEW-055 | 05/16/16 | 53.8 | 41.6 | 0.0 | 4.6 | 123.4 | -0.3 |
| GEW-055 | 05/23/16 | 51.5 | 43.4 | 0.0 | 5.1 | 126.7 | 0.2 |
| GEW-055 | 05/23/16 | 51.4 | 43.2 | 0.0 | 5.4 | 130.0 | -0.2 |
| GEW-055 | 05/31/16 | 51.9 | 42.2 | 0.0 | 5.9 | 126.0 | -1.3 |
| GEW-055 | 06/01/16 | 54.3 | 41.6 | 0.0 | 4.1 | 126.9 | -1.4 |
| GEW-055 | 06/01/16 | 54.3 | 41.8 | 0.0 | 3.9 | 125.3 | -1.0 |
| GEW-055 | 06/08/16 | 52.4 | 43.5 | 0.0 | 4.1 | 130.0 | -0.2 |
| GEW-055 | 06/08/16 | 52.2 | 42.9 | 0.0 | 4.9 | 130.0 | -0.2 |
| GEW-055 | 06/15/16 | 53.1 | 41.3 | 0.0 | 5.6 | 127.8 | -0.6 |
| GEW-055 | 06/20/16 | 53.0 | 42.2 | 0.1 | 4.7 | 127.6 | -0.2 |
| GEW-055 | 06/27/16 | 52.6 | 43.2 | 0.3 | 3.9 | 128.7 | -0.2 |
| GEW-055 | 07/07/16 | 52.8 | 43.5 | 0.0 | 3.7 | 127.5 | -0.3 |
| GEW-055 | 07/12/16 | 53.0 | 43.1 | 0.1 | 3.8 | 127.8 | -0.6 |
| GEW-055 | 07/12/16 | 53.3 | 43.0 | 0.1 | 3.6 | 127.5 | -0.6 |
| GEW-055 | 07/19/16 | 53.8 | 42.8 | 0.1 | 3.3 | 129.1 | 0.0 |
| GEW-055 | 07/26/16 | 52.8 | 41.2 | 0.1 | 5.9 | 127.5 | -0.1 |
| GEW-055 | 08/03/16 | 52.6 | 42.1 | 0.3 | 5.0 | 128.0 | -0.1 |
| GEW-055 | 08/10/16 | 52.1 | 42.4 | 0.2 | 5.3 | 128.5 | -0.1 |
| GEW-055 | 08/10/16 | 52.2 | 43.1 | 0.2 | 4.5 | 128.3 | -0.1 |
| GEW-055 | 08/15/16 | 52.3 | 41.8 | 0.0 | 5.9 | 123.4 | -0.2 |
| GEW-055 | 08/24/16 | 52.5 | 42.3 | 0.4 | 4.8 | 128.3 | 0.0 |
| GEW-055 | 08/24/16 | 52.6 | 42.4 | 0.4 | 4.6 | 128.9 | 0.0 |
| GEW-055 | 08/30/16 | 52.9 | 42.7 | 0.0 | 4.4 | 127.5 | -0.5 |
| GEW-055 | 09/09/16 | 53.4 | 43.1 | 0.0 | 3.5 | 126.3 | -0.4 |
| GEW-055 | 09/12/16 | 53.1 | 42.7 | 0.0 | 4.2 | 126.3 | -0.4 |
| GEW-055 | 09/12/16 | 53.6 | 42.1 | 0.0 | 4.3 | 126.0 | -0.4 |

GEW-055 Wellhead Temperatures



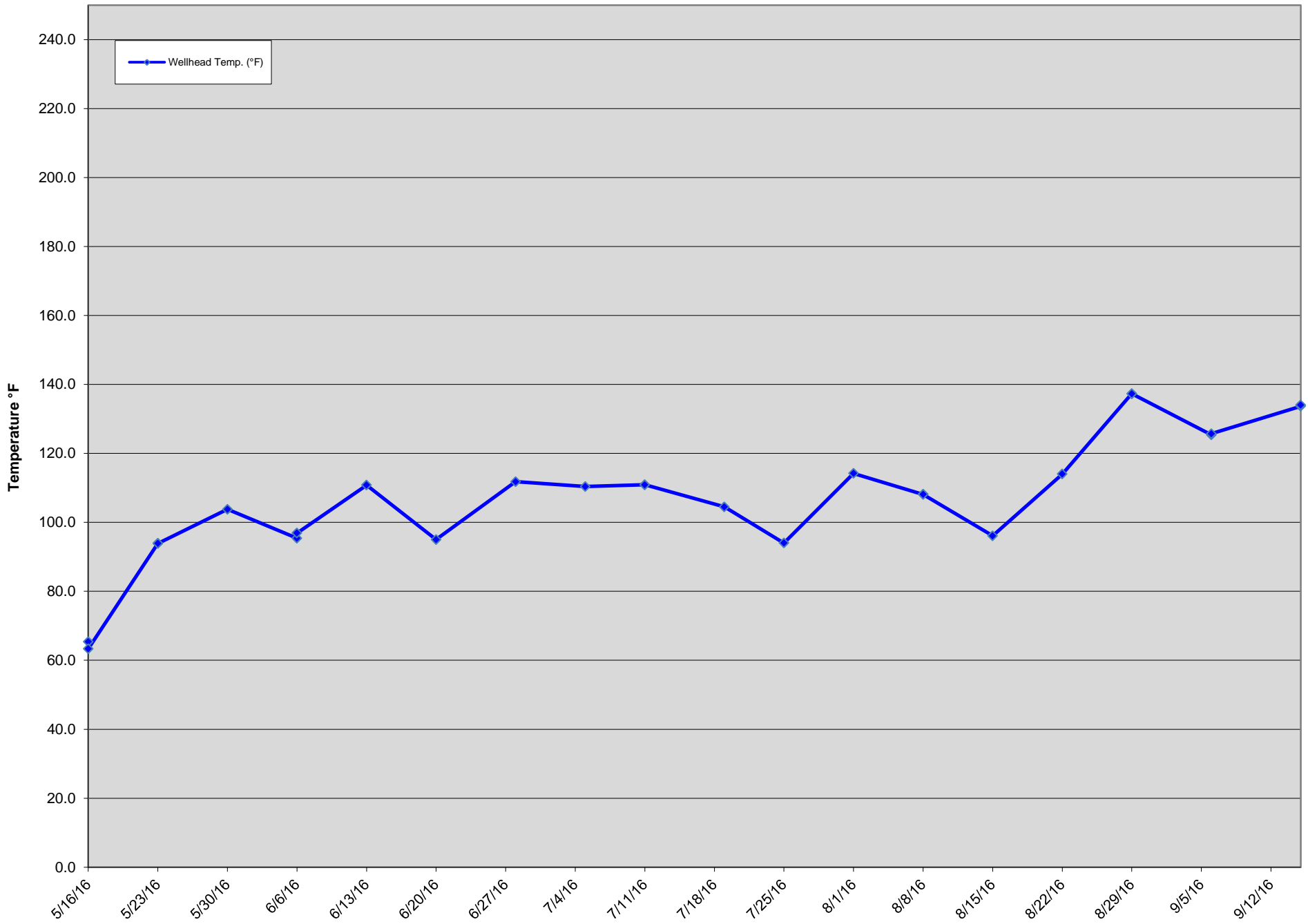
| GEW ID# | Reading Date | CH4 (% Vol.) | CO2 (% Vol.) | Oxygen (% Vol.) | Balance (% Vol.) | Wellhead Temp. (°F) | Initial Static Pressure (In W.C.) |
|----------|--------------|--------------|--------------|-----------------|------------------|---------------------|-----------------------------------|
| GEW-056R | 05/16/16 | 13.3 | 44.4 | 0.2 | 42.1 | 152.5 | -3.8 |
| GEW-056R | 05/16/16 | 13.3 | 44.0 | 0.1 | 42.6 | 152.5 | -3.7 |
| GEW-056R | 05/23/16 | 13.3 | 46.8 | 0.0 | 39.9 | 154.8 | -3.4 |
| GEW-056R | 05/23/16 | 13.3 | 47.2 | 0.1 | 39.4 | 154.5 | -3.5 |
| GEW-056R | 05/30/16 | 12.7 | 47.7 | 0.3 | 39.3 | 156.4 | -3.4 |
| GEW-056R | 05/30/16 | 12.7 | 46.8 | 0.4 | 40.1 | 156.5 | -3.5 |
| GEW-056R | 06/06/16 | 17.3 | 47.5 | 0.0 | 35.2 | 155.4 | -3.3 |
| GEW-056R | 06/06/16 | 16.1 | 45.9 | 0.0 | 38.0 | 155.5 | -3.4 |
| GEW-056R | 06/13/16 | 12.3 | 42.6 | 0.4 | 44.7 | 151.0 | -12.9 |
| GEW-056R | 06/13/16 | 12.8 | 42.2 | 0.4 | 44.6 | 151.0 | -13.9 |
| GEW-056R | 06/20/16 | 13.1 | 36.6 | 0.6 | 49.7 | 149.3 | -15.1 |
| GEW-056R | 06/20/16 | 12.7 | 38.6 | 0.6 | 48.1 | 149.3 | -15.7 |
| GEW-056R | 06/28/16 | 1.4 | 54.9 | 0.0 | 43.7 | 93.5 | 0.5 |
| GEW-056R | 06/28/16 | 0.7 | 56.1 | 0.0 | 43.2 | 96.4 | -1.2 |
| GEW-056R | 07/05/16 | 1.9 | 9.7 | 20.5 | 67.9 | 94.0 | -16.8 |
| GEW-056R | 07/05/16 | 1.8 | 4.4 | 20.8 | 73.0 | 94.8 | -17.2 |
| GEW-056R | 07/07/16 | 1.7 | 8.3 | 20.6 | 69.4 | 81.5 | -18.1 |
| GEW-056R | 07/07/16 | 1.6 | 5.8 | 20.8 | 71.8 | 81.5 | -18.0 |
| GEW-056R | 07/08/16 | 1.0 | 56.9 | 0.0 | 42.1 | 160.1 | -6.4 |
| GEW-056R | 07/08/16 | 1.2 | 56.6 | 0.0 | 42.2 | 162.3 | -6.1 |
| GEW-056R | 07/11/16 | 20.1 | 48.5 | 0.1 | 31.3 | 155.0 | -4.0 |
| GEW-056R | 07/11/16 | 19.4 | 49.3 | 0.0 | 31.3 | 154.9 | -3.5 |
| GEW-056R | 07/18/16 | 16.6 | 50.0 | 0.1 | 33.3 | 159.6 | -2.3 |
| GEW-056R | 07/18/16 | 16.9 | 51.5 | 0.1 | 31.5 | 160.1 | -2.3 |
| GEW-056R | 07/25/16 | 16.0 | 53.8 | 0.3 | 29.9 | 164.6 | -2.9 |
| GEW-056R | 07/25/16 | 16.5 | 53.8 | 0.2 | 29.5 | 164.6 | -3.0 |
| GEW-056R | 08/01/16 | 13.4 | 49.5 | 0.0 | 37.1 | 152.1 | -1.8 |
| GEW-056R | 08/01/16 | 15.4 | 47.0 | 0.0 | 37.6 | 152.1 | -1.8 |
| GEW-056R | 08/10/16 | 18.8 | 51.3 | 0.4 | 29.5 | 163.6 | -3.1 |
| GEW-056R | 08/10/16 | 19.5 | 49.5 | 0.5 | 30.5 | 163.6 | -3.6 |
| GEW-056R | 08/10/16 | 18.9 | 48.8 | 0.3 | 32.0 | 156.5 | -7.2 |
| GEW-056R | 08/10/16 | 18.9 | 49.2 | 0.3 | 31.6 | 159.4 | -4.7 |
| GEW-056R | 08/16/16 | 17.9 | 46.8 | 0.1 | 35.2 | 122.6 | -3.0 |
| GEW-056R | 08/22/16 | 1.5 | 53.2 | 0.2 | 45.1 | 100.4 | -1.7 |
| GEW-056R | 08/29/16 | 2.0 | 56.5 | 0.5 | 41.0 | 113.4 | -1.2 |
| GEW-056R | 09/02/16 | 18.8 | 56.7 | 0.3 | 24.2 | 174.2 | -4.5 |
| GEW-056R | 09/02/16 | 18.9 | 57.7 | 0.3 | 23.1 | 174.2 | -4.5 |
| GEW-056R | 09/06/16 | 23.3 | 45.5 | 0.4 | 30.8 | 159.4 | -5.3 |
| GEW-056R | 09/06/16 | 24.3 | 46.6 | 0.5 | 28.6 | 159.4 | -5.2 |
| GEW-056R | 09/15/16 | 21.2 | 45.2 | 0.3 | 33.3 | 153.7 | -5.0 |
| GEW-056R | 09/15/16 | 22.1 | 43.5 | 0.3 | 34.1 | 154.1 | -5.0 |

GEW-056R Wellhead Temperatures



| GEW ID# | Reading Date | CH4 (% Vol.) | CO2 (% Vol.) | Oxygen (% Vol.) | Balance (% Vol.) | Wellhead Temp. (°F) | Initial Static Pressure (In W.C.) |
|---------|--------------|--------------|--------------|-----------------|------------------|---------------------|-----------------------------------|
| GEW-109 | 05/16/16 | 12.1 | 52.1 | 0.4 | 35.4 | 65.4 | -5.8 |
| GEW-109 | 05/16/16 | 12.4 | 52.1 | 0.1 | 35.4 | 63.3 | -1.2 |
| GEW-109 | 05/23/16 | 7.3 | 62.6 | 0.0 | 30.1 | 93.9 | 0.2 |
| GEW-109 | 05/23/16 | 7.6 | 63.0 | 0.0 | 29.4 | 93.9 | -0.3 |
| GEW-109 | 05/30/16 | 13.9 | 55.4 | 0.4 | 30.3 | 103.8 | -0.5 |
| GEW-109 | 06/06/16 | 11.9 | 56.1 | 0.1 | 31.9 | 95.4 | -0.7 |
| GEW-109 | 06/06/16 | 12.7 | 55.0 | 0.2 | 32.1 | 96.9 | -0.6 |
| GEW-109 | 06/13/16 | 11.6 | 61.0 | 0.1 | 27.3 | 110.8 | -0.1 |
| GEW-109 | 06/20/16 | 8.8 | 61.0 | 0.2 | 30.0 | 95.0 | -0.1 |
| GEW-109 | 06/28/16 | 10.3 | 52.3 | 0.0 | 37.4 | 111.8 | -7.9 |
| GEW-109 | 07/05/16 | 11.9 | 50.6 | 0.0 | 37.5 | 110.4 | -7.2 |
| GEW-109 | 07/11/16 | 10.5 | 51.9 | 0.0 | 37.6 | 110.9 | -6.9 |
| GEW-109 | 07/11/16 | 11.3 | 49.5 | 0.0 | 39.2 | 110.9 | -7.4 |
| GEW-109 | 07/19/16 | 13.6 | 49.4 | 0.0 | 37.0 | 104.5 | -9.8 |
| GEW-109 | 07/25/16 | 13.2 | 42.8 | 1.9 | 42.1 | 94.0 | -9.7 |
| GEW-109 | 08/01/16 | 12.0 | 45.0 | 0.0 | 43.0 | 114.2 | -9.6 |
| GEW-109 | 08/08/16 | 12.0 | 42.8 | 0.1 | 45.1 | 108.1 | -9.4 |
| GEW-109 | 08/08/16 | 12.5 | 43.2 | 0.2 | 44.1 | 108.1 | -9.3 |
| GEW-109 | 08/15/16 | 9.6 | 48.3 | 0.2 | 41.9 | 96.1 | -8.5 |
| GEW-109 | 08/22/16 | 13.3 | 50.6 | 0.1 | 36.0 | 114.0 | -7.3 |
| GEW-109 | 08/29/16 | 20.1 | 55.7 | 0.4 | 23.8 | 137.3 | -17.5 |
| GEW-109 | 08/29/16 | 21.4 | 53.3 | 0.4 | 24.9 | 137.3 | -17.5 |
| GEW-109 | 09/06/16 | 22.5 | 54.8 | 0.6 | 22.1 | 125.4 | -18.1 |
| GEW-109 | 09/06/16 | 22.6 | 52.0 | 0.6 | 24.8 | 125.7 | -18.6 |
| GEW-109 | 09/15/16 | 20.6 | 55.5 | 0.4 | 23.5 | 133.7 | -18.6 |
| GEW-109 | 09/15/16 | 20.8 | 54.4 | 0.2 | 24.6 | 134.0 | -18.6 |

GEW-109 Wellhead Temperatures



| GEW ID# | Reading Date | CH4 (% Vol.) | CO2 (% Vol.) | Oxygen (% Vol.) | Balance (% Vol.) | Wellhead Temp. (°F) | Initial Static Pressure (In W.C.) |
|---------|--------------|--------------|--------------|-----------------|------------------|---------------------|-----------------------------------|
| GEW-110 | 05/16/16 | 2.0 | 17.3 | 16.3 | 64.4 | 86.3 | -0.2 |
| GEW-110 | 05/16/16 | 1.8 | 16.6 | 15.9 | 65.7 | 86.5 | -0.2 |
| GEW-110 | 05/23/16 | 11.1 | 34.4 | 3.6 | 50.9 | 108.2 | -0.2 |
| GEW-110 | 05/30/16 | 2.2 | 16.8 | 13.9 | 67.1 | 102.5 | -0.1 |
| GEW-110 | 05/30/16 | 2.4 | 17.3 | 13.5 | 66.8 | 102.8 | -0.1 |
| GEW-110 | 06/06/16 | 16.9 | 36.5 | 2.1 | 44.5 | 106.0 | -0.1 |
| GEW-110 | 06/06/16 | 16.2 | 36.0 | 2.6 | 45.2 | 107.6 | -0.1 |
| GEW-110 | 06/13/16 | 12.5 | 50.3 | 0.9 | 36.3 | 111.7 | -0.1 |
| GEW-110 | 06/20/16 | 10.6 | 30.2 | 5.9 | 53.3 | 107.0 | -0.1 |
| GEW-110 | 06/20/16 | 10.3 | 29.6 | 5.9 | 54.2 | 107.0 | -0.1 |
| GEW-110 | 06/28/16 | 14.2 | 53.3 | 0.0 | 32.5 | 94.4 | 0.0 |
| GEW-110 | 06/28/16 | 11.0 | 49.9 | 0.0 | 39.1 | 106.3 | 0.0 |
| GEW-110 | 07/05/16 | 12.8 | 36.4 | 1.5 | 49.3 | 112.8 | -0.1 |
| GEW-110 | 07/11/16 | 12.6 | 36.0 | 2.3 | 49.1 | 113.3 | 0.0 |
| GEW-110 | 07/11/16 | 12.0 | 34.9 | 2.5 | 50.6 | 113.7 | 0.0 |
| GEW-110 | 07/18/16 | 0.3 | 18.3 | 17.0 | 64.4 | 111.1 | 0.0 |
| GEW-110 | 07/18/16 | 0.3 | 15.2 | 17.2 | 67.3 | 111.2 | 0.0 |
| GEW-110 | 07/25/16 | 0.8 | 9.6 | 17.8 | 71.8 | 109.5 | 0.0 |
| GEW-110 | 07/25/16 | 0.8 | 9.1 | 17.8 | 72.3 | 109.4 | 0.0 |
| GEW-110 | 08/01/16 | 1.5 | 21.8 | 16.2 | 60.5 | 112.3 | 0.0 |
| GEW-110 | 08/01/16 | 1.5 | 16.6 | 16.5 | 65.4 | 112.4 | 0.0 |
| GEW-110 | 08/10/16 | 1.8 | 10.4 | 18.1 | 69.7 | 106.5 | 0.0 |
| GEW-110 | 08/10/16 | 1.8 | 10.4 | 17.6 | 70.2 | 108.8 | 0.0 |
| GEW-110 | 08/16/16 | 1.3 | 10.9 | 18.4 | 69.4 | 94.6 | 0.0 |
| GEW-110 | 08/16/16 | 1.4 | 9.8 | 18.7 | 70.1 | 94.4 | 0.0 |
| GEW-110 | 08/22/16 | 2.6 | 12.2 | 17.3 | 67.9 | 97.2 | 0.0 |
| GEW-110 | 08/22/16 | 2.5 | 10.0 | 17.5 | 70.0 | 97.3 | 0.0 |
| GEW-110 | 08/29/16 | 3.6 | 11.8 | 17.3 | 67.3 | 112.8 | 0.0 |
| GEW-110 | 08/29/16 | 3.7 | 9.3 | 17.4 | 69.6 | 113.0 | 0.0 |
| GEW-110 | 08/31/16 | 3.0 | 11.1 | 16.7 | 69.2 | 104.1 | 0.0 |
| GEW-110 | 08/31/16 | 3.0 | 10.9 | 16.3 | 69.8 | 104.1 | 0.0 |
| GEW-110 | 09/06/16 | 1.2 | 4.9 | 18.4 | 75.5 | 117.9 | -0.3 |
| GEW-110 | 09/06/16 | 1.3 | 3.8 | 18.4 | 76.5 | 118.4 | -0.3 |
| GEW-110 | 09/15/16 | 1.9 | 4.1 | 19.5 | 74.5 | 100.2 | -0.4 |
| GEW-110 | 09/15/16 | 1.8 | 3.8 | 19.5 | 74.9 | 100.4 | -0.4 |

GEW-110 Wellhead Temperatures

