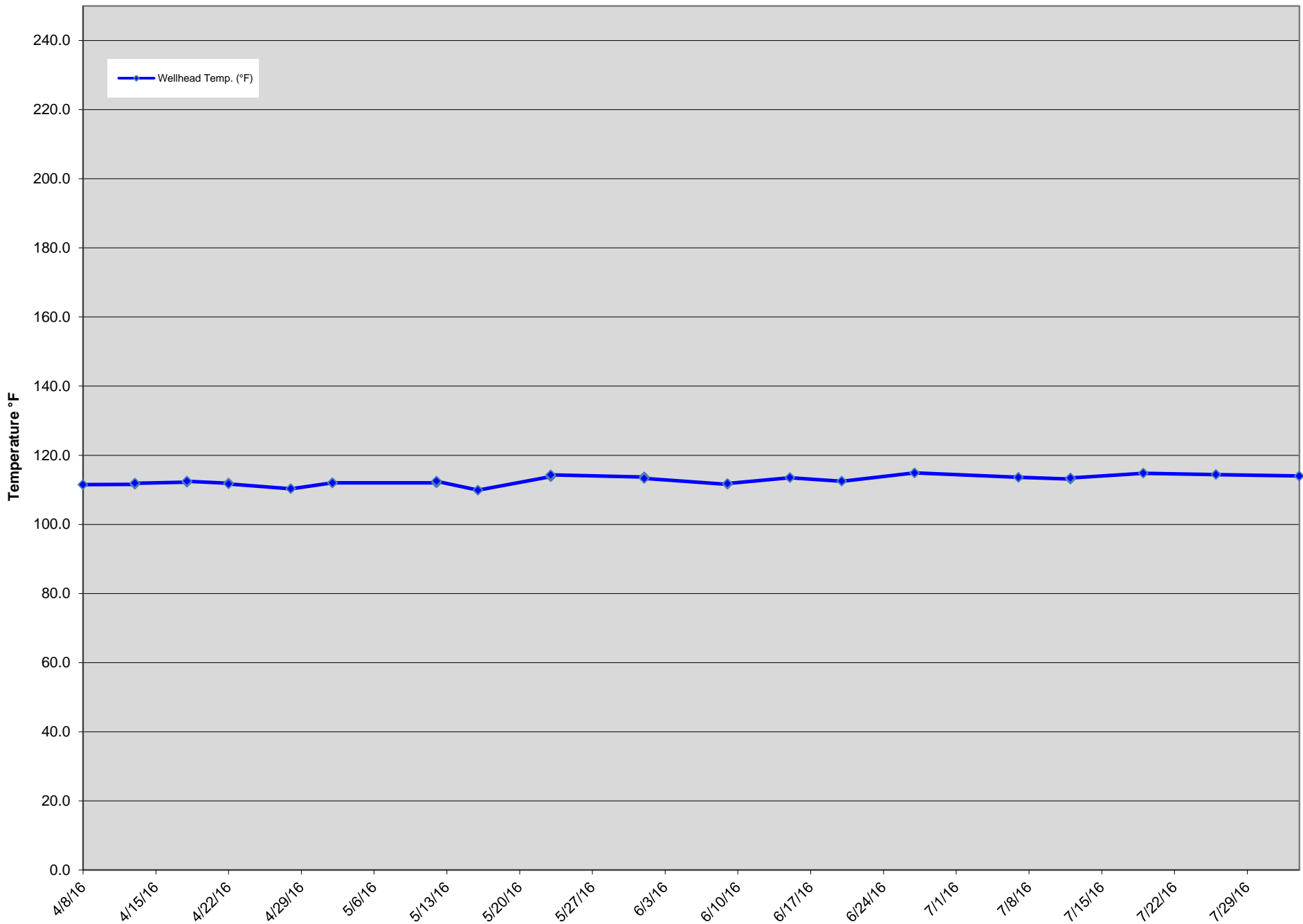


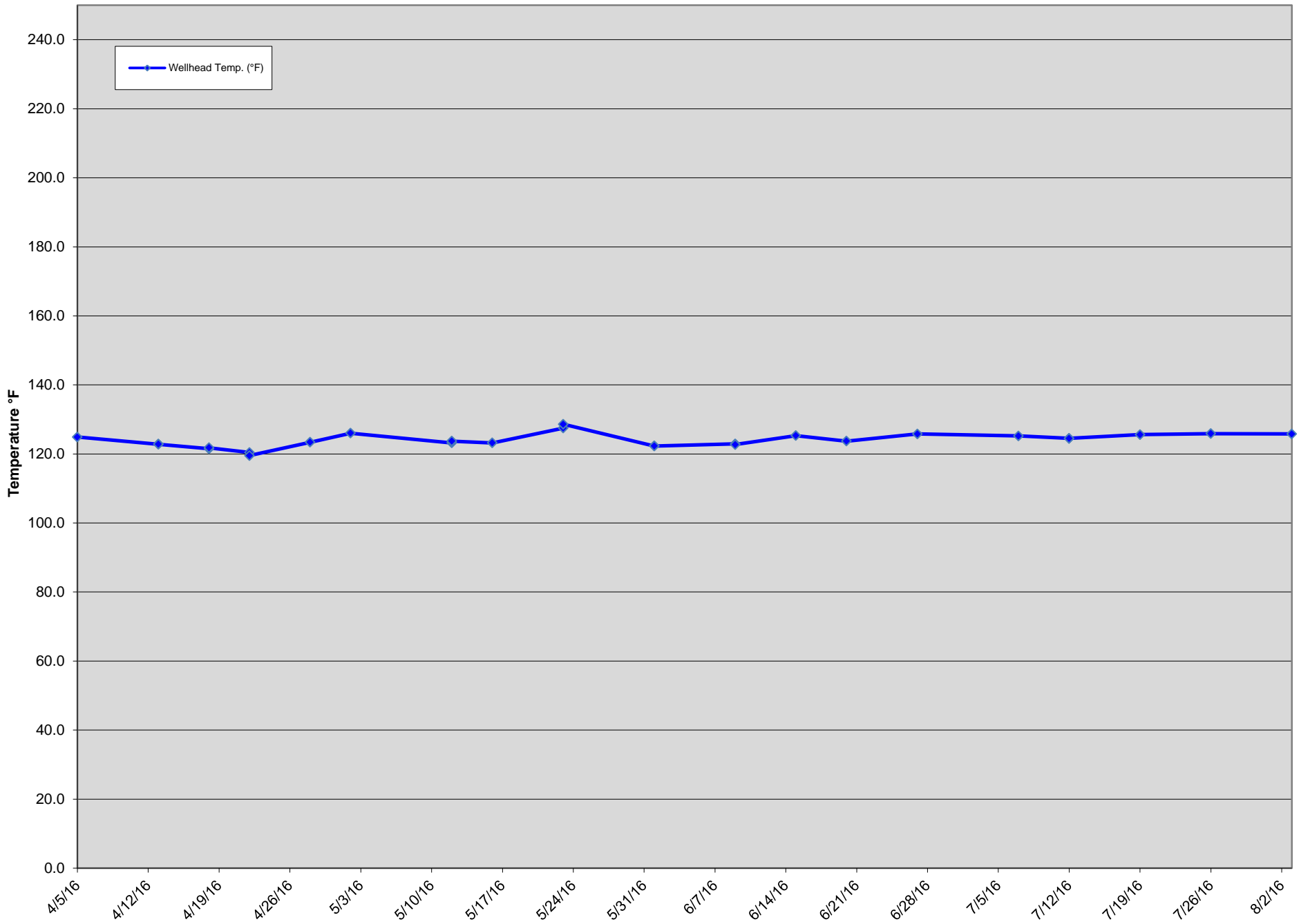
GEW ID#	Reading Date	CH4 (% Vol.)	CO2 (% Vol.)	Oxygen (% Vol.)	Balance (% Vol.)	Wellhead Temp. (°F)	Initial Static Pressure (In W.C.)
GEW-008	04/08/16	56.3	38.0	0.0	5.7	111.5	-0.9
GEW-008	04/13/16	54.5	45.4	0.1	0.0	111.6	-0.2
GEW-008	04/13/16	54.1	45.5	0.1	0.3	111.9	-0.2
GEW-008	04/18/16	54.0	42.4	0.0	3.6	112.2	-0.6
GEW-008	04/18/16	51.4	45.8	0.0	2.8	112.5	-0.6
GEW-008	04/22/16	50.9	45.1	0.2	3.8	111.9	-0.7
GEW-008	04/22/16	50.1	46.3	0.2	3.4	111.7	-0.6
GEW-008	04/28/16	51.0	43.7	0.0	5.3	110.3	-0.2
GEW-008	05/02/16	50.5	46.4	0.0	3.1	112.0	0.1
GEW-008	05/02/16	50.6	46.4	0.0	3.0	112.0	-0.1
GEW-008	05/12/16	51.3	45.3	0.0	3.4	112.0	-0.4
GEW-008	05/12/16	51.3	45.7	0.0	3.0	112.5	-0.4
GEW-008	05/16/16	50.7	43.5	0.0	5.8	109.9	-0.3
GEW-008	05/23/16	50.6	43.8	0.0	5.6	113.8	0.1
GEW-008	05/23/16	48.6	45.7	0.0	5.7	114.3	-0.1
GEW-008	06/01/16	50.1	43.9	0.0	6.0	113.7	-1.5
GEW-008	06/01/16	49.5	45.7	0.0	4.8	113.3	-0.9
GEW-008	06/09/16	50.7	46.1	0.0	3.2	111.6	-0.3
GEW-008	06/09/16	50.6	46.8	0.0	2.6	111.8	-0.3
GEW-008	06/15/16	50.1	44.4	0.0	5.5	113.5	-0.4
GEW-008	06/20/16	50.3	45.7	0.1	3.9	112.5	-0.4
GEW-008	06/27/16	50.7	44.4	0.3	4.6	114.9	-0.3
GEW-008	07/07/16	50.2	45.9	0.0	3.9	113.6	-0.3
GEW-008	07/12/16	50.3	46.0	0.2	3.5	113.1	-0.6
GEW-008	07/12/16	50.6	46.1	0.2	3.1	113.4	-0.6
GEW-008	07/19/16	51.0	45.0	0.1	3.9	114.8	-0.2
GEW-008	07/26/16	50.7	43.4	0.1	5.8	114.4	-0.3
GEW-008	08/03/16	51.8	43.5	0.3	4.4	114.0	-0.3

# GEW-008 Wellhead Temperatures



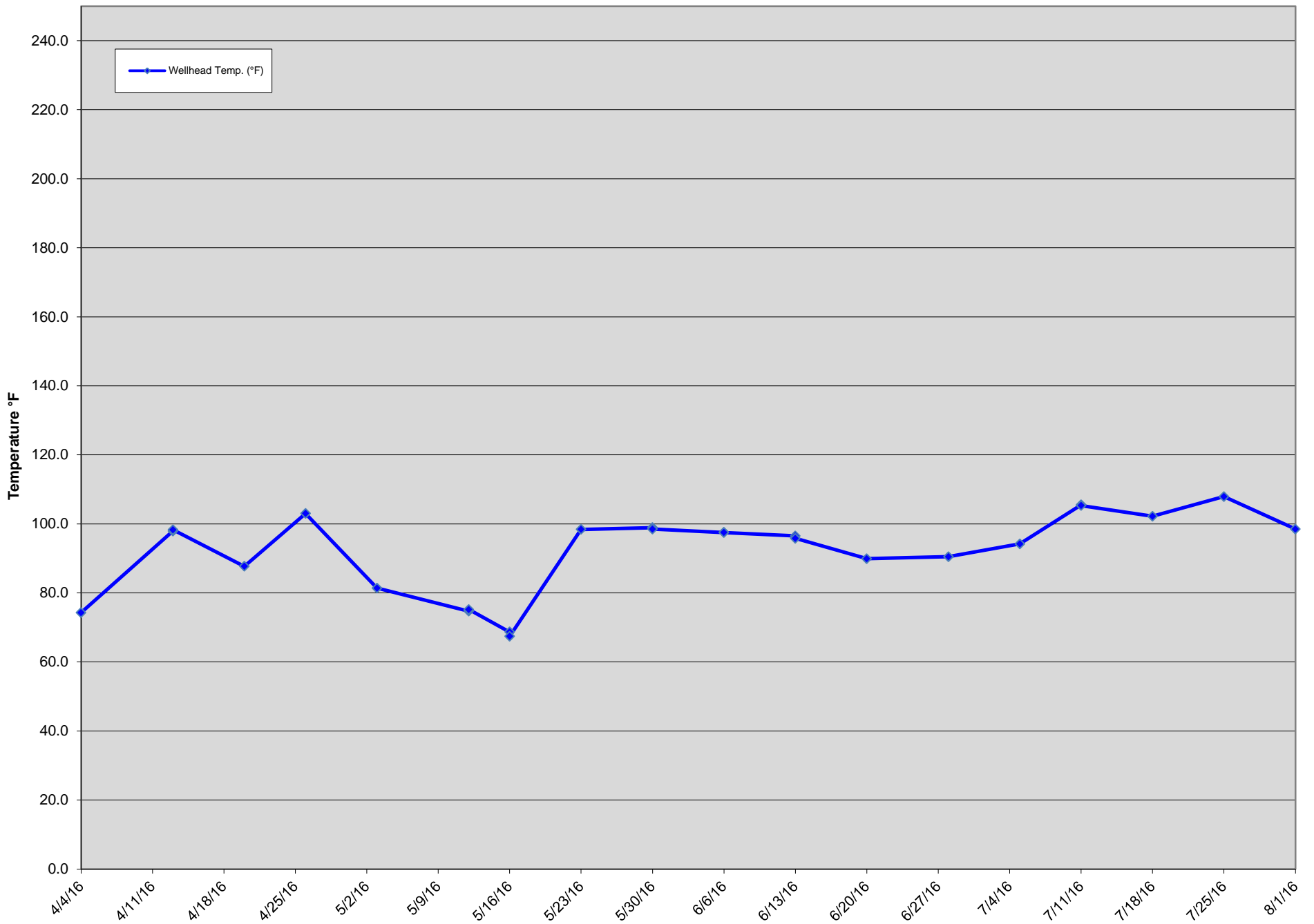
GEW ID#	Reading Date	CH4 (% Vol.)	CO2 (% Vol.)	Oxygen (% Vol.)	Balance (% Vol.)	Wellhead Temp. (°F)	Initial Static Pressure (In W.C.)
GEW-009	04/05/16	55.5	36.2	0.0	8.3	124.9	0.0
GEW-009	04/13/16	56.7	42.2	0.0	1.1	122.8	-0.1
GEW-009	04/13/16	56.2	40.6	0.0	3.2	122.8	-0.1
GEW-009	04/18/16	50.9	43.2	0.0	5.9	121.5	-0.3
GEW-009	04/18/16	52.3	42.0	0.0	5.7	121.8	-0.3
GEW-009	04/22/16	50.6	43.7	0.2	5.5	120.4	-0.4
GEW-009	04/22/16	50.9	43.6	0.2	5.3	119.5	-0.2
GEW-009	04/28/16	52.9	43.0	0.0	4.1	123.4	-0.2
GEW-009	05/02/16	54.0	42.9	0.0	3.1	126.0	0.0
GEW-009	05/12/16	54.3	42.7	0.0	3.0	123.2	-0.2
GEW-009	05/12/16	54.6	41.9	0.0	3.5	123.7	-0.2
GEW-009	05/16/16	53.8	42.8	0.0	3.4	123.2	-0.1
GEW-009	05/23/16	53.6	41.8	0.0	4.6	127.5	0.1
GEW-009	05/23/16	52.0	43.4	0.0	4.6	128.6	-0.1
GEW-009	06/01/16	48.8	41.8	0.0	9.4	122.3	-0.4
GEW-009	06/01/16	49.3	41.8	0.0	8.9	122.3	-0.4
GEW-009	06/09/16	52.2	43.2	0.0	4.6	122.9	-0.2
GEW-009	06/09/16	52.6	42.5	0.0	4.9	122.7	-0.2
GEW-009	06/15/16	52.3	42.0	0.0	5.7	125.3	-0.3
GEW-009	06/20/16	52.1	42.3	0.0	5.6	123.7	-0.2
GEW-009	06/27/16	52.2	42.1	0.3	5.4	125.8	-0.2
GEW-009	07/07/16	52.8	42.2	0.0	5.0	125.2	-0.2
GEW-009	07/12/16	53.3	43.0	0.1	3.6	124.5	-0.4
GEW-009	07/12/16	54.0	42.4	0.1	3.5	124.5	-0.4
GEW-009	07/19/16	54.7	41.2	0.1	4.0	125.6	-0.1
GEW-009	07/26/16	53.0	41.3	0.1	5.6	125.9	-0.2
GEW-009	08/03/16	53.4	41.6	0.3	4.7	125.8	-0.2

# GEW-009 Wellhead Temperatures



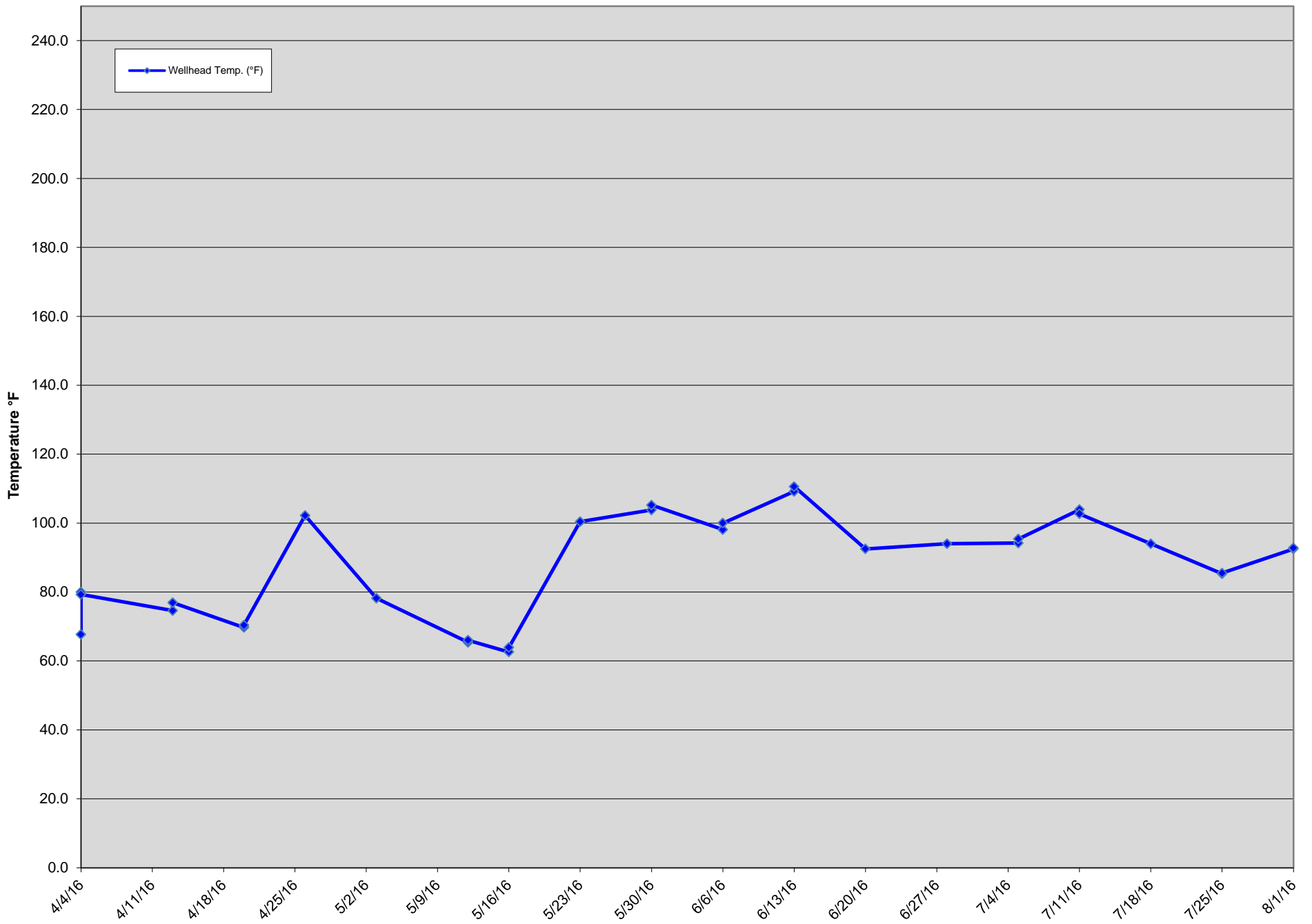
GEW ID#	Reading Date	CH4 (% Vol.)	CO2 (% Vol.)	Oxygen (% Vol.)	Balance (% Vol.)	Wellhead Temp. (°F)	Initial Static Pressure (In W.C.)
GEW-010	04/04/16	40.6	51.1	0.3	8.0	74.3	-16.5
GEW-010	04/13/16	45.7	49.9	0.2	4.2	97.9	-16.4
GEW-010	04/13/16	46.1	50.4	0.2	3.3	98.3	-16.5
GEW-010	04/20/16	39.4	51.2	0.7	8.7	87.7	-17.8
GEW-010	04/26/16	44.2	48.5	0.9	6.4	103.0	-12.9
GEW-010	05/03/16	46.5	47.1	0.1	6.3	81.4	-11.0
GEW-010	05/12/16	44.7	47.1	0.6	7.6	74.7	-11.2
GEW-010	05/12/16	45.7	46.8	0.6	6.9	75.2	-11.2
GEW-010	05/16/16	46.3	45.6	1.1	7.0	68.7	-10.4
GEW-010	05/16/16	46.7	46.1	1.1	6.1	67.4	-9.1
GEW-010	05/23/16	43.4	44.8	1.2	10.6	98.4	-6.1
GEW-010	05/30/16	55.4	44.0	0.6	0.0	98.9	-4.9
GEW-010	05/30/16	55.4	44.0	0.6	0.0	98.5	-3.8
GEW-010	06/06/16	55.1	44.9	0.0	0.0	97.5	-0.8
GEW-010	06/06/16	56.6	43.0	0.0	0.4	97.5	-0.6
GEW-010	06/13/16	50.5	43.7	0.2	5.6	96.5	-2.0
GEW-010	06/13/16	51.1	43.2	0.1	5.6	95.8	-1.0
GEW-010	06/20/16	52.9	45.4	0.3	1.4	89.9	-1.2
GEW-010	06/28/16	52.5	43.9	0.0	3.6	90.5	-1.4
GEW-010	07/05/16	50.4	44.6	0.0	5.0	94.2	-3.0
GEW-010	07/11/16	46.0	44.3	0.1	9.6	105.5	-10.1
GEW-010	07/11/16	45.8	44.1	0.2	9.9	105.3	-10.1
GEW-010	07/18/16	44.9	47.5	0.5	7.1	102.2	-8.8
GEW-010	07/25/16	43.8	45.7	1.2	9.3	107.9	-6.8
GEW-010	08/01/16	45.8	44.0	1.0	9.2	98.5	-6.1

# GEW-010 Wellhead Temperatures



GEW ID#	Reading Date	CH4 (% Vol.)	CO2 (% Vol.)	Oxygen (% Vol.)	Balance (% Vol.)	Wellhead Temp. (°F)	Initial Static Pressure (In W.C.)
GEW-038	04/04/16	0.5	49.7	4.2	45.6	67.7	-1.6
GEW-038	04/04/16	0.1	21.8	15.2	62.9	80.0	-16.5
GEW-038	04/04/16	0.1	19.9	15.8	64.2	79.3	-1.1
GEW-038	04/13/16	0.3	40.4	9.6	49.7	74.6	-2.9
GEW-038	04/13/16	0.3	51.5	5.0	43.2	76.9	-2.1
GEW-038	04/20/16	0.4	52.6	4.6	42.4	69.7	-3.7
GEW-038	04/20/16	0.4	53.3	4.2	42.1	70.4	-1.9
GEW-038	04/26/16	1.7	52.4	3.3	42.6	102.2	-0.2
GEW-038	05/03/16	0.6	53.5	2.9	43.0	78.2	-2.0
GEW-038	05/12/16	0.5	56.3	3.5	39.7	65.4	-2.4
GEW-038	05/12/16	0.3	54.4	4.2	41.1	66.0	-2.4
GEW-038	05/16/16	0.6	54.1	4.4	40.9	62.6	-0.9
GEW-038	05/16/16	0.6	54.6	3.7	41.1	63.9	-0.2
GEW-038	05/23/16	0.4	52.1	4.7	42.8	100.4	-1.6
GEW-038	05/30/16	1.1	48.5	4.9	45.5	103.8	-2.7
GEW-038	05/30/16	1.3	50.7	3.9	44.1	105.2	-1.1
GEW-038	06/06/16	0.6	53.0	3.4	43.0	98.1	-1.4
GEW-038	06/06/16	0.2	48.7	3.4	47.7	100.0	-1.0
GEW-038	06/13/16	0.8	52.3	4.6	42.3	109.2	-0.5
GEW-038	06/13/16	0.6	51.6	4.4	43.4	110.6	-0.7
GEW-038	06/20/16	0.8	53.5	4.8	40.9	92.5	-2.8
GEW-038	06/28/16	0.6	51.5	4.6	43.3	94.0	-2.8
GEW-038	07/05/16	0.3	45.0	7.7	47.0	94.2	-11.1
GEW-038	07/05/16	0.3	44.4	8.0	47.3	95.4	-11.4
GEW-038	07/11/16	0.5	48.2	4.9	46.4	103.9	-9.4
GEW-038	07/11/16	0.4	46.6	3.6	49.4	102.7	-6.3
GEW-038	07/18/16	0.4	52.6	4.5	42.5	94.0	-6.8
GEW-038	07/25/16	0.4	47.0	6.1	46.5	85.3	-9.7
GEW-038	07/25/16	0.4	46.9	7.1	45.6	85.5	-9.8
GEW-038	08/01/16	0.6	49.8	5.8	43.8	92.5	-9.1
GEW-038	08/01/16	0.3	49.0	5.8	44.9	92.8	-1.1

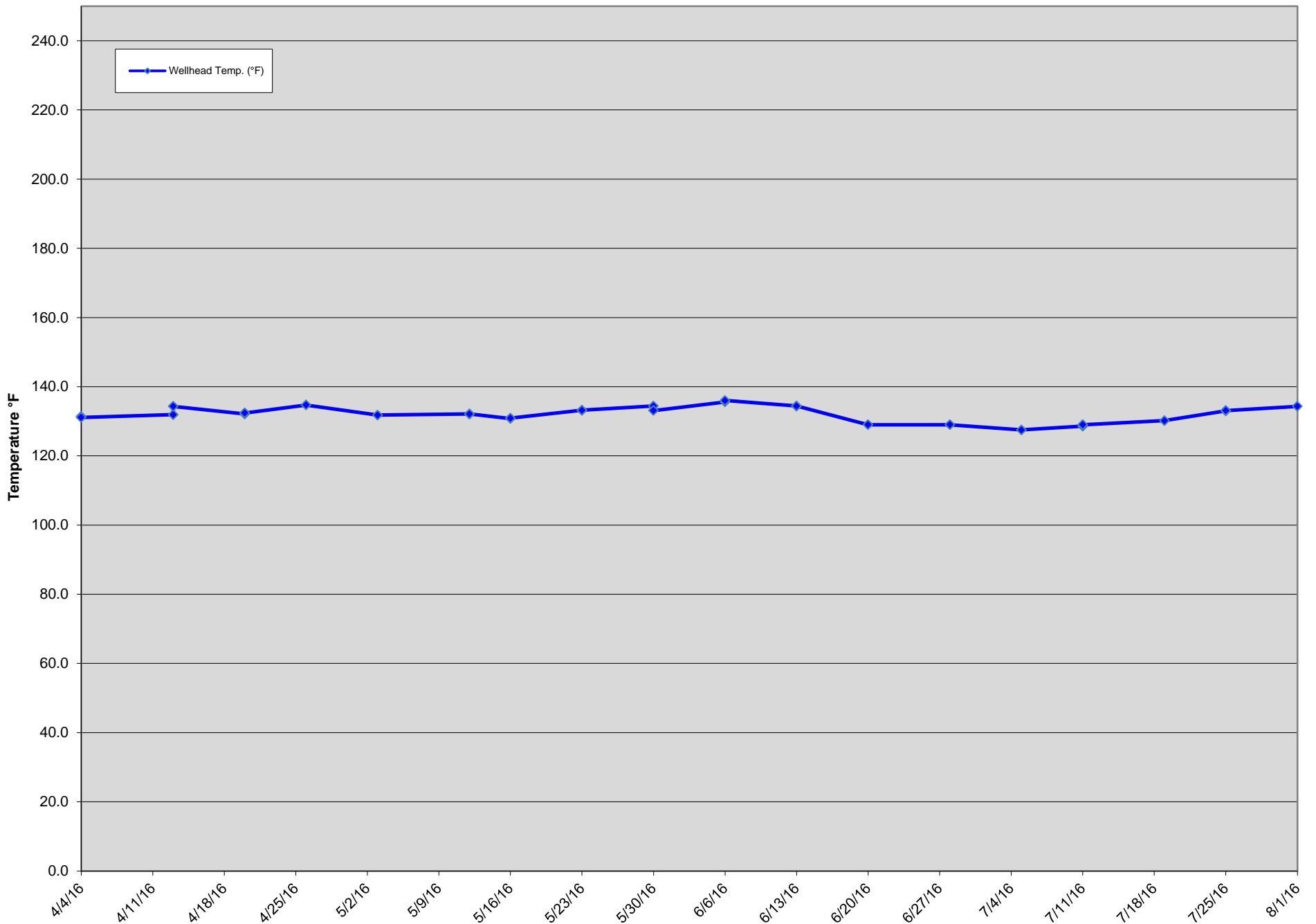
# GEW-038 Wellhead Temperatures





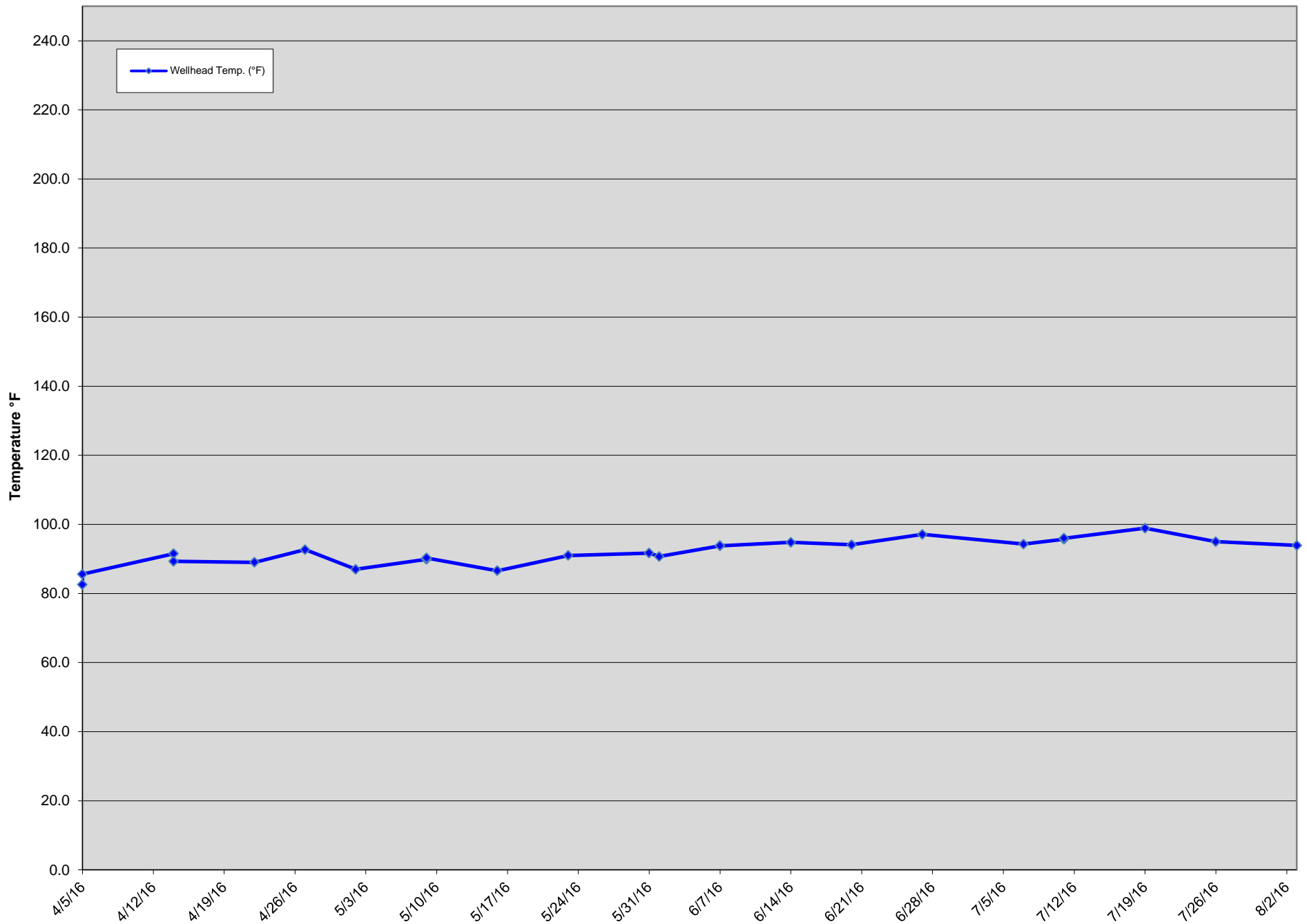
GEW ID#	Reading Date	CH4 (% Vol.)	CO2 (% Vol.)	Oxygen (% Vol.)	Balance (% Vol.)	Wellhead Temp. (°F)	Initial Static Pressure (In W.C.)
GEW-039	04/04/16	40.9	55.5	0.0	3.6	131.4	-0.3
GEW-039	04/04/16	41.1	53.7	0.0	5.2	131.1	-0.3
GEW-039	04/13/16	38.9	55.6	0.0	5.5	131.9	0.1
GEW-039	04/13/16	38.6	54.8	0.1	6.5	134.3	-0.1
GEW-039	04/20/16	38.8	53.1	0.1	8.0	132.1	-0.6
GEW-039	04/20/16	38.8	52.8	0.1	8.3	132.4	-0.5
GEW-039	04/26/16	43.4	50.4	0.1	6.1	134.7	-0.4
GEW-039	05/03/16	38.1	52.1	0.0	9.8	131.8	-0.7
GEW-039	05/12/16	35.6	51.3	0.0	13.1	132.1	-0.8
GEW-039	05/12/16	36.6	51.3	0.0	12.1	132.1	-0.7
GEW-039	05/16/16	39.8	48.6	0.0	11.6	130.8	-0.7
GEW-039	05/16/16	39.9	48.9	0.0	11.2	130.9	-0.7
GEW-039	05/23/16	37.1	52.3	0.1	10.5	133.2	-0.6
GEW-039	05/23/16	37.6	51.2	0.0	11.2	133.2	-0.6
GEW-039	05/30/16	41.9	49.2	0.3	8.6	134.4	-0.7
GEW-039	05/30/16	43.6	47.1	0.3	9.0	133.1	0.0
GEW-039	06/06/16	39.7	51.3	0.0	9.0	135.6	-0.5
GEW-039	06/06/16	42.1	49.2	0.0	8.7	136.0	-0.6
GEW-039	06/13/16	38.1	51.4	0.0	10.5	134.4	-0.7
GEW-039	06/13/16	38.4	50.7	0.0	10.9	134.4	-0.4
GEW-039	06/20/16	32.2	53.9	0.6	13.3	129.0	-1.4
GEW-039	06/28/16	36.4	50.8	0.1	12.7	129.0	-1.4
GEW-039	07/05/16	36.5	50.1	0.1	13.3	127.5	-1.3
GEW-039	07/11/16	34.5	48.7	0.1	16.7	128.6	-1.3
GEW-039	07/11/16	35.8	46.5	0.2	17.5	129.0	-1.2
GEW-039	07/19/16	41.5	49.2	0.0	9.3	130.2	-4.9
GEW-039	07/25/16	30.1	49.7	0.1	20.1	133.0	-5.2
GEW-039	07/25/16	30.3	49.3	0.1	20.3	133.1	-5.4
GEW-039	08/01/16	28.0	39.2	1.8	31.0	134.3	-5.5

# GEW-039 Wellhead Temperatures



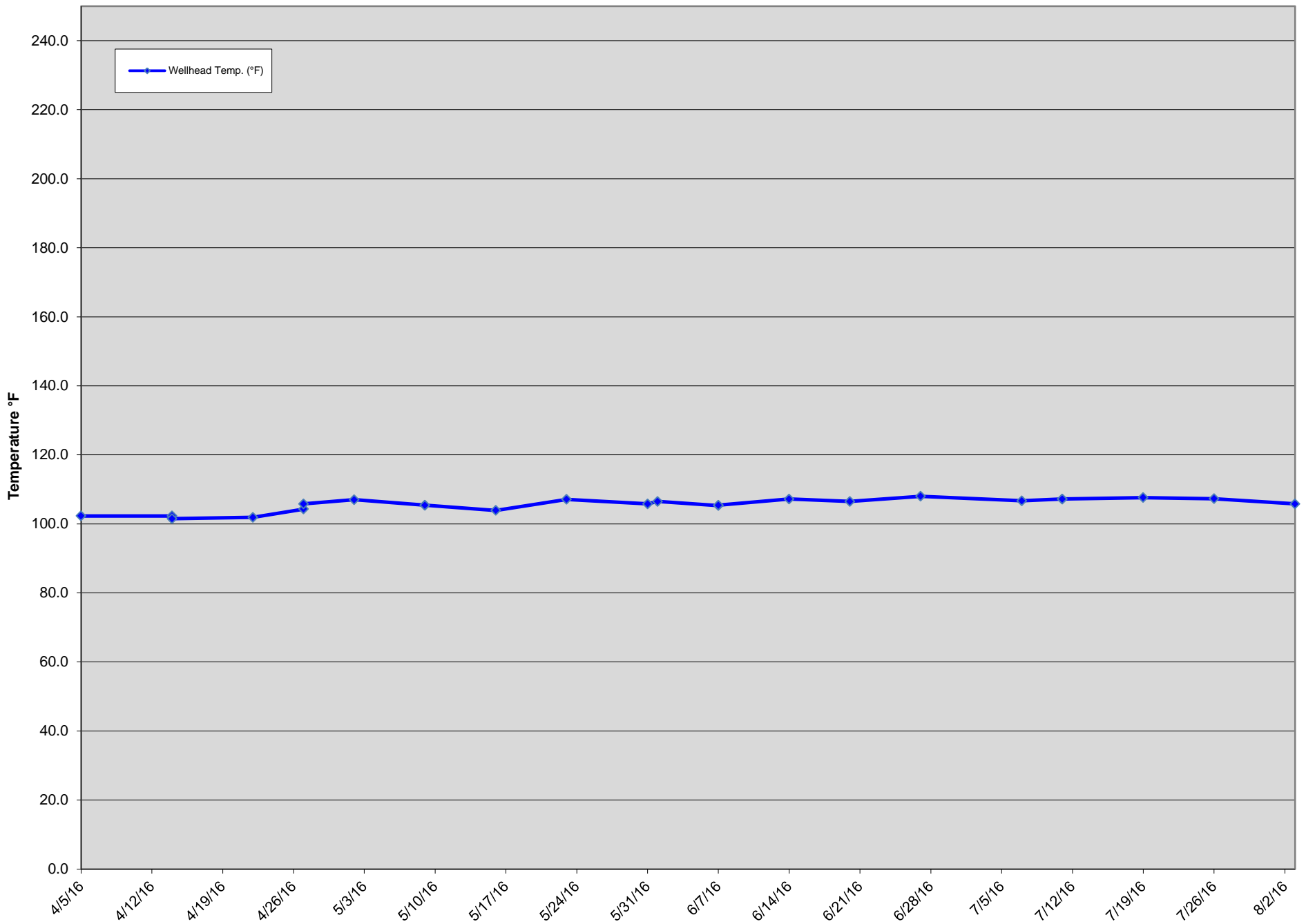
GEW ID#	Reading Date	CH4 (% Vol.)	CO2 (% Vol.)	Oxygen (% Vol.)	Balance (% Vol.)	Wellhead Temp. (°F)	Initial Static Pressure (In W.C.)
GEW-040	04/05/16	62.3	34.7	0.0	3.0	82.6	-0.1
GEW-040	04/05/16	59.5	38.5	0.0	2.0	85.6	-0.3
GEW-040	04/14/16	59.1	39.9	0.0	1.0	91.5	-1.5
GEW-040	04/14/16	59.2	40.5	0.0	0.3	89.3	-0.6
GEW-040	04/22/16	58.3	41.3	0.1	0.3	89.0	-0.5
GEW-040	04/27/16	58.2	40.8	0.0	1.0	92.7	-0.2
GEW-040	05/02/16	60.9	37.4	0.1	1.6	87.0	-0.4
GEW-040	05/09/16	57.8	42.0	0.2	0.0	89.9	-0.5
GEW-040	05/09/16	59.5	39.4	0.1	1.0	89.9	-0.5
GEW-040	05/09/16	58.2	41.2	0.0	0.6	90.3	-0.5
GEW-040	05/16/16	60.6	37.2	0.0	2.2	86.6	-0.2
GEW-040	05/23/16	57.6	40.5	0.0	1.9	91.0	-0.3
GEW-040	05/31/16	58.4	38.5	0.0	3.1	91.7	-0.5
GEW-040	06/01/16	58.1	41.8	0.0	0.1	90.7	-0.6
GEW-040	06/07/16	57.8	40.9	0.0	1.3	93.8	-0.7
GEW-040	06/07/16	57.8	41.2	0.0	1.0	93.8	-0.7
GEW-040	06/14/16	57.5	40.0	0.0	2.5	94.8	-0.6
GEW-040	06/20/16	57.2	40.1	0.0	2.7	94.1	-0.6
GEW-040	06/27/16	57.9	38.2	0.1	3.8	97.1	-0.6
GEW-040	07/07/16	58.9	38.4	0.1	2.6	94.3	-0.7
GEW-040	07/11/16	56.7	41.0	0.0	2.3	95.7	-0.7
GEW-040	07/11/16	56.5	41.2	0.0	2.3	96.0	-0.7
GEW-040	07/19/16	59.1	38.4	0.1	2.4	98.9	-0.8
GEW-040	07/26/16	58.6	39.3	0.0	2.1	95.0	-0.9
GEW-040	08/03/16	59.2	38.4	0.0	2.4	93.9	-0.8

# GEW-040 Wellhead Temperatures



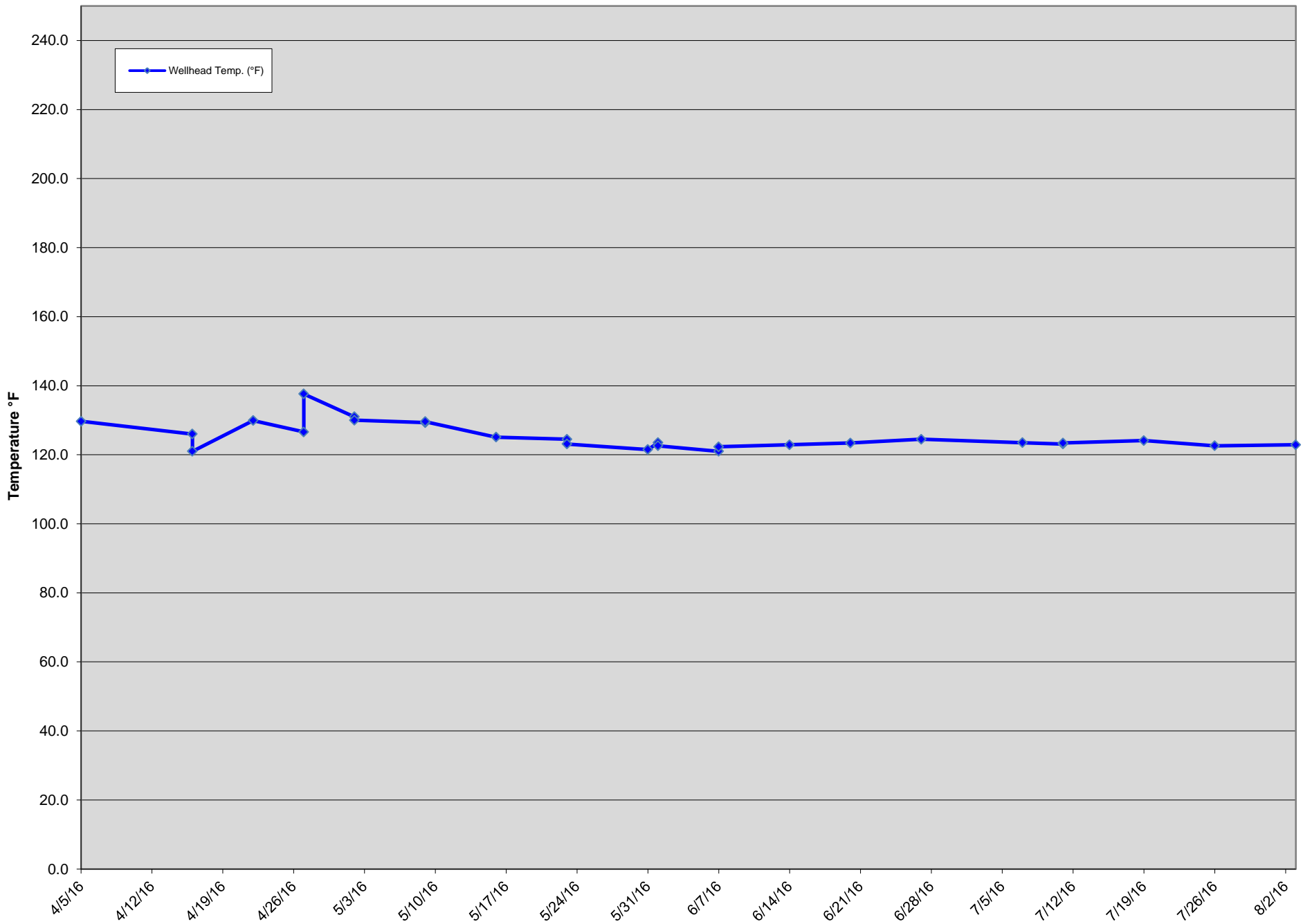
GEW ID#	Reading Date	CH4 (% Vol.)	CO2 (% Vol.)	Oxygen (% Vol.)	Balance (% Vol.)	Wellhead Temp. (°F)	Initial Static Pressure (In W.C.)
GEW-041R	04/05/16	52.3	39.7	0.0	8.0	102.3	-0.2
GEW-041R	04/14/16	56.8	39.7	0.0	3.5	102.3	-1.9
GEW-041R	04/14/16	57.1	39.9	0.1	2.9	101.5	-0.3
GEW-041R	04/22/16	57.3	40.3	0.1	2.3	101.9	-0.1
GEW-041R	04/27/16	56.0	42.0	0.0	2.0	104.3	0.3
GEW-041R	04/27/16	56.2	41.8	0.0	2.0	105.8	-0.1
GEW-041R	05/02/16	57.6	40.3	0.1	2.0	107.0	-0.3
GEW-041R	05/09/16	56.9	41.0	0.2	1.9	105.4	-0.4
GEW-041R	05/09/16	57.3	41.1	0.2	1.4	105.4	-0.4
GEW-041R	05/16/16	58.3	38.4	0.0	3.3	103.9	-0.3
GEW-041R	05/23/16	56.9	40.2	0.1	2.8	107.1	-0.2
GEW-041R	05/31/16	54.2	37.9	0.3	7.6	105.8	-0.4
GEW-041R	06/01/16	53.5	38.6	0.3	7.6	106.5	-0.7
GEW-041R	06/07/16	55.5	40.8	0.1	3.6	105.3	-0.2
GEW-041R	06/07/16	55.8	40.9	0.3	3.0	105.4	-0.3
GEW-041R	06/14/16	55.2	39.5	0.3	5.0	107.2	-0.4
GEW-041R	06/20/16	55.1	40.0	0.6	4.3	106.5	-0.4
GEW-041R	06/27/16	55.2	39.3	0.3	5.2	108.0	-0.3
GEW-041R	07/07/16	56.3	38.6	0.5	4.6	106.7	-0.6
GEW-041R	07/11/16	54.6	39.8	0.4	5.2	107.2	-0.5
GEW-041R	07/11/16	54.8	39.7	0.4	5.1	107.2	-0.5
GEW-041R	07/19/16	55.6	37.6	0.4	6.4	107.6	-0.6
GEW-041R	07/26/16	56.7	37.3	0.1	5.9	107.3	-0.6
GEW-041R	08/03/16	56.2	39.4	0.5	3.9	105.8	-0.5

# GEW-041R Wellhead Temperatures



GEW ID#	Reading Date	CH4 (% Vol.)	CO2 (% Vol.)	Oxygen (% Vol.)	Balance (% Vol.)	Wellhead Temp. (°F)	Initial Static Pressure (In W.C.)
GEW-043R	04/05/16	52.0	41.5	0.0	6.5	129.7	-1.6
GEW-043R	04/16/16	54.8	41.5	0.0	3.7	126.0	-2.2
GEW-043R	04/16/16	55.2	41.5	0.1	3.2	121.0	-0.4
GEW-043R	04/22/16	55.3	42.8	0.1	1.8	129.9	-0.1
GEW-043R	04/27/16	55.2	42.7	0.0	2.1	126.6	1.7
GEW-043R	04/27/16	54.9	43.1	0.0	2.0	137.6	-0.1
GEW-043R	05/02/16	55.2	41.8	0.1	2.9	131.0	-1.1
GEW-043R	05/02/16	55.0	42.7	0.1	2.2	130.0	-0.6
GEW-043R	05/09/16	55.5	42.4	0.2	1.9	129.3	-0.5
GEW-043R	05/09/16	56.1	42.3	0.2	1.4	129.6	-0.3
GEW-043R	05/16/16	56.7	39.5	0.0	3.8	125.1	-0.7
GEW-043R	05/23/16	55.1	41.1	0.0	3.8	124.5	-0.8
GEW-043R	05/23/16	55.8	40.6	0.0	3.6	123.1	-0.3
GEW-043R	05/31/16	54.4	40.0	0.0	5.6	121.5	-0.6
GEW-043R	06/01/16	55.3	40.7	0.0	4.0	123.5	-1.0
GEW-043R	06/01/16	54.9	40.6	0.1	4.4	122.6	-0.9
GEW-043R	06/07/16	55.9	42.2	0.0	1.9	121.0	0.1
GEW-043R	06/07/16	55.4	43.0	0.0	1.6	122.3	-0.1
GEW-043R	06/14/16	55.1	41.3	0.1	3.5	122.9	-0.3
GEW-043R	06/20/16	54.8	40.9	0.2	4.1	123.4	-0.4
GEW-043R	06/27/16	54.8	41.7	0.1	3.4	124.5	0.0
GEW-043R	07/07/16	54.1	41.8	0.2	3.9	123.5	-0.5
GEW-043R	07/11/16	54.1	42.2	0.3	3.4	123.1	-0.3
GEW-043R	07/11/16	54.6	41.9	0.3	3.2	123.4	-0.3
GEW-043R	07/19/16	54.6	39.5	0.2	5.7	124.1	-0.6
GEW-043R	07/26/16	55.7	39.1	0.2	5.0	122.6	-0.7
GEW-043R	08/03/16	54.7	42.0	0.3	3.0	122.9	-0.6

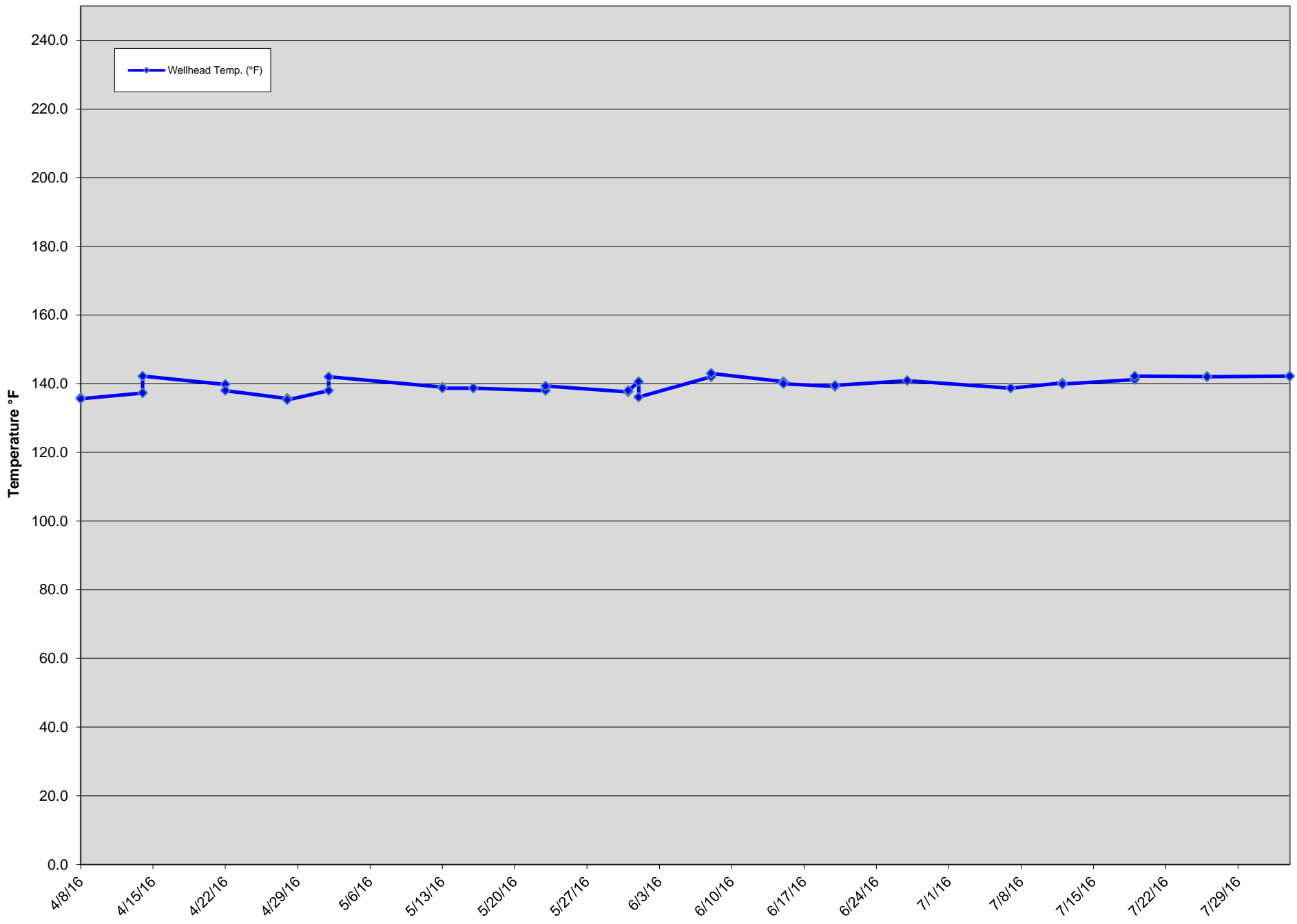
# GEW-043R Wellhead Temperatures





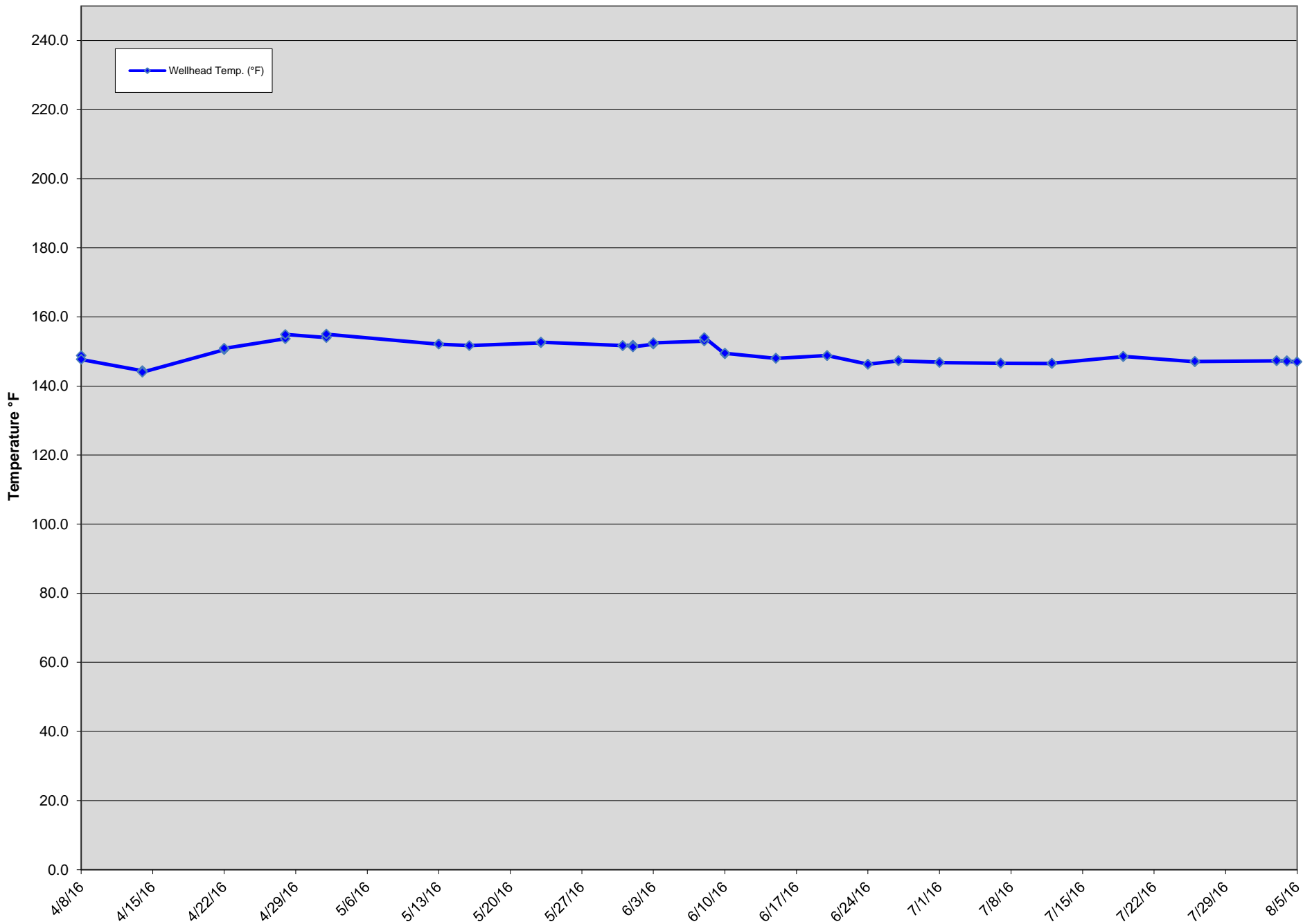
GEW ID#	Reading Date	CH4 (% Vol.)	CO2 (% Vol.)	Oxygen (% Vol.)	Balance (% Vol.)	Wellhead Temp. (°F)	Initial Static Pressure (In W.C.)
GEW-053	04/08/16	50.2	41.5	0.0	8.3	135.9	-0.8
GEW-053	04/08/16	50.4	41.6	0.0	8.0	135.6	-0.8
GEW-053	04/14/16	49.2	43.4	0.0	7.4	137.3	0.5
GEW-053	04/14/16	49.7	42.9	0.0	7.4	142.2	0.0
GEW-053	04/22/16	52.8	42.2	0.1	4.9	139.8	-1.1
GEW-053	04/22/16	52.3	42.4	0.1	5.2	138.0	-0.6
GEW-053	04/28/16	50.8	42.7	0.0	6.5	135.7	-0.1
GEW-053	04/28/16	50.6	42.4	0.0	7.0	135.3	-0.1
GEW-053	05/02/16	50.6	42.8	0.0	6.6	138.0	0.4
GEW-053	05/02/16	50.3	43.3	0.0	6.4	142.0	0.0
GEW-053	05/13/16	51.4	41.8	0.0	6.8	139.0	-0.3
GEW-053	05/13/16	51.7	40.8	0.0	7.5	138.7	-0.3
GEW-053	05/16/16	51.2	42.2	0.0	6.6	138.7	-0.2
GEW-053	05/16/16	54.8	39.0	0.0	6.2	138.7	-0.3
GEW-053	05/23/16	49.8	43.2	0.0	7.0	138.0	0.2
GEW-053	05/23/16	49.5	43.7	0.0	6.8	139.3	-0.1
GEW-053	05/31/16	54.4	39.0	0.0	6.6	137.6	-1.4
GEW-053	05/31/16	52.1	42.2	0.0	5.7	138.0	-1.4
GEW-053	06/01/16	52.9	40.2	0.0	6.9	140.6	-1.7
GEW-053	06/01/16	52.0	41.4	0.0	6.6	136.1	-1.0
GEW-053	06/08/16	49.1	43.4	0.0	7.5	142.0	0.0
GEW-053	06/08/16	49.7	42.8	0.0	7.5	143.0	0.0
GEW-053	06/15/16	51.0	42.3	0.0	6.7	140.6	-0.5
GEW-053	06/15/16	51.3	41.9	0.0	6.8	140.0	-0.5
GEW-053	06/20/16	51.3	39.2	0.0	9.5	139.2	-0.1
GEW-053	06/20/16	50.4	41.9	0.0	7.7	139.5	-0.1
GEW-053	06/27/16	48.1	44.2	0.3	7.4	140.9	0.0
GEW-053	07/07/16	47.6	44.9	0.2	7.3	138.7	0.0
GEW-053	07/07/16	47.9	44.5	0.2	7.4	138.7	0.0
GEW-053	07/12/16	47.7	44.7	0.1	7.5	140.2	-0.2
GEW-053	07/12/16	48.1	45.0	0.1	6.8	139.9	-0.2
GEW-053	07/19/16	48.9	42.7	0.0	8.4	141.2	0.3
GEW-053	07/19/16	49.1	43.3	0.0	7.6	142.2	0.0
GEW-053	07/26/16	51.0	41.1	0.1	7.8	142.1	-0.2
GEW-053	07/26/16	49.3	43.8	0.1	6.8	142.0	-0.2
GEW-053	08/03/16	49.4	44.0	0.3	6.3	142.2	-0.2
GEW-053	08/03/16	49.3	44.2	0.3	6.2	142.2	-0.2

# GEW-053 Wellhead Temperatures



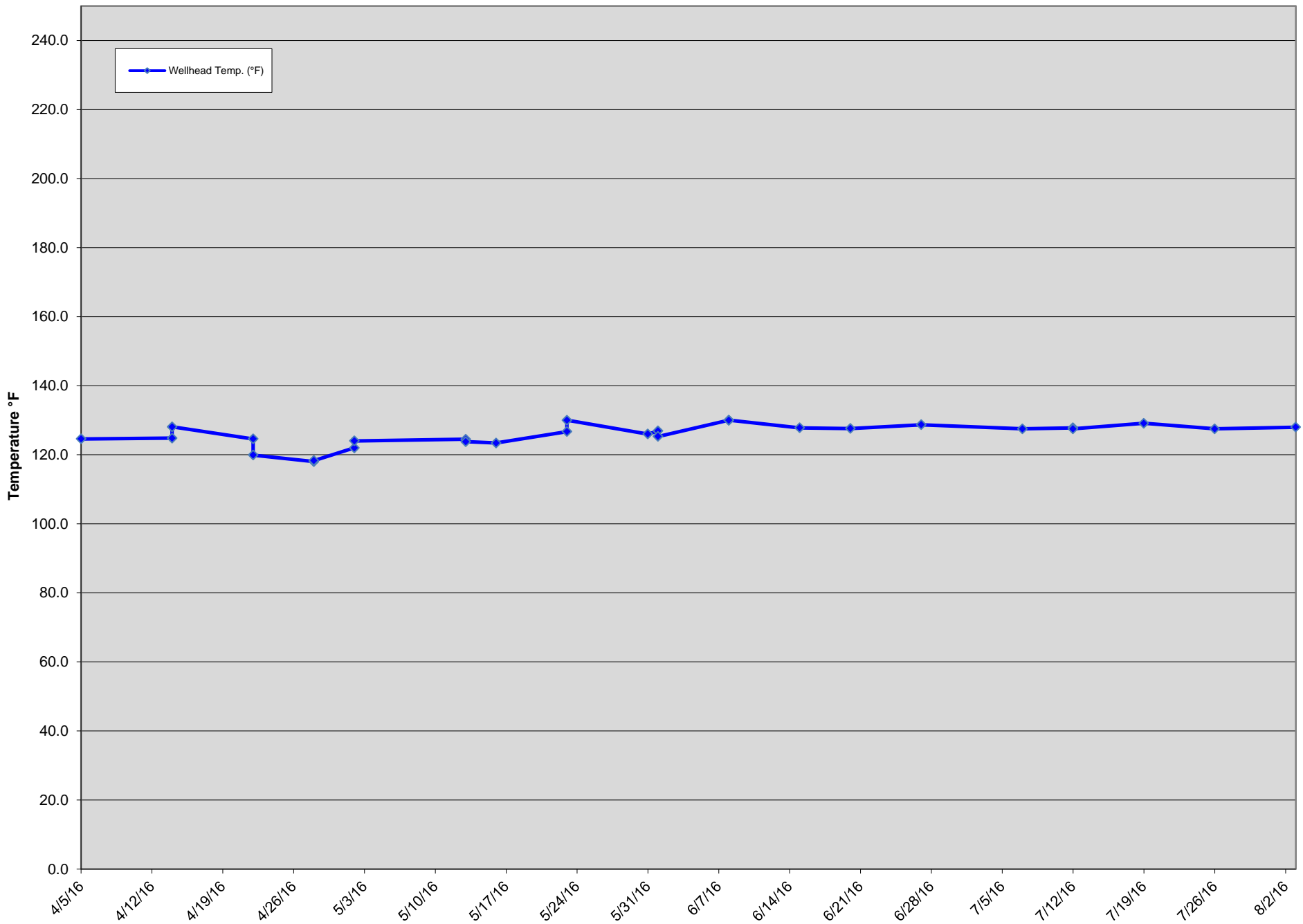
GEW ID#	Reading Date	CH4 (% Vol.)	CO2 (% Vol.)	Oxygen (% Vol.)	Balance (% Vol.)	Wellhead Temp. (°F)	Initial Static Pressure (In W.C.)
GEW-054	04/08/16	53.5	40.0	0.0	6.5	148.8	-2.1
GEW-054	04/08/16	51.1	42.1	0.0	6.8	147.7	-1.1
GEW-054	04/14/16	51.5	42.7	0.0	5.8	144.4	0.0
GEW-054	04/14/16	51.5	42.5	0.0	6.0	144.0	0.0
GEW-054	04/22/16	52.6	40.2	0.2	7.0	150.5	-0.2
GEW-054	04/22/16	50.1	43.6	0.2	6.1	150.9	0.0
GEW-054	04/28/16	50.1	42.1	0.0	7.8	153.7	0.7
GEW-054	04/28/16	50.2	41.7	0.0	8.1	154.9	-0.1
GEW-054	05/02/16	49.8	43.9	0.0	6.3	154.0	0.0
GEW-054	05/02/16	49.7	44.1	0.0	6.2	155.0	0.0
GEW-054	05/13/16	51.4	41.1	0.0	7.5	152.1	-0.4
GEW-054	05/13/16	50.6	41.3	0.0	8.1	152.1	-0.4
GEW-054	05/16/16	50.9	41.9	0.0	7.2	151.7	-0.4
GEW-054	05/23/16	49.5	43.5	0.0	7.0	152.5	0.6
GEW-054	05/23/16	48.7	43.6	0.0	7.7	152.7	-0.2
GEW-054	05/31/16	51.1	42.2	0.0	6.7	151.7	-1.1
GEW-054	05/31/16	50.5	43.0	0.0	6.5	151.7	-1.1
GEW-054	06/01/16	51.4	42.3	0.0	6.3	151.8	-1.4
GEW-054	06/01/16	51.1	42.6	0.0	6.3	151.3	-0.5
GEW-054	06/03/16	55.1	41.2	0.1	3.6	152.1	0.4
GEW-054	06/03/16	54.3	41.4	0.1	4.2	152.5	-0.9
GEW-054	06/08/16	50.7	42.4	0.0	6.9	153.0	-2.0
GEW-054	06/08/16	50.4	42.8	0.0	6.8	154.0	-2.1
GEW-054	06/10/16	51.2	42.4	0.0	6.4	149.3	-2.3
GEW-054	06/10/16	51.4	42.5	0.0	6.1	149.5	-3.0
GEW-054	06/15/16	53.9	40.6	0.0	5.5	148.0	-3.4
GEW-054	06/15/16	52.2	42.0	0.0	5.8	148.0	-2.9
GEW-054	06/20/16	52.2	41.4	0.0	6.4	148.8	-2.3
GEW-054	06/20/16	51.4	42.6	0.0	6.0	148.8	-2.3
GEW-054	06/24/16	53.8	42.3	0.0	3.9	146.3	-3.1
GEW-054	06/24/16	53.3	41.6	0.0	5.1	146.3	-3.1
GEW-054	06/27/16	53.1	40.9	0.2	5.8	147.3	-2.7
GEW-054	06/27/16	52.1	42.6	0.2	5.1	147.3	-2.8
GEW-054	07/01/16	52.8	44.3	0.0	2.9	146.9	-3.4
GEW-054	07/01/16	52.4	43.2	0.0	4.4	146.8	-3.5
GEW-054	07/07/16	52.4	42.2	0.0	5.4	146.6	-3.0
GEW-054	07/07/16	52.1	43.0	0.0	4.9	146.6	-3.1
GEW-054	07/12/16	52.4	42.7	0.1	4.8	146.5	-3.3
GEW-054	07/12/16	51.8	42.6	0.1	5.5	146.6	-3.3
GEW-054	07/19/16	51.9	41.5	0.0	6.6	148.5	-2.3
GEW-054	07/19/16	52.1	41.4	0.0	6.5	148.6	-2.4
GEW-054	07/26/16	52.4	40.2	0.0	7.4	147.0	-2.7
GEW-054	07/26/16	51.5	42.1	0.1	6.3	147.1	-2.8
GEW-054	08/03/16	52.7	40.8	0.2	6.3	147.3	-2.8
GEW-054	08/03/16	52.0	42.1	0.3	5.6	147.3	-2.7
GEW-054	08/04/16	51.8	42.7	0.0	5.5	147.3	-2.8
GEW-054	08/04/16	51.5	43.3	0.0	5.2	147.1	-3.2
GEW-054	08/05/16	50.9	42.8	0.1	6.2	147.0	-3.4

# GEW-054 Wellhead Temperatures



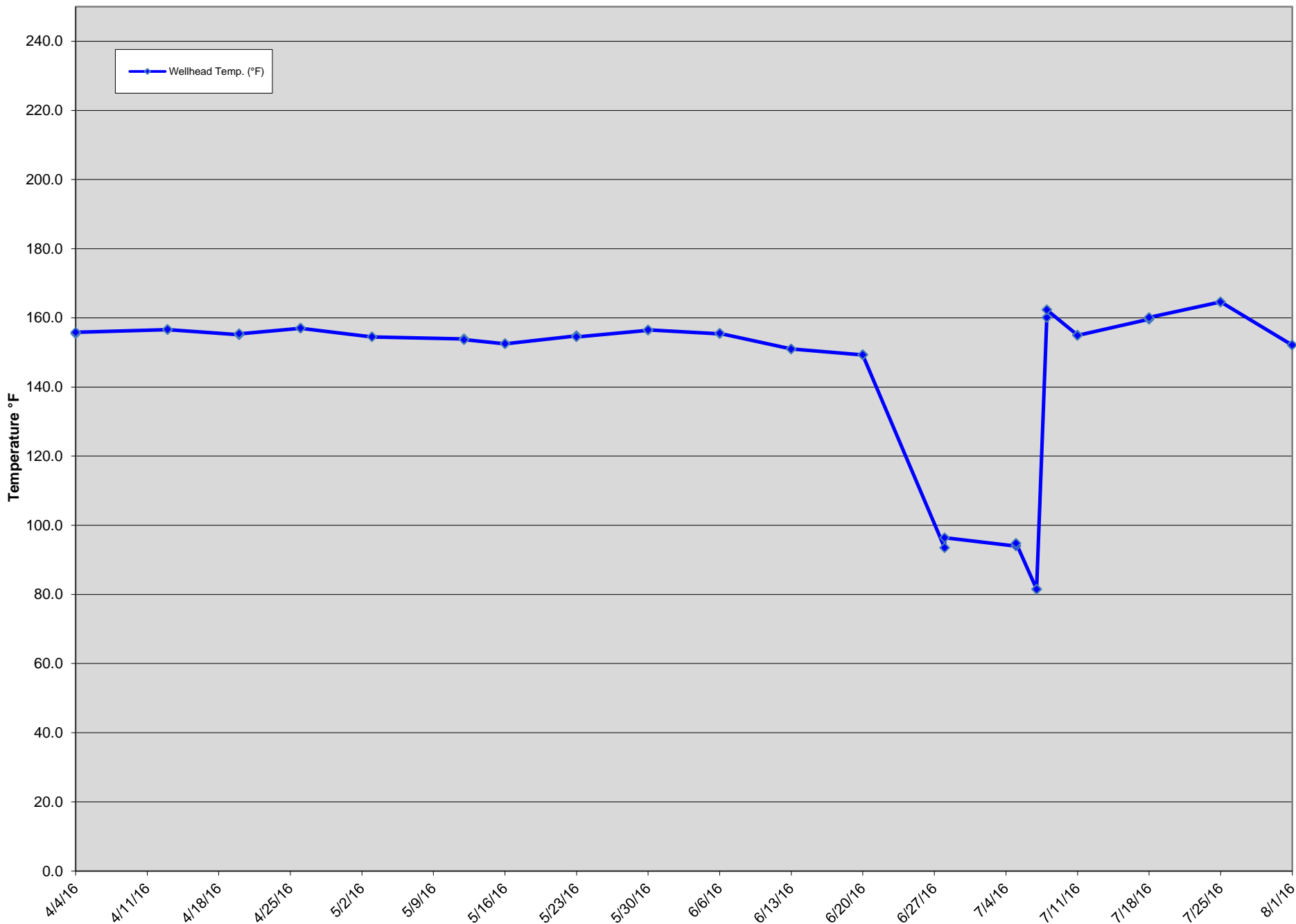
GEW ID#	Reading Date	CH4 (% Vol.)	CO2 (% Vol.)	Oxygen (% Vol.)	Balance (% Vol.)	Wellhead Temp. (°F)	Initial Static Pressure (In W.C.)
GEW-055	04/05/16	52.6	38.7	0.0	8.7	124.6	-0.3
GEW-055	04/14/16	53.5	43.3	0.0	3.2	124.8	0.1
GEW-055	04/14/16	53.7	43.4	0.0	2.9	128.1	-0.4
GEW-055	04/22/16	53.9	43.2	0.2	2.7	124.6	-1.2
GEW-055	04/22/16	54.0	43.0	0.2	2.8	119.9	-0.6
GEW-055	04/28/16	53.3	41.9	0.0	4.8	118.0	0.0
GEW-055	04/28/16	53.1	42.4	0.0	4.5	118.3	0.0
GEW-055	05/02/16	53.6	43.1	0.0	3.3	122.0	0.3
GEW-055	05/02/16	53.5	43.2	0.0	3.3	124.0	0.0
GEW-055	05/13/16	54.1	43.4	0.0	2.5	124.5	-0.3
GEW-055	05/13/16	54.9	40.6	0.0	4.5	123.8	-0.3
GEW-055	05/16/16	53.8	41.6	0.0	4.6	123.4	-0.3
GEW-055	05/23/16	51.5	43.4	0.0	5.1	126.7	0.2
GEW-055	05/23/16	51.4	43.2	0.0	5.4	130.0	-0.2
GEW-055	05/31/16	51.9	42.2	0.0	5.9	126.0	-1.3
GEW-055	06/01/16	54.3	41.6	0.0	4.1	126.9	-1.4
GEW-055	06/01/16	54.3	41.8	0.0	3.9	125.3	-1.0
GEW-055	06/08/16	52.4	43.5	0.0	4.1	130.0	-0.2
GEW-055	06/08/16	52.2	42.9	0.0	4.9	130.0	-0.2
GEW-055	06/15/16	53.1	41.3	0.0	5.6	127.8	-0.6
GEW-055	06/20/16	53.0	42.2	0.1	4.7	127.6	-0.2
GEW-055	06/27/16	52.6	43.2	0.3	3.9	128.7	-0.2
GEW-055	07/07/16	52.8	43.5	0.0	3.7	127.5	-0.3
GEW-055	07/12/16	53.0	43.1	0.1	3.8	127.8	-0.6
GEW-055	07/12/16	53.3	43.0	0.1	3.6	127.5	-0.6
GEW-055	07/19/16	53.8	42.8	0.1	3.3	129.1	0.0
GEW-055	07/26/16	52.8	41.2	0.1	5.9	127.5	-0.1
GEW-055	08/03/16	52.6	42.1	0.3	5.0	128.0	-0.1

# GEW-055 Wellhead Temperatures



GEW ID#	Reading Date	CH4 (% Vol.)	CO2 (% Vol.)	Oxygen (% Vol.)	Balance (% Vol.)	Wellhead Temp. (°F)	Initial Static Pressure (In W.C.)
GEW-056R	04/04/16	15.3	43.9	0.2	40.6	155.4	-4.0
GEW-056R	04/04/16	14.7	39.2	0.1	46.0	155.8	-3.9
GEW-056R	04/13/16	13.8	41.8	0.0	44.4	156.6	-3.6
GEW-056R	04/13/16	13.9	38.8	0.0	47.3	156.6	-3.6
GEW-056R	04/20/16	13.2	44.6	0.1	42.1	155.1	-4.0
GEW-056R	04/20/16	13.3	44.1	0.1	42.5	155.4	-4.1
GEW-056R	04/26/16	20.2	42.4	0.1	37.3	157.0	-3.7
GEW-056R	04/26/16	20.0	43.2	0.1	36.7	157.0	-3.7
GEW-056R	05/03/16	13.3	41.5	0.0	45.2	154.5	-4.0
GEW-056R	05/12/16	12.5	42.3	0.3	44.9	153.9	-4.1
GEW-056R	05/12/16	12.6	43.0	0.3	44.1	153.7	-4.1
GEW-056R	05/16/16	13.3	44.4	0.2	42.1	152.5	-3.8
GEW-056R	05/16/16	13.3	44.0	0.1	42.6	152.5	-3.7
GEW-056R	05/23/16	13.3	46.8	0.0	39.9	154.8	-3.4
GEW-056R	05/23/16	13.3	47.2	0.1	39.4	154.5	-3.5
GEW-056R	05/30/16	12.7	47.7	0.3	39.3	156.4	-3.4
GEW-056R	05/30/16	12.7	46.8	0.4	40.1	156.5	-3.5
GEW-056R	06/06/16	17.3	47.5	0.0	35.2	155.4	-3.3
GEW-056R	06/06/16	16.1	45.9	0.0	38.0	155.5	-3.4
GEW-056R	06/13/16	12.3	42.6	0.4	44.7	151.0	-12.9
GEW-056R	06/13/16	12.8	42.2	0.4	44.6	151.0	-13.9
GEW-056R	06/20/16	13.1	36.6	0.6	49.7	149.3	-15.1
GEW-056R	06/20/16	12.7	38.6	0.6	48.1	149.3	-15.7
GEW-056R	06/28/16	1.4	54.9	0.0	43.7	93.5	0.5
GEW-056R	06/28/16	0.7	56.1	0.0	43.2	96.4	-1.2
GEW-056R	07/05/16	1.9	9.7	20.5	67.9	94.0	-16.8
GEW-056R	07/05/16	1.8	4.4	20.8	73.0	94.8	-17.2
GEW-056R	07/07/16	1.7	8.3	20.6	69.4	81.5	-18.1
GEW-056R	07/07/16	1.6	5.8	20.8	71.8	81.5	-18.0
GEW-056R	07/08/16	1.0	56.9	0.0	42.1	160.1	-6.4
GEW-056R	07/08/16	1.2	56.6	0.0	42.2	162.3	-6.1
GEW-056R	07/11/16	20.1	48.5	0.1	31.3	155.0	-4.0
GEW-056R	07/11/16	19.4	49.3	0.0	31.3	154.9	-3.5
GEW-056R	07/18/16	16.6	50.0	0.1	33.3	159.6	-2.3
GEW-056R	07/18/16	16.9	51.5	0.1	31.5	160.1	-2.3
GEW-056R	07/25/16	16.0	53.8	0.3	29.9	164.6	-2.9
GEW-056R	07/25/16	16.5	53.8	0.2	29.5	164.6	-3.0
GEW-056R	08/01/16	13.4	49.5	0.0	37.1	152.1	-1.8
GEW-056R	08/01/16	15.4	47.0	0.0	37.6	152.1	-1.8

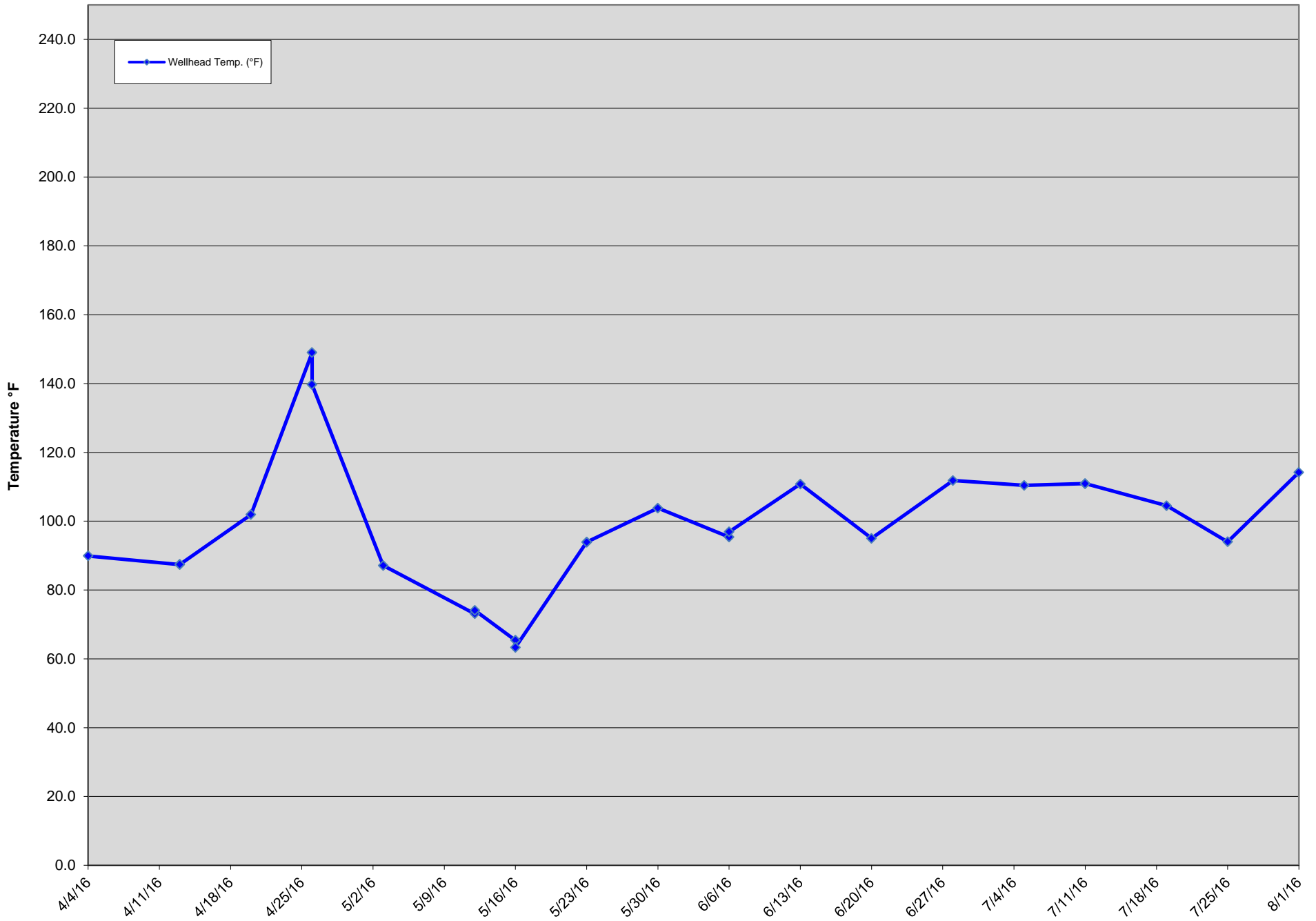
# GEW-056R Wellhead Temperatures





GEW ID#	Reading Date	CH4 (% Vol.)	CO2 (% Vol.)	Oxygen (% Vol.)	Balance (% Vol.)	Wellhead Temp. (°F)	Initial Static Pressure (In W.C.)
GEW-109	04/04/16	18.7	44.1	0.1	37.1	89.9	-15.9
GEW-109	04/13/16	11.7	53.5	0.0	34.8	87.4	-6.3
GEW-109	04/13/16	9.7	52.5	0.0	37.8	87.4	-6.4
GEW-109	04/20/16	13.8	51.2	0.1	34.9	101.9	-13.5
GEW-109	04/26/16	14.6	49.4	0.3	35.7	149.0	-11.8
GEW-109	04/26/16	14.9	50.8	0.3	34.0	139.7	-4.4
GEW-109	05/03/16	8.3	55.8	0.0	35.9	87.1	-2.6
GEW-109	05/12/16	11.8	54.2	0.0	34.0	73.1	-5.8
GEW-109	05/12/16	11.6	54.5	0.0	33.9	74.1	-6.0
GEW-109	05/16/16	12.1	52.1	0.4	35.4	65.4	-5.8
GEW-109	05/16/16	12.4	52.1	0.1	35.4	63.3	-1.2
GEW-109	05/23/16	7.3	62.6	0.0	30.1	93.9	0.2
GEW-109	05/23/16	7.6	63.0	0.0	29.4	93.9	-0.3
GEW-109	05/30/16	13.9	55.4	0.4	30.3	103.8	-0.5
GEW-109	06/06/16	11.9	56.1	0.1	31.9	95.4	-0.7
GEW-109	06/06/16	12.7	55.0	0.2	32.1	96.9	-0.6
GEW-109	06/13/16	11.6	61.0	0.1	27.3	110.8	-0.1
GEW-109	06/20/16	8.8	61.0	0.2	30.0	95.0	-0.1
GEW-109	06/28/16	10.3	52.3	0.0	37.4	111.8	-7.9
GEW-109	07/05/16	11.9	50.6	0.0	37.5	110.4	-7.2
GEW-109	07/11/16	10.5	51.9	0.0	37.6	110.9	-6.9
GEW-109	07/11/16	11.3	49.5	0.0	39.2	110.9	-7.4
GEW-109	07/19/16	13.6	49.4	0.0	37.0	104.5	-9.8
GEW-109	07/25/16	13.2	42.8	1.9	42.1	94.0	-9.7
GEW-109	08/01/16	12.0	45.0	0.0	43.0	114.2	-9.6

# GEW-109 Wellhead Temperatures



GEW ID#	Reading Date	CH4 (% Vol.)	CO2 (% Vol.)	Oxygen (% Vol.)	Balance (% Vol.)	Wellhead Temp. (°F)	Initial Static Pressure (In W.C.)
GEW-110	04/04/16	6.9	33.5	8.4	51.2	74.8	0.0
GEW-110	04/04/16	6.5	33.2	8.5	51.8	74.7	-0.1
GEW-110	04/13/16	11.5	36.3	5.2	47.0	99.1	0.0
GEW-110	04/13/16	11.1	35.1	5.3	48.5	98.9	0.0
GEW-110	04/20/16	11.4	55.0	0.3	33.3	83.6	0.0
GEW-110	04/26/16	15.3	52.4	0.1	32.2	113.5	0.0
GEW-110	04/26/16	14.9	53.3	0.2	31.6	108.6	0.0
GEW-110	05/03/16	5.5	37.1	7.5	49.9	92.5	-0.1
GEW-110	05/12/16	0.9	23.6	14.9	60.6	86.8	-0.1
GEW-110	05/12/16	1.4	14.1	16.0	68.5	93.6	-0.2
GEW-110	05/16/16	2.0	17.3	16.3	64.4	86.3	-0.2
GEW-110	05/16/16	1.8	16.6	15.9	65.7	86.5	-0.2
GEW-110	05/23/16	11.1	34.4	3.6	50.9	108.2	-0.2
GEW-110	05/30/16	2.2	16.8	13.9	67.1	102.5	-0.1
GEW-110	05/30/16	2.4	17.3	13.5	66.8	102.8	-0.1
GEW-110	06/06/16	16.9	36.5	2.1	44.5	106.0	-0.1
GEW-110	06/06/16	16.2	36.0	2.6	45.2	107.6	-0.1
GEW-110	06/13/16	12.5	50.3	0.9	36.3	111.7	-0.1
GEW-110	06/20/16	10.6	30.2	5.9	53.3	107.0	-0.1
GEW-110	06/20/16	10.3	29.6	5.9	54.2	107.0	-0.1
GEW-110	06/28/16	14.2	53.3	0.0	32.5	94.4	0.0
GEW-110	06/28/16	11.0	49.9	0.0	39.1	106.3	0.0
GEW-110	07/05/16	12.8	36.4	1.5	49.3	112.8	-0.1
GEW-110	07/11/16	12.6	36.0	2.3	49.1	113.3	0.0
GEW-110	07/11/16	12.0	34.9	2.5	50.6	113.7	0.0
GEW-110	07/18/16	0.3	18.3	17.0	64.4	111.1	0.0
GEW-110	07/18/16	0.3	15.2	17.2	67.3	111.2	0.0
GEW-110	07/25/16	0.8	9.6	17.8	71.8	109.5	0.0
GEW-110	07/25/16	0.8	9.1	17.8	72.3	109.4	0.0
GEW-110	08/01/16	1.5	21.8	16.2	60.5	112.3	0.0
GEW-110	08/01/16	1.5	16.6	16.5	65.4	112.4	0.0

# GEW-110 Wellhead Temperatures

