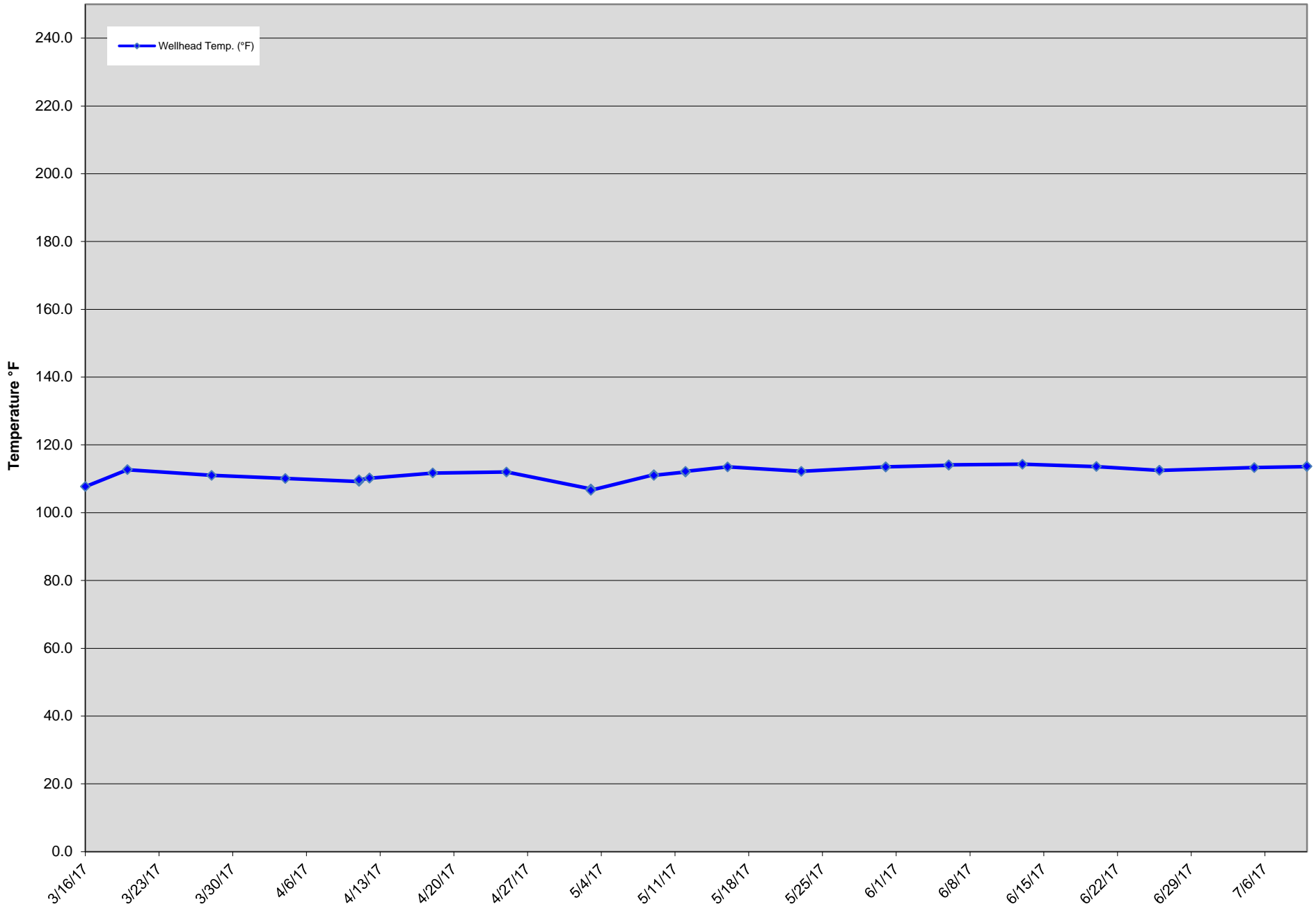


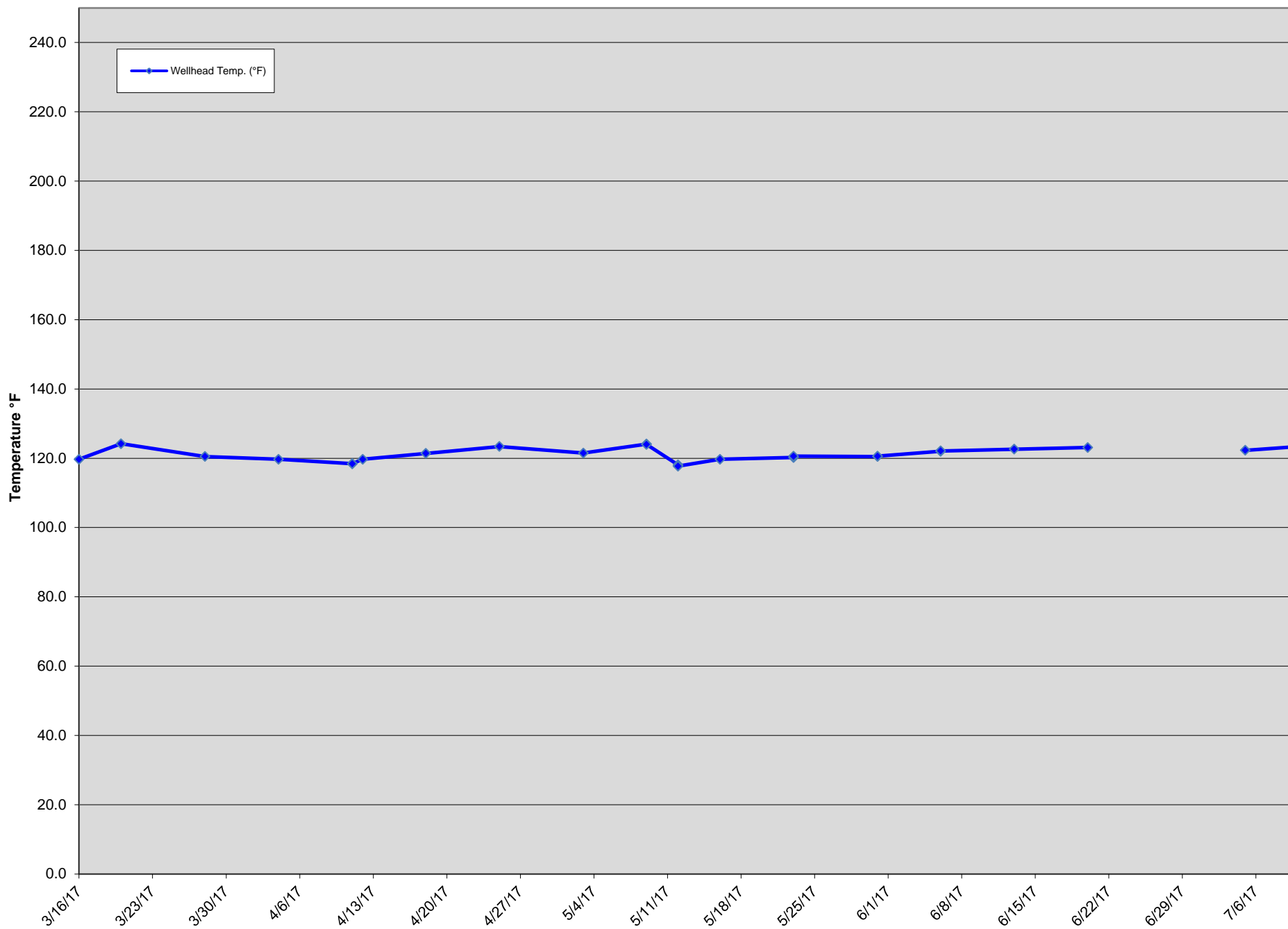
| GEW ID# | Reading Date | CH4 (% Vol.) | CO2 (% Vol.) | Oxygen (% Vol.) | Balance (% Vol.) | Wellhead Temp. (°F) | Initial Static Pressure (In W.C.) |
|---------|--------------|--------------|--------------|-----------------|------------------|---------------------|-----------------------------------|
| GEW-008 | 03/16/17 | 54.0 | 41.6 | 0.0 | 4.4 | 107.7 | -0.6 |
| GEW-008 | 03/20/17 | 53.0 | 42.5 | 0.0 | 4.5 | 112.7 | -0.2 |
| GEW-008 | 03/28/17 | 53.7 | 40.7 | 0.0 | 5.6 | 111.0 | -0.3 |
| GEW-008 | 04/04/17 | 54.4 | 41.7 | 0.0 | 3.9 | 110.1 | -0.5 |
| GEW-008 | 04/11/17 | 53.7 | 46.3 | 0.0 | 0.0 | 109.2 | -0.9 |
| GEW-008 | 04/11/17 | 54.1 | 44.6 | 0.0 | 1.3 | 109.7 | -0.9 |
| GEW-008 | 04/12/17 | 54.7 | 41.4 | 0.0 | 3.9 | 110.2 | -0.7 |
| GEW-008 | 04/12/17 | 53.3 | 42.3 | 0.0 | 4.4 | 110.2 | -0.8 |
| GEW-008 | 04/18/17 | 53.8 | 41.7 | 0.0 | 4.5 | 111.7 | -0.3 |
| GEW-008 | 04/25/17 | 52.9 | 41.5 | 0.0 | 5.6 | 112.0 | -0.2 |
| GEW-008 | 05/03/17 | 54.8 | 43.3 | 0.0 | 1.9 | 107.0 | 0.1 |
| GEW-008 | 05/03/17 | 54.7 | 43.7 | 0.0 | 1.6 | 106.6 | 0.0 |
| GEW-008 | 05/09/17 | 52.6 | 43.0 | 0.0 | 4.4 | 111.2 | 0.5 |
| GEW-008 | 05/09/17 | 52.5 | 44.0 | 0.0 | 3.5 | 111.0 | 0.3 |
| GEW-008 | 05/12/17 | 52.3 | 43.3 | 0.0 | 4.4 | 112.0 | -1.3 |
| GEW-008 | 05/12/17 | 52.0 | 44.0 | 0.0 | 4.0 | 112.2 | -1.2 |
| GEW-008 | 05/16/17 | 51.5 | 42.9 | 0.0 | 5.6 | 113.5 | -0.5 |
| GEW-008 | 05/23/17 | 52.5 | 43.0 | 0.0 | 4.5 | 112.2 | -0.7 |
| GEW-008 | 05/31/17 | 53.2 | 43.1 | 0.0 | 3.7 | 113.5 | -0.9 |
| GEW-008 | 05/31/17 | 53.0 | 43.3 | 0.0 | 3.7 | 113.5 | -0.9 |
| GEW-008 | 06/06/17 | 51.3 | 41.9 | 0.0 | 6.8 | 114.0 | -0.6 |
| GEW-008 | 06/06/17 | 51.5 | 42.2 | 0.0 | 6.3 | 114.1 | -0.7 |
| GEW-008 | 06/13/17 | 51.9 | 41.8 | 0.0 | 6.3 | 114.3 | -0.4 |
| GEW-008 | 06/20/17 | 53.8 | 39.0 | 0.0 | 7.2 | 113.6 | -0.3 |
| GEW-008 | 06/26/17 | 53.2 | 42.1 | 0.0 | 4.7 | 112.5 | -0.7 |
| GEW-008 | 06/26/17 | 51.6 | 43.9 | 0.0 | 4.5 | 112.5 | -0.7 |
| GEW-008 | 07/05/17 | 53.6 | 39.1 | 0.0 | 7.3 | 113.3 | -0.4 |
| GEW-008 | 07/10/17 | 50.4 | 42.3 | 0.0 | 7.3 | 113.6 | -0.4 |
| GEW-008 | 07/10/17 | 50.8 | 44.3 | 0.0 | 4.9 | 113.7 | -0.3 |

GEW-008 Wellhead Temperatures



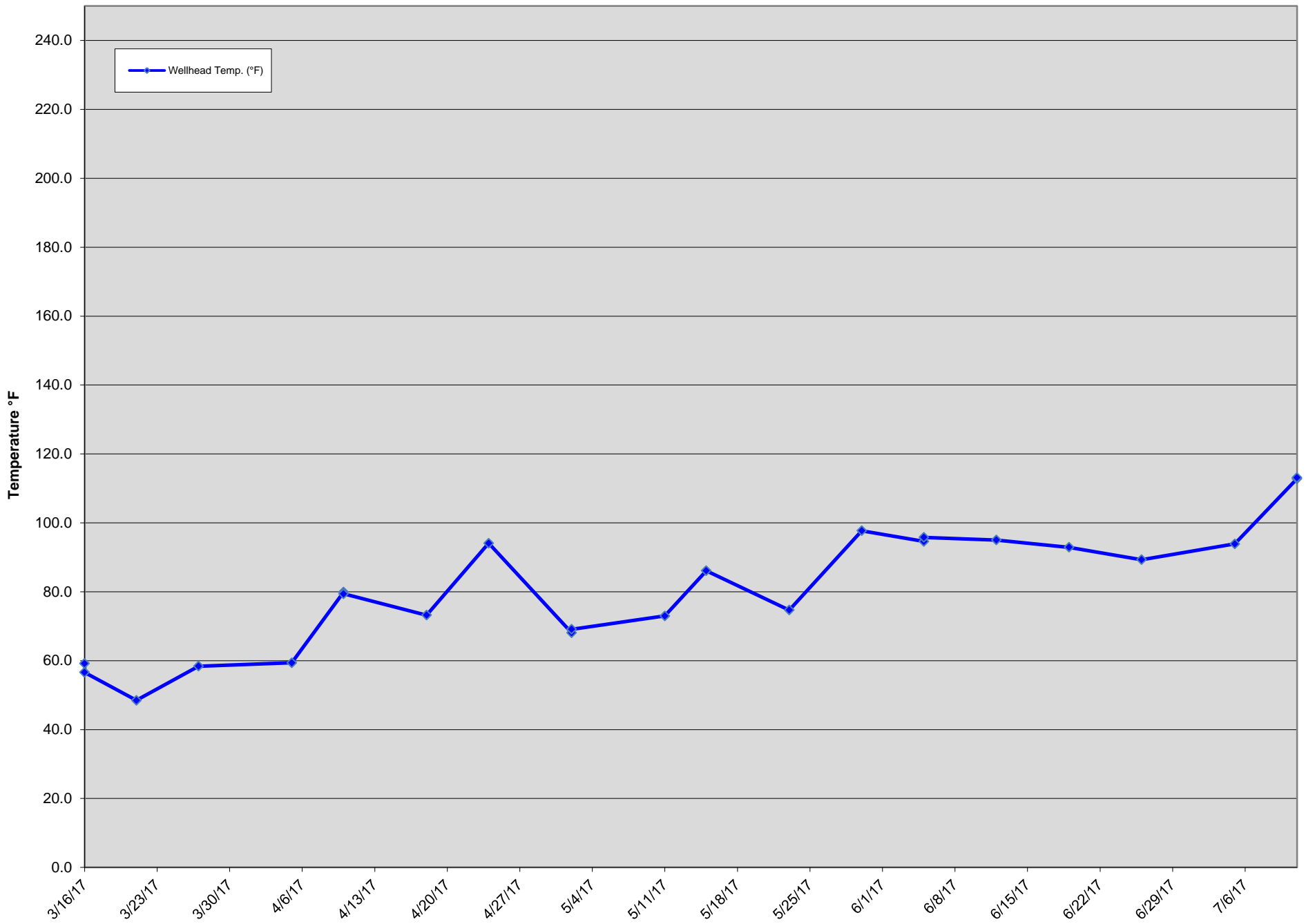
| GEW ID# | Reading Date | CH4 (% Vol.) | CO2 (% Vol.) | Oxygen (% Vol.) | Balance (% Vol.) | Wellhead Temp. (°F) | Initial Static Pressure (In W.C.) |
|---------|--------------|----------------------------------|--------------|-----------------|------------------|---------------------|-----------------------------------|
| GEW-009 | 03/16/17 | 50.1 | 40.5 | 0.0 | 9.4 | 119.7 | -0.2 |
| GEW-009 | 03/20/17 | 51.6 | 39.9 | 0.0 | 8.5 | 124.2 | -0.1 |
| GEW-009 | 03/28/17 | 51.0 | 40.7 | 0.0 | 8.3 | 120.5 | -0.2 |
| GEW-009 | 04/04/17 | 50.1 | 41.0 | 0.0 | 8.9 | 119.7 | -0.3 |
| GEW-009 | 04/11/17 | 48.1 | 41.3 | 0.0 | 10.6 | 118.4 | -0.4 |
| GEW-009 | 04/11/17 | 48.6 | 42.0 | 0.0 | 9.4 | 118.4 | -0.4 |
| GEW-009 | 04/12/17 | 47.7 | 40.8 | 0.0 | 11.5 | 119.7 | -0.3 |
| GEW-009 | 04/18/17 | 49.3 | 41.1 | 0.0 | 9.6 | 121.4 | -0.1 |
| GEW-009 | 04/25/17 | 48.9 | 41.9 | 0.0 | 9.2 | 123.4 | 0.0 |
| GEW-009 | 05/03/17 | 53.5 | 42.3 | 0.0 | 4.2 | 121.5 | -0.3 |
| GEW-009 | 05/09/17 | 51.6 | 42.8 | 0.0 | 5.6 | 124.1 | 0.5 |
| GEW-009 | 05/09/17 | 51.8 | 40.4 | 0.0 | 7.8 | 124.0 | 0.2 |
| GEW-009 | 05/12/17 | 46.9 | 40.7 | 0.0 | 12.4 | 118.1 | -1.2 |
| GEW-009 | 05/12/17 | 46.0 | 41.2 | 0.0 | 12.8 | 117.7 | -0.9 |
| GEW-009 | 05/16/17 | 46.4 | 40.2 | 0.0 | 13.4 | 119.7 | -0.5 |
| GEW-009 | 05/23/17 | 46.1 | 41.5 | 0.0 | 12.4 | 120.2 | -0.4 |
| GEW-009 | 05/23/17 | 46.1 | 41.6 | 0.0 | 12.3 | 120.6 | -0.4 |
| GEW-009 | 05/31/17 | 45.9 | 41.1 | 0.0 | 13.0 | 120.5 | -0.5 |
| GEW-009 | 05/31/17 | 46.0 | 40.9 | 0.0 | 13.1 | 120.6 | -0.4 |
| GEW-009 | 06/06/17 | 47.1 | 39.4 | 0.0 | 13.5 | 122.0 | -0.3 |
| GEW-009 | 06/06/17 | 47.1 | 40.1 | 0.0 | 12.8 | 122.1 | -0.4 |
| GEW-009 | 06/13/17 | 49.2 | 40.8 | 0.0 | 10.0 | 122.6 | -0.2 |
| GEW-009 | 06/20/17 | 50.1 | 39.8 | 0.0 | 10.1 | 123.1 | -0.2 |
| GEW-009 | 06/26/17 | Not read due to safety concerns. | | | | | |
| GEW-009 | 07/05/17 | 49.7 | 40.3 | 0.0 | 10.0 | 122.3 | -0.3 |
| GEW-009 | 07/10/17 | 50.1 | 41.0 | 0.0 | 8.9 | 123.4 | -0.3 |
| GEW-009 | 07/10/17 | 50.6 | 40.3 | 0.0 | 9.1 | 123.4 | -0.2 |

GEW-009 Wellhead Temperatures



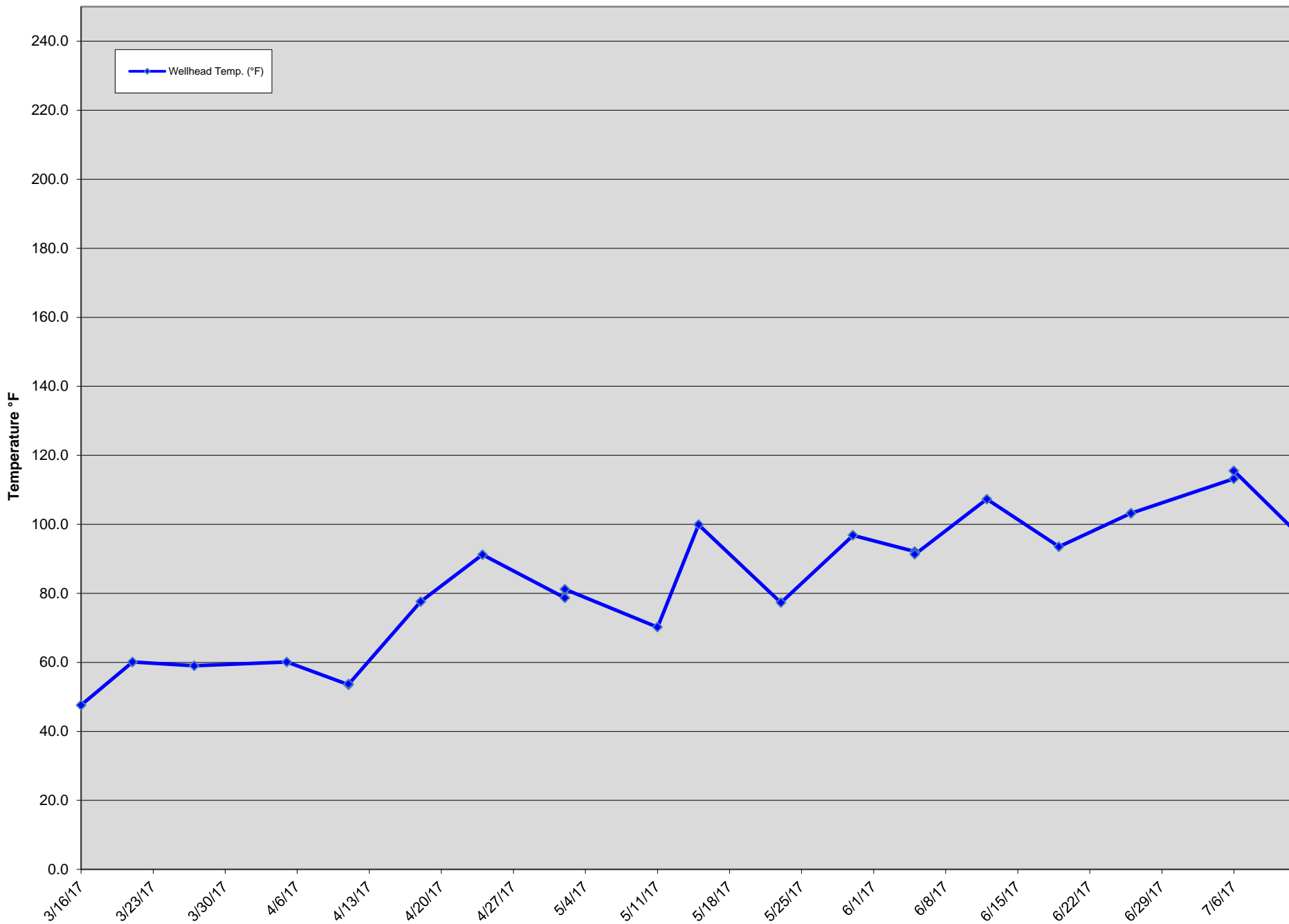
| GEW ID# | Reading Date | CH4 (% Vol.) | CO2 (% Vol.) | Oxygen (% Vol.) | Balance (% Vol.) | Wellhead Temp. (°F) | Initial Static Pressure (In W.C.) |
|---------|--------------|--------------|--------------|-----------------|------------------|---------------------|-----------------------------------|
| GEW-010 | 03/16/17 | 53.8 | 41.9 | 0.4 | 3.9 | 59.2 | -1.7 |
| GEW-010 | 03/16/17 | 52.5 | 42.1 | 0.2 | 5.2 | 56.6 | -1.0 |
| GEW-010 | 03/21/17 | 56.3 | 40.5 | 0.0 | 3.2 | 48.5 | -0.6 |
| GEW-010 | 03/27/17 | 57.3 | 42.3 | 0.0 | 0.4 | 58.4 | -0.3 |
| GEW-010 | 04/05/17 | 54.4 | 45.6 | 0.0 | 0.0 | 59.4 | -0.2 |
| GEW-010 | 04/10/17 | 56.5 | 40.7 | 0.0 | 2.8 | 79.9 | -0.3 |
| GEW-010 | 04/10/17 | 55.9 | 36.8 | 0.0 | 7.3 | 79.4 | -0.3 |
| GEW-010 | 04/18/17 | 55.7 | 41.3 | 0.0 | 3.0 | 73.2 | -0.6 |
| GEW-010 | 04/24/17 | 56.9 | 41.4 | 0.0 | 1.7 | 94.1 | -0.6 |
| GEW-010 | 05/02/17 | 56.2 | 41.3 | 0.0 | 2.5 | 68.1 | -0.8 |
| GEW-010 | 05/02/17 | 58.3 | 39.1 | 0.0 | 2.6 | 69.1 | -0.8 |
| GEW-010 | 05/11/17 | 57.8 | 39.2 | 0.0 | 3.0 | 73.0 | -0.8 |
| GEW-010 | 05/15/17 | 56.4 | 39.6 | 0.0 | 4.0 | 86.1 | -0.9 |
| GEW-010 | 05/23/17 | 57.5 | 38.8 | 0.0 | 3.7 | 74.7 | -0.8 |
| GEW-010 | 05/30/17 | 56.5 | 42.9 | 0.0 | 0.6 | 97.7 | -1.0 |
| GEW-010 | 6/5/17 | 55.4 | 40.1 | 0.0 | 4.5 | 94.6 | -1.2 |
| GEW-010 | 6/5/17 | 55.2 | 39.8 | 0.0 | 5.0 | 95.8 | -1.2 |
| GEW-010 | 6/12/17 | 54.2 | 39.4 | 0.0 | 6.4 | 95.0 | -1.1 |
| GEW-010 | 6/19/17 | 55.5 | 40.7 | 0.1 | 3.7 | 92.9 | -1.2 |
| GEW-010 | 6/26/17 | 56.5 | 40.8 | 0 | 2.7 | 89.3 | -1.3 |
| GEW-010 | 7/5/17 | 56.6 | 41.3 | 0 | 2.1 | 93.9 | -1.0 |
| GEW-010 | 7/11/17 | 55.3 | 40 | 0 | 4.7 | 112.8 | -1.2 |
| GEW-010 | 7/11/17 | 53.5 | 38.3 | 0 | 8.2 | 113.1 | -1.25 |

GEW-010 Wellhead Temperatures



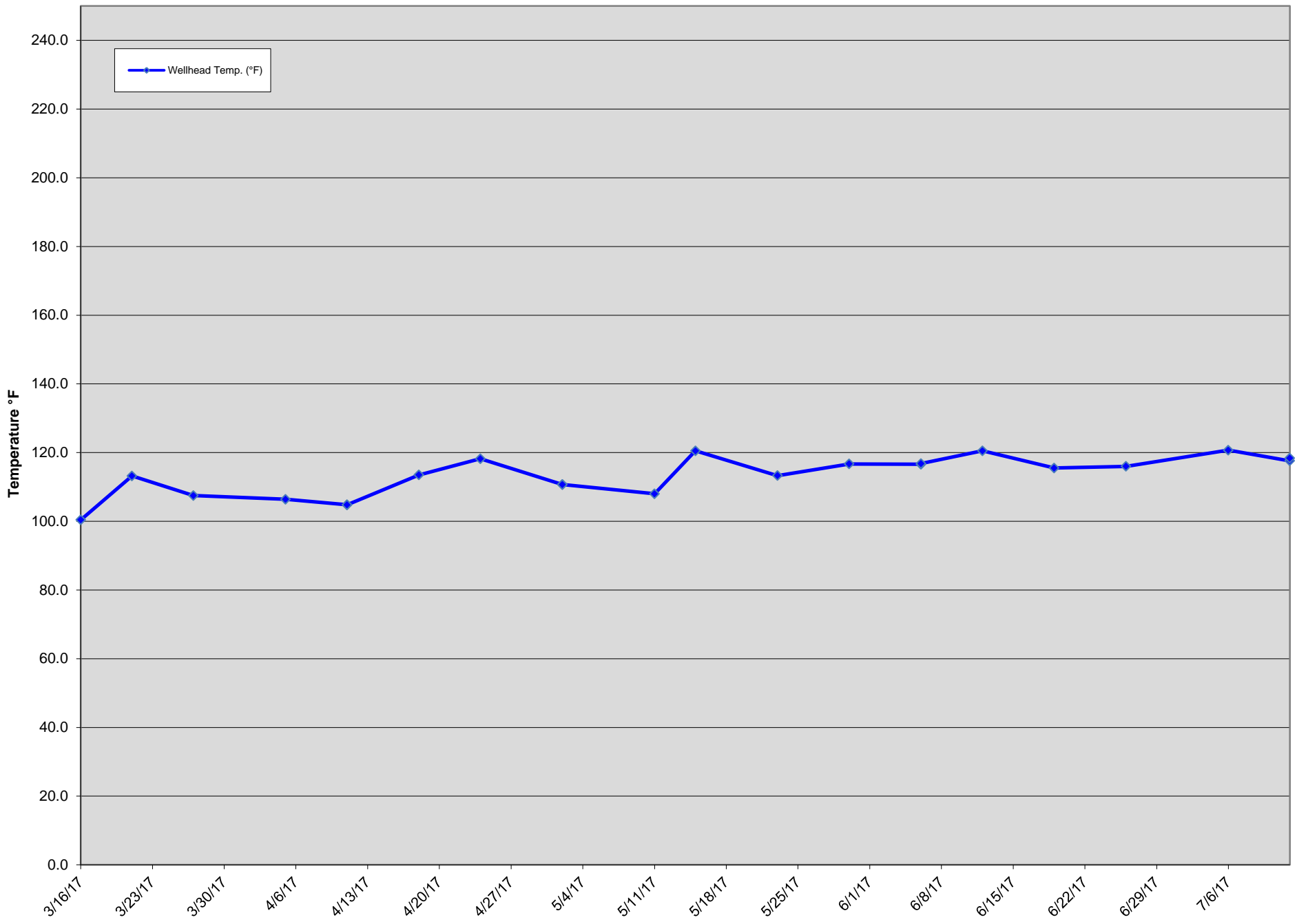
| GEW ID# | Reading Date | CH4 (% Vol.) | CO2 (% Vol.) | Oxygen (% Vol.) | Balance (% Vol.) | Wellhead Temp. (°F) | Initial Static Pressure (In W.C.) |
|---------|--------------|--------------|--------------|-----------------|------------------|---------------------|-----------------------------------|
| GEW-038 | 03/16/17 | 1.3 | 55.0 | 0.4 | 43.3 | 47.6 | -9.4 |
| GEW-038 | 03/21/17 | 1.6 | 53.8 | 1.4 | 43.2 | 60.1 | -9.4 |
| GEW-038 | 03/27/17 | 2.8 | 55.7 | 0.1 | 41.4 | 59.0 | -17.9 |
| GEW-038 | 04/05/17 | 3.9 | 53.3 | 2.0 | 40.8 | 60.1 | -7.1 |
| GEW-038 | 04/11/17 | 7.8 | 55.9 | 0.7 | 35.6 | 53.5 | -2.8 |
| GEW-038 | 04/11/17 | 7.4 | 53.7 | 0.8 | 38.1 | 53.7 | -2.8 |
| GEW-038 | 04/18/17 | 1.2 | 52.5 | 1.7 | 44.6 | 77.6 | -4.8 |
| GEW-038 | 04/24/17 | 1.3 | 54.7 | 1.5 | 42.5 | 91.2 | -3.0 |
| GEW-038 | 05/02/17 | 1.6 | 55.6 | 0.2 | 42.6 | 78.7 | -2.0 |
| GEW-038 | 05/02/17 | 1.2 | 57.0 | 0.3 | 41.5 | 81.2 | -2.1 |
| GEW-038 | 05/11/17 | 1.4 | 54.0 | 0.9 | 43.7 | 70.2 | -3.5 |
| GEW-038 | 05/15/17 | 1.6 | 51.0 | 1.8 | 45.6 | 99.9 | -2.5 |
| GEW-038 | 05/23/17 | 2.1 | 51.1 | 1.5 | 45.3 | 77.3 | -3.2 |
| GEW-038 | 05/30/17 | 1.3 | 51.6 | 2.6 | 44.5 | 96.8 | -4.1 |
| GEW-038 | 06/05/17 | 1.9 | 50.5 | 3.2 | 44.4 | 92.1 | -4.7 |
| GEW-038 | 06/05/17 | 1.7 | 48.3 | 3.1 | 46.9 | 91.3 | -4.7 |
| GEW-038 | 06/12/17 | 1.3 | 51.7 | 2.9 | 44.1 | 107.3 | -4.7 |
| GEW-038 | 06/19/17 | 1.4 | 51.6 | 2.8 | 44.2 | 93.5 | -5.8 |
| GEW-038 | 06/26/17 | 1.9 | 50.5 | 3.3 | 44.3 | 103.2 | -5.7 |
| GEW-038 | 06/26/17 | 1.9 | 50.5 | 3.3 | 44.3 | 103.2 | -5.7 |
| GEW-038 | 07/06/17 | 0.9 | 46.0 | 5.1 | 48.0 | 113.2 | -8.3 |
| GEW-038 | 07/06/17 | 0.9 | 46.0 | 5.1 | 48.0 | 115.5 | -5.9 |
| GEW-038 | 07/12/17 | 1.8 | 51.2 | 1.6 | 45.4 | 97.9 | -3.5 |
| GEW-038 | 07/12/17 | 1.1 | 43.1 | 1.7 | 54.1 | 100.4 | -3.6 |

GEW-038 Wellhead Temperatures



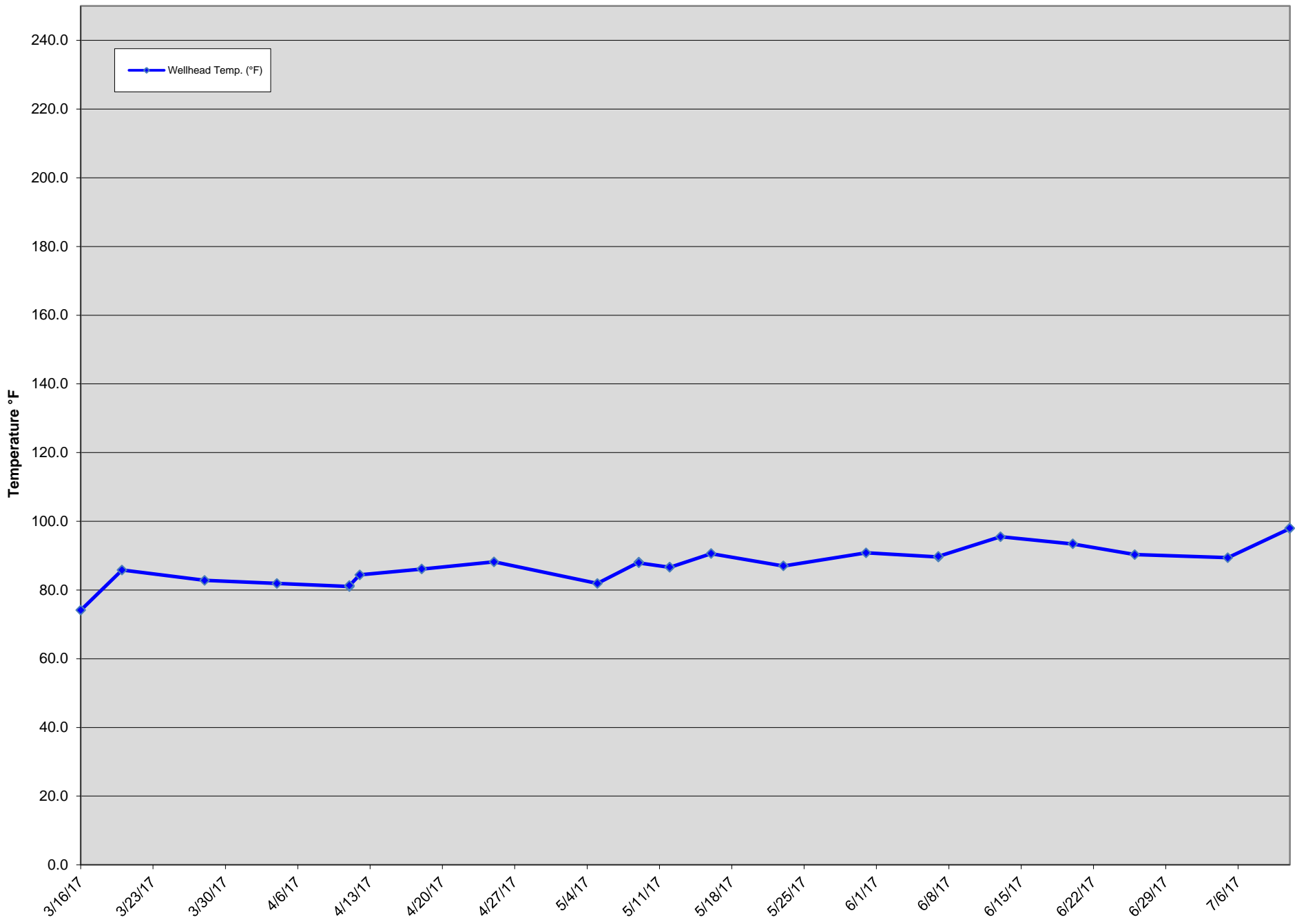
| GEW ID# | Reading Date | CH4 (% Vol.) | CO2 (% Vol.) | Oxygen (% Vol.) | Balance (% Vol.) | Wellhead Temp. (°F) | Initial Static Pressure (In W.C.) |
|---------|--------------|--------------|--------------|-----------------|------------------|---------------------|-----------------------------------|
| GEW-039 | 03/16/17 | 43.7 | 50.9 | 0.0 | 5.4 | 100.4 | -0.1 |
| GEW-039 | 03/21/17 | 45.0 | 50.3 | 0.0 | 4.7 | 113.2 | -0.2 |
| GEW-039 | 03/27/17 | 45.9 | 50.7 | 0.0 | 3.4 | 107.5 | -0.2 |
| GEW-039 | 04/05/17 | 44.9 | 52.1 | 0.0 | 3.0 | 106.4 | -0.1 |
| GEW-039 | 04/11/17 | 33.2 | 54.7 | 0.0 | 12.1 | 104.8 | -0.3 |
| GEW-039 | 04/11/17 | 44.8 | 46.9 | 0.0 | 8.3 | 104.8 | -0.2 |
| GEW-039 | 04/18/17 | 46.4 | 48.2 | 0.0 | 5.4 | 113.5 | -0.2 |
| GEW-039 | 04/24/17 | 44.9 | 50.4 | 0.0 | 4.7 | 118.2 | -0.1 |
| GEW-039 | 05/02/17 | 45.2 | 51.4 | 0.0 | 3.4 | 110.7 | -0.3 |
| GEW-039 | 05/02/17 | 46.5 | 50.0 | 0.0 | 3.5 | 110.7 | -0.4 |
| GEW-039 | 05/11/17 | 43.9 | 50.7 | 0.0 | 5.4 | 108.0 | -0.3 |
| GEW-039 | 05/15/17 | 48.2 | 49.7 | 0.0 | 2.1 | 120.5 | -0.3 |
| GEW-039 | 05/23/17 | 44.2 | 50.6 | 0.0 | 5.2 | 113.3 | -0.2 |
| GEW-039 | 05/30/17 | 45.9 | 51.0 | 0.0 | 3.1 | 116.7 | -0.2 |
| GEW-039 | 06/06/17 | 43.0 | 48.8 | 0.0 | 8.2 | 116.6 | -0.4 |
| GEW-039 | 06/06/17 | 44.0 | 47.9 | 0.0 | 8.1 | 116.8 | -0.5 |
| GEW-039 | 06/12/17 | 44.6 | 49.2 | 0.0 | 6.2 | 120.5 | -0.6 |
| GEW-039 | 06/19/17 | 47.5 | 48.1 | 0.0 | 4.4 | 115.5 | -0.2 |
| GEW-039 | 06/26/17 | 47.5 | 50.7 | 0.0 | 1.8 | 116.0 | -0.7 |
| GEW-039 | 07/06/17 | 44.1 | 51.2 | 0.0 | 4.7 | 120.7 | -0.4 |
| GEW-039 | 07/12/17 | 46.1 | 50.9 | 0.0 | 3.0 | 117.6 | -0.5 |
| GEW-039 | 07/12/17 | 46.7 | 50.1 | 0.0 | 3.2 | 118.4 | -0.4 |

GEW-039 Wellhead Temperatures



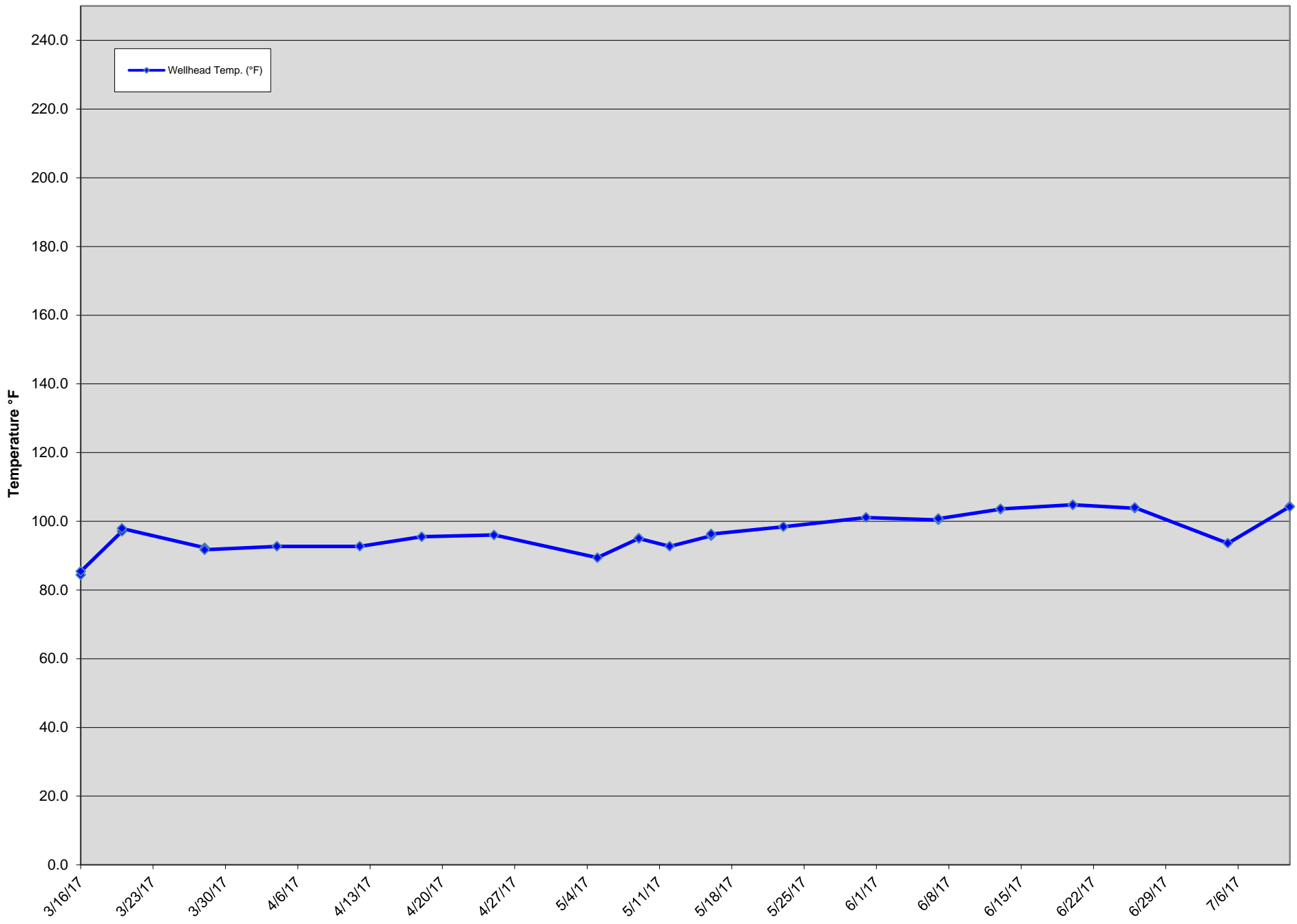
| GEW ID# | Reading Date | CH4 (% Vol.) | CO2 (% Vol.) | Oxygen (% Vol.) | Balance (% Vol.) | Wellhead Temp. (°F) | Initial Static Pressure (In W.C.) |
|---------|--------------|--------------|--------------|-----------------|------------------|---------------------|-----------------------------------|
| GEW-040 | 03/16/17 | 57.6 | 41.6 | 0.0 | 0.8 | 74.1 | -0.2 |
| GEW-040 | 03/20/17 | 58.5 | 39.9 | 0.0 | 1.6 | 85.8 | -0.3 |
| GEW-040 | 03/28/17 | 57.1 | 41.3 | 0.0 | 1.6 | 82.8 | -0.3 |
| GEW-040 | 04/04/17 | 56.4 | 42.8 | 0.0 | 0.8 | 81.9 | -0.3 |
| GEW-040 | 04/11/17 | 57.7 | 41.8 | 0.0 | 0.5 | 81.0 | -0.5 |
| GEW-040 | 04/11/17 | 58.8 | 40.2 | 0.0 | 1.0 | 81.3 | -0.5 |
| GEW-040 | 04/12/17 | 54.6 | 41.4 | 0.0 | 4.0 | 84.4 | -0.5 |
| GEW-040 | 04/18/17 | 55.9 | 41.1 | 0.0 | 3.0 | 86.1 | -0.3 |
| GEW-040 | 04/25/17 | 52.0 | 41.2 | 0.0 | 6.8 | 88.2 | -0.3 |
| GEW-040 | 05/05/17 | 60.9 | 37.4 | 0.0 | 1.7 | 81.9 | -0.3 |
| GEW-040 | 05/09/17 | 55.9 | 41.0 | 0.0 | 3.1 | 88.1 | -0.2 |
| GEW-040 | 05/09/17 | 56.9 | 38.9 | 0.0 | 4.2 | 87.9 | -0.2 |
| GEW-040 | 05/12/17 | 55.6 | 41.4 | 0.0 | 3.0 | 86.6 | -0.5 |
| GEW-040 | 05/12/17 | 56.8 | 40.8 | 0.0 | 2.4 | 86.6 | -0.5 |
| GEW-040 | 05/16/17 | 55.8 | 40.9 | 0.0 | 3.3 | 90.6 | -0.4 |
| GEW-040 | 05/23/17 | 58.1 | 39.2 | 0.0 | 2.7 | 87.0 | -0.4 |
| GEW-040 | 05/31/17 | 57.3 | 40.1 | 0.0 | 2.6 | 90.8 | -0.6 |
| GEW-040 | 06/07/17 | 57.0 | 40.3 | 0.0 | 2.7 | 89.6 | -0.4 |
| GEW-040 | 06/07/17 | 57.1 | 40.8 | 0.0 | 2.1 | 89.8 | -0.5 |
| GEW-040 | 06/13/17 | 55.3 | 41.3 | 0.0 | 3.4 | 95.5 | -0.4 |
| GEW-040 | 06/20/17 | 51.9 | 39.3 | 0.0 | 8.8 | 93.4 | -0.3 |
| GEW-040 | 06/26/17 | 53.1 | 41.4 | 0.0 | 5.5 | 90.3 | -0.2 |
| GEW-040 | 07/05/17 | 52.9 | 40.4 | 0.0 | 6.7 | 89.4 | -0.3 |
| GEW-040 | 07/11/17 | 57.7 | 39.4 | 0.0 | 2.9 | 97.9 | -0.4 |
| GEW-040 | 07/11/17 | 57.8 | 39.3 | 0.0 | 2.9 | 98.0 | -0.4 |

GEW-040 Wellhead Temperatures



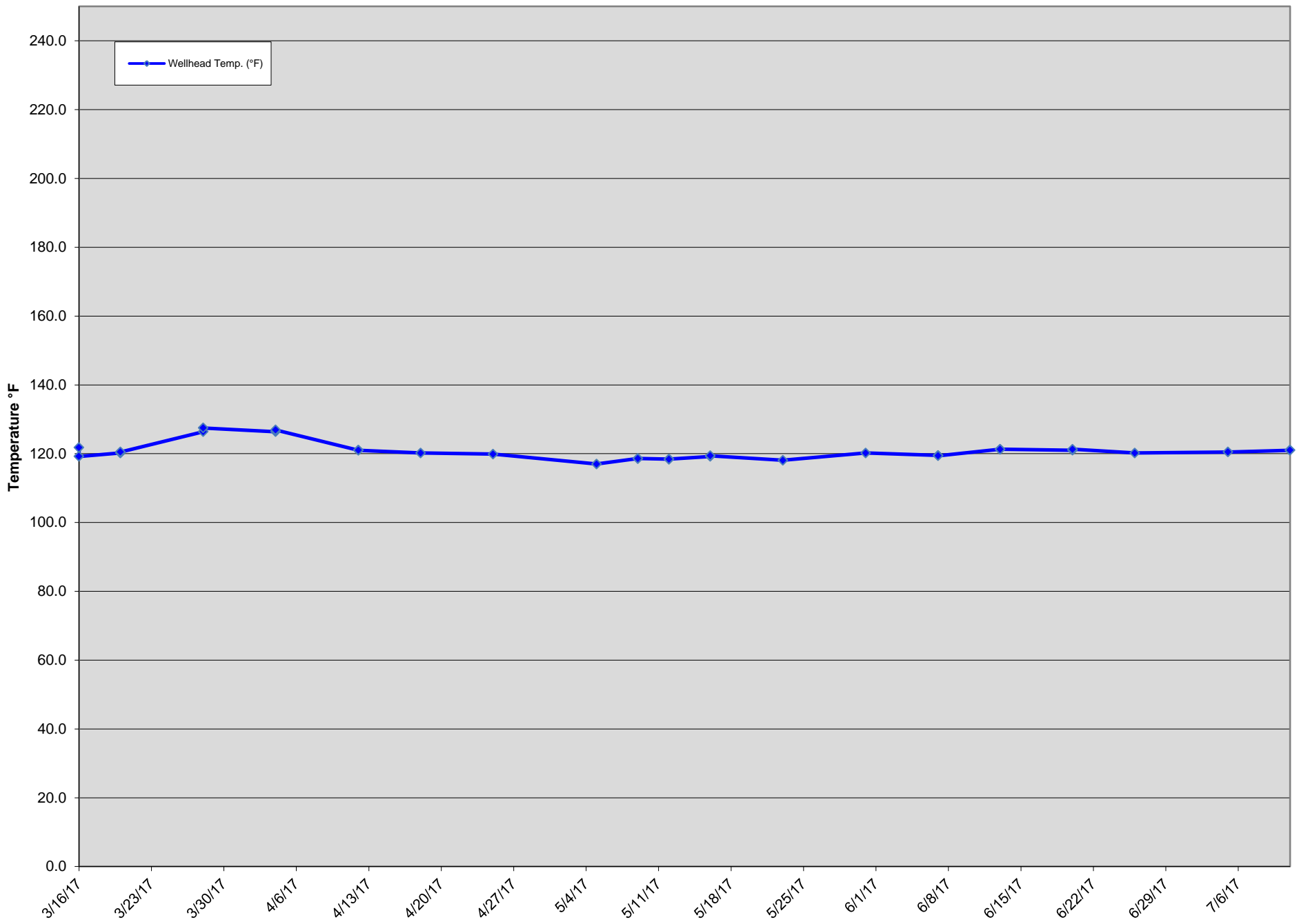
| GEW ID# | Reading Date | CH4 (% Vol.) | CO2 (% Vol.) | Oxygen (% Vol.) | Balance (% Vol.) | Wellhead Temp. (°F) | Initial Static Pressure (In W.C.) |
|----------|--------------|--------------|--------------|-----------------|------------------|---------------------|-----------------------------------|
| GEW-041R | 03/16/17 | 55.3 | 40.2 | 0.0 | 4.5 | 84.4 | 0.5 |
| GEW-041R | 03/16/17 | 55.7 | 39.2 | 0.0 | 5.1 | 85.4 | 0.4 |
| GEW-041R | 03/20/17 | 57.5 | 37.8 | 0.0 | 4.7 | 97.1 | 0.1 |
| GEW-041R | 03/20/17 | 57.0 | 39.2 | 0.0 | 3.8 | 97.9 | 0.0 |
| GEW-041R | 03/28/17 | 54.9 | 38.1 | 0.3 | 6.7 | 92.3 | -0.2 |
| GEW-041R | 03/28/17 | 54.9 | 38.1 | 0.2 | 6.8 | 91.7 | -0.2 |
| GEW-041R | 04/04/17 | 55.3 | 39.5 | 0.1 | 5.1 | 92.7 | -0.2 |
| GEW-041R | 04/12/17 | 53.7 | 37.9 | 0.0 | 8.4 | 92.7 | -0.4 |
| GEW-041R | 04/18/17 | 54.3 | 39.3 | 0.0 | 6.4 | 95.5 | -0.1 |
| GEW-041R | 04/25/17 | 54.0 | 39.9 | 0.0 | 6.1 | 96.0 | -0.1 |
| GEW-041R | 05/05/17 | 58.4 | 38.3 | 0.0 | 3.3 | 89.4 | -0.2 |
| GEW-041R | 05/09/17 | 56.7 | 37.9 | 0.0 | 5.4 | 95.0 | 0.0 |
| GEW-041R | 05/09/17 | 57.3 | 36.6 | 0.0 | 6.1 | 95.0 | 0.0 |
| GEW-041R | 05/12/17 | 56.2 | 38.7 | 0.2 | 4.9 | 92.7 | -0.3 |
| GEW-041R | 05/16/17 | 56.0 | 39.0 | 0.0 | 5.0 | 95.8 | 0.2 |
| GEW-041R | 05/16/17 | 56.0 | 38.7 | 0.0 | 5.3 | 96.3 | 0.0 |
| GEW-041R | 05/23/17 | 55.3 | 37.8 | 0.1 | 6.8 | 98.4 | -0.2 |
| GEW-041R | 05/31/17 | 56.4 | 38.0 | 0.1 | 5.5 | 101.1 | -0.3 |
| GEW-041R | 06/07/17 | 55.6 | 39.4 | 0.0 | 5.0 | 100.4 | 0.1 |
| GEW-041R | 06/07/17 | 55.6 | 39.3 | 0.0 | 5.1 | 100.8 | 0.1 |
| GEW-041R | 06/13/17 | 54.8 | 39.0 | 0.0 | 6.2 | 103.5 | 0.1 |
| GEW-041R | 06/13/17 | 54.8 | 39.7 | 0.0 | 5.5 | 103.6 | 0.2 |
| GEW-041R | 06/20/17 | 57.1 | 37.5 | 0.0 | 5.4 | 104.8 | 0.0 |
| GEW-041R | 06/20/17 | 57.6 | 38.0 | 0.0 | 4.4 | 104.8 | -0.1 |
| GEW-041R | 06/26/17 | 56.5 | 39.4 | 0.0 | 4.1 | 103.8 | 0.0 |
| GEW-041R | 06/26/17 | 56.9 | 39.8 | 0.0 | 3.3 | 104.0 | -0.1 |
| GEW-041R | 07/05/17 | 54.3 | 38.7 | 0.0 | 7.0 | 93.6 | -0.1 |
| GEW-041R | 07/11/17 | 58.4 | 37.9 | 0.0 | 3.7 | 104.3 | -0.2 |
| GEW-041R | 07/11/17 | 58.4 | 37.1 | 0.0 | 4.5 | 104.2 | -0.1 |

GEW-041R Wellhead Temperatures



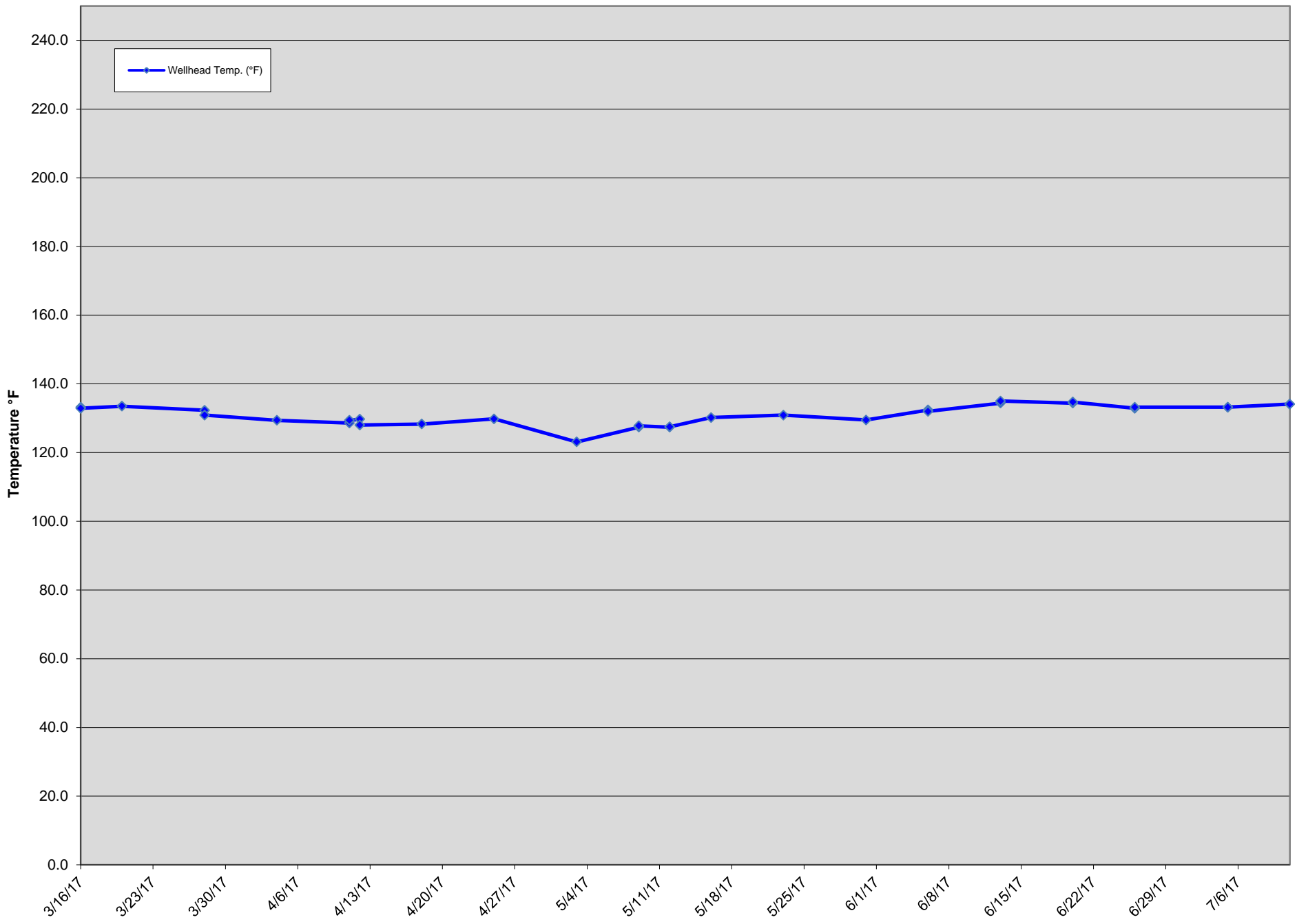
| GEW ID# | Reading Date | CH4 (% Vol.) | CO2 (% Vol.) | Oxygen (% Vol.) | Balance (% Vol.) | Wellhead Temp. (°F) | Initial Static Pressure (In W.C.) |
|----------|--------------|--------------|--------------|-----------------|------------------|---------------------|-----------------------------------|
| GEW-043R | 03/16/17 | 55.5 | 40.7 | 0.0 | 3.8 | 121.8 | -1.5 |
| GEW-043R | 03/16/17 | 55.5 | 41.5 | 0.0 | 3.0 | 119.2 | -0.6 |
| GEW-043R | 03/20/17 | 55.4 | 41.6 | 0.0 | 3.0 | 120.2 | 0.1 |
| GEW-043R | 03/20/17 | 55.4 | 41.4 | 0.0 | 3.2 | 120.5 | 0.1 |
| GEW-043R | 03/28/17 | 54.4 | 42.2 | 0.0 | 3.4 | 126.4 | 0.2 |
| GEW-043R | 03/28/17 | 53.9 | 42.7 | 0.0 | 3.4 | 127.5 | 0.1 |
| GEW-043R | 04/04/17 | 55.9 | 41.2 | 0.0 | 2.9 | 126.4 | -0.8 |
| GEW-043R | 04/04/17 | 55.4 | 43.1 | 0.0 | 1.5 | 126.9 | -0.7 |
| GEW-043R | 04/12/17 | 54.0 | 39.6 | 0.0 | 6.4 | 121.0 | -0.9 |
| GEW-043R | 04/12/17 | 55.3 | 40.1 | 0.0 | 4.6 | 121.0 | -0.8 |
| GEW-043R | 04/18/17 | 54.2 | 40.6 | 0.0 | 5.2 | 120.2 | -0.2 |
| GEW-043R | 04/25/17 | 53.1 | 40.1 | 0.0 | 6.8 | 119.9 | -0.1 |
| GEW-043R | 05/05/17 | 56.1 | 40.3 | 0.0 | 3.6 | 117.0 | -0.4 |
| GEW-043R | 05/09/17 | 55.0 | 40.2 | 0.0 | 4.8 | 118.6 | 0.0 |
| GEW-043R | 05/09/17 | 54.7 | 41.1 | 0.0 | 4.2 | 118.6 | 0.1 |
| GEW-043R | 05/12/17 | 54.8 | 39.6 | 0.0 | 5.6 | 118.4 | -0.9 |
| GEW-043R | 05/12/17 | 54.8 | 41.3 | 0.0 | 3.9 | 118.4 | -0.9 |
| GEW-043R | 05/16/17 | 55.3 | 38.6 | 0.0 | 6.1 | 119.2 | 0.0 |
| GEW-043R | 05/16/17 | 54.3 | 40.8 | 0.0 | 4.9 | 119.4 | -0.1 |
| GEW-043R | 05/23/17 | 55.4 | 40.3 | 0.0 | 4.3 | 118.1 | -0.4 |
| GEW-043R | 05/31/17 | 57.0 | 40.8 | 0.0 | 2.2 | 120.2 | -0.8 |
| GEW-043R | 06/07/17 | 54.3 | 39.8 | 0.0 | 5.9 | 119.5 | 0.0 |
| GEW-043R | 06/07/17 | 54.4 | 41.8 | 0.0 | 3.8 | 119.4 | 0.0 |
| GEW-043R | 06/13/17 | 53.1 | 39.8 | 0.0 | 7.1 | 121.3 | 0.2 |
| GEW-043R | 06/13/17 | 53.0 | 42.1 | 0.0 | 4.9 | 121.3 | 0.2 |
| GEW-043R | 06/20/17 | 54.7 | 38.6 | 0.0 | 6.7 | 121.0 | 0.0 |
| GEW-043R | 06/20/17 | 54.5 | 39.9 | 0.0 | 5.6 | 121.3 | -0.1 |
| GEW-043R | 06/26/17 | 54.1 | 40.9 | 0.0 | 5.0 | 120.2 | -0.2 |
| GEW-043R | 07/05/17 | 54.3 | 39.0 | 0.0 | 6.7 | 120.5 | -0.3 |
| GEW-043R | 07/11/17 | 54.4 | 40.6 | 0.0 | 5.0 | 121.0 | -0.5 |
| GEW-043R | 07/11/17 | 54.4 | 40.7 | 0.0 | 4.9 | 121.0 | -0.4 |

GEW-043R Wellhead Temperatures



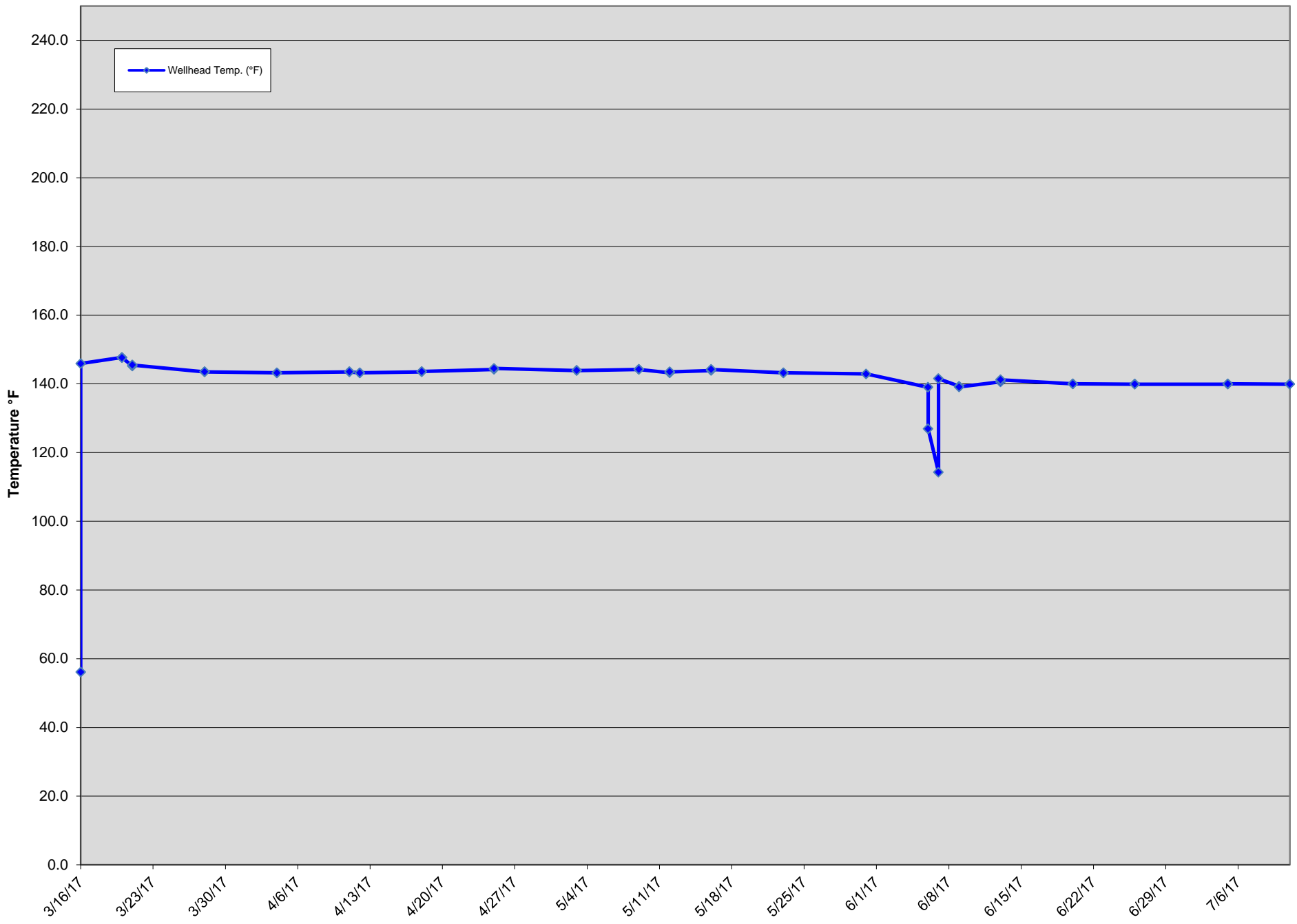
| GEW ID# | Reading Date | CH4 (% Vol.) | CO2 (% Vol.) | Oxygen (% Vol.) | Balance (% Vol.) | Wellhead Temp. (°F) | Initial Static Pressure (In W.C.) |
|---------|--------------|--------------|--------------|-----------------|------------------|---------------------|-----------------------------------|
| GEW-053 | 03/16/17 | 44.4 | 37.3 | 0.0 | 18.3 | 133.2 | -1.5 |
| GEW-053 | 03/16/17 | 44.5 | 37.5 | 0.0 | 18.0 | 132.9 | -1.4 |
| GEW-053 | 03/20/17 | 46.9 | 37.2 | 0.0 | 15.9 | 133.5 | -0.8 |
| GEW-053 | 03/28/17 | 46.1 | 39.0 | 0.0 | 14.9 | 132.3 | -1.2 |
| GEW-053 | 03/28/17 | 45.5 | 39.0 | 0.0 | 15.5 | 130.9 | -0.9 |
| GEW-053 | 04/04/17 | 47.8 | 39.0 | 0.0 | 13.2 | 129.4 | -1.1 |
| GEW-053 | 04/11/17 | 48.6 | 38.6 | 0.0 | 12.8 | 128.6 | -1.6 |
| GEW-053 | 04/11/17 | 48.9 | 39.1 | 0.0 | 12.0 | 129.4 | -1.6 |
| GEW-053 | 04/12/17 | 47.4 | 38.7 | 0.0 | 13.9 | 129.7 | -1.3 |
| GEW-053 | 04/12/17 | 47.6 | 38.8 | 0.0 | 13.6 | 128.0 | -1.2 |
| GEW-053 | 04/18/17 | 47.7 | 40.0 | 0.0 | 12.3 | 128.3 | -0.4 |
| GEW-053 | 04/25/17 | 47.8 | 40.8 | 0.0 | 11.4 | 129.8 | -0.2 |
| GEW-053 | 05/03/17 | 51.9 | 40.3 | 0.0 | 7.8 | 123.1 | -0.2 |
| GEW-053 | 05/09/17 | 50.4 | 39.3 | 0.0 | 10.3 | 127.4 | 0.0 |
| GEW-053 | 05/09/17 | 50.5 | 39.2 | 0.0 | 10.3 | 127.8 | 0.0 |
| GEW-053 | 05/12/17 | 50.4 | 40.1 | 0.0 | 9.5 | 127.4 | -1.0 |
| GEW-053 | 05/12/17 | 50.4 | 40.6 | 0.0 | 9.0 | 127.5 | -1.1 |
| GEW-053 | 05/16/17 | 49.6 | 37.9 | 0.0 | 12.5 | 130.2 | -0.1 |
| GEW-053 | 05/23/17 | 50.6 | 40.6 | 0.0 | 8.8 | 130.9 | -0.4 |
| GEW-053 | 05/31/17 | 49.9 | 41.9 | 0.0 | 8.2 | 129.5 | -0.8 |
| GEW-053 | 06/06/17 | 49.0 | 41.4 | 0.0 | 9.6 | 132.4 | -0.4 |
| GEW-053 | 06/06/17 | 48.8 | 41.8 | 0.0 | 9.4 | 132.0 | -0.4 |
| GEW-053 | 06/13/17 | 49.8 | 40.2 | 0.0 | 10.0 | 134.4 | 0.3 |
| GEW-053 | 06/13/17 | 49.2 | 42.0 | 0.0 | 8.8 | 135.0 | 0.2 |
| GEW-053 | 06/20/17 | 51.0 | 38.9 | 0.0 | 10.1 | 134.4 | 0.0 |
| GEW-053 | 06/20/17 | 51.4 | 39.4 | 0.0 | 9.2 | 134.7 | 0.0 |
| GEW-053 | 06/26/17 | 49.0 | 40.2 | 0.0 | 10.8 | 132.9 | -0.4 |
| GEW-053 | 06/26/17 | 50.9 | 41.3 | 0.0 | 7.8 | 133.2 | -0.4 |
| GEW-053 | 07/05/17 | 51.1 | 39.4 | 0.0 | 9.5 | 133.2 | -0.3 |
| GEW-053 | 07/05/17 | 51.2 | 40.4 | 0.0 | 8.4 | 133.2 | -0.3 |
| GEW-053 | 07/11/17 | 53.1 | 41.2 | 0.0 | 5.7 | 134.1 | -0.3 |
| GEW-053 | 07/11/17 | 52.9 | 38.9 | 0.0 | 8.2 | 134.1 | -0.3 |

GEW-053 Wellhead Temperatures



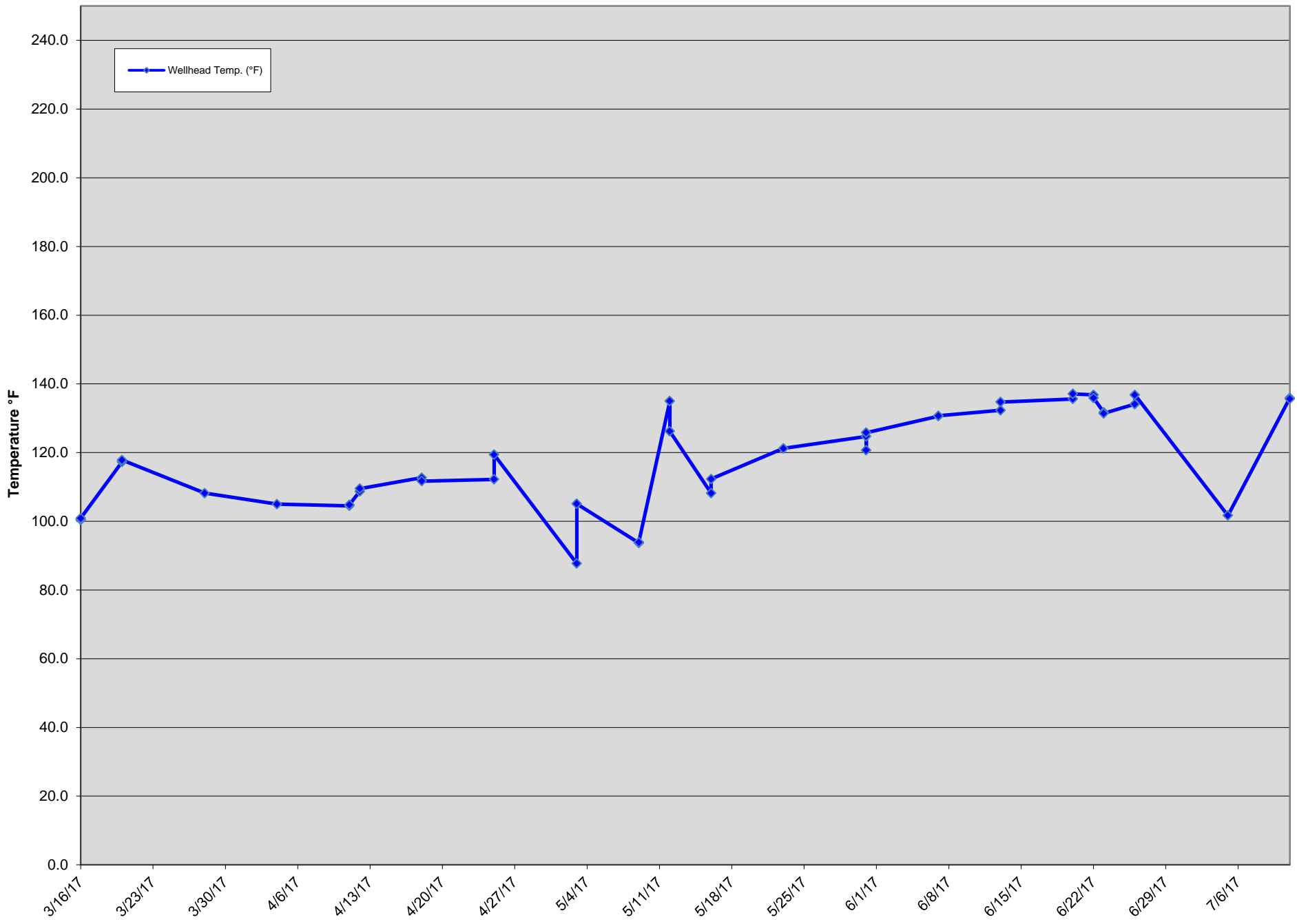
| GEW ID# | Reading Date | CH4 (% Vol.) | CO2 (% Vol.) | Oxygen (% Vol.) | Balance (% Vol.) | Wellhead Temp. (°F) | Initial Static Pressure (In W.C.) |
|---------|--------------|--------------|--------------|-----------------|------------------|---------------------|-----------------------------------|
| GEW-054 | 03/16/17 | 52.3 | 44.2 | 0.0 | 3.5 | 56.1 | 2.9 |
| GEW-054 | 03/16/17 | 51.9 | 42.1 | 0.0 | 6.0 | 145.9 | -1.4 |
| GEW-054 | 03/20/17 | 50.0 | 42.3 | 0.0 | 7.7 | 147.7 | -1.9 |
| GEW-054 | 03/20/17 | 49.8 | 42.2 | 0.0 | 8.0 | 147.6 | -6.2 |
| GEW-054 | 03/21/17 | 51.4 | 42.2 | 0.0 | 6.4 | 145.2 | -7.9 |
| GEW-054 | 03/21/17 | 51.2 | 41.6 | 0.0 | 7.2 | 145.5 | -7.5 |
| GEW-054 | 03/28/17 | 51.6 | 40.5 | 0.0 | 7.9 | 143.5 | -7.2 |
| GEW-054 | 03/28/17 | 51.0 | 41.6 | 0.0 | 7.4 | 143.5 | -6.9 |
| GEW-054 | 04/04/17 | 52.8 | 40.8 | 0.0 | 6.4 | 143.2 | -7.8 |
| GEW-054 | 04/04/17 | 51.8 | 42.8 | 0.0 | 5.4 | 143.2 | -7.7 |
| GEW-054 | 04/11/17 | 52.2 | 41.9 | 0.0 | 5.9 | 143.5 | -8.1 |
| GEW-054 | 04/11/17 | 52.6 | 42.0 | 0.0 | 5.4 | 143.5 | -7.8 |
| GEW-054 | 04/12/17 | 51.7 | 39.8 | 0.0 | 8.5 | 143.2 | -7.3 |
| GEW-054 | 04/12/17 | 50.8 | 41.2 | 0.0 | 8.0 | 143.2 | -7.2 |
| GEW-054 | 04/18/17 | 52.3 | 39.8 | 0.0 | 7.9 | 143.5 | -6.8 |
| GEW-054 | 04/18/17 | 50.5 | 42.1 | 0.0 | 7.4 | 143.6 | -6.8 |
| GEW-054 | 04/25/17 | 51.3 | 39.7 | 0.0 | 9.0 | 144.2 | -5.8 |
| GEW-054 | 04/25/17 | 50.6 | 41.8 | 0.0 | 7.6 | 144.5 | -6.3 |
| GEW-054 | 05/03/17 | 54.7 | 41.0 | 0.0 | 4.3 | 143.9 | -5.1 |
| GEW-054 | 05/03/17 | 53.8 | 41.9 | 0.0 | 4.3 | 143.9 | -5.5 |
| GEW-054 | 05/09/17 | 51.5 | 40.7 | 0.0 | 7.8 | 144.2 | -3.8 |
| GEW-054 | 05/09/17 | 51.8 | 41.2 | 0.0 | 7.0 | 144.2 | -3.8 |
| GEW-054 | 05/12/17 | 52.4 | 41.4 | 0.0 | 6.2 | 143.2 | -7.2 |
| GEW-054 | 05/12/17 | 51.9 | 42.1 | 0.0 | 6.0 | 143.5 | -7.5 |
| GEW-054 | 05/16/17 | 52.4 | 38.3 | 0.0 | 9.3 | 143.9 | -4.0 |
| GEW-054 | 05/16/17 | 51.6 | 41.5 | 0.0 | 6.9 | 144.2 | -4.2 |
| GEW-054 | 05/23/17 | 52.3 | 42.1 | 0.0 | 5.6 | 143.2 | -7.4 |
| GEW-054 | 05/23/17 | 52.3 | 42.2 | 0.0 | 5.5 | 143.2 | -7.3 |
| GEW-054 | 05/31/17 | 52.7 | 41.0 | 0.0 | 6.3 | 142.9 | -6.1 |
| GEW-054 | 06/06/17 | 51.9 | 41.0 | 0.0 | 7.1 | 139.0 | -6.9 |
| GEW-054 | 06/06/17 | 52.1 | 41.5 | 0.0 | 6.4 | 126.9 | -0.4 |
| GEW-054 | 06/07/17 | 53.7 | 42.2 | 0.0 | 4.1 | 114.3 | 1.0 |
| GEW-054 | 06/07/17 | 52.4 | 42.4 | 0.0 | 5.2 | 141.5 | -0.7 |
| GEW-054 | 06/09/17 | 53.3 | 39.1 | 0.0 | 7.6 | 139.3 | -1.0 |
| GEW-054 | 06/09/17 | 52.0 | 41.9 | 0.0 | 6.1 | 139.1 | -0.9 |
| GEW-054 | 06/13/17 | 51.4 | 40.0 | 0.0 | 8.6 | 140.6 | -0.6 |
| GEW-054 | 06/13/17 | 51.0 | 41.7 | 0.0 | 7.3 | 141.2 | -1.9 |
| GEW-054 | 06/20/17 | 53.0 | 38.3 | 0.0 | 8.7 | 140.0 | -3.1 |
| GEW-054 | 06/20/17 | 53.0 | 40.1 | 0.0 | 6.9 | 140.0 | -2.7 |
| GEW-054 | 06/26/17 | 52.5 | 39.4 | 0.0 | 8.1 | 139.9 | -3.1 |
| GEW-054 | 06/26/17 | 52.3 | 42.1 | 0.0 | 5.6 | 139.9 | -3.1 |
| GEW-054 | 07/05/17 | 52.6 | 38.3 | 0.0 | 9.1 | 139.9 | -3.2 |
| GEW-054 | 07/05/17 | 52.3 | 41.1 | 0.0 | 6.6 | 140.0 | -3.1 |
| GEW-054 | 07/11/17 | 52.3 | 41.5 | 0.0 | 6.2 | 139.9 | -3.4 |
| GEW-054 | 07/11/17 | 51.6 | 39.8 | 0.0 | 8.6 | 139.9 | -3.3 |

GEW-054 Wellhead Temperatures



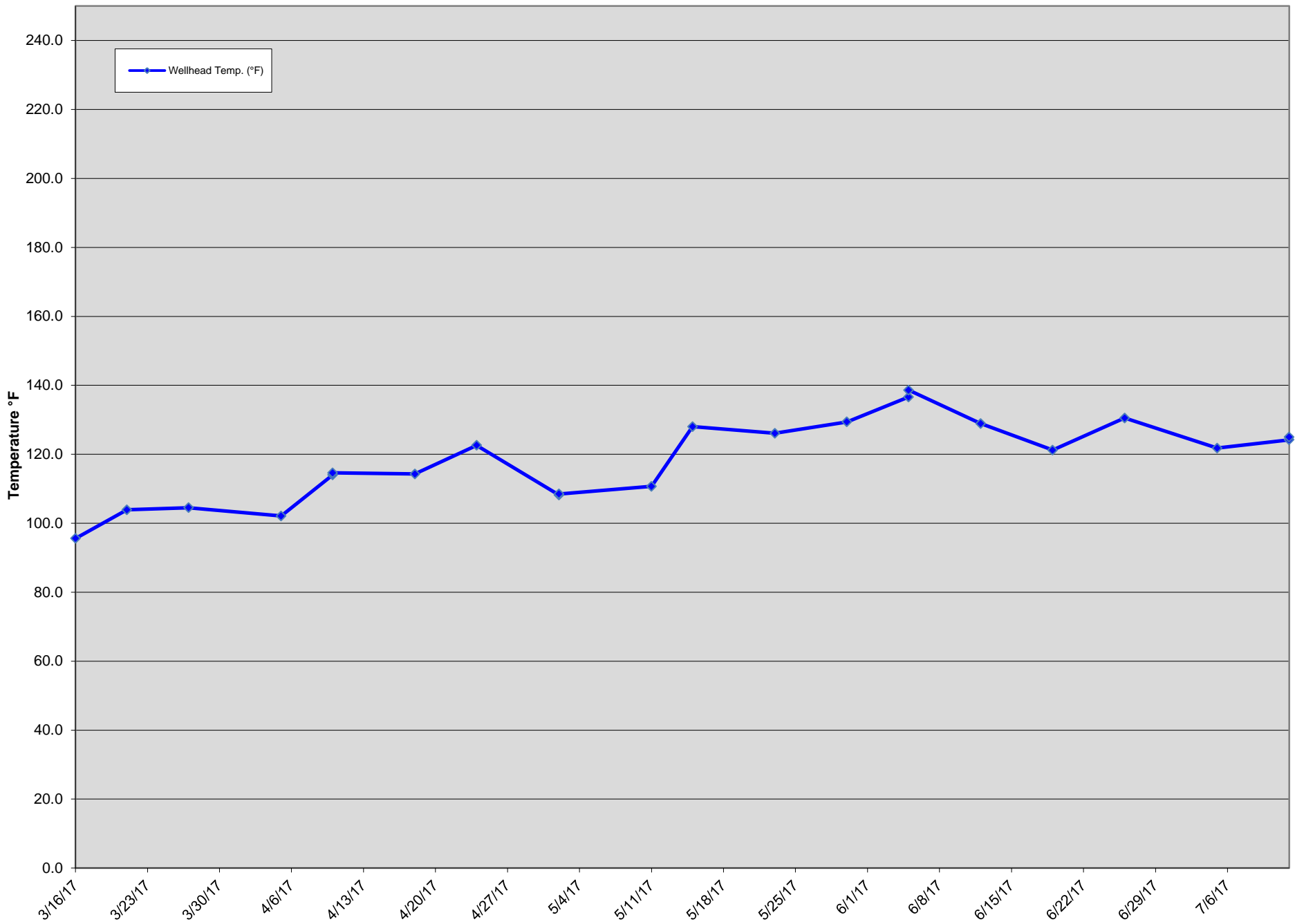
| GEW ID# | Reading Date | CH4 (% Vol.) | CO2 (% Vol.) | Oxygen (% Vol.) | Balance (% Vol.) | Wellhead Temp. (°F) | Initial Static Pressure (In W.C.) |
|---------|--------------|--------------|--------------|-----------------|------------------|---------------------|-----------------------------------|
| GEW-055 | 03/16/17 | 55.4 | 40.0 | 0.0 | 4.6 | 100.4 | 0.1 |
| GEW-055 | 03/16/17 | 53.4 | 42.7 | 0.0 | 3.9 | 100.9 | 0.0 |
| GEW-055 | 03/20/17 | 50.9 | 42.7 | 0.0 | 6.4 | 117.3 | 0.3 |
| GEW-055 | 03/20/17 | 50.9 | 43.3 | 0.0 | 5.8 | 117.8 | 0.2 |
| GEW-055 | 03/28/17 | 52.5 | 41.5 | 0.0 | 6.0 | 108.2 | -0.1 |
| GEW-055 | 04/04/17 | 51.5 | 42.3 | 0.0 | 6.2 | 105.0 | -0.4 |
| GEW-055 | 04/11/17 | 52.4 | 42.1 | 0.0 | 5.5 | 104.5 | -0.7 |
| GEW-055 | 04/11/17 | 51.1 | 43.3 | 0.0 | 5.6 | 104.8 | -0.7 |
| GEW-055 | 04/12/17 | 49.0 | 42.7 | 0.0 | 8.3 | 108.7 | -0.5 |
| GEW-055 | 04/12/17 | 49.8 | 43.1 | 0.0 | 7.1 | 109.5 | -0.5 |
| GEW-055 | 04/18/17 | 48.7 | 42.9 | 0.0 | 8.4 | 112.7 | 0.2 |
| GEW-055 | 04/18/17 | 49.0 | 43.7 | 0.0 | 7.3 | 111.7 | 0.2 |
| GEW-055 | 04/25/17 | 47.7 | 41.8 | 0.0 | 10.5 | 112.2 | 0.2 |
| GEW-055 | 04/25/17 | 47.9 | 43.2 | 0.0 | 8.9 | 119.4 | 0.1 |
| GEW-055 | 05/03/17 | 50.8 | 42.6 | 0.0 | 6.6 | 87.7 | 0.2 |
| GEW-055 | 05/03/17 | 50.4 | 44.1 | 0.0 | 5.5 | 105.1 | 0.1 |
| GEW-055 | 05/09/17 | 49.6 | 39.7 | 0.0 | 10.7 | 93.7 | 0.4 |
| GEW-055 | 05/09/17 | 48.3 | 41.8 | 0.0 | 9.9 | 93.9 | 0.4 |
| GEW-055 | 05/12/17 | 48.9 | 40.2 | 0.5 | 10.4 | 135.0 | -1.0 |
| GEW-055 | 05/12/17 | 48.7 | 42.4 | 0.0 | 8.9 | 126.2 | -0.6 |
| GEW-055 | 05/16/17 | 48.5 | 42.5 | 0.0 | 9.0 | 108.2 | 0.4 |
| GEW-055 | 05/16/17 | 48.4 | 43.3 | 0.0 | 8.3 | 112.3 | 0.4 |
| GEW-055 | 05/23/17 | 49.6 | 42.1 | 0.0 | 8.3 | 121.2 | -0.1 |
| GEW-055 | 05/31/17 | 49.5 | 42.3 | 0.0 | 8.2 | 124.7 | -0.3 |
| GEW-055 | 05/31/17 | 53.4 | 43.1 | 0.0 | 3.5 | 120.7 | 0.6 |
| GEW-055 | 05/31/17 | 54.6 | 42.2 | 0.0 | 3.2 | 125.8 | 0.4 |
| GEW-055 | 06/07/17 | 49.9 | 43.4 | 0.0 | 6.7 | 130.6 | 0.2 |
| GEW-055 | 06/07/17 | 50.0 | 44.0 | 0.0 | 6.0 | 130.7 | 0.2 |
| GEW-055 | 06/13/17 | 48.7 | 40.7 | 0.0 | 10.6 | 132.3 | 0.5 |
| GEW-055 | 06/13/17 | 48.5 | 43.1 | 0.0 | 8.4 | 134.7 | 0.3 |
| GEW-055 | 06/20/17 | 50.4 | 39.0 | 0.0 | 10.6 | 135.6 | 0.2 |
| GEW-055 | 06/20/17 | 50.0 | 41.5 | 0.0 | 8.5 | 137.1 | 0.1 |
| GEW-055 | 06/22/17 | 54.5 | 38.8 | 0.4 | 6.3 | 136.8 | -0.4 |
| GEW-055 | 06/22/17 | 53.7 | 41.9 | 0.1 | 4.3 | 135.9 | -0.3 |
| GEW-055 | 06/23/17 | 48.6 | 44.1 | 0.0 | 7.3 | 131.7 | 0.2 |
| GEW-055 | 06/23/17 | 48.8 | 43.5 | 0.0 | 7.7 | 131.4 | 0.2 |
| GEW-055 | 06/26/17 | 49.8 | 42.0 | 0.0 | 8.2 | 134.1 | 0.4 |
| GEW-055 | 06/26/17 | 49.5 | 43.6 | 0.0 | 6.9 | 136.8 | 0.3 |
| GEW-055 | 07/05/17 | 49.5 | 39.5 | 0.0 | 11.0 | 101.7 | -0.1 |
| GEW-055 | 07/11/17 | 49.0 | 41.8 | 0.0 | 9.2 | 135.9 | -0.2 |
| GEW-055 | 07/11/17 | 49.1 | 41.0 | 0.0 | 9.9 | 135.6 | -0.1 |

GEW-055 Wellhead Temperatures



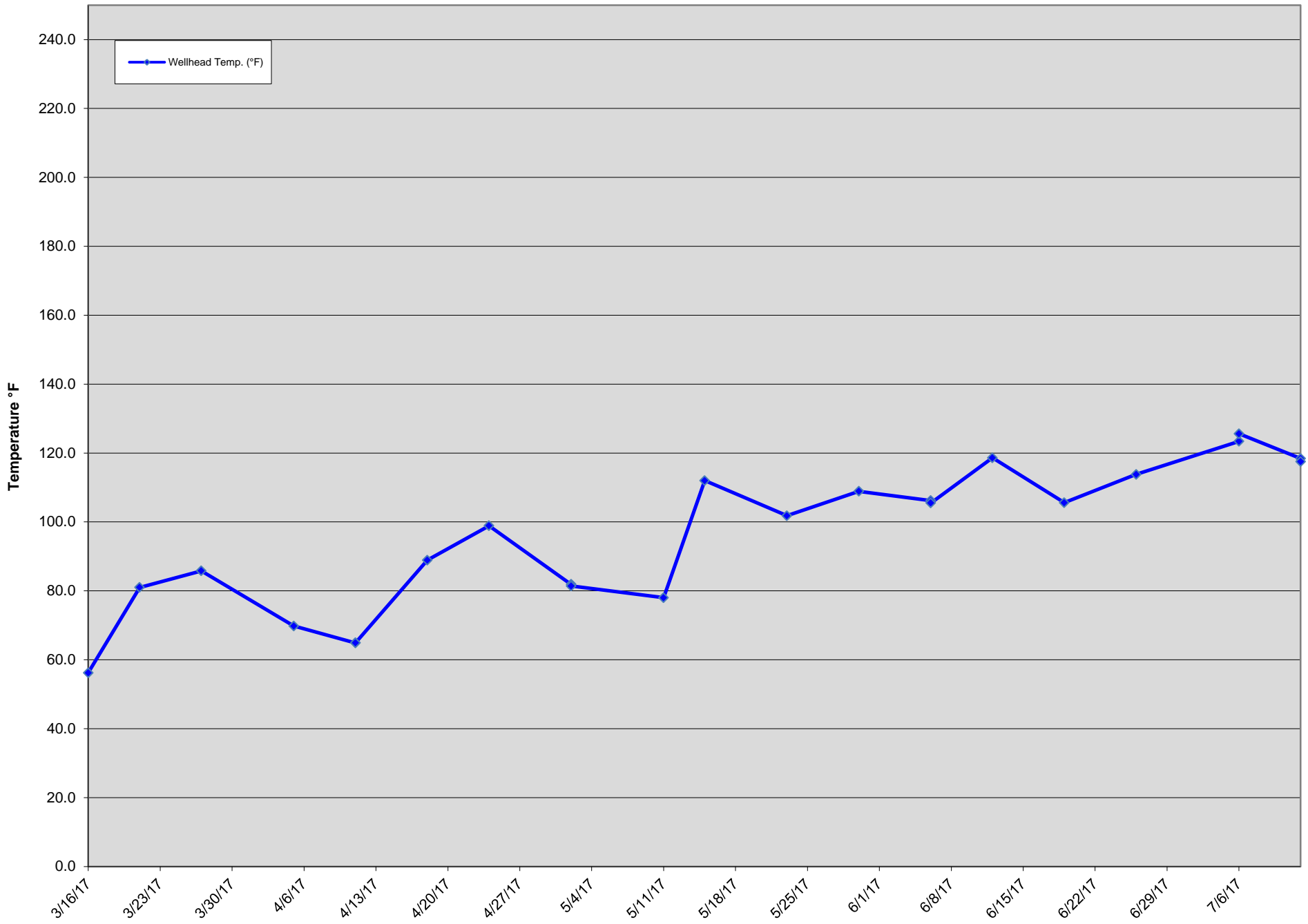
| GEW ID# | Reading Date | CH4 (% Vol.) | CO2 (% Vol.) | Oxygen (% Vol.) | Balance (% Vol.) | Wellhead Temp. (°F) | Initial Static Pressure (In W.C.) |
|----------|--------------|--------------|--------------|-----------------|------------------|---------------------|-----------------------------------|
| GEW-056R | 03/16/17 | 15.8 | 53.1 | 0.0 | 31.1 | 95.6 | -0.4 |
| GEW-056R | 03/21/17 | 19.5 | 51.6 | 0.0 | 28.9 | 103.9 | -0.5 |
| GEW-056R | 03/27/17 | 19.0 | 53.3 | 0.0 | 27.7 | 104.5 | -0.4 |
| GEW-056R | 04/05/17 | 17.2 | 52.0 | 0.0 | 30.8 | 102.1 | -0.4 |
| GEW-056R | 04/10/17 | 15.8 | 54.4 | 0.0 | 29.8 | 114.0 | -0.3 |
| GEW-056R | 04/10/17 | 16.0 | 52.2 | 0.0 | 31.8 | 114.6 | -0.3 |
| GEW-056R | 04/18/17 | 14.9 | 53.8 | 0.0 | 31.3 | 114.3 | -0.3 |
| GEW-056R | 04/24/17 | 12.9 | 54.9 | 0.0 | 32.2 | 122.6 | -0.1 |
| GEW-056R | 05/02/17 | 17.1 | 51.6 | 0.0 | 31.3 | 108.2 | -0.3 |
| GEW-056R | 05/02/17 | 16.2 | 49.8 | 0.0 | 34.0 | 108.5 | -0.3 |
| GEW-056R | 05/11/17 | 16.3 | 53.6 | 0.0 | 30.1 | 110.7 | -0.3 |
| GEW-056R | 05/15/17 | 13.9 | 52.8 | 0.0 | 33.3 | 128.0 | -0.2 |
| GEW-056R | 05/23/17 | 14.6 | 52.6 | 0.0 | 32.8 | 126.1 | -0.2 |
| GEW-056R | 05/30/17 | 15.4 | 54.6 | 0.0 | 30.0 | 129.4 | -0.2 |
| GEW-056R | 06/05/17 | 15.2 | 52.6 | 0.0 | 32.2 | 136.6 | -0.2 |
| GEW-056R | 06/05/17 | 14.9 | 51.7 | 0.0 | 33.4 | 138.6 | -0.2 |
| GEW-056R | 06/12/17 | 16.3 | 53.5 | 0.0 | 30.2 | 128.9 | -0.3 |
| GEW-056R | 06/19/17 | 20.3 | 52.2 | 0.0 | 27.5 | 121.2 | -0.3 |
| GEW-056R | 06/26/17 | 18.9 | 52.5 | 0.0 | 28.6 | 130.5 | -0.3 |
| GEW-056R | 07/05/17 | 18.7 | 51.1 | 0.0 | 30.2 | 121.8 | -0.3 |
| GEW-056R | 07/12/17 | 19.1 | 52.5 | 0.0 | 28.4 | 124.2 | -0.4 |
| GEW-056R | 07/12/17 | 17.3 | 52.0 | 0.0 | 30.7 | 125.0 | -0.4 |

GEW-056R Wellhead Temperatures



| GEW ID# | Reading Date | CH4 (% Vol.) | CO2 (% Vol.) | Oxygen (% Vol.) | Balance (% Vol.) | Wellhead Temp. (°F) | Initial Static Pressure (In W.C.) |
|---------|--------------|--------------|--------------|-----------------|------------------|---------------------|-----------------------------------|
| GEW-109 | 03/16/17 | 27.1 | 45.5 | 0.0 | 27.4 | 56.2 | -14.3 |
| GEW-109 | 03/21/17 | 26.3 | 46.4 | 0.0 | 27.3 | 81.0 | -14.8 |
| GEW-109 | 03/27/17 | 28.1 | 47.4 | 0.0 | 24.5 | 85.8 | -13.3 |
| GEW-109 | 04/05/17 | 25.6 | 50.4 | 0.0 | 24.0 | 69.8 | -14.0 |
| GEW-109 | 04/11/17 | 25.4 | 49.3 | 0.0 | 25.3 | 64.9 | -14.2 |
| GEW-109 | 04/11/17 | 24.7 | 47.3 | 0.1 | 27.9 | 64.9 | -14.1 |
| GEW-109 | 04/18/17 | 23.7 | 49.1 | 0.0 | 27.2 | 88.9 | -13.6 |
| GEW-109 | 04/24/17 | 23.3 | 46.6 | 0.4 | 29.7 | 98.9 | -13.3 |
| GEW-109 | 05/02/17 | 25.3 | 47.8 | 0.0 | 26.9 | 81.9 | -14.9 |
| GEW-109 | 05/02/17 | 24.3 | 49.1 | 0.0 | 26.6 | 81.4 | -15.1 |
| GEW-109 | 05/11/17 | 25.4 | 47.2 | 0.0 | 27.4 | 78.0 | -15.2 |
| GEW-109 | 05/15/17 | 27.7 | 48.5 | 0.0 | 23.8 | 112.0 | -13.2 |
| GEW-109 | 05/23/17 | 25.6 | 47.8 | 0.0 | 26.6 | 101.8 | -14.1 |
| GEW-109 | 05/30/17 | 26.5 | 49.3 | 0.0 | 24.2 | 108.9 | -13.8 |
| GEW-109 | 06/06/17 | 26.3 | 47.3 | 0.0 | 26.4 | 106.2 | -13.7 |
| GEW-109 | 06/06/17 | 26.0 | 47.2 | 0.0 | 26.8 | 105.5 | -14.1 |
| GEW-109 | 06/12/17 | 27.2 | 48.4 | 0.0 | 24.4 | 118.6 | -13.1 |
| GEW-109 | 06/19/17 | 31.0 | 46.3 | 0.1 | 22.6 | 105.6 | -14.2 |
| GEW-109 | 06/26/17 | 32.5 | 48.0 | 0.0 | 19.5 | 113.8 | -12.5 |
| GEW-109 | 07/06/17 | 31.0 | 47.8 | 0.0 | 21.2 | 123.4 | -13.3 |
| GEW-109 | 07/06/17 | 31.2 | 48.4 | 0.0 | 20.4 | 125.6 | -17.6 |
| GEW-109 | 07/12/17 | 33.1 | 44.2 | 0.0 | 22.7 | 118.4 | -17.2 |
| GEW-109 | 07/12/17 | 33.0 | 46.8 | 0.0 | 20.2 | 117.5 | -17.2 |

GEW-109 Wellhead Temperatures



| GEW ID# | Reading Date | CH4 (% Vol.) | CO2 (% Vol.) | Oxygen (% Vol.) | Balance (% Vol.) | Wellhead Temp. (°F) | Initial Static Pressure (In W.C.) |
|---------|--------------|--------------|--------------|-----------------|------------------|---------------------|-----------------------------------|
| GEW-110 | 03/16/17 | 13.6 | 43.7 | 2.0 | 40.7 | 67.0 | -0.1 |
| GEW-110 | 03/21/17 | 6.1 | 31.6 | 8.8 | 53.5 | 65.9 | -0.1 |
| GEW-110 | 03/21/17 | 5.6 | 33.3 | 9.1 | 52.0 | 66.4 | -0.1 |
| GEW-110 | 03/27/17 | 7.0 | 29.8 | 9.0 | 54.2 | 70.1 | -0.1 |
| GEW-110 | 03/27/17 | 6.6 | 31.8 | 8.9 | 52.7 | 70.0 | -0.1 |
| GEW-110 | 04/05/17 | 13.1 | 37.2 | 3.1 | 46.6 | 70.1 | -0.1 |
| GEW-110 | 04/10/17 | 5.7 | 28.6 | 11.3 | 54.4 | 82.8 | -0.2 |
| GEW-110 | 04/10/17 | 5.5 | 28.5 | 11.2 | 54.8 | 81.5 | -0.1 |
| GEW-110 | 04/18/17 | 16.2 | 42.2 | 2.7 | 38.9 | 77.3 | -0.1 |
| GEW-110 | 04/24/17 | 15.6 | 44.0 | 0.2 | 40.2 | 92.4 | -0.1 |
| GEW-110 | 05/02/17 | 6.7 | 23.7 | 10.5 | 59.1 | 71.4 | -0.2 |
| GEW-110 | 05/02/17 | 5.7 | 22.1 | 11.5 | 60.7 | 71.4 | -0.1 |
| GEW-110 | 05/11/17 | 5.6 | 22.2 | 12.1 | 60.1 | 76.1 | -0.3 |
| GEW-110 | 05/11/17 | 5.2 | 22.6 | 12.3 | 59.9 | 76.1 | -0.2 |
| GEW-110 | 05/15/17 | 6.4 | 22.3 | 12.3 | 59.0 | 90.8 | -0.2 |
| GEW-110 | 05/15/17 | 6.0 | 21.3 | 12.5 | 60.2 | 90.8 | -0.2 |
| GEW-110 | 05/23/17 | 7.2 | 22.3 | 11.1 | 59.4 | 77.7 | -0.2 |
| GEW-110 | 05/23/17 | 6.5 | 22.2 | 11.3 | 60.0 | 77.9 | -0.2 |
| GEW-110 | 05/30/17 | 6.8 | 23.1 | 12.5 | 57.6 | 94.6 | -0.2 |
| GEW-110 | 05/30/17 | 6.6 | 22.1 | 12.7 | 58.6 | 94.6 | -0.2 |
| GEW-110 | 06/05/17 | 8.1 | 34.2 | 8.8 | 48.9 | 104.3 | -0.5 |
| GEW-110 | 06/05/17 | 7.0 | 34.0 | 8.8 | 50.2 | 106.0 | -0.1 |
| GEW-110 | 06/12/17 | 7.6 | 35.8 | 8.5 | 48.1 | 105.2 | -0.1 |
| GEW-110 | 06/12/17 | 7.3 | 35.6 | 8.5 | 48.6 | 105.5 | -0.1 |
| GEW-110 | 06/19/17 | 7.7 | 34.5 | 9.3 | 48.5 | 98.7 | -0.6 |
| GEW-110 | 06/19/17 | 9.2 | 41.1 | 6.9 | 42.8 | 98.1 | -0.1 |
| GEW-110 | 06/26/17 | 9.2 | 37.2 | 6.8 | 46.8 | 99.4 | -0.1 |
| GEW-110 | 06/26/17 | 9.2 | 37.4 | 6.8 | 46.6 | 99.4 | -0.1 |
| GEW-110 | 07/05/17 | 9.4 | 32.4 | 7.7 | 50.5 | 97.9 | -0.1 |
| GEW-110 | 07/05/17 | 8.8 | 32.2 | 7.8 | 51.2 | 98.0 | -0.1 |
| GEW-110 | 07/11/17 | 6.7 | 24.1 | 11.8 | 57.4 | 112.0 | -0.8 |
| GEW-110 | 07/11/17 | 6.4 | 22.8 | 12.0 | 58.8 | 113.0 | -0.1 |

GEW-110 Wellhead Temperatures

