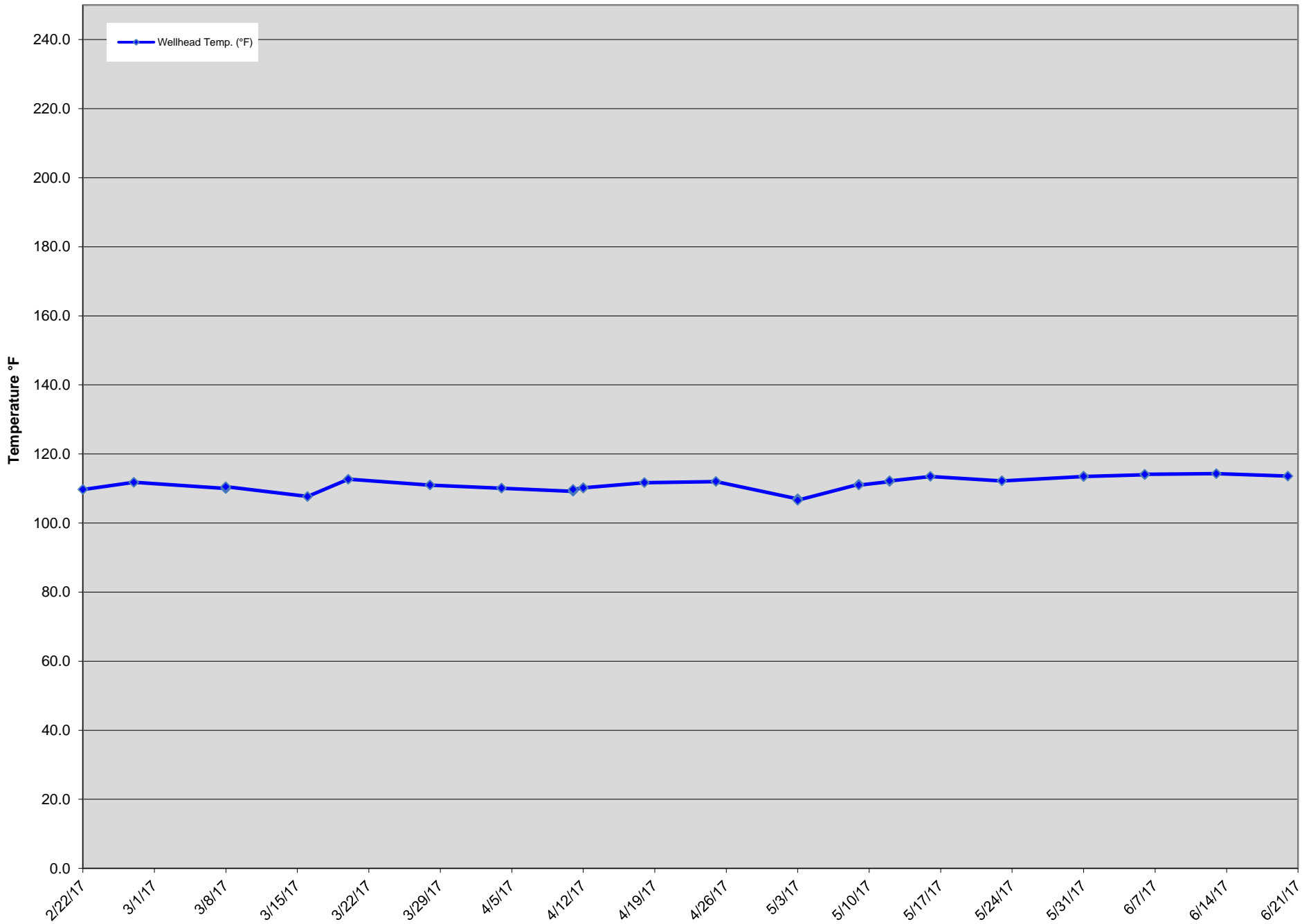


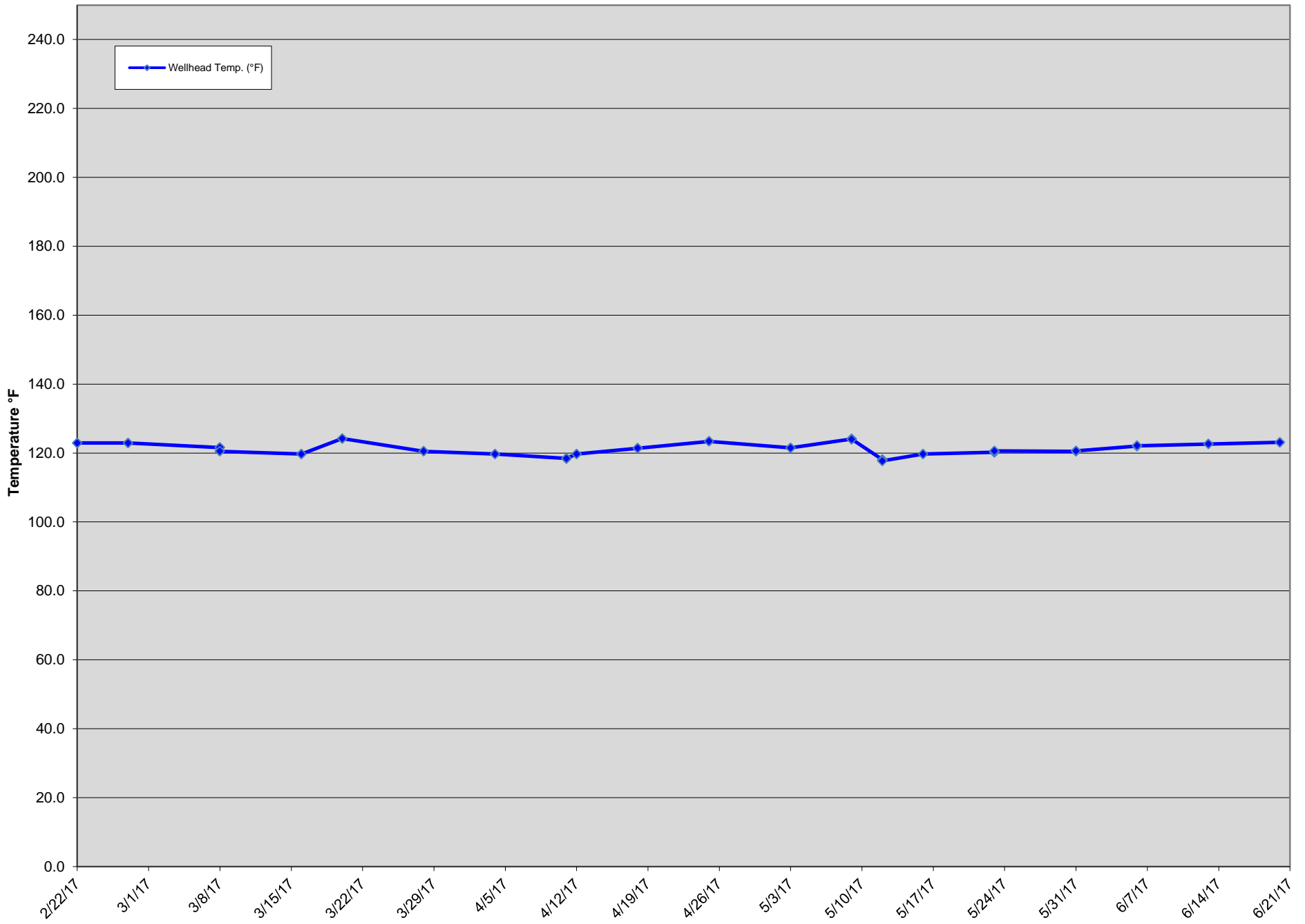
GEW ID#	Reading Date	CH4 (% Vol.)	CO2 (% Vol.)	Oxygen (% Vol.)	Balance (% Vol.)	Wellhead Temp. (°F)	Initial Static Pressure (In W.C.)
GEW-008	02/22/17	54.8	39.6	0.0	5.6	109.7	-0.2
GEW-008	02/27/17	55.3	40.8	0.0	3.9	111.8	-0.1
GEW-008	03/08/17	53.7	41.2	0.0	5.1	110.0	-0.6
GEW-008	03/08/17	53.8	43.0	0.0	3.2	110.5	-0.5
GEW-008	03/16/17	54.0	41.6	0.0	4.4	107.7	-0.6
GEW-008	03/20/17	53.0	42.5	0.0	4.5	112.7	-0.2
GEW-008	03/28/17	53.7	40.7	0.0	5.6	111.0	-0.3
GEW-008	04/04/17	54.4	41.7	0.0	3.9	110.1	-0.5
GEW-008	04/11/17	53.7	46.3	0.0	0.0	109.2	-0.9
GEW-008	04/11/17	54.1	44.6	0.0	1.3	109.7	-0.9
GEW-008	04/12/17	54.7	41.4	0.0	3.9	110.2	-0.7
GEW-008	04/12/17	53.3	42.3	0.0	4.4	110.2	-0.8
GEW-008	04/18/17	53.8	41.7	0.0	4.5	111.7	-0.3
GEW-008	04/25/17	52.9	41.5	0.0	5.6	112.0	-0.2
GEW-008	05/03/17	54.8	43.3	0.0	1.9	107.0	0.1
GEW-008	05/03/17	54.7	43.7	0.0	1.6	106.6	0.0
GEW-008	05/09/17	52.6	43.0	0.0	4.4	111.2	0.5
GEW-008	05/09/17	52.5	44.0	0.0	3.5	111.0	0.3
GEW-008	05/12/17	52.3	43.3	0.0	4.4	112.0	-1.3
GEW-008	05/12/17	52.0	44.0	0.0	4.0	112.2	-1.2
GEW-008	05/16/17	51.5	42.9	0.0	5.6	113.5	-0.5
GEW-008	05/23/17	52.5	43.0	0.0	4.5	112.2	-0.7
GEW-008	05/31/17	53.2	43.1	0.0	3.7	113.5	-0.9
GEW-008	05/31/17	53.0	43.3	0.0	3.7	113.5	-0.9
GEW-008	06/06/17	51.3	41.9	0.0	6.8	114.0	-0.6
GEW-008	06/06/17	51.5	42.2	0.0	6.3	114.1	-0.7
GEW-008	06/13/17	51.9	41.8	0.0	6.3	114.3	-0.4
GEW-008	06/20/17	53.8	39.0	0.0	7.2	113.6	-0.3

# GEW-008 Wellhead Temperatures



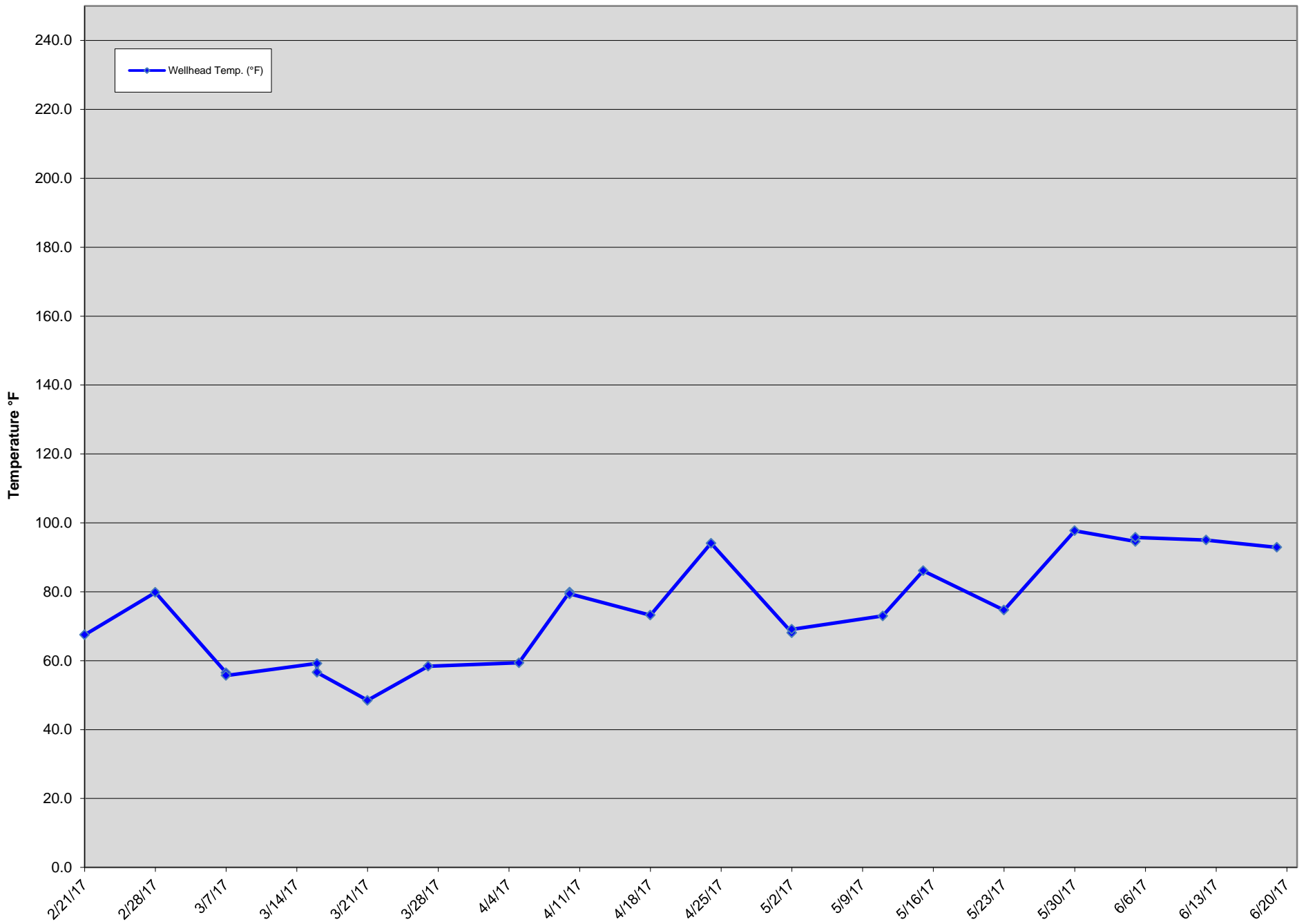
GEW ID#	Reading Date	CH4 (% Vol.)	CO2 (% Vol.)	Oxygen (% Vol.)	Balance (% Vol.)	Wellhead Temp. (°F)	Initial Static Pressure (In W.C.)
GEW-009	02/22/17	50.5	40.5	0.0	9.0	122.9	-0.1
GEW-009	02/27/17	51.1	41.4	0.0	7.5	122.9	-0.1
GEW-009	03/08/17	48.9	40.5	0.0	10.6	121.6	-0.2
GEW-009	03/08/17	49.7	41.0	0.0	9.3	120.5	-0.3
GEW-009	03/16/17	50.1	40.5	0.0	9.4	119.7	-0.2
GEW-009	03/20/17	51.6	39.9	0.0	8.5	124.2	-0.1
GEW-009	03/28/17	51.0	40.7	0.0	8.3	120.5	-0.2
GEW-009	04/04/17	50.1	41.0	0.0	8.9	119.7	-0.3
GEW-009	04/11/17	48.1	41.3	0.0	10.6	118.4	-0.4
GEW-009	04/11/17	48.6	42.0	0.0	9.4	118.4	-0.4
GEW-009	04/12/17	47.7	40.8	0.0	11.5	119.7	-0.3
GEW-009	04/18/17	49.3	41.1	0.0	9.6	121.4	-0.1
GEW-009	04/25/17	48.9	41.9	0.0	9.2	123.4	0.0
GEW-009	05/03/17	53.5	42.3	0.0	4.2	121.5	-0.3
GEW-009	05/09/17	51.6	42.8	0.0	5.6	124.1	0.5
GEW-009	05/09/17	51.8	40.4	0.0	7.8	124.0	0.2
GEW-009	05/12/17	46.9	40.7	0.0	12.4	118.1	-1.2
GEW-009	05/12/17	46.0	41.2	0.0	12.8	117.7	-0.9
GEW-009	05/16/17	46.4	40.2	0.0	13.4	119.7	-0.5
GEW-009	05/23/17	46.1	41.5	0.0	12.4	120.2	-0.4
GEW-009	05/23/17	46.1	41.6	0.0	12.3	120.6	-0.4
GEW-009	05/31/17	45.9	41.1	0.0	13.0	120.5	-0.5
GEW-009	05/31/17	46.0	40.9	0.0	13.1	120.6	-0.4
GEW-009	06/06/17	47.1	39.4	0.0	13.5	122.0	-0.3
GEW-009	06/06/17	47.1	40.1	0.0	12.8	122.1	-0.4
GEW-009	06/13/17	49.2	40.8	0.0	10.0	122.6	-0.2
GEW-009	06/20/17	50.1	39.8	0.0	10.1	123.1	-0.2

# GEW-009 Wellhead Temperatures



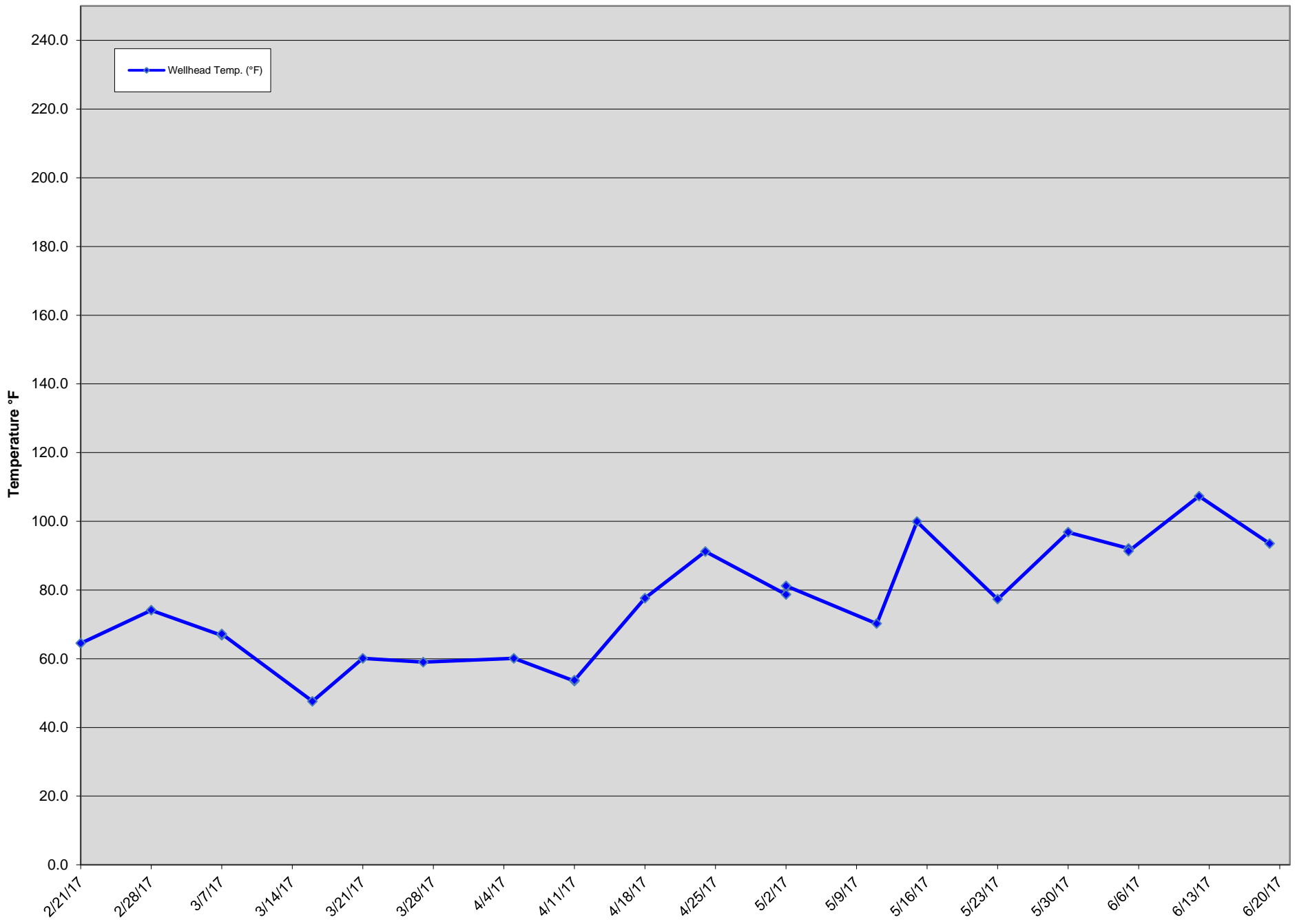
GEW ID#	Reading Date	CH4 (% Vol.)	CO2 (% Vol.)	Oxygen (% Vol.)	Balance (% Vol.)	Wellhead Temp. (°F)	Initial Static Pressure (In W.C.)
GEW-010	02/21/17	47.3	45.4	0.0	7.3	67.5	-3.5
GEW-010	02/28/17	51.8	41.5	0.7	6.0	79.8	-3.5
GEW-010	03/07/17	51.4	44.1	0.5	4.0	56.5	-3.8
GEW-010	03/07/17	50.8	44.3	0.5	4.4	55.7	-3.1
GEW-010	03/16/17	53.8	41.9	0.4	3.9	59.2	-1.7
GEW-010	03/16/17	52.5	42.1	0.2	5.2	56.6	-1.0
GEW-010	03/21/17	56.3	40.5	0.0	3.2	48.5	-0.6
GEW-010	03/27/17	57.3	42.3	0.0	0.4	58.4	-0.3
GEW-010	04/05/17	54.4	45.6	0.0	0.0	59.4	-0.2
GEW-010	04/10/17	56.5	40.7	0.0	2.8	79.9	-0.3
GEW-010	04/10/17	55.9	36.8	0.0	7.3	79.4	-0.3
GEW-010	04/18/17	55.7	41.3	0.0	3.0	73.2	-0.6
GEW-010	04/24/17	56.9	41.4	0.0	1.7	94.1	-0.6
GEW-010	05/02/17	56.2	41.3	0.0	2.5	68.1	-0.8
GEW-010	05/02/17	58.3	39.1	0.0	2.6	69.1	-0.8
GEW-010	05/11/17	57.8	39.2	0.0	3.0	73.0	-0.8
GEW-010	05/15/17	56.4	39.6	0.0	4.0	86.1	-0.9
GEW-010	05/23/17	57.5	38.8	0.0	3.7	74.7	-0.8
GEW-010	05/30/17	56.5	42.9	0.0	0.6	97.7	-1.0
GEW-010	6/5/17	55.4	40.1	0.0	4.5	94.6	-1.2
GEW-010	6/5/17	55.2	39.8	0.0	5.0	95.8	-1.2
GEW-010	6/12/17	54.2	39.4	0.0	6.4	95.0	-1.1
GEW-010	6/19/17	55.5	40.7	0.1	3.7	92.9	-1.2

# GEW-010 Wellhead Temperatures



GEW ID#	Reading Date	CH4 (% Vol.)	CO2 (% Vol.)	Oxygen (% Vol.)	Balance (% Vol.)	Wellhead Temp. (°F)	Initial Static Pressure (In W.C.)
GEW-038	02/21/17	22.7	50.0	0.9	26.4	64.5	-6.0
GEW-038	02/28/17	4.2	48.5	3.7	43.6	74.1	-6.4
GEW-038	03/07/17	4.1	51.7	0.5	43.7	66.8	-6.9
GEW-038	03/07/17	1.1	53.6	0.5	44.8	67.2	-6.9
GEW-038	03/16/17	1.3	55.0	0.4	43.3	47.6	-9.4
GEW-038	03/21/17	1.6	53.8	1.4	43.2	60.1	-9.4
GEW-038	03/27/17	2.8	55.7	0.1	41.4	59.0	-17.9
GEW-038	04/05/17	3.9	53.3	2.0	40.8	60.1	-7.1
GEW-038	04/11/17	7.8	55.9	0.7	35.6	53.5	-2.8
GEW-038	04/11/17	7.4	53.7	0.8	38.1	53.7	-2.8
GEW-038	04/18/17	1.2	52.5	1.7	44.6	77.6	-4.8
GEW-038	04/24/17	1.3	54.7	1.5	42.5	91.2	-3.0
GEW-038	05/02/17	1.6	55.6	0.2	42.6	78.7	-2.0
GEW-038	05/02/17	1.2	57.0	0.3	41.5	81.2	-2.1
GEW-038	05/11/17	1.4	54.0	0.9	43.7	70.2	-3.5
GEW-038	05/15/17	1.6	51.0	1.8	45.6	99.9	-2.5
GEW-038	05/23/17	2.1	51.1	1.5	45.3	77.3	-3.2
GEW-038	05/30/17	1.3	51.6	2.6	44.5	96.8	-4.1
GEW-038	06/05/17	1.9	50.5	3.2	44.4	92.1	-4.7
GEW-038	06/05/17	1.7	48.3	3.1	46.9	91.3	-4.7
GEW-038	06/12/17	1.3	51.7	2.9	44.1	107.3	-4.7
GEW-038	06/19/17	1.4	51.6	2.8	44.2	93.5	-5.8

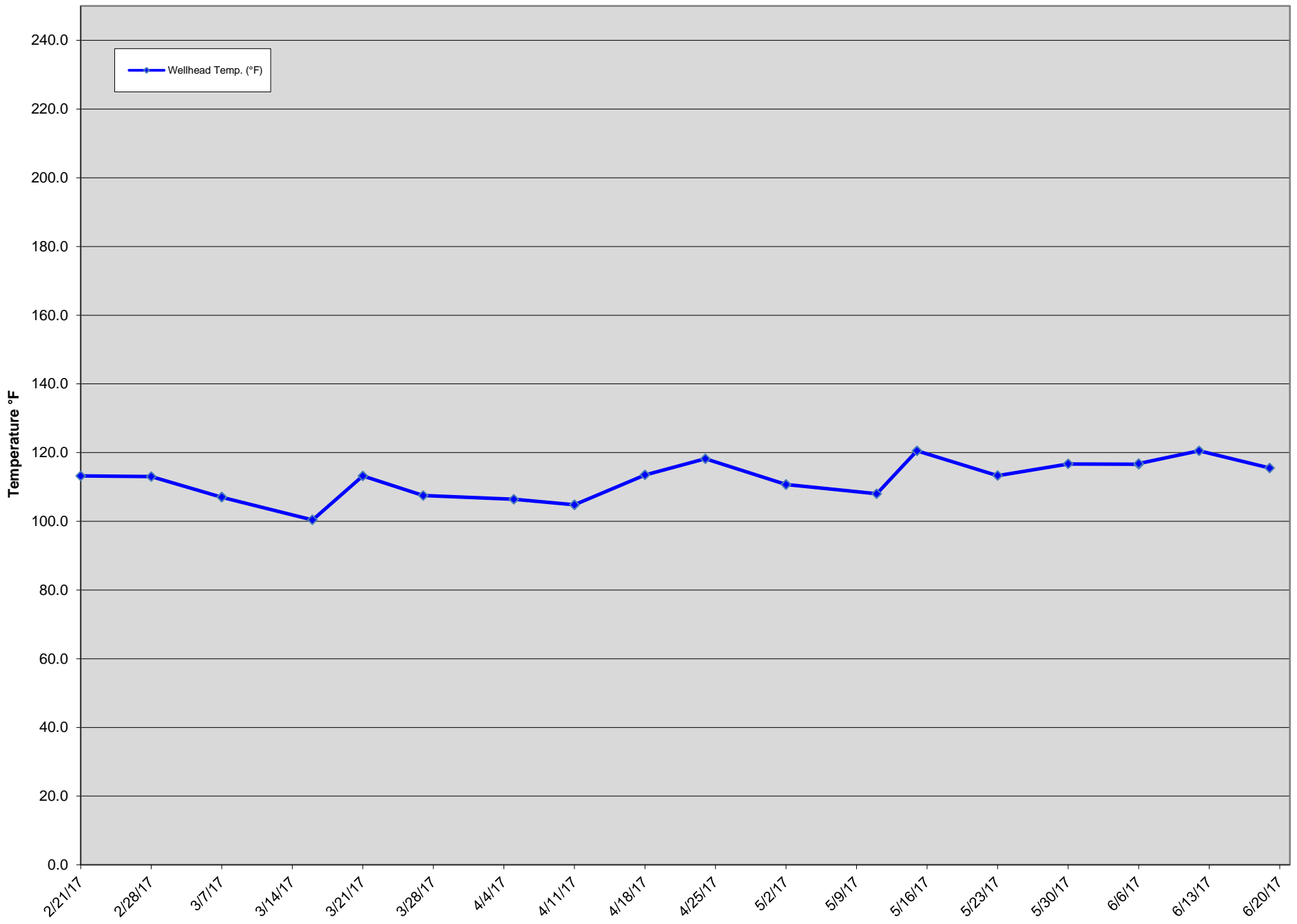
# GEW-038 Wellhead Temperatures





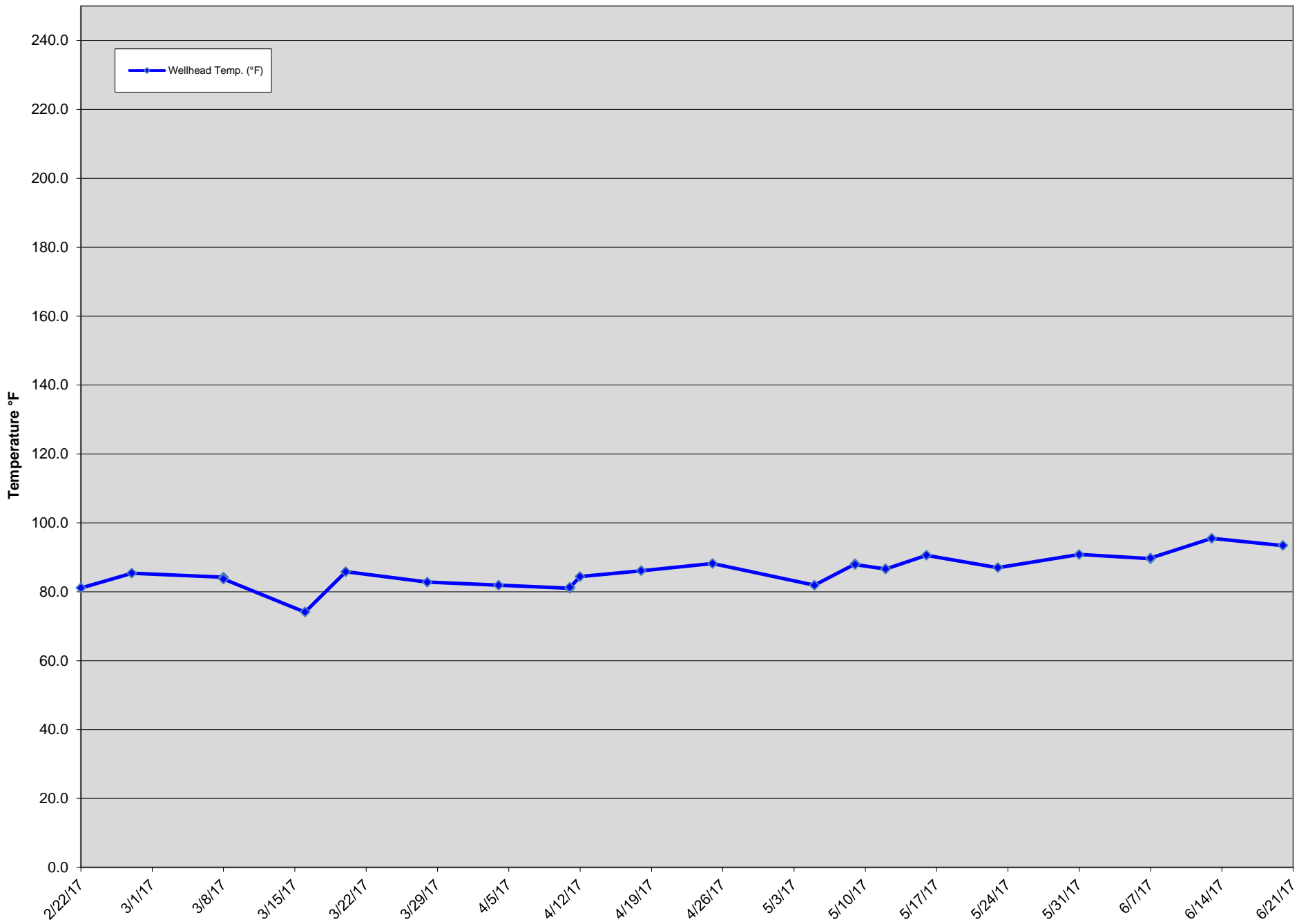
GEW ID#	Reading Date	CH4 (% Vol.)	CO2 (% Vol.)	Oxygen (% Vol.)	Balance (% Vol.)	Wellhead Temp. (°F)	Initial Static Pressure (In W.C.)
GEW-039	02/21/17	40.5	49.0	0.0	10.5	113.2	-0.2
GEW-039	02/28/17	45.6	50.2	0.0	4.2	113.0	-0.1
GEW-039	03/07/17	47.8	48.2	0.0	4.0	107.0	-0.2
GEW-039	03/07/17	46.5	49.5	0.0	4.0	107.0	-0.1
GEW-039	03/16/17	43.7	50.9	0.0	5.4	100.4	-0.1
GEW-039	03/21/17	45.0	50.3	0.0	4.7	113.2	-0.2
GEW-039	03/27/17	45.9	50.7	0.0	3.4	107.5	-0.2
GEW-039	04/05/17	44.9	52.1	0.0	3.0	106.4	-0.1
GEW-039	04/11/17	33.2	54.7	0.0	12.1	104.8	-0.3
GEW-039	04/11/17	44.8	46.9	0.0	8.3	104.8	-0.2
GEW-039	04/18/17	46.4	48.2	0.0	5.4	113.5	-0.2
GEW-039	04/24/17	44.9	50.4	0.0	4.7	118.2	-0.1
GEW-039	05/02/17	45.2	51.4	0.0	3.4	110.7	-0.3
GEW-039	05/02/17	46.5	50.0	0.0	3.5	110.7	-0.4
GEW-039	05/11/17	43.9	50.7	0.0	5.4	108.0	-0.3
GEW-039	05/15/17	48.2	49.7	0.0	2.1	120.5	-0.3
GEW-039	05/23/17	44.2	50.6	0.0	5.2	113.3	-0.2
GEW-039	05/30/17	45.9	51.0	0.0	3.1	116.7	-0.2
GEW-039	06/06/17	43.0	48.8	0.0	8.2	116.6	-0.4
GEW-039	06/06/17	44.0	47.9	0.0	8.1	116.8	-0.5
GEW-039	06/12/17	44.6	49.2	0.0	6.2	120.5	-0.6
GEW-039	06/19/17	47.5	48.1	0.0	4.4	115.5	-0.2

# GEW-039 Wellhead Temperatures



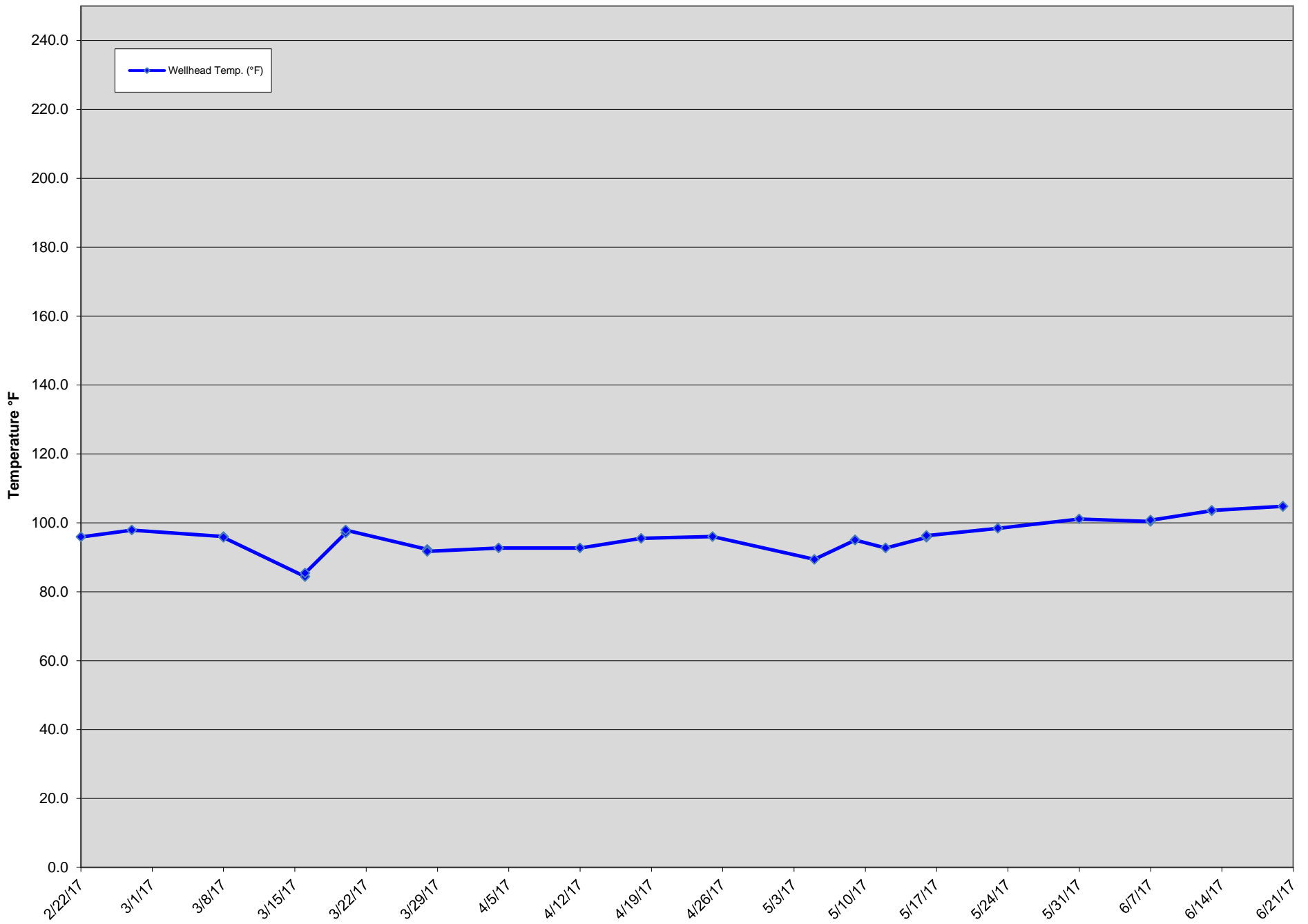
GEW ID#	Reading Date	CH4 (% Vol.)	CO2 (% Vol.)	Oxygen (% Vol.)	Balance (% Vol.)	Wellhead Temp. (°F)	Initial Static Pressure (In W.C.)
GEW-040	02/22/17	54.1	40.8	0.0	5.1	81.1	-0.2
GEW-040	02/27/17	56.4	42.7	0.0	0.9	85.4	-0.2
GEW-040	03/08/17	57.3	40.3	0.0	2.4	84.2	-0.4
GEW-040	03/08/17	58.7	39.1	0.0	2.2	83.7	-0.4
GEW-040	03/16/17	57.6	41.6	0.0	0.8	74.1	-0.2
GEW-040	03/20/17	58.5	39.9	0.0	1.6	85.8	-0.3
GEW-040	03/28/17	57.1	41.3	0.0	1.6	82.8	-0.3
GEW-040	04/04/17	56.4	42.8	0.0	0.8	81.9	-0.3
GEW-040	04/11/17	57.7	41.8	0.0	0.5	81.0	-0.5
GEW-040	04/11/17	58.8	40.2	0.0	1.0	81.3	-0.5
GEW-040	04/12/17	54.6	41.4	0.0	4.0	84.4	-0.5
GEW-040	04/18/17	55.9	41.1	0.0	3.0	86.1	-0.3
GEW-040	04/25/17	52.0	41.2	0.0	6.8	88.2	-0.3
GEW-040	05/05/17	60.9	37.4	0.0	1.7	81.9	-0.3
GEW-040	05/09/17	55.9	41.0	0.0	3.1	88.1	-0.2
GEW-040	05/09/17	56.9	38.9	0.0	4.2	87.9	-0.2
GEW-040	05/12/17	55.6	41.4	0.0	3.0	86.6	-0.5
GEW-040	05/12/17	56.8	40.8	0.0	2.4	86.6	-0.5
GEW-040	05/16/17	55.8	40.9	0.0	3.3	90.6	-0.4
GEW-040	05/23/17	58.1	39.2	0.0	2.7	87.0	-0.4
GEW-040	05/31/17	57.3	40.1	0.0	2.6	90.8	-0.6
GEW-040	06/07/17	57.0	40.3	0.0	2.7	89.6	-0.4
GEW-040	06/07/17	57.1	40.8	0.0	2.1	89.8	-0.5
GEW-040	06/13/17	55.3	41.3	0.0	3.4	95.5	-0.4
GEW-040	06/20/17	51.9	39.3	0.0	8.8	93.4	-0.3

# GEW-040 Wellhead Temperatures



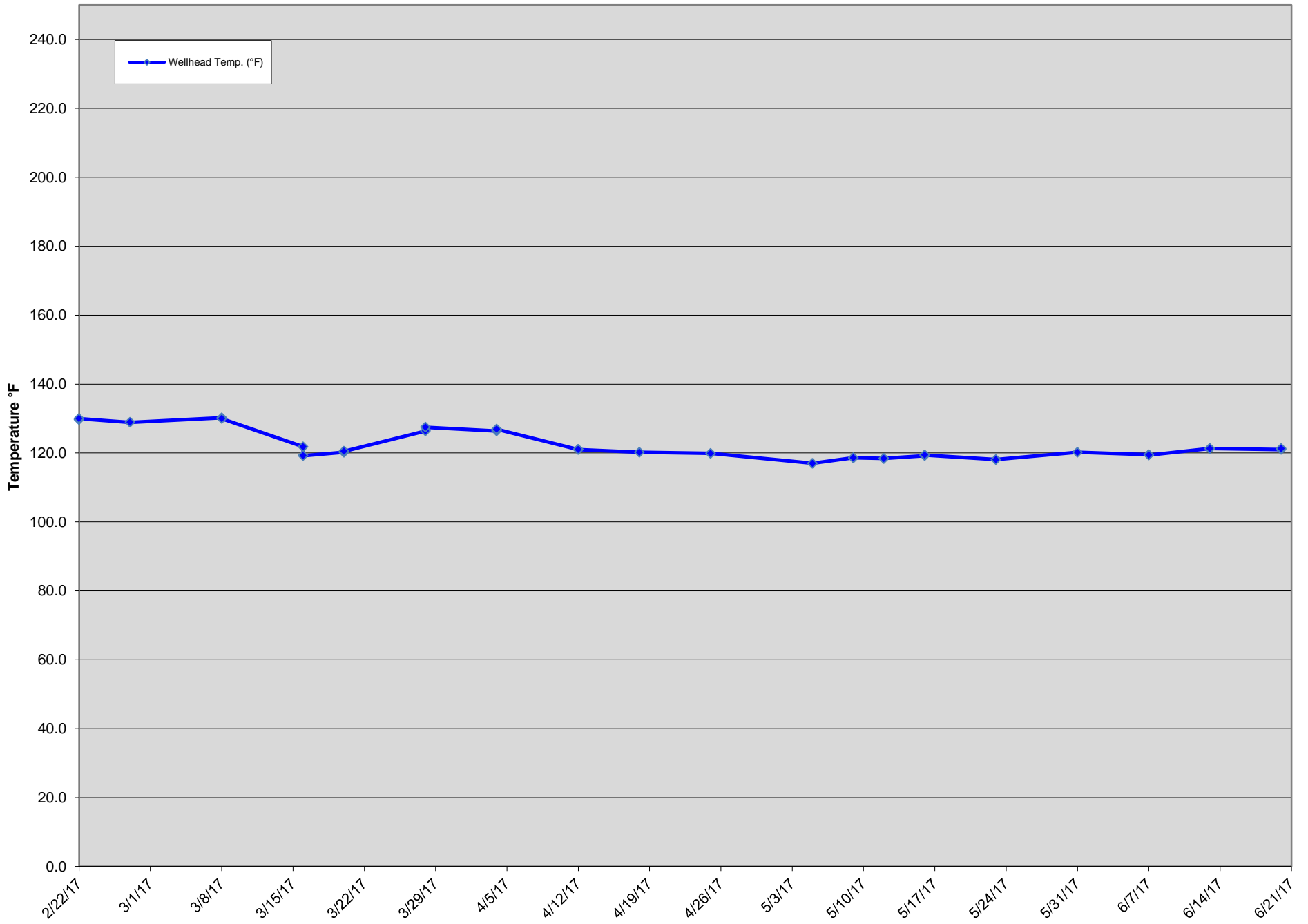
GEW ID#	Reading Date	CH4 (% Vol.)	CO2 (% Vol.)	Oxygen (% Vol.)	Balance (% Vol.)	Wellhead Temp. (°F)	Initial Static Pressure (In W.C.)
GEW-041R	02/22/17	54.9	39.3	0.0	5.8	95.9	-0.2
GEW-041R	02/27/17	56.6	39.3	0.0	4.1	97.9	0.0
GEW-041R	03/08/17	56.5	37.1	0.0	6.4	96.0	-0.2
GEW-041R	03/08/17	55.9	38.6	0.0	5.5	95.8	-0.2
GEW-041R	03/16/17	55.3	40.2	0.0	4.5	84.4	0.5
GEW-041R	03/16/17	55.7	39.2	0.0	5.1	85.4	0.4
GEW-041R	03/20/17	57.5	37.8	0.0	4.7	97.1	0.1
GEW-041R	03/20/17	57.0	39.2	0.0	3.8	97.9	0.0
GEW-041R	03/28/17	54.9	38.1	0.3	6.7	92.3	-0.2
GEW-041R	03/28/17	54.9	38.1	0.2	6.8	91.7	-0.2
GEW-041R	04/04/17	55.3	39.5	0.1	5.1	92.7	-0.2
GEW-041R	04/12/17	53.7	37.9	0.0	8.4	92.7	-0.4
GEW-041R	04/18/17	54.3	39.3	0.0	6.4	95.5	-0.1
GEW-041R	04/25/17	54.0	39.9	0.0	6.1	96.0	-0.1
GEW-041R	05/05/17	58.4	38.3	0.0	3.3	89.4	-0.2
GEW-041R	05/09/17	56.7	37.9	0.0	5.4	95.0	0.0
GEW-041R	05/09/17	57.3	36.6	0.0	6.1	95.0	0.0
GEW-041R	05/12/17	56.2	38.7	0.2	4.9	92.7	-0.3
GEW-041R	05/16/17	56.0	39.0	0.0	5.0	95.8	0.2
GEW-041R	05/16/17	56.0	38.7	0.0	5.3	96.3	0.0
GEW-041R	05/23/17	55.3	37.8	0.1	6.8	98.4	-0.2
GEW-041R	05/31/17	56.4	38.0	0.1	5.5	101.1	-0.3
GEW-041R	06/07/17	55.6	39.4	0.0	5.0	100.4	0.1
GEW-041R	06/07/17	55.6	39.3	0.0	5.1	100.8	0.1
GEW-041R	06/13/17	54.8	39.0	0.0	6.2	103.5	0.1
GEW-041R	06/13/17	54.8	39.7	0.0	5.5	103.6	0.2
GEW-041R	06/20/17	57.1	37.5	0.0	5.4	104.8	0.0
GEW-041R	06/20/17	57.6	38.0	0.0	4.4	104.8	-0.1

# GEW-041R Wellhead Temperatures



GEW ID#	Reading Date	CH4 (% Vol.)	CO2 (% Vol.)	Oxygen (% Vol.)	Balance (% Vol.)	Wellhead Temp. (°F)	Initial Static Pressure (In W.C.)
GEW-043R	02/22/17	54.3	40.7	0.0	5.0	129.7	-0.5
GEW-043R	02/22/17	53.6	42.1	0.0	4.3	130.0	-0.5
GEW-043R	02/27/17	55.1	41.0	0.0	3.9	128.9	-0.2
GEW-043R	03/08/17	54.4	41.8	0.0	3.8	130.2	-0.5
GEW-043R	03/08/17	55.4	41.3	0.0	3.3	130.0	-0.4
GEW-043R	03/16/17	55.5	40.7	0.0	3.8	121.8	-1.5
GEW-043R	03/16/17	55.5	41.5	0.0	3.0	119.2	-0.6
GEW-043R	03/20/17	55.4	41.6	0.0	3.0	120.2	0.1
GEW-043R	03/20/17	55.4	41.4	0.0	3.2	120.5	0.1
GEW-043R	03/28/17	54.4	42.2	0.0	3.4	126.4	0.2
GEW-043R	03/28/17	53.9	42.7	0.0	3.4	127.5	0.1
GEW-043R	04/04/17	55.9	41.2	0.0	2.9	126.4	-0.8
GEW-043R	04/04/17	55.4	43.1	0.0	1.5	126.9	-0.7
GEW-043R	04/12/17	54.0	39.6	0.0	6.4	121.0	-0.9
GEW-043R	04/12/17	55.3	40.1	0.0	4.6	121.0	-0.8
GEW-043R	04/18/17	54.2	40.6	0.0	5.2	120.2	-0.2
GEW-043R	04/25/17	53.1	40.1	0.0	6.8	119.9	-0.1
GEW-043R	05/05/17	56.1	40.3	0.0	3.6	117.0	-0.4
GEW-043R	05/09/17	55.0	40.2	0.0	4.8	118.6	0.0
GEW-043R	05/09/17	54.7	41.1	0.0	4.2	118.6	0.1
GEW-043R	05/12/17	54.8	39.6	0.0	5.6	118.4	-0.9
GEW-043R	05/12/17	54.8	41.3	0.0	3.9	118.4	-0.9
GEW-043R	05/16/17	55.3	38.6	0.0	6.1	119.2	0.0
GEW-043R	05/16/17	54.3	40.8	0.0	4.9	119.4	-0.1
GEW-043R	05/23/17	55.4	40.3	0.0	4.3	118.1	-0.4
GEW-043R	05/31/17	57.0	40.8	0.0	2.2	120.2	-0.8
GEW-043R	06/07/17	54.3	39.8	0.0	5.9	119.5	0.0
GEW-043R	06/07/17	54.4	41.8	0.0	3.8	119.4	0.0
GEW-043R	06/13/17	53.1	39.8	0.0	7.1	121.3	0.2
GEW-043R	06/13/17	53.0	42.1	0.0	4.9	121.3	0.2
GEW-043R	06/20/17	54.7	38.6	0.0	6.7	121.0	0.0
GEW-043R	06/20/17	54.5	39.9	0.0	5.6	121.3	-0.1

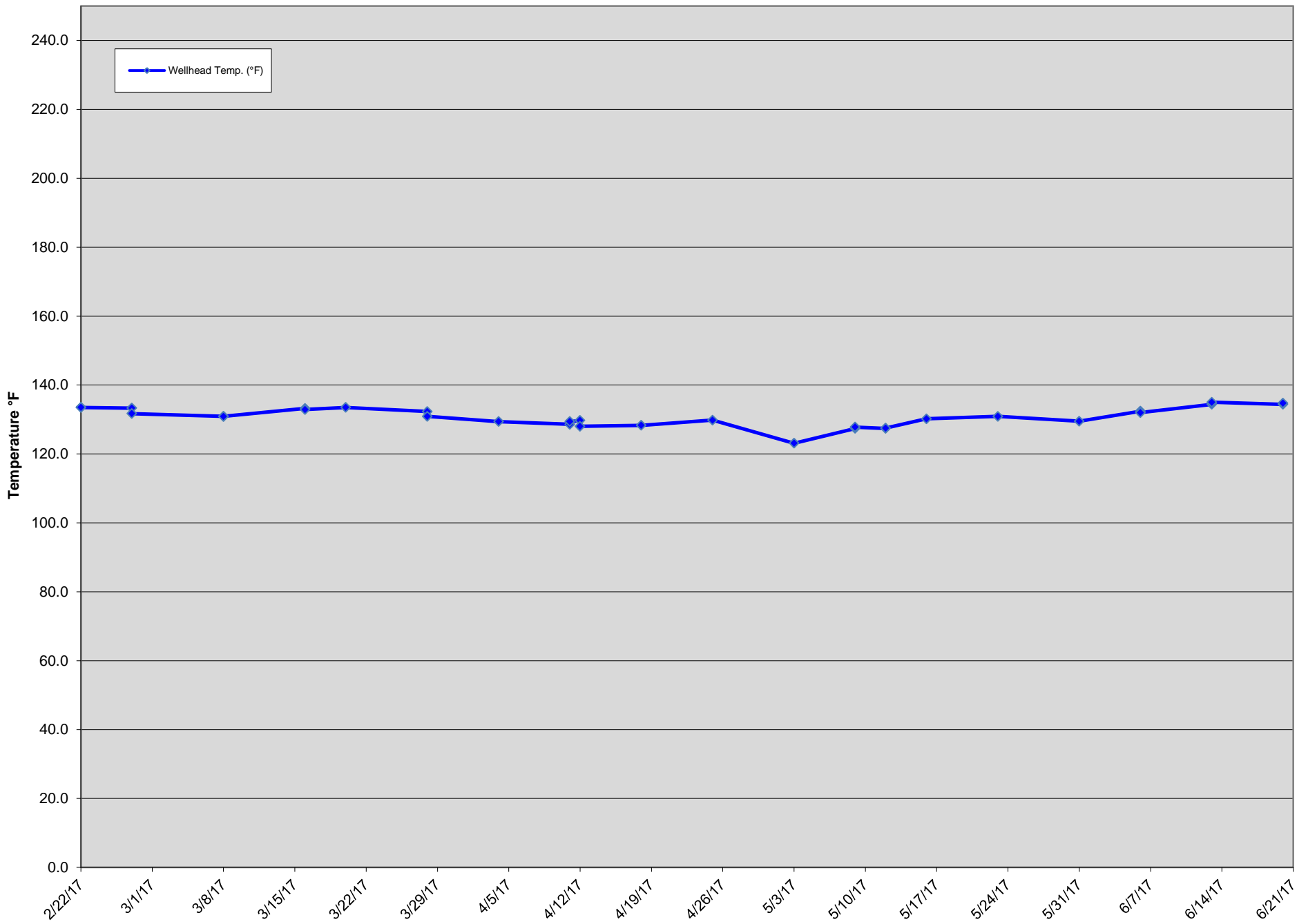
# GEW-043R Wellhead Temperatures





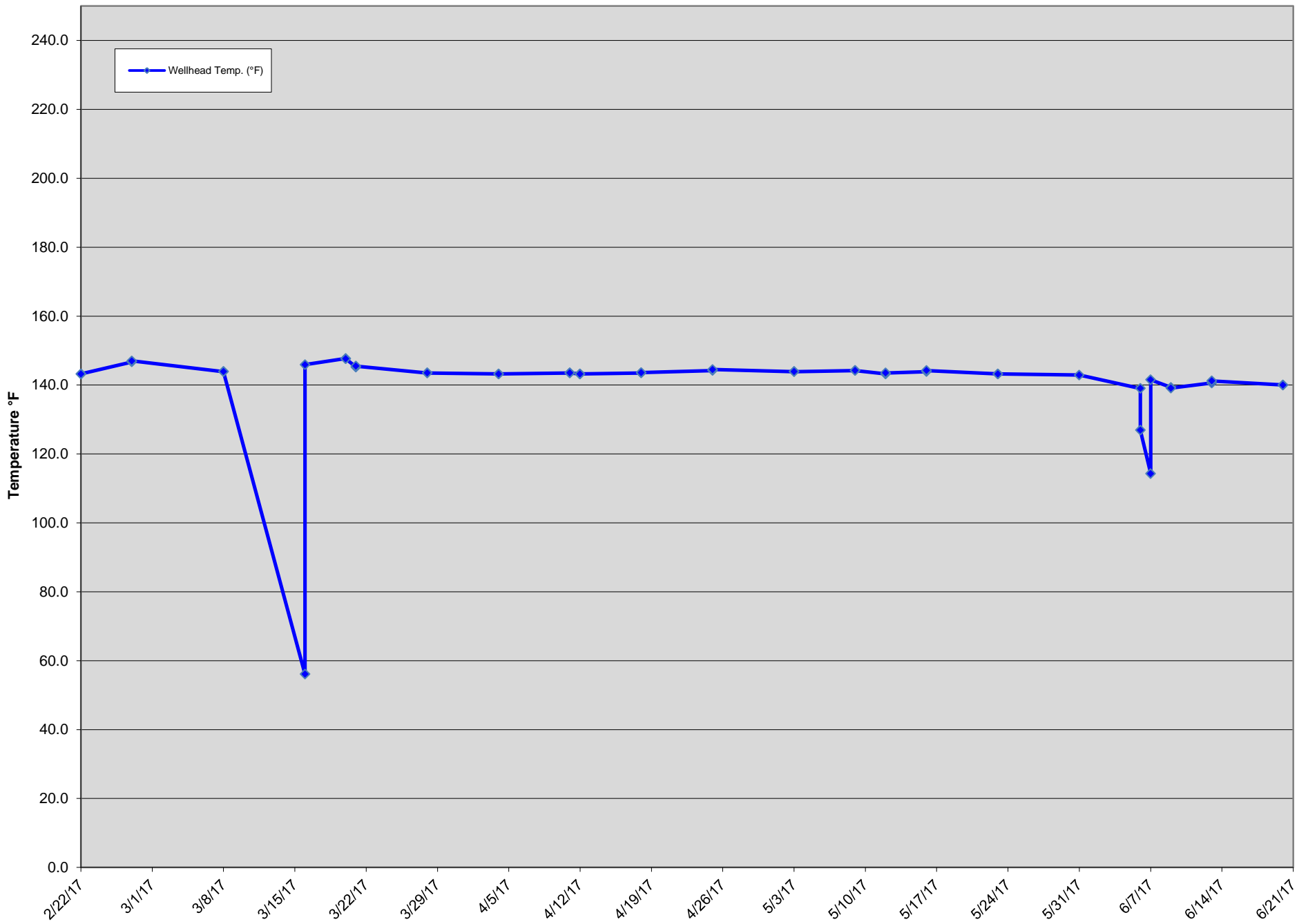
GEW ID#	Reading Date	CH4 (% Vol.)	CO2 (% Vol.)	Oxygen (% Vol.)	Balance (% Vol.)	Wellhead Temp. (°F)	Initial Static Pressure (In W.C.)
GEW-053	02/22/17	44.6	38.5	0.0	16.9	133.5	-2.1
GEW-053	02/22/17	43.6	38.6	0.0	17.8	133.5	-2.1
GEW-053	02/27/17	44.0	39.4	0.0	16.6	133.3	-2.0
GEW-053	02/27/17	45.2	38.4	0.0	16.4	131.7	-1.2
GEW-053	03/08/17	44.7	36.1	0.0	19.2	130.9	-1.2
GEW-053	03/08/17	44.7	36.5	0.0	18.8	130.9	-1.2
GEW-053	03/16/17	44.4	37.3	0.0	18.3	133.2	-1.5
GEW-053	03/16/17	44.5	37.5	0.0	18.0	132.9	-1.4
GEW-053	03/20/17	46.9	37.2	0.0	15.9	133.5	-0.8
GEW-053	03/28/17	46.1	39.0	0.0	14.9	132.3	-1.2
GEW-053	03/28/17	45.5	39.0	0.0	15.5	130.9	-0.9
GEW-053	04/04/17	47.8	39.0	0.0	13.2	129.4	-1.1
GEW-053	04/11/17	48.6	38.6	0.0	12.8	128.6	-1.6
GEW-053	04/11/17	48.9	39.1	0.0	12.0	129.4	-1.6
GEW-053	04/12/17	47.4	38.7	0.0	13.9	129.7	-1.3
GEW-053	04/12/17	47.6	38.8	0.0	13.6	128.0	-1.2
GEW-053	04/18/17	47.7	40.0	0.0	12.3	128.3	-0.4
GEW-053	04/25/17	47.8	40.8	0.0	11.4	129.8	-0.2
GEW-053	05/03/17	51.9	40.3	0.0	7.8	123.1	-0.2
GEW-053	05/09/17	50.4	39.3	0.0	10.3	127.4	0.0
GEW-053	05/09/17	50.5	39.2	0.0	10.3	127.8	0.0
GEW-053	05/12/17	50.4	40.1	0.0	9.5	127.4	-1.0
GEW-053	05/12/17	50.4	40.6	0.0	9.0	127.5	-1.1
GEW-053	05/16/17	49.6	37.9	0.0	12.5	130.2	-0.1
GEW-053	05/23/17	50.6	40.6	0.0	8.8	130.9	-0.4
GEW-053	05/31/17	49.9	41.9	0.0	8.2	129.5	-0.8
GEW-053	06/06/17	49.0	41.4	0.0	9.6	132.4	-0.4
GEW-053	06/06/17	48.8	41.8	0.0	9.4	132.0	-0.4
GEW-053	06/13/17	49.8	40.2	0.0	10.0	134.4	0.3
GEW-053	06/13/17	49.2	42.0	0.0	8.8	135.0	0.2
GEW-053	06/20/17	51.0	38.9	0.0	10.1	134.4	0.0
GEW-053	06/20/17	51.4	39.4	0.0	9.2	134.7	0.0

# GEW-053 Wellhead Temperatures



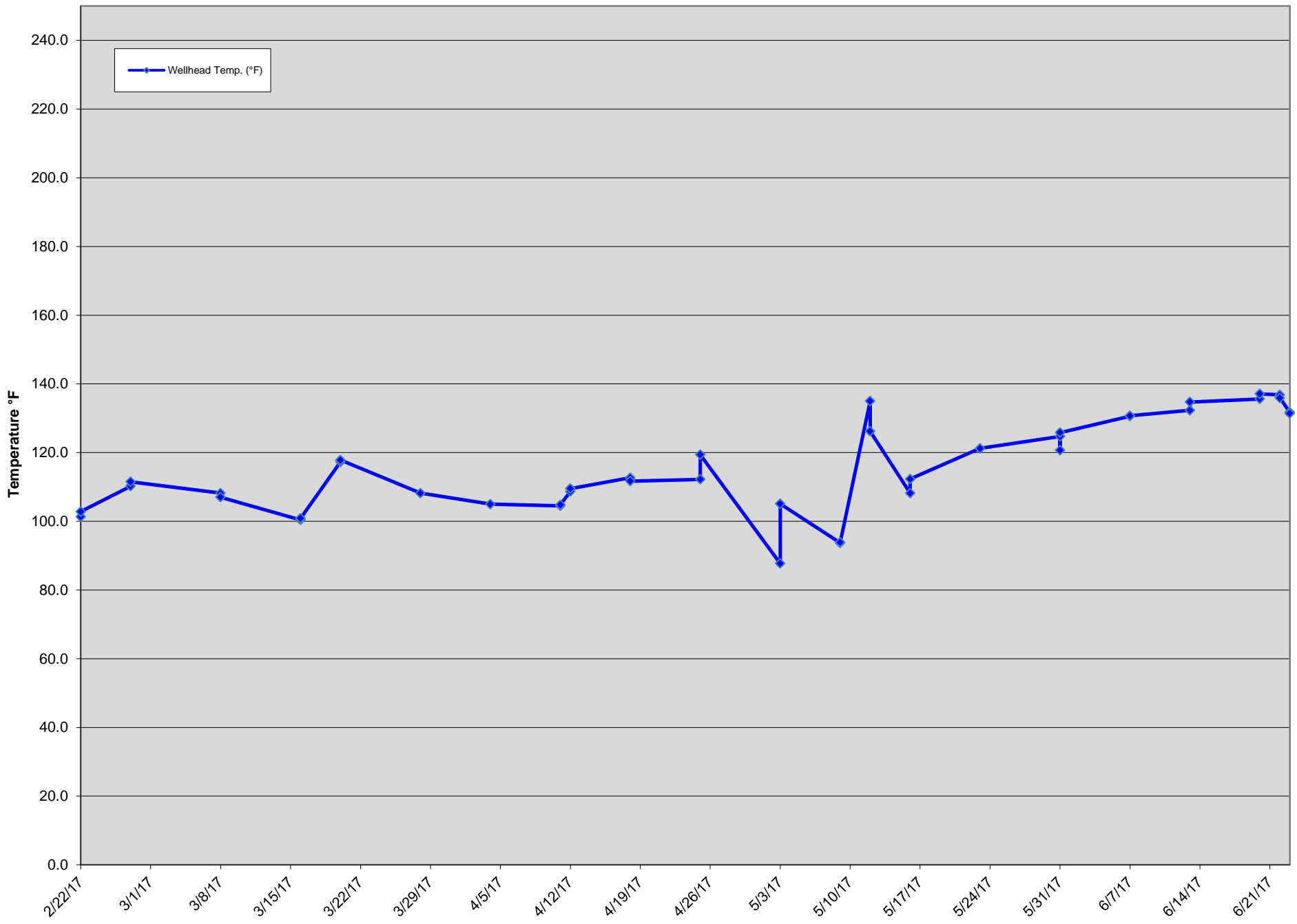
GEW ID#	Reading Date	CH4 (% Vol.)	CO2 (% Vol.)	Oxygen (% Vol.)	Balance (% Vol.)	Wellhead Temp. (°F)	Initial Static Pressure (In W.C.)
GEW-054	02/22/17	52.4	37.9	0.0	9.7	143.2	-2.8
GEW-054	02/22/17	50.8	41.8	0.0	7.4	143.2	-2.5
GEW-054	02/27/17	52.5	38.3	0.0	9.2	146.7	-2.5
GEW-054	02/27/17	51.4	41.6	0.0	7.0	147.0	-3.2
GEW-054	03/08/17	51.0	41.2	0.0	7.8	143.9	-4.3
GEW-054	03/08/17	51.3	40.3	0.0	8.4	143.9	-5.0
GEW-054	03/16/17	52.3	44.2	0.0	3.5	56.1	2.9
GEW-054	03/16/17	51.9	42.1	0.0	6.0	145.9	-1.4
GEW-054	03/20/17	50.0	42.3	0.0	7.7	147.7	-1.9
GEW-054	03/20/17	49.8	42.2	0.0	8.0	147.6	-6.2
GEW-054	03/21/17	51.4	42.2	0.0	6.4	145.2	-7.9
GEW-054	03/21/17	51.2	41.6	0.0	7.2	145.5	-7.5
GEW-054	03/28/17	51.6	40.5	0.0	7.9	143.5	-7.2
GEW-054	03/28/17	51.0	41.6	0.0	7.4	143.5	-6.9
GEW-054	04/04/17	52.8	40.8	0.0	6.4	143.2	-7.8
GEW-054	04/04/17	51.8	42.8	0.0	5.4	143.2	-7.7
GEW-054	04/11/17	52.2	41.9	0.0	5.9	143.5	-8.1
GEW-054	04/11/17	52.6	42.0	0.0	5.4	143.5	-7.8
GEW-054	04/12/17	51.7	39.8	0.0	8.5	143.2	-7.3
GEW-054	04/12/17	50.8	41.2	0.0	8.0	143.2	-7.2
GEW-054	04/18/17	52.3	39.8	0.0	7.9	143.5	-6.8
GEW-054	04/18/17	50.5	42.1	0.0	7.4	143.6	-6.8
GEW-054	04/25/17	51.3	39.7	0.0	9.0	144.2	-5.8
GEW-054	04/25/17	50.6	41.8	0.0	7.6	144.5	-6.3
GEW-054	05/03/17	54.7	41.0	0.0	4.3	143.9	-5.1
GEW-054	05/03/17	53.8	41.9	0.0	4.3	143.9	-5.5
GEW-054	05/09/17	51.5	40.7	0.0	7.8	144.2	-3.8
GEW-054	05/09/17	51.8	41.2	0.0	7.0	144.2	-3.8
GEW-054	05/12/17	52.4	41.4	0.0	6.2	143.2	-7.2
GEW-054	05/12/17	51.9	42.1	0.0	6.0	143.5	-7.5
GEW-054	05/16/17	52.4	38.3	0.0	9.3	143.9	-4.0
GEW-054	05/16/17	51.6	41.5	0.0	6.9	144.2	-4.2
GEW-054	05/23/17	52.3	42.1	0.0	5.6	143.2	-7.4
GEW-054	05/23/17	52.3	42.2	0.0	5.5	143.2	-7.3
GEW-054	05/31/17	52.7	41.0	0.0	6.3	142.9	-6.1
GEW-054	06/06/17	51.9	41.0	0.0	7.1	139.0	-6.9
GEW-054	06/06/17	52.1	41.5	0.0	6.4	126.9	-0.4
GEW-054	06/07/17	53.7	42.2	0.0	4.1	114.3	1.0
GEW-054	06/07/17	52.4	42.4	0.0	5.2	141.5	-0.7
GEW-054	06/09/17	53.3	39.1	0.0	7.6	139.3	-1.0
GEW-054	06/09/17	52.0	41.9	0.0	6.1	139.1	-0.9
GEW-054	06/13/17	51.4	40.0	0.0	8.6	140.6	-0.6
GEW-054	06/13/17	51.0	41.7	0.0	7.3	141.2	-1.9
GEW-054	06/20/17	53.0	38.3	0.0	8.7	140.0	-3.1
GEW-054	06/20/17	53.0	40.1	0.0	6.9	140.0	-2.7

# GEW-054 Wellhead Temperatures



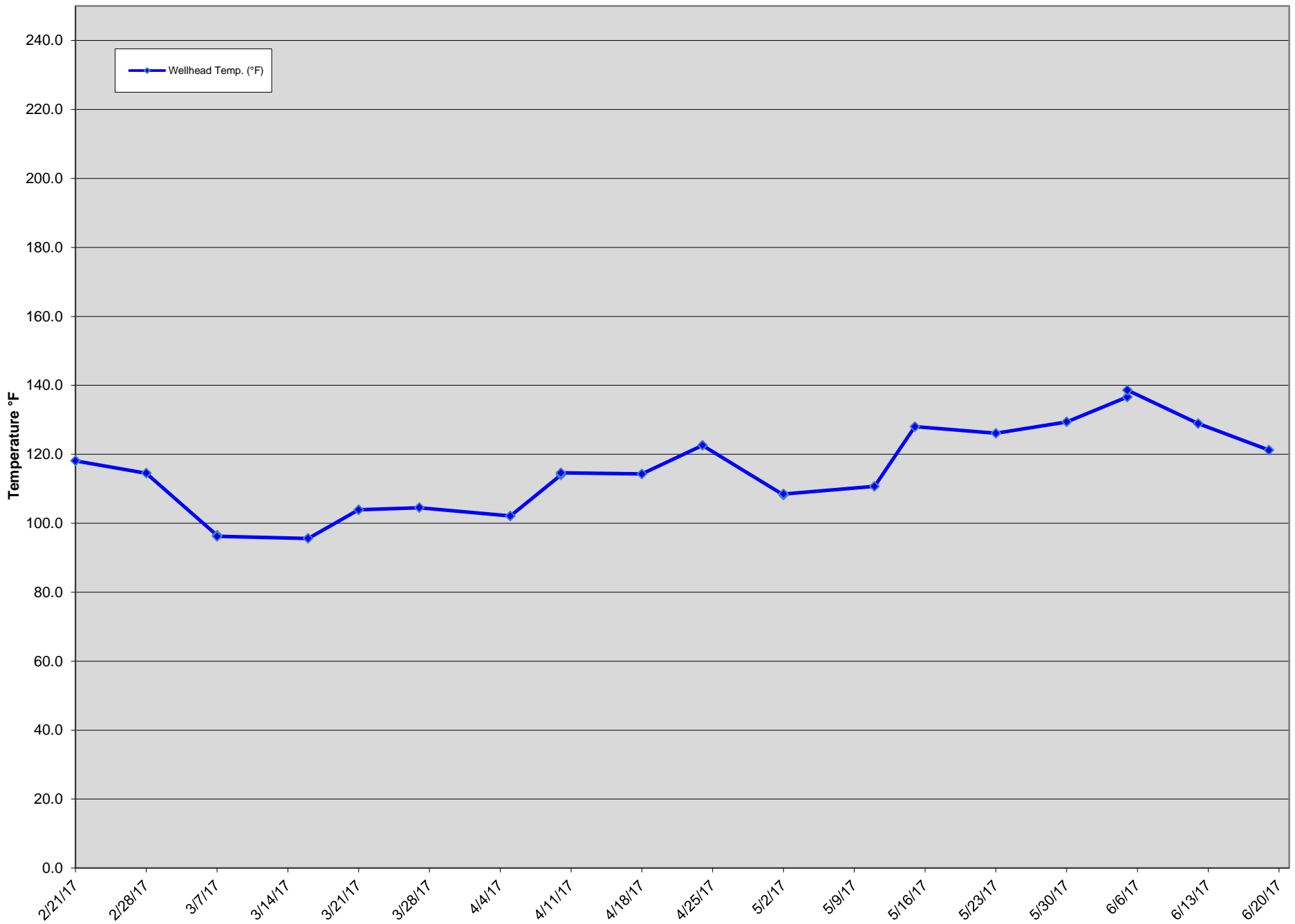
GEW ID#	Reading Date	CH4 (% Vol.)	CO2 (% Vol.)	Oxygen (% Vol.)	Balance (% Vol.)	Wellhead Temp. (°F)	Initial Static Pressure (In W.C.)
GEW-055	02/22/17	52.5	41.2	0.0	6.3	101.3	0.0
GEW-055	02/22/17	52.7	42.4	0.0	4.9	102.8	0.0
GEW-055	02/27/17	54.0	40.4	0.0	5.6	110.2	0.2
GEW-055	02/27/17	53.2	42.9	0.0	3.9	111.5	0.2
GEW-055	03/08/17	54.8	40.7	0.0	4.5	108.2	-0.2
GEW-055	03/08/17	55.0	41.4	0.0	3.6	107.0	-0.1
GEW-055	03/16/17	55.4	40.0	0.0	4.6	100.4	0.1
GEW-055	03/16/17	53.4	42.7	0.0	3.9	100.9	0.0
GEW-055	03/20/17	50.9	42.7	0.0	6.4	117.3	0.3
GEW-055	03/20/17	50.9	43.3	0.0	5.8	117.8	0.2
GEW-055	03/28/17	52.5	41.5	0.0	6.0	108.2	-0.1
GEW-055	04/04/17	51.5	42.3	0.0	6.2	105.0	-0.4
GEW-055	04/11/17	52.4	42.1	0.0	5.5	104.5	-0.7
GEW-055	04/11/17	51.1	43.3	0.0	5.6	104.8	-0.7
GEW-055	04/12/17	49.0	42.7	0.0	8.3	108.7	-0.5
GEW-055	04/12/17	49.8	43.1	0.0	7.1	109.5	-0.5
GEW-055	04/18/17	48.7	42.9	0.0	8.4	112.7	0.2
GEW-055	04/18/17	49.0	43.7	0.0	7.3	111.7	0.2
GEW-055	04/25/17	47.7	41.8	0.0	10.5	112.2	0.2
GEW-055	04/25/17	47.9	43.2	0.0	8.9	119.4	0.1
GEW-055	05/03/17	50.8	42.6	0.0	6.6	87.7	0.2
GEW-055	05/03/17	50.4	44.1	0.0	5.5	105.1	0.1
GEW-055	05/09/17	49.6	39.7	0.0	10.7	93.7	0.4
GEW-055	05/09/17	48.3	41.8	0.0	9.9	93.9	0.4
GEW-055	05/12/17	48.9	40.2	0.5	10.4	135.0	-1.0
GEW-055	05/12/17	48.7	42.4	0.0	8.9	126.2	-0.6
GEW-055	05/16/17	48.5	42.5	0.0	9.0	108.2	0.4
GEW-055	05/16/17	48.4	43.3	0.0	8.3	112.3	0.4
GEW-055	05/23/17	49.6	42.1	0.0	8.3	121.2	-0.1
GEW-055	05/31/17	49.5	42.3	0.0	8.2	124.7	-0.3
GEW-055	05/31/17	53.4	43.1	0.0	3.5	120.7	0.6
GEW-055	05/31/17	54.6	42.2	0.0	3.2	125.8	0.4
GEW-055	06/07/17	49.9	43.4	0.0	6.7	130.6	0.2
GEW-055	06/07/17	50.0	44.0	0.0	6.0	130.7	0.2
GEW-055	06/13/17	48.7	40.7	0.0	10.6	132.3	0.5
GEW-055	06/13/17	48.5	43.1	0.0	8.4	134.7	0.3
GEW-055	06/20/17	50.4	39.0	0.0	10.6	135.6	0.2
GEW-055	06/20/17	50.0	41.5	0.0	8.5	137.1	0.1
GEW-055	06/22/17	54.5	38.8	0.4	6.3	136.8	-0.4
GEW-055	06/22/17	53.7	41.9	0.1	4.3	135.9	-0.3
GEW-055	06/23/17	48.6	44.1	0.0	7.3	131.7	0.2
GEW-055	06/23/17	48.8	43.5	0.0	7.7	131.4	0.2

# GEW-055 Wellhead Temperatures



GEW ID#	Reading Date	CH4 (% Vol.)	CO2 (% Vol.)	Oxygen (% Vol.)	Balance (% Vol.)	Wellhead Temp. (°F)	Initial Static Pressure (In W.C.)
GEW-056R	02/21/17	15.2	50.6	0.0	34.2	118.1	-0.4
GEW-056R	02/28/17	15.6	51.4	0.1	32.9	114.5	-0.2
GEW-056R	03/07/17	18.1	51.9	0.0	30.0	96.5	-0.4
GEW-056R	03/07/17	18.2	51.8	0.0	30.0	96.2	-0.4
GEW-056R	03/16/17	15.8	53.1	0.0	31.1	95.6	-0.4
GEW-056R	03/21/17	19.5	51.6	0.0	28.9	103.9	-0.5
GEW-056R	03/27/17	19.0	53.3	0.0	27.7	104.5	-0.4
GEW-056R	04/05/17	17.2	52.0	0.0	30.8	102.1	-0.4
GEW-056R	04/10/17	15.8	54.4	0.0	29.8	114.0	-0.3
GEW-056R	04/10/17	16.0	52.2	0.0	31.8	114.6	-0.3
GEW-056R	04/18/17	14.9	53.8	0.0	31.3	114.3	-0.3
GEW-056R	04/24/17	12.9	54.9	0.0	32.2	122.6	-0.1
GEW-056R	05/02/17	17.1	51.6	0.0	31.3	108.2	-0.3
GEW-056R	05/02/17	16.2	49.8	0.0	34.0	108.5	-0.3
GEW-056R	05/11/17	16.3	53.6	0.0	30.1	110.7	-0.3
GEW-056R	05/15/17	13.9	52.8	0.0	33.3	128.0	-0.2
GEW-056R	05/23/17	14.6	52.6	0.0	32.8	126.1	-0.2
GEW-056R	05/30/17	15.4	54.6	0.0	30.0	129.4	-0.2
GEW-056R	06/05/17	15.2	52.6	0.0	32.2	136.6	-0.2
GEW-056R	06/05/17	14.9	51.7	0.0	33.4	138.6	-0.2
GEW-056R	06/12/17	16.3	53.5	0.0	30.2	128.9	-0.3
GEW-056R	06/19/17	20.3	52.2	0.0	27.5	121.2	-0.3

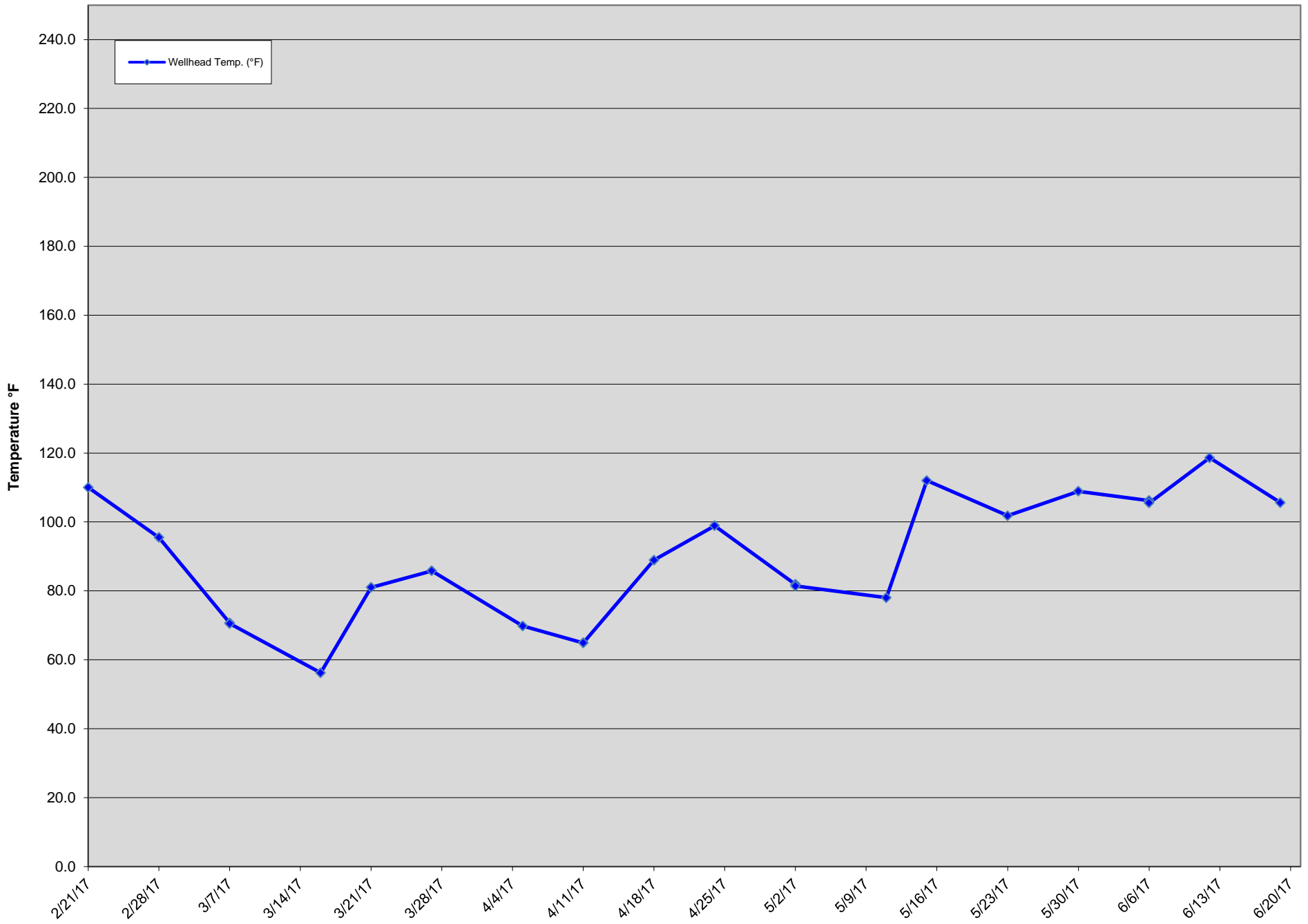
# GEW-056R Wellhead Temperatures





GEW ID#	Reading Date	CH4 (% Vol.)	CO2 (% Vol.)	Oxygen (% Vol.)	Balance (% Vol.)	Wellhead Temp. (°F)	Initial Static Pressure (In W.C.)
GEW-109	02/21/17	22.1	47.3	0.0	30.6	110.0	-9.1
GEW-109	02/28/17	25.5	48.7	0.0	25.8	95.5	-12.3
GEW-109	03/07/17	30.1	44.6	0.0	25.3	70.7	-13.5
GEW-109	03/07/17	29.3	45.4	0.0	25.3	70.5	-13.5
GEW-109	03/16/17	27.1	45.5	0.0	27.4	56.2	-14.3
GEW-109	03/21/17	26.3	46.4	0.0	27.3	81.0	-14.8
GEW-109	03/27/17	28.1	47.4	0.0	24.5	85.8	-13.3
GEW-109	04/05/17	25.6	50.4	0.0	24.0	69.8	-14.0
GEW-109	04/11/17	25.4	49.3	0.0	25.3	64.9	-14.2
GEW-109	04/11/17	24.7	47.3	0.1	27.9	64.9	-14.1
GEW-109	04/18/17	23.7	49.1	0.0	27.2	88.9	-13.6
GEW-109	04/24/17	23.3	46.6	0.4	29.7	98.9	-13.3
GEW-109	05/02/17	25.3	47.8	0.0	26.9	81.9	-14.9
GEW-109	05/02/17	24.3	49.1	0.0	26.6	81.4	-15.1
GEW-109	05/11/17	25.4	47.2	0.0	27.4	78.0	-15.2
GEW-109	05/15/17	27.7	48.5	0.0	23.8	112.0	-13.2
GEW-109	05/23/17	25.6	47.8	0.0	26.6	101.8	-14.1
GEW-109	05/30/17	26.5	49.3	0.0	24.2	108.9	-13.8
GEW-109	06/06/17	26.3	47.3	0.0	26.4	106.2	-13.7
GEW-109	06/06/17	26.0	47.2	0.0	26.8	105.5	-14.1
GEW-109	06/12/17	27.2	48.4	0.0	24.4	118.6	-13.1
GEW-109	06/19/17	31.0	46.3	0.1	22.6	105.6	-14.2

# GEW-109 Wellhead Temperatures



GEW ID#	Reading Date	CH4 (% Vol.)	CO2 (% Vol.)	Oxygen (% Vol.)	Balance (% Vol.)	Wellhead Temp. (°F)	Initial Static Pressure (In W.C.)
GEW-110	02/21/17	15.4	37.9	5.1	41.6	71.8	-0.1
GEW-110	02/21/17	12.6	36.9	5.3	45.2	72.1	-0.1
GEW-110	02/28/17	9.7	28.5	8.3	53.5	86.3	-0.1
GEW-110	02/28/17	8.6	30.6	7.7	53.1	86.8	-0.1
GEW-110	03/07/17	13.1	35.0	6.0	45.9	59.2	-0.1
GEW-110	03/07/17	13.2	37.0	6.0	43.8	59.5	-0.1
GEW-110	03/16/17	13.6	43.7	2.0	40.7	67.0	-0.1
GEW-110	03/21/17	6.1	31.6	8.8	53.5	65.9	-0.1
GEW-110	03/21/17	5.6	33.3	9.1	52.0	66.4	-0.1
GEW-110	03/27/17	7.0	29.8	9.0	54.2	70.1	-0.1
GEW-110	03/27/17	6.6	31.8	8.9	52.7	70.0	-0.1
GEW-110	04/05/17	13.1	37.2	3.1	46.6	70.1	-0.1
GEW-110	04/10/17	5.7	28.6	11.3	54.4	82.8	-0.2
GEW-110	04/10/17	5.5	28.5	11.2	54.8	81.5	-0.1
GEW-110	04/18/17	16.2	42.2	2.7	38.9	77.3	-0.1
GEW-110	04/24/17	15.6	44.0	0.2	40.2	92.4	-0.1
GEW-110	05/02/17	6.7	23.7	10.5	59.1	71.4	-0.2
GEW-110	05/02/17	5.7	22.1	11.5	60.7	71.4	-0.1
GEW-110	05/11/17	5.6	22.2	12.1	60.1	76.1	-0.3
GEW-110	05/11/17	5.2	22.6	12.3	59.9	76.1	-0.2
GEW-110	05/15/17	6.4	22.3	12.3	59.0	90.8	-0.2
GEW-110	05/15/17	6.0	21.3	12.5	60.2	90.8	-0.2
GEW-110	05/23/17	7.2	22.3	11.1	59.4	77.7	-0.2
GEW-110	05/23/17	6.5	22.2	11.3	60.0	77.9	-0.2
GEW-110	05/30/17	6.8	23.1	12.5	57.6	94.6	-0.2
GEW-110	05/30/17	6.6	22.1	12.7	58.6	94.6	-0.2
GEW-110	06/05/17	8.1	34.2	8.8	48.9	104.3	-0.5
GEW-110	06/05/17	7.0	34.0	8.8	50.2	106.0	-0.1
GEW-110	06/12/17	7.6	35.8	8.5	48.1	105.2	-0.1
GEW-110	06/12/17	7.3	35.6	8.5	48.6	105.5	-0.1
GEW-110	06/19/17	7.7	34.5	9.3	48.5	98.7	-0.6
GEW-110	06/19/17	9.2	41.1	6.9	42.8	98.1	-0.1

# GEW-110 Wellhead Temperatures

