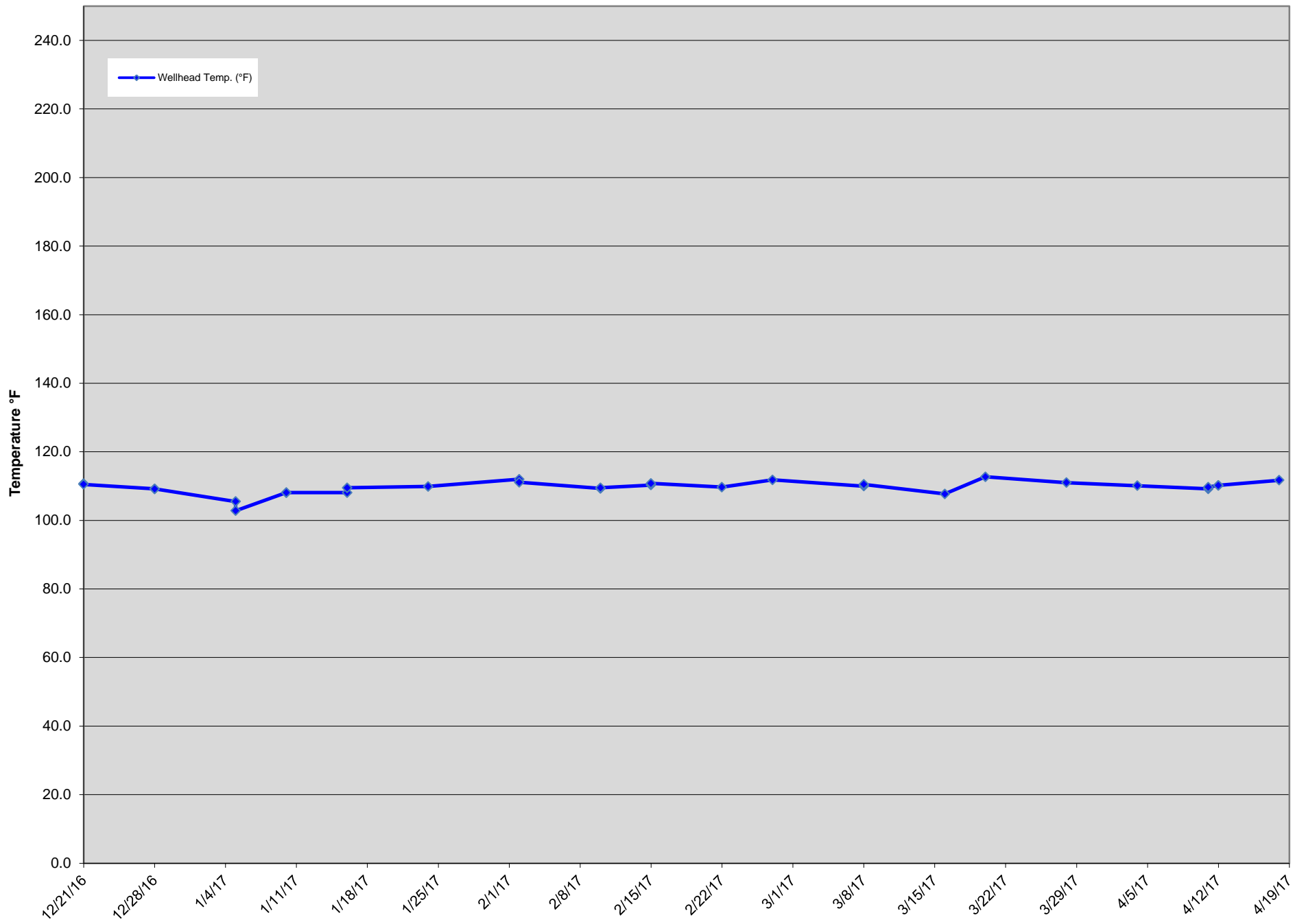


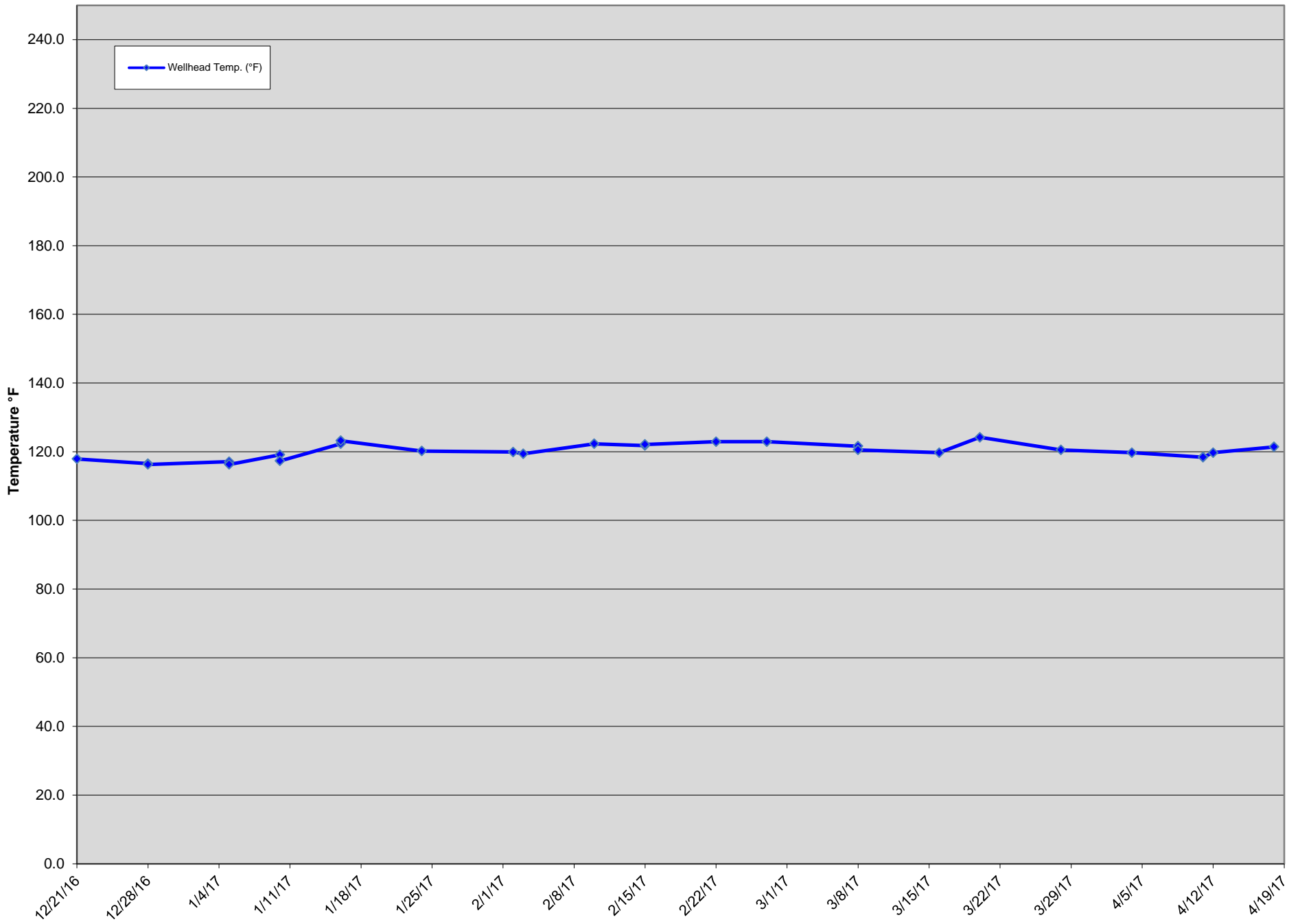
GEW ID#	Reading Date	CH4 (% Vol.)	CO2 (% Vol.)	Oxygen (% Vol.)	Balance (% Vol.)	Wellhead Temp. (°F)	Initial Static Pressure (In W.C.)
GEW-008	12/21/16	53.6	38.0	0.1	8.3	110.7	-1.5
GEW-008	12/21/16	51.3	40.9	0.0	7.8	110.5	-1.4
GEW-008	12/28/16	53.7	37.4	0.0	8.9	109.2	-1.1
GEW-008	12/28/16	51.4	41.6	0.0	7.0	109.2	-1.0
GEW-008	01/05/17	51.3	41.8	0.4	6.5	105.5	-1.3
GEW-008	01/05/17	51.0	42.1	0.4	6.5	102.8	-0.8
GEW-008	01/10/17	53.6	41.2	0.2	5.0	108.1	-0.6
GEW-008	01/10/17	54.3	41.2	0.3	4.2	108.1	-0.7
GEW-008	01/16/17	56.0	39.4	0.0	4.6	108.1	0.4
GEW-008	01/16/17	54.4	41.2	0.0	4.4	109.5	0.1
GEW-008	01/24/17	54.1	38.1	0.0	7.8	109.9	-0.2
GEW-008	02/02/17	55.4	39.7	0.0	4.9	112.0	-0.7
GEW-008	02/02/17	53.3	41.9	0.0	4.8	111.1	-0.5
GEW-008	02/10/17	57.5	38.4	0.0	4.1	109.3	0.0
GEW-008	02/10/17	54.7	40.9	0.0	4.4	109.5	0.1
GEW-008	02/15/17	54.2	42.5	0.0	3.3	110.3	-0.5
GEW-008	02/15/17	54.4	43.2	0.0	2.4	110.8	-0.5
GEW-008	02/22/17	54.8	39.6	0.0	5.6	109.7	-0.2
GEW-008	02/27/17	55.3	40.8	0.0	3.9	111.8	-0.1
GEW-008	03/08/17	53.7	41.2	0.0	5.1	110.0	-0.6
GEW-008	03/08/17	53.8	43.0	0.0	3.2	110.5	-0.5
GEW-008	03/16/17	54.0	41.6	0.0	4.4	107.7	-0.6
GEW-008	03/20/17	53.0	42.5	0.0	4.5	112.7	-0.2
GEW-008	03/28/17	53.7	40.7	0.0	5.6	111.0	-0.3
GEW-008	04/04/17	54.4	41.7	0.0	3.9	110.1	-0.5
GEW-008	04/11/17	53.7	46.3	0.0	0.0	109.2	-0.9
GEW-008	04/11/17	54.1	44.6	0.0	1.3	109.7	-0.9
GEW-008	04/12/17	54.7	41.4	0.0	3.9	110.2	-0.7
GEW-008	04/12/17	53.3	42.3	0.0	4.4	110.2	-0.8
GEW-008	04/18/17	53.8	41.7	0.0	4.5	111.7	-0.3

GEW-008 Wellhead Temperatures



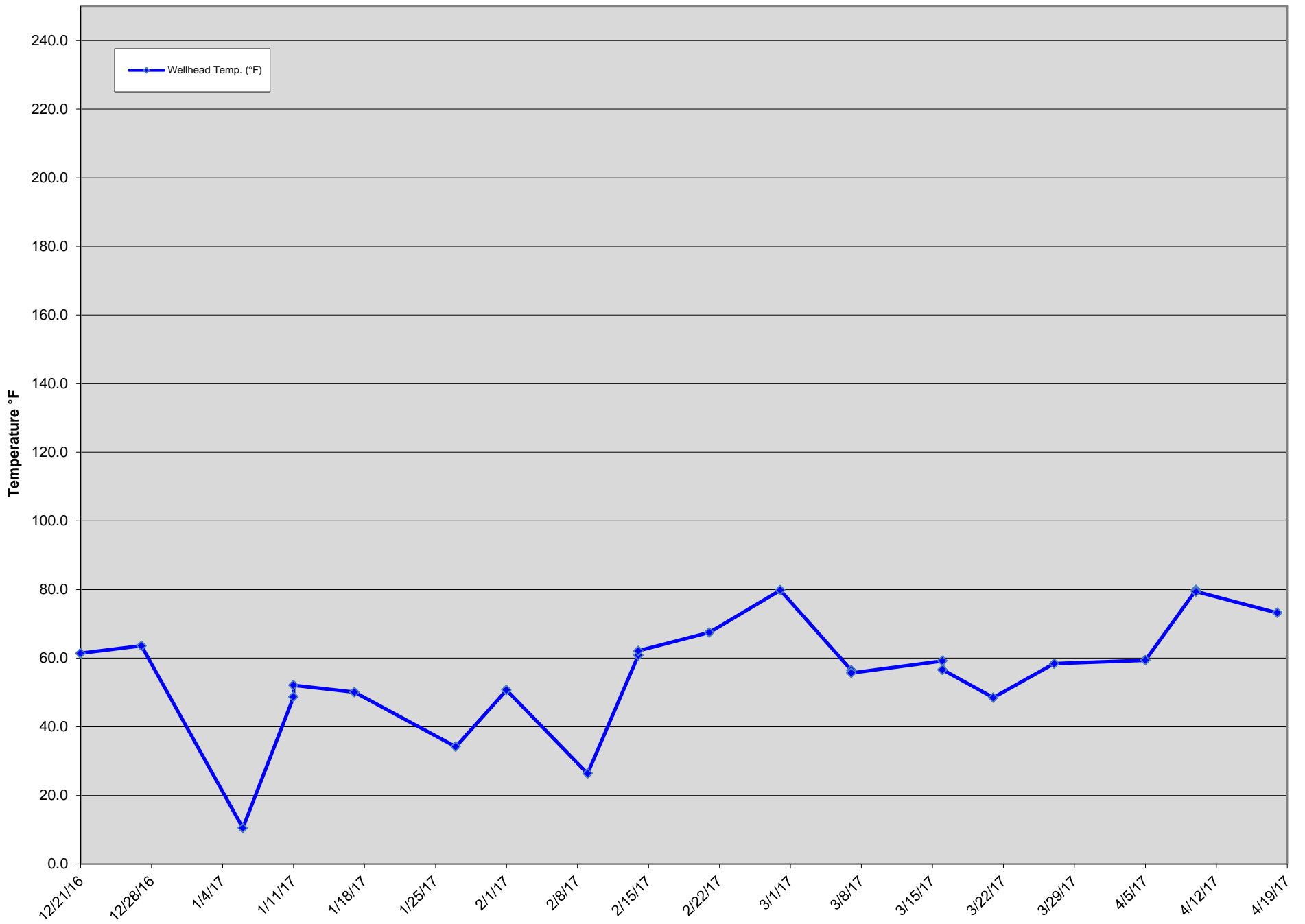
GEW ID#	Reading Date	CH4 (% Vol.)	CO2 (% Vol.)	Oxygen (% Vol.)	Balance (% Vol.)	Wellhead Temp. (°F)	Initial Static Pressure (In W.C.)
GEW-009	12/21/16	43.6	38.1	0.0	18.3	117.9	-0.6
GEW-009	12/28/16	42.9	36.6	0.1	20.4	116.5	-0.5
GEW-009	12/28/16	41.5	38.2	0.0	20.3	116.3	-0.5
GEW-009	01/05/17	41.8	38.6	0.0	19.6	117.1	-0.6
GEW-009	01/05/17	41.7	38.9	0.0	19.4	116.3	-0.5
GEW-009	01/10/17	47.1	38.2	0.1	14.6	119.1	-0.7
GEW-009	01/10/17	45.5	37.3	0.1	17.1	117.3	-0.7
GEW-009	01/16/17	53.5	40.2	0.0	6.3	122.3	0.1
GEW-009	01/16/17	52.8	40.4	0.0	6.8	123.2	0.0
GEW-009	01/24/17	50.3	39.0	0.0	10.7	120.2	-0.1
GEW-009	02/02/17	47.2	39.9	0.0	12.9	119.9	-0.3
GEW-009	02/03/17	52.2	34.1	0.0	13.7	119.4	-0.3
GEW-009	02/10/17	53.0	40.2	0.0	6.8	122.3	0.0
GEW-009	02/15/17	49.1	40.0	0.0	10.9	121.8	-0.2
GEW-009	02/15/17	50.2	39.6	0.0	10.2	122.1	-0.2
GEW-009	02/22/17	50.5	40.5	0.0	9.0	122.9	-0.1
GEW-009	02/27/17	51.1	41.4	0.0	7.5	122.9	-0.1
GEW-009	03/08/17	48.9	40.5	0.0	10.6	121.6	-0.2
GEW-009	03/08/17	49.7	41.0	0.0	9.3	120.5	-0.3
GEW-009	03/16/17	50.1	40.5	0.0	9.4	119.7	-0.2
GEW-009	03/20/17	51.6	39.9	0.0	8.5	124.2	-0.1
GEW-009	03/28/17	51.0	40.7	0.0	8.3	120.5	-0.2
GEW-009	04/04/17	50.1	41.0	0.0	8.9	119.7	-0.3
GEW-009	04/11/17	48.1	41.3	0.0	10.6	118.4	-0.4
GEW-009	04/11/17	48.6	42.0	0.0	9.4	118.4	-0.4
GEW-009	04/12/17	47.7	40.8	0.0	11.5	119.7	-0.3
GEW-009	04/18/17	49.3	41.1	0.0	9.6	121.4	-0.1

GEW-009 Wellhead Temperatures



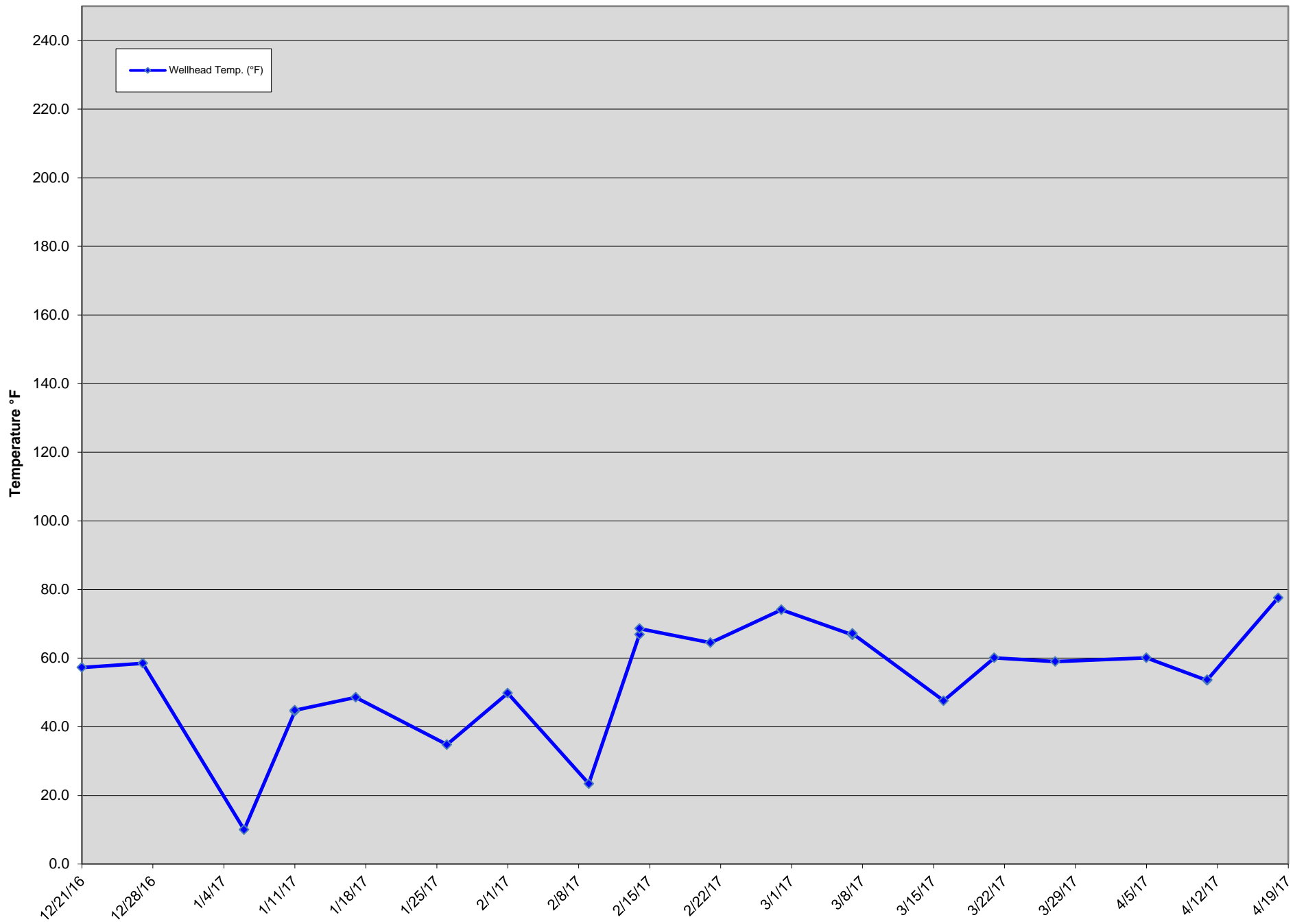
GEW ID#	Reading Date	CH4 (% Vol.)	CO2 (% Vol.)	Oxygen (% Vol.)	Balance (% Vol.)	Wellhead Temp. (°F)	Initial Static Pressure (In W.C.)
GEW-010	12/21/16	39.8	55.5	0.2	4.5	61.4	-3.7
GEW-010	12/27/16	48.1	49.8	0.2	1.9	63.6	-3.8
GEW-010	01/06/17	52.9	35.7	0.7	10.7	10.5	-3.3
GEW-010	01/11/17	50.6	43.5	0.2	5.7	48.7	-3.6
GEW-010	01/11/17	36.2	33.3	7.0	23.5	52.1	-5.8
GEW-010	01/17/17	45.3	45.6	0.1	9.0	50.1	-3.5
GEW-010	01/27/17	53.6	42.1	0.1	4.2	34.2	-3.7
GEW-010	02/01/17	48.1	46.3	0.3	5.3	50.7	-3.3
GEW-010	02/09/17	50.1	43.8	0.5	5.6	26.4	-2.8
GEW-010	02/14/17	50.8	45.8	0.1	3.3	60.8	-3.6
GEW-010	02/14/17	52.7	43.5	0.2	3.6	62.1	-3.6
GEW-010	02/21/17	47.3	45.4	0.0	7.3	67.5	-3.5
GEW-010	02/28/17	51.8	41.5	0.7	6.0	79.8	-3.5
GEW-010	03/07/17	51.4	44.1	0.5	4.0	56.5	-3.8
GEW-010	03/07/17	50.8	44.3	0.5	4.4	55.7	-3.1
GEW-010	03/16/17	53.8	41.9	0.4	3.9	59.2	-1.7
GEW-010	03/16/17	52.5	42.1	0.2	5.2	56.6	-1.0
GEW-010	03/21/17	56.3	40.5	0.0	3.2	48.5	-0.6
GEW-010	03/27/17	57.3	42.3	0.0	0.4	58.4	-0.3
GEW-010	04/05/17	54.4	45.6	0.0	0.0	59.4	-0.2
GEW-010	04/10/17	56.5	40.7	0.0	2.8	79.9	-0.3
GEW-010	04/10/17	55.9	36.8	0.0	7.3	79.4	-0.3
GEW-010	04/18/17	55.7	41.3	0.0	3.0	73.2	-0.6

GEW-010 Wellhead Temperatures



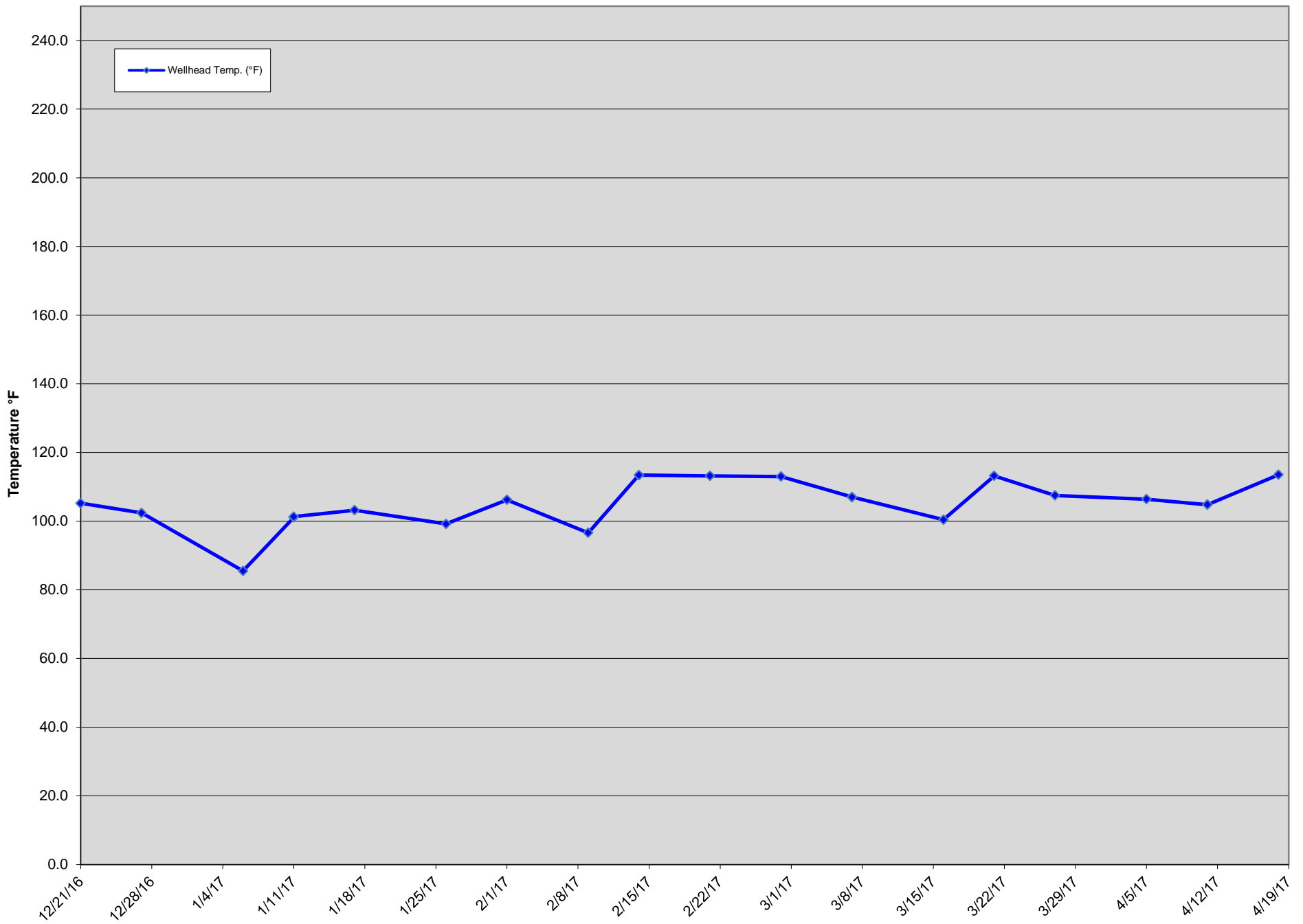
GEW ID#	Reading Date	CH4 (% Vol.)	CO2 (% Vol.)	Oxygen (% Vol.)	Balance (% Vol.)	Wellhead Temp. (°F)	Initial Static Pressure (In W.C.)
GEW-038	12/21/16	9.9	46.6	3.8	39.7	57.3	-4.8
GEW-038	12/27/16	12.1	41.5	4.4	42.0	58.5	-4.8
GEW-038	01/06/17	12.5	51.5	4.4	31.6	10.0	-6.5
GEW-038	01/11/17	7.8	45.1	6.0	41.1	44.5	-8.5
GEW-038	01/11/17	7.8	43.0	6.7	42.5	44.8	-8.7
GEW-038	01/17/17	10.3	46.0	4.9	38.8	48.6	-8.3
GEW-038	01/26/17	16.6	46.7	1.9	34.8	34.8	-8.4
GEW-038	02/01/17	13.9	51.7	1.5	32.9	49.8	-6.9
GEW-038	02/09/17	15.8	49.8	1.9	32.5	23.4	-8.9
GEW-038	02/14/17	13.0	51.6	2.0	33.4	66.9	-6.9
GEW-038	02/14/17	12.3	50.3	2.1	35.3	68.6	-6.8
GEW-038	02/21/17	22.7	50.0	0.9	26.4	64.5	-6.0
GEW-038	02/28/17	4.2	48.5	3.7	43.6	74.1	-6.4
GEW-038	03/07/17	4.1	51.7	0.5	43.7	66.8	-6.9
GEW-038	03/07/17	1.1	53.6	0.5	44.8	67.2	-6.9
GEW-038	03/16/17	1.3	55.0	0.4	43.3	47.6	-9.4
GEW-038	03/21/17	1.6	53.8	1.4	43.2	60.1	-9.4
GEW-038	03/27/17	2.8	55.7	0.1	41.4	59.0	-17.9
GEW-038	04/05/17	3.9	53.3	2.0	40.8	60.1	-7.1
GEW-038	04/11/17	7.8	55.9	0.7	35.6	53.5	-2.8
GEW-038	04/11/17	7.4	53.7	0.8	38.1	53.7	-2.8
GEW-038	04/18/17	1.2	52.5	1.7	44.6	77.6	-4.8

GEW-038 Wellhead Temperatures



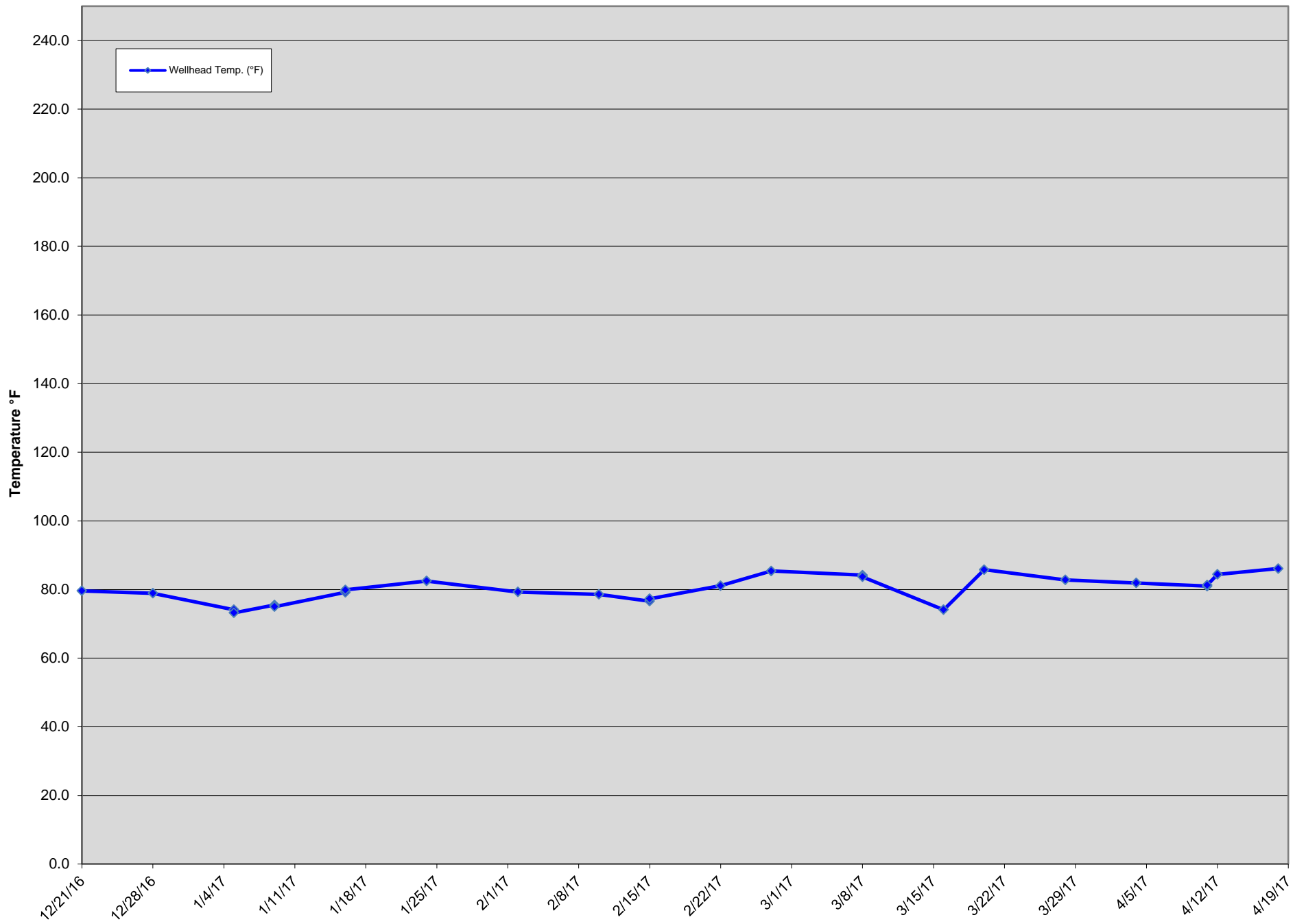
GEW ID#	Reading Date	CH4 (% Vol.)	CO2 (% Vol.)	Oxygen (% Vol.)	Balance (% Vol.)	Wellhead Temp. (°F)	Initial Static Pressure (In W.C.)
GEW-039	12/21/16	51.7	43.5	0.0	4.8	105.2	-0.3
GEW-039	12/27/16	52.3	39.4	0.1	8.2	102.4	-0.2
GEW-039	01/06/17	45.7	53.9	0.0	0.4	85.5	-0.2
GEW-039	01/11/17	45.3	47.7	0.0	7.0	101.1	-0.2
GEW-039	01/11/17	45.3	46.8	0.3	7.6	101.3	-0.1
GEW-039	01/17/17	50.2	43.8	0.0	6.0	103.2	-0.2
GEW-039	01/26/17	49.2	47.0	0.0	3.8	99.2	-0.3
GEW-039	02/01/17	47.9	48.2	0.0	3.9	106.2	-0.2
GEW-039	02/09/17	45.3	48.6	0.0	6.1	96.6	-0.3
GEW-039	02/14/17	45.7	50.6	0.0	3.7	113.4	-0.1
GEW-039	02/14/17	46.5	49.1	0.0	4.4	113.4	-0.1
GEW-039	02/21/17	40.5	49.0	0.0	10.5	113.2	-0.2
GEW-039	02/28/17	45.6	50.2	0.0	4.2	113.0	-0.1
GEW-039	03/07/17	47.8	48.2	0.0	4.0	107.0	-0.2
GEW-039	03/07/17	46.5	49.5	0.0	4.0	107.0	-0.1
GEW-039	03/16/17	43.7	50.9	0.0	5.4	100.4	-0.1
GEW-039	03/21/17	45.0	50.3	0.0	4.7	113.2	-0.2
GEW-039	03/27/17	45.9	50.7	0.0	3.4	107.5	-0.2
GEW-039	04/05/17	44.9	52.1	0.0	3.0	106.4	-0.1
GEW-039	04/11/17	33.2	54.7	0.0	12.1	104.8	-0.3
GEW-039	04/11/17	44.8	46.9	0.0	8.3	104.8	-0.2
GEW-039	04/18/17	46.4	48.2	0.0	5.4	113.5	-0.2

GEW-039 Wellhead Temperatures



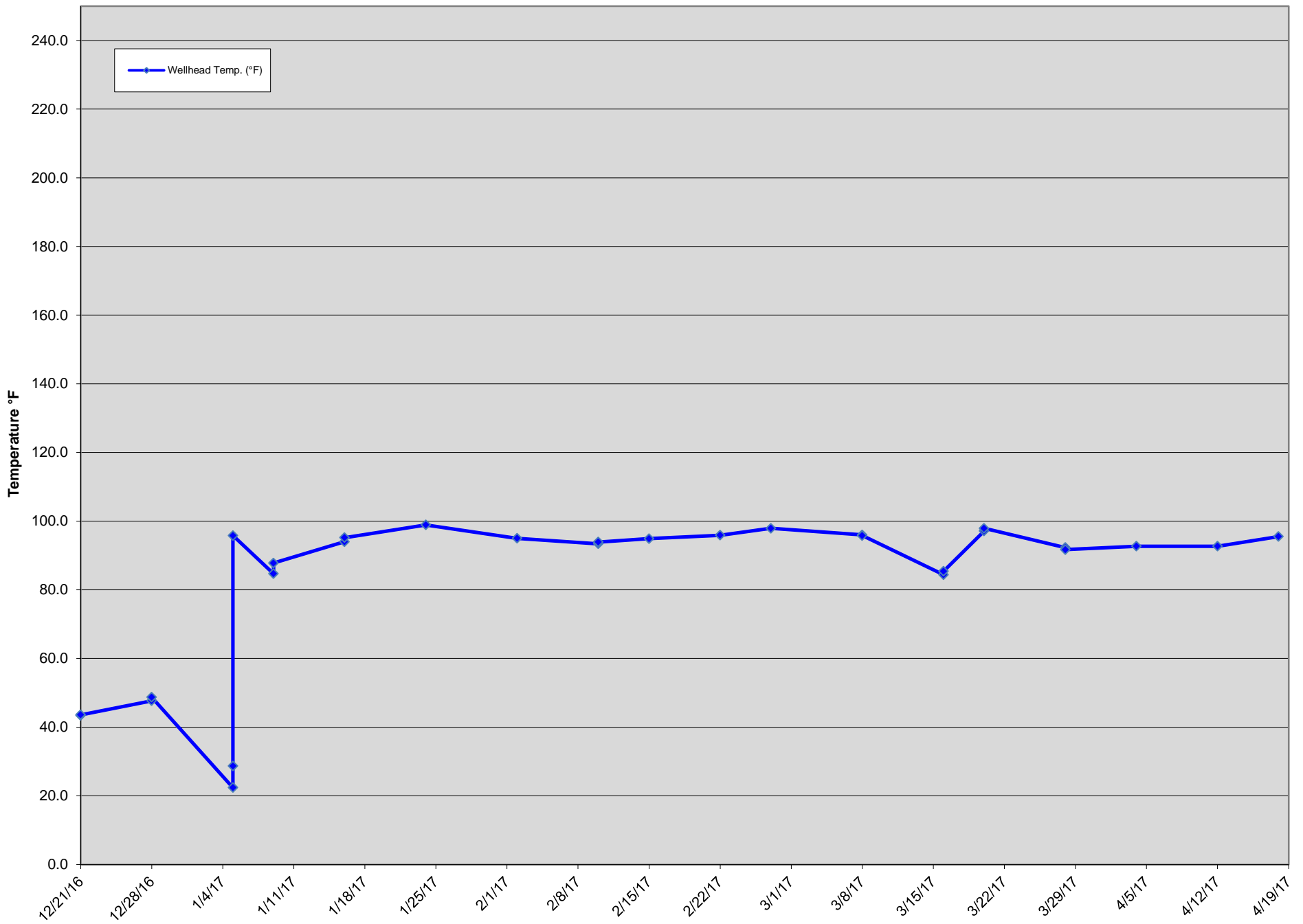
GEW ID#	Reading Date	CH4 (% Vol.)	CO2 (% Vol.)	Oxygen (% Vol.)	Balance (% Vol.)	Wellhead Temp. (°F)	Initial Static Pressure (In W.C.)
GEW-040	12/21/16	56.4	38.6	0.0	5.0	79.6	-0.4
GEW-040	12/28/16	57.6	39.4	0.0	3.0	78.9	-0.2
GEW-040	01/05/17	57.3	40.9	0.0	1.8	74.1	-0.7
GEW-040	01/05/17	57.4	40.7	0.0	1.9	73.2	-0.4
GEW-040	01/09/17	58.8	38.7	0.0	2.5	75.5	-0.1
GEW-040	01/09/17	59.4	38.1	0.0	2.5	75.0	-0.2
GEW-040	01/16/17	54.8	39.0	0.0	6.2	79.2	0.1
GEW-040	01/16/17	58.3	38.7	0.0	3.0	79.9	0.0
GEW-040	01/24/17	55.8	39.8	0.0	4.4	82.5	0.0
GEW-040	02/02/17	54.1	39.7	0.0	6.2	79.3	-0.2
GEW-040	02/10/17	57.5	40.8	0.0	1.7	78.6	-0.1
GEW-040	02/15/17	58.1	41.1	0.0	0.8	76.6	-0.4
GEW-040	02/15/17	58.7	40.2	0.0	1.1	77.3	-0.4
GEW-040	02/22/17	54.1	40.8	0.0	5.1	81.1	-0.2
GEW-040	02/27/17	56.4	42.7	0.0	0.9	85.4	-0.2
GEW-040	03/08/17	57.3	40.3	0.0	2.4	84.2	-0.4
GEW-040	03/08/17	58.7	39.1	0.0	2.2	83.7	-0.4
GEW-040	03/16/17	57.6	41.6	0.0	0.8	74.1	-0.2
GEW-040	03/20/17	58.5	39.9	0.0	1.6	85.8	-0.3
GEW-040	03/28/17	57.1	41.3	0.0	1.6	82.8	-0.3
GEW-040	04/04/17	56.4	42.8	0.0	0.8	81.9	-0.3
GEW-040	04/11/17	57.7	41.8	0.0	0.5	81.0	-0.5
GEW-040	04/11/17	58.8	40.2	0.0	1.0	81.3	-0.5
GEW-040	04/12/17	54.6	41.4	0.0	4.0	84.4	-0.5
GEW-040	04/18/17	55.9	41.1	0.0	3.0	86.1	-0.3

GEW-040 Wellhead Temperatures



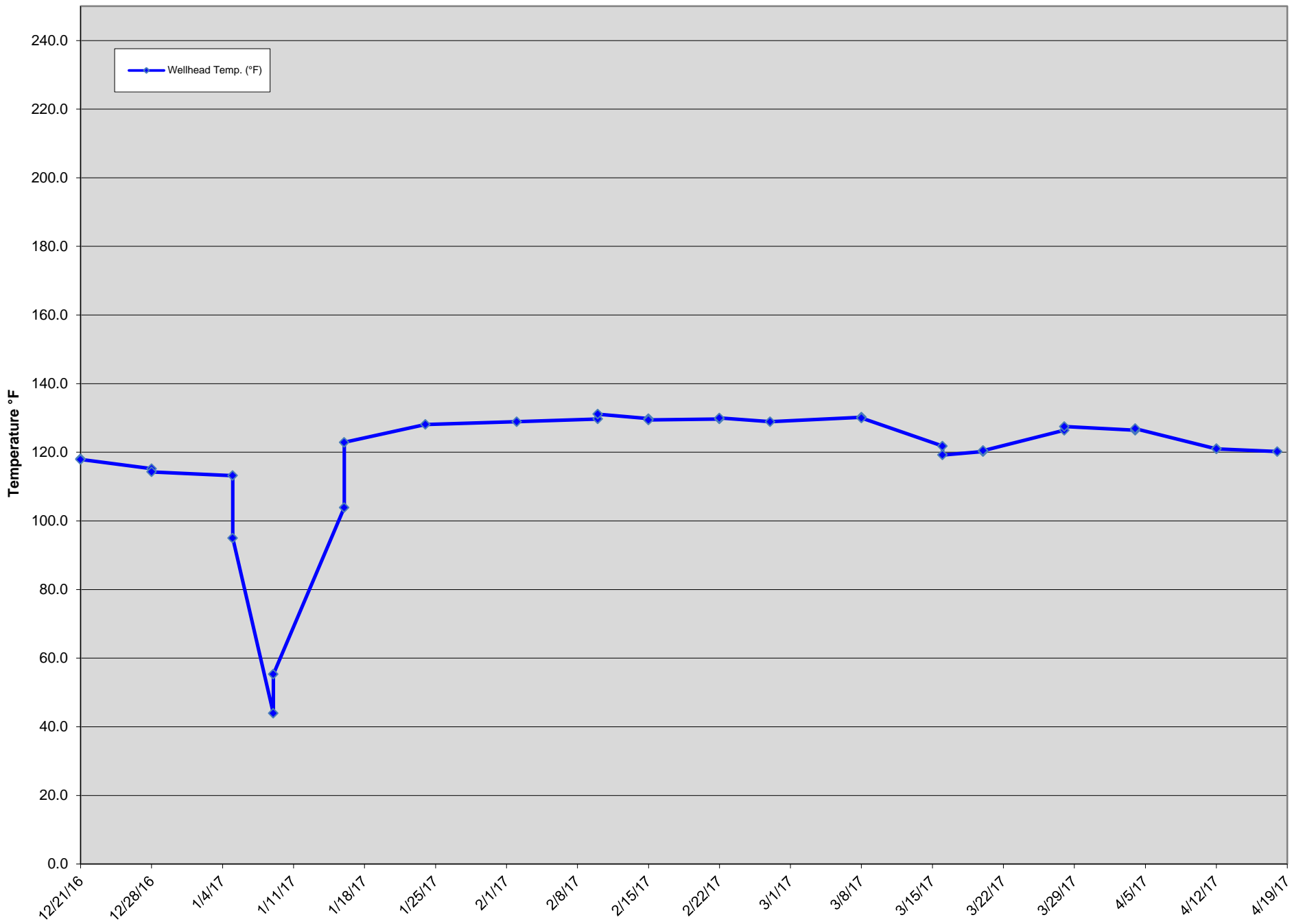
GEW ID#	Reading Date	CH4 (% Vol.)	CO2 (% Vol.)	Oxygen (% Vol.)	Balance (% Vol.)	Wellhead Temp. (°F)	Initial Static Pressure (In W.C.)
GEW-041R	12/21/16	53.5	39.4	0.0	7.1	43.4	0.5
GEW-041R	12/21/16	52.2	41.8	0.0	6.0	43.6	0.5
GEW-041R	12/28/16	56.6	40.2	0.0	3.2	47.7	0.1
GEW-041R	12/28/16	57.1	39.4	0.0	3.5	48.7	0.2
GEW-041R	01/05/17	58.2	40.3	0.0	1.5	22.4	0.1
GEW-041R	01/05/17	58.4	40.4	0.0	1.2	28.7	0.0
GEW-041R	01/05/17	53.2	36.2	0.6	10.0	95.8	-0.6
GEW-041R	01/09/17	58.8	38.4	0.0	2.8	84.7	0.0
GEW-041R	01/09/17	57.4	38.0	0.2	4.4	87.8	-0.1
GEW-041R	01/16/17	56.7	37.4	0.0	5.9	94.0	0.1
GEW-041R	01/16/17	57.0	37.9	0.0	5.1	95.2	0.1
GEW-041R	01/24/17	55.5	37.5	0.0	7.0	98.9	-0.1
GEW-041R	02/02/17	52.0	38.4	0.1	9.5	95.0	-0.2
GEW-041R	02/10/17	54.0	39.6	0.0	6.4	93.4	0.0
GEW-041R	02/10/17	54.7	38.9	0.0	6.4	93.9	0.0
GEW-041R	02/15/17	54.2	38.5	0.4	6.9	94.9	-0.3
GEW-041R	02/22/17	54.9	39.3	0.0	5.8	95.9	-0.2
GEW-041R	02/27/17	56.6	39.3	0.0	4.1	97.9	0.0
GEW-041R	03/08/17	56.5	37.1	0.0	6.4	96.0	-0.2
GEW-041R	03/08/17	55.9	38.6	0.0	5.5	95.8	-0.2
GEW-041R	03/16/17	55.3	40.2	0.0	4.5	84.4	0.5
GEW-041R	03/16/17	55.7	39.2	0.0	5.1	85.4	0.4
GEW-041R	03/20/17	57.5	37.8	0.0	4.7	97.1	0.1
GEW-041R	03/20/17	57.0	39.2	0.0	3.8	97.9	0.0
GEW-041R	03/28/17	54.9	38.1	0.3	6.7	92.3	-0.2
GEW-041R	03/28/17	54.9	38.1	0.2	6.8	91.7	-0.2
GEW-041R	04/04/17	55.3	39.5	0.1	5.1	92.7	-0.2
GEW-041R	04/12/17	53.7	37.9	0.0	8.4	92.7	-0.4
GEW-041R	04/18/17	54.3	39.3	0.0	6.4	95.5	-0.1

GEW-041R Wellhead Temperatures



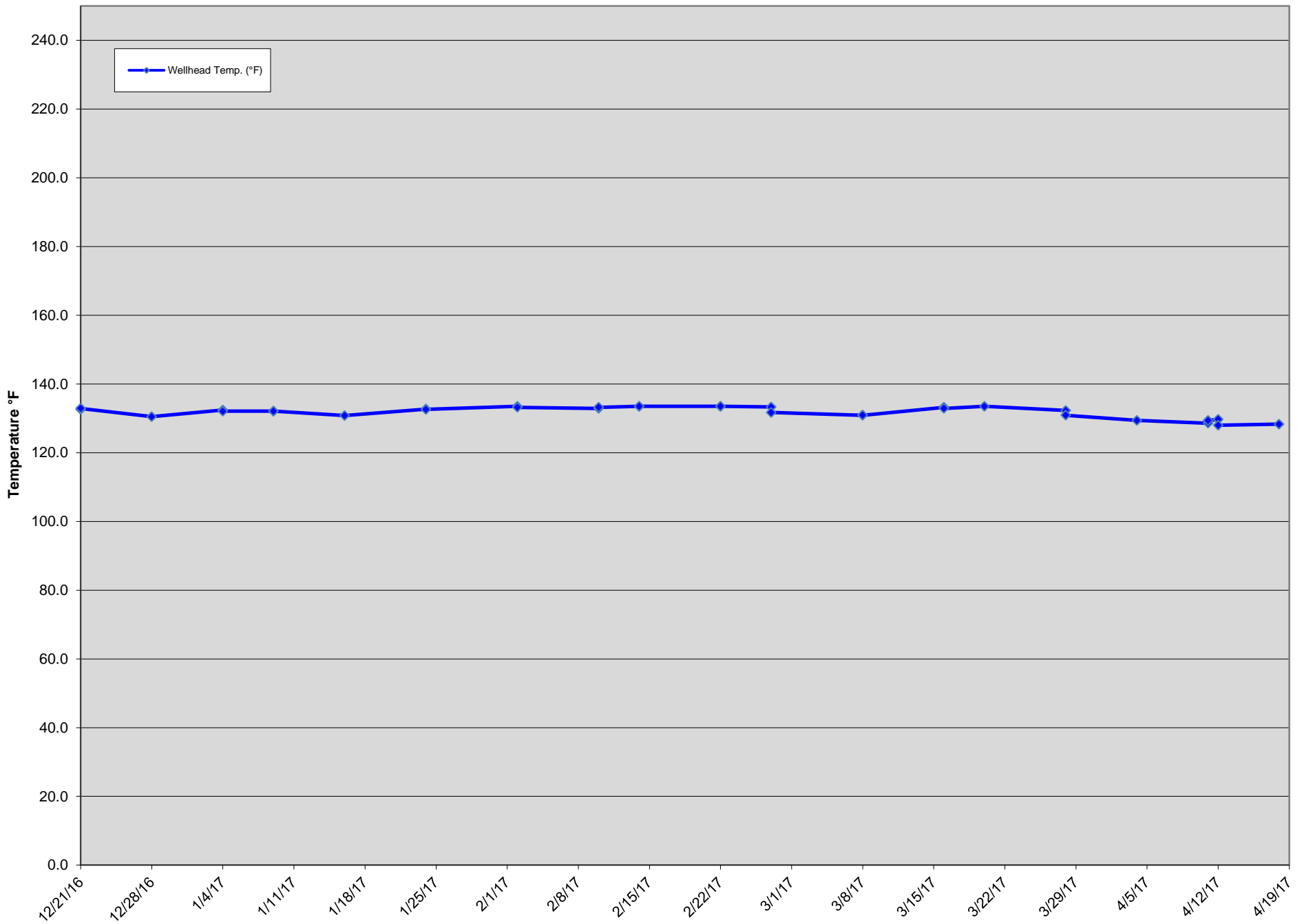
GEW ID#	Reading Date	CH4 (% Vol.)	CO2 (% Vol.)	Oxygen (% Vol.)	Balance (% Vol.)	Wellhead Temp. (°F)	Initial Static Pressure (In W.C.)
GEW-043R	12/21/16	52.8	39.7	0.0	7.5	118.1	-1.6
GEW-043R	12/21/16	52.0	39.3	0.1	8.6	117.9	-1.5
GEW-043R	12/28/16	47.8	36.6	0.3	15.3	115.2	-1.9
GEW-043R	12/28/16	46.8	37.8	0.5	14.9	114.3	-1.5
GEW-043R	01/05/17	52.4	35.2	0.5	11.9	113.2	-1.0
GEW-043R	01/05/17	51.4	38.3	0.6	9.7	95.0	-0.2
GEW-043R	01/09/17	55.6	40.6	0.0	3.8	43.9	1.0
GEW-043R	01/09/17	56.1	40.2	0.0	3.7	55.3	0.9
GEW-043R	01/16/17	53.4	40.2	0.0	6.4	103.9	1.4
GEW-043R	01/16/17	53.3	42.1	0.0	4.6	122.9	0.9
GEW-043R	01/24/17	55.0	39.5	0.0	5.5	128.1	0.0
GEW-043R	02/02/17	55.0	41.6	0.0	3.4	128.9	-0.2
GEW-043R	02/10/17	55.2	41.5	0.0	3.3	129.7	0.1
GEW-043R	02/10/17	55.2	41.9	0.0	2.9	131.1	0.2
GEW-043R	02/15/17	55.3	40.6	0.0	4.1	129.8	-1.0
GEW-043R	02/15/17	54.7	41.8	0.0	3.5	129.4	-1.0
GEW-043R	02/22/17	54.3	40.7	0.0	5.0	129.7	-0.5
GEW-043R	02/22/17	53.6	42.1	0.0	4.3	130.0	-0.5
GEW-043R	02/27/17	55.1	41.0	0.0	3.9	128.9	-0.2
GEW-043R	03/08/17	54.4	41.8	0.0	3.8	130.2	-0.5
GEW-043R	03/08/17	55.4	41.3	0.0	3.3	130.0	-0.4
GEW-043R	03/16/17	55.5	40.7	0.0	3.8	121.8	-1.5
GEW-043R	03/16/17	55.5	41.5	0.0	3.0	119.2	-0.6
GEW-043R	03/20/17	55.4	41.6	0.0	3.0	120.2	0.1
GEW-043R	03/20/17	55.4	41.4	0.0	3.2	120.5	0.1
GEW-043R	03/28/17	54.4	42.2	0.0	3.4	126.4	0.2
GEW-043R	03/28/17	53.9	42.7	0.0	3.4	127.5	0.1
GEW-043R	04/04/17	55.9	41.2	0.0	2.9	126.4	-0.8
GEW-043R	04/04/17	55.4	43.1	0.0	1.5	126.9	-0.7
GEW-043R	04/12/17	54.0	39.6	0.0	6.4	121.0	-0.9
GEW-043R	04/12/17	55.3	40.1	0.0	4.6	121.0	-0.8
GEW-043R	04/18/17	54.2	40.6	0.0	5.2	120.2	-0.2

GEW-043R Wellhead Temperatures



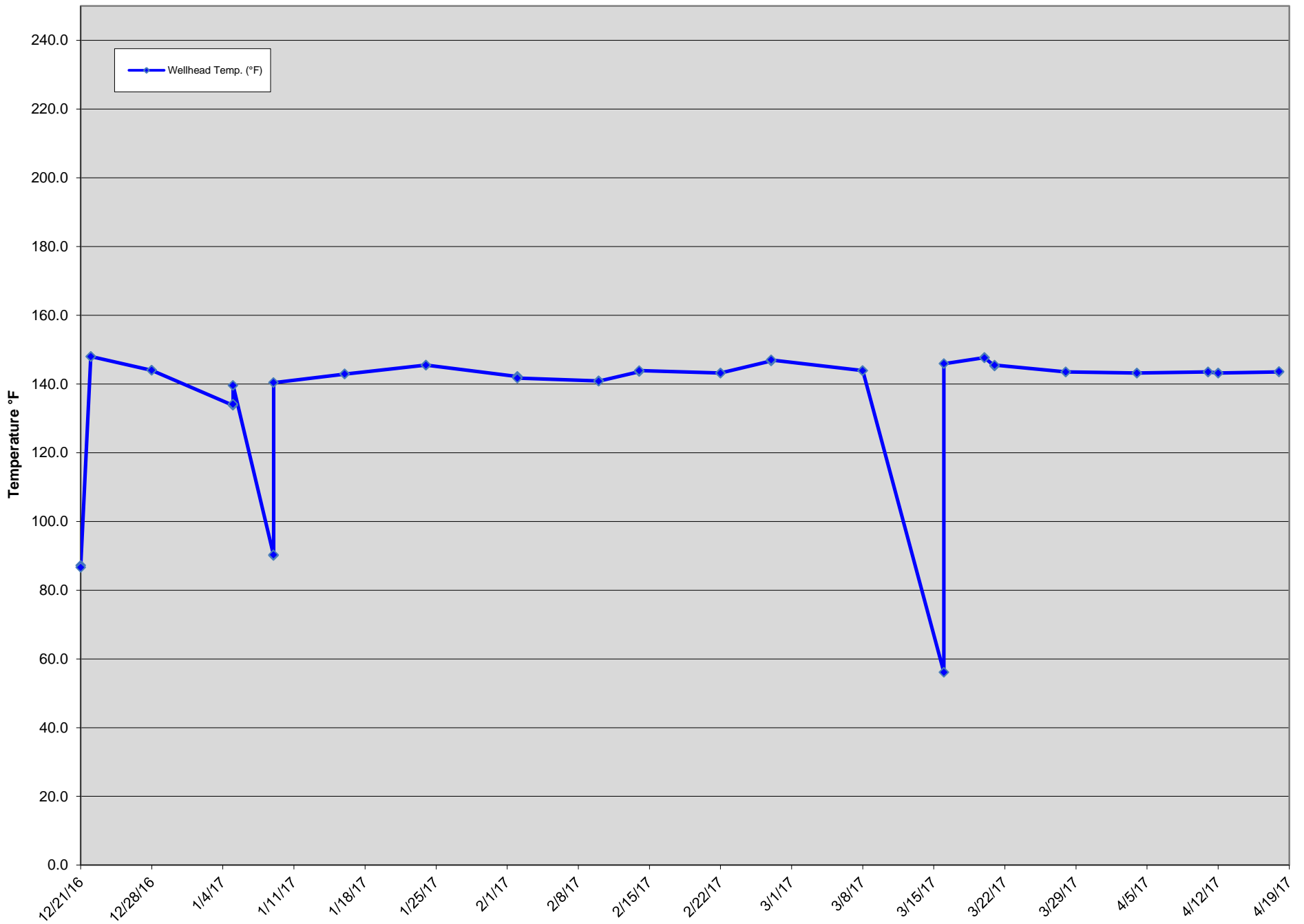
GEW ID#	Reading Date	CH4 (% Vol.)	CO2 (% Vol.)	Oxygen (% Vol.)	Balance (% Vol.)	Wellhead Temp. (°F)	Initial Static Pressure (In W.C.)
GEW-053	12/21/16	49.7	37.1	0.0	13.2	132.6	-4.3
GEW-053	12/21/16	48.5	39.3	0.0	12.2	132.9	-4.3
GEW-053	12/28/16	46.5	36.1	0.0	17.4	130.5	-4.4
GEW-053	01/04/17	43.6	38.6	0.0	17.8	132.4	-4.2
GEW-053	01/04/17	44.3	38.3	0.0	17.4	132.1	-3.7
GEW-053	01/09/17	47.0	38.0	0.0	15.0	132.1	-3.2
GEW-053	01/09/17	46.6	38.4	0.0	15.0	132.1	-3.1
GEW-053	01/16/17	48.6	37.4	0.0	14.0	130.8	-2.9
GEW-053	01/24/17	46.9	37.9	0.0	15.2	132.7	-2.7
GEW-053	01/24/17	46.7	38.1	0.0	15.2	132.6	-2.5
GEW-053	02/02/17	45.1	36.6	0.2	18.1	133.5	-3.2
GEW-053	02/02/17	44.7	36.9	0.1	18.3	133.2	-2.6
GEW-053	02/10/17	46.0	37.6	0.0	16.4	132.9	-1.8
GEW-053	02/10/17	45.4	37.6	0.0	17.0	133.2	-1.8
GEW-053	02/14/17	44.1	36.6	0.0	19.3	133.5	-2.0
GEW-053	02/14/17	44.5	35.7	0.0	19.8	133.5	-2.0
GEW-053	02/22/17	44.6	38.5	0.0	16.9	133.5	-2.1
GEW-053	02/22/17	43.6	38.6	0.0	17.8	133.5	-2.1
GEW-053	02/27/17	44.0	39.4	0.0	16.6	133.3	-2.0
GEW-053	02/27/17	45.2	38.4	0.0	16.4	131.7	-1.2
GEW-053	03/08/17	44.7	36.1	0.0	19.2	130.9	-1.2
GEW-053	03/08/17	44.7	36.5	0.0	18.8	130.9	-1.2
GEW-053	03/16/17	44.4	37.3	0.0	18.3	133.2	-1.5
GEW-053	03/16/17	44.5	37.5	0.0	18.0	132.9	-1.4
GEW-053	03/20/17	46.9	37.2	0.0	15.9	133.5	-0.8
GEW-053	03/28/17	46.1	39.0	0.0	14.9	132.3	-1.2
GEW-053	03/28/17	45.5	39.0	0.0	15.5	130.9	-0.9
GEW-053	04/04/17	47.8	39.0	0.0	13.2	129.4	-1.1
GEW-053	04/11/17	48.6	38.6	0.0	12.8	128.6	-1.6
GEW-053	04/11/17	48.9	39.1	0.0	12.0	129.4	-1.6
GEW-053	04/12/17	47.4	38.7	0.0	13.9	129.7	-1.3
GEW-053	04/12/17	47.6	38.8	0.0	13.6	128.0	-1.2
GEW-053	04/18/17	47.7	40.0	0.0	12.3	128.3	-0.4

GEW-053 Wellhead Temperatures



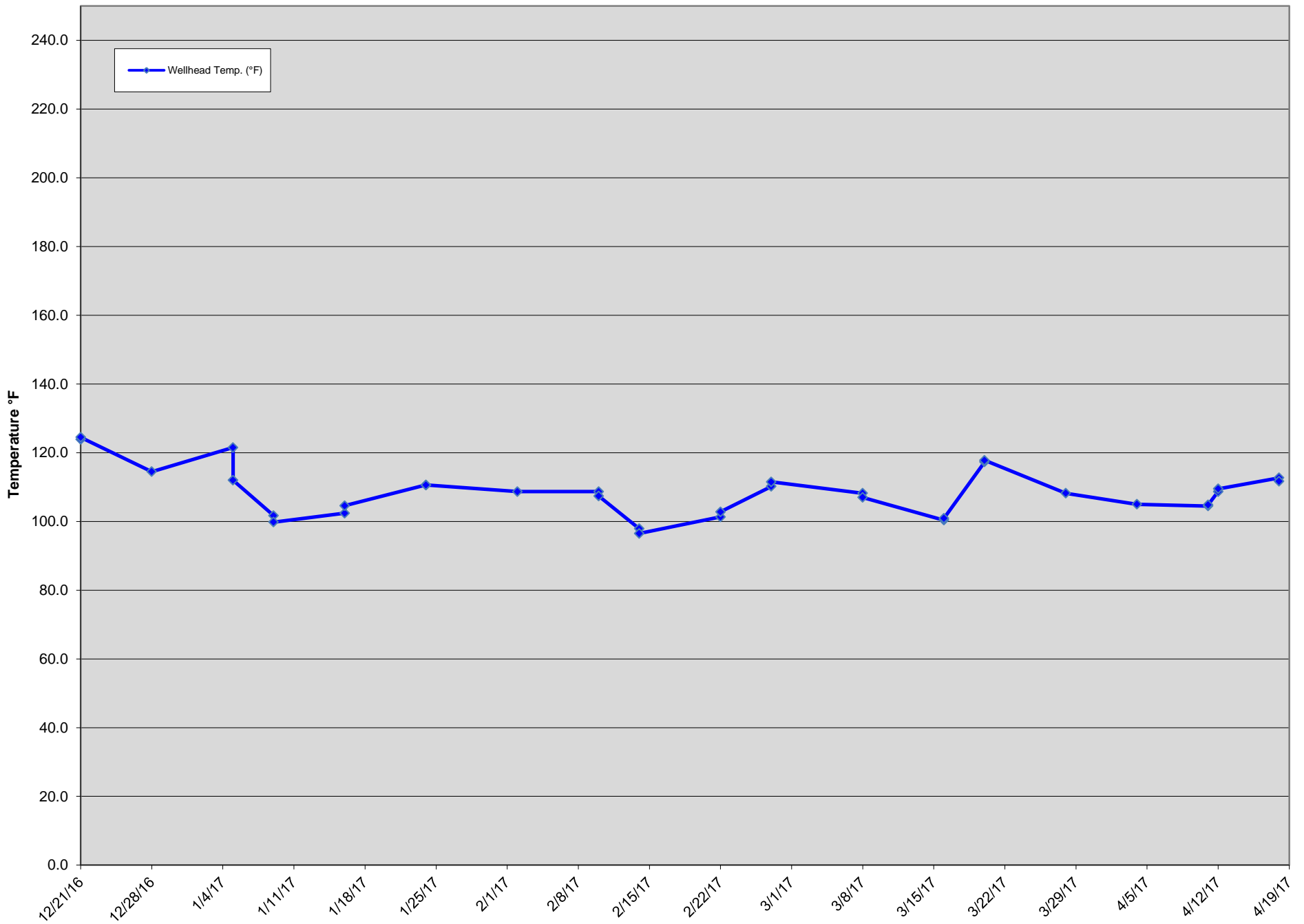
GEW ID#	Reading Date	CH4 (% Vol.)	CO2 (% Vol.)	Oxygen (% Vol.)	Balance (% Vol.)	Wellhead Temp. (°F)	Initial Static Pressure (In W.C.)
GEW-054	12/21/16	52.7	40.0	0.0	7.3	87.2	2.4
GEW-054	12/21/16	51.9	42.3	0.0	5.8	86.6	2.4
GEW-054	12/22/16	52.8	39.8	0.0	7.4	148.0	-6.6
GEW-054	12/22/16	52.3	41.1	0.0	6.6	148.0	-6.3
GEW-054	12/28/16	53.0	39.3	0.0	7.7	144.0	-3.0
GEW-054	12/28/16	51.6	40.3	0.0	8.1	144.0	-3.5
GEW-054	01/05/17	55.6	40.1	0.0	4.3	133.8	-1.3
GEW-054	01/05/17	54.3	41.2	0.0	4.5	134.1	-1.2
GEW-054	01/05/17	53.5	39.0	0.0	7.5	139.6	-6.4
GEW-054	01/09/17	55.7	40.1	0.0	4.2	90.1	1.5
GEW-054	01/09/17	56.1	39.7	0.0	4.2	90.3	1.5
GEW-054	01/09/17	56.5	37.8	0.0	5.7	140.4	-4.1
GEW-054	01/16/17	54.0	38.5	0.0	7.5	142.9	-3.3
GEW-054	01/16/17	52.3	40.5	0.0	7.2	142.9	-3.6
GEW-054	01/24/17	54.0	38.3	0.0	7.7	145.5	-3.9
GEW-054	01/24/17	52.1	40.3	0.0	7.6	145.5	-4.2
GEW-054	02/02/17	53.1	39.5	0.1	7.3	142.2	-5.7
GEW-054	02/02/17	52.6	40.2	0.0	7.2	141.7	-4.2
GEW-054	02/10/17	54.0	36.6	0.0	9.4	140.9	-3.3
GEW-054	02/10/17	52.1	40.5	0.0	7.4	140.8	-3.1
GEW-054	02/14/17	52.1	40.2	0.0	7.7	143.6	-3.0
GEW-054	02/14/17	52.3	40.5	0.0	7.2	143.9	-2.9
GEW-054	02/22/17	52.4	37.9	0.0	9.7	143.2	-2.8
GEW-054	02/22/17	50.8	41.8	0.0	7.4	143.2	-2.5
GEW-054	02/27/17	52.5	38.3	0.0	9.2	146.7	-2.5
GEW-054	02/27/17	51.4	41.6	0.0	7.0	147.0	-3.2
GEW-054	03/08/17	51.0	41.2	0.0	7.8	143.9	-4.3
GEW-054	03/08/17	51.3	40.3	0.0	8.4	143.9	-5.0
GEW-054	03/16/17	52.3	44.2	0.0	3.5	56.1	2.9
GEW-054	03/16/17	51.9	42.1	0.0	6.0	145.9	-1.4
GEW-054	03/20/17	50.0	42.3	0.0	7.7	147.7	-1.9
GEW-054	03/20/17	49.8	42.2	0.0	8.0	147.6	-6.2
GEW-054	03/21/17	51.4	42.2	0.0	6.4	145.2	-7.9
GEW-054	03/21/17	51.2	41.6	0.0	7.2	145.5	-7.5
GEW-054	03/28/17	51.6	40.5	0.0	7.9	143.5	-7.2
GEW-054	03/28/17	51.0	41.6	0.0	7.4	143.5	-6.9
GEW-054	04/04/17	52.8	40.8	0.0	6.4	143.2	-7.8
GEW-054	04/04/17	51.8	42.8	0.0	5.4	143.2	-7.7
GEW-054	04/11/17	52.2	41.9	0.0	5.9	143.5	-8.1
GEW-054	04/11/17	52.6	42.0	0.0	5.4	143.5	-7.8
GEW-054	04/12/17	51.7	39.8	0.0	8.5	143.2	-7.3
GEW-054	04/12/17	50.8	41.2	0.0	8.0	143.2	-7.2
GEW-054	04/18/17	52.3	39.8	0.0	7.9	143.5	-6.8
GEW-054	04/18/17	50.5	42.1	0.0	7.4	143.6	-6.8

GEW-054 Wellhead Temperatures



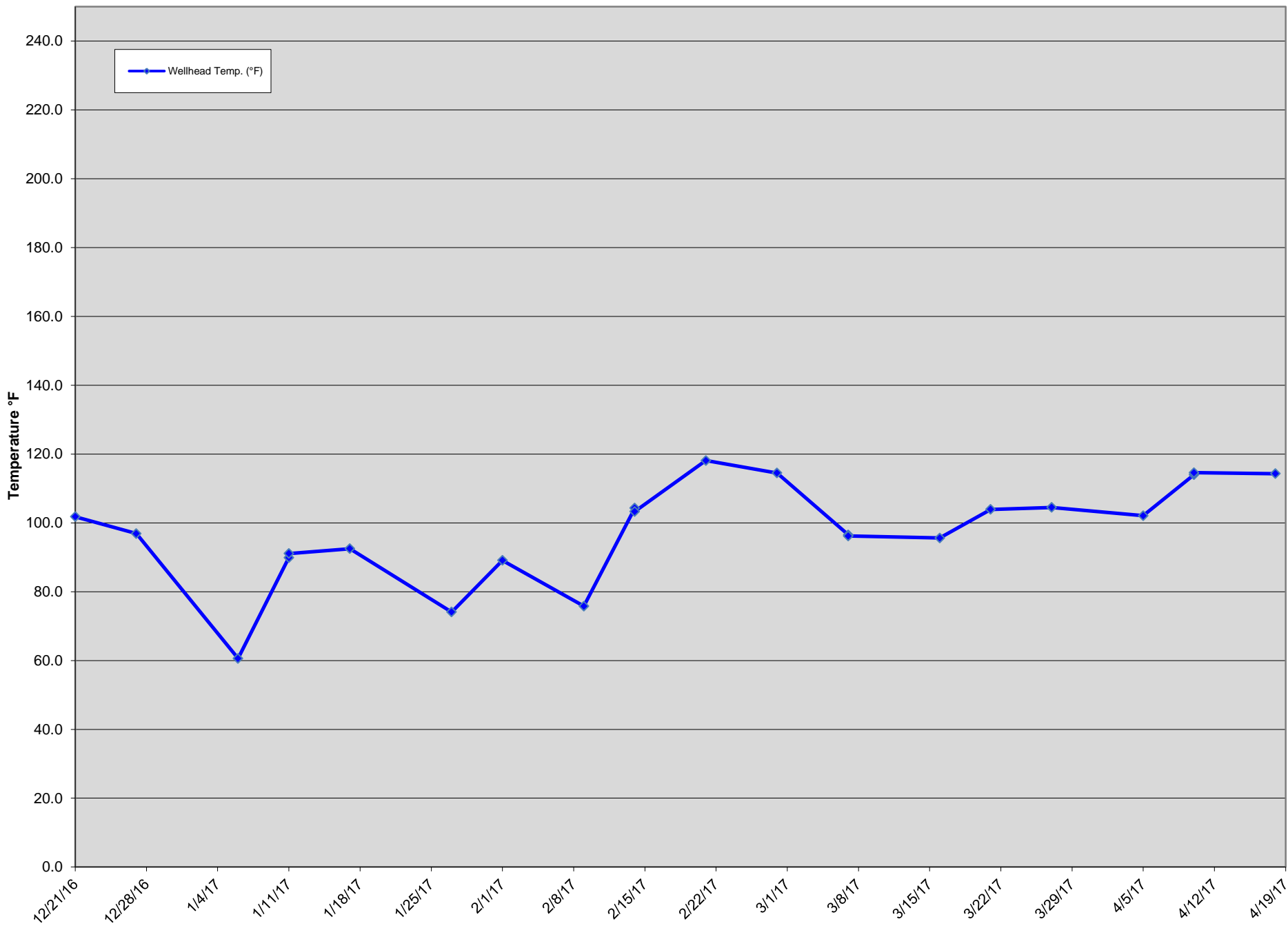
GEW ID#	Reading Date	CH4 (% Vol.)	CO2 (% Vol.)	Oxygen (% Vol.)	Balance (% Vol.)	Wellhead Temp. (°F)	Initial Static Pressure (In W.C.)
GEW-055	12/21/16	52.7	40.7	0.0	6.6	123.9	-0.8
GEW-055	12/21/16	53.1	41.1	0.0	5.8	124.5	-0.7
GEW-055	12/28/16	55.0	40.4	0.0	4.6	114.5	-0.6
GEW-055	01/05/17	53.5	41.3	0.0	5.2	121.5	-1.0
GEW-055	01/05/17	53.3	41.9	0.0	4.8	112.0	-0.7
GEW-055	01/09/17	54.6	39.7	0.0	5.7	101.7	0.0
GEW-055	01/09/17	54.8	39.5	0.0	5.7	99.8	0.1
GEW-055	01/16/17	53.7	40.6	0.0	5.7	102.4	0.4
GEW-055	01/16/17	53.7	40.9	0.0	5.4	104.6	0.3
GEW-055	01/24/17	53.4	40.6	0.0	6.0	110.6	0.1
GEW-055	01/24/17	53.6	40.8	0.0	5.6	110.6	0.1
GEW-055	02/02/17	55.4	39.5	0.0	5.1	108.7	-0.5
GEW-055	02/10/17	54.0	37.9	0.0	8.1	108.7	0.3
GEW-055	02/10/17	53.7	41.5	0.0	4.8	107.4	0.3
GEW-055	02/14/17	53.4	42.3	0.0	4.3	97.9	0.1
GEW-055	02/14/17	54.0	43.0	0.0	3.0	96.5	0.1
GEW-055	02/22/17	52.5	41.2	0.0	6.3	101.3	0.0
GEW-055	02/22/17	52.7	42.4	0.0	4.9	102.8	0.0
GEW-055	02/27/17	54.0	40.4	0.0	5.6	110.2	0.2
GEW-055	02/27/17	53.2	42.9	0.0	3.9	111.5	0.2
GEW-055	03/08/17	54.8	40.7	0.0	4.5	108.2	-0.2
GEW-055	03/08/17	55.0	41.4	0.0	3.6	107.0	-0.1
GEW-055	03/16/17	55.4	40.0	0.0	4.6	100.4	0.1
GEW-055	03/16/17	53.4	42.7	0.0	3.9	100.9	0.0
GEW-055	03/20/17	50.9	42.7	0.0	6.4	117.3	0.3
GEW-055	03/20/17	50.9	43.3	0.0	5.8	117.8	0.2
GEW-055	03/28/17	52.5	41.5	0.0	6.0	108.2	-0.1
GEW-055	04/04/17	51.5	42.3	0.0	6.2	105.0	-0.4
GEW-055	04/11/17	52.4	42.1	0.0	5.5	104.5	-0.7
GEW-055	04/11/17	51.1	43.3	0.0	5.6	104.8	-0.7
GEW-055	04/12/17	49.0	42.7	0.0	8.3	108.7	-0.5
GEW-055	04/12/17	49.8	43.1	0.0	7.1	109.5	-0.5
GEW-055	04/18/17	48.7	42.9	0.0	8.4	112.7	0.2
GEW-055	04/18/17	49.0	43.7	0.0	7.3	111.7	0.2

GEW-055 Wellhead Temperatures



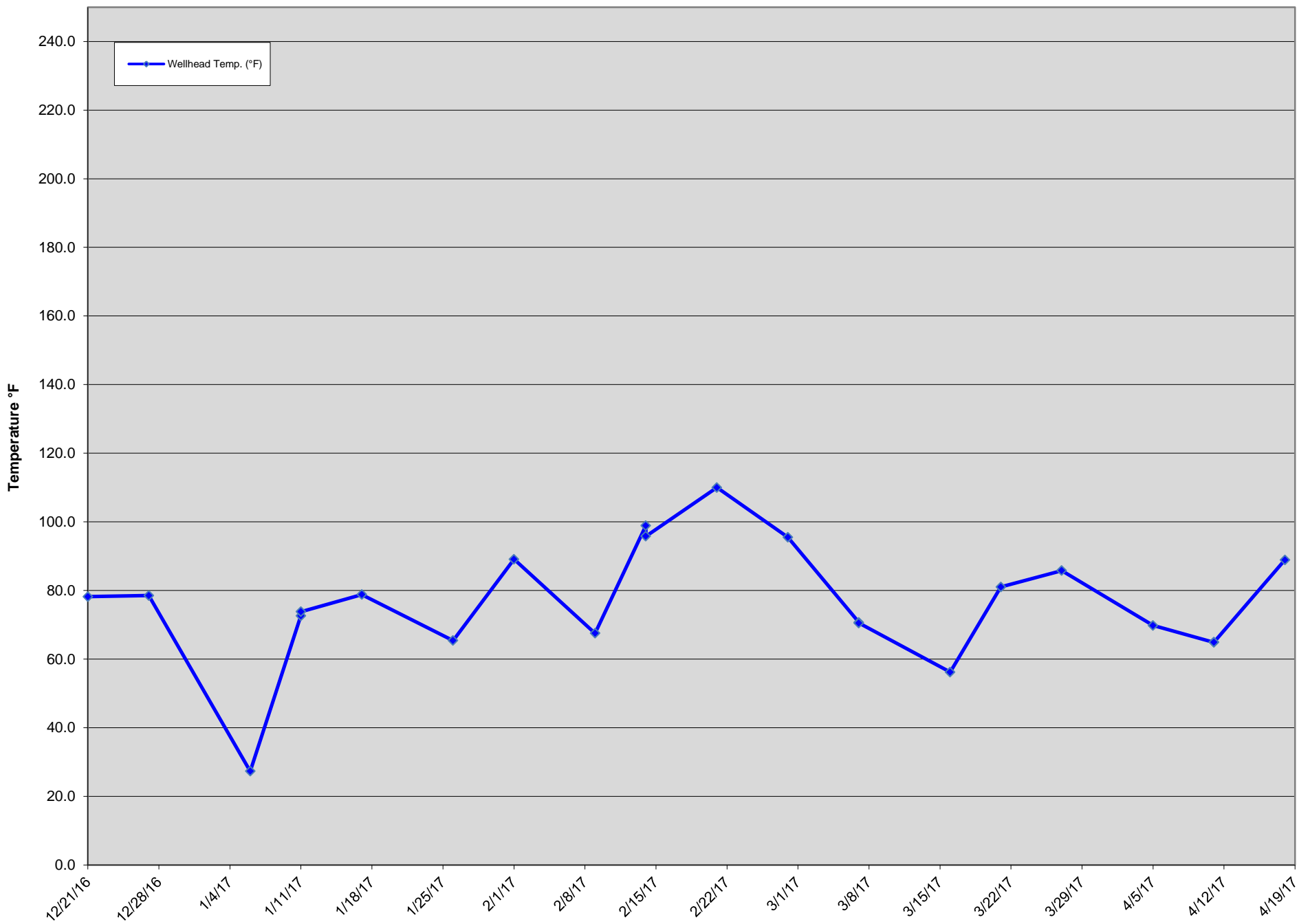
GEW ID#	Reading Date	CH4 (% Vol.)	CO2 (% Vol.)	Oxygen (% Vol.)	Balance (% Vol.)	Wellhead Temp. (°F)	Initial Static Pressure (In W.C.)
GEW-056R	12/21/16	11.5	50.5	0.0	38.0	101.8	-0.2
GEW-056R	12/27/16	11.6	55.2	0.0	33.2	96.9	-0.3
GEW-056R	01/06/17	18.2	53.4	0.1	28.3	60.6	-0.5
GEW-056R	01/11/17	14.0	47.2	1.2	37.6	89.9	-0.3
GEW-056R	01/11/17	12.5	50.5	2.6	34.4	91.1	-0.3
GEW-056R	01/17/17	19.1	51.6	0.0	29.3	92.5	-0.4
GEW-056R	01/27/17	18.8	48.4	0.0	32.8	74.1	-0.5
GEW-056R	02/01/17	19.1	48.9	0.0	32.0	89.1	-0.5
GEW-056R	02/09/17	18.3	53.1	0.0	28.6	75.8	-0.6
GEW-056R	02/14/17	15.5	54.6	0.0	29.9	104.3	0.0
GEW-056R	02/14/17	16.1	50.9	0.0	33.0	103.3	-0.3
GEW-056R	02/21/17	15.2	50.6	0.0	34.2	118.1	-0.4
GEW-056R	02/28/17	15.6	51.4	0.1	32.9	114.5	-0.2
GEW-056R	03/07/17	18.1	51.9	0.0	30.0	96.5	-0.4
GEW-056R	03/07/17	18.2	51.8	0.0	30.0	96.2	-0.4
GEW-056R	03/16/17	15.8	53.1	0.0	31.1	95.6	-0.4
GEW-056R	03/21/17	19.5	51.6	0.0	28.9	103.9	-0.5
GEW-056R	03/27/17	19.0	53.3	0.0	27.7	104.5	-0.4
GEW-056R	04/05/17	17.2	52.0	0.0	30.8	102.1	-0.4
GEW-056R	04/10/17	15.8	54.4	0.0	29.8	114.0	-0.3
GEW-056R	04/10/17	16.0	52.2	0.0	31.8	114.6	-0.3
GEW-056R	04/18/17	14.9	53.8	0.0	31.3	114.3	-0.3

GEW-056R Wellhead Temperatures



GEW ID#	Reading Date	CH4 (% Vol.)	CO2 (% Vol.)	Oxygen (% Vol.)	Balance (% Vol.)	Wellhead Temp. (°F)	Initial Static Pressure (In W.C.)
GEW-109	12/21/16	23.2	43.1	0.0	33.7	78.2	-13.5
GEW-109	12/27/16	23.2	44.2	0.0	32.6	78.5	-13.6
GEW-109	01/06/17	28.1	53.7	0.0	18.2	27.3	-14.6
GEW-109	01/11/17	18.4	45.2	3.9	32.5	72.6	-14.4
GEW-109	01/11/17	22.5	49.1	0.0	28.4	73.8	-14.3
GEW-109	01/17/17	22.8	49.8	0.0	27.4	78.8	-11.7
GEW-109	01/26/17	23.5	49.6	0.0	26.9	65.4	-12.1
GEW-109	02/01/17	27.5	43.8	0.0	28.7	89.1	-9.9
GEW-109	02/09/17	23.4	50.2	0.0	26.4	67.5	-10.2
GEW-109	02/14/17	20.9	50.5	0.0	28.6	98.9	-10.1
GEW-109	02/14/17	20.5	49.0	0.0	30.5	95.8	-10.2
GEW-109	02/21/17	22.1	47.3	0.0	30.6	110.0	-9.1
GEW-109	02/28/17	25.5	48.7	0.0	25.8	95.5	-12.3
GEW-109	03/07/17	30.1	44.6	0.0	25.3	70.7	-13.5
GEW-109	03/07/17	29.3	45.4	0.0	25.3	70.5	-13.5
GEW-109	03/16/17	27.1	45.5	0.0	27.4	56.2	-14.3
GEW-109	03/21/17	26.3	46.4	0.0	27.3	81.0	-14.8
GEW-109	03/27/17	28.1	47.4	0.0	24.5	85.8	-13.3
GEW-109	04/05/17	25.6	50.4	0.0	24.0	69.8	-14.0
GEW-109	04/11/17	25.4	49.3	0.0	25.3	64.9	-14.2
GEW-109	04/11/17	24.7	47.3	0.1	27.9	64.9	-14.1
GEW-109	04/18/17	23.7	49.1	0.0	27.2	88.9	-13.6

GEW-109 Wellhead Temperatures



GEW ID#	Reading Date	CH4 (% Vol.)	CO2 (% Vol.)	Oxygen (% Vol.)	Balance (% Vol.)	Wellhead Temp. (°F)	Initial Static Pressure (In W.C.)
GEW-110	12/21/16	8.9	38.9	5.5	46.7	68.8	-0.1
GEW-110	12/21/16	6.4	42.3	5.9	45.4	68.6	-0.1
GEW-110	12/27/16	8.4	37.7	6.5	47.4	74.6	0.0
GEW-110	12/27/16	6.1	39.3	6.6	48.0	74.5	0.0
GEW-110	01/06/17	11.4	34.8	6.9	46.9	16.8	-0.3
GEW-110	01/06/17	9.7	37.2	7.1	46.0	17.3	-0.2
GEW-110	01/11/17	14.5	48.0	0.5	37.0	55.2	0.0
GEW-110	01/11/17	14.0	46.1	1.9	38.0	57.0	0.0
GEW-110	01/17/17	11.4	36.7	8.6	43.3	59.4	-0.1
GEW-110	01/17/17	6.5	36.9	8.6	48.0	59.3	-0.1
GEW-110	01/27/17	9.1	42.0	6.0	42.9	48.2	-0.1
GEW-110	01/27/17	10.2	38.7	6.1	45.0	48.2	-0.1
GEW-110	02/01/17	5.1	38.4	8.1	48.4	60.2	-0.1
GEW-110	02/01/17	5.3	35.1	8.5	51.1	59.7	-0.1
GEW-110	02/10/17	7.7	34.0	9.7	48.6	31.9	-0.1
GEW-110	02/10/17	7.9	33.3	9.9	48.9	31.9	-0.1
GEW-110	02/14/17	11.9	34.6	4.3	49.2	70.9	-0.1
GEW-110	02/14/17	10.4	33.7	4.4	51.5	70.9	-0.1
GEW-110	02/21/17	15.4	37.9	5.1	41.6	71.8	-0.1
GEW-110	02/21/17	12.6	36.9	5.3	45.2	72.1	-0.1
GEW-110	02/28/17	9.7	28.5	8.3	53.5	86.3	-0.1
GEW-110	02/28/17	8.6	30.6	7.7	53.1	86.8	-0.1
GEW-110	03/07/17	13.1	35.0	6.0	45.9	59.2	-0.1
GEW-110	03/07/17	13.2	37.0	6.0	43.8	59.5	-0.1
GEW-110	03/16/17	13.6	43.7	2.0	40.7	67.0	-0.1
GEW-110	03/21/17	6.1	31.6	8.8	53.5	65.9	-0.1
GEW-110	03/21/17	5.6	33.3	9.1	52.0	66.4	-0.1
GEW-110	03/27/17	7.0	29.8	9.0	54.2	70.1	-0.1
GEW-110	03/27/17	6.6	31.8	8.9	52.7	70.0	-0.1
GEW-110	04/05/17	13.1	37.2	3.1	46.6	70.1	-0.1
GEW-110	04/10/17	5.7	28.6	11.3	54.4	82.8	-0.2
GEW-110	04/10/17	5.5	28.5	11.2	54.8	81.5	-0.1
GEW-110	04/18/17	16.2	42.2	2.7	38.9	77.3	-0.1

GEW-110 Wellhead Temperatures

