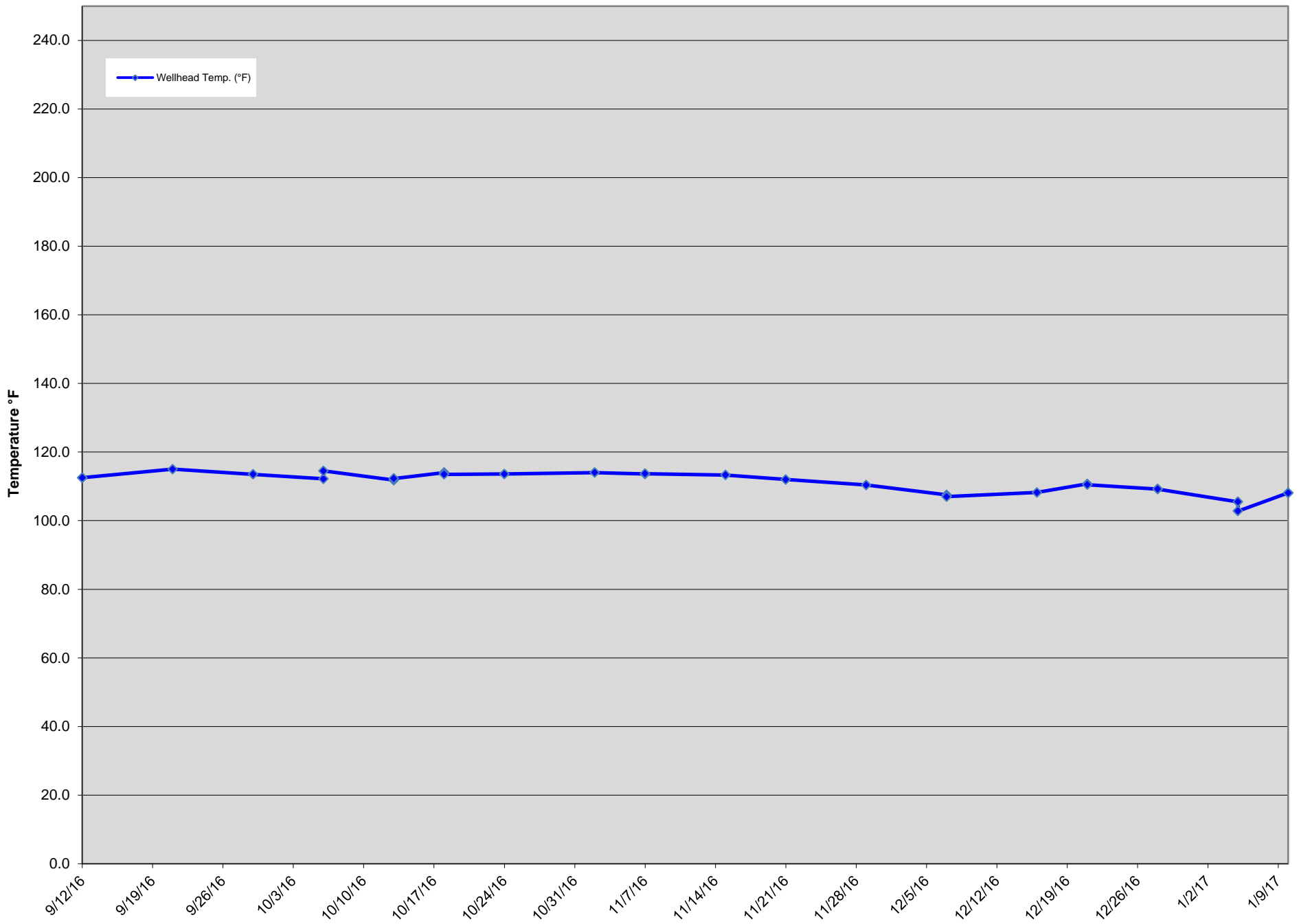


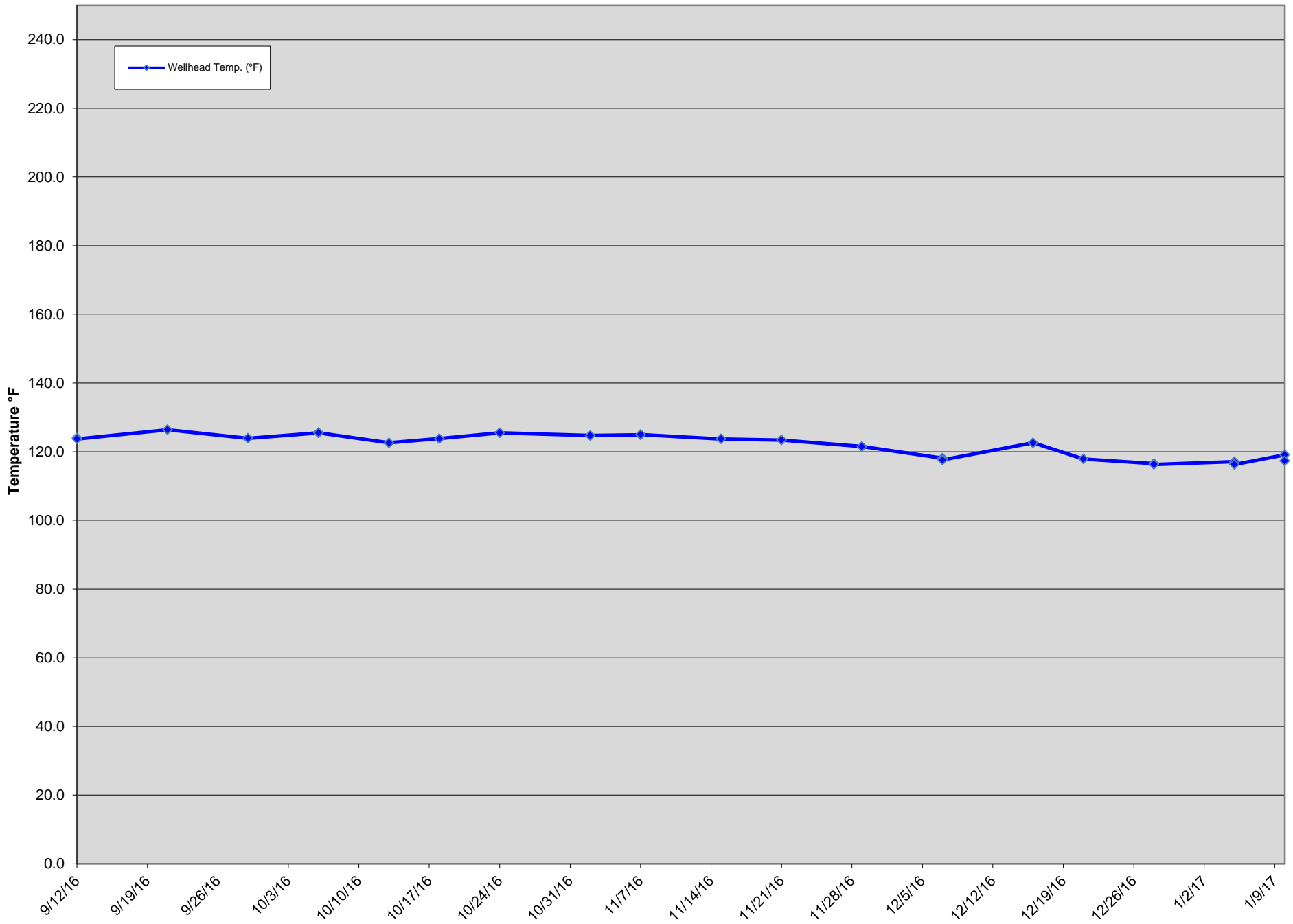
GEW ID#	Reading Date	CH4 (% Vol.)	CO2 (% Vol.)	Oxygen (% Vol.)	Balance (% Vol.)	Wellhead Temp. (°F)	Initial Static Pressure (In W.C.)
GEW-008	09/12/16	50.9	44.2	0.1	4.8	112.5	-0.4
GEW-008	09/12/16	51.6	43.6	0.1	4.7	112.5	-0.4
GEW-008	09/21/16	52.6	42.4	0.1	4.9	115.0	-0.4
GEW-008	09/29/16	53.2	42.4	0.0	4.4	113.5	-0.6
GEW-008	10/06/16	52.6	43.0	0.0	4.4	112.2	-0.1
GEW-008	10/06/16	53.6	42.7	0.1	3.6	114.5	-0.3
GEW-008	10/13/16	54.7	40.8	0.0	4.5	111.8	-0.6
GEW-008	10/13/16	53.0	42.8	0.0	4.2	112.3	-0.8
GEW-008	10/18/16	52.1	41.1	0.0	6.8	114.0	-1.5
GEW-008	10/18/16	51.8	42.1	0.0	6.1	113.5	-1.5
GEW-008	10/24/16	53.0	40.1	0.0	6.9	113.6	-0.3
GEW-008	11/02/16	52.3	40.7	0.1	6.9	114.0	-0.4
GEW-008	11/07/16	53.3	41.5	0.0	5.2	113.6	-0.4
GEW-008	11/07/16	53.9	41.9	0.0	4.2	113.7	-0.4
GEW-008	11/15/16	53.0	40.5	0.0	6.5	113.3	-0.4
GEW-008	11/21/16	55.7	40.0	0.0	4.3	112.0	-0.4
GEW-008	11/29/16	53.6	41.9	0.0	4.5	110.4	-0.3
GEW-008	12/07/16	54.1	41.1	0.0	4.8	107.5	-0.6
GEW-008	12/07/16	54.4	42.3	0.0	3.3	107.0	-0.6
GEW-008	12/16/16	54.4	42.2	0.0	3.4	108.2	-0.2
GEW-008	12/21/16	53.6	38.0	0.1	8.3	110.7	-1.5
GEW-008	12/21/16	51.3	40.9	0.0	7.8	110.5	-1.4
GEW-008	12/28/16	53.7	37.4	0.0	8.9	109.2	-1.1
GEW-008	12/28/16	51.4	41.6	0.0	7.0	109.2	-1.0
GEW-008	01/05/17	51.3	41.8	0.4	6.5	105.5	-1.3
GEW-008	01/05/17	51.0	42.1	0.4	6.5	102.8	-0.8
GEW-008	01/10/17	53.6	41.2	0.2	5.0	108.1	-0.6
GEW-008	01/10/17	54.3	41.2	0.3	4.2	108.1	-0.7

# GEW-008 Wellhead Temperatures



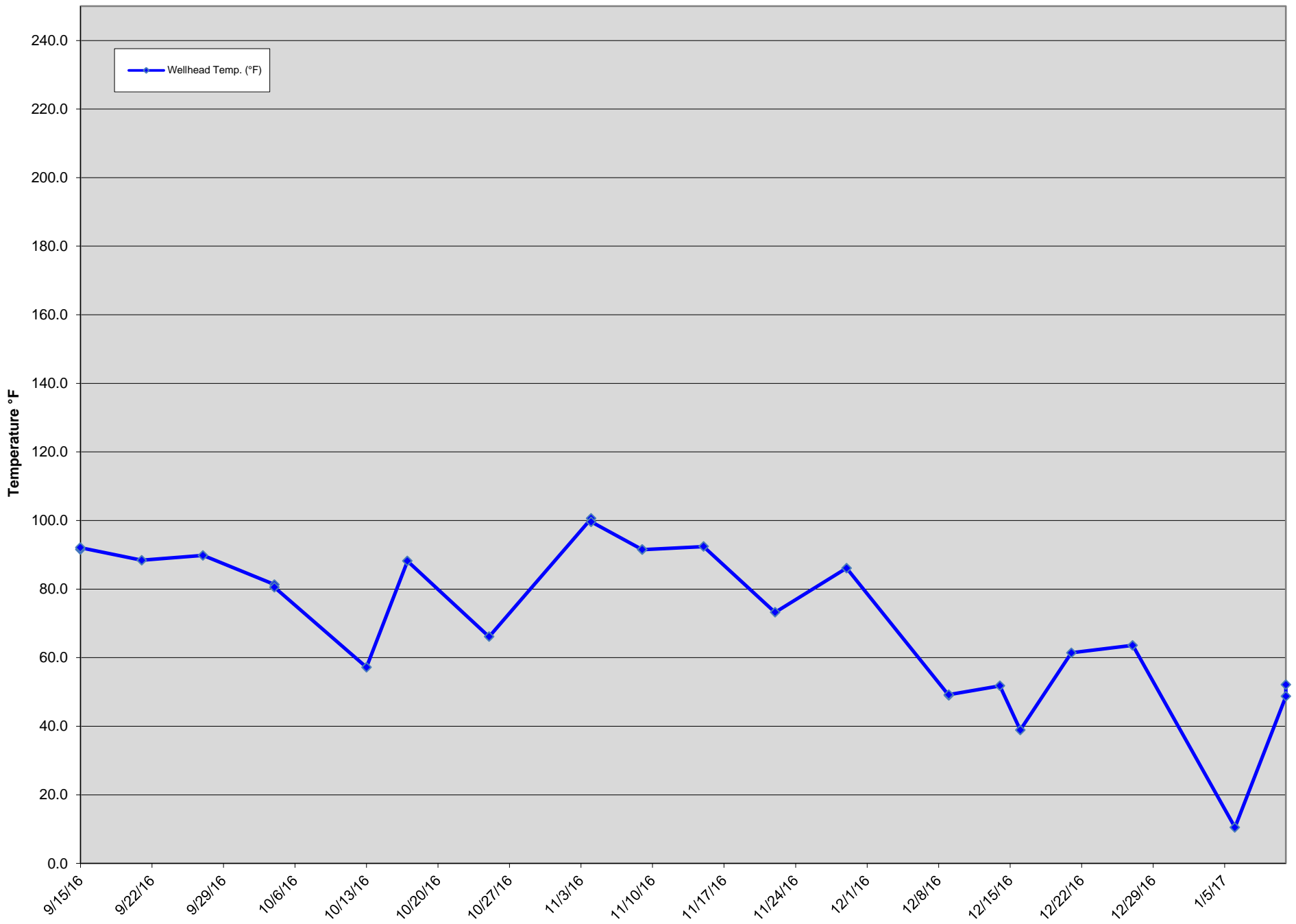
GEW ID#	Reading Date	CH4 (% Vol.)	CO2 (% Vol.)	Oxygen (% Vol.)	Balance (% Vol.)	Wellhead Temp. (°F)	Initial Static Pressure (In W.C.)
GEW-009	09/12/16	51.7	42.6	0.1	5.6	124.0	-0.2
GEW-009	09/12/16	52.0	41.6	0.1	6.3	123.7	-0.2
GEW-009	09/21/16	50.2	41.4	0.1	8.3	126.4	-0.2
GEW-009	09/29/16	49.0	42.1	0.0	8.9	123.9	-0.3
GEW-009	10/06/16	49.8	41.1	0.0	9.1	125.5	-0.2
GEW-009	10/06/16	50.2	41.6	0.1	8.1	125.5	-0.2
GEW-009	10/13/16	49.9	42.4	0.0	7.7	122.6	-0.3
GEW-009	10/18/16	49.6	39.7	0.0	10.7	123.8	-0.4
GEW-009	10/24/16	50.3	39.6	0.0	10.1	125.5	-0.3
GEW-009	11/02/16	49.3	39.2	0.1	11.4	124.7	-0.3
GEW-009	11/07/16	49.2	40.6	0.0	10.2	124.9	-0.3
GEW-009	11/07/16	49.9	41.2	0.0	8.9	125.0	-0.3
GEW-009	11/15/16	50.2	39.3	0.0	10.5	123.7	-0.3
GEW-009	11/21/16	49.3	39.8	0.0	10.9	123.4	-0.2
GEW-009	11/29/16	49.3	41.5	0.0	9.2	121.5	-0.2
GEW-009	12/07/16	47.8	39.4	0.0	12.8	118.1	-0.4
GEW-009	12/07/16	48.4	39.2	0.0	12.4	117.6	-0.5
GEW-009	12/16/16	50.8	41.4	0.0	7.8	122.6	0.0
GEW-009	12/21/16	43.6	38.1	0.0	18.3	117.9	-0.6
GEW-009	12/28/16	42.9	36.6	0.1	20.4	116.5	-0.5
GEW-009	12/28/16	41.5	38.2	0.0	20.3	116.3	-0.5
GEW-009	01/05/17	41.8	38.6	0.0	19.6	117.1	-0.6
GEW-009	01/05/17	41.7	38.9	0.0	19.4	116.3	-0.5
GEW-009	01/10/17	47.1	38.2	0.1	14.6	119.1	-0.7
GEW-009	01/10/17	45.5	37.3	0.1	17.1	117.3	-0.7

# GEW-009 Wellhead Temperatures



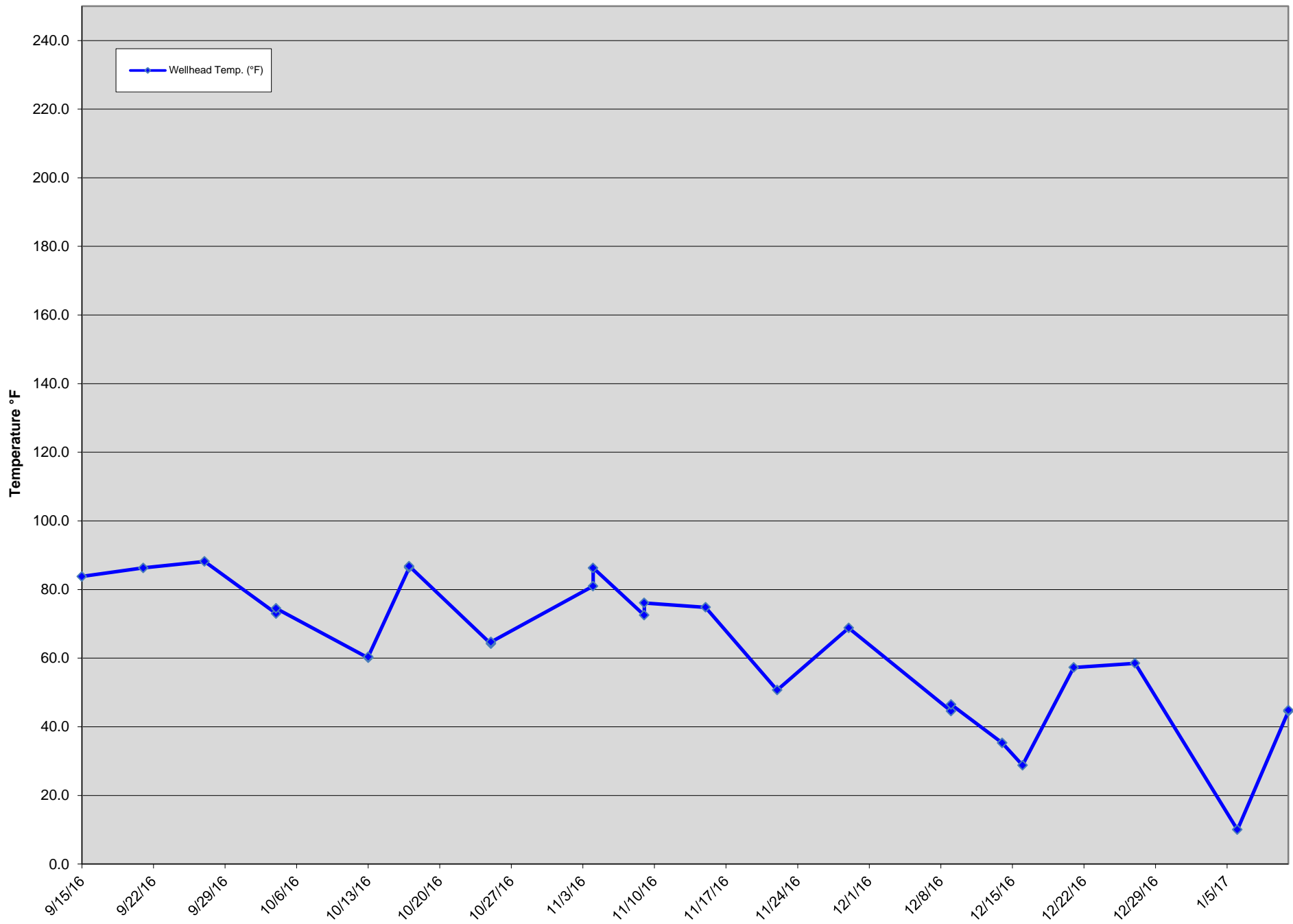
GEW ID#	Reading Date	CH4 (% Vol.)	CO2 (% Vol.)	Oxygen (% Vol.)	Balance (% Vol.)	Wellhead Temp. (°F)	Initial Static Pressure (In W.C.)
GEW-010	09/15/16	59.4	40.3	0.3	0.0	91.5	-0.5
GEW-010	09/15/16	59.1	40.6	0.3	0.0	92.1	-0.5
GEW-010	09/21/16	54.9	44.6	0.2	0.3	88.4	-0.3
GEW-010	09/27/16	54.6	44.5	0.1	0.8	89.8	-0.1
GEW-010	10/04/16	55.6	40.7	0.1	3.6	81.3	-1.8
GEW-010	10/04/16	56.1	40.2	0.1	3.6	80.5	-1.8
GEW-010	10/13/16	42.9	45.4	1.5	10.2	57.2	-1.4
GEW-010	10/17/16	39.5	36.1	0.3	24.1	88.2	-1.2
GEW-010	10/25/16	52.9	42.9	0.3	3.9	66.1	-1.2
GEW-010	11/04/16	40.4	47.8	1.8	10.0	100.6	-18.3
GEW-010	11/04/16	39.4	47.7	0.9	12.0	99.6	-16.4
GEW-010	11/09/16	43.5	48.0	0.3	8.2	91.5	-13.8
GEW-010	11/09/16	44.9	46.0	0.4	8.7	91.5	-13.8
GEW-010	11/15/16	44.3	46.6	0.1	9.0	92.4	-14.3
GEW-010	11/22/16	41.1	52.4	0.1	6.4	73.2	-14.3
GEW-010	11/29/16	38.2	55.8	0.0	6.0	86.1	-13.8
GEW-010	12/09/16	43.2	47.0	0.7	9.1	49.0	-14.3
GEW-010	12/09/16	42.6	46.4	0.8	10.2	49.2	-14.3
GEW-010	12/14/16	42.5	48.6	0.8	8.1	51.8	-13.8
GEW-010	12/16/16	39.6	49.3	0.8	10.3	38.9	-10.0
GEW-010	12/21/16	39.8	55.5	0.2	4.5	61.4	-3.7
GEW-010	12/27/16	48.1	49.8	0.2	1.9	63.6	-3.8
GEW-010	01/06/17	52.9	35.7	0.7	10.7	10.5	-3.3
GEW-010	01/11/17	50.6	43.5	0.2	5.7	48.7	-3.6
GEW-010	01/11/17	36.2	33.3	7.0	23.5	52.1	-5.8

# GEW-010 Wellhead Temperatures



GEW ID#	Reading Date	CH4 (% Vol.)	CO2 (% Vol.)	Oxygen (% Vol.)	Balance (% Vol.)	Wellhead Temp. (°F)	Initial Static Pressure (In W.C.)
GEW-038	09/15/16	1.9	51.7	4.7	41.7	83.8	-4.0
GEW-038	09/21/16	3.0	56.9	2.8	37.3	86.3	-1.8
GEW-038	09/27/16	6.0	53.8	2.5	37.7	88.2	-7.7
GEW-038	10/04/16	9.5	51.8	1.1	37.6	73.0	-3.6
GEW-038	10/04/16	8.5	53.3	1.0	37.2	74.5	-3.3
GEW-038	10/13/16	4.1	39.5	8.2	48.2	60.1	-1.4
GEW-038	10/13/16	4.6	42.8	7.1	45.5	60.4	-1.5
GEW-038	10/17/16	3.3	47.7	5.5	43.5	86.4	-1.1
GEW-038	10/17/16	3.1	49.3	5.8	41.8	86.8	-1.0
GEW-038	10/25/16	4.4	45.5	6.0	44.1	64.2	-1.7
GEW-038	10/25/16	5.0	53.1	3.5	38.4	64.7	-8.4
GEW-038	11/04/16	9.7	44.3	6.7	39.3	81.0	-9.6
GEW-038	11/04/16	10.0	41.3	6.4	42.3	86.3	-9.4
GEW-038	11/09/16	9.2	42.0	5.8	43.0	72.5	-11.8
GEW-038	11/09/16	9.8	42.1	5.9	42.2	76.1	-11.7
GEW-038	11/15/16	11.2	52.4	0.4	36.0	74.8	-7.8
GEW-038	11/22/16	11.1	54.4	0.3	34.2	50.7	-8.9
GEW-038	11/29/16	11.8	49.7	0.7	37.8	68.8	-7.5
GEW-038	12/09/16	9.8	44.0	4.2	42.0	44.6	-8.6
GEW-038	12/09/16	9.3	45.9	4.2	40.6	46.5	-8.9
GEW-038	12/14/16	11.4	43.6	3.5	41.5	35.3	-8.0
GEW-038	12/16/16	9.5	45.9	3.9	40.7	28.8	-7.1
GEW-038	12/21/16	9.9	46.6	3.8	39.7	57.3	-4.8
GEW-038	12/27/16	12.1	41.5	4.4	42.0	58.5	-4.8
GEW-038	01/06/17	12.5	51.5	4.4	31.6	10.0	-6.5
GEW-038	01/11/17	7.8	45.1	6.0	41.1	44.5	-8.5
GEW-038	01/11/17	7.8	43.0	6.7	42.5	44.8	-8.7

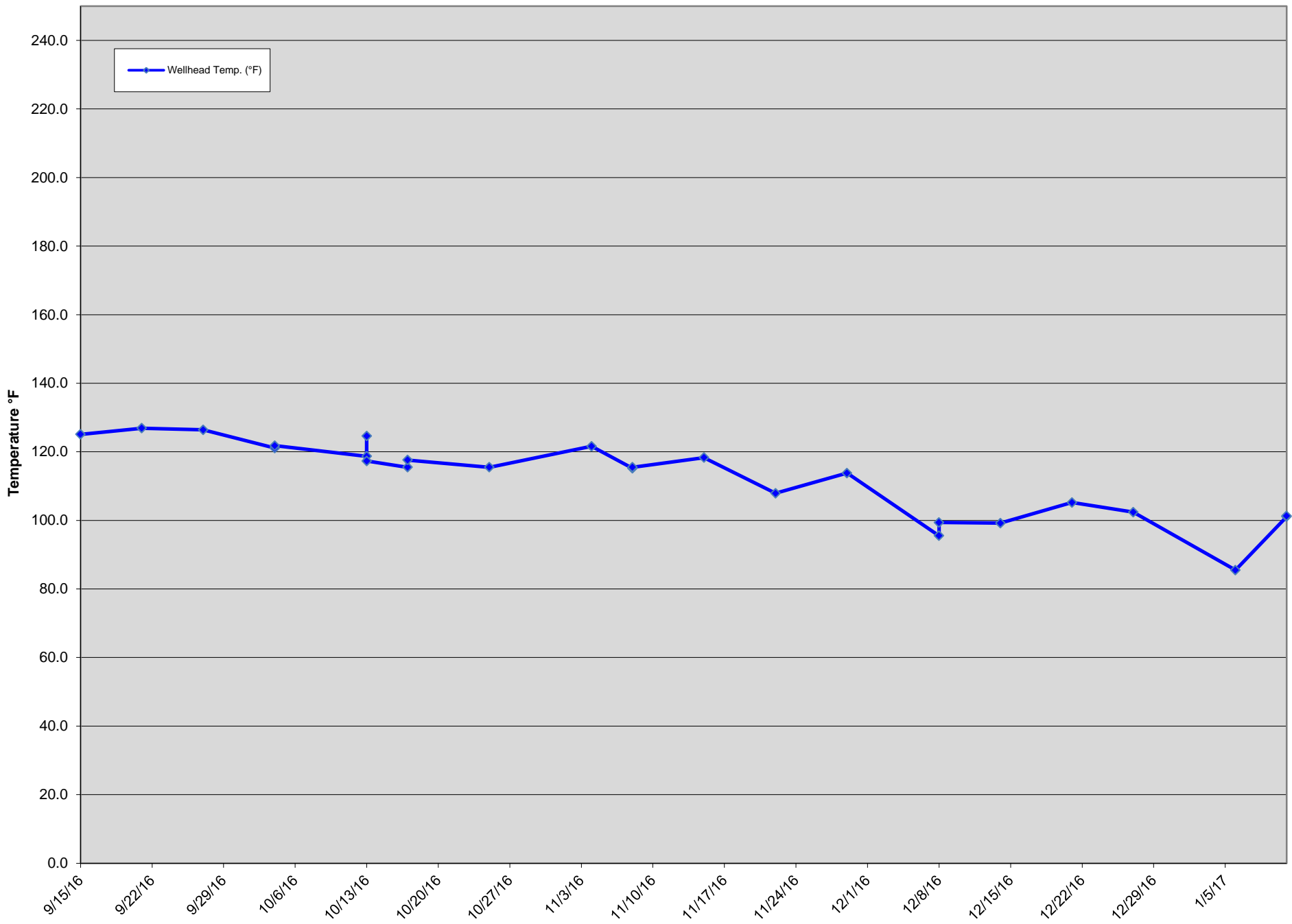
# GEW-038 Wellhead Temperatures





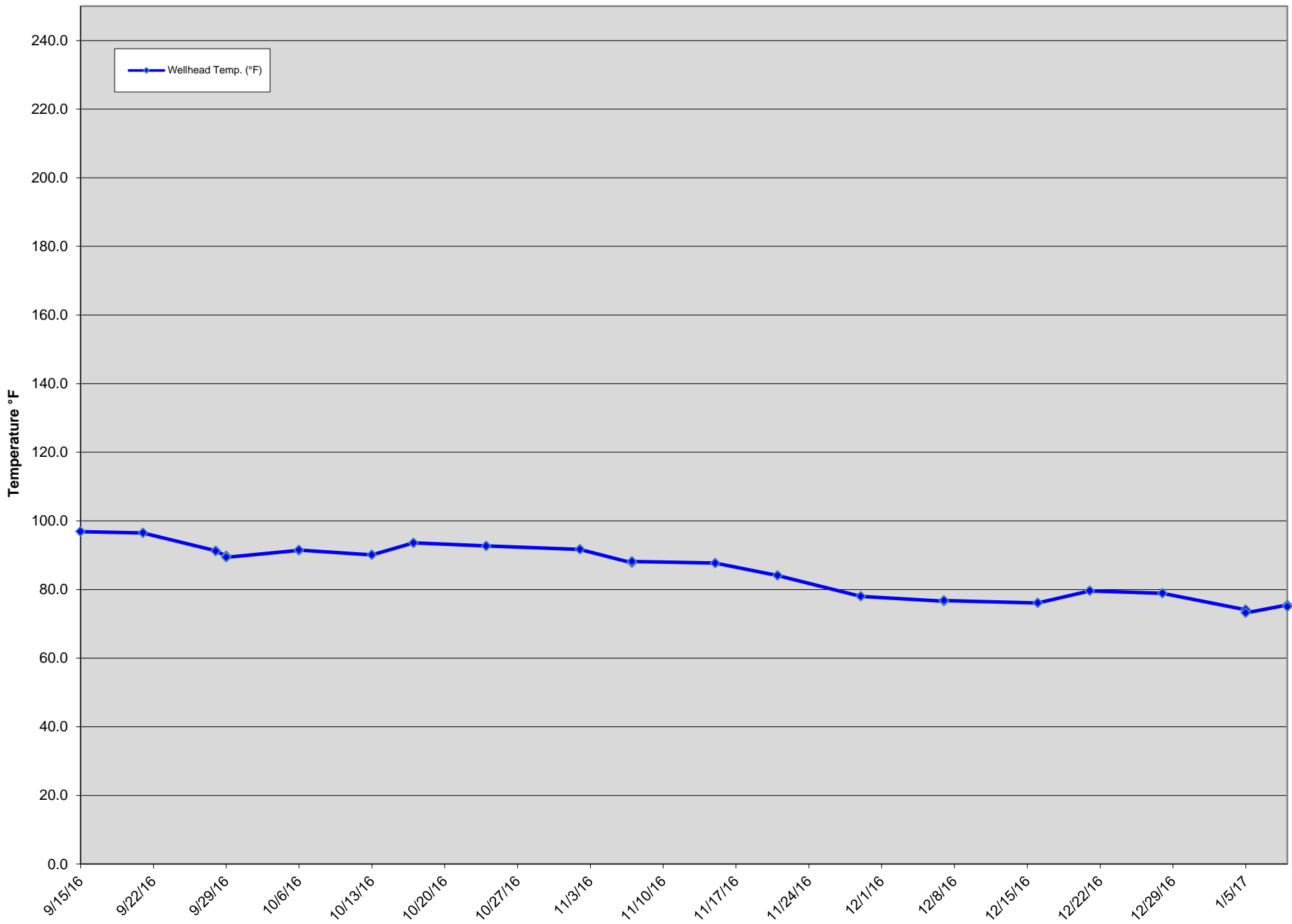
GEW ID#	Reading Date	CH4 (% Vol.)	CO2 (% Vol.)	Oxygen (% Vol.)	Balance (% Vol.)	Wellhead Temp. (°F)	Initial Static Pressure (In W.C.)
GEW-039	09/15/16	43.2	52.7	0.1	4.0	125.1	-0.3
GEW-039	09/21/16	42.8	51.1	0.2	5.9	126.9	-0.3
GEW-039	09/27/16	41.7	50.8	0.1	7.4	126.4	-0.2
GEW-039	10/04/16	44.4	51.4	0.0	4.2	121.1	-0.3
GEW-039	10/04/16	44.0	51.2	0.0	4.8	121.8	-0.3
GEW-039	10/13/16	39.8	48.9	0.0	11.3	118.7	-1.0
GEW-039	10/13/16	44.1	50.6	0.0	5.3	124.6	-1.1
GEW-039	10/13/16	43.6	43.4	0.0	13.0	117.3	-0.1
GEW-039	10/17/16	39.2	49.9	0.0	10.9	115.5	-0.1
GEW-039	10/17/16	43.4	49.4	0.0	7.2	117.6	-0.2
GEW-039	10/25/16	44.4	50.1	0.0	5.5	115.5	-0.2
GEW-039	11/04/16	43.9	51.4	0.2	4.5	121.6	-0.2
GEW-039	11/08/16	48.5	44.0	0.0	7.5	115.2	-0.2
GEW-039	11/08/16	45.5	50.3	0.0	4.2	115.5	-0.2
GEW-039	11/15/16	45.1	51.3	0.0	3.6	118.3	-0.2
GEW-039	11/22/16	45.0	50.0	0.0	5.0	107.9	-0.2
GEW-039	11/29/16	42.0	49.6	0.0	8.4	113.8	-0.1
GEW-039	12/08/16	45.3	50.5	0.0	4.2	95.5	-0.2
GEW-039	12/08/16	47.9	48.7	0.0	3.4	99.4	-0.2
GEW-039	12/14/16	49.0	46.0	0.1	4.9	99.2	-0.2
GEW-039	12/21/16	51.7	43.5	0.0	4.8	105.2	-0.3
GEW-039	12/27/16	52.3	39.4	0.1	8.2	102.4	-0.2
GEW-039	01/06/17	45.7	53.9	0.0	0.4	85.5	-0.2
GEW-039	01/11/17	45.3	47.7	0.0	7.0	101.1	-0.2
GEW-039	01/11/17	45.3	46.8	0.3	7.6	101.3	-0.1

# GEW-039 Wellhead Temperatures



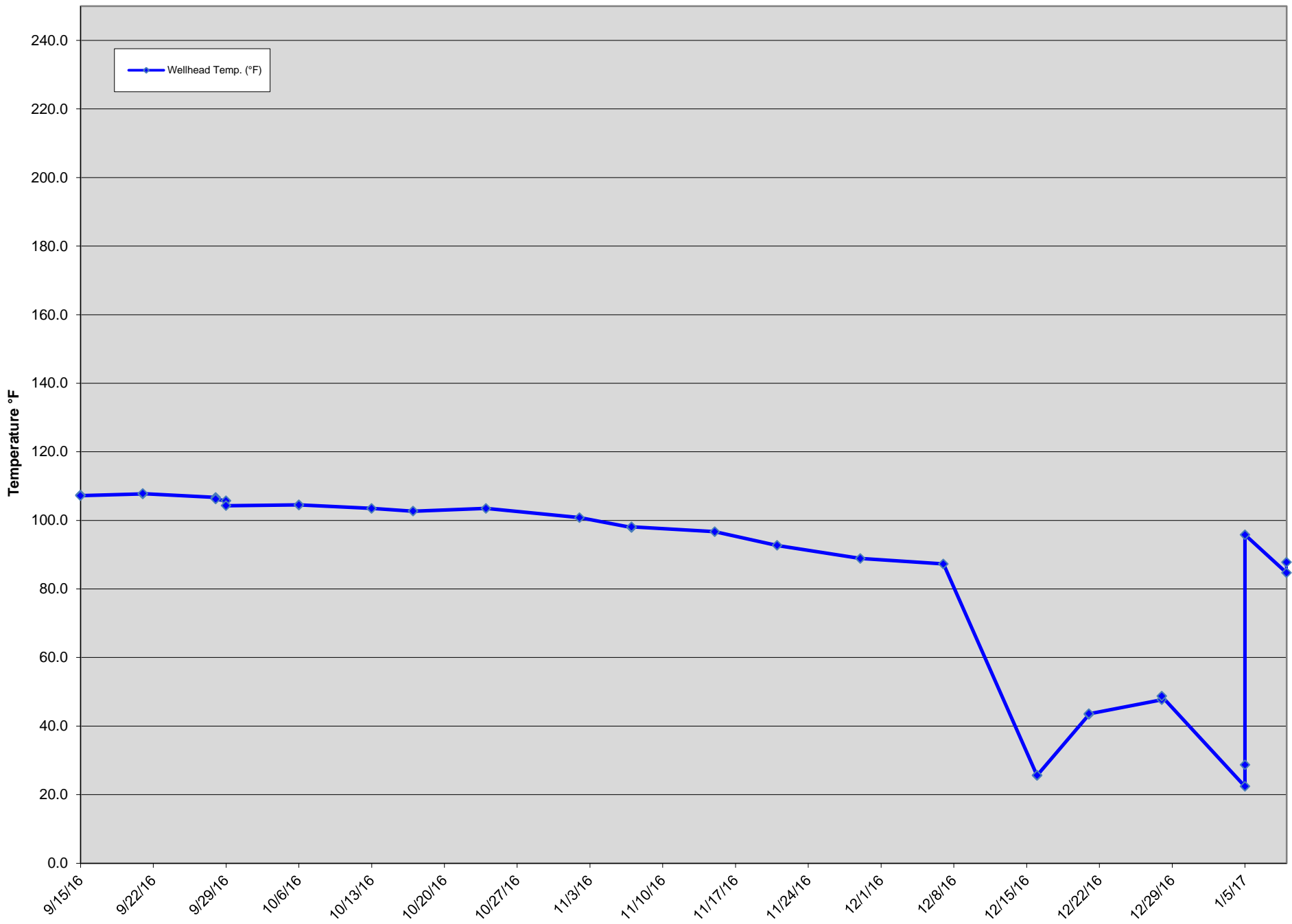
GEW ID#	Reading Date	CH4 (% Vol.)	CO2 (% Vol.)	Oxygen (% Vol.)	Balance (% Vol.)	Wellhead Temp. (°F)	Initial Static Pressure (In W.C.)
GEW-040	09/15/16	61.3	38.6	0.1	0.0	96.9	-0.7
GEW-040	09/21/16	58.6	40.1	0.2	1.1	96.5	-0.7
GEW-040	09/28/16	55.1	41.6	0.6	2.7	91.3	-0.7
GEW-040	09/28/16	55.2	39.2	0.4	5.2	91.2	-0.6
GEW-040	09/29/16	56.2	39.1	0.0	4.7	89.8	-0.6
GEW-040	09/29/16	57.9	40.0	0.0	2.1	89.4	-0.5
GEW-040	10/06/16	57.4	40.8	0.0	1.8	91.4	-0.4
GEW-040	10/06/16	57.3	41.3	0.1	1.3	91.5	-0.4
GEW-040	10/13/16	59.4	37.9	0.0	2.7	90.1	-0.4
GEW-040	10/17/16	58.0	38.6	0.0	3.4	93.6	-0.1
GEW-040	10/24/16	58.9	38.2	0.1	2.8	92.7	-0.2
GEW-040	11/02/16	56.1	40.4	0.1	3.4	91.7	-0.2
GEW-040	11/07/16	57.4	41.5	0.0	1.1	87.8	-0.3
GEW-040	11/07/16	58.3	40.2	0.0	1.5	88.2	-0.3
GEW-040	11/15/16	58.3	39.7	0.1	1.9	87.7	-0.3
GEW-040	11/21/16	57.2	40.3	0.0	2.5	84.1	-0.3
GEW-040	11/29/16	54.3	43.8	0.0	1.9	78.0	-0.1
GEW-040	12/07/16	57.0	41.5	0.1	1.4	76.6	-0.4
GEW-040	12/07/16	58.1	39.8	0.1	2.0	76.8	-0.3
GEW-040	12/16/16	53.7	43.9	0.0	2.4	76.1	-0.4
GEW-040	12/21/16	56.4	38.6	0.0	5.0	79.6	-0.4
GEW-040	12/28/16	57.6	39.4	0.0	3.0	78.9	-0.2
GEW-040	01/05/17	57.3	40.9	0.0	1.8	74.1	-0.7
GEW-040	01/05/17	57.4	40.7	0.0	1.9	73.2	-0.4
GEW-040	01/09/17	58.8	38.7	0.0	2.5	75.5	-0.1
GEW-040	01/09/17	59.4	38.1	0.0	2.5	75.0	-0.2

# GEW-040 Wellhead Temperatures



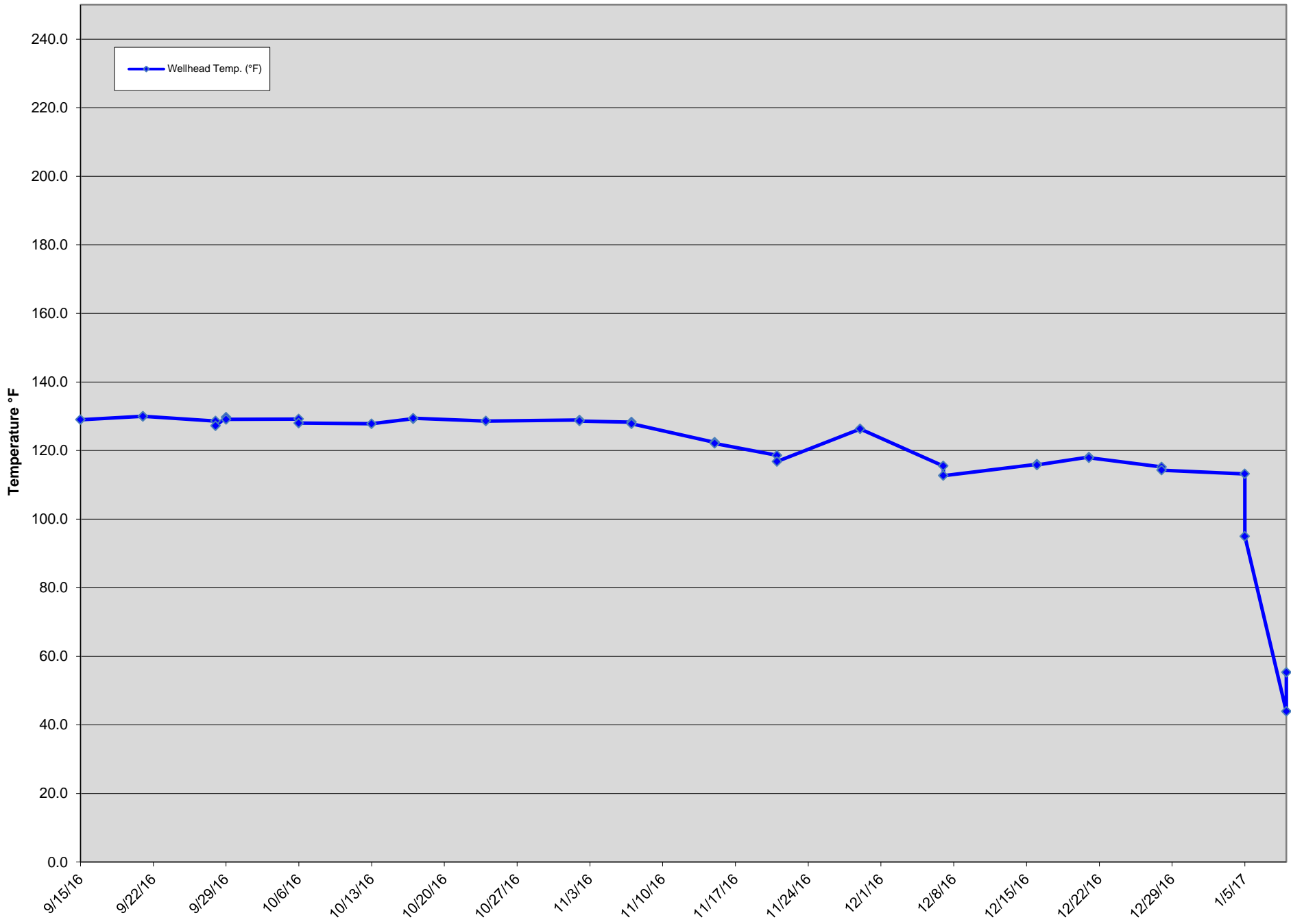
GEW ID#	Reading Date	CH4 (% Vol.)	CO2 (% Vol.)	Oxygen (% Vol.)	Balance (% Vol.)	Wellhead Temp. (°F)	Initial Static Pressure (In W.C.)
GEW-041R	09/15/16	54.7	34.9	0.4	10.0	107.4	-2.0
GEW-041R	09/15/16	53.4	37.0	0.4	9.2	107.2	-1.6
GEW-041R	09/21/16	39.8	33.5	0.4	26.3	107.7	-1.5
GEW-041R	09/21/16	40.1	33.5	0.4	26.0	107.8	-1.4
GEW-041R	09/28/16	40.4	34.4	0.7	24.5	106.7	-2.0
GEW-041R	09/28/16	40.8	33.6	0.7	24.9	106.2	-1.6
GEW-041R	09/29/16	41.9	35.0	0.2	22.9	105.7	-1.3
GEW-041R	09/29/16	42.1	34.6	0.5	22.8	104.3	-1.0
GEW-041R	10/06/16	51.2	36.3	0.5	12.0	104.5	-0.8
GEW-041R	10/06/16	50.8	36.9	0.4	11.9	104.5	-0.8
GEW-041R	10/13/16	49.4	36.7	0.1	13.8	103.5	-0.5
GEW-041R	10/17/16	52.7	37.5	0.2	9.6	102.7	-0.2
GEW-041R	10/24/16	53.9	36.3	0.2	9.6	103.5	-0.3
GEW-041R	11/02/16	52.4	37.3	0.6	9.7	100.8	-0.4
GEW-041R	11/07/16	52.3	37.4	0.6	9.7	97.9	-0.4
GEW-041R	11/07/16	52.4	37.3	0.8	9.5	98.1	-0.4
GEW-041R	11/15/16	52.1	36.6	0.7	10.6	96.7	-0.4
GEW-041R	11/21/16	50.6	36.6	1.1	11.7	92.7	-0.3
GEW-041R	11/29/16	54.2	38.0	0.5	7.3	88.9	-0.2
GEW-041R	12/07/16	52.1	37.1	0.9	9.9	87.3	-0.4
GEW-041R	12/16/16	54.3	38.3	0.0	7.4	25.6	0.6
GEW-041R	12/16/16	51.9	41.7	0.0	6.4	25.6	0.5
GEW-041R	12/21/16	53.5	39.4	0.0	7.1	43.4	0.5
GEW-041R	12/21/16	52.2	41.8	0.0	6.0	43.6	0.5
GEW-041R	12/28/16	56.6	40.2	0.0	3.2	47.7	0.1
GEW-041R	12/28/16	57.1	39.4	0.0	3.5	48.7	0.2
GEW-041R	01/05/17	58.2	40.3	0.0	1.5	22.4	0.1
GEW-041R	01/05/17	58.4	40.4	0.0	1.2	28.7	0.0
GEW-041R	01/05/17	53.2	36.2	0.6	10.0	95.8	-0.6
GEW-041R	01/09/17	58.8	38.4	0.0	2.8	84.7	0.0
GEW-041R	01/09/17	57.4	38.0	0.2	4.4	87.8	-0.1

# GEW-041R Wellhead Temperatures



GEW ID#	Reading Date	CH4 (% Vol.)	CO2 (% Vol.)	Oxygen (% Vol.)	Balance (% Vol.)	Wellhead Temp. (°F)	Initial Static Pressure (In W.C.)
GEW-043R	09/15/16	60.0	39.3	0.3	0.4	129.0	-1.0
GEW-043R	09/21/16	51.4	40.0	0.4	8.2	130.0	-1.6
GEW-043R	09/21/16	51.2	39.9	0.4	8.5	130.0	-1.6
GEW-043R	09/28/16	51.6	39.9	0.7	7.8	128.6	-1.9
GEW-043R	09/28/16	50.4	39.4	0.9	9.3	127.2	-1.6
GEW-043R	09/29/16	53.3	39.7	0.0	7.0	129.7	-1.1
GEW-043R	09/29/16	52.6	40.7	0.1	6.6	129.1	-0.9
GEW-043R	10/06/16	51.9	40.2	0.2	7.7	129.2	-2.6
GEW-043R	10/06/16	51.4	40.3	0.2	8.1	128.0	-2.0
GEW-043R	10/13/16	53.0	39.2	0.0	7.8	127.8	-1.6
GEW-043R	10/17/16	51.9	40.8	0.0	7.3	129.3	-0.8
GEW-043R	10/17/16	51.8	41.5	0.0	6.7	129.4	-0.7
GEW-043R	10/24/16	53.1	40.0	0.0	6.9	128.6	-0.7
GEW-043R	11/02/16	52.3	39.8	0.3	7.6	128.9	-1.1
GEW-043R	11/02/16	51.8	40.1	0.3	7.8	128.6	-1.0
GEW-043R	11/07/16	53.3	40.7	0.0	6.0	128.3	-1.0
GEW-043R	11/07/16	53.5	41.9	0.2	4.4	127.8	-0.9
GEW-043R	11/15/16	50.9	40.1	0.5	8.5	122.4	-1.3
GEW-043R	11/15/16	50.6	39.5	0.5	9.4	122.1	-1.3
GEW-043R	11/21/16	50.2	38.9	0.7	10.2	118.6	-1.1
GEW-043R	11/21/16	49.9	38.4	0.7	11.0	116.8	-0.9
GEW-043R	11/29/16	54.0	40.9	0.0	5.1	126.3	-0.3
GEW-043R	12/07/16	54.5	38.5	0.6	6.4	115.5	-0.8
GEW-043R	12/07/16	53.2	39.0	0.9	6.9	112.7	-0.7
GEW-043R	12/16/16	51.0	38.7	0.1	10.2	116.0	-1.3
GEW-043R	12/16/16	50.3	39.3	0.1	10.3	115.8	-1.3
GEW-043R	12/21/16	52.8	39.7	0.0	7.5	118.1	-1.6
GEW-043R	12/21/16	52.0	39.3	0.1	8.6	117.9	-1.5
GEW-043R	12/28/16	47.8	36.6	0.3	15.3	115.2	-1.9
GEW-043R	12/28/16	46.8	37.8	0.5	14.9	114.3	-1.5
GEW-043R	01/05/17	52.4	35.2	0.5	11.9	113.2	-1.0
GEW-043R	01/05/17	51.4	38.3	0.6	9.7	95.0	-0.2
GEW-043R	01/09/17	55.6	40.6	0.0	3.8	43.9	1.0
GEW-043R	01/09/17	56.1	40.2	0.0	3.7	55.3	0.9

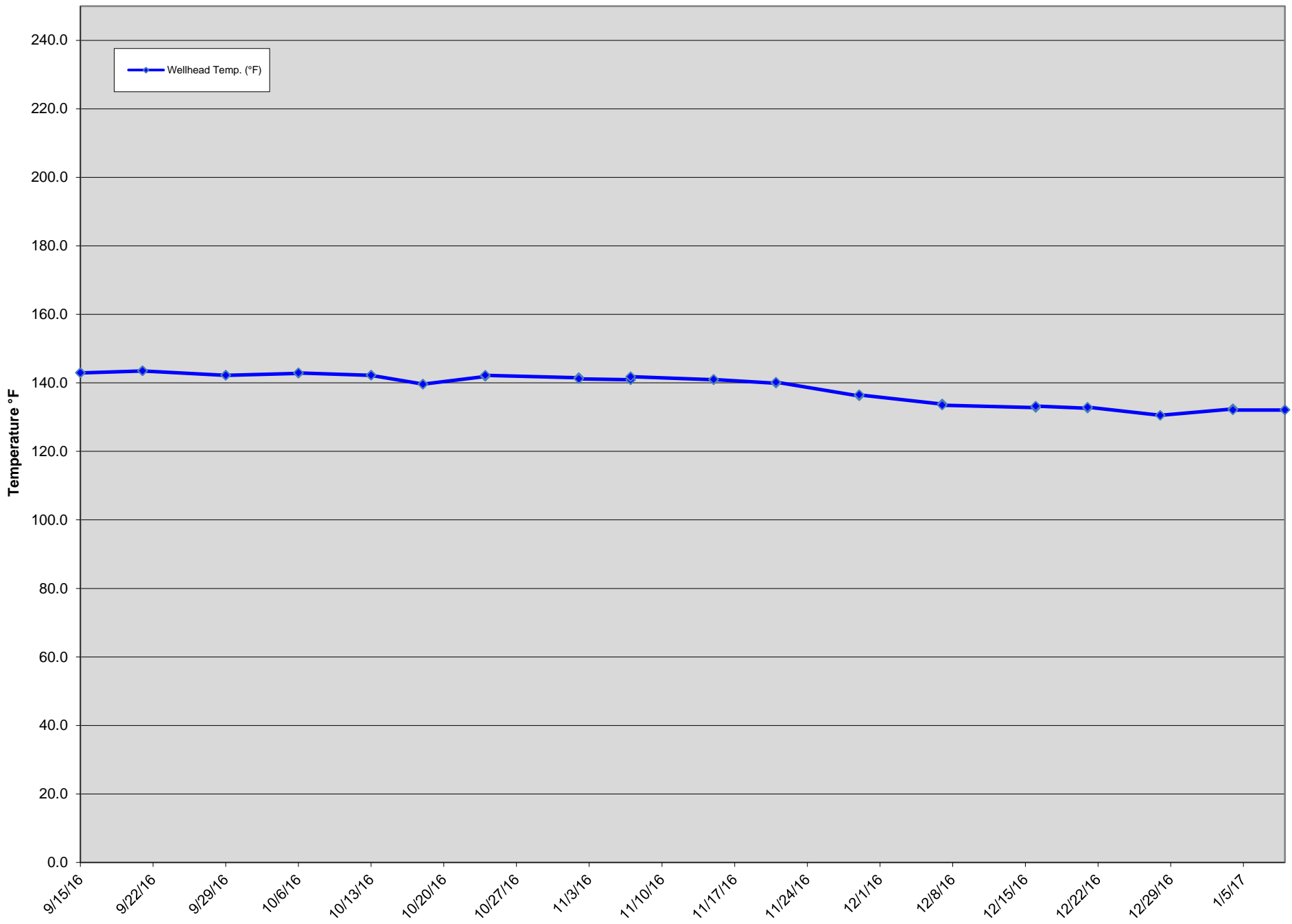
# GEW-043R Wellhead Temperatures





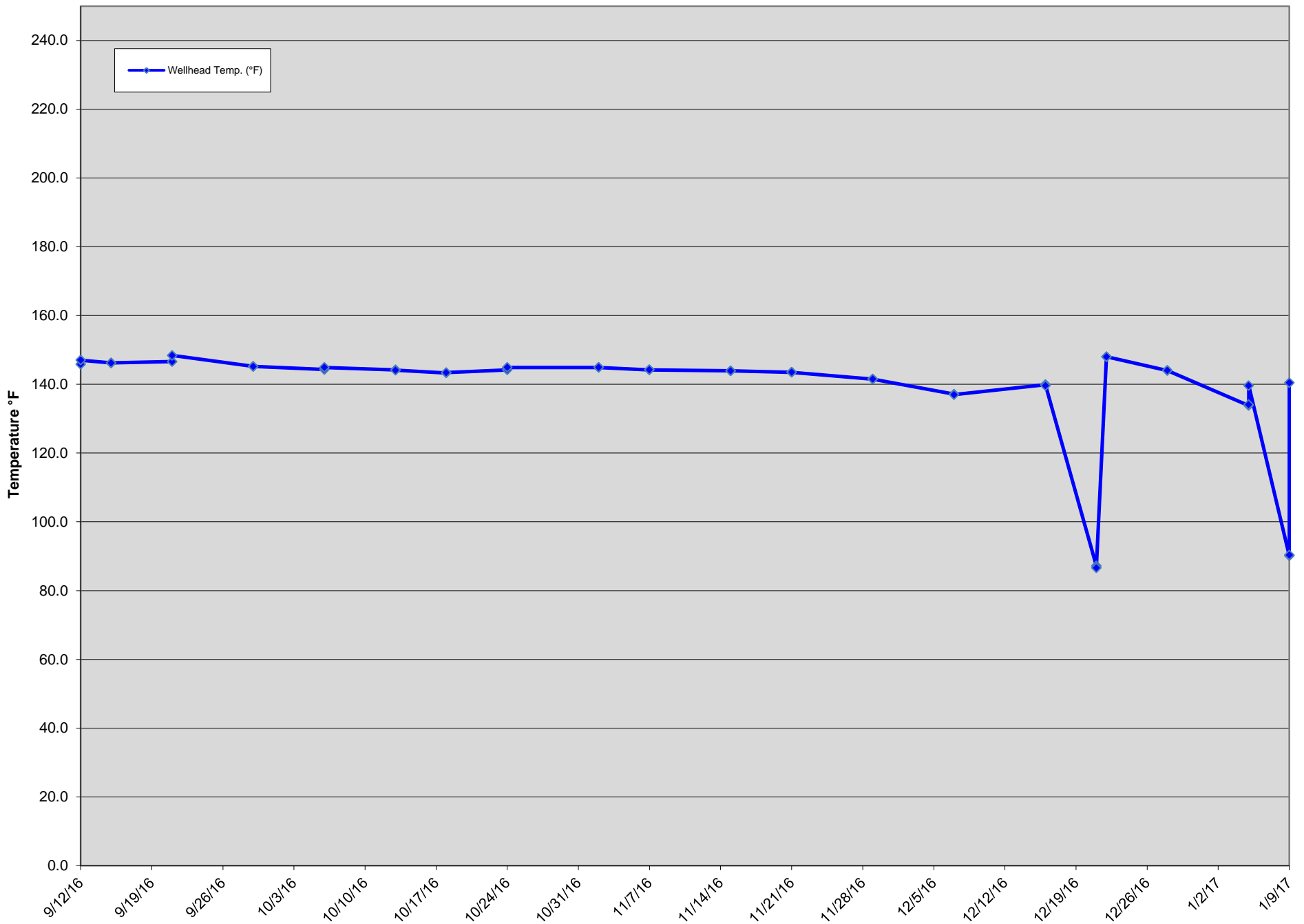
GEW ID#	Reading Date	CH4 (% Vol.)	CO2 (% Vol.)	Oxygen (% Vol.)	Balance (% Vol.)	Wellhead Temp. (°F)	Initial Static Pressure (In W.C.)
GEW-053	09/15/16	58.2	41.7	0.1	0.0	142.9	0.2
GEW-053	09/15/16	57.0	42.9	0.1	0.0	142.9	0.2
GEW-053	09/21/16	51.3	42.2	0.1	6.4	143.5	-1.1
GEW-053	09/21/16	50.4	42.8	0.1	6.7	143.5	-1.2
GEW-053	09/29/16	52.5	40.0	0.0	7.5	142.2	-1.7
GEW-053	09/29/16	51.4	42.2	0.0	6.4	142.2	-1.7
GEW-053	10/06/16	50.7	41.2	0.1	8.0	142.8	-1.3
GEW-053	10/06/16	50.4	42.1	0.1	7.4	142.9	-1.2
GEW-053	10/13/16	50.0	41.8	0.0	8.2	142.2	-1.3
GEW-053	10/13/16	49.7	42.3	0.0	8.0	142.2	-1.3
GEW-053	10/18/16	50.3	39.6	0.0	10.1	139.6	-1.6
GEW-053	10/18/16	49.7	40.3	0.0	10.0	139.6	-1.6
GEW-053	10/24/16	50.3	39.1	0.0	10.6	141.9	-1.0
GEW-053	10/24/16	49.7	40.5	0.0	9.8	142.2	-1.0
GEW-053	11/02/16	49.9	39.1	0.1	10.9	141.5	-1.3
GEW-053	11/02/16	49.2	40.5	0.1	10.2	141.2	-1.3
GEW-053	11/07/16	50.7	39.0	0.0	10.3	140.9	-0.9
GEW-053	11/07/16	49.6	38.7	0.0	11.7	141.8	-1.4
GEW-053	11/15/16	50.1	38.5	0.0	11.4	140.9	-1.8
GEW-053	11/15/16	49.5	40.3	0.0	10.2	141.0	-2.3
GEW-053	11/21/16	50.5	38.9	0.1	10.5	139.9	-2.9
GEW-053	11/21/16	49.7	39.9	0.1	10.3	140.2	-2.8
GEW-053	11/29/16	51.3	38.8	0.0	9.9	136.2	-2.7
GEW-053	11/29/16	49.5	40.2	0.0	10.3	136.5	-2.9
GEW-053	12/07/16	49.7	38.8	0.0	11.5	133.8	-3.3
GEW-053	12/07/16	49.9	39.8	0.1	10.2	133.5	-3.5
GEW-053	12/16/16	53.1	34.6	0.0	12.3	132.8	-3.0
GEW-053	12/16/16	49.3	38.8	0.0	11.9	133.2	-3.2
GEW-053	12/21/16	49.7	37.1	0.0	13.2	132.6	-4.3
GEW-053	12/21/16	48.5	39.3	0.0	12.2	132.9	-4.3
GEW-053	12/28/16	46.5	36.1	0.0	17.4	130.5	-4.4
GEW-053	01/04/17	43.6	38.6	0.0	17.8	132.4	-4.2
GEW-053	01/04/17	44.3	38.3	0.0	17.4	132.1	-3.7
GEW-053	01/09/17	47.0	38.0	0.0	15.0	132.1	-3.2
GEW-053	01/09/17	46.6	38.4	0.0	15.0	132.1	-3.1

# GEW-053 Wellhead Temperatures



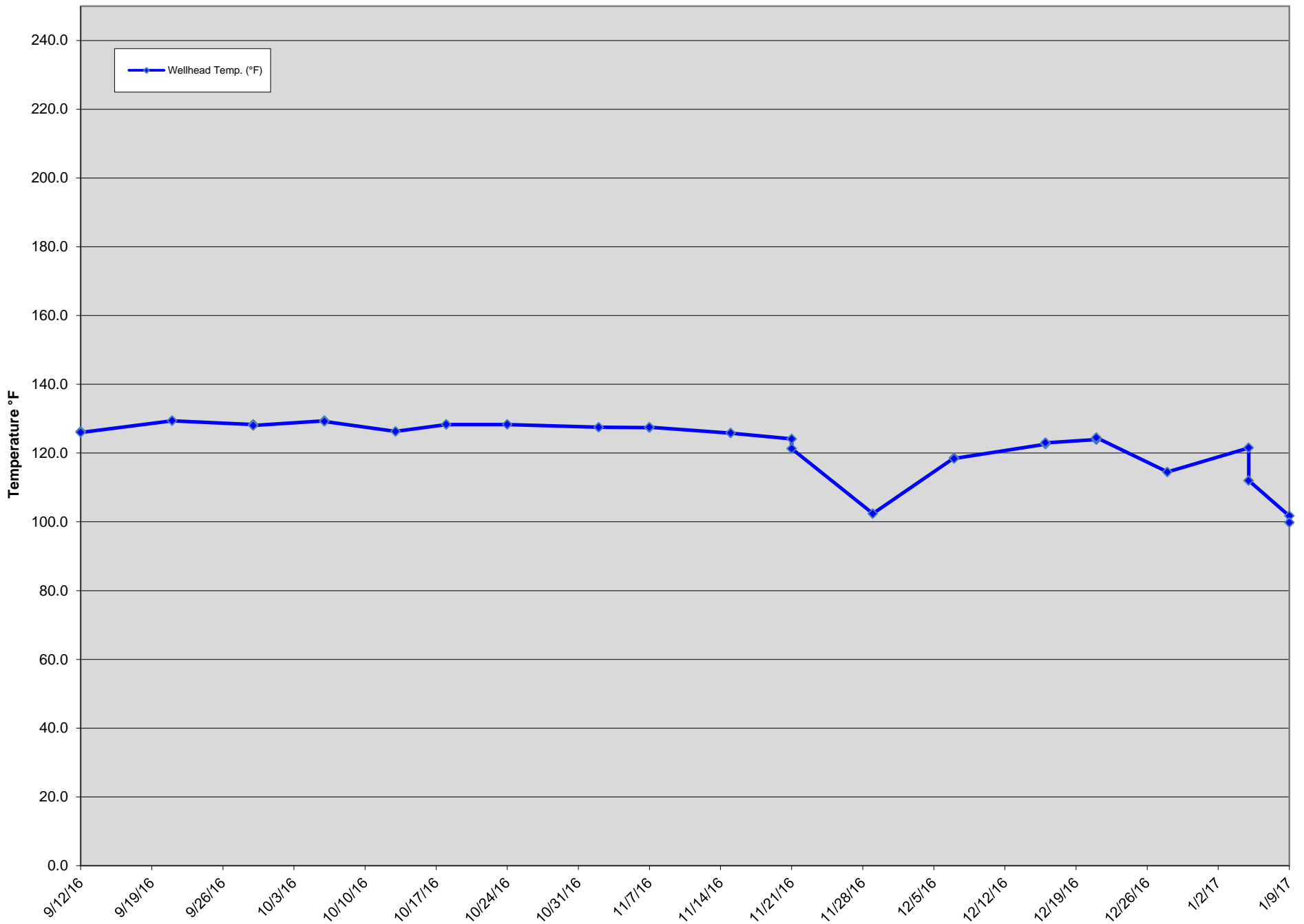
GEW ID#	Reading Date	CH4 (% Vol.)	CO2 (% Vol.)	Oxygen (% Vol.)	Balance (% Vol.)	Wellhead Temp. (°F)	Initial Static Pressure (In W.C.)
GEW-054	09/12/16	53.1	41.2	0.0	5.7	145.8	-4.8
GEW-054	09/12/16	52.6	42.1	0.0	5.3	147.0	-4.7
GEW-054	09/15/16	58.8	41.1	0.1	0.0	146.2	-2.9
GEW-054	09/15/16	58.4	41.5	0.1	0.0	146.2	-2.8
GEW-054	09/21/16	51.3	41.7	0.1	6.9	146.6	-4.6
GEW-054	09/21/16	50.4	42.2	0.1	7.3	148.4	-4.5
GEW-054	09/29/16	51.7	41.1	0.0	7.2	145.2	-6.6
GEW-054	09/29/16	51.2	41.6	0.0	7.2	145.2	-6.6
GEW-054	10/06/16	51.6	40.8	0.0	7.6	144.3	-5.6
GEW-054	10/06/16	52.0	40.5	0.1	7.4	144.9	-5.9
GEW-054	10/13/16	51.5	41.7	0.0	6.8	144.2	-6.9
GEW-054	10/13/16	51.0	41.8	0.0	7.2	144.1	-6.6
GEW-054	10/18/16	51.6	40.0	0.0	8.4	143.3	-6.7
GEW-054	10/18/16	50.8	40.8	0.0	8.4	143.4	-6.7
GEW-054	10/24/16	52.6	37.9	0.0	9.5	144.2	-6.8
GEW-054	10/24/16	51.2	40.3	0.0	8.5	144.9	-6.6
GEW-054	11/02/16	51.2	39.8	0.1	8.9	144.9	-6.0
GEW-054	11/02/16	50.4	41.3	0.0	8.3	144.9	-6.1
GEW-054	11/07/16	51.7	41.3	0.0	7.0	144.2	-6.7
GEW-054	11/07/16	50.9	39.3	0.0	9.8	144.2	-6.7
GEW-054	11/15/16	53.2	37.7	0.1	9.0	143.9	-6.4
GEW-054	11/15/16	51.1	40.2	0.0	8.7	143.9	-6.5
GEW-054	11/21/16	53.0	39.2	0.1	7.7	143.5	-7.0
GEW-054	11/21/16	51.8	40.4	0.0	7.8	143.5	-7.0
GEW-054	11/29/16	52.6	39.9	0.0	7.5	141.5	-3.6
GEW-054	11/29/16	51.2	42.0	0.0	6.8	141.5	-3.7
GEW-054	12/07/16	52.1	39.4	0.1	8.4	137.1	-5.6
GEW-054	12/07/16	51.9	39.2	0.3	8.6	137.0	-5.6
GEW-054	12/16/16	51.9	37.0	0.0	11.1	139.9	2.3
GEW-054	12/16/16	53.0	41.1	0.0	5.9	139.6	2.3
GEW-054	12/21/16	52.7	40.0	0.0	7.3	87.2	2.4
GEW-054	12/21/16	51.9	42.3	0.0	5.8	86.6	2.4
GEW-054	12/22/16	52.8	39.8	0.0	7.4	148.0	-6.6
GEW-054	12/22/16	52.3	41.1	0.0	6.6	148.0	-6.3
GEW-054	12/28/16	53.0	39.3	0.0	7.7	144.0	-3.0
GEW-054	12/28/16	51.6	40.3	0.0	8.1	144.0	-3.5
GEW-054	01/05/17	55.6	40.1	0.0	4.3	133.8	-1.3
GEW-054	01/05/17	54.3	41.2	0.0	4.5	134.1	-1.2
GEW-054	01/05/17	53.5	39.0	0.0	7.5	139.6	-6.4
GEW-054	01/09/17	55.7	40.1	0.0	4.2	90.1	1.5
GEW-054	01/09/17	56.1	39.7	0.0	4.2	90.3	1.5
GEW-054	01/09/17	56.5	37.8	0.0	5.7	140.4	-4.1

# GEW-054 Wellhead Temperatures



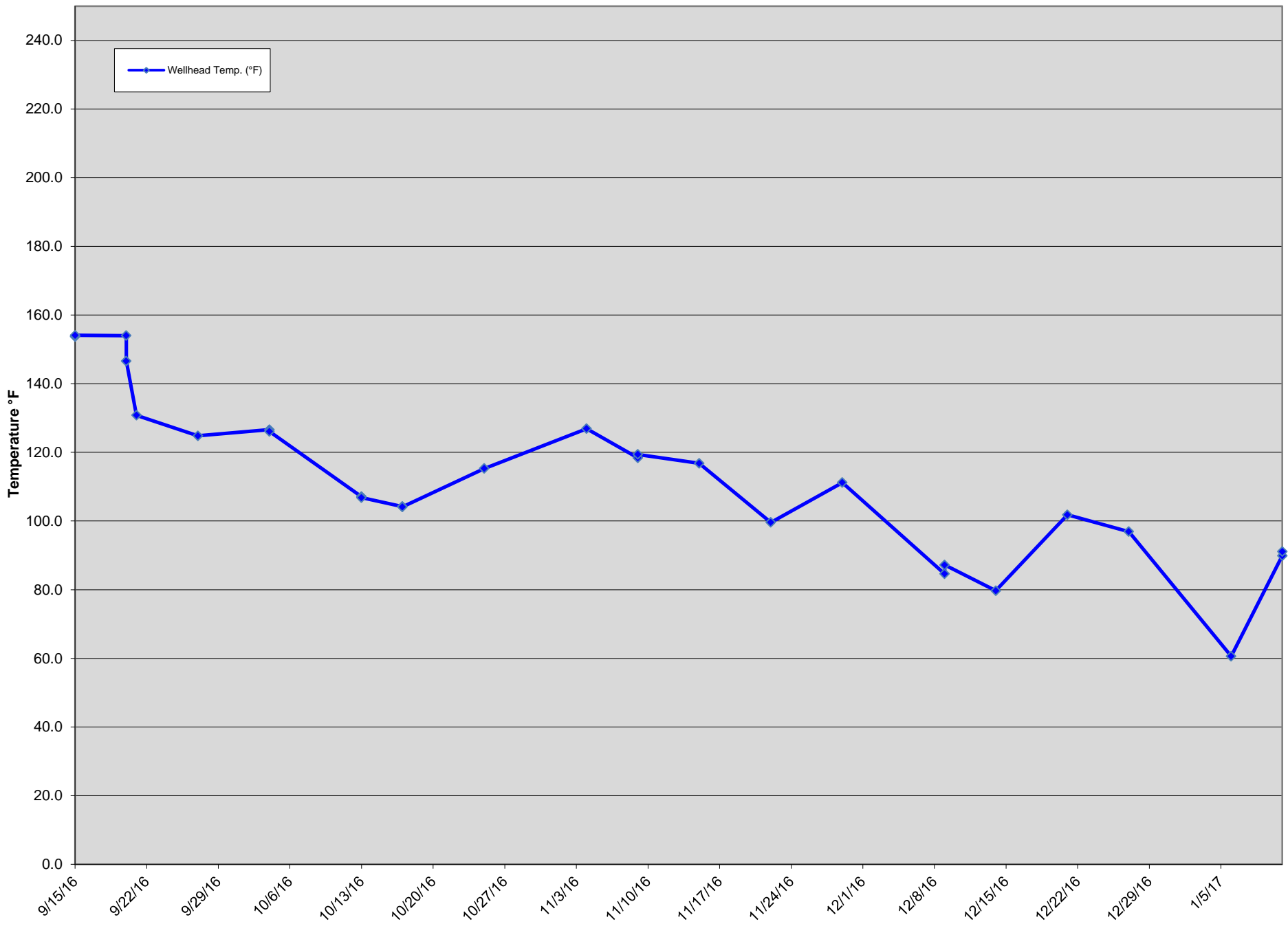
GEW ID#	Reading Date	CH4 (% Vol.)	CO2 (% Vol.)	Oxygen (% Vol.)	Balance (% Vol.)	Wellhead Temp. (°F)	Initial Static Pressure (In W.C.)
GEW-055	09/12/16	53.1	42.7	0.0	4.2	126.3	-0.4
GEW-055	09/12/16	53.6	42.1	0.0	4.3	126.0	-0.4
GEW-055	09/21/16	53.0	41.4	0.1	5.5	129.4	-0.3
GEW-055	09/29/16	53.7	40.6	0.0	5.7	128.3	-0.8
GEW-055	09/29/16	53.9	41.4	0.0	4.7	128.0	-0.8
GEW-055	10/06/16	53.5	41.3	0.1	5.1	129.4	-0.5
GEW-055	10/06/16	54.1	40.8	0.1	5.0	129.2	-0.5
GEW-055	10/13/16	51.9	41.9	0.0	6.2	126.3	-0.6
GEW-055	10/18/16	51.8	39.6	0.0	8.6	128.3	-0.8
GEW-055	10/24/16	52.0	37.8	0.1	10.1	128.3	-0.5
GEW-055	11/02/16	51.7	41.2	0.2	6.9	127.5	-0.7
GEW-055	11/07/16	52.1	41.6	0.0	6.3	127.4	-0.5
GEW-055	11/07/16	52.3	42.1	0.0	5.6	127.5	-0.5
GEW-055	11/15/16	52.3	41.0	0.1	6.6	125.8	-0.5
GEW-055	11/21/16	53.6	40.1	0.3	6.0	124.1	-0.8
GEW-055	11/21/16	52.1	41.1	0.1	6.7	121.3	-0.7
GEW-055	11/29/16	52.9	42.2	0.0	4.9	102.4	-0.1
GEW-055	12/07/16	53.1	41.4	0.1	5.4	118.6	-0.4
GEW-055	12/07/16	52.8	41.4	0.4	5.4	118.4	-0.6
GEW-055	12/16/16	52.4	41.6	0.0	6.0	122.6	0.2
GEW-055	12/16/16	52.3	42.0	0.0	5.7	123.0	0.1
GEW-055	12/21/16	52.7	40.7	0.0	6.6	123.9	-0.8
GEW-055	12/21/16	53.1	41.1	0.0	5.8	124.5	-0.7
GEW-055	12/28/16	55.0	40.4	0.0	4.6	114.5	-0.6
GEW-055	01/05/17	53.5	41.3	0.0	5.2	121.5	-1.0
GEW-055	01/05/17	53.3	41.9	0.0	4.8	112.0	-0.7
GEW-055	01/09/17	54.6	39.7	0.0	5.7	101.7	0.0
GEW-055	01/09/17	54.8	39.5	0.0	5.7	99.8	0.1

# GEW-055 Wellhead Temperatures



GEW ID#	Reading Date	CH4 (% Vol.)	CO2 (% Vol.)	Oxygen (% Vol.)	Balance (% Vol.)	Wellhead Temp. (°F)	Initial Static Pressure (In W.C.)
GEW-056R	09/15/16	21.2	45.2	0.3	33.3	153.7	-5.0
GEW-056R	09/15/16	22.1	43.5	0.3	34.1	154.1	-5.0
GEW-056R	09/20/16	16.5	44.2	0.3	39.0	154.0	-4.8
GEW-056R	09/20/16	18.3	41.6	0.2	39.9	146.6	-0.6
GEW-056R	09/21/16	13.2	51.7	0.2	34.9	130.8	-0.3
GEW-056R	09/27/16	12.9	49.5	0.2	37.4	124.8	-0.1
GEW-056R	10/04/16	14.9	52.5	0.0	32.6	126.6	-0.2
GEW-056R	10/04/16	15.6	49.9	0.0	34.5	126.1	-0.2
GEW-056R	10/13/16	18.9	51.2	0.0	29.9	107.1	-0.3
GEW-056R	10/13/16	18.6	52.9	0.0	28.5	106.8	-0.1
GEW-056R	10/17/16	3.4	56.6	0.0	40.0	104.2	0.1
GEW-056R	10/17/16	2.6	55.5	0.0	41.9	104.1	0.1
GEW-056R	10/25/16	18.7	53.8	0.0	27.5	115.3	-0.4
GEW-056R	11/04/16	6.6	38.2	1.3	53.9	126.9	-0.9
GEW-056R	11/09/16	11.6	47.0	0.0	41.4	118.4	-0.2
GEW-056R	11/09/16	11.0	50.2	0.0	38.8	119.4	-0.2
GEW-056R	11/15/16	10.8	41.1	0.0	48.1	116.8	-0.3
GEW-056R	11/22/16	19.6	46.0	0.0	34.4	99.6	-0.4
GEW-056R	11/29/16	16.4	48.3	0.0	35.3	111.2	-0.4
GEW-056R	12/09/16	13.7	50.0	0.0	36.3	84.6	-0.5
GEW-056R	12/09/16	14.5	47.0	0.0	38.5	87.2	-0.5
GEW-056R	12/14/16	13.9	49.3	0.0	36.8	79.7	-0.4
GEW-056R	12/21/16	11.5	50.5	0.0	38.0	101.8	-0.2
GEW-056R	12/27/16	11.6	55.2	0.0	33.2	96.9	-0.3
GEW-056R	01/06/17	18.2	53.4	0.1	28.3	60.6	-0.5
GEW-056R	01/11/17	14.0	47.2	1.2	37.6	89.9	-0.3
GEW-056R	01/11/17	12.5	50.5	2.6	34.4	91.1	-0.3

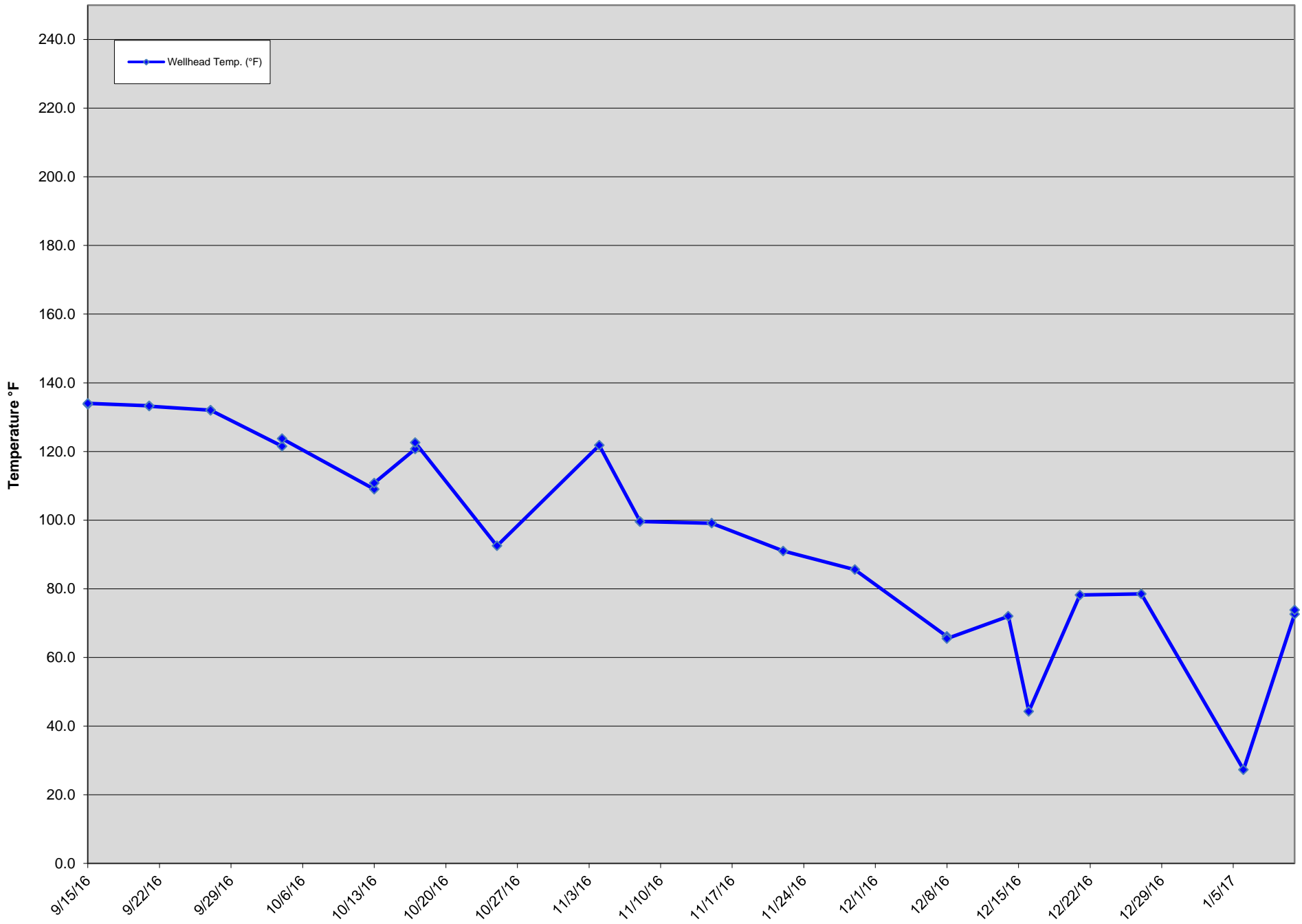
# GEW-056R Wellhead Temperatures





GEW ID#	Reading Date	CH4 (% Vol.)	CO2 (% Vol.)	Oxygen (% Vol.)	Balance (% Vol.)	Wellhead Temp. (°F)	Initial Static Pressure (In W.C.)
GEW-109	09/15/16	20.6	55.5	0.4	23.5	133.7	-18.6
GEW-109	09/15/16	20.8	54.4	0.2	24.6	134.0	-18.6
GEW-109	09/21/16	18.7	48.8	0.5	32.0	133.3	-18.6
GEW-109	09/21/16	19.3	51.0	0.3	29.4	133.2	-18.1
GEW-109	09/27/16	19.7	51.6	0.2	28.5	132.0	-17.8
GEW-109	09/27/16	20.7	52.0	0.2	27.1	132.0	-17.8
GEW-109	10/04/16	21.6	51.3	0.1	27.0	121.5	-18.3
GEW-109	10/04/16	21.6	48.8	0.1	29.5	123.7	-19.2
GEW-109	10/13/16	19.8	44.4	0.4	35.4	109.0	-18.0
GEW-109	10/13/16	23.4	47.7	0.1	28.8	110.8	-18.9
GEW-109	10/17/16	13.7	50.3	0.1	35.9	120.7	-19.1
GEW-109	10/17/16	22.9	51.9	0.0	25.2	122.6	-18.9
GEW-109	10/25/16	23.2	48.9	0.1	27.8	92.5	-16.2
GEW-109	11/04/16	21.1	47.1	1.2	30.6	121.8	-14.3
GEW-109	11/08/16	21.1	47.0	0.0	31.9	99.6	-14.3
GEW-109	11/08/16	20.3	48.3	0.0	31.4	99.6	-14.6
GEW-109	11/15/16	21.4	52.2	0.0	26.4	99.1	-15.6
GEW-109	11/22/16	25.0	44.6	0.1	30.3	91.0	-16.2
GEW-109	11/29/16	20.9	53.6	0.0	25.5	85.6	-16.4
GEW-109	12/08/16	24.6	46.9	0.0	28.5	66.1	-16.2
GEW-109	12/08/16	23.9	48.6	0.0	27.5	65.5	-16.2
GEW-109	12/14/16	27.2	39.8	0.0	33.0	72.0	-13.9
GEW-109	12/16/16	24.3	43.1	0.0	32.6	44.3	-12.4
GEW-109	12/21/16	23.2	43.1	0.0	33.7	78.2	-13.5
GEW-109	12/27/16	23.2	44.2	0.0	32.6	78.5	-13.6
GEW-109	01/06/17	28.1	53.7	0.0	18.2	27.3	-14.6
GEW-109	01/11/17	18.4	45.2	3.9	32.5	72.6	-14.4
GEW-109	01/11/17	22.5	49.1	0.0	28.4	73.8	-14.3

# GEW-109 Wellhead Temperatures



GEW ID#	Reading Date	CH4 (% Vol.)	CO2 (% Vol.)	Oxygen (% Vol.)	Balance (% Vol.)	Wellhead Temp. (°F)	Initial Static Pressure (In W.C.)
GEW-110	09/15/16	1.9	4.1	19.5	74.5	100.2	-0.4
GEW-110	09/15/16	1.8	3.8	19.5	74.9	100.4	-0.4
GEW-110	09/20/16	3.2	11.4	17.1	68.3	115.0	-2.7
GEW-110	09/20/16	3.0	9.7	17.2	70.1	114.0	-0.5
GEW-110	09/21/16	7.0	22.4	10.9	59.7	110.0	-0.4
GEW-110	09/21/16	7.1	21.1	11.1	60.7	109.8	-0.4
GEW-110	09/27/16	6.2	25.4	9.5	58.9	112.7	-0.3
GEW-110	09/27/16	6.0	25.3	9.6	59.1	112.7	-0.3
GEW-110	10/04/16	5.2	21.8	11.3	61.7	105.3	-0.3
GEW-110	10/04/16	5.6	22.7	11.2	60.5	105.4	-0.3
GEW-110	10/04/16	6.9	30.6	7.5	55.0	115.8	-0.2
GEW-110	10/04/16	6.7	29.8	7.8	55.7	115.8	-0.2
GEW-110	10/13/16	10.3	28.1	14.2	47.4	87.9	-0.7
GEW-110	10/13/16	4.8	22.6	15.0	57.6	88.2	-0.7
GEW-110	10/17/16	5.9	48.0	9.6	36.5	101.9	-0.7
GEW-110	10/17/16	5.9	33.5	10.2	50.4	102.5	-0.7
GEW-110	10/25/16	9.9	56.4	0.0	33.7	69.7	0.1
GEW-110	10/25/16	10.2	55.4	0.0	34.4	74.2	-0.1
GEW-110	10/27/16	9.2	47.8	2.1	40.9	97.7	-0.1
GEW-110	11/04/16	2.2	22.2	13.0	62.6	89.2	-0.2
GEW-110	11/04/16	1.6	19.9	13.0	65.5	89.3	-0.2
GEW-110	11/09/16	2.1	36.5	8.7	52.7	86.3	-0.1
GEW-110	11/09/16	2.2	33.3	8.7	55.8	86.8	-0.1
GEW-110	11/15/16	3.0	38.2	6.5	52.3	89.1	-0.1
GEW-110	11/15/16	2.6	39.5	6.7	51.2	89.1	-0.1
GEW-110	11/22/16	3.1	36.2	8.2	52.5	60.9	-0.1
GEW-110	11/22/16	2.4	38.1	8.5	51.0	60.9	0.0
GEW-110	11/29/16	6.1	34.9	6.1	52.9	82.3	-0.1
GEW-110	11/29/16	2.8	39.7	6.1	51.4	82.1	-0.1
GEW-110	12/09/16	2.1	27.9	11.5	58.5	37.5	-0.1
GEW-110	12/09/16	2.7	24.6	11.8	60.9	38.1	-0.1
GEW-110	12/14/16	2.9	28.1	12.2	56.8	36.6	-0.1
GEW-110	12/14/16	1.4	28.5	12.3	57.8	36.5	-0.1
GEW-110	12/21/16	8.9	38.9	5.5	46.7	68.8	-0.1
GEW-110	12/21/16	6.4	42.3	5.9	45.4	68.6	-0.1
GEW-110	12/27/16	8.4	37.7	6.5	47.4	74.6	0.0
GEW-110	12/27/16	6.1	39.3	6.6	48.0	74.5	0.0
GEW-110	01/06/17	11.4	34.8	6.9	46.9	16.8	-0.3
GEW-110	01/06/17	9.7	37.2	7.1	46.0	17.3	-0.2
GEW-110	01/11/17	14.5	48.0	0.5	37.0	55.2	0.0
GEW-110	01/11/17	14.0	46.1	1.9	38.0	57.0	0.0

# GEW-110 Wellhead Temperatures

