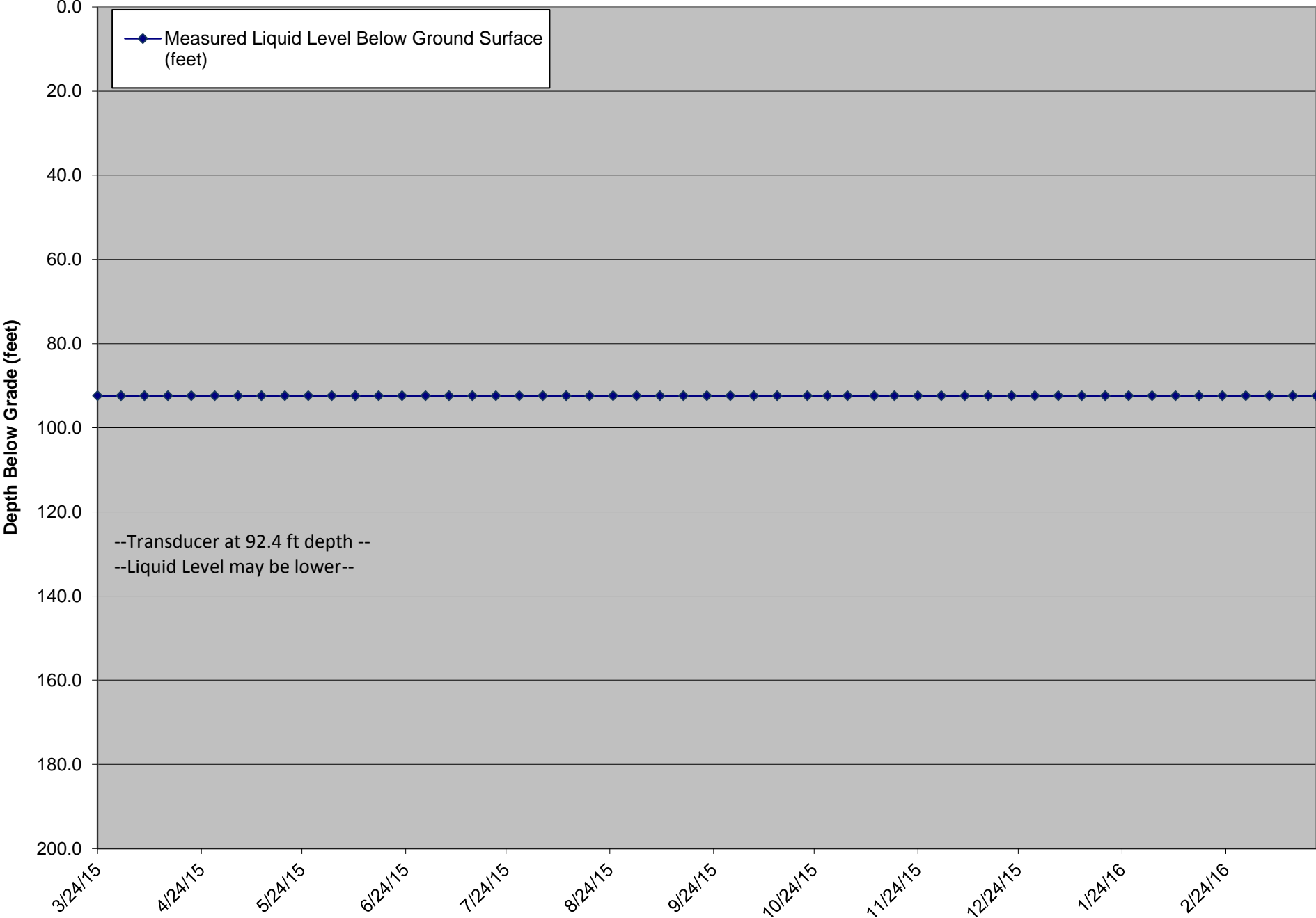


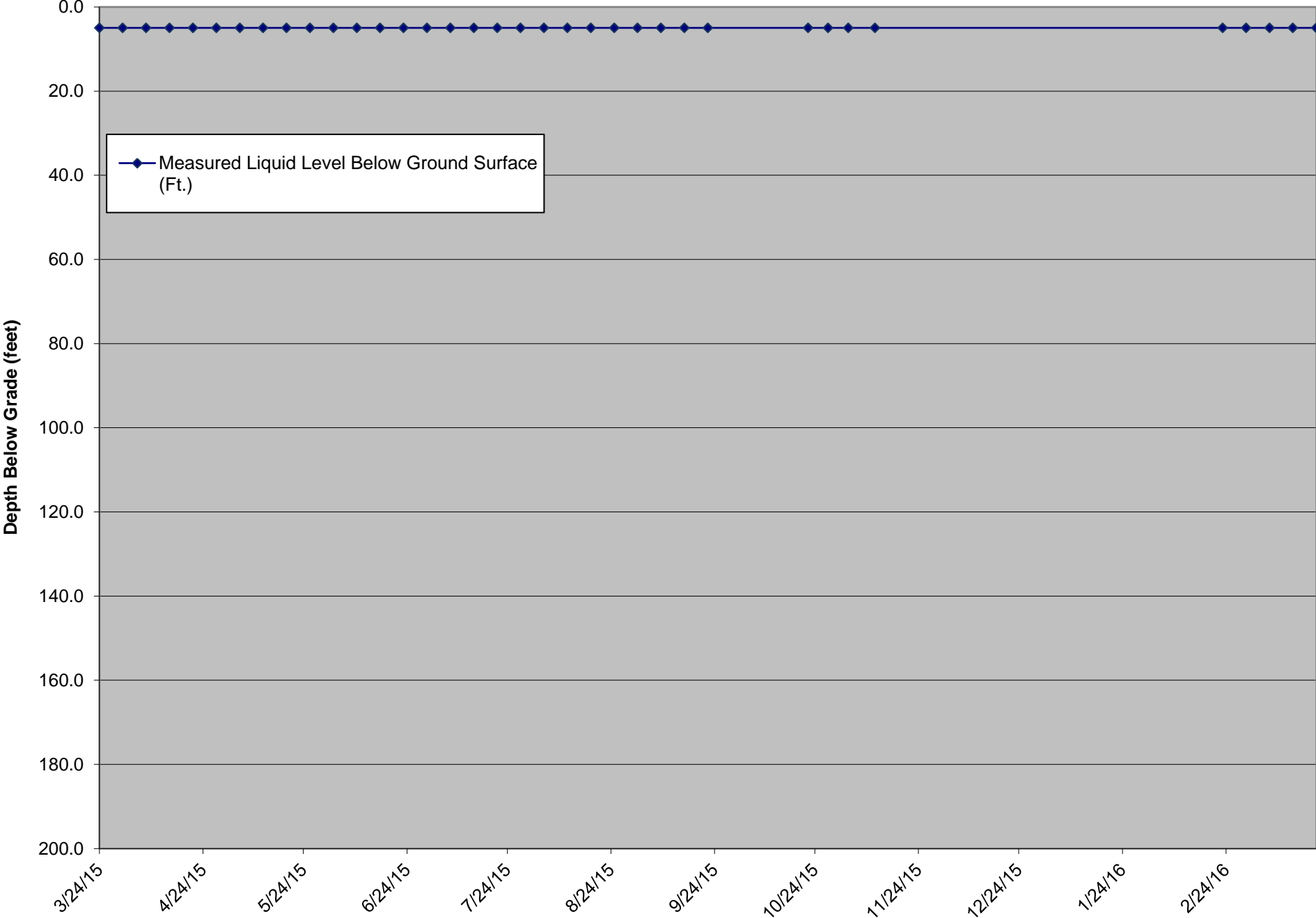
LCS Number	Date Reading Collected	Measured Liquid Level Below Ground Surface (feet)	Transducer Depth from Top of Casing (Ft.)	Base of Sump Elevation (Ft. MSL)	Pump on during measurement? (Y/N)	Liquid level meter used	Comments
LCS- 1D	3/24/15	92.4	97.0	252.22	Y	Dedicated Transducer	Liquid Level Below Transducer@92.4'
LCS- 1D	3/31/15	92.4	97.0	252.22	Y	Dedicated Transducer	Liquid Level Below Transducer@92.4'
LCS- 1D	4/7/15	92.4	97.0	252.22	Y	Dedicated Transducer	Liquid Level Below Transducer@92.4'
LCS- 1D	4/14/15	92.4	97.0	252.22	Y	Dedicated Transducer	Liquid Level Below Transducer@92.4'
LCS- 1D	4/21/15	92.4	97.0	252.22	Y	Dedicated Transducer	Liquid Level Below Transducer@92.4'
LCS- 1D	4/28/15	92.4	97.0	252.22	Y	Dedicated Transducer	Liquid Level Below Transducer@92.4'
LCS- 1D	5/5/15	92.4	97.0	252.22	Y	Dedicated Transducer	Liquid Level Below Transducer@92.4'
LCS- 1D	5/12/15	92.4	97.0	252.22	Y	Dedicated Transducer	Liquid Level Below Transducer@92.4'
LCS- 1D	5/19/15	92.4	97.0	252.22	Y	Dedicated Transducer	Liquid Level Below Transducer@92.4'
LCS- 1D	5/26/15	92.4	97.0	252.22	Y	Dedicated Transducer	Liquid Level Below Transducer@92.4'
LCS- 1D	6/2/15	92.4	97.0	252.22	Y	Dedicated Transducer	Liquid Level Below Transducer@92.4'
LCS- 1D	6/9/15	92.4	97.0	252.22	Y	Dedicated Transducer	Liquid Level Below Transducer@92.4'
LCS- 1D	6/16/15	92.4	97.0	252.22	Y	Dedicated Transducer	Liquid Level Below Transducer@92.4'
LCS- 1D	6/23/15	92.4	97.0	252.22	Y	Dedicated Transducer	Liquid Level Below Transducer@92.4'
LCS- 1D	6/30/15	92.4	97.0	252.22	Y	Dedicated Transducer	Liquid Level Below Transducer@92.4'
LCS- 1D	7/7/15	92.4	97.0	252.22	Y	Dedicated Transducer	Liquid Level Below Transducer@92.4'
LCS- 1D	7/14/15	92.4	97.0	252.22	Y	Dedicated Transducer	Liquid Level Below Transducer@92.4'
LCS- 1D	7/21/15	92.4	97.0	252.22	Y	Dedicated Transducer	Liquid Level Below Transducer@92.4'
LCS- 1D	7/28/15	92.4	97.0	252.22	Y	Dedicated Transducer	Liquid Level Below Transducer@92.4'
LCS- 1D	8/4/15	92.4	97.0	252.22	Y	Dedicated Transducer	Liquid Level Below Transducer@92.4'
LCS- 1D	8/11/15	92.4	97.0	252.22	Y	Dedicated Transducer	Liquid Level Below Transducer@92.4'
LCS- 1D	8/18/15	92.4	97.0	252.22	Y	Dedicated Transducer	Liquid Level Below Transducer@92.4'
LCS- 1D	8/25/15	92.4	97.0	252.22	Y	Dedicated Transducer	Liquid Level Below Transducer@92.4'
LCS- 1D	9/1/15	92.4	97.0	252.22	Y	Dedicated Transducer	Liquid Level Below Transducer@92.4'
LCS- 1D	9/8/15	92.4	97.0	252.22	Y	Dedicated Transducer	Liquid Level Below Transducer@92.4'
LCS- 1D	9/15/15	92.4	97.0	252.22	Y	Dedicated Transducer	Liquid Level Below Transducer@92.4'
LCS- 1D	9/22/15	92.4	97.0	252.22	Y	Dedicated Transducer	Liquid Level Below Transducer@92.4'
LCS- 1D	9/29/15	92.4	97.0	252.22	Y	Dedicated Transducer	Transducer Outage, pump operational
LCS- 1D	10/6/15	92.4	97.0	252.22	Y	Dedicated Transducer	Transducer Outage, pump operational
LCS- 1D	10/13/15	92.4	97.0	252.22	Y	Dedicated Transducer	Transducer Outage, pump operational
LCS- 1D	10/22/15	92.4	97.0	252.22	Y	Dedicated Transducer	Transducer Outage, pump operational
LCS- 1D	10/28/15	92.4	97.0	252.22	Y	Dedicated Transducer	Transducer Outage, pump operational
LCS- 1D	11/3/15	92.4	97.0	252.22	Y	Dedicated Transducer	Transducer Outage, pump operational
LCS- 1D	11/11/15	92.4	97.0	252.22	Y	Dedicated Transducer	Transducer Outage, pump operational
LCS- 1D	11/17/15	92.4	97.0	252.22	Y	Dedicated Transducer	Transducer Outage, pump operational
LCS- 1D	11/24/15	92.4	97.0	252.22	Y	Dedicated Transducer	Transducer Outage, pump operational
LCS- 1D	12/1/15	92.4	97.0	252.22	Y	Dedicated Transducer	Transducer Outage, pump operational
LCS- 1D	12/8/15	92.4	97.0	252.22	Y	Dedicated Transducer	Transducer Outage, pump operational
LCS- 1D	12/15/15	92.4	97.0	252.22	Y	Dedicated Transducer	Transducer Outage, pump operational
LCS- 1D	12/22/15	92.4	97.0	252.22	Y	Dedicated Transducer	Transducer Outage, pump operational
LCS- 1D	12/29/15	92.4	97.0	252.22	Y	Dedicated Transducer	Transducer Outage, pump operational
LCS- 1D	1/5/16	92.4	97.0	252.22	Y	Dedicated Transducer	Transducer Outage, pump operational
LCS- 1D	1/12/16	92.4	97.0	252.22	Y	Dedicated Transducer	Transducer Outage, pump operational
LCS- 1D	1/19/16	92.4	97.0	252.22	Y	Dedicated Transducer	Transducer Outage, pump operational
LCS- 1D	1/26/16	92.4	97.0	252.22	Y	Dedicated Transducer	Transducer Outage, pump operational
LCS- 1D	2/2/16	92.4	97.0	252.22	Y	Dedicated Transducer	Transducer Outage, pump operational
LCS- 1D	2/9/16	92.4	97.0	252.22	Y	Dedicated Transducer	Transducer Outage, pump operational
LCS- 1D	2/16/16	92.4	97.0	252.22	Y	Dedicated Transducer	Pump operational, no flow on meter, depth to liquid >97.00
LCS- 1D	2/23/16	92.4	97.0	252.22	Y	Dedicated Transducer	Pump operational, no flow on meter, depth to liquid >97.00
LCS- 1D	3/1/16	92.4	97.0	252.22	Y	Dedicated Transducer	Pump operational, no flow on meter, depth to liquid >97.00
LCS- 1D	3/8/16	92.4	97.0	252.22	Y	Dedicated Transducer	Pump operational, no flow on meter, depth to liquid >97.00
LCS- 1D	3/15/16	92.4	97.0	252.22	Y	Dedicated Transducer	Pump operational, no flow on meter, depth to liquid >97.00
LCS- 1D	3/22/16	92.4	97.0	252.22	Y	Dedicated Transducer	Pump operational, no flow on meter, depth to liquid >97.00

LCS-1D Liquid Level Below Ground Surface



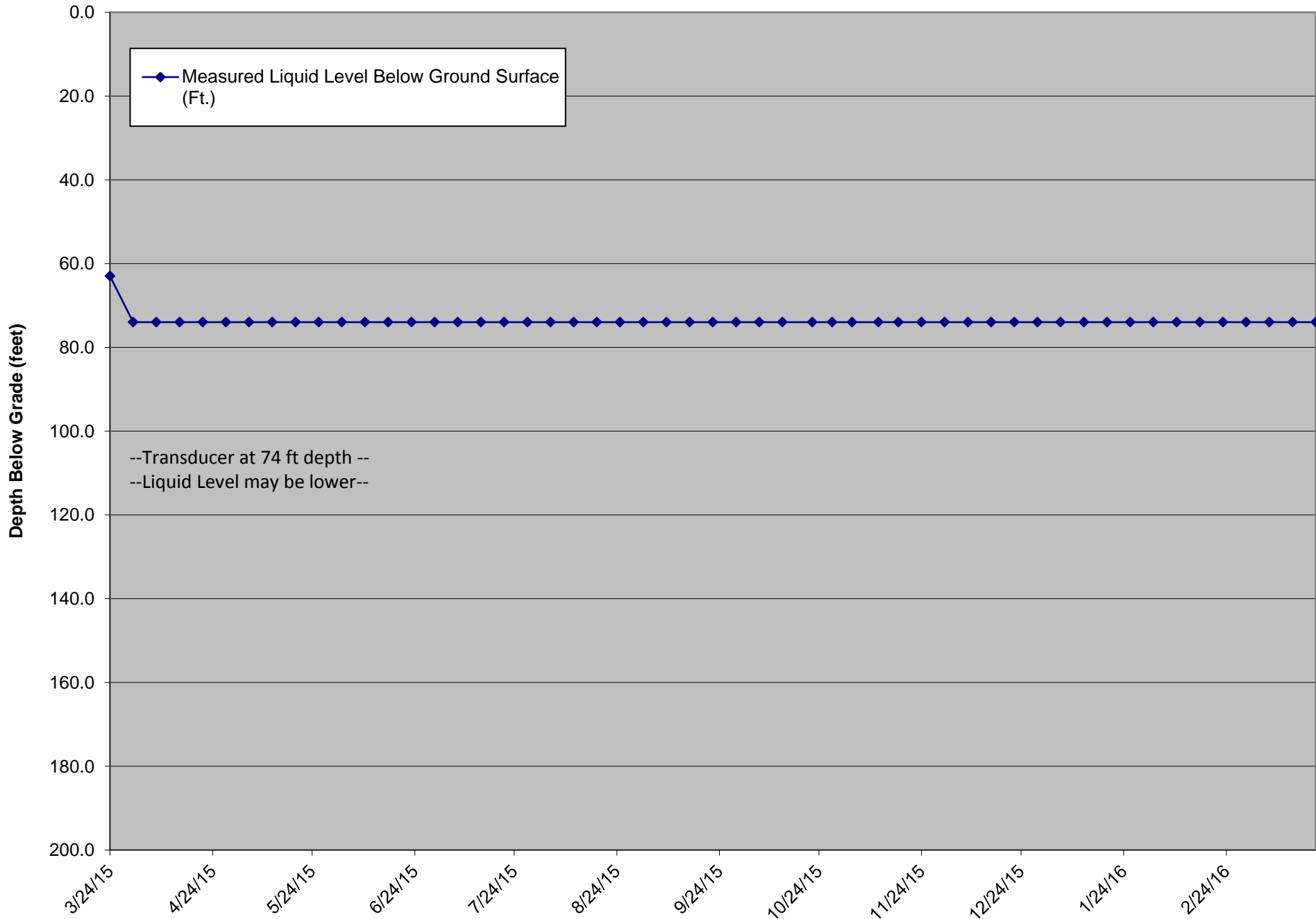
LCS Number	Date Reading Collected	Measured Liquid Level Below Ground Surface (Ft.)	Transducer Depth from Top of Casing (Ft.)	Well Total Depth from Top of Casing (Ft. MSL)	Elevation of Leachate (Ft. MSL)	Pump on during measurement? (Y/N)	Liquid level meter used	Comments
LCS-3D	3/24/15	5.0	63.0	140		Y	Dedicated Transducer	
LCS-3D	3/31/15	5.0	63.0	140		Y	Dedicated Transducer	
LCS-3D	4/7/15	5.0	63.0	140		Y	Dedicated Transducer	
LCS-3D	4/14/15	5.0	63.0	140		Y	Dedicated Transducer	
LCS-3D	4/21/15	5.0	63.0	140		Y	Dedicated Transducer	
LCS-3D	4/28/15	5.0	63.0	140		Y	Dedicated Transducer	
LCS-3D	5/5/15	5.0	63.0	140		Y	Dedicated Transducer	
LCS-3D	5/12/15	5.0	63.0	140		Y	Dedicated Transducer	
LCS-3D	5/19/15	5.0	63.0	140		Y	Dedicated Transducer	
LCS-3D	5/26/15	5.0	63.0	140		Y	Dedicated Transducer	
LCS-3D	6/2/15	5.0	63.0	140		Y	Dedicated Transducer	
LCS-3D	6/9/15	5.0	63.0	140		Y	Dedicated Transducer	
LCS-3D	6/16/15	5.0	63.0	140		Y	Dedicated Transducer	
LCS-3D	6/23/15	5.0	63.0	140		Y	Dedicated Transducer	
LCS-3D	6/30/15	5.0	63.0	140		Y	Dedicated Transducer	
LCS-3D	7/7/15	5.0	63.0	140		Y	Dedicated Transducer	
LCS-3D	7/14/15	5.0	63.0	140		N	Dedicated Transducer	Pump pulled for regrading project
LCS-3D	7/21/15	5.0	63.0	140		N	Dedicated Transducer	Pump pulled for regrading project
LCS-3D	7/28/15	5.0	63.0	140		N	Dedicated Transducer	Pump pulled for regrading project
LCS-3D	8/4/15	5.0	63.0	140		N	Dedicated Transducer	Pump pulled for regrading project
LCS-3D	8/11/15	5.0	63.0	140		N	Dedicated Transducer	Pump pulled for regrading project
LCS-3D	8/18/15	5.0	63.0	140		N	Dedicated Transducer	Pump pulled for regrading project
LCS-3D	8/25/15	5.0	63.0	140		N	Dedicated Transducer	Pump pulled for regrading project
LCS-3D	9/1/15	5.0	63.0	140		N	Dedicated Transducer	Pump pulled for regrading project
LCS-3D	9/8/15	5.0	63.0	140		N	Dedicated Transducer	Pump pulled for regrading project
LCS-3D	9/15/15	5.0	63.0	140		N	Dedicated Transducer	Pump pulled for regrading project
LCS-3D	9/22/15	5.0	63.0	140		Y	Dedicated Transducer	Pump Re-installed.
LCS-3D	9/29/15		63.0	140		Y	Dedicated Transducer	Transducer out, pump operational
LCS-3D	10/6/15		63.0	140		Y	Dedicated Transducer	Transducer out, pump operational
LCS-3D	10/13/15		63.0	140		Y	Dedicated Transducer	Transducer out, pump operational
LCS-3D	10/22/15	5.0	63.0	140		Y	Dedicated Transducer	Transducer out, pump operational
LCS-3D	10/28/15	5.0	63.0	140		Y	Dedicated Transducer	Transducer out, pump operational
LCS-3D	11/3/15	5.0	63.0	140		Y	Dedicated Transducer	Transducer out, pump operational
LCS-3D	11/11/15	5.0	63.0	140		Y	Dedicated Transducer	Transducer out, pump operational
LCS-3D	11/17/15		63.0	140		Y	Dedicated Transducer	Transducer out, pump operational
LCS-3D	11/24/15		63.0	140		Y	Dedicated Transducer	Transducer out, pump operational
LCS-3D	12/1/15		63.0	140		Y	Dedicated Transducer	Transducer out, pump operational
LCS-3D	12/8/15		63.0	140		Y	Dedicated Transducer	Transducer out, pump operational
LCS-3D	12/15/15		63.0	140		Y	Dedicated Transducer	Transducer out, pump operational
LCS-3D	12/22/15		63.0	140		Y	Dedicated Transducer	Transducer out, pump operational
LCS-3D	12/29/15		63.0	140		Y	Dedicated Transducer	Transducer out, pump operational
LCS-3D	1/5/16		63.0	140		Y	Dedicated Transducer	Transducer out, pump operational
LCS-3D	1/12/16		63.0	140		Y	Dedicated Transducer	Transducer out, pump operational
LCS-3D	1/19/16		63.0	140		Y	Dedicated Transducer	Transducer out, pump operational
LCS-3D	1/26/16		63.0	140		Y	Dedicated Transducer	Transducer out, pump operational
LCS-3D	2/2/16		63.0	140		Y	Dedicated Transducer	Transducer out, pump operational
LCS-3D	2/9/16		63.0	140		Y	Dedicated Transducer	Transducer out, pump operational
LCS-3D	2/16/16		63.0	140		Y	Dedicated Transducer	Transducer out, pump operational
LCS-3D	2/23/16	5.0	63.0	140		Y	Dedicated Transducer	Transducer out, pump operational
LCS-3D	3/1/16	5.0	63.0	140		Y	Dedicated Transducer	Transducer out, pump operational
LCS-3D	3/8/16	5.0	63.0	140		Y	Dedicated Transducer	pump operational
LCS-3D	3/15/16	5.0	63.0	140		Y	Dedicated Transducer	pump operational
LCS-3D	3/22/16	5.0	63.0	140		Y	Dedicated Transducer	pump operational

LCS-3D Liquid Level Below Ground Surface



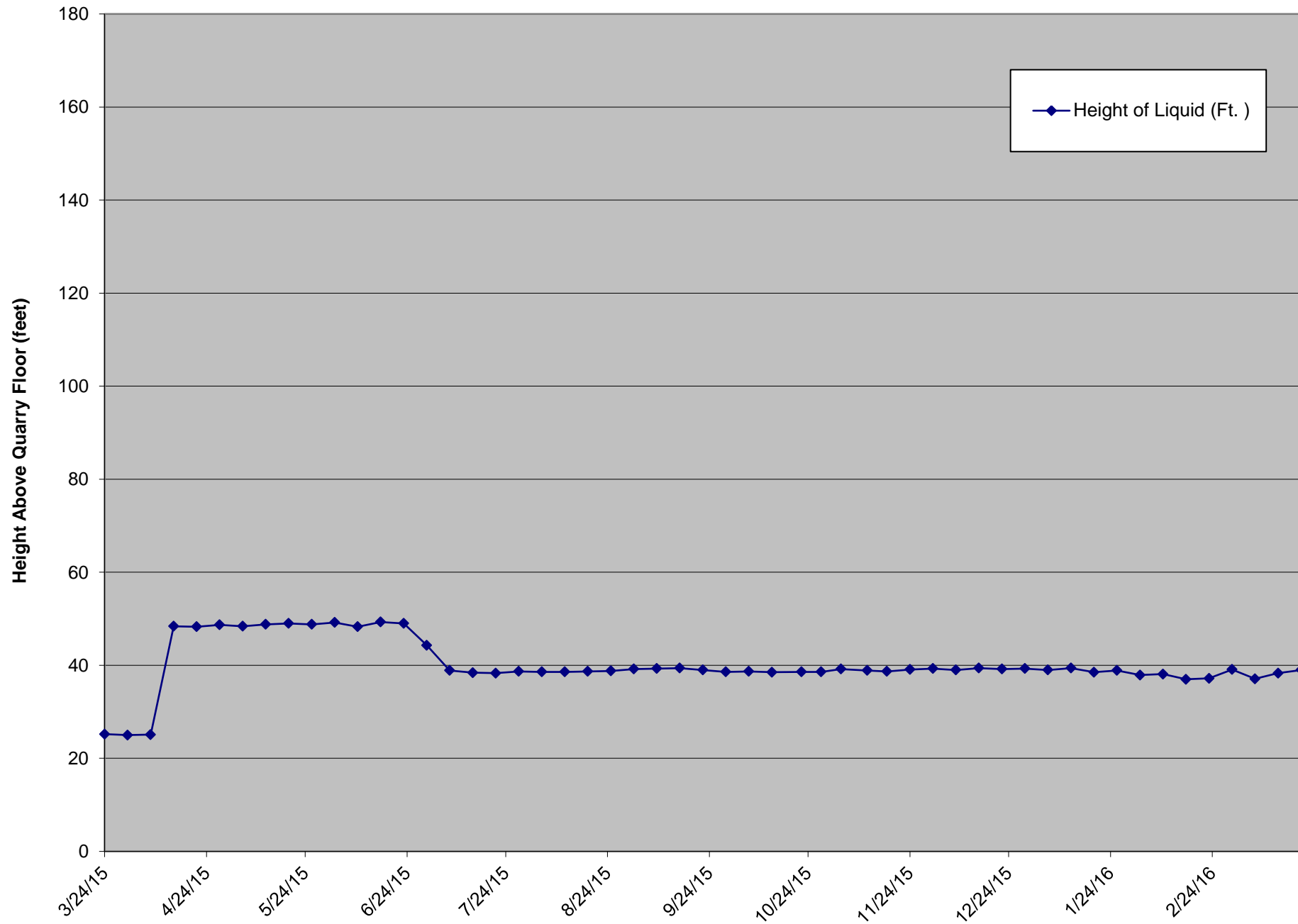
LCS Number	Date Reading Collected	Measured Liquid Level Below Ground Surface (Ft.)	Transducer Depth from Top of Casing (Ft.)	Base of Sump Elevation (Ft. MSL)	Pump on during measurement? (Y/N)	Liquid level meter used	Comments
LCS- 4B	3/24/15	63.0	81.0	244.00	Y	Dedicated Transducer	
LCS- 4B	3/31/15	74.0	81.0	244.00	Y	Dedicated Transducer	Liquid below pump and transducer depth from surface of 81'
LCS- 4B	4/7/15	74.0	81.0	244.00	Y	Dedicated Transducer	Liquid below pump and transducer depth from surface of 81'
LCS- 4B	4/14/15	74.0	81.0	244.00	Y	Dedicated Transducer	Liquid below pump and transducer depth from surface of 81'
LCS- 4B	4/21/15	74.0	81.0	244.00	Y	Dedicated Transducer	Liquid below pump and transducer depth from surface of 81'
LCS- 4B	4/28/15	74.0	81.0	244.00	Y	Dedicated Transducer	Liquid below pump and transducer depth from surface of 81'
LCS- 4B	5/5/15	74.0	81.0	244.00	Y	Dedicated Transducer	Liquid below pump and transducer depth from surface of 81'
LCS- 4B	5/12/15	74.0	81.0	244.00	Y	Dedicated Transducer	Liquid below pump and transducer depth from surface of 81'
LCS- 4B	5/19/15	74.0	81.0	244.00	Y	Dedicated Transducer	Liquid below pump and transducer depth from surface of 81'
LCS- 4B	5/26/15	74.0	81.0	244.00	Y	Dedicated Transducer	Liquid below pump and transducer depth from surface of 81'
LCS- 4B	6/2/15	74.0	81.0	244.00	Y	Dedicated Transducer	Liquid below pump and transducer depth from surface of 81'
LCS- 4B	6/9/15	74.0	81.0	244.00	Y	Dedicated Transducer	Liquid below pump and transducer depth from surface of 81'
LCS- 4B	6/16/15	74.0	81.0	244.00	Y	Dedicated Transducer	Liquid below pump and transducer depth from surface of 81'
LCS- 4B	6/23/15	74.0	81.0	244.00	Y	Dedicated Transducer	Liquid below pump and transducer depth from surface of 81'
LCS- 4B	6/30/15	74.0	81.0	244.00	Y	Dedicated Transducer	Liquid below pump and transducer depth from surface of 81'
LCS- 4B	7/7/15	74.0	81.0	244.00	Y	Dedicated Transducer	Liquid below pump and transducer depth from surface of 81'
LCS- 4B	7/14/15	74.0	81.0	244.00	Y	Dedicated Transducer	Liquid below pump and transducer depth from surface of 81'
LCS- 4B	7/21/15	74.0	81.0	244.00	Y	Dedicated Transducer	Liquid below pump and transducer depth from surface of 81'
LCS- 4B	7/28/15	74.0	81.0	244.00	Y	Dedicated Transducer	Liquid below pump and transducer depth from surface of 81'
LCS- 4B	8/4/15	74.0	81.0	244.00	Y	Dedicated Transducer	Liquid below pump and transducer depth from surface of 81'
LCS- 4B	8/11/15	74.0	81.0	244.00	Y	Dedicated Transducer	Liquid below pump and transducer depth from surface of 81'
LCS- 4B	8/18/15	74.0	81.0	244.00	Y	Dedicated Transducer	Liquid below pump and transducer depth from surface of 81'
LCS- 4B	8/25/15	74.0	81.0	244.00	Y	Dedicated Transducer	Liquid below pump and transducer depth from surface of 81'
LCS- 4B	9/1/15	74.0	81.0	244.00	Y	Dedicated Transducer	Liquid below pump and transducer depth from surface of 81'
LCS- 4B	9/8/15	74.0	81.0	244.00	Y	Dedicated Transducer	Liquid below pump and transducer depth from surface of 81'
LCS- 4B	9/15/15	74.0	81.0	244.00	Y	Dedicated Transducer	Liquid below pump and transducer depth from surface of 81'
LCS- 4B	9/22/15	74.0	81.0	244.00	Y	Dedicated Transducer	Liquid below pump and transducer depth from surface of 81'
LCS- 4B	9/29/15	74.0	81.0	244.00	Y	Dedicated Transducer	Transducer out, pump operational
LCS- 4B	10/6/15	74.0	81.0	244.00	Y	Dedicated Transducer	Transducer out, pump operational
LCS- 4B	10/13/15	74.0	81.0	244.00	Y	Dedicated Transducer	Transducer out, pump operational
LCS- 4B	10/22/15	74.0	81.0	244.00	Y	Dedicated Transducer	Transducer out, pump operational
LCS- 4B	10/28/15	74.0	81.0	244.00	Y	Dedicated Transducer	Transducer out, pump operational
LCS- 4B	11/3/15	74.0	81.0	244.00	Y	Dedicated Transducer	Transducer out, pump operational
LCS- 4B	11/11/15	74.0	81.0	244.00	Y	Dedicated Transducer	Transducer out, pump operational
LCS- 4B	11/17/15	74.0	81.0	244.00	Y	Dedicated Transducer	Transducer out, pump operational
LCS- 4B	11/24/15	74.0	81.0	244.00	Y	Dedicated Transducer	Transducer out, pump operational
LCS- 4B	12/1/15	74.0	81.0	244.00	Y	Dedicated Transducer	Transducer out, pump operational
LCS- 4B	12/8/15	74.0	81.0	244.00	Y	Dedicated Transducer	Transducer out, pump operational
LCS- 4B	12/15/15	74.0	81.0	244.00	Y	Dedicated Transducer	Transducer out, pump operational
LCS- 4B	12/22/15	74.0	81.0	244.00	Y	Dedicated Transducer	Transducer out, pump operational
LCS- 4B	12/29/15	74.0	81.0	244.00	Y	Dedicated Transducer	Transducer out, pump operational
LCS- 4B	1/5/16	74.0	81.0	244.00	Y	Dedicated Transducer	Transducer out, pump operational
LCS- 4B	1/12/16	74.0	81.0	244.00	Y	Dedicated Transducer	Transducer out, pump operational
LCS- 4B	1/19/16	74.0	81.0	244.00	Y	Dedicated Transducer	Transducer out, pump operational
LCS- 4B	1/26/16	74.0	81.0	244.00	Y	Dedicated Transducer	Transducer out, pump operational
LCS- 4B	2/2/16	74.0	81.0	244.00	Y	Dedicated Transducer	Transducer out, pump operational
LCS- 4B	2/9/16	74.0	81.0	244.00	Y	Dedicated Transducer	Transducer out, pump operational
LCS- 4B	2/16/16	74.0	81.0	244.00	Y	Dedicated Transducer	Pump operational, no flow detected, liquid level >81.0
LCS- 4B	2/23/16	74.0	81.0	244.00	Y	Dedicated Transducer	Pump operational, no flow detected, liquid level >81.0
LCS- 4B	3/1/16	74.0	81.0	244.00	Y	Dedicated Transducer	Pump operational, no flow detected, liquid level >81.0
LCS- 4B	3/8/16	74.0	81.0	244.00	Y	Dedicated Transducer	Pump operational, no flow detected, liquid level >81.0
LCS- 4B	3/15/16	74.0	81.0	244.00	Y	Dedicated Transducer	Pump operational, no flow detected, liquid level >81.0
LCS- 4B	3/22/16	74.0	81.0	244.00	Y	Dedicated Transducer	Pump operational, no flow detected, liquid level >81.0

LCS-4B Liquid Level Below Ground Surface



LCS Number	Date Reading Collected	Measured Liquid Level Above Transducer (Ft.)	Transducer Height above Floor of Quarry (Ft.)	Base of Sump Elevation (Ft. MSL)	Height of Liquid (Ft.)	Elevation of Leachate (Ft. MSL)	Pump on during measurement? (Y/N)	Liquid level meter used	Comments
LCS- 5A	3/24/15	10.2	15.0	235.4	25.2	260.60	Y	Dedicated Transducer	
LCS- 5A	3/31/15	10.0	15.0	235.4	25.0	260.40	Y	Dedicated Transducer	
LCS- 5A	4/7/15	10.1	15.0	235.4	25.1	260.50	Y	Dedicated Transducer	
LCS- 5A	4/14/15	33.4	15.0	235.4	48.4	283.80	Y	Dedicated Transducer	
LCS- 5A	4/21/15	33.3	15.0	235.4	48.3	283.70	Y	Dedicated Transducer	
LCS- 5A	4/28/15	33.7	15.0	235.4	48.7	284.10	Y	Dedicated Transducer	
LCS- 5A	5/5/15	33.4	15.0	235.4	48.4	283.80	Y	Dedicated Transducer	
LCS- 5A	5/12/15	33.8	15.0	235.4	48.8	284.20	Y	Dedicated Transducer	
LCS- 5A	5/19/15	34.0	15.0	235.4	49.0	284.40	Y	Dedicated Transducer	
LCS- 5A	5/26/15	33.8	15.0	235.4	48.8	284.20	Y	Dedicated Transducer	
LCS- 5A	6/2/15	34.2	15.0	235.4	49.2	284.60	Y	Dedicated Transducer	
LCS- 5A	6/9/15	33.3	15.0	235.4	48.3	283.70	Y	Dedicated Transducer	
LCS- 5A	6/16/15	34.3	15.0	235.4	49.3	284.70	Y	Dedicated Transducer	
LCS- 5A	6/23/15	34.0	15.0	235.4	49.0	284.40	Y	Dedicated Transducer	
LCS- 5A	6/30/15	29.3	15.0	235.4	44.3	279.70	Y	Dedicated Transducer	
LCS- 5A	7/7/15	23.9	15.0	235.4	38.9	274.30	Y	Dedicated Transducer	
LCS- 5A	7/14/15	23.4	15.0	235.4	38.4	273.80	Y	Dedicated Transducer	
LCS- 5A	7/21/15	23.3	15.0	235.4	38.3	273.70	Y	Dedicated Transducer	
LCS- 5A	7/28/15	23.7	15.0	235.4	38.7	274.10	Y	Dedicated Transducer	
LCS- 5A	8/4/15	23.6	15.0	235.4	38.6	274.00	Y	Dedicated Transducer	
LCS- 5A	8/11/15	23.6	15.0	235.4	38.6	274.00	Y	Dedicated Transducer	
LCS- 5A	8/18/15	23.7	15.0	235.4	38.7	274.10	Y	Dedicated Transducer	
LCS- 5A	8/25/15	23.8	15.0	235.4	38.8	274.20	Y	Dedicated Transducer	
LCS- 5A	9/1/15	24.2	15.0	235.4	39.2	274.60	Y	Dedicated Transducer	
LCS- 5A	9/8/15	24.3	15.0	235.4	39.3	274.70	Y	Dedicated Transducer	
LCS- 5A	9/15/15	24.4	15.0	235.4	39.4	274.80	Y	Dedicated Transducer	
LCS- 5A	9/22/15	24.0	15.0	235.4	39.0	274.40	Y	Dedicated Transducer	
LCS- 5A	9/29/15	23.6	15.0	235.4	38.6	274.00	Y	Dedicated Transducer	
LCS- 5A	10/6/15	23.7	15.0	235.4	38.7	274.10	Y	Dedicated Transducer	
LCS- 5A	10/13/15	23.5	15.0	235.4	38.5	273.90	Y	Dedicated Transducer	
LCS- 5A	10/22/15	23.6	15.0	235.4	38.6	274.00	Y	Dedicated Transducer	
LCS- 5A	10/28/15	23.6	15.0	235.4	38.6	274.00	Y	Dedicated Transducer	
LCS- 5A	11/3/15	24.2	15.0	235.4	39.2	274.60	Y	Dedicated Transducer	
LCS- 5A	11/11/15	23.9	15.0	235.4	38.9	274.30	Y	Dedicated Transducer	
LCS- 5A	11/17/15	23.7	15.0	235.4	38.7	274.10	Y	Dedicated Transducer	
LCS- 5A	11/24/15	24.1	15.0	235.4	39.1	274.50	Y	Dedicated Transducer	
LCS- 5A	12/1/15	24.3	15.0	235.4	39.3	274.70	Y	Dedicated Transducer	
LCS- 5A	12/8/15	24.0	15.0	235.4	39.0	274.40	Y	Dedicated Transducer	
LCS- 5A	12/15/15	24.4	15.0	235.4	39.4	274.80	Y	Dedicated Transducer	
LCS- 5A	12/22/15	24.2	15.0	235.4	39.2	274.60	Y	Dedicated Transducer	
LCS- 5A	12/29/15	24.3	15.0	235.4	39.3	274.70	Y	Dedicated Transducer	
LCS- 5A	1/5/16	24.0	15.0	235.4	39.0	274.40	Y	Dedicated Transducer	
LCS- 5A	1/12/16	24.4	15.0	235.4	39.4	274.80	Y	Dedicated Transducer	
LCS- 5A	1/19/16	23.5	15.0	235.4	38.5	273.90	Y	Dedicated Transducer	
LCS- 5A	1/26/16	23.9	15.0	235.4	38.9	274.30	Y	Dedicated Transducer	
LCS- 5A	2/2/16	22.9	15.0	235.4	37.9	273.30	Y	Dedicated Transducer	
LCS- 5A	2/9/16	23.1	15.0	235.4	38.1	273.50	Y	Dedicated Transducer	
LCS- 5A	2/16/16	22.0	15.0	235.4	37.0	272.40	Y	Dedicated Transducer	
LCS- 5A	2/23/16	22.2	15.0	235.4	37.2	272.60	Y	Dedicated Transducer	
LCS- 5A	3/1/16	24.1	15.0	235.4	39.1	274.50	Y	Dedicated Transducer	
LCS- 5A	3/8/16	22.1	15.0	235.4	37.1	272.50	Y	Dedicated Transducer	
LCS- 5A	3/15/16	23.3	15.0	235.4	38.3	273.70	Y	Dedicated Transducer	
LCS- 5A	3/22/16	24.0	15.0	235.4	39.0	274.40	Y	Dedicated Transducer	

LCS-5A Liquid Level Above Quarry Floor



LCS Number	Date Reading Collected	Measured Liquid Level Above Transducer (Ft.)	Transducer Height above Floor of Quarry (Ft.)	Base of Sump Elevation (Ft. MSL)	Height of Liquid (Ft.)	Elevation of Leachate (Ft. MSL)	Pump on during measurement? (Y/N)	Liquid level meter used	Comments
LCS- 6B	3/24/15	7.0	9.4	429.52	16.4	445.92	Y	Dedicated Transducer	
LCS- 6B	3/31/15	7.2	9.4	429.52	16.6	446.12	Y	Dedicated Transducer	
LCS- 6B	4/7/15	7.5	9.4	429.52	16.9	446.42	Y	Dedicated Transducer	
LCS- 6B	4/14/15	9.3	9.4	429.52	18.7	448.22	Y	Dedicated Transducer	
LCS- 6B	4/21/15	9.3	9.4	429.52	18.7	448.22	Y	Dedicated Transducer	
LCS- 6B	4/28/15	9.4	9.4	429.52	18.8	448.32	Y	Dedicated Transducer	
LCS- 6B	5/5/15	9.4	9.4	429.52	18.8	448.32	Y	Dedicated Transducer	
LCS- 6B	5/12/15	9.6	9.4	429.52	19.0	448.52	Y	Dedicated Transducer	
LCS- 6B	5/19/15	10.0	9.4	429.52	19.4	448.92	Y	Dedicated Transducer	
LCS- 6B	5/26/15	10.2	9.4	429.52	19.6	449.12	Y	Dedicated Transducer	
LCS- 6B	6/2/15	7.8	9.4	429.52	17.2	446.72	Y	Dedicated Transducer	
LCS- 6B	6/9/15	7.9	9.4	429.52	17.3	446.82	Y	Dedicated Transducer	
LCS- 6B	6/16/15	7.9	9.4	429.52	17.3	446.82	Y	Dedicated Transducer	
LCS- 6B	6/23/15	9.0	9.4	429.52	18.4	447.92	Y	Dedicated Transducer	
LCS- 6B	6/30/15	10.0	9.4	429.52	19.4	448.92	Y	Dedicated Transducer	
LCS- 6B	7/7/15	10.3	9.4	429.52	19.7	449.22	Y	Dedicated Transducer	
LCS- 6B	7/14/15	11.1	9.4	429.52	20.5	450.02	Y	Dedicated Transducer	
LCS- 6B	7/21/15	11.0	9.4	429.52	20.4	449.92	Y	Dedicated Transducer	
LCS- 6B	7/28/15	10.5	9.4	429.52	19.9	449.42	Y	Dedicated Transducer	
LCS- 6B	8/4/15	10.4	9.4	429.52	19.8	449.32	Y	Dedicated Transducer	
LCS- 6B	8/11/15	10.3	9.4	429.52	19.7	449.22	Y	Dedicated Transducer	
LCS- 6B	8/18/15	10.0	9.4	429.52	19.4	448.92	Y	Dedicated Transducer	
LCS- 6B	8/25/15	10.3	9.4	429.52	19.7	449.22	Y	Dedicated Transducer	
LCS- 6B	9/1/15	10.1	9.4	429.52	19.5	449.02	Y	Dedicated Transducer	
LCS- 6B	9/8/15	10.2	9.4	429.52	19.6	449.12	Y	Dedicated Transducer	
LCS- 6B	9/15/15	10.5	9.4	429.52	19.9	449.42	Y	Dedicated Transducer	
LCS- 6B	9/22/15	10.7	9.4	429.52	20.1	449.62	Y	Dedicated Transducer	
LCS- 6B	9/29/15	9.2	9.4	429.52	18.6	448.12	Y	Dedicated Transducer	
LCS- 6B	10/6/15	9.2	9.4	429.52	18.6	448.12	Y	Dedicated Transducer	
LCS- 6B	10/13/15	9.2	9.4	429.52	18.6	448.12	Y	Dedicated Transducer	
LCS- 6B	10/22/15	9.2	9.4	429.52	18.6	448.12	N	Dedicated Transducer	
LCS- 6B	10/28/15	9.2	9.4	429.52	18.6	448.12	N	Dedicated Transducer	
LCS- 6B	11/3/15	9.2	9.4	429.52	18.6	448.12	N	Dedicated Transducer	
LCS- 6B	11/11/15	9.2	9.4	429.52	18.6	448.12	N	Dedicated Transducer	
LCS- 6B	11/17/15	9.2	9.4	429.52	18.6	448.12	N	Dedicated Transducer	Pump Overcurrent Fault, Liquid Level still maintained
LCS- 6B	11/24/15	9.2	9.4	429.52	18.6	448.12	N	Dedicated Transducer	Pump Overcurrent Fault, Liquid Level still maintained
LCS- 6B	12/1/15	9.2	9.4	429.52	18.6	448.12	N	Dedicated Transducer	Pump Overcurrent Fault, Liquid Level still maintained
LCS- 6B	12/8/15	9.2	9.4	429.52	18.6	448.12	N	Dedicated Transducer	Pump Overcurrent Fault, Liquid Level still maintained
LCS- 6B	12/15/15	9.2	9.4	429.52	18.6	448.12	N	Dedicated Transducer	Pump Overcurrent Fault, Liquid Level still maintained
LCS- 6B	12/22/15	9.2	9.4	429.52	18.6	448.12	N	Dedicated Transducer	Pump Overcurrent Fault, Liquid Level still maintained
LCS- 6B	12/29/15	9.2	9.4	429.52	18.6	448.12	N	Dedicated Transducer	Pump Overcurrent Fault, Liquid Level still maintained
LCS- 6B	1/5/16	9.2	9.4	429.52	18.6	448.12	N	Dedicated Transducer	Pump Overcurrent Fault, Liquid Level still maintained
LCS- 6B	1/12/16	9.2	9.4	429.52	18.6	448.12	N	Dedicated Transducer	Pump Overcurrent Fault, Liquid Level still maintained
LCS- 6B	1/19/16	9.2	9.4	429.52	18.6	448.12	N	Dedicated Transducer	Pump replaced but power service damaged, repair scheduled
LCS- 6B	1/26/16	9.2	9.4	429.52	18.6	448.12	N	Dedicated Transducer	Pump replaced but power service damaged, repair scheduled
LCS- 6B	2/2/16	12.9	9.4	429.52	22.3	451.82	Y	Dedicated Transducer	Pump operational, level sensor accuracy to be verified the week of 2/15/2016
LCS- 6B	2/9/16	13.1	9.4	429.52	22.5	452.02	Y	Dedicated Transducer	
LCS- 6B	2/16/16	11.0	9.4	429.52	20.4	449.92	Y	Dedicated Transducer	Level sensor accuracy has been verified, original flow meter replaced with new system
LCS- 6B	2/23/16	10.2	9.4	429.52	19.6	449.12	Y	Dedicated Transducer	
LCS- 6B	3/1/16	11.1	9.4	429.52	20.5	450.02	Y	Dedicated Transducer	
LCS- 6B	3/8/16	11.3	9.4	429.52	20.7	450.22	Y	Dedicated Transducer	
LCS- 6B	3/15/16	11.1	9.4	429.52	20.5	450.02	Y	Dedicated Transducer	
LCS- 6B	3/22/16	10.8	9.4	429.52	20.2	449.72	Y	Dedicated Transducer	

LCS-6B Liquid Level Above Quarry Floor

