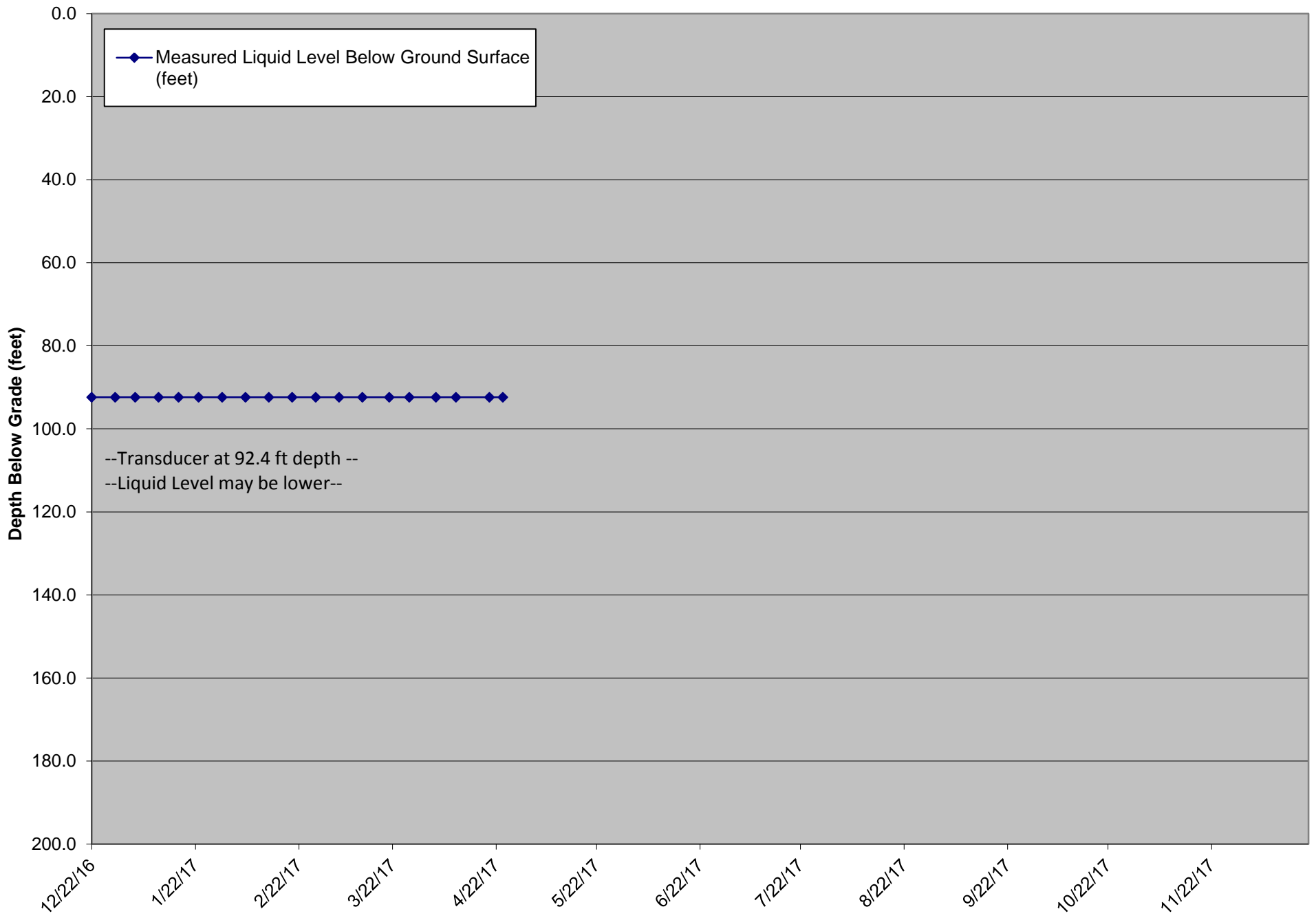
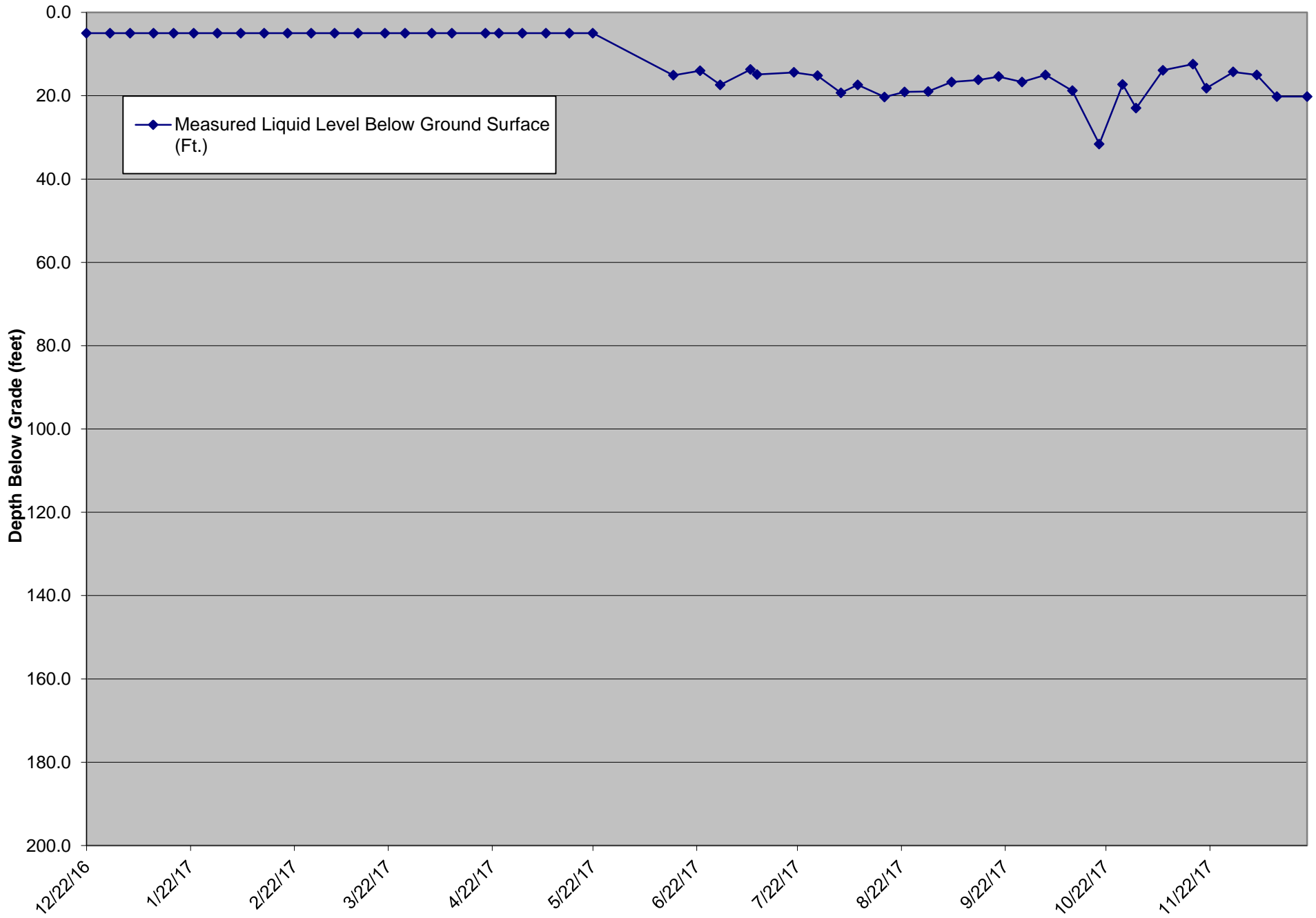


LCS-1D Liquid Level Below Ground Surface

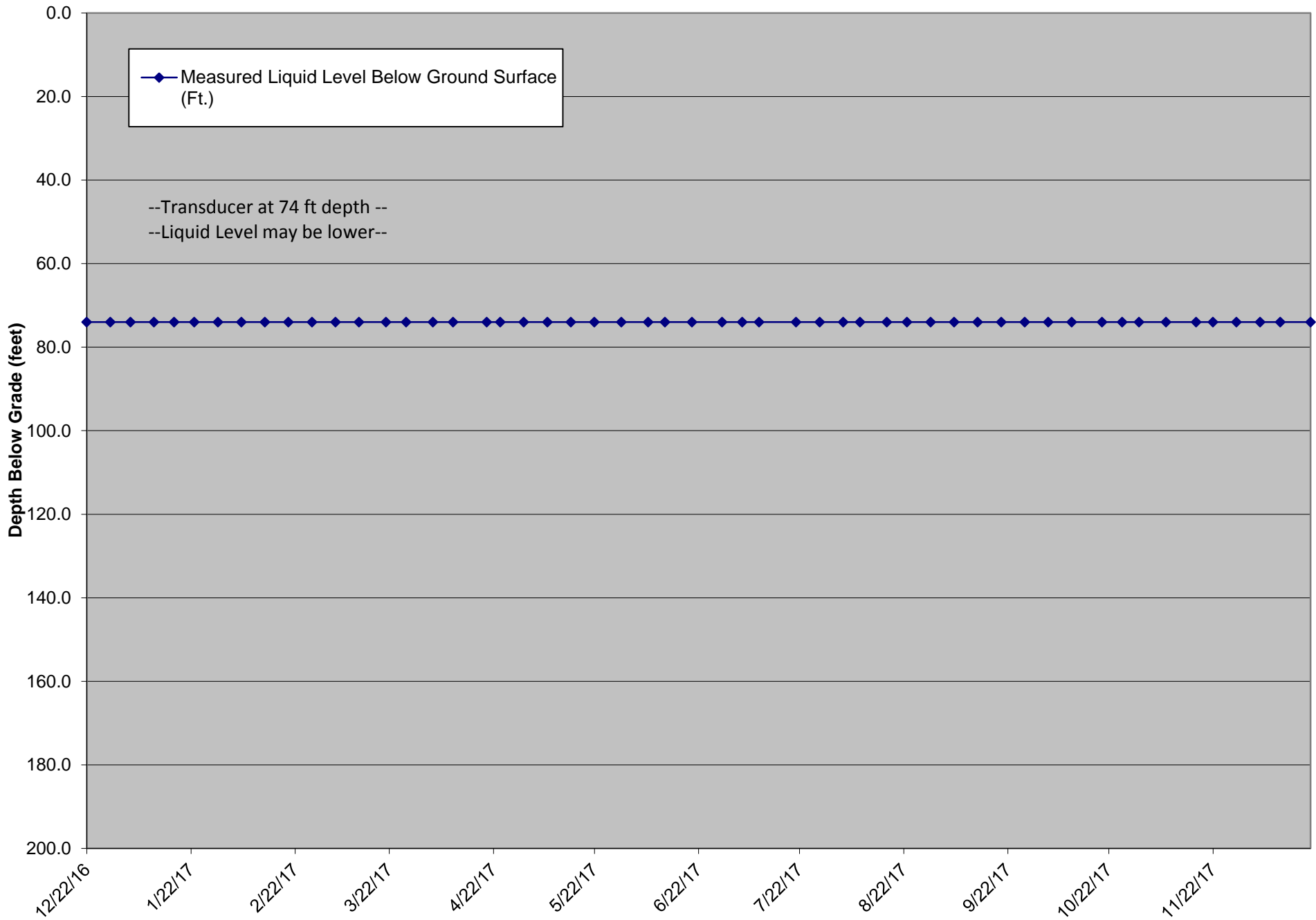


LCS Number	Date Reading Collected	Measured Liquid Level Below Ground Surface (Ft.)	Transducer Depth from Top of Casing (Ft.)	Well Total Depth from Top of Casing (Ft. MSL)	Elevation of Leachate (Ft. MSL)	Pump on during measurement? (Y/N)	Liquid level meter used	Comments
LCS-3D	12/22/16	5.0	63.0	140		N	Dedicated Transducer	Pump off, transducer continued reporting
LCS-3D	12/29/16	5.0	63.0	140		N	Dedicated Transducer	Pump off, transducer continued reporting
LCS-3D	1/4/17	5.0	63.0	140		N	Dedicated Transducer	Pump off, transducer continued reporting
LCS-3D	1/11/17	5.0	63.0	140		N	Dedicated Transducer	Pump off, transducer continued reporting
LCS-3D	1/17/17	5.0	63.0	140		N	Dedicated Transducer	Pump off, transducer continued reporting
LCS-3D	1/23/17	5.0	63.0	140		N	Dedicated Transducer	Pump off, transducer continued reporting
LCS-3D	1/30/17	5.0	63.0	140		N	Dedicated Transducer	Pump off, transducer continued reporting
LCS-3D	2/6/17	5.0	63.0	140		N	Dedicated Transducer	Pump off, transducer continued reporting
LCS-3D	2/13/17	5.0	63.0	140		N	Dedicated Transducer	Pump off, transducer continued reporting
LCS-3D	2/20/17	5.0	63.0	140		N	Dedicated Transducer	Pump off, transducer continued reporting
LCS-3D	2/27/17	5.0	63.0	140		N	Dedicated Transducer	Pump off, transducer continued reporting
LCS-3D	3/6/17	5.0	63.0	140		N	Dedicated Transducer	Pump off, transducer continued reporting
LCS-3D	3/13/17	5.0	63.0	140		N	Dedicated Transducer	Pump off, transducer continued reporting
LCS-3D	3/21/17	5.0	63.0	140		N	Dedicated Transducer	Pump off, transducer continued reporting
LCS-3D	3/27/17	5.0	63.0	140		N	Dedicated Transducer	Pump off, transducer continued reporting
LCS-3D	4/4/17	5.0	63.0	140		N	Dedicated Transducer	Pump off, transducer continued reporting
LCS-3D	4/10/17	5.0	63.0	140		N	Dedicated Transducer	Pump off, transducer continued reporting
LCS-3D	4/20/17	5.0	63.0	140		N	Dedicated Transducer	Pump off, transducer continued reporting
LCS-3D	4/24/17	5.0	63.0	140		N	Dedicated Transducer	Pump off, transducer continued reporting
LCS-3D	5/1/17	5.0	63.0	140		N	Dedicated Transducer	Pump off, transducer continued reporting
LCS-3D	5/8/17	5.0	63.0	140		N	Dedicated Transducer	Pump off, transducer continued reporting
LCS-3D	5/15/17	5.0	63.0	140		N	Dedicated Transducer	Pump off, transducer continued reporting
LCS-3D	5/22/17	5.0	63.0	140		N	Dedicated Transducer	Pump off, transducer continued reporting
LCS-3D	5/30/17		63.0	140		N	Dedicated Transducer	Pump/transducer maintenance ongoing
LCS-3D	6/7/17		63.0	140		N	Dedicated Transducer	Pump/transducer maintenance ongoing
LCS-3D	6/15/17	15.1	N/A	140		Y	Heron Dipper T	Pumps operational; liquid level measured manually
LCS-3D	6/23/17	14.0	N/A	140		Y	Heron Dipper T	Pumps operational; liquid level measured manually
LCS-3D	6/29/17	17.4	N/A	140		Y	Heron Dipper T	Pumps operational; liquid level measured manually
LCS-3D	7/8/17	13.7	N/A	140		Y	Heron Dipper T	Pumps operational; liquid level measured manually
LCS-3D	7/10/17	14.9	N/A	140		Y	Heron Dipper T	Pumps operational; liquid level measured manually
LCS-3D	7/21/17	14.4	N/A	140		Y	Heron Dipper T	Pumps operational; liquid level measured manually
LCS-3D	7/28/17	15.2	N/A	140		Y	Heron Dipper T	Pumps operational; liquid level measured manually
LCS-3D	8/4/17	19.3	N/A	140		Y	Heron Dipper T	Pumps operational; liquid level measured manually
LCS-3D	8/9/17	17.4	N/A	140		Y	Heron Dipper T	Pumps operational; liquid level measured manually
LCS-3D	8/17/17	20.3	N/A	140		Y	Heron Dipper T	Pumps operational; liquid level measured manually
LCS-3D	8/23/17	19.1	N/A	140		Y	Heron Dipper T	Pumps operational; liquid level measured manually
LCS-3D	8/30/17	19.0	N/A	140		Y	Heron Dipper T	Pumps operational; liquid level estimated from SCADA due to maintenance around LCS-3D.
LCS-3D	9/6/17	16.7	N/A	140		Y	Heron Dipper T	Pumps operational; liquid level measured manually
LCS-3D	9/14/17	16.2	N/A	140		Y	Heron Dipper T	Pumps operational; liquid level measured manually
LCS-3D	9/20/17	15.4	N/A	140		Y	Heron Dipper T	Pumps operational; liquid level measured manually
LCS-3D	9/27/17	16.7	N/A	140		Y	Heron Dipper T	Pumps operational; liquid level measured manually
LCS-3D	10/4/17	15.0	N/A	140		Y	Heron Dipper T	Pumps operational; liquid level measured manually
LCS-3D	10/12/17	18.8	N/A	140		Y	Heron Dipper T	Pumps operational; liquid level measured manually
LCS-3D	10/20/17	31.6	N/A	140		Y	Heron Dipper T	Pumps operational; liquid level measured manually
LCS-3D	10/27/17	17.3	N/A	140		Y	Heron Dipper T	Pumps operational; liquid level measured manually
LCS-3D	10/31/17	23.0	N/A	140		Y	Heron Dipper T	Pumps operational; liquid level measured manually
LCS-3D	11/8/17	13.9	N/A	140		Y	Heron Dipper T	Pumps operational; liquid level measured manually
LCS-3D	11/17/17	12.4	N/A	140		Y	Heron Dipper T	Pumps operational; liquid level measured manually
LCS-3D	11/21/17	18.2	N/A	140		N	Heron Dipper T	Pumps non-operational. Well will be extended and new line sets will be installed as part of east fill project. Liquid level measured manually.
LCS-3D	11/29/17	14.3	N/A	140		N	Heron Dipper T	Pumps non-operational. Well will be extended and new line sets will be installed as part of east fill project. Liquid level measured manually.
LCS-3D	12/6/17	15.0	N/A	140		N	Heron Dipper T	Pumps non-operational. Well will be extended and new line sets will be installed as part of east fill project. Liquid level measured manually.
LCS-3D	12/12/17	20.2	N/A	140		N	Heron Dipper T	Pumps non-operational. Well will be extended and new line sets will be installed as part of east fill project. Liquid level measured manually.
LCS-3D	12/21/17	20.2	N/A	140		N	Heron Dipper T	Pumps non-operational. Well will be extended and new line sets will be installed as part of east fill project. Liquid level measured manually.

LCS-3D Liquid Level Below Ground Surface

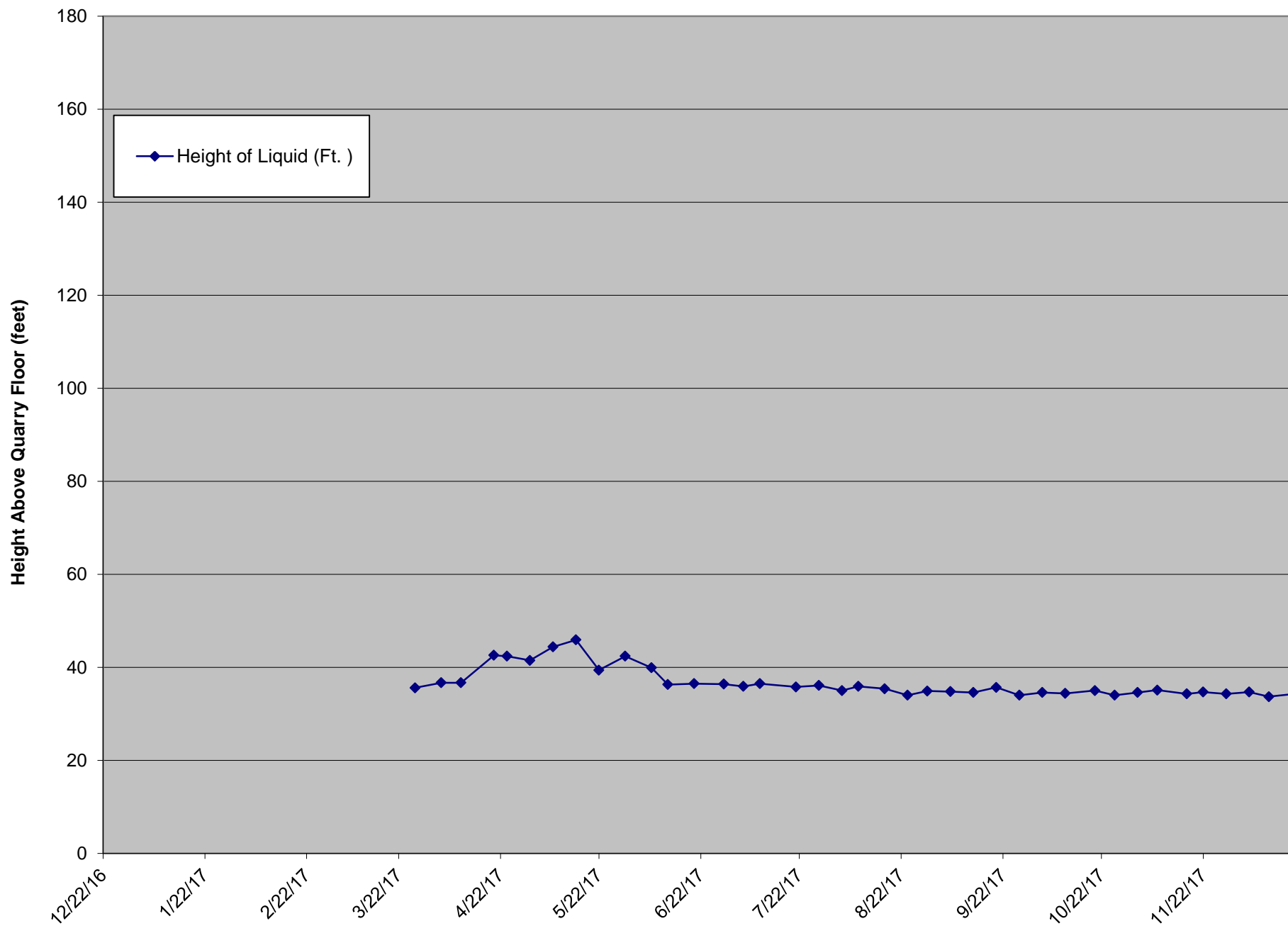


LCS-4B Liquid Level Below Ground Surface



LCS Number	Date Reading Collected	Measured Liquid Level Above Transducer (Ft.)	Transducer Height above Floor of Quarry (Ft.)	Base of Sump Elevation (Ft. MSL)	Height of Liquid (Ft.)	Elevation of Leachate (Ft. MSL)	Pump on during measurement? (Y/N)	Liquid level meter used	Comments
LCS- 5B	3/27/17	13.7	21.9	235.3	35.6	270.90	Y	Dedicated Transducer	
LCS- 5B	4/4/17	14.8	21.9	235.3	36.7	272.00	Y	Dedicated Transducer	
LCS- 5B	4/10/17	14.8	21.9	235.3	36.7	272.00	Y	Dedicated Transducer	
LCS- 5B	4/20/17	20.7	21.9	235.3	42.6	277.90	Y	Dedicated Transducer	
LCS- 5B	4/24/17	20.5	21.9	235.3	42.4	277.70	Y	Dedicated Transducer	
LCS- 5B	5/1/17	19.6	21.9	235.3	41.5	276.80	Y	Dedicated Transducer	
LCS- 5B	5/8/17	22.5	21.9	235.3	44.4	279.70	Y	Dedicated Transducer	
LCS- 5B	5/15/17	24.0	21.9	235.3	45.9	281.20	Y	Dedicated Transducer	
LCS- 5B	5/22/17	17.5	21.9	235.3	39.4	274.70	Y	Dedicated Transducer	
LCS- 5B	5/30/17	20.5	21.9	235.3	42.4	277.70	Y	Dedicated Transducer	
LCS- 5B	6/7/17	18.0	21.9	235.3	39.9	275.20	Y	Dedicated Transducer	
LCS- 5B	6/12/17	14.4	21.9	235.3	36.3	271.60	Y	Dedicated Transducer	
LCS- 5B	6/20/17	14.6	21.9	235.3	36.5	271.80	Y	Dedicated Transducer	
LCS- 5B	6/29/17	14.5	21.9	235.3	36.4	271.70	Y	Dedicated Transducer	
LCS- 5B	7/5/17	14.0	21.9	235.3	35.9	271.20	Y	Dedicated Transducer	
LCS- 5B	7/10/17	14.6	21.9	235.3	36.5	271.80	Y	Dedicated Transducer	
LCS- 5B	7/21/17	13.9	21.9	235.3	35.8	271.10	Y	Dedicated Transducer	
LCS- 5B	7/28/17	14.2	21.9	235.3	36.1	271.4	Y	Dedicated Transducer	
LCS- 5B	8/4/17	13.1	21.9	235.3	35.0	270.30	Y	Dedicated Transducer	
LCS- 5B	8/9/17	14.0	21.9	235.3	35.9	271.20	Y	Dedicated Transducer	
LCS- 5B	8/17/17	13.5	21.9	235.3	35.4	270.70	Y	Dedicated Transducer	
LCS- 5B	8/24/17	12.1	21.9	235.3	34.0	269.30	Y	Dedicated Transducer	
LCS- 5B	8/30/17	13.0	21.9	235.3	34.9	270.20	Y	Dedicated Transducer	
LCS- 5B	9/6/17	12.9	21.9	235.3	34.8	270.10	Y	Dedicated Transducer	
LCS- 5B	9/13/17	12.7	21.9	235.3	34.6	269.90	Y	Dedicated Transducer	
LCS- 5B	9/20/17	13.8	21.9	235.3	35.7	271.00	Y	Dedicated Transducer	
LCS- 5B	9/27/17	12.1	21.9	235.3	34.0	269.30	Y	Dedicated Transducer	
LCS- 5B	10/4/17	12.7	21.9	235.3	34.6	269.90	Y	Dedicated Transducer	
LCS- 5B	10/11/17	12.5	21.9	235.3	34.4	269.70	Y	Dedicated Transducer	
LCS- 5B	10/20/17	13.1	21.9	235.3	35.0	270.30	Y	Dedicated Transducer	
LCS- 5B	10/26/17	12.1	21.9	235.3	34.0	269.30	Y	Dedicated Transducer	Level sensor non-operational on 10/27/17. Level sensor replacement scheduled for 11/2/17
LCS- 5B	11/2/17	12.7	21.9	235.3	34.6	269.90	Y	Dedicated Transducer	Level sensor replaced 11/2/17. LCS-5B fully operational.
LCS- 5B	11/8/17	13.2	21.9	235.3	35.1	270.40	Y	Dedicated Transducer	
LCS- 5B	11/17/17	12.4	21.9	235.3	34.3	269.60	Y	Dedicated Transducer	
LCS- 5B	11/22/17	12.8	21.9	235.3	34.7	270.00	Y	Dedicated Transducer	
LCS- 5B	11/29/17	12.4	21.9	235.3	34.3	269.60	Y	Dedicated Transducer	
LCS- 5B	12/6/17	12.8	21.9	235.3	34.7	270.00	Y	Dedicated Transducer	
LCS- 5B	12/12/17	11.8	21.9	235.3	33.7	269.00	Y	Dedicated Transducer	
LCS- 5B	12/21/17	12.5	21.9	235.3	34.4	269.70	Y	Dedicated Transducer	

LCS-5B Liquid Level Above Quarry Floor



LCS Number	Date Reading Collected	Measured Liquid Level Above Transducer (Ft.)	Transducer Height above Floor of Quarry (Ft.)	Base of Sump Elevation (Ft. MSL)	Height of Liquid (Ft.)	Elevation of Leachate (Ft. MSL)	Pump on during measurement? (Y/N)	Liquid level meter used	Comments
LCS- 6B	12/22/16	11.9	9.4	429.52	21.3	450.82	Y	Dedicated Transducer	
LCS- 6B	12/29/16	11.5	9.4	429.52	20.9	450.42	Y	Dedicated Transducer	
LCS- 6B	1/4/17	12.2	9.4	429.52	21.6	451.12	Y	Dedicated Transducer	
LCS- 6B	1/11/17	12.4	9.4	429.52	21.8	451.32	Y	Dedicated Transducer	
LCS- 6B	1/17/17	8.9	9.4	429.52	18.3	447.82	Y	Dedicated Transducer	
LCS- 6B	1/23/17	9.3	9.4	429.52	18.7	448.17	Y	Dedicated Transducer	
LCS- 6B	1/30/17	8.8	9.4	429.52	18.2	447.72	Y	Dedicated Transducer	
LCS- 6B	2/6/17	9.6	9.4	429.52	19.0	448.52	Y	Dedicated Transducer	
LCS- 6B	2/13/17	8.9	9.4	429.52	18.3	447.82	Y	Dedicated Transducer	
LCS- 6B	2/20/17	9.0	9.4	429.52	18.4	447.92	Y	Dedicated Transducer	
LCS- 6B	2/27/17	10.0	9.4	429.52	19.4	448.92	Y	Dedicated Transducer	
LCS- 6B	3/6/17	10.1	9.4	429.52	19.5	449.02	Y	Dedicated Transducer	
LCS- 6B	3/13/17	9.0	9.4	429.52	18.4	447.92	Y	Dedicated Transducer	
LCS- 6B	3/21/17	9.5	9.4	429.52	18.9	448.42	Y	Dedicated Transducer	
LCS- 6B	3/27/17	9.7	9.4	429.52	19.1	448.62	Y	Dedicated Transducer	
LCS- 6B	4/4/17	9.9	9.4	429.52	19.3	448.82	Y	Dedicated Transducer	
LCS- 6B	4/10/17	9.1	9.4	429.52	18.5	448.02	Y	Dedicated Transducer	Pump shut down due to NQ capping construction activities, pumping resumed following week.
LCS- 6B	4/20/17	8.7	9.4	429.52	18.1	447.62	Y	Dedicated Transducer	
LCS- 6B	4/24/17	10.8	9.4	429.52	20.2	449.72	Y	Dedicated Transducer	
LCS- 6B	5/1/17	10.4	9.4	429.52	19.8	449.32	Y	Dedicated Transducer	
LCS- 6B	5/8/17	10.6	9.4	429.52	20.0	449.52	Y	Dedicated Transducer	
LCS- 6B	5/15/17	10.2	9.4	429.52	19.6	449.12	Y	Dedicated Transducer	
LCS- 6B	5/22/17	10.1	9.4	429.52	19.5	449.02	Y	Dedicated Transducer	
LCS- 6B	5/30/17	10.2	9.4	429.52	19.6	449.12	Y	Dedicated Transducer	
LCS- 6B	6/7/17	10.0	9.4	429.52	19.4	448.92	Y	Dedicated Transducer	
LCS- 6B	6/12/17	10.2	9.4	429.52	19.6	449.12	Y	Dedicated Transducer	
LCS- 6B	6/20/17	10.7	9.4	429.52	20.1	449.62	Y	Dedicated Transducer	
LCS- 6B	6/29/17	11.0	9.4	429.52	20.4	449.92	Y	Dedicated Transducer	
LCS- 6B	7/5/17	10.8	9.4	429.52	20.2	449.72	Y	Dedicated Transducer	
LCS- 6B	7/10/17	10.2	9.4	429.52	19.6	449.12	Y	Dedicated Transducer	
LCS- 6B	7/21/17	11.3	9.4	429.52	20.7	450.22	Y	Dedicated Transducer	
LCS- 6B	7/28/17	10.0	9.4	429.52	19.4	448.92	Y	Dedicated Transducer	
LCS- 6B	8/4/17	10.7	9.4	429.52	20.1	449.62	Y	Dedicated Transducer	
LCS- 6B	8/9/17	11.5	9.4	429.52	20.9	450.42	Y	Dedicated Transducer	
LCS- 6B	8/17/17	11.3	9.4	429.52	20.7	450.22	Y	Dedicated Transducer	
LCS- 6B	8/23/17	11.8	9.4	429.52	21.2	450.72	Y	Dedicated Transducer	
LCS- 6B	8/30/17	11.7	9.4	429.52	21.1	450.62	Y	Dedicated Transducer	
LCS- 6B	9/6/17	11.5	9.4	429.52	20.9	450.42	Y	Dedicated Transducer	
LCS- 6B	9/13/17	11.6	9.4	429.52	21.0	450.52	Y	Dedicated Transducer	
LCS- 6B	9/20/17	11.8	9.4	429.52	21.2	450.72	Y	Dedicated Transducer	
LCS- 6B	9/27/17	12.0	9.4	429.52	21.4	450.92	Y	Dedicated Transducer	
LCS- 6B	10/4/17	11.5	9.4	429.52	20.9	450.42	Y	Dedicated Transducer	
LCS- 6B	10/11/17	12.3	9.4	429.52	21.7	451.22	Y	Dedicated Transducer	
LCS- 6B	10/20/17	9.7	9.4	429.52	19.1	448.62	Y	Dedicated Transducer	
LCS- 6B	10/26/17	8.8	9.4	429.52	18.2	447.72	Y	Dedicated Transducer	
LCS- 6B	10/31/17	9.0	9.4	429.52	18.4	447.92	Y	Dedicated Transducer	
LCS- 6B	11/8/17	9.8	9.4	429.52	19.2	448.72	Y	Dedicated Transducer	
LCS- 6B	11/17/17	9.7	9.4	429.52	19.1	448.62	Y	Dedicated Transducer	
LCS- 6B	11/22/17	10.0	9.4	429.52	19.4	448.92	Y	Dedicated Transducer	
LCS- 6B	11/29/17	9.0	9.4	429.52	18.4	447.92	Y	Dedicated Transducer	
LCS- 6B	12/6/17	8.5	9.4	429.52	17.9	447.42	Y	Dedicated Transducer	
LCS- 6B	12/12/17	9.8	9.4	429.52	19.2	448.72	Y	Dedicated Transducer	
LCS- 6B	12/21/17	9.0	9.4	429.52	18.4	447.92	Y	Dedicated Transducer	

LCS-6B Liquid Level Above Quarry Floor

