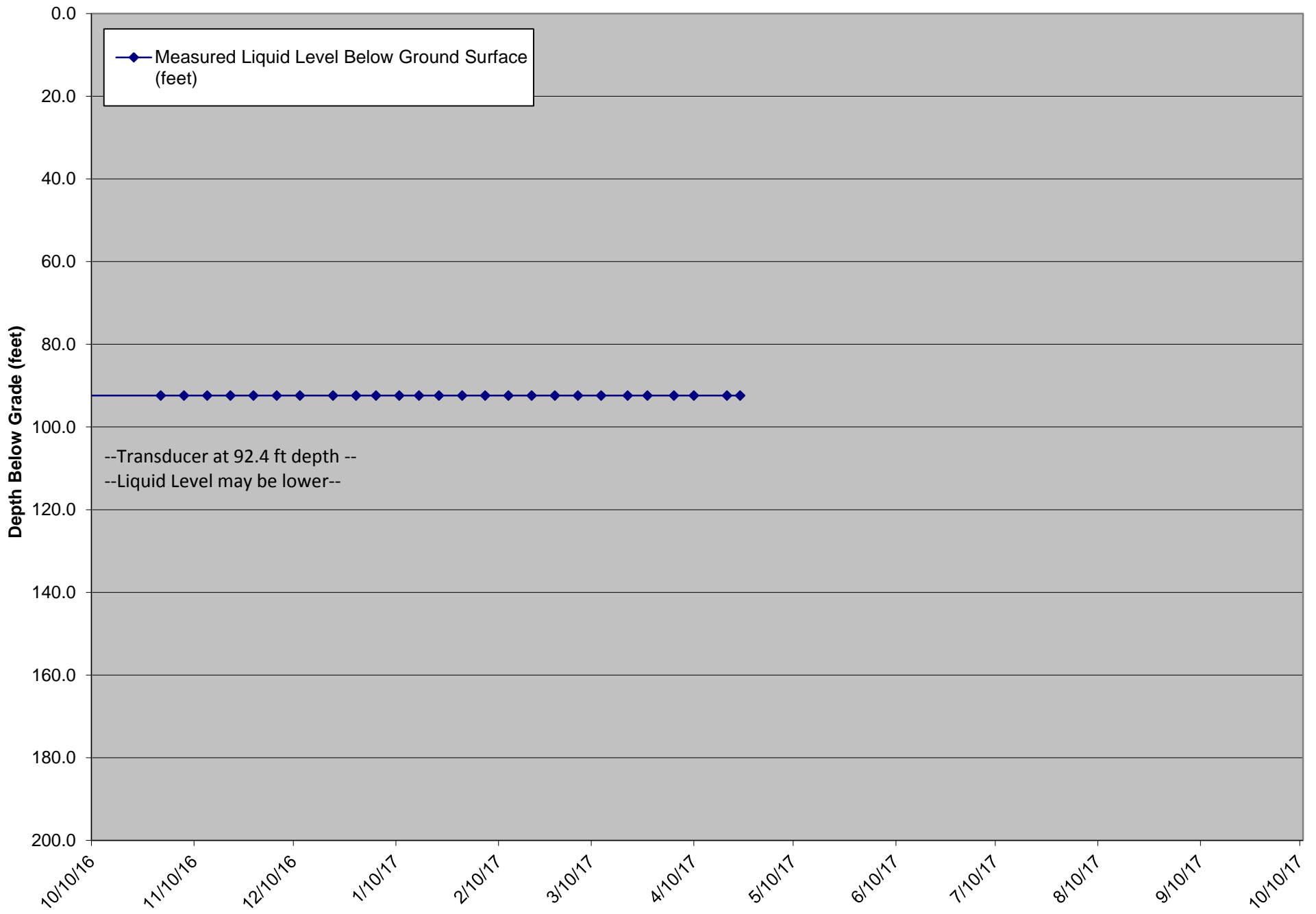




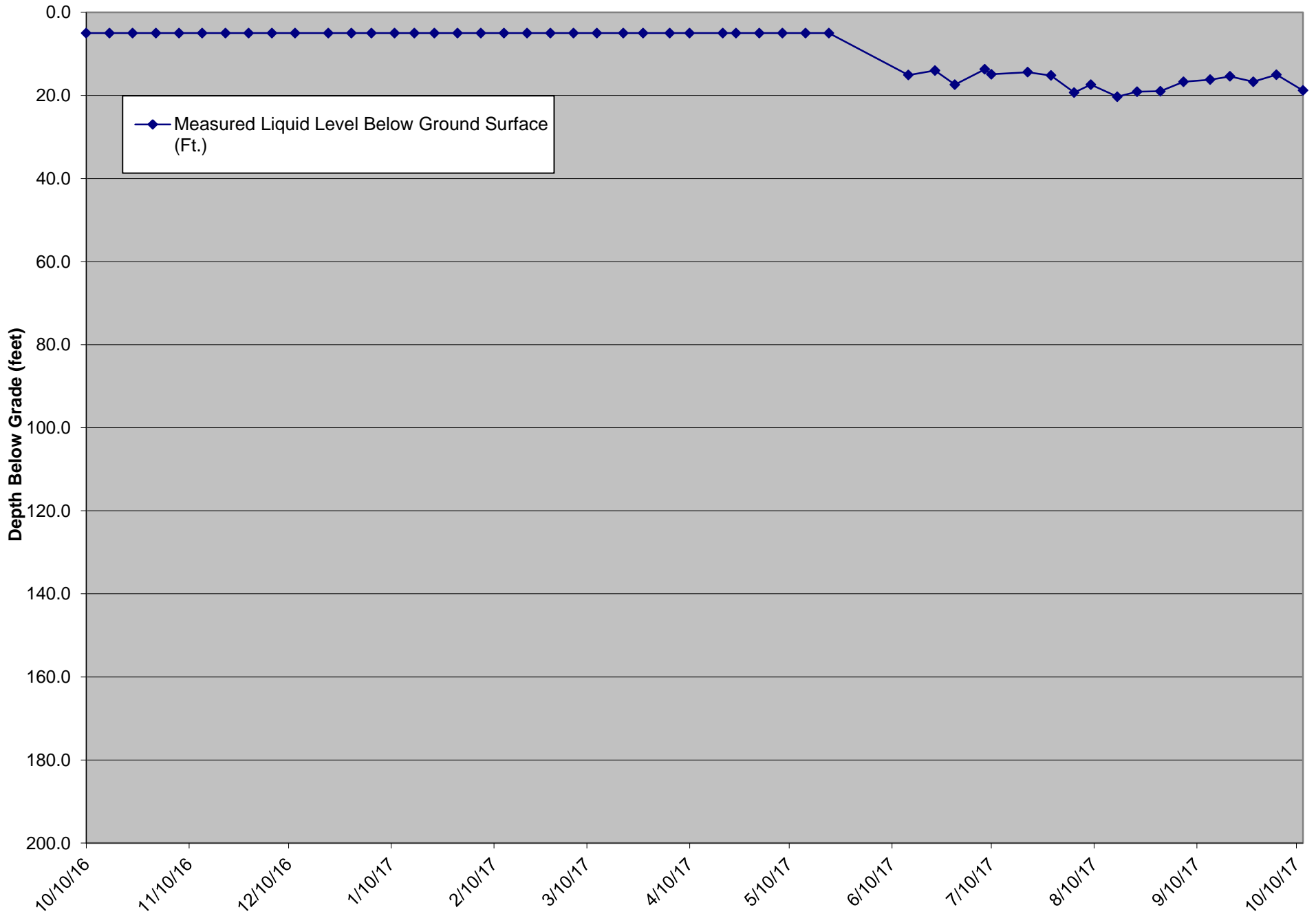
# LCS-1D Liquid Level Below Ground Surface





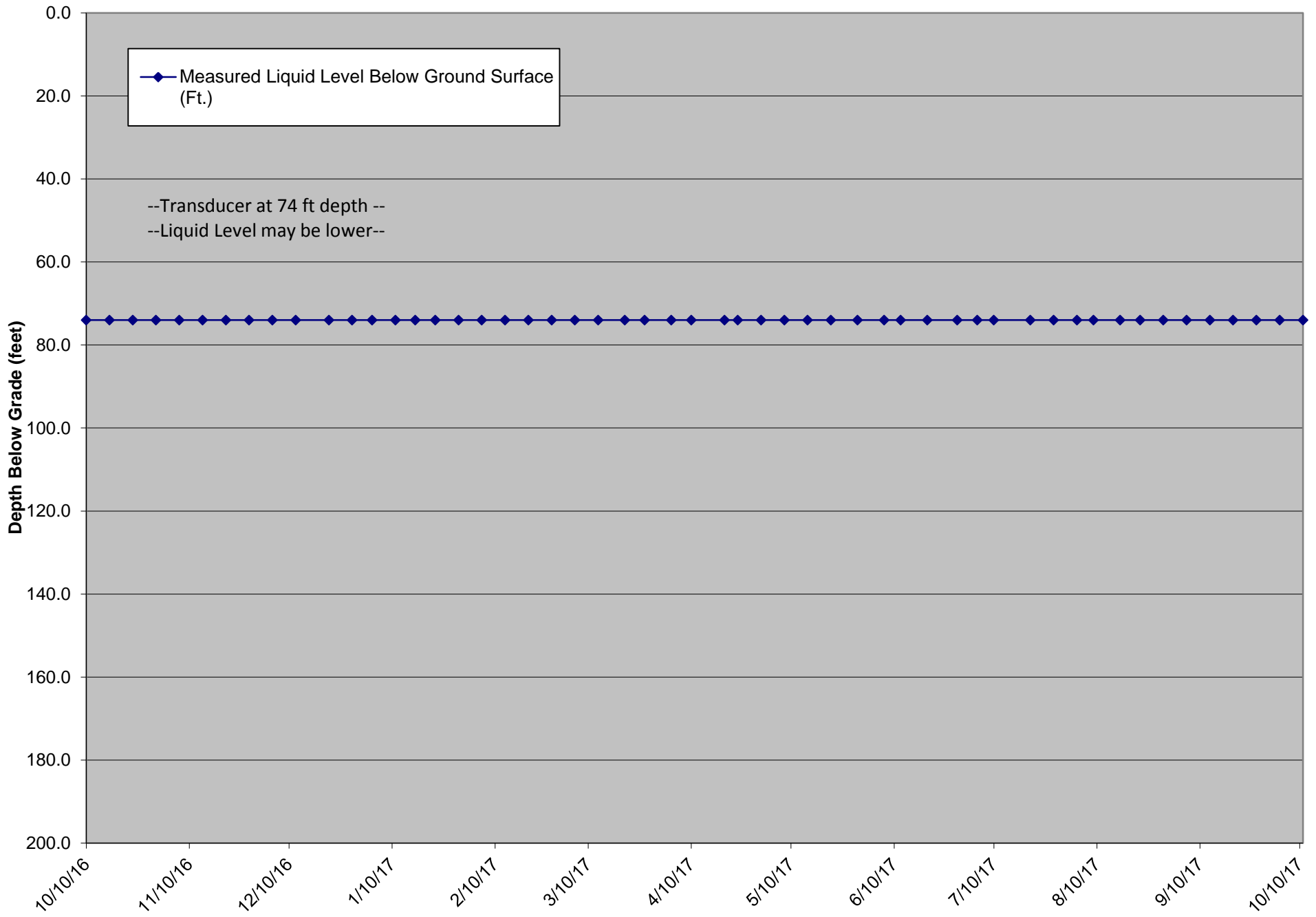
LCS Number	Date Reading Collected	Measured Liquid Level Below Ground Surface (Ft.)	Transducer Depth from Top of Casing (Ft.)	Well Total Depth from Top of Casing (Ft. MSL)	Elevation of Leachate (Ft. MSL)	Pump on during measurement? (Y/N)	Liquid level meter used	Comments
LCS-3D	10/10/16	5.0	63.0	140		N	Dedicated Transducer	Pump off, transducer continued reporting
LCS-3D	10/17/16	5.0	63.0	140		N	Dedicated Transducer	Pump off, transducer continued reporting
LCS-3D	10/24/16	5.0	63.0	140		N	Dedicated Transducer	Pump off, transducer continued reporting
LCS-3D	10/31/16	5.0	63.0	140		N	Dedicated Transducer	Pump off, transducer continued reporting
LCS-3D	11/7/16	5.0	63.0	140		N	Dedicated Transducer	Pump off, transducer continued reporting
LCS-3D	11/14/16	5.0	63.0	140		N	Dedicated Transducer	Pump off, transducer continued reporting
LCS-3D	11/21/16	5.0	63.0	140		N	Dedicated Transducer	Pump off, transducer continued reporting
LCS-3D	11/28/16	5.0	63.0	140		N	Dedicated Transducer	Pump off, transducer continued reporting
LCS-3D	12/5/16	5.0	63.0	140		N	Dedicated Transducer	Pump off, transducer continued reporting
LCS-3D	12/12/16	5.0	63.0	140		N	Dedicated Transducer	Pump off, transducer continued reporting
LCS-3D	12/22/16	5.0	63.0	140		N	Dedicated Transducer	Pump off, transducer continued reporting
LCS-3D	12/29/16	5.0	63.0	140		N	Dedicated Transducer	Pump off, transducer continued reporting
LCS-3D	1/4/17	5.0	63.0	140		N	Dedicated Transducer	Pump off, transducer continued reporting
LCS-3D	1/11/17	5.0	63.0	140		N	Dedicated Transducer	Pump off, transducer continued reporting
LCS-3D	1/17/17	5.0	63.0	140		N	Dedicated Transducer	Pump off, transducer continued reporting
LCS-3D	1/23/17	5.0	63.0	140		N	Dedicated Transducer	Pump off, transducer continued reporting
LCS-3D	1/30/17	5.0	63.0	140		N	Dedicated Transducer	Pump off, transducer continued reporting
LCS-3D	2/6/17	5.0	63.0	140		N	Dedicated Transducer	Pump off, transducer continued reporting
LCS-3D	2/13/17	5.0	63.0	140		N	Dedicated Transducer	Pump off, transducer continued reporting
LCS-3D	2/20/17	5.0	63.0	140		N	Dedicated Transducer	Pump off, transducer continued reporting
LCS-3D	2/27/17	5.0	63.0	140		N	Dedicated Transducer	Pump off, transducer continued reporting
LCS-3D	3/6/17	5.0	63.0	140		N	Dedicated Transducer	Pump off, transducer continued reporting
LCS-3D	3/13/17	5.0	63.0	140		N	Dedicated Transducer	Pump off, transducer continued reporting
LCS-3D	3/21/17	5.0	63.0	140		N	Dedicated Transducer	Pump off, transducer continued reporting
LCS-3D	3/27/17	5.0	63.0	140		N	Dedicated Transducer	Pump off, transducer continued reporting
LCS-3D	4/4/17	5.0	63.0	140		N	Dedicated Transducer	Pump off, transducer continued reporting
LCS-3D	4/10/17	5.0	63.0	140		N	Dedicated Transducer	Pump off, transducer continued reporting
LCS-3D	4/20/17	5.0	63.0	140		N	Dedicated Transducer	Pump off, transducer continued reporting
LCS-3D	4/24/17	5.0	63.0	140		N	Dedicated Transducer	Pump off, transducer continued reporting
LCS-3D	5/1/17	5.0	63.0	140		N	Dedicated Transducer	Pump off, transducer continued reporting
LCS-3D	5/8/17	5.0	63.0	140		N	Dedicated Transducer	Pump off, transducer continued reporting
LCS-3D	5/15/17	5.0	63.0	140		N	Dedicated Transducer	Pump off, transducer continued reporting
LCS-3D	5/22/17	5.0	63.0	140		N	Dedicated Transducer	Pump off, transducer continued reporting
LCS-3D	5/30/17		63.0	140		N	Dedicated Transducer	Pump/transducer maintenance ongoing
LCS-3D	6/7/17		63.0	140		N	Dedicated Transducer	Pump/transducer maintenance ongoing
LCS-3D	6/15/17	15.1	N/A	140		Y	Heron Dipper T	Pumps operational; liquid level measured manually
LCS-3D	6/23/17	14.0	N/A	140		Y	Heron Dipper T	Pumps operational; liquid level measured manually
LCS-3D	6/29/17	17.4	N/A	140		Y	Heron Dipper T	Pumps operational; liquid level measured manually
LCS-3D	7/8/17	13.7	N/A	140		Y	Heron Dipper T	Pumps operational; liquid level measured manually
LCS-3D	7/10/17	14.9	N/A	140		Y	Heron Dipper T	Pumps operational; liquid level measured manually
LCS-3D	7/21/17	14.4	N/A	140		Y	Heron Dipper T	Pumps operational; liquid level measured manually
LCS-3D	7/28/17	15.2	N/A	140		Y	Heron Dipper T	Pumps operational; liquid level measured manually
LCS-3D	8/4/17	19.3	N/A	140		Y	Heron Dipper T	Pumps operational; liquid level measured manually
LCS-3D	8/9/17	17.4	N/A	140		Y	Heron Dipper T	Pumps operational; liquid level measured manually
LCS-3D	8/17/17	20.3	N/A	140		Y	Heron Dipper T	Pumps operational; liquid level measured manually
LCS-3D	8/23/17	19.1	N/A	140		Y	Heron Dipper T	Pumps operational; liquid level measured manually
LCS-3D	8/30/17	19.0	N/A	140		Y	Heron Dipper T	Pumps operational; liquid level estimated from SCADA due to maintenance around LCS-3D.
LCS-3D	9/6/17	16.7	N/A	140		Y	Heron Dipper T	Pumps operational; liquid level measured manually
LCS-3D	9/14/17	16.2	N/A	140		Y	Heron Dipper T	Pumps operational; liquid level measured manually
LCS-3D	9/20/17	15.4	N/A	140		Y	Heron Dipper T	Pumps operational; liquid level measured manually
LCS-3D	9/27/17	16.7	N/A	140		Y	Heron Dipper T	Pumps operational; liquid level measured manually
LCS-3D	10/4/17	15.0	N/A	140		Y	Heron Dipper T	Pumps operational; liquid level measured manually
LCS-3D	10/12/17	18.8	N/A	140		Y	Heron Dipper T	Pumps operational; liquid level measured manually

### LCS-3D Liquid Level Below Ground Surface





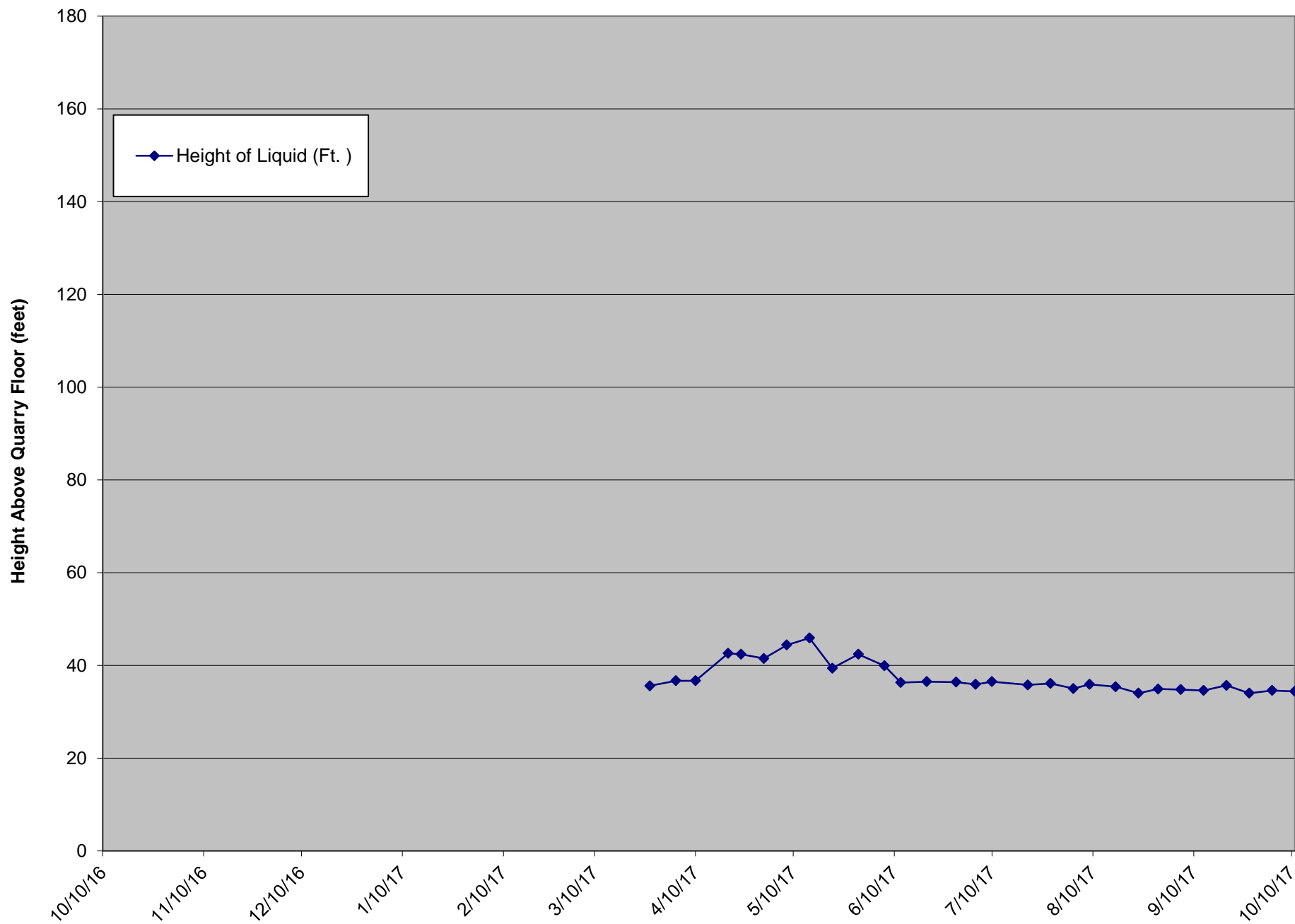
# LCS-4B Liquid Level Below Ground Surface



LCS Number	Date Reading Collected	Measured Liquid Level Above Transducer (Ft.)	Transducer Height above Floor of Quarry (Ft.)	Base of Sump Elevation (Ft. MSL)	Height of Liquid (Ft. )	Elevation of Leachate (Ft. MSL)	Pump on during measurement? (Y/N)	Liquid level meter used	Comments
LCS- 5B	3/27/17	13.7	21.9	235.3	35.6	270.90	Y	Dedicated Transducer	
LCS- 5B	4/4/17	14.8	21.9	235.3	36.7	272.00	Y	Dedicated Transducer	
LCS- 5B	4/10/17	14.8	21.9	235.3	36.7	272.00	Y	Dedicated Transducer	
LCS- 5B	4/20/17	20.7	21.9	235.3	42.6	277.90	Y	Dedicated Transducer	
LCS- 5B	4/24/17	20.5	21.9	235.3	42.4	277.70	Y	Dedicated Transducer	
LCS- 5B	5/1/17	19.6	21.9	235.3	41.5	276.80	Y	Dedicated Transducer	
LCS- 5B	5/8/17	22.5	21.9	235.3	44.4	279.70	Y	Dedicated Transducer	
LCS- 5B	5/15/17	24.0	21.9	235.3	45.9	281.20	Y	Dedicated Transducer	
LCS- 5B	5/22/17	17.5	21.9	235.3	39.4	274.70	Y	Dedicated Transducer	
LCS- 5B	5/30/17	20.5	21.9	235.3	42.4	277.70	Y	Dedicated Transducer	
LCS- 5B	6/7/17	18.0	21.9	235.3	39.9	275.20	Y	Dedicated Transducer	
LCS- 5B	6/12/17	14.4	21.9	235.3	36.3	271.60	Y	Dedicated Transducer	
LCS- 5B	6/20/17	14.6	21.9	235.3	36.5	271.80	Y	Dedicated Transducer	
LCS- 5B	6/29/17	14.5	21.9	235.3	36.4	271.70	Y	Dedicated Transducer	
LCS- 5B	7/5/17	14.0	21.9	235.3	35.9	271.20	Y	Dedicated Transducer	
LCS- 5B	7/10/17	14.6	21.9	235.3	36.5	271.80	Y	Dedicated Transducer	
LCS- 5B	7/21/17	13.9	21.9	235.3	35.8	271.10	Y	Dedicated Transducer	
LCS- 5B	7/28/17	14.2	21.9	235.3	36.1	271.4	Y	Dedicated Transducer	
LCS- 5B	8/4/17	13.1	21.9	235.3	35.0	270.30	Y	Dedicated Transducer	
LCS- 5B	8/9/17	14.0	21.9	235.3	35.9	271.20	Y	Dedicated Transducer	
LCS- 5B	8/17/17	13.5	21.9	235.3	35.4	270.70	Y	Dedicated Transducer	
LCS- 5B	8/24/17	12.1	21.9	235.3	34.0	269.30	Y	Dedicated Transducer	
LCS- 5B	8/30/17	13.0	21.9	235.3	34.9	270.20	Y	Dedicated Transducer	
LCS- 5B	9/6/17	12.9	21.9	235.3	34.8	270.10	Y	Dedicated Transducer	
LCS- 5B	9/13/17	12.7	21.9	235.3	34.6	269.90	Y	Dedicated Transducer	
LCS- 5B	9/20/17	13.8	21.9	235.3	35.7	271.00	Y	Dedicated Transducer	
LCS- 5B	9/27/17	12.1	21.9	235.3	34.0	269.30	Y	Dedicated Transducer	
LCS- 5B	10/4/17	12.7	21.9	235.3	34.6	269.90	Y	Dedicated Transducer	
LCS- 5B	10/11/17	12.5	21.9	235.3	34.4	269.70	Y	Dedicated Transducer	



### LCS-5B Liquid Level Above Quarry Floor



LCS Number	Date Reading Collected	Measured Liquid Level Above Transducer (Ft.)	Transducer Height above Floor of Quarry (Ft.)	Base of Sump Elevation (Ft. MSL)	Height of Liquid (Ft. )	Elevation of Leachate (Ft. MSL)	Pump on during measurement? (Y/N)	Liquid level meter used	Comments
LCS- 6B	10/10/16	9.9	9.4	429.52	19.3	448.82	Y	Dedicated Transducer	
LCS- 6B	10/18/16	10.0	9.4	429.52	19.4	448.92	Y	Dedicated Transducer	
LCS- 6B	10/28/16	8.6	9.4	429.52	18.0	447.52	Y	Dedicated Transducer	
LCS- 6B	11/2/16	10.9	9.4	429.52	20.3	449.82	Y	Dedicated Transducer	
LCS- 6B	11/9/16	12.5	9.4	429.52	21.9	451.42	N	Dedicated Transducer	Pump Overcurrent Fault. Transducer operational. Liquid Level still maintained
LCS- 6B	11/14/16	8.9	9.4	429.52	18.3	447.82	Y	Dedicated Transducer	
LCS- 6B	11/21/16	11.2	9.4	429.52	20.6	450.12	Y	Dedicated Transducer	
LCS- 6B	11/28/16	10.5	9.4	429.52	19.9	449.42	Y	Dedicated Transducer	
LCS- 6B	12/7/16	9.1	9.4	429.52	18.5	448.02	Y	Dedicated Transducer	
LCS- 6B	12/13/16	14.7	9.4	429.52	24.1	453.62	Y	Dedicated Transducer	
LCS- 6B	12/22/16	11.9	9.4	429.52	21.3	450.82	Y	Dedicated Transducer	
LCS- 6B	12/29/16	11.5	9.4	429.52	20.9	450.42	Y	Dedicated Transducer	
LCS- 6B	1/4/17	12.2	9.4	429.52	21.6	451.12	Y	Dedicated Transducer	
LCS- 6B	1/11/17	12.4	9.4	429.52	21.8	451.32	Y	Dedicated Transducer	
LCS- 6B	1/17/17	8.9	9.4	429.52	18.3	447.82	Y	Dedicated Transducer	
LCS- 6B	1/23/17	9.3	9.4	429.52	18.7	448.17	Y	Dedicated Transducer	
LCS- 6B	1/30/17	8.8	9.4	429.52	18.2	447.72	Y	Dedicated Transducer	
LCS- 6B	2/6/17	9.6	9.4	429.52	19.0	448.52	Y	Dedicated Transducer	
LCS- 6B	2/13/17	8.9	9.4	429.52	18.3	447.82	Y	Dedicated Transducer	
LCS- 6B	2/20/17	9.0	9.4	429.52	18.4	447.92	Y	Dedicated Transducer	
LCS- 6B	2/27/17	10.0	9.4	429.52	19.4	448.92	Y	Dedicated Transducer	
LCS- 6B	3/6/17	10.1	9.4	429.52	19.5	449.02	Y	Dedicated Transducer	
LCS- 6B	3/13/17	9.0	9.4	429.52	18.4	447.92	Y	Dedicated Transducer	
LCS- 6B	3/21/17	9.5	9.4	429.52	18.9	448.42	Y	Dedicated Transducer	
LCS- 6B	3/27/17	9.7	9.4	429.52	19.1	448.62	Y	Dedicated Transducer	
LCS- 6B	4/4/17	9.9	9.4	429.52	19.3	448.82	Y	Dedicated Transducer	
LCS- 6B	4/10/17	9.1	9.4	429.52	18.5	448.02	Y	Dedicated Transducer	Pump shut down due to NQ capping construction activities, pumping resumed following week.
LCS- 6B	4/20/17	8.7	9.4	429.52	18.1	447.62	Y	Dedicated Transducer	
LCS- 6B	4/24/17	10.8	9.4	429.52	20.2	449.72	Y	Dedicated Transducer	
LCS- 6B	5/1/17	10.4	9.4	429.52	19.8	449.32	Y	Dedicated Transducer	
LCS- 6B	5/8/17	10.6	9.4	429.52	20.0	449.52	Y	Dedicated Transducer	
LCS- 6B	5/15/17	10.2	9.4	429.52	19.6	449.12	Y	Dedicated Transducer	
LCS- 6B	5/22/17	10.1	9.4	429.52	19.5	449.02	Y	Dedicated Transducer	
LCS- 6B	5/30/17	10.2	9.4	429.52	19.6	449.12	Y	Dedicated Transducer	
LCS- 6B	6/7/17	10.0	9.4	429.52	19.4	448.92	Y	Dedicated Transducer	
LCS- 6B	6/12/17	10.2	9.4	429.52	19.6	449.12	Y	Dedicated Transducer	
LCS- 6B	6/20/17	10.7	9.4	429.52	20.1	449.62	Y	Dedicated Transducer	
LCS- 6B	6/29/17	11.0	9.4	429.52	20.4	449.92	Y	Dedicated Transducer	
LCS- 6B	7/5/17	10.8	9.4	429.52	20.2	449.72	Y	Dedicated Transducer	
LCS- 6B	7/10/17	10.2	9.4	429.52	19.6	449.12	Y	Dedicated Transducer	
LCS- 6B	7/21/17	11.3	9.4	429.52	20.7	450.22	Y	Dedicated Transducer	
LCS- 6B	7/28/17	10.0	9.4	429.52	19.4	448.92	Y	Dedicated Transducer	
LCS- 6B	8/4/17	10.7	9.4	429.52	20.1	449.62	Y	Dedicated Transducer	
LCS- 6B	8/9/17	11.5	9.4	429.52	20.9	450.42	Y	Dedicated Transducer	
LCS- 6B	8/17/17	11.3	9.4	429.52	20.7	450.22	Y	Dedicated Transducer	
LCS- 6B	8/23/17	11.8	9.4	429.52	21.2	450.72	Y	Dedicated Transducer	
LCS- 6B	8/30/17	11.7	9.4	429.52	21.1	450.62	Y	Dedicated Transducer	
LCS- 6B	9/6/17	11.5	9.4	429.52	20.9	450.42	Y	Dedicated Transducer	
LCS- 6B	9/13/17	11.6	9.4	429.52	21.0	450.52	Y	Dedicated Transducer	
LCS- 6B	9/20/17	11.8	9.4	429.52	21.2	450.72	Y	Dedicated Transducer	
LCS- 6B	9/27/17	12.0	9.4	429.52	21.4	450.92	Y	Dedicated Transducer	
LCS- 6B	10/4/17	11.5	9.4	429.52	20.9	450.42	Y	Dedicated Transducer	
LCS- 6B	10/11/17	12.3	9.4	429.52	21.7	451.22	Y	Dedicated Transducer	

### LCS-6B Liquid Level Above Quarry Floor

