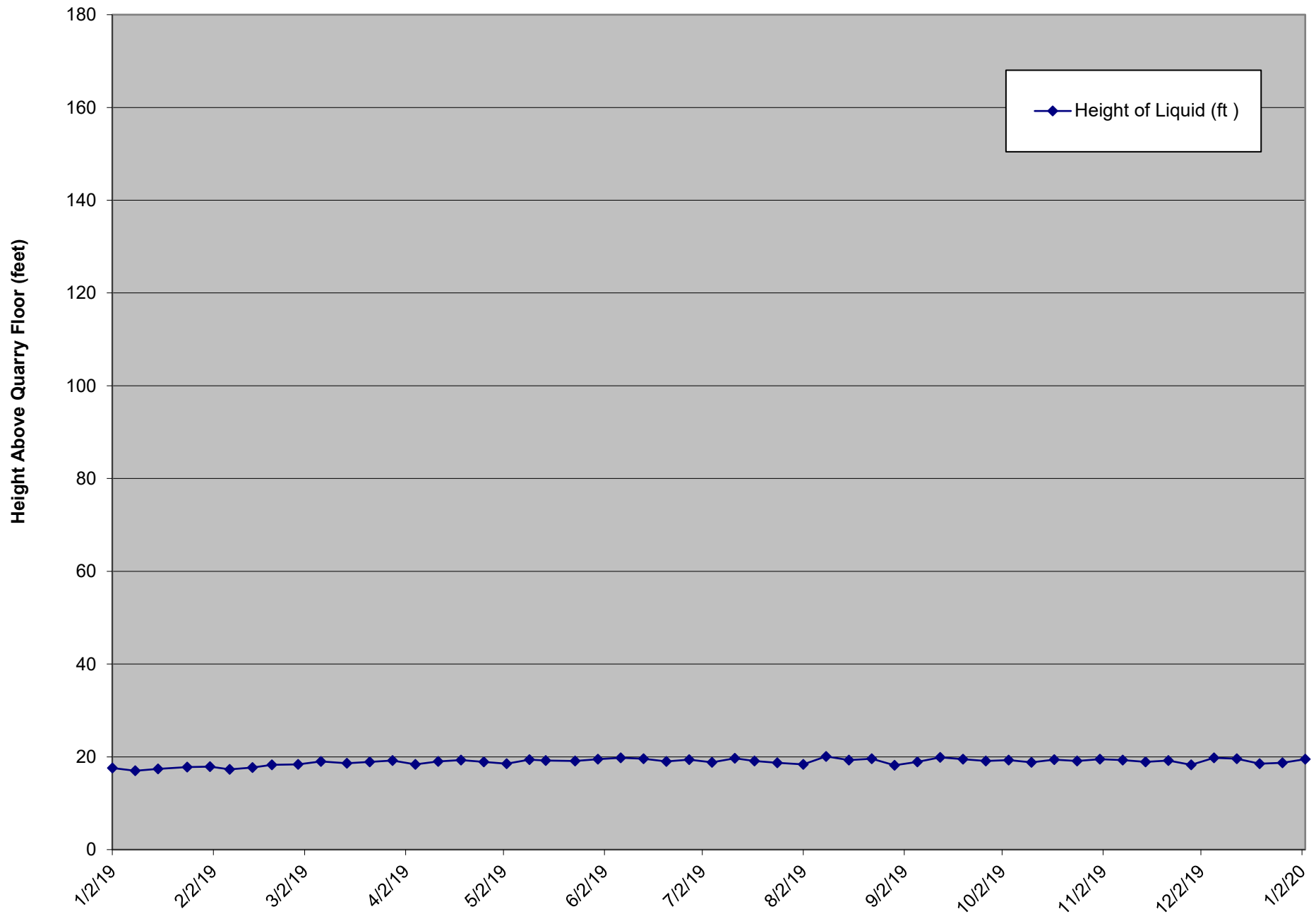


# LCS-6B Liquid Level Above Quarry Floor

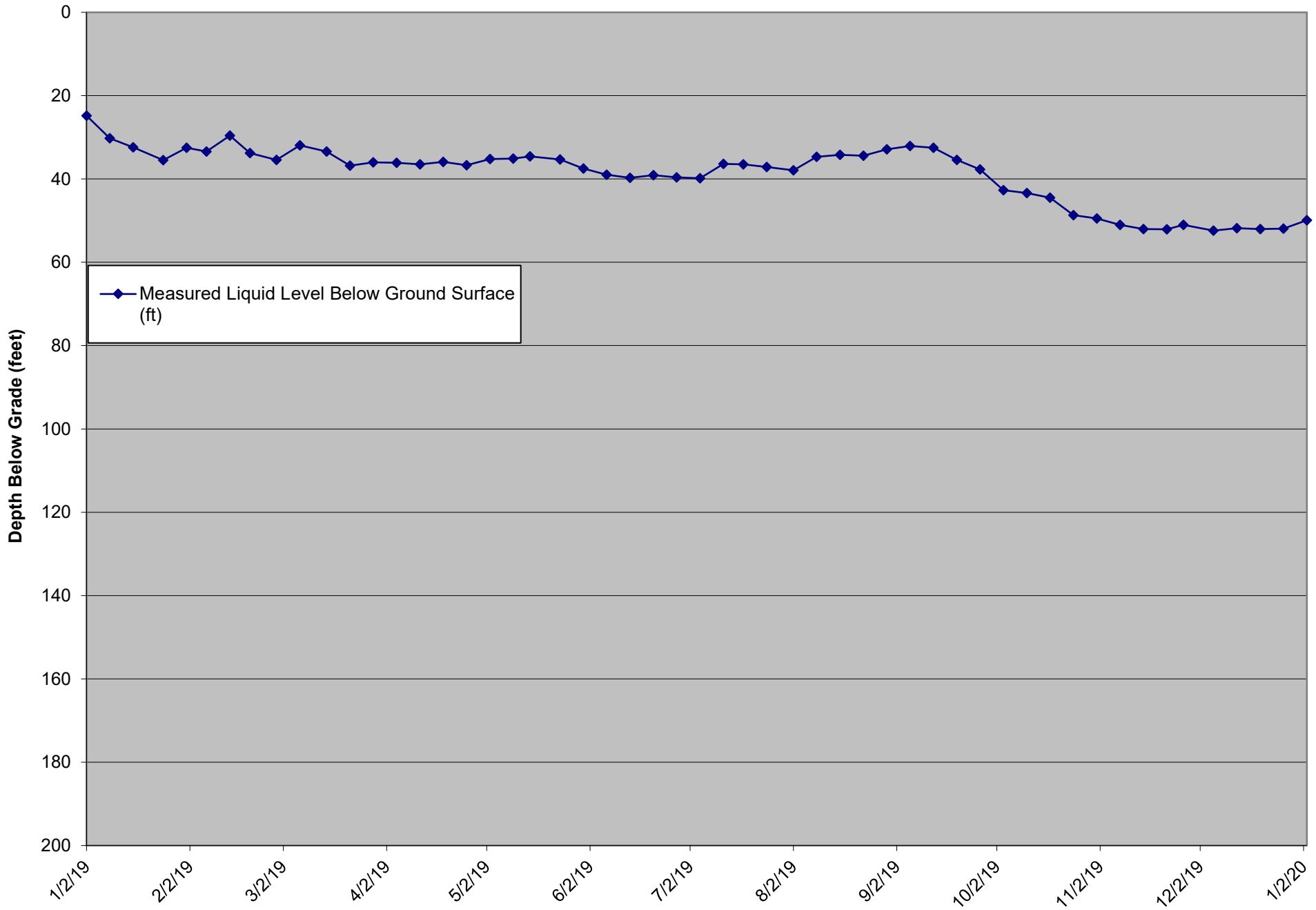






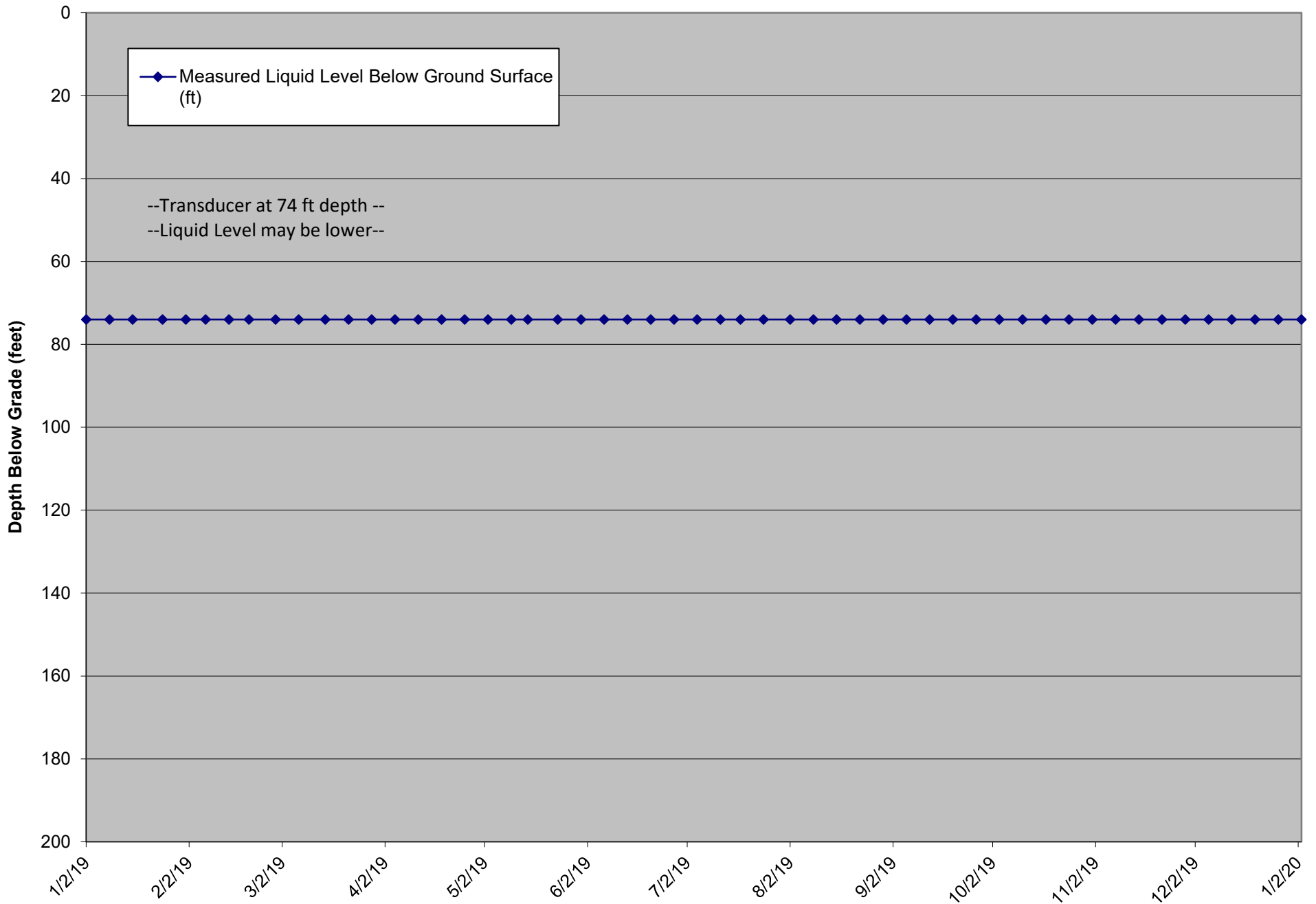
LCS Number	Date Reading Collected	Measured Liquid Level Below Ground Surface (ft)	Transducer Depth from Top of Casing (Ft.)	Well Total Depth from Top of Casing (Ft.) (Ft. MSL)	Elevation of Leachate (Ft. MSL)	Pump on during measurement? (Y/N)	Liquid level meter used	Comments
LCS-3D	1/2/19	24.8	N/A	140		N	Heron Dipper T	Pump non-operational; liquid level measured manually
LCS-3D	1/9/19	30.2	N/A	140		Y	Heron Dipper T	Pump operational; liquid level measured manually
LCS-3D	1/16/19	32.4	N/A	140		Y	Heron Dipper T	Pump operational; liquid level measured manually
LCS-3D	1/25/19	35.5	N/A	140		Y	Heron Dipper T	Pump operational; liquid level measured manually
LCS-3D	2/1/19	32.5	N/A	140		Y	Heron Dipper T	Pump operational; liquid level measured manually
LCS-3D	2/7/19	33.4	N/A	140		N	Heron Dipper T	Pump non-operational; liquid level measured manually
LCS-3D	2/14/19	29.6	N/A	140		N	Heron Dipper T	Pump non-operational; liquid level measured manually
LCS-3D	2/20/19	33.8	N/A	140		Y	Heron Dipper T	Pump operational; liquid level measured manually
LCS-3D	2/28/19	35.4	N/A	140		Y	Heron Dipper T	Pump operational; liquid level measured manually
LCS-3D	3/7/19	31.9	N/A	140		Y	Heron Dipper T	Pump operational; liquid level measured manually
LCS-3D	3/15/19	33.4	N/A	140		Y	Heron Dipper T	Pump operational; liquid level measured manually
LCS-3D	3/22/19	36.8	N/A	140		Y	Heron Dipper T	Pump operational; liquid level measured manually
LCS-3D	3/29/19	36.0	N/A	140		Y	Heron Dipper T	Pump operational; liquid level measured manually
LCS-3D	4/5/19	36.1	N/A	140		Y	Heron Dipper T	Pump operational; liquid level measured manually
LCS-3D	4/12/19	36.5	N/A	140		Y	Heron Dipper T	Pump operational; liquid level measured manually
LCS-3D	4/19/19	35.9	N/A	140		Y	Heron Dipper T	Pump operational; liquid level measured manually
LCS-3D	4/26/19	36.7	N/A	140		Y	Heron Dipper T	Pump operational; liquid level measured manually
LCS-3D	5/3/19	35.2	N/A	140		Y	Heron Dipper T	Pump operational; liquid level measured manually
LCS-3D	5/10/19	35.1	N/A	140		Y	Heron Dipper T	Pump operational; liquid level measured manually
LCS-3D	5/15/19	34.6	N/A	140		Y	Heron Dipper T	Pump operational; liquid level measured manually
LCS-3D	5/24/19	35.3	N/A	140		Y	Heron Dipper T	Pump operational; liquid level measured manually
LCS-3D	5/31/19	37.5	N/A	140		Y	Heron Dipper T	Pump operational; liquid level measured manually
LCS-3D	6/7/19	39.0	N/A	140		Y	Heron Dipper T	Pump operational; liquid level measured manually
LCS-3D	6/14/19	39.7	N/A	140		Y	Heron Dipper T	Pump operational; liquid level measured manually
LCS-3D	6/21/19	39.1	N/A	140		Y	Heron Dipper T	Pump operational; liquid level measured manually
LCS-3D	6/28/19	39.6	N/A	140		Y	Heron Dipper T	Pump operational; liquid level measured manually
LCS-3D	7/5/19	39.8	N/A	140		Y	Heron Dipper T	Pump operational; liquid level measured manually
LCS-3D	7/12/19	36.4	N/A	140		Y	Heron Dipper T	Pump operational; liquid level measured manually
LCS-3D	7/18/19	36.5	N/A	140		Y	Heron Dipper T	Pump operational; liquid level measured manually
LCS-3D	7/25/19	37.1	N/A	140		Y	Heron Dipper T	Pump operational; liquid level measured manually
LCS-3D	8/2/19	37.9	N/A	140		Y	Heron Dipper T	Pump operational; liquid level measured manually
LCS-3D	8/9/19	34.7	N/A	140		Y	Heron Dipper T	Pump operational; liquid level measured manually
LCS-3D	8/16/19	34.2	N/A	140		Y	Heron Dipper T	Pump operational; liquid level measured manually
LCS-3D	8/23/19	34.4	N/A	140		Y	Heron Dipper T	Pump operational; liquid level measured manually
LCS-3D	8/30/19	32.9	N/A	140		Y	Heron Dipper T	Pump operational; liquid level measured manually
LCS-3D	9/6/19	32.1	N/A	140		Y	Heron Dipper T	Pump operational; liquid level measured manually
LCS-3D	9/13/19	32.5	N/A	140		Y	Heron Dipper T	Pump operational; liquid level measured manually
LCS-3D	9/20/19	35.4	N/A	140		Y	Heron Dipper T	Pump operational; liquid level measured manually
LCS-3D	9/27/19	37.7	N/A	140		Y	Heron Dipper T	Pump operational; liquid level measured manually
LCS-3D	10/4/19	42.7	N/A	140		Y	Heron Dipper T	Pump operational; liquid level measured manually
LCS-3D	10/11/19	43.4	N/A	140		Y	Heron Dipper T	Pump operational; liquid level measured manually
LCS-3D	10/18/19	44.5	N/A	140		Y	Heron Dipper T	Pump operational; liquid level measured manually
LCS-3D	10/25/19	48.7	N/A	140		Y	Heron Dipper T	Pump operational; liquid level measured manually
LCS-3D	11/1/19	49.5	N/A	140		Y	Heron Dipper T	Pump operational; liquid level measured manually
LCS-3D	11/8/19	51.0	N/A	140		Y	Heron Dipper T	Pump operational; liquid level measured manually
LCS-3D	11/15/19	52.0	N/A	140		Y	Heron Dipper T	Pump operational; liquid level measured manually
LCS-3D	11/22/19	52.1	N/A	140		Y	Heron Dipper T	Pump operational; liquid level measured manually
LCS-3D	11/27/19	51.0	N/A	140		Y	Heron Dipper T	Pump operational; liquid level measured manually
LCS-3D	12/6/19	52.4	N/A	140		Y	Heron Dipper T	Pump operational; liquid level measured manually
LCS-3D	12/13/19	51.8	N/A	140		Y	Heron Dipper T	Pump operational; liquid level measured manually
LCS-3D	12/20/19	52.0	N/A	140		Y	Heron Dipper T	Pump operational; liquid level measured manually
LCS-3D	12/27/19	51.9	N/A	140		Y	Heron Dipper T	Pump operational; liquid level measured manually
LCS-3D	1/3/20	49.9	N/A	140		Y	Heron Dipper T	Pump operational; liquid level measured manually

### LCS-3D Liquid Level Below Ground Surface





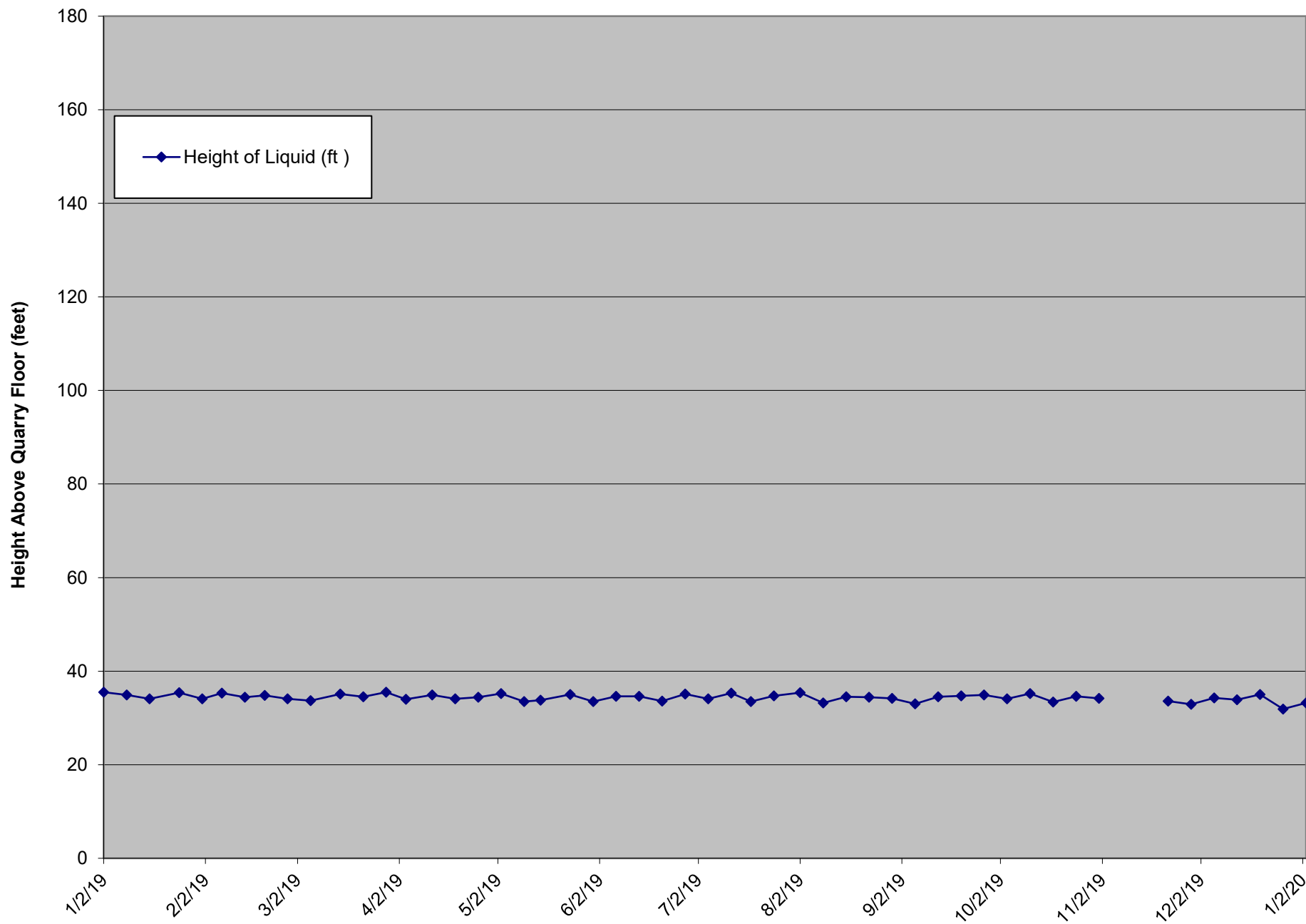
# LCS-4B Liquid Level Below Ground Surface



LCS Number	Date Reading Collected	Measured Liquid Level Above Transducer (Ft.)	Transducer Height above Floor of Quarry (Ft.)	Base of Sump Elevation (Ft. MSL)	Height of Liquid (ft.)	Elevation of Leachate (Ft. MSL)	Pump on during measurement? (Y/N)	Liquid level meter used	Comments
LCS-5B	1/2/19	13.6	21.9	235.3	35.5	270.80	Y	Dedicated Transducer	
LCS-5B	1/9/19	13.0	21.9	235.3	34.9	270.20	Y	Dedicated Transducer	
LCS-5B	1/16/19	12.2	21.9	235.3	34.1	269.40	Y	Dedicated Transducer	
LCS-5B	1/25/19	13.5	21.9	235.3	35.4	270.70	Y	Dedicated Transducer	
LCS-5B	2/1/19	12.2	21.9	235.3	34.1	269.40	Y	Dedicated Transducer	
LCS-5B	2/7/19	13.4	21.9	235.3	35.3	270.60	Y	Dedicated Transducer	
LCS-5B	2/14/19	12.5	21.9	235.3	34.4	269.70	Y	Dedicated Transducer	
LCS-5B	2/20/19	12.9	21.9	235.3	34.8	270.10	Y	Dedicated Transducer	
LCS-5B	2/27/19	12.2	21.9	235.3	34.1	269.40	Y	Dedicated Transducer	
LCS-5B	3/6/19	11.8	21.9	235.3	33.7	269.00	Y	Dedicated Transducer	
LCS-5B	3/15/19	13.2	21.9	235.3	35.1	270.40	Y	Dedicated Transducer	
LCS-5B	3/22/19	12.6	21.9	235.3	34.5	269.80	Y	Dedicated Transducer	
LCS-5B	3/29/19	13.6	21.9	235.3	35.5	270.80	Y	Dedicated Transducer	
LCS-5B	4/4/19	12.1	21.9	235.3	34.0	269.30	Y	Dedicated Transducer	
LCS-5B	4/12/19	13.0	21.9	235.3	34.9	270.20	Y	Dedicated Transducer	
LCS-5B	4/19/19	12.2	21.9	235.3	34.1	269.40	Y	Dedicated Transducer	
LCS-5B	4/26/19	12.5	21.9	235.3	34.4	269.70	Y	Dedicated Transducer	
LCS-5B	5/3/19	13.3	21.9	235.3	35.2	270.50	Y	Dedicated Transducer	Pump was observed to be non-operational on 5/1/19. Pump was replaced on 5/3/19
LCS-5B	5/10/19	11.6	21.9	235.3	33.5	268.80	Y	Dedicated Transducer	
LCS-5B	5/15/19	11.9	21.9	235.3	33.8	269.10	Y	Dedicated Transducer	
LCS-5B	5/24/19	13.1	21.9	235.3	35.0	270.30	Y	Dedicated Transducer	
LCS-5B	5/31/19	11.6	21.9	235.3	33.5	268.80	Y	Dedicated Transducer	
LCS-5B	6/7/19	12.7	21.9	235.3	34.6	269.90	Y	Dedicated Transducer	
LCS-5B	6/14/19	12.7	21.9	235.3	34.6	269.90	Y	Dedicated Transducer	
LCS-5B	6/21/19	11.7	21.9	235.3	33.6	268.90	Y	Dedicated Transducer	
LCS-5B	6/28/19	13.2	21.9	235.3	35.1	270.40	Y	Dedicated Transducer	
LCS-5B	7/5/19	12.2	21.9	235.3	34.1	269.40	Y	Dedicated Transducer	
LCS-5B	7/12/19	13.4	21.9	235.3	35.3	270.60	Y	Dedicated Transducer	
LCS-5B	7/18/19	11.6	21.9	235.3	33.5	268.80	Y	Dedicated Transducer	
LCS-5B	7/25/19	12.8	21.9	235.3	34.7	270.00	Y	Dedicated Transducer	
LCS-5B	8/2/19	13.5	21.9	235.3	35.4	270.70	Y	Dedicated Transducer	
LCS-5B	8/9/19	11.3	21.9	235.3	33.2	268.50	Y	Dedicated Transducer	
LCS-5B	8/16/19	12.6	21.9	235.3	34.5	269.80	Y	Dedicated Transducer	
LCS-5B	8/23/19	12.5	21.9	235.3	34.4	269.70	Y	Dedicated Transducer	
LCS-5B	8/30/19	12.3	21.9	235.3	34.2	269.50	Y	Dedicated Transducer	
LCS-5B	9/6/19	11.1	21.9	235.3	33.0	268.30	Y	Dedicated Transducer	
LCS-5B	9/13/19	12.6	21.9	235.3	34.5	269.80	Y	Dedicated Transducer	
LCS-5B	9/20/19	12.8	21.9	235.3	34.7	270.00	Y	Dedicated Transducer	
LCS-5B	9/27/19	13.0	21.9	235.3	34.9	270.20	Y	Dedicated Transducer	
LCS-5B	10/4/19	12.2	21.9	235.3	34.1	269.40	Y	Dedicated Transducer	
LCS-5B	10/11/19	13.3	21.9	235.3	35.2	270.50	Y	Dedicated Transducer	
LCS-5B	10/18/19	11.5	21.9	235.3	33.4	268.70	Y	Dedicated Transducer	
LCS-5B	10/25/19	12.7	21.9	235.3	34.6	269.90	Y	Dedicated Transducer	
LCS-5B	11/1/19	12.3	21.9	235.3	34.2	269.50	Y	Dedicated Transducer	
LCS-5B	11/8/19		21.9	235.3		235.30	N	Dedicated Transducer	The transducer was observed to be non-operational on 11/6/19. Transducer replacement is scheduled on 11/13/19.
LCS-5B	11/15/19		21.9	235.3		235.30	N	Dedicated Transducer	The transducer was observed to be non-operational on 11/6/19 and was replaced on 11/13/19. After transducer replacement, pump was non-operational due to suspected frozen forcemain section. Troubleshooting will continue the week of 11/18/19.
LCS-5B	11/22/19	11.7	21.9	235.3	33.6	268.90	Y	Dedicated Transducer	The transducer was observed to be non-operational on 11/6/19 and was replaced on 11/13/19. After transducer replacement, pump was non-operational due to suspected frozen forcemain section. The pump and motor were replaced on 11/19/19 and LCS-5B became fully operational.
LCS-5B	11/29/19	11.0	21.9	235.3	32.9	268.20	Y	Dedicated Transducer	
LCS-5B	12/6/19	12.4	21.9	235.3	34.3	269.60	Y	Dedicated Transducer	
LCS-5B	12/13/19	12.0	21.9	235.3	33.9	269.20	Y	Dedicated Transducer	
LCS-5B	12/20/19	13.1	21.9	235.3	35.0	270.30	Y	Dedicated Transducer	
LCS-5B	12/27/19	10.0	21.9	235.3	31.9	267.20	Y	Dedicated Transducer	
LCS-5B	1/3/20	11.3	21.9	235.3	33.2	268.50	Y	Dedicated Transducer	



### LCS-5B Liquid Level Above Quarry Floor



\*The transducer in LCS-5B was down from 11/6/19 to 11/19/19.

LCS Number	Date Reading Collected	v	Transducer Height above Floor of Quarry (Ft.)	Base of Sump Elevation (Ft. MSL)	Height of Liquid (ft)	Elevation of Leachate (Ft. MSL)	Pump on during measurement? (Y/N)	Liquid level meter used	Comments
LCS- 6B	1/2/19	8.2	9.4	429.52	17.6	447.12	Y	Dedicated Transducer	
LCS- 6B	1/9/19	7.6	9.4	429.52	17.0	446.52	Y	Dedicated Transducer	
LCS- 6B	1/16/19	8.0	9.4	429.52	17.4	446.92	Y	Dedicated Transducer	
LCS- 6B	1/25/19	8.4	9.4	429.52	17.8	447.32	Y	Dedicated Transducer	
LCS- 6B	2/1/19	8.5	9.4	429.52	17.9	447.42	Y	Dedicated Transducer	
LCS- 6B	2/7/19	7.9	9.4	429.52	17.3	446.82	Y	Dedicated Transducer	
LCS- 6B	2/14/19	8.3	9.4	429.52	17.7	447.22	Y	Dedicated Transducer	
LCS- 6B	2/20/19	8.9	9.4	429.52	18.3	447.82	Y	Dedicated Transducer	
LCS- 6B	2/28/19	9.0	9.4	429.52	18.4	447.92	Y	Dedicated Transducer	
LCS- 6B	3/7/19	9.6	9.4	429.52	19.0	448.52	Y	Dedicated Transducer	
LCS- 6B	3/15/19	9.2	9.4	429.52	18.6	448.12	Y	Dedicated Transducer	
LCS- 6B	3/22/19	9.5	9.4	429.52	18.9	448.42	Y	Dedicated Transducer	
LCS- 6B	3/29/19	9.8	9.4	429.52	19.2	448.72	Y	Dedicated Transducer	
LCS- 6B	4/5/19	9.0	9.4	429.52	18.4	447.92	Y	Dedicated Transducer	
LCS- 6B	4/12/19	9.6	9.4	429.52	19.0	448.52	Y	Dedicated Transducer	
LCS- 6B	4/19/19	9.9	9.4	429.52	19.3	448.82	Y	Dedicated Transducer	
LCS- 6B	4/26/19	9.5	9.4	429.52	18.9	448.42	Y	Dedicated Transducer	
LCS- 6B	5/3/19	9.1	9.4	429.52	18.5	448.02	Y	Dedicated Transducer	
LCS- 6B	5/10/19	10.0	9.4	429.52	19.4	448.92	Y	Dedicated Transducer	
LCS- 6B	5/15/19	9.8	9.4	429.52	19.2	448.72	Y	Dedicated Transducer	
LCS- 6B	5/24/19	9.7	9.4	429.52	19.1	448.62	Y	Dedicated Transducer	
LCS- 6B	5/31/19	10.1	9.4	429.52	19.5	449.02	Y	Dedicated Transducer	
LCS- 6B	6/7/19	10.4	9.4	429.52	19.8	449.32	Y	Dedicated Transducer	
LCS- 6B	6/14/19	10.2	9.4	429.52	19.6	449.12	Y	Dedicated Transducer	
LCS- 6B	6/21/19	9.6	9.4	429.52	19.0	448.52	Y	Dedicated Transducer	
LCS- 6B	6/28/19	10.0	9.4	429.52	19.4	448.92	Y	Dedicated Transducer	
LCS- 6B	7/5/19	9.4	9.4	429.52	18.8	448.32	Y	Dedicated Transducer	
LCS- 6B	7/12/19	10.3	9.4	429.52	19.7	449.22	Y	Dedicated Transducer	
LCS- 6B	7/18/19	9.7	9.4	429.52	19.1	448.62	Y	Dedicated Transducer	
LCS- 6B	7/25/19	9.3	9.4	429.52	18.7	448.22	Y	Dedicated Transducer	
LCS- 6B	8/2/19	9.0	9.4	429.52	18.4	447.92	Y	Dedicated Transducer	
LCS- 6B	8/9/19	10.7	9.4	429.52	20.1	449.62	Y	Dedicated Transducer	
LCS- 6B	8/16/19	9.9	9.4	429.52	19.3	448.82	Y	Dedicated Transducer	
LCS- 6B	8/23/19	10.2	9.4	429.52	19.6	449.12	Y	Dedicated Transducer	
LCS- 6B	8/30/19	8.8	9.4	429.52	18.2	447.72	Y	Dedicated Transducer	
LCS- 6B	9/6/19	9.5	9.4	429.52	18.9	448.42	Y	Dedicated Transducer	
LCS- 6B	9/13/19	10.5	9.4	429.52	19.9	449.42	Y	Dedicated Transducer	
LCS- 6B	9/20/19	10.1	9.4	429.52	19.5	449.02	Y	Dedicated Transducer	
LCS- 6B	9/27/19	9.7	9.4	429.52	19.1	448.62	Y	Dedicated Transducer	
LCS- 6B	10/4/19	9.9	9.4	429.52	19.3	448.82	Y	Dedicated Transducer	
LCS- 6B	10/11/19	9.4	9.4	429.52	18.8	448.32	Y	Dedicated Transducer	
LCS- 6B	10/18/19	10.0	9.4	429.52	19.4	448.92	Y	Dedicated Transducer	
LCS- 6B	10/25/19	9.7	9.4	429.52	19.1	448.62	Y	Dedicated Transducer	
LCS- 6B	11/1/19	10.1	9.4	429.52	19.5	449.02	Y	Dedicated Transducer	
LCS- 6B	11/8/19	9.9	9.4	429.52	19.3	448.82	Y	Dedicated Transducer	
LCS- 6B	11/15/19	9.5	9.4	429.52	18.9	448.42	Y	Dedicated Transducer	
LCS- 6B	11/22/19	9.8	9.4	429.52	19.2	448.72	Y	Dedicated Transducer	
LCS- 6B	11/29/19	8.9	9.4	429.52	18.3	447.82	Y	Dedicated Transducer	
LCS- 6B	12/6/19	10.4	9.4	429.52	19.8	449.32	Y	Dedicated Transducer	
LCS- 6B	12/13/19	10.2	9.4	429.52	19.6	449.12	Y	Dedicated Transducer	
LCS- 6B	12/20/19	9.1	9.4	429.52	18.5	448.02	Y	Dedicated Transducer	
LCS- 6B	12/27/19	9.3	9.4	429.52	18.7	448.22	Y	Dedicated Transducer	
LCS- 6B	1/3/20	10.1	9.4	429.52	19.5	449.02	Y	Dedicated Transducer	