Daily Flare Monitoring Data And Inlet Lab Data

Date	Enclosed Flare												Candlestick Flare FL-100 (Flare Sta 2)								Flare Sta #1 FL-140		Flare Sta #3 FL-120		Total Utility Flare Flow	East Side Flare		Total Flow
	CH4	CO2	O2	Bal.	Press./Vac.	Gas Inlet Temp (°F)	Flow (scfm)	Flow Set Point	Enclosed Flare Temp	Callidus Flare Temp	Callidus Flow (scfm)	Total Flow (scfm)	CH4	CO2	O2	Bal.	Press./Vac.	Gas Inlet Temp (°F)	Flow (scfm)	Flare Temp.	Flow (scfm)	Flare Temp.	Flow (scfm)	Flare Temp.	Flow (scfm)	CH4	Flow (scfm)	scfm
8/7/2012	16.9	52.7	3.6	26.8	-34.5	139	3822		1658				16.9	51.9	3.7	27.5	-46	137	1867	1256					1,867	16.1	1908.74	**7597.74**
8/8/2012	17.4	52.4	3.7	26.5	-34.7	138	3916		1655				17.2	52.3	3.7	26.8	-45.8	136	1886	1258					1,886	16.1	1844.12	**7646.12**
8/9/2012	14.8	49.8	4.7	30.7	-34.6	136	3718		1651				14.7	50.9	4.6	29.8	-47.3	132	1885	1229					1,885	16.1	1893.58	**7496.58**
8/10/2012	15.2	52	4	28.8	-34.5	130	3782		1655				15.3	50.3	4.1	30.3	-47.2	129	1897	1274					1,897	16.1	1886.41	**7565.41**
8/11/2012	17.2	53.9	3	25.9	-34.5	132	3597		1661				17.2	52.4	3.2	27.2	-47.4	130	1886	1234					1,886	16.1	1767.43	**7250.43**
8/12/2012	16.7	61.1	1.3	20.9	-36.5	130	3000		1655				16.6	61.1	1.3	21	-55	140	1770	1180					1,770	16.4	1756.28	**6526.28**
8/13/2012	16.7	56.2	2.4	24.7	-36.5	132	3670		1645				16.3	58	2.3	23.4	-56.1	132	1790	1207					1,790	16.4	1756.06	**7216.06**
8/14/2012	17.1	55.7	2.3	24.9	-36.6	135	3850		1659				17	56.4	2.3	24.3	-56	132	1800	1237					1,800	16.4	1769.94	**7419.94**
8/15/2012	19.8	60.4	0.6	19.2	-36.5	146	3452		1667				19.6	59.5	0.8	20.1	-55.3	142	1771	1249					1,771	16.4	1794.08	**7017.08**
8/16/2012	17.8	57.4	1.6	23.2	-36.7	138	4094		1651				17.6	57.9	1.6	22.9	-56	132	1766	1278					1,766	16.4	1723.35	**7583.35**
8/17/2012	16.2	55.7	2	26.1	-36.7	134	3964		1658				16.3	56.4	2	25.3	-55.9	132	1738	1148					1,738	16.4	1738.9	**7440.9**
8/18/2012	17.1	55.4	2.2	25.3	-33.6	134	3896		1648				16.9	56.5	2.2	24.4	-54.1	135	1791	1157					1,791	16.4	1909.41	**7596.41**
8/19/2012	19.2	57.1	1.3	22.4	-36.5	135	3680		1676				19.6	57.8	1.2	21.4	-55.7	132	1753	1188					1,753	19	1765.22	**7198.22**
8/20/2012	19.1	56.1	1.8	23	-36.5	135	3750		1661				18.8	57.2	1.7	22.3	-55.6	134	1731	1262					1,731	19	1721.19	**7202.19**
8/21/2012	16.5	53.5	2.8	27.2	-35.7	132	3819		1650				16.8	54.4	2.6	26.2	-55.5	133	1773	1203					1,773	19	1338.2	**6930.2**
8/22/2012	17.5	56.8	1.7	24	-33.5	132	3647		1685				17.6	57.1	1.7	23.6	-54.8	130	1835	1228					1,835	19	1831.58	**7313.58**
8/23/2012	17.7	56.4	1.6	24.3	-35.7	132	3854		1656				17.5	56.5	1.6	24.4	-57.6	130	1869	1215					1,869	19	1849	**7572**
8/24/2012	16.5	56.6	2.4	24.5	-35.5	135	4022		1663				16.3	56.8	2.5	24.4	-61.1	136	1976	1294					1,976	19	1960.46	**7958.46**
8/25/2012	17	56	2.3	24.7	-35.6	135	3955		1661				17.3	54.8	2.5	25.4	-61	135	1967	1313					1,967	19	1986.47	**7908.47**
8/26/2012	17.8	55.7	2.5	24	-35.6	137	3925		1658				17.7	55.9	2.6	23.8	-61.3	132	2009	1310					2,009	15.7	2015.86	**7949.86**
8/27/2012	15.9	54.4	2.6	27.1	-35.5	135	3911		1657				15.9	54.3	2.5	27.3	-61.1	130	1960	1265					1,960	15.7	1959.93	**7830.93**
8/28/2012	15.9	56.5	2.6	25	-35.6	136	3997		1667				15.5	57.4	2.6	24.5	-60.6	130	1993	1347					1,993	15.7	2006.21	**7996.21**
8/29/2012	16.1	56	2.9	25	-37.8	134	3901		1647				15.9	56.6	3	24.5	-68.9	130	2208	1300					2,208	15.7	2201.02	**8310.02**
8/30/2012	15	53.6	3.5	27.9	-38.7	133	3902		1635				14.4	54.5	3.7	27.4	-70.1	128	2192	1332					2,192	15.7	2181.25	**8275.25**
8/31/2012	14.2	54	3.8	28	-38.7	132	4074		1653				14.2	53.8	3.9	28.1	-71.1	128	2169	1344					2,169	15.7	2189.22	**8432.22**
9/1/2012	15.5	53.4	3.6	27.5	-38.9	128	4051		1656				15.2	54	3.6	27.2	-71	124	2209	1145					2,209	15.7	2162	**8422**
9/2/2012	16	53.5	3.7	26.8	-38.9	128	3984		1653				15.8	54.1	3.7	26.4	-71.6	120	2159	1345					2,159	14.7	2148.79	**8291.79**
9/3/2012	14.8	56.4	3.2	25.6	-38.6	132	4150		1653				14.4	57.1	3.2	25.3	-70.2	130	2144	1302					2,144	14.7	2143.36	**8437.36**
9/4/2012	15.1	55.8	3.4	25.7	-38.9	130	4092		1655				14.9	57	3.2	24.9	-70.4	126	2156	1381					2,156	14.7	2142.8	**8390.8**
9/5/2012	15.4	54.9	3.4	26.3	-38.7	130	3975		1659				15.3	56	3.3	25.4	-71	124	2174	1309					2,174	14.7	2164.14	**8313.14**
9/6/2012	14.3	54.3	3.6	27.8	-39.1	132	4178		1660				14.1	55.2	3.6	27.1	-70.4	127	2144	1395					2,144	14.7	2050.95	**8372.95**
9/7/2012	16.6	58.6	1.8	23	-38.1	136	4357		1677				16.8	58.9	1.8	22.5	-69.1	134	2170	1320					2,170	14.7	2194.05	**8721.05**
9/8/2012	14.4	52.8	4.1	28.7	-38	126	3951		1651				14.2	54	4	27.8	-70.7	122	2192	1323					2,192	14.7	2167.82	**8310.82**
9/9/2012	14.2	53.3	3.8	28.7	-38.9	130	4135		1655				14	54.1	3.8	28.1	-70.7	126	2178	1333					2,178	14.4	2152.45	**8465.45**
9/10/2012	14.3	53.6	3.9	28.2	-38.8	130	4142		1648				14.3	53.6	3.9	28.2	-70.9	125	2154	1333					2,154	14.4	2158.12	**8454.12**
9/11/2012	14.4	52.9	3.9	28.8	-38.8	126	3999		1656				14.1	54	3.8	28.1	-71.1	121	2203	1316					2,203	14.4	2183.63	**8385.63**
9/12/2012	14.3	53.9	3.8	28	-39	126	4156		1648				14.1	53.7	3.8	28.1	-71	122	2175	1360					2,175	14.4	2191.26	**8522.26**
9/13/2012	14.7	54.1	3.5	27.7	-38.9	126	3639		1670				14.6	54.8	3.4	27.2	-69.5	120	2199	1324					2,199	14.4	2193.66	**8031.66**
9/14/2012	13.6	51.5	4.4	30.5	-39.1	120	3653		1643				13.6	51.9	4.4	30.1	-68.7	116	2194	1330					2,194	14.4	2123.39	**7970.39**
9/15/2012	17.3	56.9	2	23.8	-35.7	112	4650		1655				15.8	59.4	1.9	22.9	-64.4	108	2093	1320					2,093	14.4	1598.87	**8341.87**
9/16/2012	15.1	55.3	3.1	26.5	-35.7	125	4107		1651				15.2	56.8	2.9	25.1	-61.4	120	1980	1264					1,980	14.7	1967.65	**8054.65**
9/17/2012	14.5	54.4	3.8	27.3	-35.5	124	4450		1665				14.6	54.6	3.8	27	-61.4	120	1934	1293					1,934	14.7	1921.85	**8305.85**
9/18/2012	13.3	52	4.7	30	-35.8	121	4596		1654				13.1	52.6	4.8	29.5	-61.5	116	2003	1318					2,003	14.7	1930.82	**8529.82**
9/19/2012	14.8	56.1	3.3	25.8	-35.8	130	4435		1648				14.8	56.9	3.3	25	-59.6	126	1902	1330					1,902	14.7	1883.6	**8220.6**
9/20/2012	13.9	53.9	4	28.2	-35.9	124	4634		1664				13.9	55.2	3.8	27.1	-59.8	120	1859	1244					1,859	14.7	2033.2	**8526.2**
9/21/2012	14.2	54.7	3.7	27.4	-33.6	124	4003		1655				14.2	55.7	3.7	26.4	-64.1	120	2139	1280					2,139	14.7	2135.42	**8277.42**
9/22/2012	14.4	51.9	4	29.7	-33.5	132	3776		1658				14.2	53.4	4	28.4	-63.8	128	2133	1316					2,133	14.7	2164.57	**8073.57**
9/23/2012	15.7	54.1	2.5	27.7	-33.6	134	3572		1648				16.1	54.8	2.5	26.6	-62.7	128	2167	1305					2,167	14.9	2177.31	**7916.31**
9/24/2012	16	61.3	1.3	21.4	-25.4	128	4786		1668				15.8	61.9	1.3	21	-37	124	1316	1312					1,316	14.9	2020.9	**8122.9**
9/25/2012	14.7	57.2	3	25.1	-35.7	120	4751		1651				14.8	57.5	3.1	24.6	-65.8	118	2217	1257					2,217	14.9	2140.01	**9108.01**
9/26/2012	15.4	58.1	2.3	24.2	-35.9	126	4453		1661				15.1	58.6	2.4	23.9	-66.2	120	2158	1342					2,158	14.9	2116.01	**8727.01**
9/27/2012	13.1	53.6	4.2	29.1	-34.8	121	4305		1652				13.2	54.3	4.2	28.3	-67.8	116	2194	1329					2,194	14.9	2080.27	**8579.27**
9/28/2012	14.3	55.2	3.4	27	-31.6	122	2918		1659				14.1	56.3	3.5	26.1	-66.2	118	2314	1290					2,314	14.9	2424.34	**7656.34**
9/29/2012	16.2	56.9	2.1	24.8	-32.2	138	4200		1649				15.6	59.8	1.8	22.8	-63.9	133	2306	1437					2,306	14.9	2311.98	**8817.98**
9/30/2012	16.9	56.5	2.1	24.5	-31.2	132	3860		1609				16.6	60	1.7	21.7	-63.7	130	2313	1383					2,313	16	2216.35	**8389.35**
10/1/2012	15.9	60.5	2.1	21.5	-33.7	122	4503		1655				16	61	2	21	-62.8	120	2212	1403					2,212	16	1921	**8636**
10/2/2012	15.3	58.3	2.7	23.7	-31.5	124	3973		1660				15.1	60	2.6	22.3	-62.1	120	2242	1375					2,242	16	2222.46	**8437.46**
10/3/2012	14.6	48.3	4.8	32.3	-29	130	3707		1620	1660	3476	7183	14.4	49.6	4.5	31.5	-47.4	128	1930	1288					1,930	16	1983.86	**11096.86**
10/4/2012	14.7	54	4	27.3	-19.5	123	2611		1560	1656	2741	5352	14.8	54.8	3.8	26.6	-35	120	1890	1269					1,890	16	1919.07	**9161.07**
10/5/2012	17.1	61	1.7	20.2	-24.8	130	2740		1651	1633	2932	5672	17.7	61.6	1.7	19	-38.2	126	1836	1269					1,836	16	2115.56	**9623.56**
10/6/2012	16.1	57.8	2.8	23.3	-24.9	130	2525		1621	1646	3046	5571	16.2	58.6	2.7	22.5	-37.7	126	1729	1297					1,729	16	1704.82	**9004.82**
10/7/2012	16.4	59.8	1.8	22	-22.8	132	2835		1557	1649	3324	6159	16.6	60.8	1.8	20.8	-35.6	128	1719	1324					1,719	16.4	1733.19	**9611.19**
10/8/2012	16.2	59.2	2.2	22.4	-24.9	132	2342		1672	1634	3386	5728	16.6	59.5	2.3	21.6	-36.4	128	1625	1189					1,625	16.4	1681.9	**9034.9**
10/9/2012	15.1	58.2	2.9	23.8	-18.7	136	2110		1589	1653	3309	5419	15	59.1	2.8	23.1	-32	130	1715	1287					1,715	16.4	1605.28	**8739.28**
10/10/2012	13.9	52.5	4.4	29.2	-34.1	122	2364		1779	1725	1963	5327	14.1	53	4.4	28.5	-44.6	116	1516	1310					1,516	16.4	1431.37	**7274.37**
10/11/2012	15	54.9	3.5	26.6	-35.3	122	2895		1711	1645	2052	4947	15	55.9	3.4	25.7	-45.1	118	1397	1183					1,397	16.4	1366	**7710**
10/12/2012	13.7	51.9	4.4	30	-36.2	122	3101		1709	1658	2246	5347	13.7	52.4	4.5	29.4	-43	120	1324	1167					1,324	16.4	1449.14	**8120.14**
10/13/2012	14.4	51.9	4.3	29.4	-39.8	122	2827		1701	1665	2185	5012	15.3	54.8	3.4	26.5	-55.2	120	1856	1324					1,856	16.4	1911.41	**8779.41**
10/14/2012	15.6	56.5	2.9	25	-40.6	122	2239		1717	1649	1800	4039	15.6	57.3	2.9	24.2	-60.6	118	2102	1204					2,102	14.4	2067.13	**8208.13**
10/15/2012	14.3	54.5	3.2	28	-45.5	122	2670		1717	1530	1930	4600	14.2	53.5	3.6	28.7	-62.9	122	1975	1261					1,975	14.4	1959.57	**8534.57**
10/16/2012	14.6	50.8	3.7	30.9	-40.3	130	2900		1700	1643	1940	4840	14.4	52.8	3.5	29.3	-60.3	128	2040	1346					2,040	14.4	2048.91	**8928.91**
10/17/2012	14.6	53.1	3.3	29	-51.8	125	2930		1708	1673	2288	5218	14	55.8	3.1	27.1	-66.6	122	1885	1308					1,885	14.4	1875.03	**8978.03**
10/18/2012	14.8	57.8	2.5	24.9	-51.2	126	1668		1574	1581	1489	3157	15.3	59.9	1.9	22.9	-67.6	120	1892	1160					1,892	14.4	1876.69	**6925.69**
10/19/2012	14.3	50	4.2	31.5	-51.2	112	2145		1695	1645	1650	3795	14	53	3.8	29.2	-67.5	110	1855	1352					1,855	14.4	1909.05	**7559.05**
10/20/2012	13.9	51.1	3.5	31.5	-51.3	122	3160		1687	1625	1800	4960	13.7	53.4	3.3	29.6	-65.8	122	1785	1227					1,785	14.4	1769.5	**8514.5**
10/21/2012	13.9	54.6	3.2	28.3	-40.8	125	1400		1698	1643	1760	3160	13.7	54.5	3.2	28.6	-59.3	125	1990	1268					1,990	14.7	1919.8	**7069.8**
10/22/2012	14.6	60.5	2.1	22.8	-57.4	124	1804		1708	1613	1225	3029	14.8	61.1	2.1	22	-64	121	1337	1119					1,337	14.7	1447.46	**5813.46**
10/23/2012	15.2	60.5	2.2	22.1	-48.3	123	2947		1694	1648	2565	5512	15.3	61.2	2.1	21.4	-62.8	120	1436	1238					1,436	14.7	1439.4	**8387.4**
10/24/2012	15	59.2	2	23.8	-52.5	128	1960		1595	1648	1725	3685	14.7	61.6	1.7	22	-60.1	125	1310	1225					1,310	14.7	1568.55	**6563.55**
10/25/2012	15	57.9	2.5	24.6	-32.4	134	3106		1708	1635	2631	5737	15	58.7	2.5	23.8	-45.2	130	1623	1238					1,623	14.7	1617.17	**8977.17**
10/26/2012	13.7	52.9	4.3	29.8	-31.2	121	2701		1700	1644	2411	5112	13.6	53.4	4.4	28.6	-40.5	114	1334	1305					1,334	14.7	1479.7	**7925.7**
10/27/2012	14.3	53.3	3.3	29.1	-37.8	120	2200		1697	1603	2200	4400	14.7	51	3.5	30.8	-50.9	121	1645	1330					1,645	14.7	1518	**7563**
10/28/2012	15.1	54.6	2.9	27.4	-43	122	2197		1701	1633	2250	4447	15.6	54.9	2.9	26.6	-53.6	118	1472	1275					1,472	14	1411.67	**7330.67**
10/29/2012	14.1	50.7	3.7	31.5	-45.3	120	2250		1700	1530	2650	4900	13.5	56	2.8	27.7	-47.3	115	1270	1270					1,270	14	1405.88	**7575.88**
10/30/2012	13.9	52.6	3.9	29.6	-34	118	2372		1704	1663	2820	5192	13.9	54.3	4	27.8	-44.2	113	1460	1362					1,460	14	1498.67	**8150.67**
10/31/2012	12.4	51.6	4.9	31.1	-30.6	120	2339		1659	1645	2195	4534	12.5	52.5	4.9	30.1	-38.6	115	1261	1345					1,261	14	1201.8	**6996.8**
11/1/2012	12.7	48.1	5.3	33.9	-29.6	115	2400		1625	1650	2145	4545	12.6	51.7	4.6	31.1	-35.9	102	1071	1060					1,071	14	1090.56	**6706.56**
11/2/2012	13.1	48.4	4.8	33.7	-34.3	110	2500		1670	1630	2120	4650	13.3	51.1	4.4	31.2	-38.8	100	1050	985					1,050	14	1094.39	**6764.39**
11/3/2012	13.6	52.1	3.8	30.5	-43.2	122	2862		1652	1651	1971	4833	13.6	53.4	3.9	29.1	-47.7	118	988	1290					988	14	1046.67	**6867.67**
11/4/2012	12.9	51.5	4.3	31.3	-41.1	127	2659		1642	1614	2297	4956	13.8	54.7	3.4	28.1	-48.2	123	1188	1172					1,188	13.2	1017.51	**7161.51**
11/5/2012	12	48.7	5.8	33.5	-41	116	2209		1640	1651	2168	4377	13.3	52.5	4.3	29.9	-47.1	110	1147	1243					1,147	13.2	1097.54	**6621.54**
11/6/2012	13.4	49	4.3	33.3	-32.4	118	2230		1550	1645	2375	4605	12.5	52.4	4.1	31	-37.1	110	1040	1113					1,040	13.2	979.62	**6624.62**
11/7/2012	11.6	47	5.8	35.6	-30.6	118	2230		1620	1635	2260	4490	11.3	49.8	5.5	33.4	-38.4	110	1200	1289					1,200	13.2	1263.49	**6953.49**
11/8/2012	11.8	51.5	5.6	31.1	-34	114	2723		1652	1650	2075	4798	11.8	52.3	5.7	30.2	-44.5	110	1456	1371					1,456	13.2	1294.14	**7548.14**
11/9/2012	11	52	6	31	-34.3	115	2724		1661	1647	2084	4808	11.7	51.3	5.6	31.4	-46.5	114	1547	1336					1,547	13.2	1280.36	**7635.36**
11/10/2012	11.6	47.4	5.8	35.2	-40.4	116	2824		1652	1627	1991	4815	11.8	48.5	5.6	34.1	-56.6	113	1732	1328					1,732	13.2	1315.82	**7862.82**
11/11/2012	11.4	47	5.7	35.9	-39.9	116	3084		1651	1645	1852	4936	11.5	48	5.9	34.6	-50.4	113	1483	1195					1,483	13.1	1265.42	**7684.42**
11/12/2012	10.7	47.7	5.9	35.7	-40.1	105	2370		1643	1647	1880	4250	10.7	48.7	5.8	34.8	-51.3	101	1484	1369					1,484	13.1	1272.72	**7006.72**
11/13/2012	14	58.4	3.2	24.4	-36.8	120	2195		1500	1566	2288	4483	14.6	63	1.8	20.6	-29	120	1601	1228					1,601	13.1	1143.56	**7227.56**
11/14/2012	9.8	41.4	8.1	40.7	-39.9	112	2197		1604	1637	1860	4057	11.4	45.5	6.9	36.2	-51.7	110	1526	1097					1,526	13.1	1141.75	**6724.75**
11/15/2012	13.3	54.4	3.6	28.7	-36.1	110	2155		1608	1649	2018	4173	13.5	54.1	3.8	28.6	-47.4	114	1576	1173					1,576	13.1	1121.96	**6870.96**
11/16/2012	12.7	53.8	4.2	29.3	-35.5	110	1955		1608	1603	1932	3887	12.9	54.6	4.1	28.5	-48.2	116	1669	1113					1,669	13.1	1123.28	**6679.28**
11/17/2012	13.1	53.3	4.1	29.5	-34.8	110	2013		1603	1660	1925	3938	13.2	53.9	4.2	28.7	-49.3	112	1735	1107					1,735	13.1	1142.38	**6815.38**

Inlet Lab Data

Date	CH4	CO2	O2	N2	H2	CO (%)	CO (ppm)
8/29/2012	14	46	5	24	9.6	0.18	1,800
9/25/2012	13	47	5.3	24	10	0.19	1,900
11/1/2012	10	46	5.7	26	10	0.2	2,000
12/4/2012	**11**	**46**	**5.7**	**26**	**10**	**0.21**	2100
1/22/2013	12	47	5.7	25	11	0.2	2000
2/12/2013	11	51	4.9	21	11	0.19	1900
3/5/2013	12	55	3.9	17	13	0.21	2100
4/25/2013	8	32	11	40	8.1	0.12	1200
5/15/2013	11	49	5	20	13	0.19	1900
6/13/2013	9.8	40	7.6	30	10	0.17	1700
7/11/2013	13	47	5.3	22	12	0.18	1800
8/8/2013	12	52	4.3	18	12	0.16	1600
9/18/2013	13	54	3.9	17	11	0.17	1700
10/8/2013	12	50	4.7	20	13	0.18	1800
11/13/2013	8.6	38	8.9	35	9	0.11	1100
12/12/2013	9.1	39	8.6	33	9.6	0.12	1200
1/15/2014	6.4	29	12	45	7.5	0.091	910
2/18/2014	8.3	37	9.5	36	9	0.1	1000
3/12/2014	7.2	36	9.7	36	10	0.11	1100

Date	Enclosed Flare												Candlestick Flare FL-100 (Flare Sta 2)								Flare Sta #1 FL-140		Flare Sta #3 FL-120		Total Utility Flare Flow	East Side Flare		Total Flow
	CH4	CO2	O2	Bal.	Press./Vac.	Gas Inlet Temp (°F)	Flow (scfm)	Flow Set Point	Enclosed Flare Temp	Callidus Flare Temp	Callidus Flow (scfm)	Total Flow (scfm)	CH4	CO2	O2	Bal.	Press./Vac.	Gas Inlet Temp (°F)	Flow (scfm)	Flare Temp.	Flow (scfm)	Flare Temp.	Flow (scfm)	Flare Temp.	Flow (scfm)	CH4	Flow (scfm)	scfm
11/18/2012	12.8	53.4	4.2	29.6	-34.3	110	2065		1622	1652	1900	3965	12.6	55.8	3.9	27.8	-48.3	118	1747	1128					1,747	12.9	1183.66	**6895.66**
11/19/2012	11.1	49	6.7	33.2	-34.2	110	2088		1570	1660	1920	4008	13.3	56.7	4.1	25.9	-47.6	114	1705	1166					1,705	12.9	1211.95	**6924.95**
11/20/2012	12.7	53.1	5	29.2	-33.1	112	2281		1599	1642	1945	4226	13.1	54	4.7	28.2	-46.3	112	1701	1111					1,701	12.9	1170.78	**7097.78**
11/21/2012	12.5	52	4.6	30.9	-43.4	109	2500		1604	1649	2020	4520	12.8	52.4	4.6	30.2	-55.7	110	1685	1133					1,685	12.9	1180.24	**7385.24**
11/22/2012	12.7	52.8	4.2	30.3	-36.3	111	2229		1638	1641	2022	4251	13.3	54.9	3.8	28	-49.5	112	1762	1244					1,762	12.9	1262.76	**7275.76**
11/23/2012	12.1	53.4	5.1	29.4	-44.4	104	1950		1656	1631	1951	3901	12.6	55.6	4.7	27.1	-53.9	108	1655	1214					1,655	12.9	1192.78	**6748.78**
11/24/2012	12.6	50.4	4.8	32.2	-43.6	100	2017		1630	1637	2046	4063	12.6	52.3	4.8	30.3	-52.3	103	1512	1342					1,512	12.9	1261.76	**6836.76**
11/25/2012	13.5	59.4	3	24.1	-39.6	106	2088		1642	1667	1900	3988	13.9	60.5	2.9	22.7	-47.3	108	1312	1316					1,312	13.8	1212.51	**6512.51**
11/26/2012	14.2	53.1	3.8	28.9	-39.6	104	1851		1631	1629	1766	3617	14.3	54.4	3.8	27.5	-47.1	109	1289	1209					1,289	13.8	1233.18	**6139.18**
11/27/2012	13.3	54	3.7	29	-34	100	3858		1651			3858	13.6	54	4.2	28.2	-38.1	106	1134	1065					1,134	13.8	1028.61	**6020.61**
11/28/2012	13.4	62.4	3.3	20.9	-35.3	110	1834		1659	1668	1840	3674	13.9	60.4	3.1	22.6	-41.4	110	1185	1076					1,185	13.8	1140.08	**5999.08**
11/29/2012	12.9	53.4	4.3	29.4	-33.7	105	2371		1674	1652	1819	4190	13.1	53.6	4.6	28.7	-39.8	110	1153	1150					1,153	13.8	1257.68	**6600.68**
11/30/2012	13	52.3	4.3	30.4	-34.9	110	2442		1660	1650	1818	4260	13.1	52.8	4.2	29.9	-42.1	110	1240	1181					1,240	13.8	1199.64	**6699.64**
12/1/2012	12.8	56.7	4.2	26.3	-34.7	110	2507		1683	1650	1863	4370	13	57.3	4.1	25.6	-42.7	114	1307	1360					1,307	13.8	1307.9	**6984.9**
12/2/2012	13	54.5	4.1	28.4	-35.4	112	2616		1656	1654	1849	4465	13.1	54.1	4.2	28.6	-43.5	116	1323	1257					1,323	13.9	1280.65	**7068.65**
12/3/2012	13	54.6	4.1	28.3	-35.8	115	2588		1656	1640	1839	4427	13.2	55	4	27.8	-45.2	116	1409	1274					1,409	13.9	1288.83	**7124.83**
12/4/2012	11.9	55.2	4.6	28.3	-34.5	108	2156		1641	1596	1980	4136	12.1	55.6	4.6	27.7	-44.3	110	1478	1254					1,478	13.9	1250.89	**6864.89**
12/5/2012	12	51.9	4.7	31.4	-33.5	108	2015		1678	1678	2026	4041	12.1	52.1	4.8	31	-43.1	109	1425	1157					1,425	13.9	1206.54	**6672.54**
12/6/2012	12.3	53.9	4.9	28.9	-40.2	109	2829		1656	1658	1964	4797	12.5	55	4.8	27.7	-46.2	109	1118	1162					1,118	13.9	1117.08	**7028.08**
12/7/2012	12.9	50	4.9	32.4	-40.7	112	2980		1660	1650	1900	4880	12.8	51.3	4.6	31.3	-48.3	112	1230	1095					1,230	13.9	1021.82	**7131.82**
12/8/2012	12.3	47.2	5.5	35	-40.9	108	3000		1650	1630	1700	4700	12	49.2	5.4	33.4	-48	108	1220	1238					1,220	13.9	1158.85	**7078.85**
12/9/2012	13.3	50.3	4.5	31.9	-40.1	110	3300		1658	1650	1760	5060	13.1	51.8	4.5	30.6	-45.9	110	1075	1115					1,075	13.9	1162.03	**7297.03**
12/10/2012	9.5	45.8	4.4	37.3	-40.5	60	2429		1658	1643	1670	4099	15.1	47.7	5.6	31.6	-42.2	84	1308	1350					1,308	13.9	1316.92	**6723.92**
12/11/2012	9.4	46.9	6.7	37	-44.5	54	1786		1656	1644	1701	4776	17.1	51.9	4.1	26.9	-51.2	86	1289	1337					1,289	13.9	1493.74	**6269.74**
12/12/2012	10.5	51.4	5.8	32.3	-36.6	122	3546		1664	1662	1933	6919	14.5	54.5	4.8	26.2	-45.4	105	1440	1200					1,440	13.9	1706.4	**8625.4**
12/13/2012	9.5	46	5.6	38.9	-40.9	80	1974		1698	1662	2089	5707	14.5	46.8	6.5	32.2	-52.7	100	1644	1388					1,644	13.9	1696.61	**7403.61**
12/14/2012	11.6	59.6	3.2	25.6	-36.9	88	2217		1654	1651	1417	5254	17.3	50.2	4.4	28.1	-42.1	110	1620	1393					1,620	13.9	1592.65	**6846.65**
12/15/2012	9.8	49.7	5.8	34.7	-36.5	68	1846		1643	1651	2079	5532	14.5	46	5.8	33.7	-47.7	112	1607	1273					1,607	13.9	1453.88	**6985.88**
12/16/2012	11.2	57.7	4.5	26.6	-36.5	65	1980		1654	1649	1882	5313	14.3	50.5	5.2	30	-44.7	124	1451	1149					1,451	13.9	1561.4	**6874.4**
12/17/2012	11	53	5	31	-36	68	1743		1617	1637	2054	5409	13.5	49.1	5.7	31.7	-47	95	1612	1326					1,612	13.9	1652.88	**7061.88**
12/18/2012	10.2	51.9	5.2	32.7	-35.7	60	1817		1626	1668	1642	3513	13	48.2	6.1	32.7	-47.8	90	1597	1390					1,597	13.9	1745.62	**6855.62**
12/19/2012	10.6	53	5	31.4	-37.8	71	1975		1642	1649	1860	3835	15.1	47.2	5.3	32.4	-45.8	100	1782	1372					1,782	13.9	1622.55	**7239.55**
12/20/2012	11.4	57.7	4	26.9	-36.7	80	2177		1665	1668	1817	3994	15.1	57.6	3.9	23.4	-44	98	1602	1074					1,602	13.9	1503.98	**7099.98**
12/21/2012	10.2	50.6	5.8	33.4	-37	58	2021		1656	1650	1844	3865	12.1	45.4	6.3	36.2	-43.2	75	1551	1226					1,551	13.9	1592.09	**7008.09**
12/22/2012	10.5	55.2	4.5	29.5	-36.4	68	2066		1643	1651	1850	3916	13.6	54.4	5.1	26.9	-43.5	90	1550	1145					1,550	13.9	1929.84	**7395.84**
12/23/2012	10.5	52	4.6	32.9	-37.6	79	2037		1635	1632	1774	3811	14.1	51	4.7	30.2	-47.8	99	1969	1227					1,969	13.8	1999.6	**7779.6**
12/24/2012	10.5	53.7	4.8	31	-36.4	69	1822		1612	1659	1750	3572	13.8	51.2	5.2	29.8	-47.7	90	2059	1131					2,059	13.8	1890.03	**7521.03**
12/25/2012	10	51	5.1	33.9	-36.1	60	1709		1632	1632	1805	3514	14.2	51.6	4.2	30	-46.3	95	1895	1242					1,895	13.8	1797.74	**7206.74**
12/26/2012	10.3	56.2	4.7	28.8	-36	59	1481		1653	1642	1882	3363	15	58.4	3.7	22.9	-46.1	91	1956	1231					1,956	13.8	1635.39	**6954.39**
12/27/2012	10.3	54.5	4.2	31	-37.8	67	1946		1655	1652	1784	3730	15	53.2	3.8	28	-45.3	102	1662	1137					1,662	13.8	1565.15	**6957.15**
12/28/2012	12.2	58.2	3	26.6	-39.4	69	1873		1670	1647	1891	3764	15.3	55.1	3.7	25.9	-44.9	105	1543	1246					1,543	13.8	1619.54	**6926.54**
12/29/2012	11.2	52.9	4.1	31.8	-38	65	2031		1621	1646	1804	3835	14.6	54.9	4.1	26.4	-45.1	98	1664	1066					1,664	13.8	1505.65	**7004.65**
12/30/2012	10.9	54.7	4	30.4	-38.3	60	2114		1557	1633	1839	3953	14	54.3	4	27.7	-44.3	109	1523	1067					1,523	14.5	1421.63	**6897.63**
12/31/2012	10.4	51.6	5.4	32.6	-37.3	72	2296		1659	1650	1909	4205	15.1	52.7	4.3	27.9	-43.3	110	1442	1119					1,442	14.5	1464.39	**7111.39**
1/1/2013	10.2	53.2	5.9	30.7	-37.6	55	2011		1605	1647	1822	3833	14.1	54.7	4.7	26.5	-42.8	102	1418	1188					1,418	0		**5251**
1/2/2013	11	53.5	5	30.5	-37.7	60	1974		1619	1654	1977	3951	14.8	51.4	4.9	28.9	-43	106	1378	1077					1,378	0		**5329**
1/3/2013	10.8	56.2	4.1	28.9	-37	80	2130		1630	1645	1980	4110	15.9	52	4.2	27.9	-39	102	1468	1302					1,468	0		**5578**
1/4/2013	10.5	57.6	3.9	28	-38.1	68	1878		1665	1651	1838	3716	16.1	47.9	5.3	30.7	-39	104	1393	1163					1,393	0		**5109**
1/5/2013	10.9	54.7	4.7	29.7	-37.6	72	1908		1620	1645	1860	3768	16.5	48	5.5	30	-39.1	92	1321	1353					1,321	0		**5089**
1/6/2013	10.6	55.6	4.4	29.4	-39	70	1712		1711	1636	1782	3494	16.3	49	5.4	29.3	-39.4	92	1358	1321					1,358	0		**4852**
1/7/2013	11.2	63.8	2.6	22.4	-37.7	61	1734		1639	1638	1761	3495	16.2	53.3	4.4	26.1	-38.1	90	1265	1347					1,265	0	1210.959	**5971**
1/8/2013	10.9	60	2.6	26.5	-37.6	69	1410		1656	1650	2009	3419	16.4	52.7	4.1	26.8	-38.6	92	1247	1167					1,247	0	1246.603	**5913**
1/9/2013	11.2	55.4	4.3	29.1	-38.4	79	1902		1598	1628	2090	3992	14.4	55.3	4.1	26.2	-37.2	100	1203	1071					1,203	0	1234.34	**6429**
1/10/2013	11.2	56.3	4	28.5	-35.9	80	2367		1655	1647	2060	4427	15.8	53.3	4.6	26.3	-37.2	100	1243	1321					1,243	0	1301.011	**6971**
1/11/2013	11.4	59.7	2.9	26	-38.1	87	1765		1632	1640	1646	3411							1302	968					1,302	0		**4713**
1/12/2013	12	60.5	2.3	25.2	-29.7	89	4388		1667			4388													0	0		**4388**
1/13/2013	16.5	52.3	4.5	27.7	-22.9	80	1569		1679	1611	2672	4241							1221	1036					1,221	0	1473.771	**6936**
1/14/2013	16.2	51.5	4.5	27.8	-29.1					1765	2904	2904	16.2	51.5	4.5	27.8	-29.1	90	1394	1318					1,394	0	1433.537	**5732**
1/15/2013	17.5	57.2	3.3	22	-26.7					1550	3245	3245	17.5	57.2	3.3	22	-26.7	102	1401	1223					1,401	0	1421.91	**6068**
1/16/2013	17.4	53.8	3.7	25.1	-26.3					1584	3122	3122	17.4	53.8	3.7	25.1	-26.3	94	1316	1302					1,316	0	1388.153	**5826**
1/17/2013	12.6	61.4	2.4	23.6	-23.8	120	4639			1599	3163	7802	16.8	51.7	4.3	27.2	-21.4	80	1514	1280					1,514	0	1484.151	**10800**
1/18/2013	13.5	59.5	3.9	23.1	-21	110				1586	2782	2782	19	58.1	2.5	20.4	-21.2	105	1413	1136					1,413	0	1389.422	**5584**
1/19/2013	13.1	57.1	4.2	25.6	-39.5	80					4064	4064													0	0		**4064**
1/20/2013	12.5	54.5	5	28	-40.2	70				1493	1888	1888													0	0		**1888**
1/21/2013	12.2	46.4	6.9	34.5	-22.5	72	752		1651			752	14.1	52.4	4.8	28.7	-27.4	76	1411	1089					1,411	0	1282	**3445**
1/22/2013	12.5	53.7	4.9	28.9	-41.5	50	4660		1598	1593	2735	7395							1894	1028					1,894	0		**9289**
1/23/2013	12.8	53.5	4.7	29	-41.4	60	730		1575	1686	2870	3600							730	1575					730	0		**4330**
1/24/2013	11.9	50.8	5.3	32	-42.3	50	671		1553	1404	2735	3406	11.7	53	5.3	30	79.5	82	1271	894					1,271	0		**4677**
1/25/2013	14.5	56.5	3.6	25.4	-37	68	710		1555	1412	2759	3469							3900	826					3,900	0		**7369**
1/26/2013	13.2	55.8	3.6	27.2	-41.7	67	625		1513	1661	2875	3500							3901	896					3,901	0		**7401**
1/27/2013	14.4	57.3	3.8	24.8	-38.6	62	591		1501	1673	2751	3342							3901	894					3,901	0		**7243**
1/28/2013	14.5	60.2	2.3	23	-34.1	104	971		1579	1627	2843	3814							3900	1028					3,900	0		**7714**
1/29/2013	12.1	59.6	3.3	25	-12.4	80	697		1591			697	12.5	60.2	3.1	24	111.6	105	1074	1152					1,074	0		**1771**
1/30/2013	13.8	52.8	4.4	29	-41	72	697		1591	1640	2862	3559	14.2	55.7	3.9	26.2	74.4	103	806	1049					806	0		**4365**
1/31/2013	14	55.1	4.4	26.5	-41.8	68	2100		1570	1603	2220	4320	14.3	58.8	3.2	23.7	49.3	80	820	902					820	0		**5140**
2/1/2013	14.1	60.6	2.5	22.8	-32.5	73	1573		1589	1585	2399	3972	**14.2**	**61.3**	**2.4**	**22.1**	**74.9**	**90**	**1452**	**974**					**1,452**	**0**		**5424**
2/2/2013	**13.7**	**58.3**	**3.5**	**24.5**	**-42**	**75**	**2633**		**1612**	1476	1618	4251	**13.6**	**58.7**	**3.6**	**24.1**	**25.1**	**81**	**1483**	**1014**					**1,483**	**0**		**5734**
2/3/2013	**12.4**	**55.5**	**4.2**	**27.9**	**-41.8**	**75**	**2880**		**1603**	1590	2130	5010	**12.7**	**56.4**	**4.2**	**26.7**	**40.2**	**80**	**868**	**1151**					**868**	**0**		**5878**
2/4/2013	**14**	**59.8**	**2.8**	**23.4**	**-41.4**	**101**	**3450**		**1533**	1590	2358	5838	**14**	**61.5**	**2.7**	**21.8**	**46.2**	**100**	**814**	**958**					**814**	**0**		**6622**
2/5/2013	**13.5**	**54.8**	**4.3**	**27.4**	**-42**	**75**	**2960**		**1595**	1603	2220	5180	**14.3**	**58.8**	**3.2**	**23.7**	**49.3**	**80**	**820**	**902**					**820**	**0**		**6000**
2/6/2013	**12.2**	**53.1**	**5.3**	**29.4**	**-42.6**	**73**	**3204**		**1674**	1587	2473	5677	**12.8**	**55.2**	**4.6**	**27.4**	**75.1**	**110**	**981**	**800**					**981**	**0**		**6658**
2/7/2013	**14**	**57.6**	**3.1**	**25.3**	**-36.5**	**90**	**2856**		**1714**	1601	2258	5114							**1089**	**836**					**1,089**	**0**		**6203**
2/8/2013	**11.6**	**56.7**	**4.1**	**27.6**	**-34.3**	**50**	**2641**		**1675**	1532	2124	4765	**12**	**57.1**	**4.5**	**26.4**	**57.8**	**80**	**832**	**1053**					**832**	**0**		**5597**
2/9/2013	**12**	**54.2**	**4.8**	**29**	**-43.8**	**70**	**2794**		**1592**	1579	2366	5160	**12.5**	**55.8**	**4.5**	**27.2**	**83.5**	**90**	**994**	**857**					**994**	**0**		**6154**
2/10/2013	**12.7**	**57.6**	**3.1**	**26.6**	**-38.4**	**78**	**2719**		**1596**	1605	2210	4929	**13.2**	**60.6**	**2.6**	**23.6**	**89.6**	**90**	**1080**	**1265**					**1,080**	**0**		**6009**
2/11/2013	**14.3**	**55.1**	**5.2**	**25.4**	**-46.5**	**80**	**3404**		**1619**	1600	2216	5620	**14.2**	**56.7**	**4.6**	**24.5**	**72.7**	**100**	**920**	**1023**					**920**	**0**		**6540**
2/12/2013	**11.7**	**56.4**	**4.5**	**27.4**	**-47.8**	**50**	**2990**		**1595**	1635	2200	5190	**11.9**	**55.8**	**4.5**	**27.8**	**64.5**	**90**	**950**	**695**					**950**	**0**		**6140**
2/13/2013	**11.2**	**52.8**	**5.5**	**30.5**	**-47.5**	**65**	**2915**		**1601**	1589	2141	5056	**12.3**	**57.4**	**4**	**26.3**	**78**	**92**	**965**	**860**					**965**	**0**		**6021**
2/14/2013	**13.3**	**53.3**	**5**	**28.4**	**-43.6**	**70**	**2938**		**1604**	1581	1995	4933							**1035**	**977**					**1,035**	**0**		**5968**
2/15/2013	**11.4**	**54.4**	**4.7**	**29.5**	**-47.3**	**70**	**2824**		**1597**	1568	2130	4954							**941**	**1123**					**941**	**0**		**5895**
2/16/2013	**13.8**	**57**	**4**	**25.2**	**-47.5**	**50**	**2589**		**1589**	1643	2064	4653	**12.3**	**56.2**	**3.5**	**28**	**70.1**	**72**	**1026**	**966**					**1,026**	**0**		**5679**
2/17/2013	**12.8**	**55.3**	**3.8**	**28.1**	**-46.2**	**60**	**2760**		**1592**	1646	2048	4808	**12.9**	**57.6**	**3**	**26.5**	**83.5**	**90**	**1090**	**1144**					**1,090**	**0**		**5898**
2/18/2013	**14**	**58.1**	**3.1**	**24.8**	**-46.7**	**80**	**2767**		**1615**	1578	2490	5257	**14.6**	**60.1**	**2.7**	**22.6**	**68.3**	**100**	**1060**	**1130**					**1,060**	**0**		**5317**
2/19/2013	**12.8**	**53.9**	**4.6**	**28.7**	**-46.9**	**65**	**2450**		**1604**	1606	2233	4683	**13**	**56.8**	**4.2**	**26**	**61.8**	**70**	**950**	**1217**					**950**	**0**		**5633**
2/20/2013	**12.4**	**54.9**	**4.2**	**28.5**	**-46.3**	**43**	**2324**		**1595**	1501	2094	4418	**13**	**57.6**	**3.7**	**25.7**	**59.1**	**60**	**951**	**813**					**951**	**0**		**5369**
2/21/2013	**13**	**57.9**	**4.1**	**25**	**-47.1**	**50**	**2435**		**1612**	1621	2092	4527	**13.1**	**62.8**	**3.5**	**20.6**	**65**	**60**	**1021**	**863**					**1,021**	**0**		**5548**
2/22/2013	**13.5**	**58.8**	**3.8**	**23.9**	**-47.7**	**60**	**2555**		**1593**	1595	2108	4663	**13.3**	**62**	**3.7**	**21**	**70.4**	**80**	**1150**	**1088**					**1,150**	**0**		**5813**
2/23/2013	**12.8**	**64.4**	**3.9**	**18.9**	**-46.8**	**60**	**2461**		**1601**	1457	2024	4485	**13.6**	**62.7**	**3.3**	**20.4**	**71.4**	**85**	**1011**	**891**					**1,011**	**0**		**5496**
2/24/2013	**12.7**	**57.6**	**3.5**	**26.2**	**-44.4**	**75**	**2694**		**1605**	1610	2119	4813	**13.4**	**62.5**	**2.8**	**21.3**	**85.4**	**105**	**1015**	**1088**					**1,015**	**0**		**5828**
2/25/2013	**12.8**	**58.6**	**3**	**25.6**	**-43.7**	**68**	**2650**		**1606**	1611	1987	4637	**13**	**60.5**	**2.6**	**23.9**	**87.2**	**100**	**1080**	**1159**					**1,080**	**0**		**5717**
2/26/2013	**14**	**63**	**2.1**	**20.9**	**-47.5**	**52**	**2398**		**1608**	1572	2293	4691	**14.1**	**63.5**	**2.1**	**20.3**	**59.5**	**75**	**935**	**889**					**935**	**0**		**5626**
2/27/2013	**14.1**	**55.7**	**3.8**	**26.4**	**-47**	**50**	**1811**		**1585**	1603	1804	3615	**15**	**59.3**	**3.1**	**22.6**	**40.4**	**60**	**818**	**1226**					**818**	**0**		**4433**
2/28/2013	**13.3**	**60.5**	**3.1**	**23.1**	**-47**	**50**	**2112**		**1616**	1614	1975	4087	**13.3**	**60.1**	**3.4**	**23.2**	**57.7**	**72**	**908**	**1218**					**908**	**0**		**4995**
3/1/2013	**13.6**	**63**	**3**	**20.4**	**-46.5**	**50**	**2192**		**1591**	1586	1926	4118	**14.3**	**66.1**	**1.9**	**17.7**	**55.8**	**70**	**848**	**952**					**848**	**0**		**4966**
3/2/2013	**14.4**	**58.5**	**3.2**	**23.9**	**-45.7**	**40**	**2293**		**1588**	1601	2202	4495	**14.9**	**64.3**	**2.2**	**18.6**	**60.4**	**70**	**906**	**1088**					**906**	**0**		**5401**
3/3/2013	**12.4**	**59.6**	**3.6**	**24.4**	**-46.6**	**60**	**2533**		**1594**	1603	2357	4890	**13**	**61**	**3**	**23**	**78.7**	**100**	**874**	**708**					**874**	**0**		**5764**

Inlet Lab Data

Date		CH4	CO2	O2	N2	H2	CO (%)	CO (ppm)

Date	Enclosed Flare												Candlestick Flare FL-100 (Flare Sta 2)								Flare Sta #1 FL-140		Flare Sta #3 FL-120		Total Utility Flare Flow	East Side Flare		Total Flow
	CH4	CO2	O2	Bal.	Press./Vac.	Gas Inlet Temp (°F)	Flow (scfm)	Flow Set Point	Enclosed Flare Temp	Callidus Flare Temp	Callidus Flow (scfm)	Total Flow (scfm)	CH4	CO2	O2	Bal.	Press./Vac.	Gas Inlet Temp (°F)	Flow (scfm)	Flare Temp.	Flow (scfm)	Flare Temp.	Flow (scfm)	Flare Temp.	Flow (scfm)	CH4	Flow (scfm)	scfm
3/4/2013	12.5	64.5	3.5	19.5	-45.9	70	2659		1568	1651	2365	5024	13.3	66.6	2.6	17.5	78.6	100	913	1247					913	0		5937
3/5/2013	12.7	65.4	3.1	18.3	-46.6	60	2709		1595	1590	2313	5022	13.6	65.6	3.2	17.6	72.1	80	976	1231					976	0		5998
3/6/2013	12.1	57.6	4.6	25.7	-46.3	50	2414		1615	1593	2283	4697	12.9	62.4	3.9	20.8	74.8	90	1012	1149					1,012	0		5709
3/7/2013	13	62.3	3.2	21.5	-46.8	75	2542		1604	1599	2340	4882	13.6	64.6	2.6	19.2	74.2	110	879	974					879	0		5761
3/8/2013	12.8	60.8	3.5	22.9	-46.7	65	2526		1614	1600	2380	4906	13.1	63.3	3	20.6	81.9	100	957	1080					957	0		5863
3/9/2013	13.6	61.2	3	22.2	-46.5	80	2711		1598	1603	2389	5100	15.3	64.9	1.5	18.3	74.2	100	915	1266					915	0		6015
3/10/2013	13.7	64.4	2.4	19.5	-46.4	60	2726		1557	1610	2266	4992	14.2	65.5	2.1	18.2	76.2	80	1073	1015					1,073	0		6065
3/11/2013	13.3	59.1	3.7	23.9	-50.1	80	3134		1585	1595	2027	5161	13.2	60.2	4	22.6	50.7	90	1178	1165					1,178	0		6339
3/12/2013	12.4	56.3	3.6	27.7	-49.5	70	2933		1585	1594	2373	5306	12.9	54	3.6	29.5	65.5	90	1202	1088					1,202	0		6508
3/13/2013	11.5	51.6	4.6	32.3	-44.6	60	2873		1606	1585	2207	5080	11.7	51.6	4.8	31.9	79.1	90	1332	1097					1,332	0		6412
3/14/2013	13.6	57.5	2.8	26.1	-50.3	70	3615		1583	1595	1549	5210	13.7	58.3	2.5	25.5	32	85	768	1174					768	0		5932
3/15/2013	12.6	60.4	2.9	24.1	-42	90	3321		1605	1603	2237	5558	13.1	60.5	2.7	23.7	73	120	1284	943					1,284	0		6842
3/16/2013	14	57.4	2.8	25.8	-46.2	70	2762		1611	1598	1948	4710	14.2	56.9	2.7	26.2	75.8	100	1381	1008					1,381	0		6091
3/17/2013	13	53.6	3.5	29.9	-48.5	60	2690		1603	1619	1836	4526	13.1	53.7	3.7	29.5	66.7	90	1842	985					1,842	0		6368
3/18/2013	12.8	56.7	3.5	27	-48.4	60	2316		1599	1597	2171	4487	12.8	57.9	3.6	25.7	70.1	90	2009	1219					2,009	0		6496
3/19/2013	11.5	52.8	3.9	31.8	-40.7	60	2252		1593	1576	2307	4559	16	49.5	5.4	29.1	83.3	90	1578	1125					1,578	0		6137
3/20/2013	11.1	43.2	6.9	38.8	-46.7	60	2883		1621	1560	2251	5134	14.9	52	4.7	28.4	53.9	80	1167	1268					1,167	0		6301
3/21/2013	12	60.4	1.8	25.8	-49.9	60	2080		1601	1611	2106	4186	12.2	59.2	1.8	26.8	48	80	1383	789					1,383	0		5569
3/22/2013	11.6	53.7	3.9	30.8	-42.9	80	2216		1589	1623	2664	4880	11.5	54.7	4	29.8	77.2	100	1339	830					1,339	0		6219
3/23/2013	13.5	57	2.8	26.7	-50.1	90	3474		1646	1579	2345	5819	13.4	71.8	2.3	12.5	45.6	95	1247	1068					1,247	0		7066
3/24/2013	11.9	50.6	4.3	33.2	-49.7	70	2869		1654	1591	2248	5117							1099	1191					1,099	0		6216
3/25/2013	11.8	61.2	3.9	23.1	-49.3	65	2946		1656	1594	2165	5111	12.2	60.8	3.8	23.2	44.5	70	1177	1138					1,177	0		6288
3/26/2013	11.9	52.6	4.5	31	-49.4	80	3255		1674	1620	2243	5498	12.1	52.9	4.5	30.5	53.5	90	1112	1075					1,112	0		6610
3/27/2013	13.5	57.5	3.2	25.8	-50	85	3188		1560	1578	2249	5437	13.9	56.8	3.2	26.1	55.5	100	1167	791					1,167	0		6604
3/28/2013	10.5	56	4.6	28.9	-46.2	80	3237		1684	1624	2314	5551	11	55.2	4.5	29.3	68.7	100	1322	977					1,322	0		6873
3/29/2013	12.3	57.2	3.8	26.7	-45.7	90	3055		1597	1601	2293	5348	12.1	57.8	3.7	26.4	62.7	120	1898	885					1,898	0		7246
3/30/2013	13.4	57.8	2.7	26.1	-41.5	70	2975		1642	1413	2349	5324	13.4	57.4	2.8	26.4	102	90	1238	1125					1,238	0		6562
3/31/2013	12.9	61	2.6	23.5	-38.7	90	2826		1670	1642	2041	4867	13.4	60.8	2.3	23.5	72.2	110	1970	945					1,970	0		6837
4/1/2013	12.1	53.9	4.9	29.1	-50.2	80	2755		1654	1611	2284	5039	11.9	54	4.9	29.2	39.6	100	1994	1066					1,994	0		7033
4/2/2013	11.6	53.4	4.5	30.5	-49.4	80	2982		1662	1574	2109	5091	11.8	53	4.4	30.8	44.5	90	1655	780					1,655	0		6746
4/3/2013	12.2	53	4.7	30.1	-50	80	3138		1655	1627	2246	5384	12.5	53.3	4.7	29.5	55.4	90	1728	1001					1,728	0		7112
4/4/2013	13.3	55.6	3.7	27.4	-47.4	90	3320		1648	1546	2173	5493	13.5	55.9	3.8	26.8	58	120	2008	930					2,008	0		7501
4/5/2013	12.8	57.9	3.5	25.8	-46.1	90	3001		1669	1538	2034	5035	13.1	57.1	3.4	26.4	60.5	120	2196	800					2,196	0		7231
4/6/2013	14.4	58.5	2.4	24.7	-45.7	94	2976		1678	1592	1776	4752	15	59.6	2	23.4	61.6	124	1889	1266					1,889	0		6641
4/7/2013																									0			
4/8/2013	10.8	61.1	4.6	23.5	-43.3	102	3122		1591	1522	2154	5276	11.4	58.4	4.6	25.6	54.1	130	1877	1034					1,877	0		7153
4/9/2013	14	58.9	2.6	24.5	-44.9	90	2849		1603	1605	2001	4850	13.9	58.8	2.5	24.8	58.3	110	2156	1305					2,156	0		7006
4/10/2013	13	58.2	3.2	25.6	-49	94	3001		1548	2499	1614	4615	12.9	58.6	3	25.5	55	110	1279	969					1,279	0		5894
4/11/2013	14.6	57.3	2.8	25.3	-49	82	2719		1593	1984	1561	4280	14.7	57.1	2.8	25.4	29.1	90	1335	1093					1,335	0		5615
4/12/2013	13.3	55.7	3.8	27.2	-45.8	78	2645		1573	2610	1417	4062	13.6	57	3.5	25.9	66.3	90	1441	1223					1,441	0		5503
4/13/2013	13.1	55.2	3.9	27.8	-47	92	3344		1594	2698	1504	4848	13.6	56	3.3	27.1	56.2	106	1259	944					1,259	0		6107
4/14/2013	12.5	56.9	3.7	26.9	-47	105	2369		1504	2207	1617	3986	12.9	57.3	3.4	26.4	50	120	2558	1239					2,558	0		6544
4/15/2013	15	58.1	3.2	23.7	-41.3	86	2225		1489	2309	1654	3879	14	58	3.1	24.9	63.9	100	2135	809					2,135	0		6014
4/16/2013	13.1	55.3	4.2	27.4	-46.6	74	1874		1492	2874	1472	3346	13.3	56.2	4	26.5	58.2	80	2005	952					2,005	0		5351
4/17/2013	12.5	54	4.9	28.6	-43.9	106	1889		1573	2550	1454	3343	14.8	55.1	3.5	26.6	56.8	104	2413	827					2,413	0		5756
4/18/2013	13.6	54.8	4.3	27.3	-49.9	66	2536		1673	2159	1610	4146	14.6	55.1	4.4	25.9	38.4	75	1808	1256					1,808	0		5954
4/19/2013	12.7	50.6	5.8	30.9	-50	70	2741		1674	1911	1558	4299	13.5	52.6	4.7	29.2	36.8	76	2032	1319					2,032	0		6331
4/20/2013	12.4	52.5	5.2	29.9	-49.1	80	2963		1648	2036	1613	4576	12.9	55	3.9	28.2	36.8	90	1753	992					1,753	0		6329
4/21/2013	12.1	54.3	4.3	29.3	-50	82	3109		1660	1923	1614	4723	13.2	54.1	3.7	29	38.3	90	1773	1090					1,773	0		6496
4/22/2013	11.6	59.8	4.7	23.9	-49.9	96	3630		1649	2065	1564	5194	12.9	63.9	3.2	20	41.2	106	2011	963					2,011	0		7205
4/23/2013	11.9	53.4	5	29.7	-47.6	85	3202		1634	2074	1600	4802	13.7	56.5	3.4	26.4	53.1	90	1660	901					1,660	0		6462
4/24/2013	12.6	54.6	4.4	28.4	-47.2	80	3049		1622	1988	1610	4659	12.3	53.4	4.5	29.8	55.4	88	1675	1099					1,675	0		6334
4/25/2013	12.1	52.1	5	30.8	-44.4	88	3014		1665	2200	1585	4599	12.3	51.9	4.7	31.1	58.2	92	1687	968					1,687	0		6286
4/26/2013	10.7	53.2	4.6	31.5	-40.8	86	2832		1636	2190	1590	4422	9.9	48.5	6.3	35.3	63.4	92	1620	1128					1,620	0		6042
4/27/2013	11.2	52.8	4.6	31.4	-49.6	80	3526		1611	2149	1590	5116	11.5	55.2	3.7	29.6	47.1	88	1029	908					1,029	0		6145
4/28/2013	10.6	53.9	4.4	31.1	-48.1	82	3628		1640	2102	1615	5243	10.8	55.2	4.1	29.9	47.7	87	1345	985					1,345	0		6588
4/29/2013	12.1	52.3	4.1	31.5	-48	96	3506		1670	1735	1562	5068	12.5	51.4	4.1	32	45.6	102	1982	928					1,982	0		7050
4/30/2013	11.2	55.9	4.8	28.1	-42.5	104	3550		1615	1890	1604	5154	13.3	58.7	2.7	25.3	49.5	110	2124	1225					2,124	0		7278
5/1/2013	12.5	59.9	2.7	25.5	-46	110	3614		1693	2127	1516	5130	12.3	59.6	2	26.1	44	118	2168	931					2,168	0		7298
5/2/2013	11.5	56.5	3.9	28.1	-48	98	3679		1562	2100	1583	5262	12.8	57.2	3	27	45	106	1752	1110					1,752	0		7014
5/3/2013	13.1	51.7	4.3	30.9	-50.3	65	3445		1697	1777	1620	5065	13.1	52.8	4.4	29.7	50.4	72	1779	1078					1,779	0		6844
5/4/2013	12.7	53.8	4.1	29.4	-48.2	66	3580		1540	1730	1606	5186	12.9	54.1	3.8	29.2	52.1	78	1810	850					1,810	0		6996
5/5/2013	12.6	55.8	3.8	27.8	-45.9	78	3571		1740	1830	1548	5119	13	54.8	3.9	28.3	54.7	80	1707	976					1,707	0		6826
5/6/2013	12.4	53.5	4.3	29.8	-45	88	3726		1755	1680	1603	5329	12.9	56	3.4	27.7	53	96	1730	1124					1,730	0		7059
5/7/2013	13.3	58.5	3.2	25	-44.8	95	3565		1720	2369	1687	5252	13.4	60.7	2.5	23.4	43.9	110	2235	956					2,235	0		7487
5/8/2013	12.8	59.1	3	25.1	-41.3	106	3680		1656	2081	1620	5300	13	58.9	2.9	25.2	51.1	114	2176	458					2,176	0		7476
5/9/2013	12.8	55.6	3.7	27.9	-45.6	98	3896		1611	1858	1374	5270	13.4	55.4	3.8	27.7	47.6	107	2110	785					2,110	0		7380
5/10/2013	11.7	53.9	4.8	29.6	-49.8	85	3895		1648	2328	1582	5477	12	54	4.7	29.3	43.4	93	1527	1005					1,527	0		7004
5/11/2013	11.9	50.5	5.5	32.1	-51	89	3808		1663	2727	1546	5354	14	54	5.4	26.6	43.1	96	1642	1154					1,642	0		6996
5/12/2013	11.4	50.9	5.4	32.3	-51.2	83	3842		1621	2131	1607	5449	11.8	51.4	5	31.8	43.8	89	1900	1100					1,900	0		7349
5/13/2013	13.3	54.2	4.5	28	-48.1	91	3853		1643	2172	1564	5417	12.5	53.6	4.3	29.6	47.5	100	1810	892					1,810	0		7227
5/14/2013	11.9	57.6	3.9	26.6	-42.8	100	3895		1626	2507	1611	5506	12.7	58.6	3.5	25.2	51.5	108	2121	1097					2,121	0		7627
5/15/2013	11.8	54.4	4.6	29.2	-45.3	98	3701		1640	2440	1598	5299	13.7	56.1	3.5	26.7	47.1	105	1920	1022					1,920	0		7219
5/16/2013	11.2	55.6	4.1	29.1	-47	98	3874		1654	2260	1404	5278	11.9	56.2	3.8	28.1	44.5	106	2242	704					2,242	0		7520
5/17/2013	11.9	57	3.9	27.2	-45.1	95	3555		1648	2414	1582	5137	12.2	57.1	3.5	27.2	50.9	106	2121	909					2,121	0		7258
5/18/2013	11.5	56.4	3.8	28.3	-42.3	118	3691		1639	2304	1560	5251	12.2	58.1	3.1	26.6	50.3	126	2141	842					2,141	0		7392
5/19/2013	11.3	57.1	4.3	27.3	-42.4	122	3644		1666	2464	1595	5239	11.8	58.4	3.7	25.6	44.3	136	2375	962					2,375	0		7614
5/20/2013	11.9	57.6	3.6	26.9	-45.4	115	3461		1667	2429	1605	5066	12	58	3.2	26.5	50.2	121	1881	1215					1,881	0		6947
5/21/2013	10.6	58.1	4.5	26.8	-45.5	114	3486		1649	2292	1596	5082	11.6	58.9	3.4	26.1	47	124	2112	1009					2,112	0		7194
5/22/2013	11.8	57.6	3.3	27.3	-46	120	3503		1629	2053	1574	5077	12.3	58.4	3	26.3	46.9	128	2337	1171					2,337	0		7414
5/23/2013	12.2	53.7	4.5	29.6	-48.6	110	3303		1662	2324	1577	4880	12.2	54.6	4	29.2	47.5	117	2214	1271					2,214	0		7094
5/24/2013	10.9	57.2	5	30.2	-47.2	115	3624		1673	2109	1539	5163	10.6	53.8	5.1	30.5	46.3	124	2007	1047					2,007	0		7170
5/25/2013	10.7	52.7	4	28.1	-42	128	3722		1669	1998	1519	5241	10.9	56.3	3.9	28.9	50.2	136	2488	1038					2,488	0		7729
5/26/2013	10.1	56.4	5.2	32	-42.8	132	3703		1676	1901	1510	5213	10.9	52.5	4.8	31.8	48.6	136	2601	894					2,601	0		7814
5/27/2013	11.5	57.7	4	28.1	-43.3	127	3631		1651	2466	1612	5243	12	56.3	3.6	28.1	45.4	134	2034	1080					2,034	0		7277
5/28/2013	11.7	54.1	4	26.6	-45	129	3525		1614	2510	1610	5135	11.2	57.9	3.9	27	41.7	137	2321	1210					2,321	0		7456
5/29/2013	10	53	5.1	30.8	-41.5	129	3302		1670	2609	1601	4903	10.7	53.1	5.1	31.1	40.8	137	2828	1057					2,828	0		7731
5/30/2013	11.5	53	4.7	30.8	-42.6	128	3001		1591	2647	1596	4597	11	53	4.5	30.5	40.3	138	2741	540					2,741	0		7338
5/31/2013	11.2	55.6	4	27.2	-44.8	121	3161		1677	3108	1467	4628	11.3	56.1	3.8	28.2	41.2	124	2873	1220					2,873	0		7501
6/1/2013	10.4	56.7	4.1	28.8	-38.6	122	3642		1643	3145	1544	5186	10.7	57.6	3.8	27.9	50.3	126	2245	1053					2,245	0		7431
6/2/2013	12	59.6	3.3	25.1	-33.3	125	3664		1651	3246	1581	5245	12.2	60.4	3.1	24.3	57.3	128	2364	959					2,364	0		7609
6/3/2013	12.4	58.9	2.8	25.9	-36.2	140	3451		1637	2809	1490	4941	12.7	58.7	2.5	26.1	50.1	146	2713	822					2,713	0		7654
6/4/2013	12.4	60.9	2.1	24.6	-34.5	146	3722		1663	2636	1591	5313	12.8	60.6	1.8	24.8	54.1	153	1922	703					1,922	0	586	7821
6/5/2013	13.3	54.1	4.7	27.9	-37.3	137	3696		1610	2369	1592	5288	11.6	54.4	4.3	29.7	52.3	145	1918	1139					1,918	0	529	7735
6/6/2013	12.5	51.4	4.7	31.4	-37.2	137	3405		1621	2349	1571	4976	12.9	49.1	4.6	33.4	54.7	142	1809	997					1,809	0	734	7519
6/7/2013	11.8	59.3	2.8	26.1	-36.9	146	3544		1629	2047	1553	5097	12.7	58.3	2.4	26.6	48.9	154	2592	780					2,592	0	596	8285
6/8/2013	10.9	55.4	4	29.7	-34.2	141	3352		1627	2020	1581	4933	11.9	54.9	4.3	28.9	56.8	147	2038	1081					2,038	0	864	7835
6/9/2013	11.9	49.5	6	32.6	-37.4	141	3691		1606	2352	1623	5314	11.5	49.1	5.7	33.7	51.3	147	1589	1222					1,589	0	1079	7982
6/10/2013	9.5	48.7	6.5	35.3	-35	143	3665		1660	2383	1580	5245	10.1	47.5	6.6	35.8	53.3	148	1457	908					1,457	0	1028	7730
6/11/2013	10.7	49.1	5.9	34.3	-34.4	146	3651		1671	2013	1546	5197	11.5	47.5	5.2	35.8	52.6	152	2110	979					2,110	0	1056	8363
6/12/2013	9.9	50.9	5.4	33.8	-37.4	131	3698		1601	2220	1596	5294	10	43.9	6.5	39.6	54.7	140	1653	963					1,653	0	488	7435
6/13/2013	10.5	46.1	5.9	37.5	-35.6	133	3558		1605	2601	1620	5178	10.6	47.4	6.5	35.5	63.2	142	1214	912					1,214	0	1119	7511
6/14/2013	12.2	51.4	5.4	31	-35.6	135	3691		1635	2701	1562	5253	11	50.5	5.3	33.2	60.7	146	1269	943					1,269	0	872	7394
6/15/2013	11.8	57.2	3.8	27.2	-36.5	142	3502		1603	2641	1608	5110	11.9	58.1	3.4	26.6	54.2	148	2105	891					2,105	0	745	7960
6/16/2013	10.7	43.3	6.6	39.4	-43.5	110	2604		1469	3038	1558	4162	11.6	44.4	6.1	37.9	54.1	102	1664	480					1,664	0	1051	6877
6/17/2013	12.2	47.7	6.3	33.8	-36.1	138	3401		1607	2604	1605	5006	11.9	54.9	4.9	58.3	58.3	146	1496	981					1,496	0	1141	7643
6/18/2013																												

Inlet Lab Data									
Date		CH4	CO2	O2	N2	H2	CO (%)	CO (ppm)

Date	Enclosed Flare												Candlestick Flare FL-100 (Flare Sta 2)								Flare Sta #1 FL-140		Flare Sta #3 FL-120		Total Utility Flare Flow	East Side Flare		Total Flow
	CH4	CO2	O2	Bal.	Press./Vac.	Gas Inlet Temp (°F)	Flow (scfm)	Flow Set Point	Enclosed Flare Temp	Callidus Flare Temp	Callidus Flow (scfm)	Total Flow (scfm)	CH4	CO2	O2	Bal.	Press./Vac.	Gas Inlet Temp (°F)	Flow (scfm)	Flare Temp.	Flow (scfm)	Flare Temp.	Flow (scfm)	Flare Temp.	Flow (scfm)	CH4	Flow (scfm)	scfm
6/19/2013	8.9	46.7	6	38.4	-32.2	138	3691		1664	2409	1587	5278	**13.1**	**58.8**	**3.3**	**24.8**	**64**	**145**	**1004**	**1017**					**1,004**	**0**	**1409**	**7691**
6/20/2013	9	43.5	6.5	41	-33.8	139	3769		1604	2365	1608	5377	**12.8**	**59**	**2.2**	**26**	**64.4**	**147**	**1196**	**1134**					**1,196**	**0**	**1184**	**7757**
6/21/2013	12.3	56.8	4.2	26.7	-33.3	139	3519		1612	2415	1588	5107	**11.6**	**55.5**	**3.9**	**26**	**63.5**	**146**	**1891**	**1065**					**1,891**	**0**	**1177**	**8175**
6/22/2013	10.4	42.9	7.6	29.1	-43.5	110	3864		1596			3864	**10.5**	**40.9**	**7.9**	**40.7**	**47.8**	**97**	**2301**	**1392**					**2,301**	**0**	**1380**	**7545**
6/23/2013	9	43.1	7.1	40.8	-43.7	128	3809		1601			3809	**9.4**	**40.5**	**7.1**	**43**	**47.9**	**156**	**2987**	**1353**					**2,987**	**0**	**1293**	**8089**
6/24/2013	11.4	42.4	6.9	39.3	-43.2	136	3497		1593			3497	**12.4**	**42**	**6.8**	**38.8**	**46.9**	**144**	**3046**	**1254**					**3,046**	**0**	**1443**	**7986**
6/25/2013	11.9	54.4	4.5	29.2	-41.5	138	3889		1632			3889	**10.9**	**49.6**	**5.1**	**34.4**	**47.1**	**144**	**3046**	**885**					**3,046**	**0**	**1382**	**8317**
6/26/2013	9.4	45.4	6.1	39.1	-40.4	135	3803		1615			3803	**8.9**	**40.6**	**6**	**44.5**	**47.5**	**141**	**2725**	**513**					**2,725**	**0**	**1391**	**7919**
6/27/2013	10.1	46.5	5.4	38	-38.5	138	3629		1601			3629	**12.1**	**45.5**	**4.9**	**37.5**	**53.5**	**145**	**2605**	**854**					**2,605**	**0**	**1334**	**7568**
6/28/2013	10.1	53.1	5.6	31.2	-36.9	139	3853		1598			3853	**11**	**53.7**	**5.5**	**29.8**	**56.2**	**144**	**2817**	**791**					**2,817**	**0**	**1326**	**7996**
6/29/2013	10.1	45.6	6.1	38.2	-38.5	139	3694		1601			3694	**11.4**	**45.2**	**5.9**	**37.5**	**37.5**	**144**	**2566**	**956**					**2,566**	**0**	**1386**	**7646**
6/30/2013	10.5	38.5	8.2	42.8	-42.1	135	3694		1590			3694	**12.2**	**42.8**	**6.9**	**38.1**	**48.8**	**149**	**2911**	**1250**					**2,911**	**0**	**1432**	**8037**
7/1/2013	12.8	46.6	6.5	34.1	-38.5	138	3294		1600			3294	**11.3**	**46.9**	**6.2**	**35.6**	**53.7**	**143**	**2891**	**855**					**2,891**	**9.7**	**1271**	**7456**
7/2/2013	9.4	42.1	7.1	41.4	-41.1	129	3309		1596			3309	**9.1**	**42.5**	**7**	**41.4**	**62**	**140**	**2708**	**1341**					**2,708**	**7.5**	**1514**	**7531**
7/3/2013	11.2	48	5.9	34.9	-38.1	139	3510		1599			3510	**12.4**	**48.3**	**5.7**	**33.6**	**56.9**	**145**	**2610**	**1094**					**2,610**			**6120**
7/4/2013	9.2	49.9	6.4	34.5	-35.7	139	3496		1591			3496	**10.3**	**45.5**	**4.4**	**39.8**	**55.8**	**143**	**2901**	**1153**					**2,901**			**6397**
7/5/2013	12.8	49.9	6	51.3	58.7	138	3514		1582			3514	**12.6**	**47.4**	**6.1**	**33.9**	**52.9**	**143**	**2884**	**1121**					**2,884**	**10.9**	**1501**	**7899**
7/6/2013	11.9	44.3	5.8	38	-41.2	133	3891		1604			3891	**13**	**47.6**	**6.2**	**33.2**	**51.4**	**139**	**2544**	**926**					**2,544**	**10.8**	**1535**	**7970**
7/7/2013	12.5	50	6.2	31.3	32.6	137	3346		1566			3346	14.7	50.5	5.1	29.7	39.5	149	2328	635					2,328	8.3	1364	**7038**
7/8/2013	11	48.3	6.3	34.4	34.5	136	3796		1652			3796	10.8	50.3	5.1	33.8	33.1	140	2392	1066					2,392	11.9	1580	**7768**
7/9/2013	10.1	46.1	4.8	39	-41.1	136	3981		1598			3981	10.6	43.2	4.9	41.3	56.9	140	2279	1179					2,279	11.2	1504	**7764**
7/10/2013	11.7	44.5	6.2	37.6	-41.4	126	3960		1562			3960	12.6	43.7	6.1	37.6	61.4	129	2004	1360					2,004	9.1	1570	**7534**
7/11/2013	11	51.1	5.8	32.1	-34.6	130	3987		1545			3987	10.5	30.5	6	31.7	1.3	133	2041	1123					2,041	7.2	1398	**7426**
7/12/2013	12.1	53.1	4.9	29.8	-36.6	133	3921		1673			3921	12.9	54.5	4.6	28	35	136	2195	1354					2,195	8.9	1516	**7632**
7/13/2013	13.1	59.5	2.9	24.5	-40.8	144	3635		1691			3635	13.3	58.8	2.8	25.1	53.4	147	2701	1227					2,701	12.4	1265	**7601**
7/14/2013	12.2	55.5	4.3	28	-28.4	102	3325		1614			3325	12.7	51	4	26.3	51.3	90	2188	992					2,188	11.6	1305	**6818**
7/15/2013	13	59.3	3.8	23.9	-30.5	110	3954		1615			3954	13.4	60.6	3.3	22.7	54.7	92	2027	1092					2,027	12.3	1204	**7185**
7/16/2013	11.4	56	4.3	28.3	-30.2	111	3740		1570			3740	11.7	54.5	4.5	29.3	63.9	137	1383	938					1,383			**5123**
7/17/2013	11.7	55.7	5	27.6	-27.7	110	3988		1541		3303	7291	12.3	55.8	4.7	27.2	42.6	92	1416	900					1,416	15.1	1023	**9730**
7/18/2013	12.5	56.9	3.1	27.5	-38.2	110	3986		1609		3255	7241	12.5	59.8	2.8	24.9	57.7	147	1066	906					1,066	13.8	1003	**9310**
7/19/2013	11.5	55.2	4.5	28.8	37.2	104	3987		1606			3987	12.1	54.7	4.4	28.8	57.7	147	1142	906					1,142			**5129**
7/20/2013	12.8	60.6	3.1	23.1	62.3	128	3988		1627		2929	6917	12.7	53.1	4.9	29.3	63.4	124	957	835					957	18.7	900	**8774**
7/21/2013	11.3	50.7	6	32	-30.8	129	3988		1606		2801	6789	13	60.3	3.1	23.1	62.3	141	1343	874					1,343	17.3	833	**8965**
7/22/2013	12	53.8	4.8	29.4	-28.8	104	3988		1602		2960	6948	12.8	54.2	4.8	28.2	56.3	142	1512	866					1,512	14.8	1007	**9467**
7/23/2013	12.7	49.1	4.7	33.5	-30.5	109	3987		1597		2625	6612	12.8	52.5	3.5	31.2	65.4	142	1597	753					1,597	13.2	1102	**9311**
7/24/2013	11	48.4	6.3	34.3	-34.7	126	3990		1609		2942	6932	11.5	44.2	6	33.3	61	134	1609	831					1,609	16.3	1047	**9588**
7/25/2013	11.5	55.7	4.5	28.3	-30.5	105	3989		1551		3241	7230	11.9	57.3	4.5	26.3	65.7	145	1551	817					1,551	20.6	805	**9586**
7/26/2013	9.9	45.1	6.3	38.2	-29.2	128	3991		1612		3092	7083	11.7	50.6	5.9	31.3	-68.3	136	1612	870					1,612	15.2	936	**9631**
7/27/2013	12.6	53.3	5.1	29	-30.4	133	3992		1633		2898	6890	12.9	53.7	4.8	28.6	65.6	139	1177	1133					1,177	17.6	759	**8826**
7/28/2013	12.8	53.8	4.5	28.9	-29.2	136	3994		1632		3141	7135	13.1	54.2	4.1	28.6	68.1	158	949	1632					949	15	846	**8930**
7/29/2013	13.3	52.9	4	29.8	-30.5	135	3995		1628		3341	7336	13.4	54.1	4	28.5	66	141	1241	1628					1,241	12.2	894	**9471**
7/30/2013	12.8	49.8	5.6	31.8	-31.3	118	3981		1602		2984	6965	13.6	52.3	4.8	29.3	66.5	131	801	1602					801	17.4	939	**8705**
7/31/2013	12.7	54.5	4.7	28.1	-29.2	128	3993		1661		3033	7026	13.6	55	4.3	27.1	70	128	1052	1661					1,052	18.1	935	**9013**
8/1/2013	13.1	58.9	3.4	24.6	-27.7	140	3992		1607	1562	3180	7172	13.9	56.3	3.3	26.5	68.6	144	1210	1607					1,210	0	962	**9344**
8/2/2013	12.5	59.4	3.8	24.3	-32.6	132	3996		1546	1581	2850	6846	13.6	57.2	3.3	25.9	66.8	136	1184	948					1,184	0	1017	**9047**
8/3/2013	12.9	52.7	4.2	30.2	-29.4	136	3991		1650	1574	2869	6860	13.7	52.8	4.2	29.3	67.3	140	1218	849					1,218	0	1014	**9092**
8/4/2013	12.7	52.5	4.8	30	-29.9	138	3990		1593	1362	2946	6936	12.9	52.3	4.2	29.6	68.3	158	1148	747					1,148	0	975	**9059**
8/5/2013	13	54.6	4.3	28.1	29.3	130	3998		1620	1591	3011	7009	13.1	54.9	4	28	63.7	141	1138	997					1,138	0	946	**9093**
8/6/2013	14.1	56	3.6	26.3	28.1	137	3993		1609	1719	3999	7992	14.8	57	3	25.2	66.5	145	1266	903					1,266	0	928	**10186**
8/7/2013	15	56.3	3.5	25.2	-30.2	137	3991		1601	1512	3999	7990	15.8	56.2	3.6	24.4	62.6	145	1286	877					1,286	0	1103	**10379**
8/8/2013	13.5	51.1	4.7	30.7	-30.5	130	3993		1610	1589	3691	7684	13.9	52.6	4.4	29.1	67.7	139	1381	761					1,381	0	990	**10055**
8/9/2013	13.9	54.9	3.8	27.4	-30.4	136	3991		1591	1675	3951	7942	14.6	54.3	3.8	27.3	64.4	140	1158	791					1,158	0	1074	**10174**
8/10/2013	13.7	54.5	4.5	27.3	-28	136	3991		1610	1591	3957	7948	14.8	54.6	4.2	26.4	68.3	142	1348	861					1,348	0	1043	**10339**
8/11/2013	13.7	54	4	28.3	-29.6	136	3984		1595	1657	3960	7944	14.1	53.9	3.9	28.1	65.6	162	1288	767					1,288	0	1122	**10354**
8/12/2013	14	54.3	4.4	27.3	-28.2	131	3991		1610	1591	3833	7824	14.5	54.7	4.2	26.6	69.7	136	1201	979					1,201	0	1080	**10105**
8/13/2013	14.2	55.9	5.3	24.6	-29.4	129	4003		1616	1589	3661	7664	13.4	56.8	4.7	25.1	74	89	1022	889					1,022	0	1061	**9747**
8/14/2013	12.5	52.3	5.4	29.8	-30.5	128	3997		1605	1600	3038	7035	13	51.5	5.2	30.3	69.7	83	1101	700					1,101	0	1174	**9310**
8/15/2013	13.6	53.5	4.5	28.4	-30.6	130	3996		1645	1582	3723	7719	13.9	55	4	27.1	67.7	137	1172	841					1,172	0	976	**9867**
8/16/2013	12.6	51.9	4.5	31	-29	128	4001		1652	1580	3601	7602	13.3	52.8	4.3	29.6	68.6	135	1141	840					1,141	0	845	**9588**
8/17/2013	13.3	56.2	4.3	26.2	-29.2	125	3810		1601	1740	3999	7809	13.6	57.4	3.8	25.2	42.3	133	1190	885					1,190	0	903	**9902**
8/18/2013	14.3	59.4	3.4	22.9	-32.3	126	4004		1608	1622	3970	7974	14.4	59.5	3.2	22.9	69.9	132	1318	904					1,318	0	902	**10194**
8/19/2013	13.8	55.3	4.5	26.4	-29.7	128	4000		1606	1576	3990	7990	14.2	55.7	4.3	25.8	72.6	133	1111	712					1,111	0	1055	**10156**
8/20/2013	13.3	54.8	4.7	27.2	-31.1	129	4080		1582	1587	3711	7791	13.5	55.4	4.6	26.5	69.6	136	1346	667					1,346	0	1043	**10180**
8/21/2013	13.6	58.9	4.3	23.2	-28.7	132	4000		1646	1604	3506	7506	13.9	59.1	4.1	22.9	72.8	138	960	799					960	0	1048	**9514**
8/22/2013	13.4	55.5	4.6	26.5	-31	133	4150		1749	1480	3527	7677	13.6	56.5	4.4	25.5	66.7	136	1372	770					1,372	0	888	**9937**
8/23/2013	14	55.1	4.9	26	-31	132	4006		1710	1522	3396	7402	14	58.5	4.3	23.2	66.3	137	1268	617					1,268	0	977	**9647**
8/24/2013	11.5	48.4	6.3	33.8	-33.2	131	4020		1657	893	3222	7242	13.5	55.1	5.9	25.5	60.1	135	1272	790					1,272	0	1083	**9597**
8/25/2013	12.2	55.8	4.7	27.3	-26.5	132	4016		1573	1518	3607	7623	12.3	56.2	4.6	26.9	74	136	1335	741					1,335	0	1286	**10244**
8/26/2013	12.6	54.1	5	28.3	-30.8	132	4061		1481	1550	3295	7356	12.8	54	4.9	28.3	68.8	135	1302	773					1,302	0	1080	**9738**
8/27/2013	14.2	55.5	4.9	25.4	-30.8	132	4187		1655	1558	3248	7385	14.4	55.6	4.8	25.2	67.5	135	1263	857					1,263	0	1071	**9719**
8/28/2013	13.9	50.5	4.8	30.8	-32.8	132	4016		1536	1342	2965	6981	14	50.7	4.7	30.6	62.1	136	1230	726					1,230	0	1089	**9300**
8/29/2013	14.6	58	2.5	24.9	-27.3	140	4036		1687	1591	3739	7775	14.7	59.3	2.6	23.4	66.9	143	1277	891					1,277	0	989	**10041**
8/30/2013	14.1	60.9	3.1	21.9	-30.2	145	4028		1610	1591	3294	7322	14.7	64.9	3.1	17.3	61.4	149	1071	769					1,071	0	947	**9340**
8/31/2013	14.8	51.1	4.8	29.3	-30.5	130	3983		1732	1610	2961	6944	15.5	51.8	4.3	28.4	66.3	137	1093	758					1,093	0	1062	**9099**
9/1/2013	14.7	56.2	3.9	25.2	-34.1	130	4011		1598	1557	3994		15.1	56.8	3.5	24.6	59.1	138	1001	715					1,001	0	1252	**10258**
9/2/2013	15.5	56.7	6.1	21.7	-36.1	118	3992		1604	1462	3992		15.9	60.5	5	18.6	58.6	131	975	743					975	0	1205	**10164**
9/3/2013	13.4	51.9	3.6	31.1	-32.3	142	3992		1560	1573	3946		14	54.1	3.1	28.8	61.1	141	760	675					760	0	1150	**9848**
9/4/2013	11.6	59.5	3.3	25.6	-37.3	145	3994		1637	1460	3750		13.1	52.6	3	31.3	51.4	145	615	695					615	0	1211	**9570**
9/5/2013	11.8	59.9	3.1	25.2	-33.2	143	3994		1585	1587	3895		12.4	58.6	3	26	58.9	145	572	731					572	0	1130	**9591**
9/6/2013	11.2	60.1	5.9	22.8	-34.9	138	3990		1590	1410	3550		11.8	63.9	4.8	19.5	61	138	700	628					700	0	1055	**9295**
9/7/2013	10.8	51.1	7.2	30.9	-37	133	3994		1604	1610	3705		11.9	54.9	5.6	27.6	56.3	134	737	717					737	0	1092	**9528**
9/8/2013	12.6	56.3	4.1	27	-32.2	132	3993		1593	1593	3522		12.9	57.3	3.8	26	65.1	137	772	764					772	0	1065	**9352**
9/9/2013	12.3	54.5	4.5	28.7	-35.8	132	3994		1596	1687	3942		13.1	57.2	3.5	26.2	60.5	137	713	756					713	0	1098	**9747**
9/10/2013	12.9	58.4	3.6	25.1	-33.8	135	3993		1596	1503	3335		13.2	60.1	3.1	23.6	61.8	140	855	700					855	0	1060	**9243**
9/11/2013	12.5	54.8	4.5	28.2	-35.8	131	3994		1625	1597	3409		12.8	55.4	4.3	27.5	63.8	138	841	831					841	0	1088	**9332**
9/12/2013	12.7	52.9	4.4	30	-35.8	130	3998		1621	1591	3819		12.8	53.6	4	29.6	58.6	136	749	969					749	0	1110	**9676**
9/13/2013	12.6	52.5	5.3	29.6	-31	127	3996		1615	1529	3619		12.6	53.9	4.9	28.4	69.8	134	749	976					749	0	1115	**9479**
9/14/2013	13.5	58.8	3.4	24.3	-36.1	130	4003		1612	1569	3261		14.5	60.8	3	21.7	64.7	136	741	979					741	0	1123	**9128**
9/15/2013	12.5	55.8	4.7	27	-28	130	4014		1622	1646	3350						69.7	136	788	952					788	0	1073	**9225**
9/16/2013	11.6	51.9	5.8	30.7	-31.7	128	4017		1604	1610	3010		12.7	55	4.8	27.5	70.9	133	749	1087					749	0	1122	**8898**
9/17/2013	13.7	50	5.9	30.4	-29.6	122	4021		1616	1599	3294		16.7	55.1	4.5	22.7	73.6	131	917	849					917	0	1102	**9334**
9/18/2013	13.4	54.1	4.7	27.8	-30.9	122	4006		1594	1625	3423		13.3	54.2	4.7	27.8	71.4	131	801	959					801	0	1082	**9312**
9/19/2013	13.3	58.3	4.1	24.3	-29	129	3996		1542	1568	3702		13.6	59.5	3.7	23.2	72.3	135	772	932					772	0	1058	**9528**
9/20/2013	12.8	54	4.2	29	-27.6	124				1606	3251		13.2	55.4	3.9	27.5	77.5	128	821	957			3561	1598	4,382	0	1135	**8768**
9/21/2013	16.2	59.8	3.4	20.6	-34.9	121				1095	2391								855	1109			2122	1429	2,977	0	1139	**6507**
9/22/2013	12.7	54.1	5.1	28.1	-27.5	122				972	1800		13.1	54.1	5.2	27.6	33.8	136	705	783			3790	1608	4,495	0	1140	**7435**
9/23/2013	12.8	54.6	4.7	27.9	-24.8	120				907	1469		12.9	54.4	4.7	28.8	50.1	132	701	835			3769	1624	4,470	0	1122	**7061**
9/24/2013	11.2	47.2	6.7	34.9	-33	119							11.2	47.2	6.7	34.9	55.8	130	637	1013	1742	905	3997	1618	6,376	0	1485	**7861**
9/25/2013	11.5	49.1	6.3	33.1	-33.6	118							11.7	98.7	6.5	33.1	49	131	849	1055	2449	734	1744	919	5,042	0	1533	**6575**
9/26/2013	13.4	52	5	29.6	-36.4	127							13.3	52.1	5	29.6	0.6	139	1724	942	1224	816	2171	936	5,119	0	1573	**6692**
9/27/2013	11.9	53.1	5.3	29.7	-33.6	110							12.2	53	5.3	29.5	0.7	124	1209	893	1348	859	2145	882	4,702	0	1453	**6155**
9/28/2013	11.1	50.6	7.9	30.4	-35.8	110							11.3	50.5	7.9	30.3	1.3	125	1327	1243	1283	946	1939	987	4,549	0	1427	**5976**
9/29/2013	13.1	45.6	7.6	33.7	-35.8	112							13.3	45.6	7.7	33.9	0.9	125	2833	1142	1249	907	2030	976	6,112	0	1512	**7624**
9/30/2013	11.2	49.7	7.2	31.9	-35.7	112							11.8	49.9	7.2	31.6	1.2	125	1270	1045	1427	992	1841	916	4,538	0	1471	**6009**
10/1/2013													12	50.1	6.4	31.5	-35.2	115	1207	1132	1303	953	1966	1035	4,476	0	1379	**5855**
10/2/2013													12.1	53.5	5.2	29.2	-32.2	116	1025	1072	1530	956	2137	971	4,692	0	1242	**5934**

Inlet Lab Data

Date		CH4	CO2	O2	N2	H2	CO (%)	CO (ppm)

Date	Enclosed Flare												Candlestick Flare FL-100 (Flare Sta 2)								Flare Sta #1 FL-140		Flare Sta #3 FL-120		Total Utility Flare Flow	East Side Flare		Total Flow
	CH4	CO2	O2	Bal.	Press./Vac.	Gas Inlet Temp (°F)	Flow (scfm)	Flow Set Point	Enclosed Flare Temp	Callidus Flare Temp	Callidus Flow (scfm)	Total Flow (scfm)	CH4	CO2	O2	Bal.	Press./Vac.	Gas Inlet Temp (°F)	Flow (scfm)	Flare Temp.	Flow (scfm)	Flare Temp.	Flow (scfm)	Flare Temp.	Flow (scfm)	CH4	Flow (scfm)	scfm
10/3/2013													12.9	51.8	5.8	29.5	-34.9	118	1003	1171	1524	1060	2075	1136	4,602	0	1222	**5824**
10/4/2013													10.9	49.5	6	33.6	-34.6	116	1004	1134	1535	1095	2110	1106	4,649	0	1320	**5969**
10/5/2013													12.7	47.7	6.2	33.4	-34.4	116	980	1084	1515	1066	2053	1083	4,548	0	1300	**5848**
10/6/2013													11.3	45.8	7.2	35.7	-35.8	112	971	1248	1344	1003	1990	999	4,305	0	1296	**5601**
10/7/2013													12.1	44	7.8	36.1	-36.2	106	1013	1176	1570	1021	1929	1240	4,512	0	1101	**5613**
10/8/2013													10.5	48.8	7.1	33.6	-31.7	104	1081	1173	1307	973	2196	952	4,584	0	922	**5506**
10/9/2013													10.5	48.2	7.6	33.7	-29.2	104	1382	1003	1427	885	1915	843	4,724	0	1048	**5772**
10/10/2013													12.2	49.9	6.5	31.4	-34.4	114	966	1026	1688	956	1591	946	4,245	0	901	**5146**
10/11/2013													11.8	50.7	6	31.5	-33.4	113	900	1119	1870	1280	1900	932	4,670	0	1222	**5892**
10/12/2013													10.9	44.5	7.4	37.2	-34.7	107	851	1110	1981	1038	1684	965	4,516	0	1046	**5562**
10/13/2013													10.4	44	7.6	38	-35.1	107	826	898	1755	1198	1915	1078	4,496	0	528	**5024**
10/14/2013													10.3	45.5	8	36.2	-34.9	100	1005	1121	1744	884	1651	859	4,400	0	594	**4994**
10/15/2013													11.8	48.1	6.8	33.3	-33.2	110	1030	1253	1805	1276	1393	1078	4,228	0	1330	**5558**
10/16/2013													11.4	47.2	7.6	38.8	-32.5	95	1045	1239	1781	1275	910	920	3,736	0	1407	**5143**
10/17/2013													10.4	24	7.1	58.5	-36	101	1005	1204	1259	1821	1776	876	4,040	0	1239	**5279**
10/18/2013													11	49.2	7.2	32.6	-35.8	95	950	1161	1705	1041	1816	955	4,471	0	1274	**5745**
10/19/2013													11.2	45.1	7.6	36.1	-35.3	82	960	1125	1544	990	1944	906	4,448	0	1057	**5505**
10/20/2013													11.6	49.2	6.9	32.3	-35.9	90	950	1195	1620	1335	1796	970	4,366	0	544	**4910**
10/21/2013													11.4	43	7.4	38.2	-35.9	93	850	1084	1680	1046	1970	912	4,500	0	1454	**5954**
10/22/2013													11.7	43.6	6.7	38	-35.8	93	760	1016	1780	1180	1720	1005	4,260	0	1066	**5326**
10/23/2013													11.7	43.1	7	38.2	-36	78	900	1150	1700	1050	900	1190	3,500	0	1120	**4620**
10/24/2013													10	40.1	8.6	41.3	-35.9	82	900	900	1720	1010	1850	883	4,470	0	952	**5422**
10/25/2013													11.4	45.8	7.2	35.6	-36.2	90	946	1072	1758	1057	1888	904	4,592	0	1114	**5706**
10/26/2013													11.5	44.5	7.2	36.8	-35.5	80	949	1175	1884	1347	1150	829	3,983	0	1092	**5075**
10/27/2013													12.5	49.7	5.6	32.2	-34.7	90	1007	1174	1735	1301	1702	853	4,444	0	1092	**5536**
10/28/2013													12.4	48.4	6.1	33.1	-35.4	97	834	1078	1822	1047	1669	870	4,325	0	1087	**5412**
10/29/2013													11.9	48.5	5.9	33.7	-35.5	92	1004	1141	1722	1217	1865	885	4,591	0	854	**5445**
10/30/2013													12.1	49.1	5.9	32.9	-30.6	98	927	1155	1861	1193	1473	846	4,261	0	984	**5245**
10/31/2013													11.7	48.5	6.1	33.7	-35	100	970	1195	1741	1228	1941	1016	4,652	0	998	**5650**
11/1/2013													10.9	42.8	7.6	38.7	-35.8	84	947	1194	1629	1225	1922	955	4,498	0	948	**5446**
11/2/2013													10.8	42	7.6	39.6	-35.6	85	964	1224	1642	1094	1890	1184	4,496	0	971	**5467**
11/3/2013													11.3	42.7	7.4	38.6	-36.1	80	959	1204	1627	1283	1942	934	4,528	0	846	**5374**
11/4/2013													10.7	40.5	7.9	40.9	-36.2	82	848	1177	1731	1280	1780	990	4,359	0	1170	**5529**
11/5/2013													12.8	44.4	7.5	35.3	-35.9	80	860	1040	1784	1205	1826	886	4,470	0	1171	**5641**
11/6/2013													10.9	48.2	6.3	34.6	-35.9	87	1440	1206	2110	1205	1987	1142	5,537	0	770	**6307**
11/7/2013													10.2	48.7	6.9	34.2	-35.9	88	979	1222	1666	1271	1886	899	4,531	0	797	**5328**
11/8/2013													11.5	48.6	6.6	33.3	-35.8	90	1337	1111	1764	1188	1808	899	4,909	0	662	**5571**
11/9/2013													11.5	44.8	7.6	36.1	-35.9	88	753	1184	1734	1387	1879	1035	4,366	0	1239	**5605**
11/10/2013													9.5	41.2	8.5	40.8	-35.8	91	751	1091	1724	1277	1861	901	4,336	0	1218	**5554**
11/11/2013													10.7	43.5	7.9	37.9	-35.9	93	732	1120	1787	1222	1850	922	4,369	0	1206	**5575**
11/12/2013													9.3	37.9	9.5	43.3	-35.9	82	731	1079	1567	1232	1756	981	4,054	0	1224	**5278**
11/13/2013													10	39.1	8.6	42.3	-36.4	77	820	1045	1471	1069	1406	858	3,697	0	1214	**4911**
11/14/2013													10.3	41.5	8.7	39.5	-35.9	77	870	1131	1637	1207	1712	942	4,219	0	1201	**5420**
11/15/2013													10.1	42.7	8.1	34.1	-36.4	87	750	1154	1889	1343	1535	910	4,174	0	1097	**5271**
11/16/2013													10.6	43.9	7.5	38	-21.4	84	931	1258	1941	1074	1761	1084	4,633	0	1031	**5664**
11/17/2013													13.4	45.1	7.1	34.4	-20.7	93	933	1252	1967	963	1842	1105	4,742	0	1021	**5763**
11/18/2013													9.5	42	8.3	40.2	-30.4	90	800	1243	1995	1377	1342	798	4,137	0	1074	**5211**
11/19/2013													10	41.8	7.8	40.4	-33.6	98	1110	1235	1660	1255	1930	951	4,700	0	1054	**5754**
11/20/2013													10.1	40.2	8.6	41.1	-32.1	86	1040	1320	1670	1230	1580	983	4,290	0	1030	**5320**
11/21/2013													10.4	45.5	7.6	36.5	-30.6	88	1170	1240	1750	1200	1680	915	4,600	0	830	**5430**
11/22/2013													9.7	44.1	7.9	38.3	-30.1	80	1103	1224	1684	1309	1532	983	4,319	0	766	**5085**
11/23/2013													8.6	39.6	9.2	42.6	-32.1	76	1088	1277	1634	1332	1559	900	4,281	0	1083	**5364**
11/24/2013													7.6	32.5	12.4	47.5	-28.6	71	1017	1250	1522	1140	1587	882	4,126	0	1068	**5194**
11/25/2013													9.5	38.1	9.8	42.6	-31.4	70	1046	1260	1677	1174	1618	907	4,341	0	1057	**5398**
11/26/2013													9.4	38.7	9.6	42.3	-30.5	71	706	1019	1256	1129	2460	1231	4,422	0	1024	**5446**
11/27/2013													8.5	33.4	10.6	47.5	-34.8	57	784	947	1420	1337	2328	1120	4,532	0	1029	**5561**
11/28/2013													9.4	37.5	9.8	43.3	-34.4	54	660	1023	1601	1405	2423	1014	4,684	0	934	**5618**
11/29/2013													9.6	38.3	9.4	42.7	-33.7	51	550	1165	1561	1181	2465	1194	4,576	0	943	**5519**
11/30/2013													10.1	42.9	10.5	36.5	-34.5	62	665	1064	1614	1289	2389	1252	4,668	0	1069	**5737**
12/1/2013													10.1	43.8	7.9	38.2	-33.3	58	1030	964	1730	1284	1125	893	3,885	0	918	**4803**
12/2/2013													10.7	46	7.1	36.2	-34.2	67	872	1130	1202	1048	2437	1013	4,511	0	888	**5399**
12/3/2013													9.9	43.7	7.7	38.7	-35.7	67	991	1254	1857	1389	1433	881	4,281	0	812	**5093**
12/4/2013													11.1	44.3	7.3	37.3	-40	73	1022	1268	1170	1254	2425	1034	4,617	0	772	**5389**
12/5/2013													11.3	46.3	7	35.4	-39.8	73	862	1116	1052	1091	2549	1133	4,463	0	771	**5234**
12/6/2013													8.3	37.6	13.9	40.2	-39.4	78	901	1145	1306	1214	2518	1274	4,725	0	775	**5500**
12/7/2013																	-40	75	1175	1175	1765	1315	1980	1126	4,920	0		**4920**
12/8/2013													9.4	42.6	9.7	38.3	-40	79	857	1140	1283	1306	2627	1055	4,767	0	938	**5705**
12/9/2013													8.1	43.1	11.2	37.6	-39	74	1025	1257	1478	1163	2025	1241	4,528	0	933	**5461**
12/10/2013													9.2	42	9.3	38.3	-37.8	71	978	1205	1568	1173	1833	1029	4,379	0	1023	**5402**
12/11/2013													8	40.9	11.3	39.8	-38.8	74	829	1173	1422	1274	2460	930	4,711	0	949	**5660**
12/12/2013													9.5	48.7	9.7	32.1	-39.5	71	883	1180	1265	1252	2602	1127	4,750	0	908	**5658**
12/13/2013													9.3	44.7	9.7	36.3	-39.4	71	894	1111	1301	1182	2707	984	4,902	0	841	**5743**
12/14/2013													11.2	46.2	6.6	35.5	-39.9	76	1206	1285	1291	945	2084	1098	4,581	0	821	**5402**
12/15/2013													11.1	42.3	8.7	37.4	-40.2	66	1040	1238	1262	1205	2364	1196	4,666	0	1168	**5834**
12/16/2013													10.1	41.2	8	40.7	-38.9	74	1474	1312	1227	907	1888	1109	4,589	0	916	**5505**
12/17/2013													9.8	39.8	9.4	41	-38.5	74	1126	1203	1174	1183	2427	1127	4,727	0	868	**5595**
12/18/2013													10	37	10.4	42.6	-40.8	76	994	1157	1703	1346	2099	1069	4,796	0	1099	**5895**
12/19/2013													9.7	41.8	9.1	39.4	-43.4	73	1727	1197	1938	1236	852	1085	4,517	0	977	**5494**
12/20/2013													14.3	42.5	8.9	34.3	-44.5	68	1880	1335	1560	1296	2522	1156	5,962	0	988	**6950**
12/21/2013													10.2	40	8.4	40.4	-43.3	69	1968	1344	1088	1200	2541	1045	5,597	0	1061	**6658**
12/22/2013													10.5	42.2	8.2	39.1	-43.6	70	1610	1287	1298	1225	2420	1174	5,328	0	960	**6288**
12/23/2013													7.9	31.3	11.5	49.3	-43.8	67	1116	1236	1662	1213	2553	1375	5,331	0	871	**6202**
12/24/2013													8.4	34.6	10.2	46.8	-42.6	63	1721	1302	1932	1304	2153	1135	5,806	0	808	**6614**
12/25/2013													9.5	39.8	9.2	41.5	-44.4	65	1063	1305	1604	1228	1725	1217	4,392	0	808	**5200**
12/26/2013													8.2	40.7	8.1	43	-43	70	2025	1297	1691	1350	1453	892	5,169	0	835	**6004**
12/27/2013													10.7	42.9	8.8	37.6	-43.4	69	1228	1054	1261	1291	2149	1097	4,638	0	851	**5489**
12/28/2013													13.3	40.9	9.1	36.7	-44.6	72	2029	1331	1362	1290	2203	958	5,594	0	968	**6562**
12/29/2013													16.9	41.4	8.9	32.8	-44.5	74	1755	1146	1425	1341	2302	1136	5,482	0	919	**6401**
12/30/2013													10.4	39.7	8.8	41.1	-44.4	48	2025	1250	1350	1216	2350	1058	5,725	0	950	**6675**
12/31/2013													8.8	35.9	10.1	45.2	-44.9	43	2100	503	1300	1324	2156	1146	5,556	0	932	**6488**
1/1/2014													9	37.3	9.7	44	-44.8	49	1850	1290	2467	950	1270	1216	5,587		890	**6477**
1/2/2014													8.3	36.5	10.8	44.4	-44.8	26	1800	1240	2100	1180	1200	1145	5,100		950	**6050**
1/3/2014													8	34.3	11.8	45.9	-44.4	45	2640	1427	1930	1180	1450	1212	6,020		1025	**7045**
1/4/2014																			1836	1353	2635	1414	1356	1258	5,827		965	**6792**
1/5/2014																			1257	1432	2500	1111	1895	1265	5,652		863	**6515**
1/6/2014																			1877	1322	1950	1100	1456	1264	5,283		892	**6175**
1/7/2014																			1789	1200	2426	1238	1852	1269	6,067		964	**7031**
1/8/2014																			1877	1487	2855	1184	0	19	4,732		974	**5706**
1/9/2014																			1654	1236	2756	1258	0	19	4,410		964	**5374**
1/10/2014													7.2	31.6	11.9	49.3	-43.2	79	1422	1563	2315	1325	1687	1293	5,424		1204	**6628**
1/11/2014																			1654	1264	2146	1287	1789	1344	5,589		1178	**6767**
1/12/2014																			1623	1346	2635	1198	1664	1256	5,922		1065	**6987**
1/13/2014													8.2	35.6	10.2	46	-44.7	90	1110	1157	3300	1010	2040	1367	6,450		972	**7422**
1/14/2014													7.8	39.7	10.3	42.2	-44.5	83	2650	1323	791	992	2360	1366	5,801		975	**6776**
1/15/2014													7.8	32.5	10.9	48.8	-45.2	73	1600	1400	2808	1237	1750	1326	6,158		1035	**7193**
1/16/2014													8	33	10.9	48.1	-45.2	79	1906	1516	2795	1101	1743	1426	6,444		1022	**7466**

Inlet Lab Data

Date		CH4	CO2	O2	N2	H2	CO (%)	CO (ppm)

Date	Enclosed Flare												Candlestick Flare FL-100 (Flare Sta 2)								Flare Sta #1 FL-140		Flare Sta #3 FL-120		Total Utility Flare Flow	East Side Flare		Total Flow
	CH4	CO2	O2	Bal.	Press./Vac.	Gas Inlet Temp (°F)	Flow (scfm)	Flow Set Point	Enclosed Flare Temp	Callidus Flare Temp	Callidus Flow (scfm)	Total Flow (scfm)	CH4	CO2	O2	Bal.	Press./Vac.	Gas Inlet Temp (°F)	Flow (scfm)	Flare Temp.	Flow (scfm)	Flare Temp.	Flow (scfm)	Flare Temp.	Flow (scfm)	CH4	Flow (scfm)	scfm
1/17/2014													6.8	27.6	13	52.6	-44.5	58	1216	1409	2893	1338	1900	1361	6,009		945	**6954**
1/18/2014																			2500	1483	2945	1150	1408	1344	6,853		895	**7748**
1/19/2014													9.4	37.5	9.2	43.9	-44.4	94	2203	1248	2756	1299	1623	1367	6,582		833	**7415**
1/20/2014													8.7	40.6	9.4	41.3	-44.7	92	1824	1471	3331	1007	2201	1161	7,356		1075	**8431**
1/21/2014													8.7	34	10.6	46.7	-43.9	81	1914	1435	2620	1134	1375	1018	5,909		1437	**7346**
1/22/2014													8.6	36.8	9.6	45	-44.1	77	2098	1452	2070	1125	1313	1295	5,481		866	**6347**
1/23/2014													9.5	38.8	9.8	41.9	-44.4	81	1907	1381	2690	1323	1120	1092	5,717		1003	**6720**
1/24/2014													9.2	41.2	9.8	39.8	-43.6	78	2009	1400	2240	1155	1034	1277	5,283		1092	**6375**
1/25/2014																			1489	1322	2436	1336	1624	1248	5,549		950	**6499**
1/26/2014																			1326	1258	2136	1423	1956	1342	5,418		933	**6351**
1/27/2014													8.7	35.4	10.1	45.8	-44.1	79	1851	1384	2364	1191	1514	1410	5,729		963	**6692**
1/28/2014													9.9	45.4	9	35.7	-44.4	40	1542	1417	2580	1340	1083	1142	5,205		975	**6180**
1/29/2014													9.1	38.2	9.7	43	-44.1	33	1332	1476	2413	1107	1415	1219	5,160		906	**6066**
1/30/2014																			1343	1225	2250	1164	1429	1317	5,022		830	**5852**
1/31/2014																			1425	1301	2154	1236	1587	1295	5,166		1142	**6308**
2/1/2014																			1489		2408		1968		5864		1191	**7055**
2/2/2014																			1562	1487	2548	1081	1874	1285	5985		1062	**7047**
2/3/2014													9.2	37.1	9.1	44.6		61	1572		2365		1953		5889		1069	**6958**
2/4/2014													9.2	36.8	9.7	44.3		61	1469		2312		1914		5695		1084	**6778**
2/5/2014													8.4	36.4	9.9	45.3	-44	52	1445	1406	2455	1077	1788	1312	5688		1085	**6773**
2/6/2014													9.2	39.7	9.5	41.6	-43.2	44	1421	1454	2199	903	1545	1270	5165		1067	**6232**
2/7/2014													9.7	40.9	8.2	41.2	-44	56	1284	1422	2037	1038	1709	848	5031		1090	**6121**
2/8/2014																			1378	1252	2459	1125	1832	1244	5668		964	**6632**
2/9/2014																			1474		2589		1916		5978		1017	**6995**
2/10/2014													8.4	38.2	9.3	44.1	-43.9	43	1294	1430	2611	1142	1779	1236	5684		973	**6658**
2/11/2014													8.9	40.4	8.9	41.8	-43.1	57	1260	1024	2367	1047	1725	982	5351		983	**6334**
2/12/2014													9.8	40.2	8.2	41.8	-43.5	57	1315	1039	2422	1134	1821	1227	5558		955	**6512**
2/13/2014																	-44.2		1405	1170	2480	1185	1894	1198	5780		882	**6662**
2/14/2014																	-38.6		1294		2412		1770		5477		900	**6377**
2/15/2014																			1362		2468		1793		5624		845	**6469**
2/16/2014																			1309	1141	2432	1295	1703	1413	5444		943	**6387**
2/17/2014													9.5	38.4	9.4	42.7	-43.3	58	1393	1324	2443	1331	1765	1264	5600		832	**6433**
2/18/2014													8.4	38.9	9.3	43.4	-43.8	69	1430	1195	2460	1388	1954	1229	5845		869	**6714**
2/19/2014													8	35.9	9.8	46.3	-44.5	71	1468	1177	2395	1200	2004	1304	5867		725	**6592**
2/20/2014													9.2	41	8.7	41.1	-43.4	80	1345	1343	2423	1357	1878	1318	5646		890	**6536**
2/21/2014													8.1	36	10.2	45.7	-43.8	64	1435	1389	2498	1277	2008	1308	5941		528	**6469**
2/22/2014																			1430		2532		2077		6039		432	**6471**
2/23/2014																			1272		2599		2018		5889		406	**6295**
2/24/2014													8	38.5	10	43.5	-44.2	57	1450	1105	2424	1287	1973	1247	5847		346	**6193**
2/25/2014													7.9	41.8	9.7	40.6	-43.7	62	1465	1193	2495	1310	1925	1196	5885		594	**6479**
2/26/2014													8.6	40.1	9.9	41.4	-43.8	50	1460	1182	2481	1267	1876	1313	5817		798	**6615**
2/27/2014													8.2	37.3	9.8	44.7	-43.7	54	1448	1237	2437	1315	1918	1177	5804		811	**6615**
2/28/2014													9.2	41.6	9.3	39.9	-44.1	67	1525	1330	2192	1397	2006	1272	5723		687	**6410**
3/1/2014													7.8	34.8	9.9	47.5	-44.7	58	1446	1204	1994	1342	2191	1244	5630		705	**6335**
3/2/2014													8.8	31.8	10.5	48.9	-43.4	37	1486	1200	1892	1380	2257	1160	5634		792	**6427**
3/3/2014													9.5	38.3	9	43.2	-44.2	29	1378	1068	1776	1315	2182	823	5337		906	**6243**
3/4/2014													9.5	40.9	8.9	40.7	-43.8	49	1488	1050	2000	1325	2168	1150	5656		770	**6426**
3/5/2014													9.7	39.7	8.5	42.1	-44.4	52	1501	907	2023	1390	2116	1223	5640		730	**6370**
3/6/2014													9.1	42.2	8.8	39.9	-44.6	43	1344	970	2006	1353	2100	1240	5450		650	**6100**
3/7/2014													10.4	42.4	7.8	39.4	-43.7	81	1402	1017	1993	1391	2123	1217	5519		775	**6293**
3/8/2014													9.8	41.9	8.2	40.1	-45.4	54	1391	1040	1912	1400	2100	1140	5403		1131	**6535**
3/9/2014													9.3	40.7	8.4	41.6	-44.4	62	1399	995	1953	1390	2089	1115	5441		1065	**6506**
3/10/2014													9.6	45.9	7	37.5	-44.4	70	1428	1316	2067	1439	2145	1031	5641		951	**6592**
3/11/2014													10.6	49.5	5.8	34.1	-44	96	1066	1149	2152	1321	2348	1215	5566		912	**6478**
3/12/2014													8.8	41.5	8.3	41.4	-41	58	1586	1240	1486	1303	2289	1260	5361		831	**6192**
3/13/2014													9.8	41.5	8.3	40.4	-43.4	80	1853	1250	2040	1292	1426	1270	5319		875	**6194**
3/14/2014													10.7	45.7	6.7	36.9	-44.7	79	1555	1330	1767	1527	2308	1301	5630		830	**6460**
3/15/2014													10.3	48.6	6.1	34.6	-44	88	975	1237	1917	1311	2555	1182	5446		814	**6260**
3/16/2014													8.5	39	9.6	42.9	-41.8	49	1125	1246	2089	1453	2016	1231	5230		788	**6018**
3/17/2014													10.1	45.5	6.6	37.8	-45.5	66	834	1086	2336	1341	2247	1041	5417		837	**6254**
3/18/2014													10	49.4	6.4	34.2	-44.4	69	1189	1270	2317	1360	2641	1274	6147		808	**6955**
3/19/2014													8.8	41	8.4	41.8	-43.4	59	1171	1298	2817	1377	2564	1293	6551		826	**7377**
3/20/2014													9.5	42.8	7.5	40.2	-43	57	1632	1202	2586	1379	2452	1077	6670		765	**7435**
3/21/2014													11.5	48.3	5.6	34.6	-43.4	93	1693	1283	2748	1436	2378	1035	6818		763	**7581**
3/22/2014													8.9	41.6	8.4	41.1	-43.1	54	1422	1142	2771	1319	2212	1121	6405		775	**7180**
3/23/2014													9.2	43	8	39.8	-43.4	57	1400	1138	2543	1212	2362	1259	6304		803	**7107**
3/24/2014													9.5	42.2	7.8	40.5	-43.8	58	1573	1127	2375	1182	2390	1081	6338		816	**7155**
3/25/2014													9	42.5	7.9	40.6	-44.3	50	1717	1247	2567	1273	2037	1147	6322		845	**7167**
3/26/2014													9.1	40.7	8.9	41.3	-44.2	47	1624	1212	2500	1305	2114	1147	6238		814	**7051**
3/27/2014													10.1	45	7.4	37.5	-43.6	59	1468	1254	2577	1369	2047	1109	6092		541	**6633**
3/28/2014													9	41.4	8.5	41.1	-43.4	61	1328	1115	2400	1250	2298	1281	6027		571	**6597**
3/29/2014													8.5	37.1	9.8	44.6	-44.3	55	1315	1183	2519	1278	1869	1174	5704		753	**6457**
3/30/2014													9.5	39.7	8.3	42.5	-44	61	1451	1136	2955	1256	1752	1207	6158		858	**7016**
3/31/2014													9.3	39.2	9.2	42.3	-44.1	61	1226	1251	2643	1357	2354	1269	6223		1027	**7250**

Inlet Lab Data

Date		CH4	CO2	O2	N2	H2	CO (%)	CO (ppm)

Daily Flare Monitoring Data And Inlet Lab Data

Date	Enclosed Flare												Candlestick Flare FL-100 (Flare Sta 2)								Flare Sta #1 FL-140		Flare Sta #3 FL-120		Total Utility Flare Flow	East Side Flare		Total Flow
	CH4	CO2	O2	Bal.	Press./Vac.	Gas Inlet Temp (°F)	Flow (scfm)	Flow Set Point	Enclosed Flare Temp	Callidus Flare Temp	Callidus Flow (scfm)	Total Flow (scfm)	CH4	CO2	O2	Bal.	Press./Vac.	Gas Inlet Temp (°F)	Flow (scfm)	Flare Temp.	Flow (scfm)	Flare Temp.	Flow (scfm)	Flare Temp.	Flow (scfm)	CH4	Flow (scfm)	scfm
8/7/2012	16.9	52.7	3.6	26.8	-34.5	139	3822		1658				16.9	51.9	3.7	27.5	-46	137	1867	1256					1,867	16.1	1908.74	**7597.74**
8/8/2012	17.4	52.4	3.7	26.5	-34.7	138	3916		1655				17.2	52.3	3.7	26.8	-45.8	136	1886	1258					1,886	16.1	1844.12	**7646.12**
8/9/2012	14.8	49.8	4.7	30.7	-34.6	136	3718		1651				14.7	50.9	4.6	29.8	-47.3	132	1885	1229					1,885	16.1	1893.58	**7496.58**
8/10/2012	15.2	52	4	28.8	-34.5	130	3782		1655				15.3	50.3	4.1	30.3	-47.2	129	1897	1274					1,897	16.1	1886.41	**7565.41**
8/11/2012	17.2	53.9	3	25.9	-34.5	132	3597		1661				17.2	52.4	3.2	27.2	-47.4	130	1886	1234					1,886	16.1	1767.43	**7250.43**
8/12/2012	16.7	61.1	1.3	20.9	-36.5	130	3000		1655				16.6	61.1	1.3	21	-55	140	1770	1180					1,770	16.4	1756.28	**6526.28**
8/13/2012	16.7	56.2	2.4	24.7	-36.5	132	3670		1645				16.3	58	2.3	23.4	-56.1	132	1790	1207					1,790	16.4	1756.06	**7216.06**
8/14/2012	17.1	55.7	2.3	24.9	-36.6	135	3850		1659				17	56.4	2.3	24.3	-56	132	1800	1237					1,800	16.4	1769.94	**7419.94**
8/15/2012	19.8	60.4	0.6	19.2	-36.5	146	3452		1667				19.6	59.5	0.8	20.1	-55.3	142	1771	1249					1,771	16.4	1794.08	**7017.08**
8/16/2012	17.8	57.4	1.6	23.2	-36.7	138	4094		1651				17.6	57.9	1.6	22.9	-56	132	1766	1278					1,766	16.4	1723.35	**7583.35**
8/17/2012	16.2	55.7	2	26.1	-36.7	134	3964		1658				16.3	56.4	2	25.3	-55.9	132	1738	1148					1,738	16.4	1738.9	**7440.9**
8/18/2012	17.1	55.4	2.2	25.3	-33.6	134	3896		1648				16.9	56.5	2.2	24.4	-54.1	135	1791	1157					1,791	16.4	1909.41	**7596.41**
8/19/2012	19.2	57.1	1.3	22.4	-36.5	135	3680		1676				19.6	57.8	1.2	21.4	-55.7	132	1753	1188					1,753	19	1765.22	**7198.22**
8/20/2012	19.1	56.1	1.8	23	-36.5	135	3750		1661				18.8	57.2	1.7	22.3	-55.6	134	1731	1262					1,731	19	1721.19	**7202.19**
8/21/2012	16.5	53.5	2.8	27.2	-35.7	132	3819		1650				16.8	54.4	2.6	26.2	-55.5	133	1773	1203					1,773	19	1338.2	**6930.2**
8/22/2012	17.5	56.8	1.7	24	-33.5	132	3647		1685				17.6	57.1	1.7	23.6	-54.8	130	1835	1228					1,835	19	1831.58	**7313.58**
8/23/2012	17.7	56.4	1.6	24.3	-35.7	132	3854		1656				17.5	56.5	1.6	24.4	-57.6	130	1869	1215					1,869	19	1849	**7572**
8/24/2012	16.5	56.6	2.4	24.5	-35.5	135	4022		1663				16.3	56.8	2.5	24.4	-61.1	136	1976	1294					1,976	19	1960.46	**7958.46**
8/25/2012	17	56	2.3	24.7	-35.6	135	3955		1661				17.3	54.8	2.5	25.4	-61	135	1967	1313					1,967	19	1986.47	**7908.47**
8/26/2012	17.8	55.7	2.5	24	-35.6	137	3925		1658				17.7	55.9	2.6	23.8	-61.3	132	2009	1310					2,009	15.7	2015.86	**7949.86**
8/27/2012	15.9	54.4	2.6	27.1	-35.5	135	3911		1657				15.9	54.3	2.5	27.3	-61.1	130	1960	1265					1,960	15.7	1959.93	**7830.93**
8/28/2012	15.9	56.5	2.6	25	-35.6	136	3997		1667				15.5	57.4	2.6	24.5	-60.6	130	1993	1347					1,993	15.7	2006.21	**7996.21**
8/29/2012	16.1	56	2.9	25	-37.8	134	3901		1647				15.9	56.6	3	24.5	-68.9	130	2208	1300					2,208	15.7	2201.02	**8310.02**
8/30/2012	15	53.6	3.5	27.9	-38.7	133	3902		1635				14.4	54.5	3.7	27.4	-70.1	128	2192	1332					2,192	15.7	2181.25	**8275.25**
8/31/2012	14.2	54	3.8	28	-38.7	132	4074		1653				14.2	53.8	3.9	28.1	-71.1	128	2169	1344					2,169	15.7	2189.22	**8432.22**
9/1/2012	15.5	53.4	3.6	27.5	-38.9	128	4051		1656				15.2	54	3.6	27.2	-71	124	2209	1145					2,209	15.7	2162	**8422**
9/2/2012	16	53.5	3.7	26.8	-38.9	128	3984		1653				15.8	54.1	3.7	26.4	-71.6	120	2159	1345					2,159	14.7	2148.79	**8291.79**
9/3/2012	14.8	56.4	3.2	25.6	-38.6	132	4150		1653				14.4	57.1	3.2	25.3	-70.2	130	2144	1302					2,144	14.7	2143.36	**8437.36**
9/4/2012	15.1	55.8	3.4	25.7	-38.9	130	4092		1655				14.9	57	3.2	24.9	-70.4	126	2156	1381					2,156	14.7	2142.8	**8390.8**
9/5/2012	15.4	54.9	3.4	26.3	-38.7	130	3975		1659				15.3	56	3.3	25.4	-71	124	2174	1309					2,174	14.7	2164.14	**8313.14**
9/6/2012	14.3	54.3	3.6	27.8	-39.1	132	4178		1660				14.1	55.2	3.6	27.1	-70.4	127	2144	1395					2,144	14.7	2050.95	**8372.95**
9/7/2012	16.6	58.6	1.8	23	-38.1	136	4357		1677				16.8	58.9	1.8	22.5	-69.1	134	2170	1320					2,170	14.7	2194.05	**8721.05**
9/8/2012	14.4	52.8	4.1	28.7	-38	126	3951		1651				14.2	54	4	27.8	-70.7	122	2192	1323					2,192	14.7	2167.82	**8310.82**
9/9/2012	14.2	53.3	3.8	28.7	-38.9	130	4135		1655				14	54.1	3.8	28.1	-70.7	126	2178	1333					2,178	14.4	2152.45	**8465.45**
9/10/2012	14.3	53.6	3.9	28.2	-38.8	130	4142		1648				14.3	53.6	3.9	28.2	-70.9	125	2154	1333					2,154	14.4	2158.12	**8454.12**
9/11/2012	14.4	52.9	3.9	28.8	-38.8	126	3999		1656				14.1	54	3.8	28.1	-71.1	121	2203	1316					2,203	14.4	2183.63	**8385.63**
9/12/2012	14.3	53.9	3.8	28	-39	126	4156		1648				14.1	53.7	3.8	28.1	-71	122	2175	1360					2,175	14.4	2191.26	**8522.26**
9/13/2012	14.7	54.1	3.5	27.7	-38.9	126	3639		1670				14.6	54.8	3.4	27.2	-69.5	120	2199	1324					2,199	14.4	2193.66	**8031.66**
9/14/2012	13.6	51.5	4.4	30.5	-39.1	120	3653		1643				13.6	51.9	4.4	30.1	-68.7	116	2194	1330					2,194	14.4	2123.39	**7970.39**
9/15/2012	17.3	56.9	2	23.8	-35.7	112	4650		1655				15.8	59.4	1.9	22.9	-64.4	108	2093	1320					2,093	14.4	1598.87	**8341.87**
9/16/2012	15.1	55.3	3.1	26.5	-35.7	125	4107		1651				15.2	56.8	2.9	25.1	-61.4	120	1980	1264					1,980	14.7	1967.65	**8054.65**
9/17/2012	14.5	54.4	3.8	27.3	-35.5	124	4450		1665				14.6	54.6	3.8	27	-61.4	120	1934	1293					1,934	14.7	1921.85	**8305.85**
9/18/2012	13.3	52	4.7	30	-35.8	121	4596		1654				13.1	52.6	4.8	29.5	-61.5	116	2003	1318					2,003	14.7	1930.82	**8529.82**
9/19/2012	14.8	56.1	3.3	25.8	-35.8	130	4435		1648				14.8	56.9	3.3	25	-59.6	126	1902	1330					1,902	14.7	1883.6	**8220.6**
9/20/2012	13.9	53.9	4	28.2	-35.9	124	4634		1664				13.9	55.2	3.8	27.1	-59.8	120	1859	1244					1,859	14.7	2033.2	**8526.2**
9/21/2012	14.2	54.7	3.7	27.4	-33.6	124	4003		1655				14.2	55.7	3.7	26.4	-64.1	120	2139	1280					2,139	14.7	2135.42	**8277.42**
9/22/2012	14.4	51.9	4	29.7	-33.5	132	3776		1658				14.2	53.4	4	28.4	-63.8	128	2133	1316					2,133	14.7	2164.57	**8073.57**
9/23/2012	15.7	54.1	2.5	27.7	-33.6	134	3572		1648				16.1	54.8	2.5	26.6	-62.7	128	2167	1305					2,167	14.9	2177.31	**7916.31**
9/24/2012	16	61.3	1.3	21.4	-25.4	128	4786		1668				15.8	61.9	1.3	21	-37	124	1316	1312					1,316	14.9	2020.9	**8122.9**
9/25/2012	14.7	57.2	3	25.1	-35.7	120	4751		1651				14.8	57.5	3.1	24.6	-65.8	118	2217	1257					2,217	14.9	2140.01	**9108.01**
9/26/2012	15.4	58.1	2.3	24.2	-35.9	126	4453		1661				15.1	58.6	2.4	23.9	-66.2	120	2158	1342					2,158	14.9	2116.01	**8727.01**
9/27/2012	13.1	53.6	4.2	29.1	-34.8	121	4305		1652				13.2	54.3	4.2	28.3	-67.8	116	2194	1329					2,194	14.9	2080.27	**8579.27**
9/28/2012	14.3	55.2	3.4	27	-31.6	122	2918		1659				14.1	56.3	3.5	26.1	-66.2	118	2314	1290					2,314	14.9	2424.34	**7656.34**
9/29/2012	16.2	56.9	2.1	24.8	-32.2	138	4200		1649				15.6	59.8	1.8	22.8	-63.9	133	2306	1437					2,306	14.9	2311.98	**8817.98**
9/30/2012	16.9	56.5	2.1	24.5	-31.2	132	3860		1609				16.6	60	1.7	21.7	-63.7	130	2313	1383					2,313	16	2216.35	**8389.35**
10/1/2012	15.9	60.5	2.1	21.5	-33.7	122	4503		1655				16	61	2	21	-62.8	120	2212	1403					2,212	16	1921	**8636**
10/2/2012	15.3	58.3	2.7	23.7	-31.5	124	3973		1660				15.1	60	2.6	22.3	-62.1	120	2242	1375					2,242	16	2222.46	**8437.46**
10/3/2012	14.6	48.3	4.8	32.3	-29	130	3707		1620	1660	3476	7183	14.4	49.6	4.5	31.5	-47.4	128	1930	1288					1,930	16	1983.86	**11096.86**
10/4/2012	14.7	54	4	27.3	-19.5	123	2611		1560	1656	2741	5352	14.8	54.8	3.8	26.6	-35	120	1890	1269					1,890	16	1919.07	**9161.07**
10/5/2012	17.1	61	1.7	20.2	-24.8	130	2740		1651	1633	2932	5672	17.7	61.6	1.7	19	-38.2	126	1836	1269					1,836	16	2115.56	**9623.56**
10/6/2012	16.1	57.8	2.8	23.3	-24.9	130	2525		1621	1646	3046	5571	16.2	58.6	2.7	22.5	-37.7	126	1729	1297					1,729	16	1704.82	**9004.82**
10/7/2012	16.4	59.8	1.8	22	-22.8	132	2835		1557	1649	3324	6159	16.6	60.8	1.8	20.8	-35.6	128	1719	1324					1,719	16.4	1733.19	**9611.19**
10/8/2012	16.2	59.2	2.2	22.4	-24.9	132	2342		1672	1634	3386	5728	16.6	59.5	2.3	21.6	-36.4	128	1625	1189					1,625	16.4	1681.9	**9034.9**
10/9/2012	15.1	58.2	2.9	23.8	-18.7	136	2110		1589	1653	3309	5419	15	59.1	2.8	23.1	-32	130	1715	1287					1,715	16.4	1605.28	**8739.28**
10/10/2012	13.9	52.5	4.4	29.2	-34.1	122	2364		1779	1725	1963	5327	14.1	53	4.4	28.5	-44.6	116	1516	1310					1,516	16.4	1431.37	**7274.37**
10/11/2012	15	54.9	3.5	26.6	-35.3	122	2895		1711	1645	2052	4947	15	55.9	3.4	25.7	-45.1	118	1397	1183					1,397	16.4	1366	**7710**
10/12/2012	13.7	51.9	4.4	30	-36.2	122	3101		1709	1658	2246	5347	13.7	52.4	4.5	29.4	-43	120	1324	1167					1,324	16.4	1449.14	**8120.14**
10/13/2012	14.4	51.9	4.3	29.4	-39.8	122	2827		1701	1665	2185	5012	15.3	54.8	3.4	26.5	-55.2	120	1856	1324					1,856	16.4	1911.41	**8779.41**
10/14/2012	15.6	56.5	2.9	25	-40.6	122	2239		1717	1649	1800	4039	15.6	57.3	2.9	24.2	-60.6	118	2102	1204					2,102	14.4	2067.13	**8208.13**
10/15/2012	14.3	54.5	3.2	28	-45.5	122	2670		1717	1530	1930	4600	14.2	53.5	3.6	28.7	-62.9	122	1975	1261					1,975	14.4	1959.57	**8534.57**
10/16/2012	14.6	50.8	3.7	30.9	-40.3	130	2900		1700	1643	1940	4840	14.4	52.8	3.5	29.3	-60.3	128	2040	1346					2,040	14.4	2048.91	**8928.91**
10/17/2012	14.6	53.1	3.3	29	-51.8	125	2930		1708	1673	2288	5218	14	55.8	3.1	27.1	-66.6	122	1885	1308					1,885	14.4	1875.03	**8978.03**
10/18/2012	14.8	57.8	2.5	24.9	-51.2	126	1668		1574	1581	1489	3157	15.3	59.9	1.9	22.9	-67.6	120	1892	1160					1,892	14.4	1876.69	**6925.69**
10/19/2012	14.3	50	4.2	31.5	-51.2	112	2145		1695	1645	1650	3795	14	53	3.8	29.2	-67.5	110	1855	1352					1,855	14.4	1909.05	**7559.05**
10/20/2012	13.9	51.1	3.5	31.5	-51.3	122	3160		1687	1625	1800	4960	13.7	53.4	3.3	29.6	-65.8	122	1785	1227					1,785	14.4	1769.5	**8514.5**
10/21/2012	13.9	54.6	3.2	28.3	-40.8	125	1400		1698	1643	1760	3160	13.7	54.5	3.2	28.6	-59.3	125	1990	1268					1,990	14.7	1919.8	**7069.8**
10/22/2012	14.6	60.5	2.1	22.8	-57.4	124	1804		1708	1613	1225	3029	14.8	61.1	2.1	22	-64	121	1337	1119					1,337	14.7	1447.46	**5813.46**
10/23/2012	15.2	60.5	2.2	22.1	-48.3	123	2947		1694	1648	2565	5512	15.3	61.2	2.1	21.4	-62.8	120	1436	1238					1,436	14.7	1439.4	**8387.4**
10/24/2012	15	59.2	2	23.8	-52.5	128	1960		1595	1648	1725	3685	14.7	61.6	1.7	22	-60.1	125	1310	1225					1,310	14.7	1568.55	**6563.55**
10/25/2012	15	57.9	2.5	24.6	-32.4	134	3106		1708	1635	2631	5737	15	58.7	2.5	23.8	-45.2	130	1623	1238					1,623	14.7	1617.17	**8977.17**
10/26/2012	13.7	52.9	4.3	29.8	-31.2	121	2701		1700	1644	2411	5112	13.6	53.4	4.4	28.6	-40.5	114	1334	1305					1,334	14.7	1479.7	**2925.7**
10/27/2012	14.3	53.3	3.3	29.1	-37.8	120	2200		1697	1603	2200	4400	14.7	51	3.5	30.8	-50.9	121	1645	1330					1,645	14.7	1518	**7563**
10/28/2012	15.1	54.6	2.9	27.4	-43	122	2197		1701	1633	2250	4447	15.6	54.9	2.9	26.6	-53.6	118	1472	1275					1,472	14	1411.67	**7330.67**
10/29/2012	14.1	50.7	3.7	31.5	-45.3	120	2250		1700	1530	2650	4900	13.5	56	2.8	27.7	-47.3	115	1270	1270					1,270	14	1405.88	**7575.88**
10/30/2012	13.9	52.6	3.9	29.6	-34	118	2372		1704	1663	2820	5192	13.9	54.3	4	27.8	-44.2	113	1460	1362					1,460	14	1498.67	**8150.67**
10/31/2012	12.4	51.6	4.9	31.1	-30.6	120	2339		1659	1645	2195	4534	12.5	52.5	4.9	30.1	-38.6	115	1261	1345					1,261	14	1201.8	**6996.8**
11/1/2012	12.7	48.1	5.3	33.9	-29.6	115	2400		1625	1650	2145	4545	12.6	51.7	4.6	31.1	-35.9	102	1071	1060					1,071	14	1090.56	**6706.56**
11/2/2012	13.1	48.4	4.8	33.7	-34.3	110	2500		1670	1630	2120	4650	13.3	51.1	4.4	31.2	-38.8	100	1050	985					1,050	14	1094.39	**6764.39**
11/3/2012	13.6	52.1	3.8	30.5	-43.2	122	2862		1652	1651	1971	4833	13.6	53.4	3.9	29.1	-47.7	118	988	1290					988	14	1046.67	**6867.67**
11/4/2012	12.9	51.5	4.3	31.3	-41.1	127	2659		1642	1614	2297	4956	13.8	54.7	3.4	28.1	-48.2	123	1188	1172					1,188	13.2	1017.51	**7161.51**
11/5/2012	12	48.7	5.8	33.5	-41	116	2209		1640	1651	2168	4377	13.3	52.5	4.3	29.9	-47.1	110	1147	1243					1,147	13.2	1097.54	**6621.54**
11/6/2012	13.4	49	4.3	33.3	-32.4	118	2230		1550	1645	2375	4605	12.5	52.4	4.1	31	-37.1	110	1040	1113					1,040	13.2	979.62	**6624.62**
11/7/2012	11.6	47	5.8	35.6	-30.6	118	2230		1620	1635	2260	4490	11.3	49.8	5.5	33.4	-38.4	110	1200	1289					1,200	13.2	1263.49	**6953.49**
11/8/2012	11.8	51.5	5.6	31.1	-34	114	2723		1652	1650	2075	4798	11.8	52.3	5.7	30.2	-44.5	110	1456	1371					1,456	13.2	1294.14	**7548.14**
11/9/2012	11	52	6	31	-34.3	115	2724		1661	1647	2084	4808	11.7	51.3	5.6	31.4	-46.5	114	1547	1336					1,547	13.2	1280.36	**7635.36**
11/10/2012	11.6	47.4	5.8	35.2	-40.4	116	2824		1652	1627	1991	4815	11.8	48.5	5.6	34.1	-56.6	113	1732	1328					1,732	13.2	1315.82	**7862.82**
11/11/2012	11.4	47	5.7	35.9	-39.9	116	3084		1651	1645	1852	4936	11.5	48	5.9	34.6	-50.4	113	1483	1195					1,483	13.1	1265.42	**7684.42**
11/12/2012	10.7	47.7	5.9	35.7	-40.1	105	2370		1643	1647	1880	4250	10.7	48.7	5.8	34.8	-51.3	101	1484	1369					1,484	13.1	1272.72	**7006.72**
11/13/2012	14	58.4	3.2	24.4	-36.8	120	2195		1500	1566	2288	4483	14.6	63	1.8	20.6	-29	120	1601	1228					1,601	13.1	1143.56	**7227.56**
11/14/2012	9.8	41.4	8.1	40.7	-39.9	112	2197		1604	1637	1860	4057	11.4	45.5	6.9	36.2	-51.7	110	1526	1097					1,526	13.1	1141.75	**6724.75**
11/15/2012	13.3	54.4	3.6	28.7	-36.1	110	2155		1608	1649	2018	4173	13.5	54.1	3.8	28.6	-47.4	114	1576	1173					1,576	13.1	1121.96	**6870.96**
11/16/2012	12.7	53.8	4.2	29.3	-35.5	110	1955		1608	1603	1932	3887	12.9	54.6	4.1	28.5	-48.2	116	1669	1113					1,669	13.1	1123.28	**6679.28**
11/17/2012	13.1	53.3	4.1	29.5	-34.8	110	2013		1603	1660	1925	3938	13.2	53.9	4.2	28.7	-49.3	112	1735	1107					1,735	13.1	1142.38	**6815.38**

Inlet Lab Data

Date	CH4	CO2	O2	N2	H2	CO (%)	CO (ppm)
8/29/2012	14	46	5	24	9.6	0.18	1,800
9/25/2012	13	47	5.3	24	10	0.19	1,900
11/1/2012	10	46	5.7	26	10	0.2	2,000
12/4/2012	**11**	**46**	**5.7**	**26**	**10**	**0.21**	2100
1/22/2013	12	47	5.7	25	11	0.2	2000
2/12/2013	11	51	4.9	21	11	0.19	1900
3/5/2013	12	55	3.9	17	13	0.21	2100
4/25/2013	8	32	11	40	8.1	0.12	1200
5/15/2013	11	49	5	20	13	0.19	1900
6/13/2013	9.8	40	7.6	30	10	0.17	1,700
7/11/2013	13	47	5.3	22	12	0.18	1,800
8/8/2013	12	52	4.3	18	12	0.16	1,600
9/18/2013	13	54	3.9	17	11	0.17	1,700
10/8/2013	12	50	4.7	20	13	0.18	1,800
11/13/2013	8.6	38	8.9	35	9	0.11	1100
12/12/2013	9.1	39	8.6	33	9.6	0.12	1,200
1/15/2014	6.4	29	12	45	7.5	0.091	910
2/18/2014	8.3	37	9.5	36	9	0.1	1000
3/12/2014	7.2	36	9.7	36	10	0.11	1100

Date	Enclosed Flare												Candlestick Flare FL-100 (Flare Sta 2)								Flare Sta #1 FL-140		Flare Sta #3 FL-120		Total Utility Flare Flow	East Side Flare		Total Flow
	CH4	CO2	O2	Bal.	Press./Vac.	Gas Inlet Temp (°F)	Flow (scfm)	Flow Set Point	Enclosed Flare Temp	Callidus Flare Temp	Callidus Flow (scfm)	Total Flow (scfm)	CH4	CO2	O2	Bal.	Press./Vac.	Gas Inlet Temp (°F)	Flow (scfm)	Flare Temp.	Flow (scfm)	Flare Temp.	Flow (scfm)	Flare Temp.	Flow (scfm)	CH4	Flow (scfm)	scfm
11/18/2012	12.8	53.4	4.2	29.6	-34.3	110	2065		1622	1652	1900	3965	12.6	55.8	3.9	27.8	-48.3	118	1747	1128					1,747	12.9	1183.66	**6895.66**
11/19/2012	11.1	49	6.7	33.2	-34.2	110	2088		1570	1660	1920	4008	13.3	56.7	4.1	25.9	-47.6	114	1705	1166					1,705	12.9	1211.95	**6924.95**
11/20/2012	12.7	53.1	5	29.2	-33.1	112	2281		1599	1642	1945	4226	13.1	54	4.7	28.2	-46.3	112	1701	1111					1,701	12.9	1170.78	**7097.78**
11/21/2012	12.5	52	4.6	30.9	-43.4	109	2500		1604	1649	2020	4520	12.8	52.4	4.6	30.2	-55.7	110	1685	1133					1,685	12.9	1180.24	**7385.24**
11/22/2012	12.7	52.8	4.2	30.3	-36.3	111	2229		1638	1641	2022	4251	13.3	54.9	3.8	28	-49.5	112	1762	1244					1,762	12.9	1262.76	**7275.76**
11/23/2012	12.1	53.4	5.1	29.4	-44.4	104	1950		1656	1631	1951	3901	12.6	55.6	4.7	27.1	-53.9	108	1655	1214					1,655	12.9	1192.78	**6748.78**
11/24/2012	12.6	50.4	4.8	32.2	-43.6	100	2017		1630	1637	2046	4063	12.6	52.3	4.8	30.3	-52.3	103	1512	1342					1,512	12.9	1261.76	**6836.76**
11/25/2012	13.5	59.4	3	24.1	-39.6	106	2088		1642	1667	1900	3988	13.9	60.5	2.9	22.7	-47.3	108	1312	1316					1,312	13.8	1212.51	**6512.51**
11/26/2012	14.2	53.1	3.8	28.9	-39.6	104	1851		1631	1629	1766	3617	14.3	54.4	3.8	27.5	-47.1	109	1289	1209					1,289	13.8	1233.18	**6139.18**
11/27/2012	13.3	54	3.7	29	-34	100	3858		1651			3858	13.6	54	4.2	28.2	-38.1	106	1134	1065					1,134	13.8	1028.61	**6020.61**
11/28/2012	13.4	62.4	3.3	20.9	-35.3	110	1834		1659	1668	1840	3674	13.9	60.4	3.1	22.6	-41.4	110	1185	1076					1,185	13.8	1140.08	**5999.08**
11/29/2012	12.9	53.4	4.3	29.4	-33.7	105	2371		1674	1652	1819	4190	13.1	53.6	4.6	28.7	-39.8	110	1153	1150					1,153	13.8	1257.68	**6600.68**
11/30/2012	13	52.3	4.3	30.4	-34.9	110	2442		1660	1650	1818	4260	13.1	52.8	4.2	29.9	-42.1	110	1240	1181					1,240	13.8	1199.64	**6699.64**
12/1/2012	12.8	56.7	4.2	26.3	-34.7	110	2507		1683	1650	1863	4370	13	57.3	4.1	25.6	-42.7	114	1307	1360					1,307	13.8	1307.9	**6984.9**
12/2/2012	13	54.5	4.1	28.4	-35.4	112	2616		1656	1654	1849	4465	13.1	54.1	4.2	28.6	-43.5	116	1323	1257					1,323	13.9	1280.65	**7068.65**
12/3/2012	13	54.6	4.1	28.3	-35.8	115	2588		1656	1640	1839	4427	13.2	55	4	27.8	-45.2	116	1409	1274					1,409	13.9	1288.83	**7124.83**
12/4/2012	11.9	55.2	4.6	28.3	-34.5	108	2156		1641	1596	1980	4136	12.1	55.6	4.6	27.7	-44.3	110	1478	1254					1,478	13.9	1250.89	**6864.89**
12/5/2012	12	51.9	4.7	31.4	-33.5	108	2015		1678	1678	2026	4041	12.1	52.1	4.8	31	-43.1	109	1425	1157					1,425	13.9	1206.54	**6672.54**
12/6/2012	12.3	53.9	4.9	28.9	-40.2	109	2829		1656	1658	1964	4797	12.5	55	4.8	27.7	-46.2	109	1118	1162					1,118	13.9	1117.08	**7028.08**
12/7/2012	12.9	50	4.9	32.4	-40.7	112	2980		1660	1650	1900	4880	12.8	51.3	4.6	31.3	-48.3	112	1230	1095					1,230	13.9	1021.82	**7131.82**
12/8/2012	12.3	47.2	5.5	35	-40.9	108	3000		1650	1630	1700	4700	12	49.2	5.4	33.4	-48	108	1220	1238					1,220	13.9	1158.85	**7078.85**
12/9/2012	13.3	50.3	4.5	31.9	-40.1	110	3300		1658	1650	1760	5060	13.1	51.8	4.5	30.6	-45.9	110	1075	1115					1,075	13.9	1162.03	**7297.03**
12/10/2012	9.5	45.8	4.4	37.3	-40.5	60	2429		1658	1643	1670	4099	15.1	47.7	5.6	31.6	-42.2	84	1308	1350					1,308	13.9	1316.92	**6723.92**
12/11/2012	9.4	46.9	6.7	37	-44.5	54	1786		1656	1644	1701	4776	17.1	51.9	4.1	26.9	-51.2	86	1289	1337					1,289	13.9	1493.74	**6269.74**
12/12/2012	10.5	51.4	5.8	32.3	-36.6	122	3546		1664	1662	1933	6919	14.5	54.5	4.8	26.2	-45.4	105	1440	1200					1,440	13.9	1706.4	**8625.4**
12/13/2012	9.5	46	5.6	38.9	-40.9	80	1974		1698	1662	2089	5707	14.5	46.8	6.5	32.2	-52.7	100	1644	1388					1,644	13.9	1696.61	**7403.61**
12/14/2012	11.6	59.6	3.2	25.6	-36.9	88	2217		1654	1651	1417	5254	17.3	50.2	4.4	28.1	-42.1	110	1620	1393					1,620	13.9	1592.65	**6846.65**
12/15/2012	9.8	49.7	5.8	34.7	-36.5	68	1846		1643	1651	2079	5532	14.5	46	5.8	33.7	-47.7	112	1607	1273					1,607	13.9	1453.88	**6985.88**
12/16/2012	11.2	57.7	4.5	26.6	-36.5	65	1980		1654	1649	1882	5313	14.3	50.5	5.2	30	-44.7	124	1451	1149					1,451	13.9	1561.4	**6874.4**
12/17/2012	11	53	5	31	-36	68	1743		1617	1637	2054	5409	13.5	49.1	5.7	31.7	-47	95	1612	1326					1,612	13.9	1652.88	**7061.88**
12/18/2012	10.2	51.9	5.2	32.7	-35.7	60	1871		1626	1668	1642	3513	13	48.2	6.1	32.7	-47.8	90	1597	1390					1,597	13.9	1745.62	**6855.62**
12/19/2012	10.6	53	5	31.4	-37.8	71	1975		1642	1649	1860	3835	15.1	47.2	5.3	32.4	-45.8	100	1782	1372					1,782	13.9	1622.55	**7239.55**
12/20/2012	11.4	57.7	4	26.9	-36.7	80	2177		1665	1668	1817	3994	15.1	57.6	3.9	23.4	-44	98	1602	1074					1,602	13.9	1503.98	**7099.98**
12/21/2012	10.2	50.6	5.8	33.4	-37	58	2021		1656	1650	1844	3865	12.1	45.4	6.3	36.2	-43.2	75	1551	1226					1,551	13.9	1592.09	**7008.09**
12/22/2012	10.5	55.2	4.5	29.5	-36.4	68	2066		1643	1651	1850	3916	13.6	54.4	5.1	26.9	-43.5	90	1550	1145					1,550	13.9	1929.84	**7395.84**
12/23/2012	10.5	52	4.6	32.9	-37.6	79	2037		1635	1632	1774	3811	14.1	51	4.7	30.2	-47.8	99	1969	1227					1,969	13.8	1999.6	**7779.6**
12/24/2012	10.5	53.7	4.8	31	-36.4	69	1822		1612	1659	1750	3572	13.8	51.2	5.2	29.8	-47.7	90	2059	1131					2,059	13.8	1890.03	**7521.03**
12/25/2012	10	51	5.1	33.9	-36.1	60	1709		1632	1632	1805	3514	14.2	51.6	4.2	30	-46.3	95	1895	1242					1,895	13.8	1797.74	**7206.74**
12/26/2012	10.3	56.2	4.7	28.8	-36	59	1481		1653	1642	1882	3363	15	58.4	3.7	22.9	-46.1	91	1956	1231					1,956	13.8	1635.39	**6954.39**
12/27/2012	10.3	54.5	4.2	31	-37.8	67	1946		1655	1652	1784	3730	15	53.2	3.8	28	-45.3	102	1662	1137					1,662	13.8	1565.15	**6957.15**
12/28/2012	12.2	58.2	3	26.6	-39.4	69	1873		1670	1647	1891	3764	15.3	55.1	3.7	25.9	-44.9	105	1543	1246					1,543	13.8	1619.54	**6926.54**
12/29/2012	11.2	52.9	4.1	31.8	-38	65	2031		1621	1646	1804	3835	14.6	54.9	4.1	26.4	-45.1	98	1664	1066					1,664	13.8	1505.65	**7004.65**
12/30/2012	10.9	54.7	4	30.4	-38.3	60	2114		1557	1633	1839	3953	14	54.3	4	27.7	-44.3	109	1523	1067					1,523	14.5	1421.63	**6897.63**
12/31/2012	10.4	51.6	5.4	32.6	-37.3	72	2296		1659	1650	1909	4205	15.1	52.7	4.3	27.9	-43.3	110	1442	1119					1,442	14.5	1464.39	**7111.39**
1/1/2013	10.2	53.2	5.9	30.7	-37.6	55	2011		1605	1647	1822	3833	14.1	54.7	4.7	26.5	-42.8	102	1418	1188					1,418	0		**5251**
1/2/2013	11	53.5	5	30.5	-37.7	60	1974		1619	1654	1977	3951	14.8	51.4	4.9	28.9	-43	106	1378	1077					1,378	0		**5329**
1/3/2013	10.8	56.2	4.1	28.9	-37	80	2130		1630	1645	1980	4110	15.9	52	4.2	27.9	-39	102	1468	1302					1,468	0		**5578**
1/4/2013	10.5	57.6	3.9	28	-38.1	68	1878		1665	1651	1838	3716	16.1	47.9	5.3	30.7	-39	104	1393	1163					1,393	0		**5109**
1/5/2013	10.9	54.7	4.7	29.7	-37.6	72	1908		1620	1645	1860	3768	16.5	48	5.5	30	-39.1	92	1321	1353					1,321	0		**5089**
1/6/2013	10.6	55.6	4.4	29.4	-39	70	1712		1711	1636	1782	3494	16.3	49	5.4	29.3	-39.4	92	1358	1321					1,358	0		**4852**
1/7/2013	11.2	63.8	2.6	22.4	-37.7	61	1734		1639	1638	1761	3495	16.2	53.3	4.4	26.1	-38.1	90	1265	1347					1,265	0	1210.959	**5970.959259**
1/8/2013	10.9	60	2.6	26.5	-37.6	69	1410		1656	1650	2009	3419	16.4	52.7	4.1	26.8	-38.6	92	1247	1167					1,247	0	1246.603	**5912.603472**
1/9/2013	11.2	55.4	4.3	29.1	-38.4	79	1902		1598	1628	2090	3992	14.4	55.3	4.1	26.2	-37.2	100	1203	1071					1,203	0	1234.34	**6429.339583**
1/10/2013	11.2	56.3	4	28.5	-35.9	80	2367		1655	1647	2060	4427	15.8	53.3	4.6	26.3	-37.2	100	1243	1321					1,243	0	1301.011	**6971.010965**
1/11/2013	11.4	59.7	2.9	26	-38.1	87	1765		1632	1640	1646	3411							1302	968					1,302	0		**4713**
1/12/2013	12	60.5	2.3	25.2	-29.7	89	4388		1667			4388													0	0		**4388**
1/13/2013	16.5	52.3	4.5	27.7	-22.9	80	1569		1679	1611	2672	4241							1221	1036					1,221	0	1473.771	**6935.770774**
1/14/2013	16.2	51.5	4.5	27.8	-29.1					1765	2904	2904	16.2	51.5	4.5	27.8	-29.1	90	1394	1318					1,394	0	1433.537	**5731.536607**
1/15/2013	17.5	57.2	3.3	22	-26.7					1550	3245	3245	17.5	57.2	3.3	22	-26.7	102	1401	1223					1,401	0	1421.91	**6067.910417**
1/16/2013	17.4	53.8	3.7	25.1	-26.3					1584	3122	3122	17.4	53.8	3.7	25.1	-26.3	94	1316	1302					1,316	0	1388.153	**5826.153472**
1/17/2013	12.6	61.4	2.4	23.6	-23.8	120	4639			1599	3163	7802	16.8	51.7	4.3	27.2	-21.4	80	1514	1280					1,514	0	1484.151	**10800.15139**
1/18/2013	13.5	59.5	3.9	23.1	-21	110				1586	2782	2782	19	58.1	2.5	20.4	-21.2	105	1413	1136					1,413	0	1389.422	**5584.422272**
1/19/2013	13.1	57.1	4.2	25.6	-39.5	80					4064	4064													0	0		**4064**
1/20/2013	12.5	54.5	5	28	-40.2	70				1493	1888	1888													0	0		**1888**
1/21/2013	12.2	46.4	6.9	34.5	-22.5	72	752		1651			752	14.1	52.4	4.8	28.7	-27.4	76	1411	1089					1,411	0	1282	**3445**
1/22/2013	12.5	53.7	4.9	28.9	-41.5	50	4660		1598	1593	2735	7395							1894	1028					1,894	0		**9289**
1/23/2013	12.8	53.5	4.7	29	-41.4	60	730		1575	1686	2870	3600							730	1575					730	0		**4330**
1/24/2013	11.9	50.8	5.3	32	-42.3	50	671		1553	1404	2735	3406	11.7	53	5.3	30	79.5	82	1271	894					1,271	0		**4677**
1/25/2013	14.5	56.5	3.6	25.4	-37	68	710		1555	1412	2759	3469							3900	826					3,900	0		**7369**
1/26/2013	13.2	55.8	3.6	27.2	-41.7	67	625		1513	1661	2875	3500							3901	896					3,901	0		**7401**
1/27/2013	14.4	57.3	3.8	24.8	-38.6	62	591		1501	1673	2751	3342							3901	894					3,901	0		**7243**
1/28/2013	14.5	60.2	2.3	23	-34.1	104	971		1579	1627	2843	3814							3900	1028					3,900	0		**7714**
1/29/2013	12.1	59.6	3.3	25	-12.4	80	697		1591			697	12.5	60.2	3.1	24	111.6	105	1074	1152					1,074	0		**1771**
1/30/2013	13.8	52.8	4.4	29	-41	72	697		1591	1640	2862	3559	14.2	55.7	3.9	26.2	74.4	103	806	1049					806	0		**4365**
1/31/2013	14	55.1	4.4	26.5	-41.8	68	2100		1570	1603	2220	4320	14.3	58.8	3.2	23.7	49.3	80	820	902					820	0		**5140**
2/1/2013	14.1	60.6	2.5	22.8	-32.5	73	1573		1589	1585	2399	3972	**14.2**	**61.3**	**2.4**	**22.1**	**74.9**	**90**	**1452**	**974**					**1,452**	**0**		**5424**
2/2/2013	**13.7**	**58.3**	**3.5**	**24.5**	**-42**	**75**	**2633**		**1612**	1476	1618	4251	**13.6**	**58.7**	**3.6**	**24.1**	**25.1**	**81**	**1483**	**1014**					**1,483**	**0**		**5734**
2/3/2013	**12.4**	**55.5**	**4.2**	**27.9**	**-41.8**	**75**	**2880**		**1603**	1590	2130	5010	**12.7**	**56.4**	**4.2**	**26.7**	**40.2**	**80**	**868**	**1151**					**868**	**0**		**5878**
2/4/2013	**14**	**59.8**	**2.8**	**23.4**	**-41.4**	**101**	**3450**		**1533**	1590	2358	5838	**14**	**61.5**	**2.7**	**21.8**	**46.2**	**100**	**814**	**958**					**814**	**0**		**6622**
2/5/2013	**13.5**	**54.8**	**4.3**	**27.4**	**-42**	**75**	**2960**		**1595**	1603	2220	5180	**14.3**	**58.8**	**3.2**	**23.7**	**49.3**	**80**	**820**	**902**					**820**	**0**		**6000**
2/6/2013	**12.2**	**53.1**	**5.3**	**29.4**	**-42.6**	**73**	**3204**		**1674**	1587	2473	5677	**12.8**	**55.2**	**4.6**	**27.4**	**75.1**	**110**	**981**	**800**					**981**	**0**		**6658**
2/7/2013	**14**	**57.6**	**3.1**	**25.3**	**-36.5**	**90**	**2856**		**1714**	1601	2258	5114							**1089**	**836**					**1,089**	**0**		**6203**
2/8/2013	**11.6**	**56.7**	**4.1**	**27.6**	**-34.3**	**50**	**2641**		**1675**	1532	2124	4765	**12**	**57.1**	**4.5**	**26.4**	**57.8**	**80**	**832**	**1053**					**832**	**0**		**5597**
2/9/2013	**12**	**54.2**	**4.8**	**29**	**-43.8**	**70**	**2794**		**1592**	1579	2366	5160	**12.5**	**55.8**	**4.5**	**27.2**	**83.5**	**90**	**994**	**857**					**994**	**0**		**6154**
2/10/2013	**12.7**	**57.6**	**3.1**	**26.6**	**-38.4**	**78**	**2719**		**1596**	1605	2210	4929	**13.2**	**60.6**	**2.6**	**23.6**	**89.6**	**90**	**1080**	**1265**					**1,080**	**0**		**6009**
2/11/2013	**14.3**	**55.1**	**5.2**	**25.4**	**-46.5**	**80**	**3404**		**1619**	1600	2216	5620	**14.2**	**56.7**	**4.6**	**24.5**	**72.7**	**100**	**920**	**1023**					**920**	**0**		**6540**
2/12/2013	**11.7**	**56.4**	**4.5**	**27.4**	**-47.8**	**50**	**2990**		**1595**	1635	2200	5190	**11.9**	**55.8**	**4.5**	**27.8**	**64.5**	**90**	**950**	**695**					**950**	**0**		**6140**
2/13/2013	**11.2**	**52.8**	**5.5**	**30.5**	**-47.5**	**65**	**2915**		**1601**	1589	2141	5056	**12.3**	**57.4**	**4**	**26.3**	**78**	**92**	**965**	**860**					**965**	**0**		**6021**
2/14/2013	**13.3**	**53.3**	**5**	**28.4**	**-43.6**	**70**	**2938**		**1604**	1581	1995	4933							**1035**	**977**					**1,035**	**0**		**5968**
2/15/2013	**11.4**	**54.4**	**4.7**	**29.5**	**-47.3**	**70**	**2824**		**1597**	1568	2130	4954							**941**	**1123**					**941**	**0**		**5895**
2/16/2013	**13.8**	**57**	**4**	**25.2**	**-47.5**	**50**	**2589**		**1589**	1643	2064	4653	**12.3**	**56.2**	**3.5**	**28**	**70.1**	**72**	**1026**	**966**					**1,026**	**0**		**5679**
2/17/2013	**12.8**	**55.3**	**3.8**	**28.1**	**-46.2**	**60**	**2760**		**1592**	1646	2048	4808	**12.9**	**57.6**	**3**	**26.5**	**83.5**	**90**	**1090**	**1144**					**1,090**	**0**		**5898**
2/18/2013	**14**	**58.1**	**3.1**	**24.8**	**-46.7**	**80**	**2767**		**1615**	1578	2490	5257	**14.6**	**60.1**	**2.7**	**22.6**	**68.3**	**100**	**1060**	**1130**					**1,060**	**0**		**5317**
2/19/2013	**12.8**	**53.9**	**4.6**	**28.7**	**-46.9**	**65**	**2450**		**1604**	1606	2233	4683	**13**	**56.8**	**4.2**	**26**	**61.8**	**70**	**950**	**1217**					**950**	**0**		**5633**
2/20/2013	**12.4**	**54.9**	**4.2**	**28.5**	**-46.3**	**43**	**2324**		**1595**	1501	2094	4418	**13**	**57.6**	**3.7**	**25.7**	**59.1**	**60**	**951**	**813**					**951**	**0**		**5369**
2/21/2013	**13**	**57.9**	**4.1**	**25**	**-47.1**	**50**	**2435**		**1612**	1621	2092	4527	**13.1**	**62.8**	**3.5**	**20.6**	**65**	**60**	**1021**	**863**					**1,021**	**0**		**5548**
2/22/2013	**13.5**	**58.8**	**3.8**	**23.9**	**-47.7**	**60**	**2555**		**1593**	1595	2108	4663	**13.3**	**62**	**3.7**	**21**	**70.4**	**80**	**1150**	**1088**					**1,150**	**0**		**5813**
2/23/2013	**12.8**	**64.4**	**3.9**	**18.9**	**-46.8**	**60**	**2461**		**1601**	1457	2024	4485	**13.6**	**62.7**	**3.3**	**20.4**	**71.4**	**85**	**1011**	**891**					**1,011**	**0**		**5496**
2/24/2013	**12.7**	**57.6**	**3.5**	**26.2**	**-44.4**	**75**	**2694**		**1605**	1610	2119	4813	**13.4**	**62.5**	**2.8**	**21.3**	**85.4**	**105**	**1015**	**1088**					**1,015**	**0**		**5828**
2/25/2013	**12.8**	**58.6**	**3**	**25.6**	**-43.7**	**68**	**2650**		**1606**	1611	1987	4637	**13**	**60.5**	**2.6**	**23.9**	**87.2**	**100**	**1080**	**1159**					**1,080**	**0**		**5717**
2/26/2013	**14**	**63**	**2.1**	**20.9**	**-47.5**	**52**	**2398**		**1608**	1572	2293	4691	**14.1**	**63.5**	**2.1**	**20.3**	**59.5**	**75**	**935**	**889**					**935**	**0**		**5626**
2/27/2013	**14.1**	**55.7**	**3.8**	**26.4**	**-47**	**50**	**1811**		**1585**	1603	1804	3615	**15**	**59.3**	**3.1**	**22.6**	**40.4**	**60**	**818**	**1226**					**818**	**0**		**4433**
2/28/2013	**13.3**	**60.5**	**3.1**	**23.1**	**-47**	**50**	**2112**		**1616**	1614	1975	4087	**13.3**	**60.1**	**3.4**	**23.2**	**57.7**	**72**	**908**	**1218**					**908**	**0**		**4995**
3/1/2013	**13.6**	**63**	**3**	**20.4**	**-46.5**	**50**	**2192**		**1591**	1586	1926	4118	**14.3**	**66.1**	**1.9**	**17.7**	**55.8**	**70**	**848**	**952**					**848**	**0**		**4966**
3/2/2013	**14.4**	**58.5**	**3.2**	**23.9**	**-45.7**	**40**	**2293**		**1588**	1601	2202	4495	**14.9**	**64.3**	**2.2**	**18.6**	**60.4**	**70**	**906**	**1088**					**906**	**0**		**5401**
3/3/2013	**12.4**	**59.6**	**3.6**	**24.4**	**-46.6**	**60**	**2533**		**1594**	1603	2357	4890	**13**	**61**	**3**	**23**	**78.7**	**100**	**874**	**708**					**874**	**0**		**5764**

Inlet Lab Data

Date		CH4	CO2	O2	N2	H2	CO (%)	CO (ppm)

Date	Enclosed Flare												Candlestick Flare FL-100 (Flare Sta 2)								Flare Sta #1 FL-140		Flare Sta #3 FL-120		Total Utility Flare Flow	East Side Flare		Total Flow
	CH4	CO2	O2	Bal.	Press./Vac.	Gas Inlet Temp (°F)	Flow (scfm)	Flow Set Point	Enclosed Flare Temp	Callidus Flare Temp	Callidus Flow (scfm)	Total Flow (scfm)	CH4	CO2	O2	Bal.	Press./Vac.	Gas Inlet Temp (°F)	Flow (scfm)	Flare Temp.	Flow (scfm)	Flare Temp.	Flow (scfm)	Flare Temp.	Flow (scfm)	CH4	Flow (scfm)	scfm
3/4/2013	12.5	64.5	3.5	19.5	-45.9	70	2659		1568	1651	2365	5024	13.3	66.6	2.6	17.5	78.6	100	913	1247					913	0		5937
3/5/2013	12.7	65.4	3.1	18.3	-46.6	60	2709		1595	1590	2313	5022	13.6	65.6	3.2	17.6	72.1	80	976	1231					976	0		5998
3/6/2013	12.1	57.6	4.6	25.7	-46.3	50	2414		1615	1593	2283	4697	12.9	62.4	3.9	20.8	74.8	90	1012	1149					1,012	0		5709
3/7/2013	13	62.3	3.2	21.5	-46.8	75	2542		1604	1599	2340	4882	13.6	64.6	2.6	19.2	74.2	110	879	974					879	0		5761
3/8/2013	12.8	60.8	3.5	22.9	-46.7	65	2526		1614	1600	2380	4906	13.1	63.3	3	20.6	81.9	100	957	1080					957	0		5863
3/9/2013	13.6	61.2	3	22.2	-46.5	80	2711		1598	1603	2389	5100	15.3	64.9	1.5	18.3	74.2	100	915	1266					915	0		6015
3/10/2013	13.7	64.4	2.4	19.5	-46.4	60	2726		1557	1610	2266	4992	14.2	65.5	2.1	18.2	76.2	80	1073	1015					1,073	0		6065
3/11/2013	13.3	59.1	3.7	23.9	-50.1	80	3134		1585	1595	2027	5161	13.2	60.2	4	22.6	50.7	90	1178	1165					1,178	0		6339
3/12/2013	12.4	56.3	3.6	27.7	-49.5	70	2933		1585	1594	2373	5306	12.9	54	3.6	29.5	65.5	90	1202	1088					1,202	0		6508
3/13/2013	11.5	51.6	4.6	32.3	-44.6	60	2873		1606	1585	2207	5080	11.7	51.6	4.8	31.9	79.1	90	1332	1097					1,332	0		6412
3/14/2013	13.6	57.5	2.8	26.1	-50.3	70	3615		1583	1595	1549	5210	13.7	58.3	2.5	25.5	32	85	768	1174					768	0		5932
3/15/2013	12.6	60.4	2.9	24.1	-42	90	3321		1605	1603	2237	5558	13.1	60.5	2.7	23.7	73	120	1284	943					1,284	0		6842
3/16/2013	14	57.4	2.8	25.8	-46.2	70	2762		1611	1598	1948	4710	14.2	56.9	2.7	26.2	75.8	100	1381	1008					1,381	0		6091
3/17/2013	13	53.6	3.5	29.9	-48.5	60	2690		1603	1619	1836	4526	13.1	53.7	3.7	29.5	66.7	90	1842	985					1,842	0		6368
3/18/2013	12.8	56.7	3.5	27	-48.4	60	2316		1599	1597	2171	4487	12.8	57.9	3.6	25.7	70.1	90	2009	1219					2,009	0		6496
3/19/2013	11.5	52.8	3.9	31.8	-40.7	60	2252		1593	1576	2307	4559	16	49.5	5.4	29.1	83.3	90	1578	1125					1,578	0		6137
3/20/2013	11.1	43.2	6.9	38.8	-46.7	60	2883		1621	1560	2251	5134	14.9	52	4.7	28.4	53.9	80	1167	1268					1,167	0		6301
3/21/2013	12	60.4	1.8	25.8	-49.9	60	2080		1601	1611	2106	4186	12.2	59.2	1.8	26.8	48	80	1383	789					1,383	0		5569
3/22/2013	11.6	53.7	3.9	30.8	-42.9	80	2216		1589	1623	2664	4880	11.5	54.7	4	29.8	77.2	100	1339	830					1,339	0		6219
3/23/2013	13.5	57	2.8	26.7	-50.1	90	3474		1646	1579	2345	5819	13.4	71.8	2.3	12.5	45.6	95	1247	1068					1,247	0		7066
3/24/2013	11.9	50.6	4.3	33.2	-49.7	70	2869		1654	1591	2248	5117							1099	1191					1,099	0		6216
3/25/2013	11.8	61.2	3.9	23.1	-49.3	65	2946		1656	1594	2165	5111	12.2	60.8	3.8	23.2	44.5	70	1177	1138					1,177	0		6288
3/26/2013	11.9	52.6	4.5	31	-49.4	80	3255		1674	1620	2243	5498	12.1	52.9	4.5	30.5	53.5	90	1112	1075					1,112	0		6610
3/27/2013	13.5	57.5	3.2	25.8	-50	85	3188		1560	1578	2249	5437	13.9	56.8	3.2	26.1	55.5	100	1167	791					1,167	0		6604
3/28/2013	10.5	56	4.6	28.9	-46.2	80	3237		1684	1624	2314	5551	11	55.2	4.5	29.3	68.7	100	1322	977					1,322	0		6873
3/29/2013	12.3	57.2	3.8	26.7	-45.7	90	3055		1597	1601	2293	5348	12.1	57.8	3.7	26.4	62.7	120	1898	885					1,898	0		7246
3/30/2013	13.4	57.8	2.7	26.1	-41.5	70	2975		1642	1413	2349	5324	13.4	57.4	2.8	26.4	102	90	1238	1125					1,238	0		6562
3/31/2013	12.9	61	2.6	23.5	-38.7	90	2826		1670	1642	2041	4867	13.4	60.8	2.3	23.5	72.2	110	1970	945					1,970	0		6837
4/1/2013	12.1	53.9	4.9	29.1	-50.2	80	2755		1654	1611	2284	5039	11.9	54	4.9	29.2	39.6	100	1994	1066					1,994	0		7033
4/2/2013	11.6	53.4	4.5	30.5	-49.4	80	2982		1662	1574	2109	5091	11.8	53	4.4	30.8	44.5	90	1655	780					1,655	0		6746
4/3/2013	12.2	53	4.7	30.1	-50	80	3138		1655	1627	2246	5384	12.5	53.3	4.7	29.5	55.4	90	1728	1001					1,728	0		7112
4/4/2013	13.3	55.6	3.7	27.4	-47.4	90	3320		1648	1546	2173	5493	13.5	55.9	3.8	26.8	58	120	2008	930					2,008	0		7501
4/5/2013	12.8	57.9	3.5	25.8	-46.1	90	3001		1669	1538	2034	5035	13.1	57.1	3.4	26.4	60.5	120	2196	800					2,196	0		7231
4/6/2013	14.4	58.5	2.4	24.7	-45.7	94	2976		1678	1592	1776	4752	15	59.6	2	23.4	61.6	124	1889	1266					1,889	0		6641
4/7/2013																									0			
4/8/2013	10.8	61.1	4.6	23.5	-43.3	102	3122		1591	1522	2154	5276	11.4	58.4	4.6	25.6	54.1	130	1877	1034					1,877	0		7153
4/9/2013	14	58.9	2.6	24.5	-44.9	90	2849		1603	1605	2001	4850	13.9	58.8	2.5	24.8	58.3	110	2156	1305					2,156	0		7006
4/10/2013	13	58.2	3.2	25.6	-49	94	3001		1548	2499	1614	4615	12.9	58.6	3	25.5	55	110	1279	969					1,279	0		5894
4/11/2013	14.6	57.3	2.8	25.3	-49	82	2719		1593	1984	1561	4280	14.7	57.1	2.8	25.4	29.1	90	1335	1093					1,335	0		5615
4/12/2013	13.3	55.7	3.8	27.2	-45.8	78	2645		1573	2610	1417	4062	13.6	57	3.5	25.9	66.3	90	1441	1223					1,441	0		5503
4/13/2013	13.1	55.2	3.9	27.8	-47	92	3344		1594	2698	1504	4848	13.6	56	3.3	27.1	56.2	106	1259	944					1,259	0		6107
4/14/2013	12.5	56.9	3.7	26.9	-47	105	2369		1504	2207	1617	3986	12.9	57.3	3.4	26.4	50	120	2558	1239					2,558	0		6544
4/15/2013	15	58.1	3.2	23.7	-41.3	86	2225		1489	2309	1654	3879	14	58	3.1	24.9	63.9	100	2135	809					2,135	0		6014
4/16/2013	13.1	55.3	4.2	27.4	-46.6	74	1874		1492	2874	1472	3346	13.3	56.2	4	26.5	58.2	80	2005	952					2,005	0		5351
4/17/2013	12.5	54	4.9	28.6	-43.9	106	1889		1573	2550	1454	3343	14.8	55.1	3.5	26.6	56.8	104	2413	827					2,413	0		5756
4/18/2013	13.6	54.8	4.3	27.3	-49.9	66	2536		1673	2159	1610	4146	14.6	55.1	4.4	25.9	38.4	75	1808	1256					1,808	0		5954
4/19/2013	12.7	50.6	5.8	30.9	-50	70	2741		1674	1911	1558	4299	13.5	52.6	4.7	29.2	36.8	76	1832	1319					2,032	0		6331
4/20/2013	12.4	52.5	5.2	29.9	-49.1	80	2963		1648	2036	1613	4576	12.9	55	3.9	28.2	36.8	90	1753	992					1,753	0		6329
4/21/2013	12.1	54.3	4.3	29.3	-50	82	3109		1660	1923	1614	4723	13.2	54.1	3.7	29	38.3	90	1773	1090					1,773	0		6496
4/22/2013	11.6	59.8	4.7	23.9	-49.9	96	3630		1649	2065	1564	5194	12.9	63.9	3.2	20	41.2	106	2011	963					2,011	0		7205
4/23/2013	11.9	53.4	5	29.7	-47.6	85	3202		1634	2074	1600	4802	13.7	56.5	3.4	26.4	53.1	90	1660	901					1,660	0		6462
4/24/2013	12.6	54.6	4.4	28.4	-47.2	80	3049		1622	1988	1610	4659	12.3	53.4	4.5	29.8	55.4	88	1675	1099					1,675	0		6334
4/25/2013	12.1	52.1	5	30.8	-44.4	88	3014		1665	2200	1585	4599	12.3	51.9	4.7	31.1	58.2	92	1687	968					1,687	0		6286
4/26/2013	10.7	53.2	4.6	31.5	-40.8	86	2832		1636	2190	1590	4422	9.9	48.5	6.3	35.3	63.4	92	1620	1128					1,620	0		6042
4/27/2013	11.2	52.8	4.6	31.4	-49.6	80	3526		1611	2149	1590	5116	11.5	55.2	3.7	29.6	47.1	88	1029	908					1,029	0		6145
4/28/2013	10.6	53.9	4.4	31.1	-48.1	82	3628		1640	2102	1615	5243	10.8	55.2	4.1	29.9	47.7	87	1345	985					1,345	0		6588
4/29/2013	12.1	52.3	4.1	31.5	-48	96	3506		1670	1735	1562	5068	12.5	51.4	4.1	32	45.6	102	1982	928					1,982	0		7050
4/30/2013	11.2	55.9	4.8	28.1	-42.5	104	3550		1615	1890	1604	5154	13.3	58.7	2.7	25.3	49.5	110	2124	1225					2,124	0		7278
5/1/2013	12.5	59.9	2.7	25.5	-46	110	3614		1693	2127	1516	5130	12.3	59.6	2	26.1	44	118	2168	931					2,168	0		7298
5/2/2013	11.5	56.5	3.9	28.1	-48	98	3679		1562	2100	1583	5262	12.8	57.2	3	27	45	106	1752	1110					1,752	0		7014
5/3/2013	13.1	51.7	4.3	30.9	-50.3	65	3445		1697	1777	1620	5065	13.1	52.8	4.4	29.7	50.4	72	1779	1078					1,779	0		6844
5/4/2013	12.7	53.8	4.1	29.4	-48.2	66	3580		1540	1730	1606	5186	12.9	54.1	3.8	29.2	52.1	78	1810	850					1,810	0		6996
5/5/2013	12.6	55.8	3.8	27.8	-45.9	78	3571		1740	1830	1548	5119	13	54.8	3.9	28.3	54.7	80	1707	976					1,707	0		6826
5/6/2013	12.4	53.5	4.3	29.8	-45	88	3726		1755	1680	1603	5329	12.9	56	3.4	27.7	53	96	1730	1124					1,730	0		7059
5/7/2013	13.3	58.5	3.2	25	-44.8	95	3565		1720	2369	1687	5252	13.4	60.7	2.5	23.4	43.9	110	2235	956					2,235	0		7487
5/8/2013	12.8	59.1	3	25.1	-41.3	106	3680		1656	2081	1620	5300	13	58.9	2.9	25.2	51.1	114	2176	458					2,176	0		7476
5/9/2013	12.8	55.6	3.7	27.9	-45.6	98	3896		1611	1858	1374	5270	13.4	55.4	3.8	27.7	47.6	107	2110	785					2,110	0		7380
5/10/2013	11.7	53.9	4.8	29.6	-49.8	85	3895		1648	2328	1582	5477	12	54	4.7	29.3	43.4	93	1527	1005					1,527	0		7004
5/11/2013	11.9	50.5	5.5	32.1	-51	89	3808		1663	2727	1546	5354	14	54	5.4	26.6	43.1	96	1642	1154					1,642	0		6996
5/12/2013	11.4	50.9	5.4	32.3	-51.2	83	3842		1621	2131	1607	5449	11.8	51.4	5	31.8	43.8	89	1900	1100					1,900	0		7349
5/13/2013	13.3	54.2	4.5	28	-48.1	91	3853		1643	2172	1564	5417	12.5	53.6	4.3	29.6	47.5	100	1810	892					1,810	0		7227
5/14/2013	11.9	57.6	3.9	26.6	-42.8	100	3895		1626	2507	1611	5506	12.7	58.6	3.5	25.2	51.5	108	2121	1097					2,121	0		7627
5/15/2013	11.8	54.4	4.6	29.2	-45.3	98	3701		1640	2440	1598	5299	13.7	56.1	3.5	26.7	47.1	105	1920	1022					1,920	0		7219
5/16/2013	11.2	55.6	4.1	29.1	-47	98	3874		1654	2260	1404	5278	11.9	56.2	3.8	28.1	44.5	106	2242	704					2,242	0		7520
5/17/2013	11.9	57	3.9	27.2	-45.1	95	3555		1648	2414	1582	5137	12.2	57.1	3.5	27.2	50.9	106	2121	909					2,121	0		7258
5/18/2013	11.5	56.4	3.8	28.3	-42.3	118	3691		1639	2304	1560	5251	12.2	58.1	3.1	26.6	50.3	126	2141	842					2,141	0		7392
5/19/2013	11.3	57.1	4.3	27.3	-42.4	122	3644		1666	2464	1595	5239	11.8	58.4	3.7	25.6	44.3	136	2375	962					2,375	0		7614
5/20/2013	11.9	57.6	3.6	26.9	-45.4	115	3461		1667	2429	1605	5066	12	58	3.2	26.5	50.2	121	1881	1215					1,881	0		6947
5/21/2013	10.6	58.1	4.5	26.8	-45.5	114	3486		1649	2292	1596	5082	11.6	58.9	3.4	26.1	47	124	2112	1009					2,112	0		7194
5/22/2013	11.8	57.6	3.3	27.3	-46	120	3503		1629	2053	1574	5077	12.3	58.4	3	26.3	46.9	128	2337	1171					2,337	0		7414
5/23/2013	12.2	53.7	4.5	29.6	-48.6	110	3303		1662	2324	1577	4880	12.2	54.6	4	29.2	47.5	117	2214	1271					2,214	0		7094
5/25/2013	10.9	57.2	5	30.2	-47.2	115	3624		1673	2109	1539	5163	10.6	53.8	5.1	30.5	46.3	124	2007	1047					2,007	0		7170
5/26/2013	10.7	52.7	4	28.1	-42	128	3722		1669	1998	1519	5241	10.9	56.3	3.9	28.9	50.2	136	2488	1038					2,488	0		7729
5/27/2013	10.1	56.4	5.2	32	-42.8	132	3703		1676	1901	1510	5213	10.9	52.5	4.8	31.8	48.6	136	2601	894					2,601	0		7814
5/28/2013	11.5	57.7	4	28.1	-43.3	127	3631		1651	2466	1612	5243	12	56.3	3.6	28.1	45.4	134	2034	1080					2,034	0		7277
5/29/2013	11.7	54.1	4	26.6	-45	129	3525		1614	2510	1610	5135	11.2	57.9	3.9	27	41.7	137	2321	1210					2,321	0		7456
5/30/2013	10	53	5.1	30.8	-41.5	129	3302		1670	2609	1601	4903	10.7	53.1	5.1	31.1	40.8	137	2828	1057					2,828	0		7731
5/31/2013	11.5	53	4.7	30.8	-42.6	128	3001		1591	2647	1596	4597	11	53	4.5	30.5	40.3	138	2741	540					2,741	0		7338
6/1/2013	11.2	55.6	4	27.2	-44.8	121	3161		1677	3108	1467	4628	11.3	56.1	3.8	28.2	41.2	124	2873	1220					2,873	0		7501
6/2/2013	10.4	56.7	4.1	28.8	-38.6	122	3642		1643	3145	1544	5186	10.7	57.6	3.8	27.9	50.3	126	2245	1053					2,245	0		7431
6/3/2013	12	59.6	3.3	25.1	-33.3	125	3664		1651	3246	1581	5245	12.2	60.4	3.1	24.3	57.3	128	2364	959					2,364	0		7609
6/4/2013	12.4	58.9	2.8	25.9	-36.2	140	3451		1637	2809	1490	4941	12.7	58.7	2.5	26.1	50.1	146	2713	822					2,713	0		7654
6/5/2013	12.4	60.9	2.1	24.6	-34.5	146	3722		1663	2636	1591	5313	12.8	60.6	1.8	24.8	54.1	153	1922	703					1,922	0	586	7821
6/6/2013	13.3	54.1	4.7	27.9	-37.3	137	3696		1610	2369	1592	5288	11.6	54.4	4.3	29.7	52.3	145	1918	1139					1,918	0	529	7735
6/7/2013	12.5	51.4	4.7	31.4	-37.2	137	3405		1621	2349	1571	4976	12.9	49.1	4.6	33.4	54.7	142	1809	997					1,809	0	734	7519
6/8/2013	11.8	59.3	2.8	26.1	-36.9	146	3544		1629	2047	1553	5097	12.7	58.3	2.4	26.6	48.9	154	2592	780					2,592	0	596	8285
6/9/2013	10.9	55.4	4	29.7	-34.2	141	3352		1627	2020	1581	4933	11.9	54.9	4.3	28.9	56.8	147	2038	1081					2,038	0	864	7835
6/10/2013	11.9	49.5	6	32.6	-37.4	141	3691		1606	2352	1623	5314	11.5	49.1	5.7	33.7	51.3	147	1589	1222					1,589	0	1079	7982
6/11/2013	9.5	48.7	6.5	35.3	-35	143	3665		1660	2383	1580	5245	10.1	47.5	6.6	35.8	53.3	148	1457	908					1,457	0	1028	7730
6/12/2013	10.7	49.1	5.9	34.3	-34.4	146	3651		1671	2013	1546	5197	11.5	47.5	5.2	35.8	52.6	152	2110	979					2,110	0	1056	8363
6/13/2013	9.9	50.9	5.4	33.8	-37.4	131	3698		1601	2220	1596	5294	10	43.9	6.5	39.6	54.7	140	1653	963					1,653	0	488	7435
6/14/2013	10.5	46.1	5.9	37.5	-35.6	133	3558		1605	2601	1620	5178	10.6	47.4	6.5	35.5	63.2	142	1214	912					1,214	0	1119	7511
6/15/2013	12.2	51.4	5.4	31	-35.6	135	3691		1635	2701	1562	5253	11	50.5	5.3	33.2	60.7	146	1269	943					1,269	0	872	7394
6/16/2013	11.8	57.2	3.8	27.2	-36.5	142	3502		1603	2641	1608	5110	11.9	58.1	3.4	26.6	54.2	148	2105	891					2,105	0	745	7960
6/17/2013	10.7	43.3	6.6	39.4	-43.5	110	2604		1469	3038	1558	4162	11.6	44.4	6.1	37.9	54.1	102	1664	480					1,664	0	1051	6877
6/18/2013	12.2	47.7	6.3	33.8	-36.1	138	3401		1607	2604	1605	5006	11.9	54.9	4.9	58.3	58.3	146	1496	981					1,496	0	1141	7643

Inlet Lab Data									
Date		CH4	CO2	O2	N2	H2	CO (%)	CO (ppm)

Date	Enclosed Flare												Candlestick Flare FL-100 (Flare Sta 2)								Flare Sta #1 FL-140		Flare Sta #3 FL-120		Total Utility Flare Flow	East Side Flare		Total Flow
	CH4	CO2	O2	Bal.	Press./Vac.	Gas Inlet Temp (°F)	Flow (scfm)	Flow Set Point	Enclosed Flare Temp	Callidus Flare Temp	Callidus Flow (scfm)	Total Flow (scfm)	CH4	CO2	O2	Bal.	Press./Vac.	Gas Inlet Temp (°F)	Flow (scfm)	Flare Temp.	Flow (scfm)	Flare Temp.	Flow (scfm)	Flare Temp.	Flow (scfm)	CH4	Flow (scfm)	scfm
6/19/2013	8.9	46.7	6	38.4	-32.2	138	3691		1664	2409	1587	5278	**13.1**	**58.8**	**3.3**	**24.8**	**64**	**145**	**1004**	**1017**					**1,004**	**0**	**1409**	**7691**
6/20/2013	9	43.5	6.5	41	-33.8	139	3769		1604	2365	1608	5377	**12.8**	**59**	**2.2**	**26**	**64.4**	**147**	**1196**	**1134**					**1,196**	**0**	**1184**	**7757**
6/21/2013	12.3	56.8	4.2	26.7	-33.3	139	3519		1612	2415	1588	5107	**11.6**	**55.5**	**3.9**	**26**	**63.5**	**146**	**1891**	**1065**					**1,891**	**0**	**1177**	**8175**
6/22/2013	10.4	42.9	7.6	29.1	-43.5	110	3864		1596			3864	**10.5**	**40.9**	**7.9**	**40.7**	**47.8**	**97**	**2301**	**1392**					**2,301**	**0**	**1380**	**7545**
6/23/2013	9	43.1	7.1	40.8	-43.7	128	3809		1601			3809	**9.4**	**40.5**	**7.1**	**43**	**47.9**	**156**	**2987**	**1353**					**2,987**	**0**	**1293**	**8089**
6/24/2013	11.4	42.4	6.9	39.3	-43.2	136	3497		1593			3497	**12.4**	**42**	**6.8**	**38.8**	**46.9**	**144**	**3046**	**1254**					**3,046**	**0**	**1443**	**7986**
6/25/2013	11.9	54.4	4.5	29.2	-41.5	138	3889		1632			3889	**10.9**	**49.6**	**5.1**	**34.4**	**47.1**	**144**	**3046**	**885**					**3,046**	**0**	**1382**	**8317**
6/26/2013	9.4	45.4	6.1	39.1	-40.4	135	3803		1615			3803	**8.9**	**40.6**	**6**	**44.5**	**47.5**	**141**	**2725**	**513**					**2,725**	**0**	**1391**	**7919**
6/27/2013	10.1	46.5	5.4	38	-38.5	138	3629		1601			3629	**12.1**	**45.5**	**4.9**	**37.5**	**53.5**	**145**	**2605**	**854**					**2,605**	**0**	**1334**	**7568**
6/28/2013	10.1	53.1	5.6	31.2	-36.9	139	3853		1598			3853	**11**	**53.7**	**5.5**	**29.8**	**56.2**	**144**	**2817**	**791**					**2,817**	**0**	**1326**	**7996**
6/29/2013	10.1	45.6	6.1	38.2	-38.5	139	3694		1601			3694	**11.4**	**45.2**	**5.9**	**37.5**	**37.5**	**144**	**2566**	**956**					**2,566**	**0**	**1386**	**7646**
6/30/2013	10.5	38.5	8.2	42.8	-42.1	135	3694		1590			3694	**12.2**	**42.8**	**6.9**	**38.1**	**48.8**	**149**	**2911**	**1250**					**2,911**	**0**	**1432**	**8037**
7/1/2013	12.8	46.6	6.5	34.1	-38.5	138	3294		1600			3294	**11.3**	**46.9**	**6.2**	**35.6**	**53.7**	**143**	**2891**	**855**					**2,891**	**9.7**	**1271**	**7456**
7/2/2013	9.4	42.1	7.1	41.4	-41.1	129	3309		1596			3309	**9.1**	**42.5**	**7**	**41.4**	**62**	**140**	**2708**	**1341**					**2,708**	**7.5**	**1514**	**7531**
7/3/2013	11.2	48	5.9	34.9	-38.1	139	3510		1599			3510	**12.4**	**48.3**	**5.7**	**33.6**	**56.9**	**145**	**2610**	**1094**					**2,610**			**6120**
7/4/2013	9.2	49.9	6.4	34.5	-35.7	139	3496		1591			3496	**10.3**	**45.5**	**4.4**	**39.8**	**55.8**	**143**	**2901**	**1153**					**2,901**			**6397**
7/5/2013	12.8	49.9	6	51.3	58.7	138	3514		1582			3514	**12.6**	**47.4**	**6.1**	**33.9**	**52.9**	**143**	**2884**	**1121**					**2,884**	**10.9**	**1501**	**7899**
7/6/2013	11.9	44.3	5.8	38	-41.2	133	3891		1604			3891	**13**	**47.6**	**6.2**	**33.2**	**51.4**	**139**	**2544**	**926**					**2,544**	**10.8**	**1535**	**7970**
7/7/2013	12.5	50	6.2	31.3	32.6	137	3346		1566			3346	14.7	50.5	5.1	29.7	39.5	149	2328	635					2,328	8.3	1364	**7038**
7/8/2013	11	48.3	6.3	34.4	34.5	136	3796		1652			3796	10.8	50.3	5.1	33.8	33.1	140	2392	1066					2,392	11.9	1580	**7768**
7/9/2013	10.1	46.1	4.8	39	-41.1	136	3981		1598			3981	10.6	43.2	4.9	41.3	56.9	140	2279	1179					2,279	11.2	1504	**7764**
7/10/2013	11.7	44.5	6.2	37.6	-41.4	126	3960		1562			3960	12.6	43.7	6.1	37.6	61.4	129	2004	1360					2,004	9.1	1570	**7534**
7/11/2013	11	51.1	5.8	32.1	-34.6	130	3987		1545			3987	10.5	30.5	6	31.7	1.3	133	2041	1123					2,041	7.2	1398	**7426**
7/12/2013	12.1	53.1	4.9	29.8	-36.6	133	3921		1673			3921	12.9	54.5	4.6	28	35	136	2195	1354					2,195	8.9	1516	**7632**
7/13/2013	13.1	59.5	2.9	24.5	-40.8	144	3635		1691			3635	13.3	58.8	2.8	25.1	53.4	147	2701	1227					2,701	12.4	1265	**7601**
7/14/2013	12.2	55.5	4.3	28	-28.4	102	3325		1614			3325	12.7	51	4	26.3	51.3	90	2188	992					2,188	11.6	1305	**6818**
7/15/2013	13	59.3	3.8	23.9	-30.5	110	3954		1615			3954	13.4	60.6	3.3	22.7	54.7	92	2027	1092					2,027	12.3	1204	**7185**
7/16/2013	11.4	56	4.3	28.3	-30.2	111	3740		1570			3740	11.7	54.5	4.5	29.3	63.9	137	1383	938					1,383			**5123**
7/17/2013	11.7	55.7	5	27.6	-27.7	110	3988		1541		3303	7291	12.3	55.8	4.7	27.2	42.6	92	1416	900					1,416	15.1	1023	**9730**
7/18/2013	12.5	56.9	3.1	27.5	-38.2	110	3986		1609		3255	7241	12.5	59.8	2.8	24.9	57.7	147	1066	906					1,066	13.8	1003	**9310**
7/19/2013	11.5	55.2	4.5	28.8	37.2	104	3987		1606			3987	12.1	54.7	4.4	28.8	57.7	147	1142	906					1,142			**5129**
7/20/2013	12.8	60.6	3.1	23.1	62.3	128	3988		1627		2929	6917	12.7	53.1	4.9	29.3	63.4	124	957	835					957	18.7	900	**8774**
7/21/2013	11.3	50.7	6	32	-30.8	129	3988		1606		2801	6789	13	60.3	3.1	23.1	62.3	141	1343	874					1,343	17.3	833	**8965**
7/22/2013	12	53.8	4.8	29.4	-28.8	104	3988		1602		2960	6948	12.8	54.2	4.8	28.2	56.3	142	1512	866					1,512	14.8	1007	**9467**
7/23/2013	12.7	49.1	4.7	33.5	-30.5	109	3987		1597		2625	6612	12.8	52.5	3.5	31.2	65.4	142	1597	753					1,597	13.2	1102	**9311**
7/24/2013	11	48.4	6.3	34.3	-34.7	126	3990		1609		2942	6932	11.5	44.2	6	33.3	61	134	1609	831					1,609	16.3	1047	**9588**
7/25/2013	11.5	55.7	4.5	28.3	-30.5	105	3989		1551		3241	7230	11.9	57.3	4.5	26.3	65.7	145	1551	817					1,551	20.6	805	**9586**
7/26/2013	9.9	45.1	6.3	38.2	-29.2	128	3991		1612		3092	7083	11.7	50.6	5.9	31.3	-68.3	136	1612	870					1,612	15.2	936	**9631**
7/27/2013	12.6	53.3	5.1	29	-30.4	133	3992		1633		2898	6890	12.9	53.7	4.8	28.6	65.6	139	1177	1133					1,177	17.6	759	**8826**
7/28/2013	12.8	53.8	4.5	28.9	-29.2	136	3994		1632		3141	7135	13.1	54.2	4.1	28.6	68.1	158	949	1632					949	15	846	**8930**
7/29/2013	13.3	52.9	4	29.8	-30.5	135	3995		1628		3341	7336	13.4	54.1	4	28.5	66	141	1241	1628					1,241	12.2	894	**9471**
7/30/2013	12.8	49.8	5.6	31.8	-31.3	118	3981		1602		2984	6965	13.6	52.3	4.8	29.3	66.5	131	801	1602					801	17.4	939	**8705**
7/31/2013	12.7	54.5	4.7	28.1	-29.2	128	3993		1661		3033	7026	13.6	55	4.3	27.1	70	128	1052	1661					1,052	18.1	935	**9013**
8/1/2013	13.1	58.9	3.4	24.6	-27.7	140	3992		1607	1562	3180	7172	13.9	56.3	3.3	26.5	68.6	144	1210	1607					1,210	0	962	**9344**
8/2/2013	12.5	59.4	3.8	24.3	-32.6	132	3996		1546	1581	2850	6846	13.6	57.2	3.3	25.9	66.8	136	1184	948					1,184	0	1017	**9047**
8/3/2013	12.9	52.7	4.2	30.2	-29.4	136	3991		1650	1574	2869	6860	13.7	52.8	4.2	29.3	67.3	140	1218	849					1,218	0	1014	**9092**
8/4/2013	12.7	52.5	4.8	30	-29.9	138	3990		1593	1362	2946	6936	12.9	52.3	4.2	29.6	68.3	158	1148	747					1,148	0	975	**9059**
8/5/2013	13	54.6	4.3	28.1	29.3	130	3998		1620	1591	3011	7009	13.1	54.9	4	28	63.7	141	1138	997					1,138	0	946	**9093**
8/6/2013	14.1	56	3.6	26.3	28.1	137	3993		1609	1719	3999	7992	14.8	57	3	25.2	66.5	145	1266	903					1,266	0	928	**10186**
8/7/2013	15	56.3	3.5	25.2	-30.2	137	3991		1601	1512	3999	7990	15.8	56.2	3.6	24.4	62.6	145	1286	877					1,286	0	1103	**10379**
8/8/2013	13.5	51.1	4.7	30.7	-30.5	130	3993		1610	1589	3691	7684	13.9	52.6	4.4	29.1	67.7	139	1381	761					1,381	0	990	**10055**
8/9/2013	13.9	54.9	3.8	27.4	-30.4	136	3991		1591	1675	3951	7942	14.6	54.3	3.8	27.3	64.4	140	1158	791					1,158	0	1074	**10174**
8/10/2013	13.7	54.5	4.5	27.3	-28	136	3991		1610	1591	3957	7948	14.8	54.6	4.2	26.4	68.3	142	1348	861					1,348	0	1043	**10339**
8/11/2013	13.7	54	4	28.3	-29.6	136	3984		1595	1657	3960	7944	14.1	53.9	3.9	28.1	65.6	162	1288	767					1,288	0	1122	**10354**
8/12/2013	14	54.3	4.4	27.3	-28.2	131	3991		1610	1591	3833	7824	14.5	54.7	4.2	26.6	69.7	136	1201	979					1,201	0	1080	**10105**
8/13/2013	14.2	55.9	5.3	24.6	-29.4	129	4003		1616	1589	3661	7664	13.4	56.8	4.7	25.1	74	89	1022	889					1,022	0	1061	**9747**
8/14/2013	12.5	52.3	5.4	29.8	-30.5	128	3997		1605	1600	3038	7035	13	51.5	5.2	30.3	69.7	83	1101	700					1,101	0	1174	**9310**
8/15/2013	13.6	53.5	4.5	28.4	-30.6	130	3996		1645	1582	3723	7719	13.9	55	4	27.1	67.7	137	1172	841					1,172	0	976	**9867**
8/16/2013	12.6	51.9	4.5	31	-29	128	4001		1652	1580	3601	7602	13.3	52.8	4.3	29.6	68.6	135	1141	840					1,141	0	845	**9588**
8/17/2013	13.3	56.2	4.3	26.2	-29.2	125	3810		1601	1740	3999	7809	13.6	57.4	3.8	25.2	42.3	133	1190	885					1,190	0	903	**9902**
8/18/2013	14.3	59.4	3.4	22.9	-32.3	126	4004		1608	1622	3970	7974	14.4	59.5	3.2	22.9	69.9	132	1318	904					1,318	0	902	**10194**
8/19/2013	13.8	55.3	4.5	26.4	-29.7	128	4000		1606	1576	3990	7990	14.2	55.7	4.3	25.8	72.6	133	1111	712					1,111	0	1055	**10156**
8/20/2013	13.3	54.8	4.7	27.2	-31.1	129	4080		1582	1587	3711	7791	13.5	55.4	4.6	26.5	69.6	136	1346	667					1,346	0	1043	**10180**
8/21/2013	13.6	58.9	4.3	23.2	-28.7	132	4000		1646	1604	3506	7506	13.9	59.1	4.1	22.9	72.8	138	960	799					960	0	1048	**9514**
8/22/2013	13.4	55.5	4.6	26.5	-31	133	4150		1749	1480	3527	7677	13.6	56.5	4.4	25.5	66.7	136	1372	770					1,372	0	888	**9937**
8/23/2013	14	55.1	4.9	26	-31	132	4006		1710	1522	3396	7402	14	58.5	4.3	23.2	66.3	137	1268	617					1,268	0	977	**9647**
8/24/2013	11.5	48.4	6.3	33.8	-33.2	131	4020		1657	893	3222	7242	13.5	55.1	5.9	25.5	60.1	135	1272	790					1,272	0	1083	**9597**
8/25/2013	12.2	55.8	4.7	27.3	-26.5	132	4016		1573	1518	3607	7623	12.3	56.2	4.6	26.9	74	136	1335	741					1,335	0	1286	**10244**
8/26/2013	12.6	54.1	5	28.3	-30.8	132	4061		1481	1550	3295	7356	12.8	54	4.9	28.3	68.8	135	1302	773					1,302	0	1080	**9738**
8/27/2013	14.2	55.5	4.9	25.4	-30.8	132	4187		1655	1558	3248	7385	14.4	55.6	4.8	25.2	67.5	135	1263	857					1,263	0	1071	**9719**
8/28/2013	13.9	50.5	4.8	30.8	-32.8	132	4016		1536	1342	2965	6981	14	50.7	4.7	30.6	62.1	136	1230	726					1,230	0	1089	**9300**
8/29/2013	14.6	58	2.5	24.9	-27.3	140	4036		1687	1591	3739	7775	14.7	59.3	2.6	23.4	66.9	143	1277	891					1,277	0	989	**10041**
8/30/2013	14.1	60.9	3.1	21.9	-30.2	145	4028		1610	1591	3294	7322	14.7	64.9	3.1	17.3	61.4	149	1071	769					1,071	0	947	**9340**
8/31/2013	14.8	51.1	4.8	29.3	-30.5	130	3983		1732	1610	2961	6944	15.5	51.8	4.3	28.4	66.3	137	1093	758					1,093	0	1062	**9099**
9/1/2013	14.7	56.2	3.9	25.2	-34.1	130	4011		1598	1557	3994		15.1	56.8	3.5	24.6	59.1	138	1001	715					1,001	0	1252	**10258**
9/2/2013	15.5	56.7	6.1	21.7	-36.1	118	3992		1604	1462	3992		15.9	60.5	5	18.6	58.6	131	975	743					975	0	1205	**10164**
9/3/2013	13.4	51.9	3.6	31.1	-32.3	142	3992		1560	1573	3946		14	54.1	3.1	28.8	61.1	141	760	675					760	0	1150	**9848**
9/4/2013	11.6	59.5	3.3	25.6	-37.3	145	3994		1637	1460	3750		13.1	52.6	3	31.3	51.4	145	615	695					615	0	1211	**9570**
9/5/2013	11.8	59.9	3.1	25.2	-33.2	143	3994		1585	1587	3895		12.4	58.6	3	26	58.9	145	572	731					572	0	1130	**9591**
9/6/2013	11.2	60.1	5.9	22.8	-34.9	138	3990		1590	1410	3550		11.8	63.9	4.8	19.5	61	138	700	628					700	0	1055	**9295**
9/7/2013	10.8	51.1	7.2	30.9	-37	133	3994		1604	1610	3705		11.9	54.9	5.6	27.6	56.3	134	737	717					737	0	1092	**9528**
9/8/2013	12.6	56.3	4.1	27	-32.2	132	3993		1593	1593	3522		12.9	57.3	3.8	26	65.1	137	772	764					772	0	1065	**9352**
9/9/2013	12.3	54.5	4.5	28.7	-35.8	132	3994		1596	1687	3942		13.1	57.2	3.5	26.2	60.5	137	713	756					713	0	1098	**9747**
9/10/2013	12.9	58.4	3.6	25.1	-33.8	135	3993		1596	1503	3335		13.2	60.1	3.1	23.6	61.8	140	855	700					855	0	1060	**9243**
9/11/2013	12.5	54.8	4.5	28.2	-35.8	131	3994		1625	1597	3409		12.8	55.4	4.3	27.5	63.8	138	841	831					841	0	1088	**9332**
9/12/2013	12.7	52.9	4.4	30	-35.8	130	3998		1621	1591	3819		12.8	53.6	4	29.6	58.6	136	749	969					749	0	1110	**9676**
9/13/2013	12.6	52.5	5.3	29.6	-31	127	3996		1615	1529	3619		12.6	53.9	4.9	28.4	69.8	134	749	976					749	0	1115	**9479**
9/14/2013	13.5	58.8	3.4	24.3	-36.1	130	4003		1612	1569	3261		14.5	60.8	3	21.7	64.7	136	741	979					741	0	1123	**9128**
9/15/2013	12.5	55.8	4.7	27	-28	130	4014		1622	1646	3350						69.7	136	788	952					788	0	1073	**9225**
9/16/2013	11.6	51.9	5.8	30.7	-31.7	128	4017		1604	1610	3010		12.7	55	4.8	27.5	70.9	133	749	1087					749	0	1122	**8898**
9/17/2013	13.7	50	5.9	30.4	-29.6	122	4021		1616	1599	3294		16.7	55.1	4.5	22.7	73.6	131	917	849					917	0	1102	**9334**
9/18/2013	13.4	54.1	4.7	27.8	-30.9	122	4006		1594	1625	3423		13.3	54.2	4.7	27.8	71.4	131	801	959					801	0	1082	**9312**
9/19/2013	13.3	58.3	4.1	24.3	-29	129	3996		1542	1568	3702		13.6	59.5	3.7	23.2	72.3	135	772	932					772	0	1058	**9528**
9/20/2013	12.8	54	4.2	29	-27.6	124				1606	3251		13.2	55.4	3.9	27.5	77.5	128	821	957			3561	1598	4,382	0	1135	**8768**
9/21/2013	16.2	59.8	3.4	20.6	-34.9	121				1095	2391								855	1109			2122	1429	2,977	0	1139	**6507**
9/22/2013	12.7	54.1	5.1	28.1	-27.5	122				972	1800		13.1	54.1	5.2	27.6	33.8	136	705	783			3790	1608	4,495	0	1140	**7435**
9/23/2013	12.8	54.6	4.7	27.9	-24.8	120				907	1469		12.9	54.4	4.7	28.8	50.1	132	701	835			3769	1624	4,470	0	1122	**7061**
9/24/2013	11.2	47.2	6.7	34.9	-33	119							11.2	47.2	6.7	34.9	55.8	130	637	1013	1742	905	3997	1618	6,376	0	1485	**7861**
9/25/2013	11.5	49.1	6.3	33.1	-33.6	118							11.7	98.7	6.5	33.1	49	131	849	1055	2449	734	1744	919	5,042	0	1533	**6575**
9/26/2013	13.4	52	5	29.6	-36.4	127							13.3	52.1	5	29.6	0.6	139	1724	942	1224	816	2171	936	5,119	0	1573	**6692**
9/27/2013	11.9	53.1	5.3	29.7	-33.6	110							12.2	53	5.3	29.5	0.7	124	1209	893	1348	859	2145	882	4,702	0	1453	**6155**
9/28/2013	11.1	50.6	7.9	30.4	-35.8	110							11.3	50.5	7.9	30.3	1.3	125	1327	1243	1283	946	1939	987	4,549	0	1427	**5976**
9/29/2013	13.1	45.6	7.6	33.7	-35.8	112							13.3	45.6	7.7	33.9	0.9	125	2833	1142	1249	907	2030	976	6,112	0	1512	**7624**
9/30/2013	11.2	49.7	7.2	31.9	-35.7	112							11.8	49.9	7.2	31.6	1.2	125	1270	1045	1427	992	1841	916	4,538	0	1471	**6009**
10/1/2013													12	50.1	6.4	31.5	-35.2	115	1207	1132	1303	953	1966	1035	4,476	0	1379	**5855**
10/2/2013													12.1	53.5	5.2	29.2	-32.2	116	1025	1072	1530	956	2137	971	4,692	0	1242	**5934**

Inlet Lab Data

Date		CH4	CO2	O2	N2	H2	CO (%)	CO (ppm)

Date	Enclosed Flare												Candlestick Flare FL-100 (Flare Sta 2)								Flare Sta #1 FL-140		Flare Sta #3 FL-120		Total Utility Flare Flow	East Side Flare		Total Flow
	CH4	CO2	O2	Bal.	Press./Vac.	Gas Inlet Temp (°F)	Flow (scfm)	Flow Set Point	Enclosed Flare Temp	Callidus Flare Temp	Callidus Flow (scfm)	Total Flow (scfm)	CH4	CO2	O2	Bal.	Press./Vac.	Gas Inlet Temp (°F)	Flow (scfm)	Flare Temp.	Flow (scfm)	Flare Temp.	Flow (scfm)	Flare Temp.	Flow (scfm)	CH4	Flow (scfm)	scfm
10/3/2013													12.9	51.8	5.8	29.5	-34.9	118	1003	1171	1524	1060	2075	1136	4,602	0	1222	**5824**
10/4/2013													10.9	49.5	6	33.6	-34.6	116	1004	1134	1535	1095	2110	1106	4,649	0	1320	**5969**
10/5/2013													12.7	47.7	6.2	33.4	-34.4	116	980	1084	1515	1066	2053	1083	4,548	0	1300	**5848**
10/6/2013													11.3	45.8	7.2	35.7	-35.8	112	971	1248	1344	1003	1990	999	4,305	0	1296	**5601**
10/7/2013													12.1	44	7.8	36.1	-36.2	106	1013	1176	1570	1021	1929	1240	4,512	0	1101	**5613**
10/8/2013													10.5	48.8	7.1	33.6	-31.7	104	1081	1173	1307	973	2196	952	4,584	0	922	**5506**
10/9/2013													10.5	48.2	7.6	33.7	-29.2	104	1382	1003	1427	885	1915	843	4,724	0	1048	**5772**
10/10/2013													12.2	49.9	6.5	31.4	-34.4	114	966	1026	1688	956	1591	946	4,245	0	901	**5146**
10/11/2013													11.8	50.7	6	31.5	-33.4	113	900	1119	1870	1280	1900	932	4,670	0	1222	**5892**
10/12/2013													10.9	44.5	7.4	37.2	-34.7	107	851	1110	1981	1038	1684	965	4,516	0	1046	**5562**
10/13/2013													10.4	44	7.6	38	-35.1	107	826	898	1755	1198	1915	1078	4,496	0	528	**5024**
10/14/2013													10.3	45.5	8	36.2	-34.9	100	1005	1121	1744	884	1651	859	4,400	0	594	**4994**
10/15/2013													11.8	48.1	6.8	33.3	-33.2	110	1030	1253	1805	1276	1393	1078	4,228	0	1330	**5558**
10/16/2013													11.4	47.2	7.6	38.8	-32.5	95	1045	1239	1781	1275	910	920	3,736	0	1407	**5143**
10/17/2013													10.4	24	7.1	58.5	-36	101	1005	1204	1259	1821	1776	876	4,040	0	1239	**5279**
10/18/2013													11	49.2	7.2	32.6	-35.8	95	950	1161	1705	1041	1816	955	4,471	0	1274	**5745**
10/19/2013													11.2	45.1	7.6	36.1	-35.3	82	960	1125	1544	990	1944	906	4,448	0	1057	**5505**
10/20/2013													11.6	49.2	6.9	32.3	-35.9	90	950	1195	1620	1335	1796	970	4,366	0	544	**4910**
10/21/2013													11.4	43	7.4	38.2	-35.9	93	850	1084	1680	1046	1970	912	4,500	0	1454	**5954**
10/22/2013													11.7	43.6	6.7	38	-35.8	93	760	1016	1780	1180	1720	1005	4,260	0	1066	**5326**
10/23/2013													11.7	43.1	7	38.2	-36	78	900	1150	1700	1050	900	1190	3,500	0	1120	**4620**
10/24/2013													10	40.1	8.6	41.3	-35.9	82	900	900	1720	1010	1850	883	4,470	0	952	**5422**
10/25/2013													11.4	45.8	7.2	35.6	-36.2	90	946	1072	1758	1057	1888	904	4,592	0	1114	**5706**
10/26/2013													11.5	44.5	7.2	36.8	-35.5	80	949	1175	1884	1347	1150	829	3,983	0	1092	**5075**
10/27/2013													12.5	49.7	5.6	32.2	-34.7	90	1007	1174	1735	1301	1702	853	4,444	0	1092	**5536**
10/28/2013													12.4	48.4	6.1	33.1	-35.4	97	834	1078	1822	1047	1669	870	4,325	0	1087	**5412**
10/29/2013													11.9	48.5	5.9	33.7	-35.5	92	1004	1141	1722	1217	1865	885	4,591	0	854	**5445**
10/30/2013													12.1	49.1	5.9	32.9	-30.6	98	927	1155	1861	1193	1473	846	4,261	0	984	**5245**
10/31/2013													11.7	48.5	6.1	33.7	-35	100	970	1195	1741	1228	1941	1016	4,652	0	998	**5650**
11/1/2013													10.9	42.8	7.6	38.7	-35.8	84	947	1194	1629	1225	1922	955	4,498	0	948	**5446**
11/2/2013													10.8	42	7.6	39.6	-35.6	85	964	1224	1642	1094	1890	1184	4,496	0	971	**5467**
11/3/2013													11.3	42.7	7.4	38.6	-36.1	80	959	1204	1627	1283	1942	934	4,528	0	846	**5374**
11/4/2013													10.7	40.5	7.9	40.9	-36.2	82	848	1177	1731	1280	1780	990	4,359	0	1170	**5529**
11/5/2013													12.8	44.4	7.5	35.3	-35.9	80	860	1040	1784	1205	1826	886	4,470	0	1171	**5641**
11/6/2013													10.9	48.2	6.3	34.6	-35.9	87	1440	1206	2110	1205	1987	1142	5,537	0	770	**6307**
11/7/2013													10.2	48.7	6.9	34.2	-35.9	88	979	1222	1666	1271	1886	899	4,531	0	797	**5328**
11/8/2013													11.5	48.6	6.6	33.3	-35.8	90	1337	1111	1764	1188	1808	899	4,909	0	662	**5571**
11/9/2013													11.5	44.8	7.6	36.1	-35.9	88	753	1184	1734	1387	1879	1035	4,366	0	1239	**5605**
11/10/2013													9.5	41.2	8.5	40.8	-35.8	91	751	1091	1724	1277	1861	901	4,336	0	1218	**5554**
11/11/2013													10.7	43.5	7.9	37.9	-35.9	93	732	1120	1787	1222	1850	922	4,369	0	1206	**5575**
11/12/2013													9.3	37.9	9.5	43.3	-35.9	82	731	1079	1567	1232	1756	981	4,054	0	1224	**5278**
11/13/2013													10	39.1	8.6	42.3	-36.4	77	820	1045	1471	1069	1406	858	3,697	0	1214	**4911**
11/14/2013													10.3	41.5	8.7	39.5	-35.9	77	870	1131	1637	1207	1712	942	4,219	0	1201	**5420**
11/15/2013													10.1	42.7	8.1	34.1	-36.4	87	750	1154	1889	1343	1535	910	4,174	0	1097	**5271**
11/16/2013													10.6	43.9	7.5	38	-21.4	84	931	1258	1941	1074	1761	1084	4,633	0	1031	**5664**
11/17/2013													13.4	45.1	7.1	34.4	-20.7	93	933	1252	1967	963	1842	1105	4,742	0	1021	**5763**
11/18/2013													9.5	42	8.3	40.2	-30.4	90	800	1243	1995	1377	1342	798	4,137	0	1074	**5211**
11/19/2013													10	41.8	7.8	40.4	-33.6	98	1110	1235	1660	1255	1930	951	4,700	0	1054	**5754**
11/20/2013													10.1	40.2	8.6	41.1	-32.1	86	1040	1320	1670	1230	1580	983	4,290	0	1030	**5320**
11/21/2013													10.4	45.5	7.6	36.5	-30.6	88	1170	1240	1750	1200	1680	915	4,600	0	830	**5430**
11/22/2013													9.7	44.1	7.9	38.3	-30.1	80	1103	1224	1684	1309	1532	983	4,319	0	766	**5085**
11/23/2013													8.6	39.6	9.2	42.6	-32.1	76	1088	1277	1634	1332	1559	900	4,281	0	1083	**5364**
11/24/2013													7.6	32.5	12.4	47.5	-28.6	71	1017	1250	1522	1140	1587	882	4,126	0	1068	**5194**
11/25/2013													9.5	38.1	9.8	42.6	-31.4	70	1046	1260	1677	1174	1618	907	4,341	0	1057	**5398**
11/26/2013													9.4	38.7	9.6	42.3	-30.5	71	706	1019	1256	1129	2460	1231	4,422	0	1024	**5446**
11/27/2013													8.5	33.4	10.6	47.5	-34.8	57	784	947	1420	1337	2328	1120	4,532	0	1029	**5561**
11/28/2013													9.4	37.5	9.8	43.3	-34.4	54	660	1023	1601	1405	2423	1014	4,684	0	934	**5618**
11/29/2013													9.6	38.3	9.4	42.7	-33.7	51	550	1165	1561	1181	2465	1194	4,576	0	943	**5519**
11/30/2013													10.1	42.9	10.5	36.5	-34.5	62	665	1064	1614	1289	2389	1252	4,668	0	1069	**5737**
12/1/2013													10.1	43.8	7.9	38.2	-33.3	58	1030	964	1730	1284	1125	893	3,885	0	918	**4803**
12/2/2013													10.7	46	7.1	36.2	-34.2	67	872	1130	1202	1048	2437	1013	4,511	0	888	**5399**
12/3/2013													9.9	43.7	7.7	38.7	-35.7	67	991	1254	1857	1389	1433	881	4,281	0	812	**5093**
12/4/2013													11.1	44.3	7.3	37.3	-40	73	1022	1268	1170	1254	2425	1034	4,617	0	772	**5389**
12/5/2013													11.3	46.3	7	35.4	-39.8	73	862	1116	1052	1091	2549	1133	4,463	0	771	**5234**
12/6/2013													8.3	37.6	13.9	40.2	-39.4	78	901	1145	1306	1214	2518	1274	4,725	0	775	**5500**
12/7/2013																	-40	75	1175	1175	1765	1315	1980	1126	4,920	0		**4920**
12/8/2013													9.4	42.6	9.7	38.3	-40	79	857	1140	1283	1306	2627	1055	4,767	0	938	**5705**
12/9/2013													8.1	43.1	11.2	37.6	-39	74	1025	1257	1478	1163	2025	1241	4,528	0	933	**5461**
12/10/2013													9.2	42	9.3	38.3	-37.8	71	978	1205	1568	1173	1833	1029	4,379	0	1023	**5402**
12/11/2013													8	40.9	11.3	39.8	-38.8	74	829	1173	1422	1274	2460	930	4,711	0	949	**5660**
12/12/2013													9.5	48.7	9.7	32.1	-39.5	71	883	1180	1265	1252	2602	1127	4,750	0	908	**5658**
12/13/2013													9.3	44.7	9.7	36.3	-39.4	71	894	1111	1301	1182	2707	984	4,902	0	841	**5743**
12/14/2013													11.2	46.2	6.6	35.5	-39.9	76	1206	1285	1291	945	2084	1098	4,581	0	821	**5402**
12/15/2013													11.1	42.3	8.7	37.4	-40.2	66	1040	1238	1262	1205	2364	1196	4,666	0	1168	**5834**
12/16/2013													10.1	41.2	8	40.7	-38.9	74	1474	1312	1227	907	1888	1109	4,589	0	916	**5505**
12/17/2013													9.8	39.8	9.4	41	-38.5	74	1126	1203	1174	1183	2427	1127	4,727	0	868	**5595**
12/18/2013													10	37	10.4	42.6	-40.8	76	994	1157	1703	1346	2099	1069	4,796	0	1099	**5895**
12/19/2013													9.7	41.8	9.1	39.4	-43.4	73	1727	1197	1938	1236	852	1085	4,517	0	977	**5494**
12/20/2013													14.3	42.5	8.9	34.3	-44.5	68	1880	1335	1560	1296	2522	1156	5,962	0	988	**6950**
12/21/2013													10.2	40	8.4	40.4	-43.3	69	1968	1344	1088	1200	2541	1045	5,597	0	1061	**6658**
12/22/2013													10.5	42.2	8.2	39.1	-43.6	70	1610	1287	1298	1225	2420	1174	5,328	0	960	**6288**
12/23/2013													7.9	31.3	11.5	49.3	-43.8	67	1116	1236	1662	1213	2553	1375	5,331	0	871	**6202**
12/24/2013													8.4	34.6	10.2	46.8	-42.6	63	1721	1302	1932	1304	2153	1135	5,806	0	808	**6614**
12/25/2013													9.5	39.8	9.2	41.5	-44.4	65	1063	1305	1604	1228	1725	1217	4,392	0	808	**5200**
12/26/2013													8.2	40.7	8.1	43	-43	70	2025	1297	1691	1350	1453	892	5,169	0	835	**6004**
12/27/2013													10.7	42.9	8.8	37.6	-43.4	69	1228	1054	1261	1291	2149	1097	4,638	0	851	**5489**
12/28/2013													13.3	40.9	9.1	36.7	-44.6	72	2029	1331	1362	1290	2203	958	5,594	0	968	**6562**
12/29/2013													16.9	41.4	8.9	32.8	-44.5	74	1755	1146	1425	1341	2302	1136	5,482	0	919	**6401**
12/30/2013													10.4	39.7	8.8	41.1	-44.4	48	2025	1250	1350	1216	2350	1058	5,725	0	950	**6675**
12/31/2013													8.8	35.9	10.1	45.2	-44.9	43	2100	503	1300	1324	2156	1146	5,556	0	932	**6488**
1/1/2014													9	37.3	9.7	44	-44.8	49	1850	1290	2467	950	1270	1216	5,587		890	**6477**
1/2/2014													8.3	36.5	10.8	44.4	-44.8	26	1800	1240	2100	1180	1200	1145	5,100		950	**6050**
1/3/2014													8	34.3	11.8	45.9	-44.4	45	2640	1427	1930	1180	1450	1212	6,020		1025	**7045**
1/10/2014													7.2	31.6	11.9	49.3	-43.2	79	1422	1563	2315	1325	1687	1293	5,424		1204	**6628**
1/13/2014													8.2	35.6	10.2	46	-44.7	90	1110	1157	3300	1010	2040	1367	6,450		972	**7422**
1/14/2014													7.8	39.7	10.3	42.2	-44.5	83	2650	1323	791	992	2360	1366	5,801		975	**6776**
1/15/2014													7.8	32.5	10.9	48.8	-45.2	73	1600	1400	2808	1237	1750	1326	6,158		1035	**7193**
1/16/2014													8	33	10.9	48.1	-45.2	79	1906	1516	2795	1101	1743	1426	6,444		1022	**7466**
1/17/2014													6.8	27.6	13	52.6	-44.5	58	1216	1409	2893	1338	1900	1361	6,009		945	**6954**
1/19/2014													9.4	37.5	9.2	43.9	-44.4	94	2203	1248	2756	1299	1623	1367	6,582		833	**7415**
1/20/2014													8.7	40.6	9.4	41.3	-44.7	92	1824	1471	3331	1007	2201	1161	7,356		1075	**8431**
1/21/2014													8.7	34	10.6	46.7	-43.9	81	1914	1435	2620	1134	1375	1018	5,909		1437	**7346**
1/22/2014													8.6	36.8	9.6	45	-44.1	77	2098	1452	2070	1125	1313	1295	5,481		866	**6347**
1/23/2014													9.5	38.8	9.8	41.9	-44.4	81	1907	1381	2690	1323	1120	1092	5,717		1003	**6720**
1/24/2014													9.2	41.2	9.8	39.8	-43.6	78	2009	1400	2240	1155	1034	1277	5,283		1092	**6375**
1/27/2014													8.7	35.4	10.1	45.8	-44.1	79	1851	1384	2364	1191	1514	1410	5,729		963	**6692**

Inlet Lab Data

Date		CH4	CO2	O2	N2	H2	CO (%)	CO (ppm)

Date	Enclosed Flare												Candlestick Flare FL-100 (Flare Sta 2)								Flare Sta #1 FL-140		Flare Sta #3 FL-120		Total Utility Flare Flow	East Side Flare		Total Flow
	CH4	CO2	O2	Bal.	Press./Vac.	Gas Inlet Temp (°F)	Flow (scfm)	Flow Set Point	Enclosed Flare Temp	Callidus Flare Temp	Callidus Flow (scfm)	Total Flow (scfm)	CH4	CO2	O2	Bal.	Press./Vac.	Gas Inlet Temp (°F)	Flow (scfm)	Flare Temp.	Flow (scfm)	Flare Temp.	Flow (scfm)	Flare Temp.	Flow (scfm)	CH4	Flow (scfm)	scfm
1/28/2014													9.9	45.4	9	35.7	-44.4	40	1542	1417	2580	1340	1083	1142	5,205		975	**6180**
1/29/2014													9.1	38.2	9.7	43	-44.1	33	1332	1476	2413	1107	1415	1219	5,160		906	**6066**
2/3/2014													9.2	37.1	9.1	44.6		61	1570		1565		2437		5572		907	6479
2/4/2014													9.2	36.8	9.7	44.3		61	1444		1537		2426		5407		1100	6507
2/5/2014													8.4	36.4	9.9	45.3	-44	52	1510	1406	1392	1077	2511	1312	5413		1017	6430
2/6/2014													9.2	39.7	9.5	41.6	-43.2	44	1297	1454	1326	903	2309	1270	4932		1015	5947
2/7/2014													9.7	40.9	8.2	41.2	-44	56	1206	1422	1273	1038	2112	848	4591		1140	5731
2/10/2014													8.4	38.2	9.3	44.1	-43.9	43	1231	1430	1382	1142	2775	1236	5388		988	6376
2/11/2014													8.9	40.4	8.9	41.8	-43.1	57	1155	1024	1400	1047	2323	982	4878		978	5856
2/12/2014													9.8	40.2	8.2	41.8	-43.5	57	1223	1039	1446	1134	2497	1227	5166		969	6135
2/17/2014													9.5	38.4	9.4	42.7	-43.3	58	1380	1324	1393	1331	2508	1264	5281		775	6056
2/18/2014													8.4	38.9	9.3	43.4	-43.8	69	1408	1195	1475	1388	2559	1229	5442		868	6310
2/19/2014													8	35.9	9.8	46.3	-44.5	71	1392	1177	1543	1200	2581	1304	5516		888	6404
2/20/2014													9.2	41	8.7	41.1	-43.4	80	1452	1343	1660	1357	2546	1318	5658		532	6190
2/21/2014													8.1	36	10.2	45.7	-43.8	64	1362	1389	1567	1277	2407	1308	5336		551	5887
2/24/2014													8	38.5	10	43.5	-44.2	57	1402	1105	1492	1287	2545	1247	5439		426	5865
2/25/2014													7.9	41.8	9.7	40.6	-43.7	62	1416	1193	1512	1310	2510	1196	5438		1240	6678
2/26/2014													8.6	40.1	9.9	41.4	-43.8	50	1473	1182	1579	1267	2354	1313	5406		780	6186
2/27/2014													8.2	37.3	9.8	44.7	-43.7	54	1450	1237	1566	1315	2403	1177	5419		520	5939
2/28/2014													9.2	41.6	9.3	39.9	-44.1	67	1845	1330	1400	1397	2320	1272	5565		750	6315
3/1/2014													7.8	34.8	9.9	47.5	-44.7	58	1446	1204	1994	1342	2191	1244	5630		705	**6335**
3/2/2014													8.8	31.8	10.5	48.9	-43.4	37	1486	1200	1892	1380	2257	1160	5634		792	**6427**
3/3/2014													9.5	38.3	9	43.2	-44.2	29	1378	1068	1776	1315	2182	823	5337		906	**6243**
3/4/2014													9.5	40.9	8.9	40.7	-43.8	49	1488	1050	2000	1325	2168	1150	5656		770	**6426**
3/5/2014													9.7	39.7	8.5	42.1	-44.4	52	1501	907	2023	1390	2116	1223	5640		730	**6370**
3/6/2014													9.1	42.2	8.8	39.9	-44.6	43	1344	970	2006	1353	2100	1240	5450		650	**6100**
3/7/2014													10.4	42.4	7.8	39.4	-43.7	81	1402	1017	1993	1391	2123	1217	5519		775	**6293**
3/8/2014													9.8	41.9	8.2	40.1	-45.4	54	1391	1040	1912	1400	2100	1140	5403		1131	**6535**
3/9/2014													9.3	40.7	8.4	41.6	-44.4	62	1399	995	1953	1390	2089	1115	5441		1065	**6506**
3/10/2014													9.6	45.9	7	37.5	-44.4	70	1428	1316	2067	1439	2145	1031	5641		951	**6592**
3/11/2014													10.6	49.5	5.8	34.1	-44	96	1066	1149	2152	1321	2348	1215	5566		912	**6478**
3/12/2014													8.8	41.5	8.3	41.4	-41	58	1586	1240	1486	1303	2289	1260	5361		831	**6192**
3/13/2014													9.8	41.5	8.3	40.4	-43.4	80	1853	1250	2040	1292	1426	1270	5319		875	**6194**
3/14/2014													10.7	45.7	6.7	36.9	-44.7	79	1555	1330	1767	1527	2308	1301	5630		830	**6460**
3/15/2014													10.3	48.6	6.1	34.6	-44	88	975	1237	1917	1311	2555	1182	5446		814	**6260**
3/16/2014													8.5	39	9.6	42.9	-41.8	49	1125	1246	2089	1453	2016	1231	5230		788	**6018**
3/17/2014													10.1	45.5	6.6	37.8	-45.5	66	834	1086	2336	1341	2247	1041	5417		837	**6254**
3/18/2014													10	49.4	6.4	34.2	-44.4	69	1189	1270	2317	1360	2641	1274	6147		808	**6955**
3/19/2014													8.8	41	8.4	41.8	-43.4	59	1171	1298	2817	1377	2564	1293	6551		826	**7377**
3/20/2014													9.5	42.8	7.5	40.2	-43	57	1632	1202	2586	1379	2452	1077	6670		765	**7435**
3/21/2014													11.5	48.3	5.6	34.6	-43.4	93	1693	1283	2748	1436	2378	1035	6818		763	**7581**
3/22/2014													8.9	41.6	8.4	41.1	-43.1	54	1422	1142	2771	1319	2212	1121	6405		775	**7180**
3/23/2014													9.2	43	8	39.8	-43.4	57	1400	1138	2543	1212	2362	1259	6304		803	**7107**
3/24/2014													9.5	42.2	7.8	40.5	-43.8	58	1573	1127	2375	1182	2390	1081	6338		816	**7155**
3/25/2014													9	42.5	7.9	40.6	-44.3	50	1717	1247	2567	1273	2037	1147	6322		845	**7167**
3/26/2014													9.1	40.7	8.9	41.3	-44.2	47	1624	1212	2500	1305	2114	1147	6238		814	**7051**
3/27/2014													10.1	45	7.4	37.5	-43.6	59	1468	1254	2577	1369	2047	1109	6092		541	**6633**
3/28/2014													9	41.4	8.5	41.1	-43.4	61	1328	1115	2400	1250	2298	1281	6027		571	**6597**
3/29/2014													8.5	37.1	9.8	44.6	-44.3	55	1315	1183	2519	1278	1869	1174	5704		753	**6457**
3/30/2014													9.5	39.7	8.3	42.5	-44	61	1451	1136	2955	1256	1752	1207	6158		858	**7016**
3/31/2014													9.3	39.2	9.2	42.3	-44.1	61	1226	1251	2643	1357	2354	1269	6223		1027	**7250**

Inlet Lab Data

Date		CH4	CO2	O2	N2	H2	CO (%)	CO (ppm)

Daily Flare Monitoring Data - Bridgeton Landfill
10/1/2013 - 3/31/2014

Date	Device Flow (scfm)				Total Flow (scfm)
	Candlestick Flare (FL-100)	Candlestick Flare (FL-140)	Candlestick Flare (FL-120)	E. Aux. Candlestick Flare	
10/1/2013	1,207	1,303	1,966	1,379	5,855
10/2/2013	1,025	1,530	2,137	1,242	5,934
10/3/2013	1,003	1,524	2,075	1,222	5,824
10/4/2013	1,004	1,535	2,110	1,320	5,969
10/5/2013	980	1,515	2,053	1,300	5,848
10/6/2013	971	1,344	1,990	1,296	5,601
10/7/2013	1,013	1,570	1,929	1,101	5,613
10/8/2013	1,081	1,307	2,196	922	5,506
10/9/2013	1,382	1,427	1,915	1,048	5,772
10/10/2013	966	1,688	1,591	901	5,146
10/11/2013	900	1,870	1,900	1,222	5,892
10/12/2013	851	1,981	1,684	1,046	5,562
10/13/2013	826	1,755	1,915	528	5,024
10/14/2013	1,005	1,744	1,651	594	4,994
10/15/2013	1,030	1,805	1,393	1,330	5,558
10/16/2013	1,045	1,781	910	1,407	5,143
10/17/2013	1,005	1,259	1,776	1,239	5,279
10/18/2013	950	1,705	1,816	1,274	5,745
10/19/2013	960	1,544	1,944	1,057	5,505
10/20/2013	950	1,620	1,796	544	4,910
10/21/2013	850	1,680	1,970	1,454	5,954
10/22/2013	760	1,780	1,720	1,066	5,326
10/23/2013	900	1,700	900	1,120	4,620
10/24/2013	900	1,720	1,850	952	5,422
10/25/2013	946	1,758	1,888	1,114	5,706
10/26/2013	949	1,884	1,150	1,092	5,075
10/27/2013	1,007	1,735	1,702	1,092	5,536
10/28/2013	834	1,822	1,669	1,087	5,412
10/29/2013	1,004	1,722	1,865	854	5,445
10/30/2013	927	1,861	1,473	984	5,245
10/31/2013	970	1,741	1,941	998	5,650

Daily Flare Monitoring Data - Bridgeton Landfill
10/1/2013 - 3/31/2014

Date	Device Flow (scfm)				Total Flow (scfm)
	Candlestick Flare (FL-100)	Candlestick Flare (FL-140)	Candlestick Flare (FL-120)	E. Aux. Candlestick Flare	
11/1/2013	947	1,629	1,922	948	5,446
11/2/2013	964	1,642	1,890	971	5,467
11/3/2013	959	1,627	1,942	846	5,374
11/4/2013	848	1,731	1,780	1,170	5,529
11/5/2013	860	1,784	1,826	1,171	5,641
11/6/2013	1,440	2,110	1,987	770	6,307
11/7/2013	979	1,666	1,886	797	5,328
11/8/2013	1,337	1,764	1,808	662	5,571
11/9/2013	753	1,734	1,879	1,239	5,605
11/10/2013	751	1,724	1,861	1,218	5,554
11/11/2013	732	1,787	1,850	1,206	5,575
11/12/2013	731	1,567	1,756	1,224	5,278
11/13/2013	820	1,471	1,406	1,214	4,911
11/14/2013	870	1,637	1,712	1,201	5,420
11/15/2013	750	1,889	1,535	1,097	5,271
11/16/2013	931	1,941	1,761	1,031	5,664
11/17/2013	933	1,967	1,842	1,021	5,763
11/18/2013	800	1,995	1,342	1,074	5,211
11/19/2013	1,110	1,660	1,930	1,054	5,754
11/20/2013	1,040	1,670	1,580	1,030	5,320
11/21/2013	1,170	1,750	1,680	830	5,430
11/22/2013	1,103	1,684	1,532	766	5,085
11/23/2013	1,088	1,634	1,559	1,083	5,364
11/24/2013	1,017	1,522	1,587	1,068	5,194
11/25/2013	1,046	1,677	1,618	1,057	5,398
11/26/2013	706	1,256	2,460	1,024	5,446
11/27/2013	784	1,420	2,328	1,029	5,561
11/28/2013	660	1,601	2,423	934	5,618
11/29/2013	550	1,561	2,465	943	5,519
11/30/2013	665	1,614	2,389	1,069	5,737

Daily Flare Monitoring Data - Bridgeton Landfill
10/1/2013 - 3/31/2014

Date	Device Flow (scfm)				Total Flow (scfm)
	Candlestick Flare (FL-100)	Candlestick Flare (FL-140)	Candlestick Flare (FL-120)	E. Aux. Candlestick Flare	
12/1/2013	1,030	1,730	1,125	918	4,803
12/2/2013	872	1,202	2,437	888	5,399
12/3/2013	991	1,857	1,433	812	5,093
12/4/2013	1,022	1,170	2,425	772	5,389
12/5/2013	862	1,052	2,549	771	5,234
12/6/2013	901	1,306	2,518	775	5,500
12/7/2013	1,175	1,765	1,980		4,920
12/8/2013	857	1,283	2,627	938	5,705
12/9/2013	1,025	1,478	2,025	933	5,461
12/10/2013	978	1,568	1,833	1,023	5,402
12/11/2013	829	1,422	2,460	949	5,660
12/12/2013	883	1,265	2,602	908	5,658
12/13/2013	894	1,301	2,707	841	5,743
12/14/2013	1,206	1,291	2,084	821	5,402
12/15/2013	1,040	1,262	2,364	1,168	5,834
12/16/2013	1,474	1,227	1,888	916	5,505
12/17/2013	1,126	1,174	2,427	868	5,595
12/18/2013	994	1,703	2,099	1,099	5,895
12/19/2013	1,727	1,938	852	977	5,494
12/20/2013	1,880	1,560	2,522	988	6,950
12/21/2013	1,968	1,088	2,541	1,061	6,658
12/22/2013	1,610	1,298	2,420	960	6,288
12/23/2013	1,116	1,662	2,553	871	6,202
12/24/2013	1,721	1,932	2,153	808	6,614
12/25/2013	1,063	1,604	1,725	808	5,200
12/26/2013	2,025	1,691	1,453	835	6,004
12/27/2013	1,228	1,261	2,149	851	5,489
12/28/2013	2,029	1,362	2,203	968	6,562
12/29/2013	1,755	1,425	2,302	919	6,401
12/30/2013	2,025	1,350	2,350	950	6,675
12/31/2013	2,100	1,300	2,156	932	6,488

Daily Flare Monitoring Data - Bridgeton Landfill
10/1/2013 - 3/31/2014

Date	Device Flow (scfm)				Total Flow (scfm)
	Candlestick Flare (FL-100)	Candlestick Flare (FL-140)	Candlestick Flare (FL-120)	E. Aux. Candlestick Flare	
1/1/2014	1,850	2,467	1,270	890	6,477
1/2/2014	1,800	2,100	1,200	950	6,050
1/3/2014	2,640	1,930	1,450	1,025	7,045
1/4/2014	1,836	2,635	1,356	965	6,792
1/5/2014	1,257	2,500	1,895	863	6,515
1/6/2014	1,877	1,950	1,456	892	6,175
1/7/2014	1,789	2,426	1,852	964	7,031
1/8/2014	1,877	2,855	0	974	5,706
1/9/2014	1,654	2,756	0	964	5,374
1/10/2014	1,422	2,315	1,687	1,204	6,628
1/11/2014	1,654	2,146	1,789	1,178	6,767
1/12/2014	1,623	2,635	1,664	1,065	6,987
1/13/2014	1,110	3,300	2,040	972	7,422
1/14/2014	2,650	791	2,360	975	6,776
1/15/2014	1,600	2,808	1,750	1,035	7,193
1/16/2014	1,906	2,795	1,743	1,022	7,466
1/17/2014	1,216	2,893	1,900	945	6,954
1/18/2014	2,500	2,945	1,408	895	7,748
1/19/2014	2,203	2,756	1,623	833	7,415
1/20/2014	1,824	3,331	2,201	1,075	8,431
1/21/2014	1,914	2,620	1,375	1,437	7,346
1/22/2014	2,098	2,070	1,313	866	6,347
1/23/2014	1,907	2,690	1,120	1,003	6,720
1/24/2014	2,009	2,240	1,034	1,092	6,375
1/25/2014	1,489	2,436	1,624	950	6,499
1/26/2014	1,326	2,136	1,956	933	6,351
1/27/2014	1,851	2,364	1,514	963	6,692
1/28/2014	1,542	2,580	1,083	975	6,180
1/29/2014	1,332	2,413	1,415	906	6,066
1/30/2014	1,343	2,250	1,429	830	5,852
1/31/2014	1,425	2,154	1,587	1,142	6,308

Daily Flare Monitoring Data - Bridgeton Landfill
10/1/2013 - 3/31/2014

Date	Device Flow (scfm)				Total Flow (scfm)
	Candlestick Flare (FL-100)	Candlestick Flare (FL-140)	Candlestick Flare (FL-120)	E. Aux. Candlestick Flare	
2/1/2014	1,489	2,408	1,968	1,191	7,055
2/2/2014	1,562	2,548	1,874	1,062	7,047
2/3/2014	1,572	2,365	1,953	1,069	6,958
2/4/2014	1,469	2,312	1,914	1,084	6,778
2/5/2014	1,445	2,455	1,788	1,085	6,773
2/6/2014	1,421	2,199	1,545	1,067	6,232
2/7/2014	1,284	2,037	1,709	1,090	6,121
2/8/2014	1,378	2,459	1,832	964	6,632
2/9/2014	1,474	2,589	1,916	1,017	6,995
2/10/2014	1,294	2,611	1,779	973	6,658
2/11/2014	1,260	2,367	1,725	983	6,334
2/12/2014	1,315	2,422	1,821	955	6,512
2/13/2014	1,405	2,480	1,894	882	6,662
2/14/2014	1,294	2,412	1,770	900	6,377
2/15/2014	1,362	2,468	1,793	845	6,469
2/16/2014	1,309	2,432	1,703	943	6,387
2/17/2014	1,393	2,443	1,765	832	6,433
2/18/2014	1,430	2,460	1,954	869	6,714
2/19/2014	1,468	2,395	2,004	725	6,592
2/20/2014	1,345	2,423	1,878	890	6,536
2/21/2014	1,435	2,498	2,008	528	6,469
2/22/2014	1,430	2,532	2,077	432	6,471
2/23/2014	1,272	2,599	2,018	406	6,295
2/24/2014	1,450	2,424	1,973	346	6,193
2/25/2014	1,465	2,495	1,925	594	6,479
2/26/2014	1,460	2,481	1,876	798	6,615
2/27/2014	1,448	2,437	1,918	811	6,615
2/28/2014	1,525	2,192	2,006	687	6,410

Daily Flare Monitoring Data - Bridgeton Landfill
10/1/2013 - 3/31/2014

Date	Device Flow (scfm)				Total Flow (scfm)
	Candlestick Flare (FL-100)	Candlestick Flare (FL-140)	Candlestick Flare (FL-120)	E. Aux. Candlestick Flare	
3/1/2014	1,446	1,994	2,191	705	6,335
3/2/2014	1,486	1,892	2,257	792	6,427
3/3/2014	1,378	1,776	2,182	906	6,243
3/4/2014	1,488	2,000	2,168	770	6,426
3/5/2014	1,501	2,023	2,116	730	6,370
3/6/2014	1,344	2,006	2,100	650	6,100
3/7/2014	1,402	1,993	2,123	775	6,293
3/8/2014	1,391	1,912	2,100	1,131	6,535
3/9/2014	1,399	1,953	2,089	1,065	6,506
3/10/2014	1,428	2,067	2,145	951	6,592
3/11/2014	1,066	2,152	2,348	912	6,478
3/12/2014	1,586	1,486	2,289	831	6,192
3/13/2014	1,853	2,040	1,426	875	6,194
3/14/2014	1,555	1,767	2,308	830	6,460
3/15/2014	975	1,917	2,555	814	6,260
3/16/2014	1,125	2,089	2,016	788	6,018
3/17/2014	834	2,336	2,247	837	6,254
3/18/2014	1,189	2,317	2,641	808	6,955
3/19/2014	1,171	2,817	2,564	826	7,377
3/20/2014	1,632	2,586	2,452	765	7,435
3/21/2014	1,693	2,748	2,378	763	7,581
3/22/2014	1,422	2,771	2,212	775	7,180
3/23/2014	1,400	2,543	2,362	803	7,107
3/24/2014	1,573	2,375	2,390	816	7,155
3/25/2014	1,717	2,567	2,037	845	7,167
3/26/2014	1,624	2,500	2,114	814	7,051
3/27/2014	1,468	2,577	2,047	541	6,633
3/28/2014	1,328	2,400	2,298	571	6,597
3/29/2014	1,315	2,519	1,869	753	6,457
3/30/2014	1,451	2,955	1,752	858	7,016
3/31/2014	1,226	2,643	2,354	1,027	7,250

Inlet Gas and Temperature*

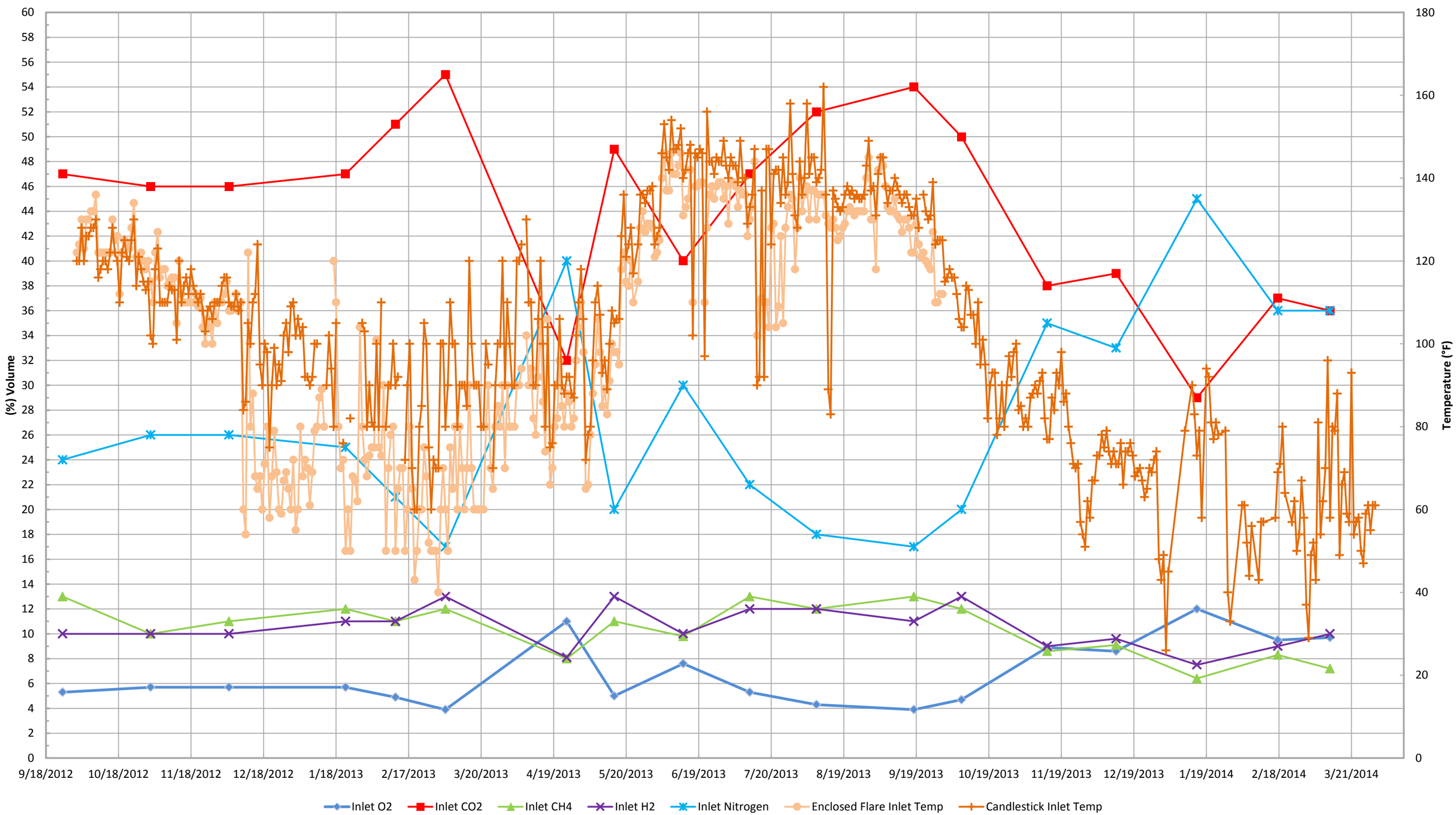

*Gas data collected from Laboratory Reports. Temperature data collected from GEM 2000 field readings.

SCS ENGINEERS

Inlet Carbon Monoxide*

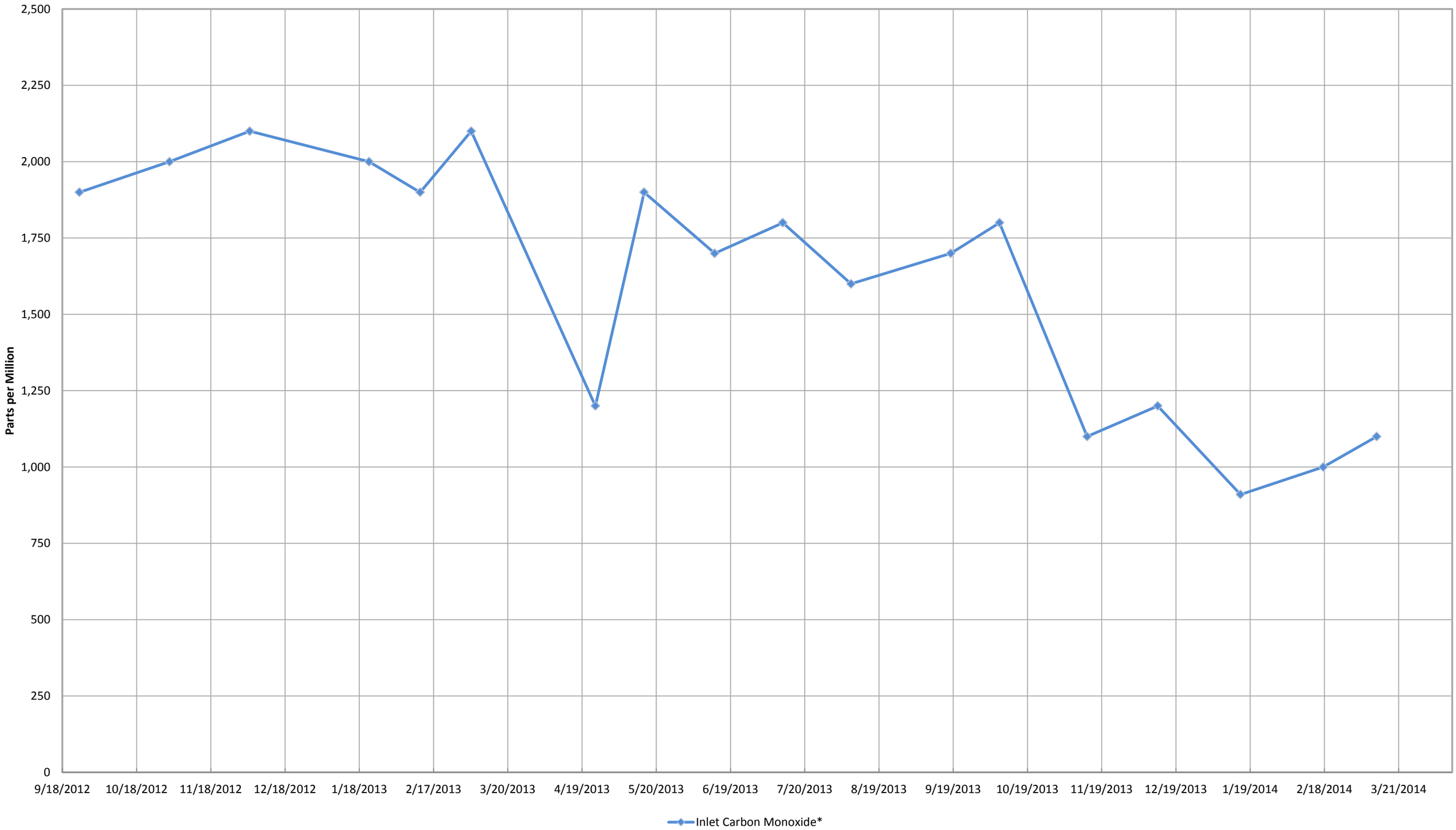

*Data collected from Laboratory Reports.

SCS ENGINEERS

Total Combined Flow (scfm)*

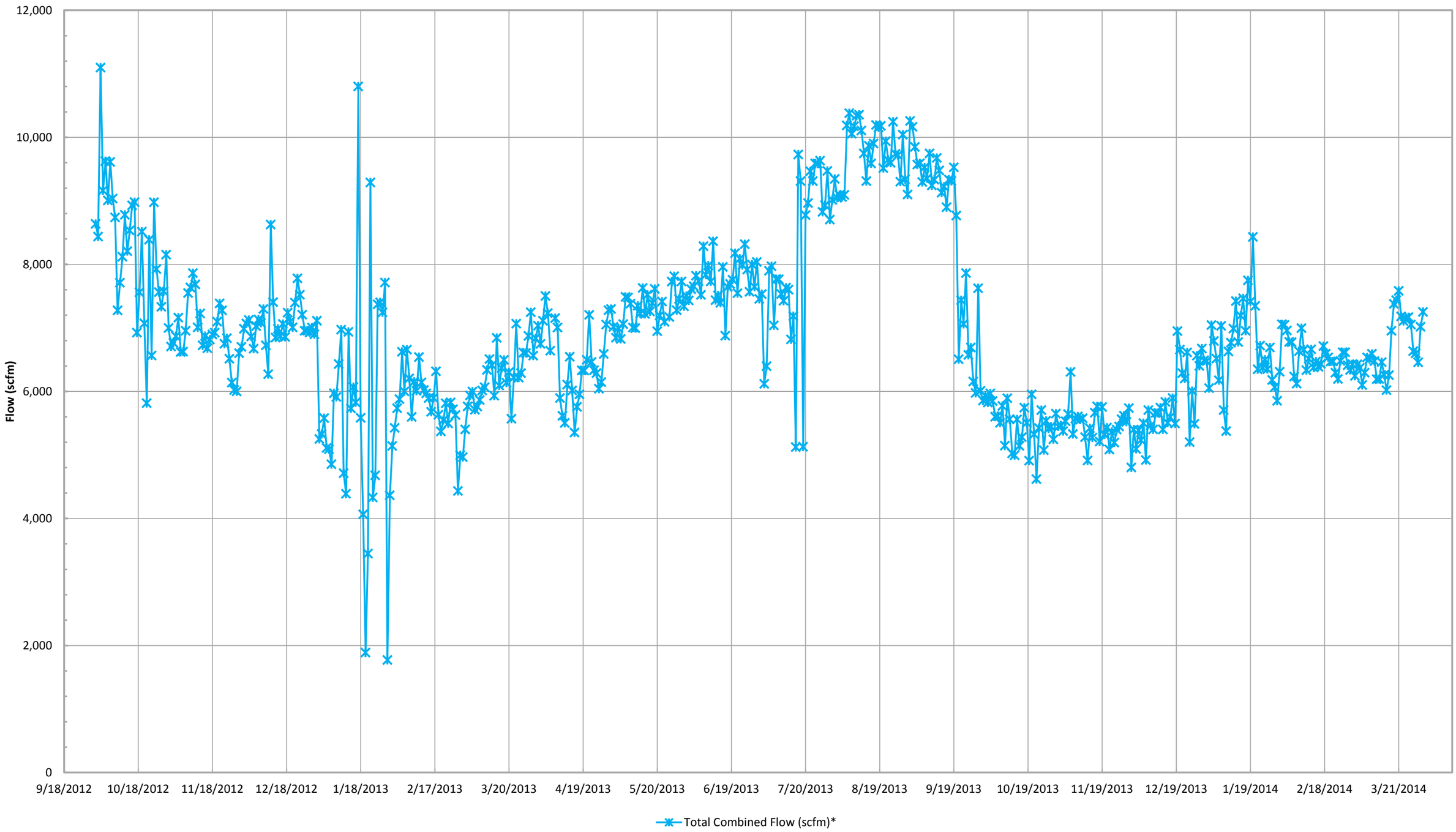

*Combined flow is based on tabulated flow data collected daily from each device.

SCS ENGINEERS

Candlestick Flare (FL-100) Flow (scfm)*

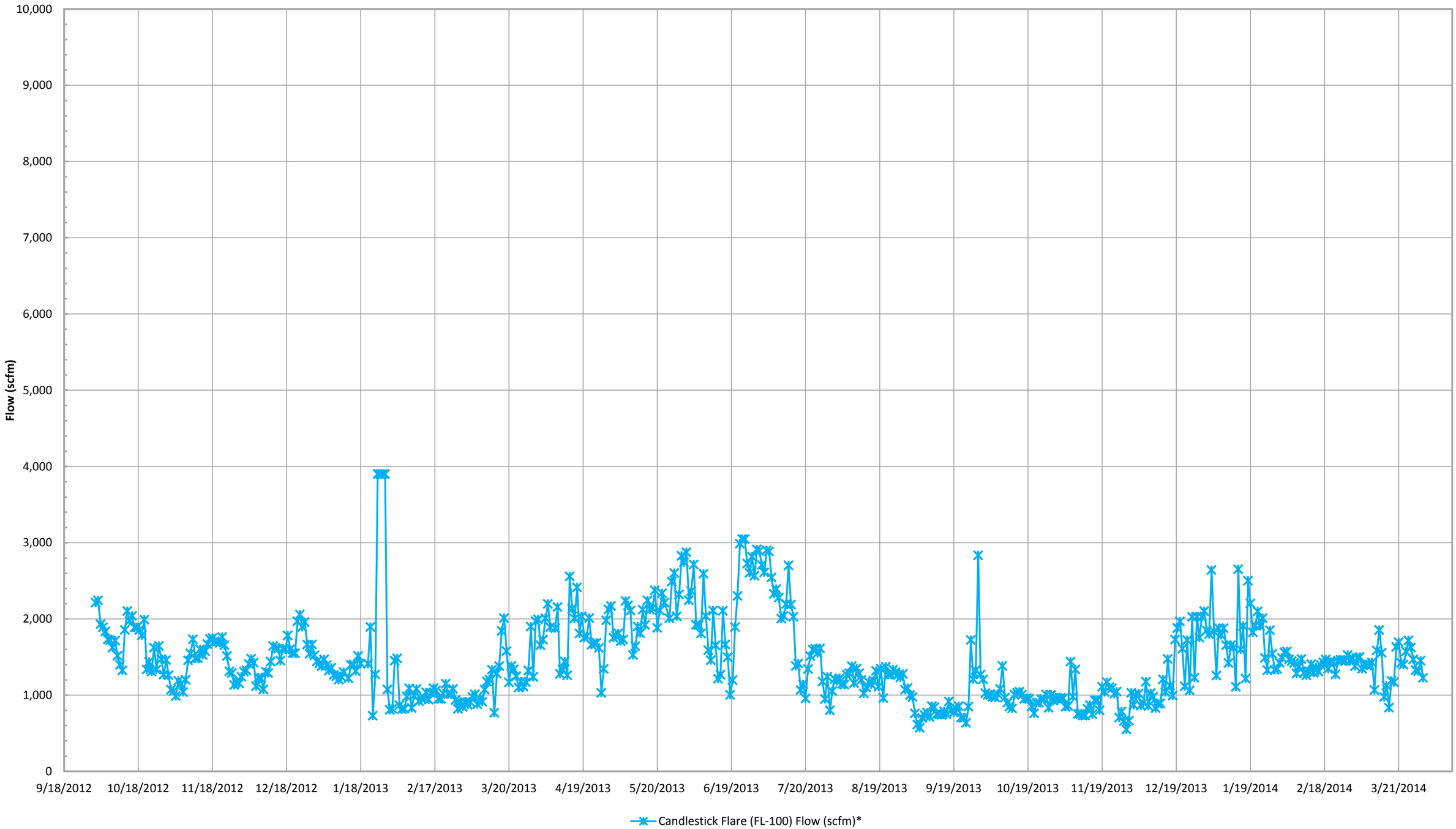

*Flow is based on tabulated flow data collected daily.

SCS ENGINEERS

Candlestick Flare (FL-120) Flow (scfm)*

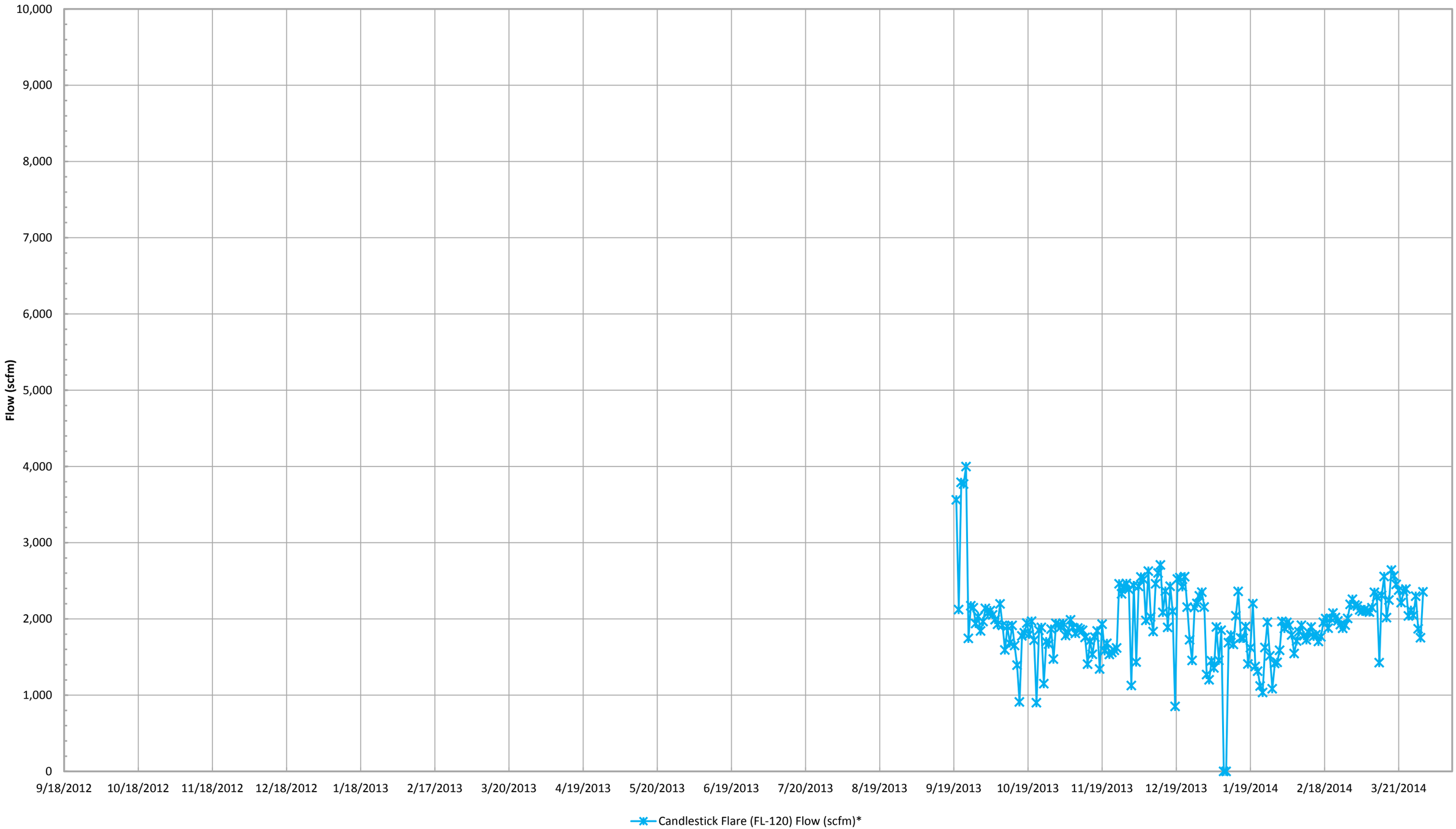

*Flow is based on tabulated flow data collected daily.

SCS ENGINEERS

Candlestick Flare (FL-140) Flow (scfm)*

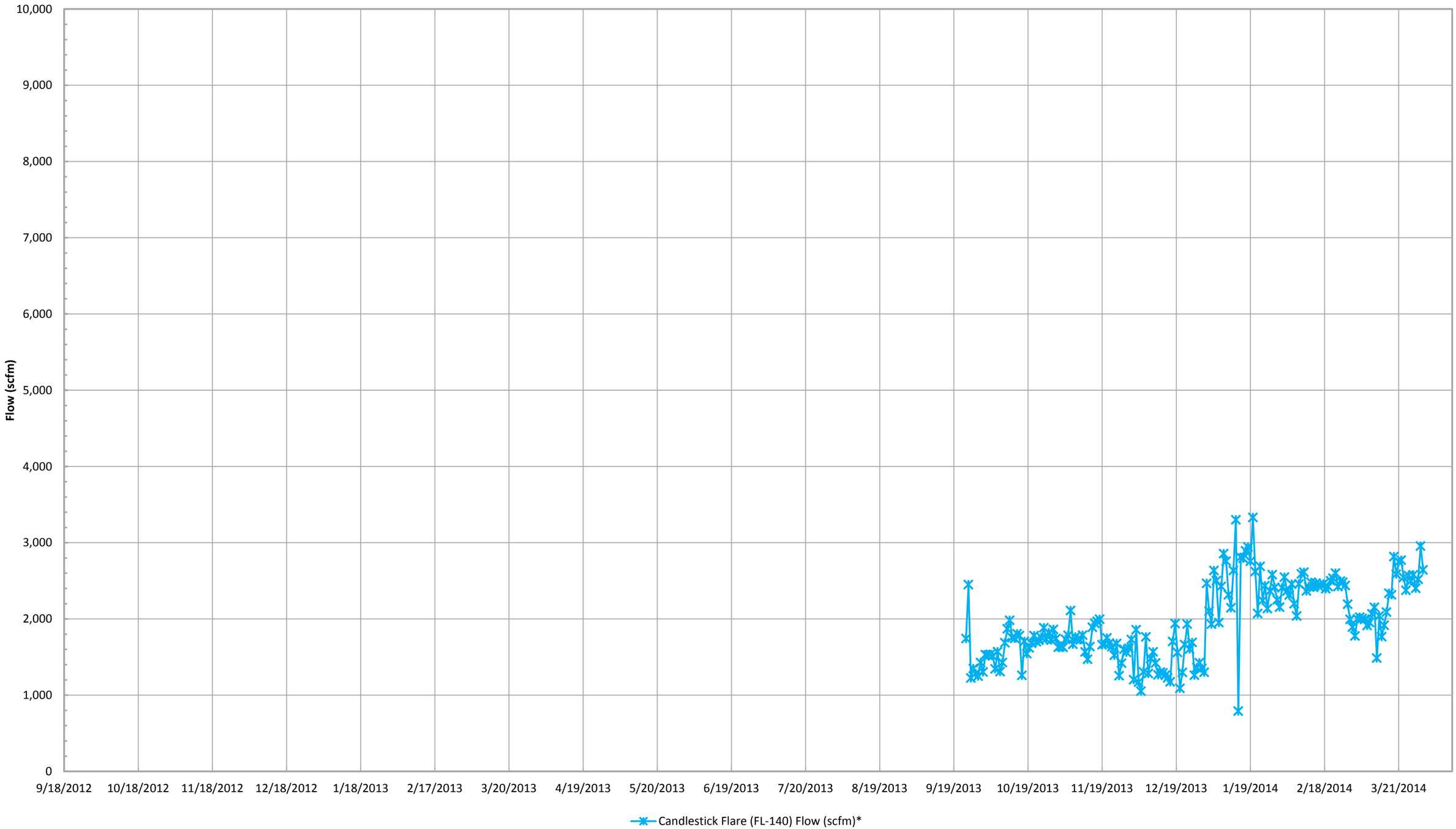

*Flow is based on tabulated flow data collected daily.

SCS ENGINEERS

East Auxillary Candlestick Flare Flow (scfm)*

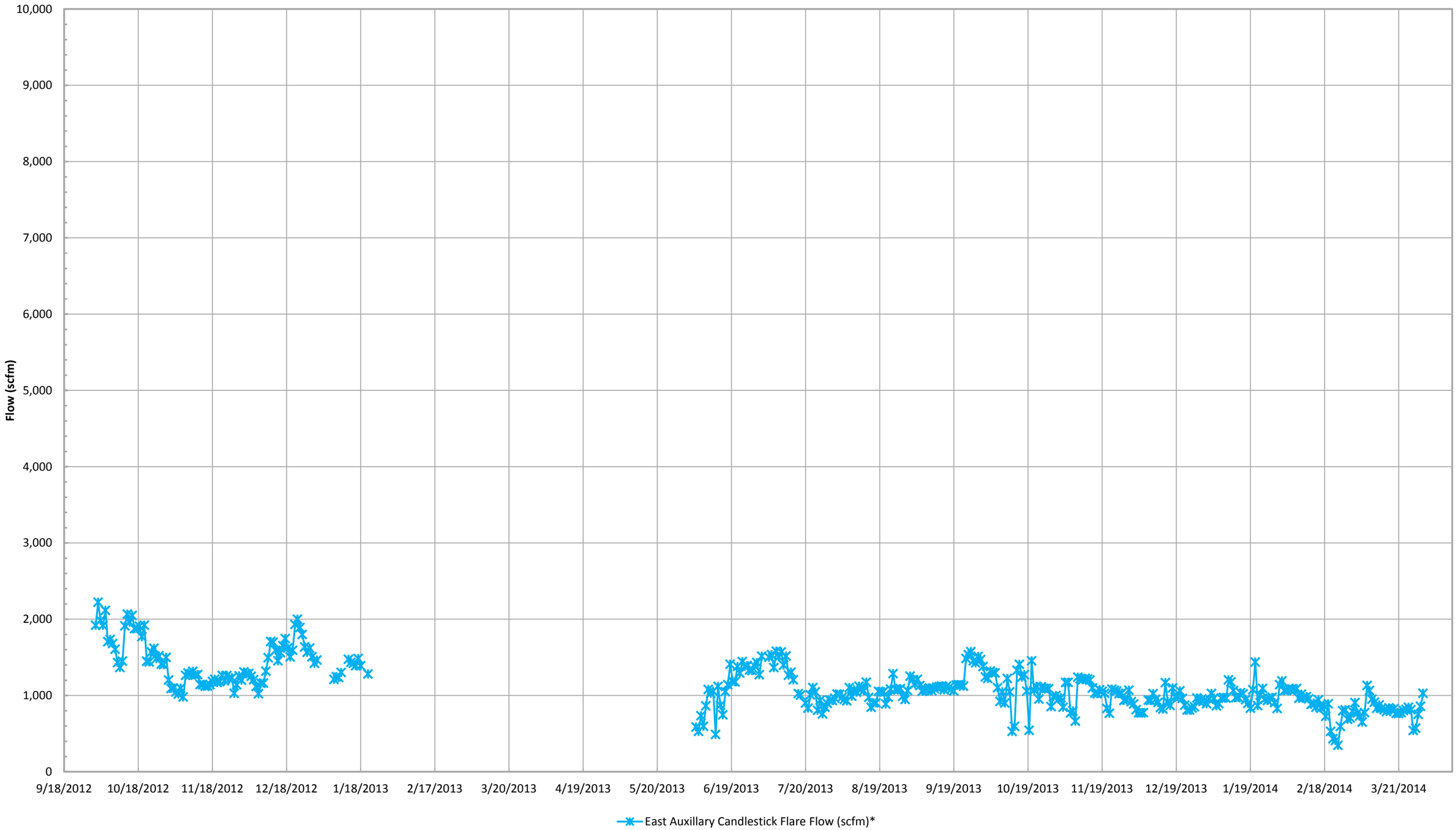

*Flow is based on tabulated flow data collected daily.

SCS ENGINEERS

Combined Inlet Methane (GEM 2000)*

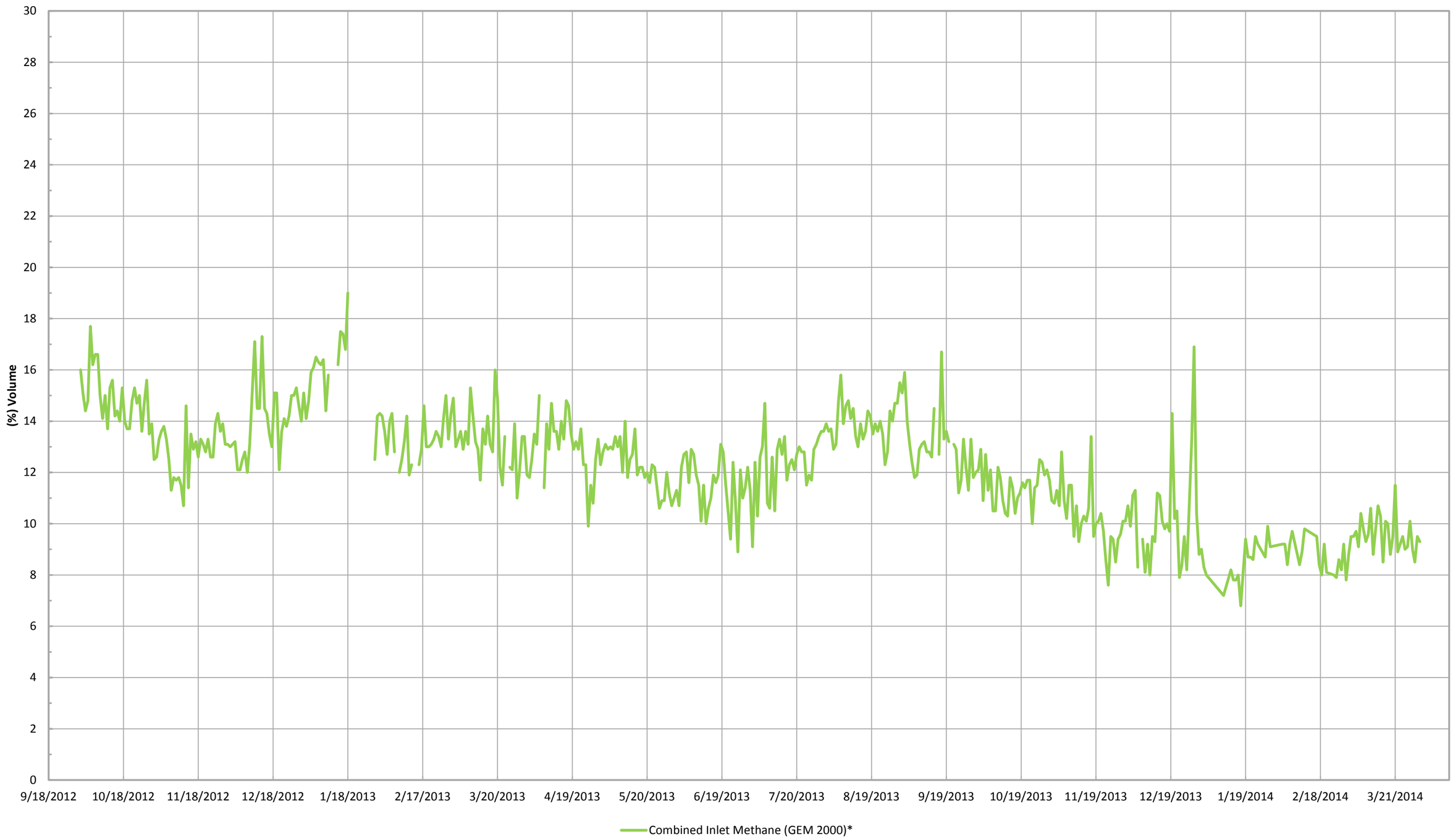

*Gas data collected from GEM 2000 field monitoring instrument.

SCS ENGINEERS

Combined Inlet Oxygen (GEM 2000)*

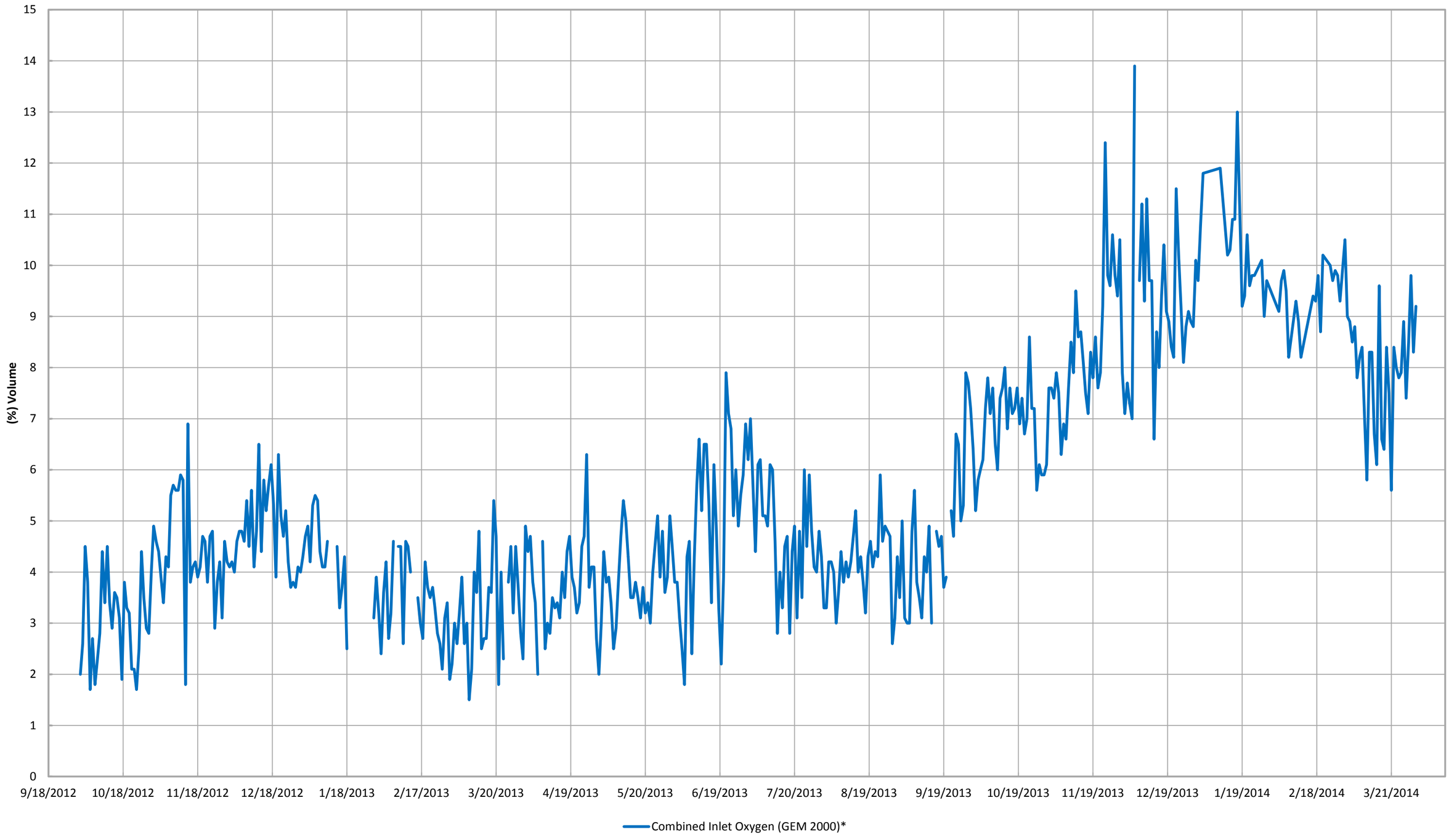

*Gas data collected from GEM 2000 field monitoring instrument.

SCS ENGINEERS