

Daily Flare Monitoring Data - Bridgeton Landfill  
January 2016

Date	Average Device Flow* (scfm)				Total Avg. Flow** (scfm)
	Utility Flare (FL-100)	Utility Flare (FL-120)	Utility Flare (FL-140)	Aux. Utility Flare	
1/1/2015	0	0	3,193		3,193
1/2/2015	0	0	3,197		3,197
1/3/2015	0	0	3,116		3,116
1/4/2015	0	0	3,043		3,043
1/5/2015	0	0	2,957	23	2,980
1/6/2015	0	0	2,687	427	3,115
1/7/2015	0	0	2,929	242	3,170
1/8/2015	0	0	3,098		3,098
1/9/2015	0	0	3,040		3,040
1/10/2015	0	0	2,945		2,945
1/11/2015	0	0	2,983		2,983
1/12/2015	0	0	2,957		2,957
1/13/2015	0	0	2,968		2,968
1/14/2015	0	0	2,981		2,981
1/15/2015	0	0	2,973		2,973
1/16/2015	0	0	2,985		2,985
1/17/2015	0	0	3,006		3,006
1/18/2015	0	0	2,970		2,970
1/19/2015	0	0	2,930	28	2,958
1/20/2015	0	0	2,986		2,986
1/21/2015	0	0	2,977		2,977
1/22/2015	0	0	3,029		3,029
1/23/2015	0	0	3,065		3,065
1/24/2015	0	0	3,070		3,070
1/25/2015	0	0	2,952		2,952
1/26/2015	0	0	2,909		2,909
1/27/2015	0	0	2,934		2,934
1/28/2015	0	0	2,848		2,848
1/29/2015	0	0	2,836		2,836
1/30/2015	0	0	2,830		2,830
1/31/2015	0	0	2,805		2,805
				<b>Average</b>	<b>2,997</b>

\* Flows normalized to \*\*Blower Outlet Flowmeter - EPA Method 2 measurement verified

**Flare Station Lab Data**

<b>Date</b>	<b>CH4</b>	<b>CO2</b>	<b>O2</b>	<b>N2</b>	<b>H2</b>	<b>CO (ppm)</b>	<b>Comments:</b>
1/21/2015	8.3	33.0	9.8	38.0	11.0	1200	Last Blower Inlet Data
2/10/2015	8.2	36.0	9.3	36.0	9.5	1100	Flare Inlet Data
3/12/2015	8.2	33.0	9.7	37.0	11.0	1100	Begin Blower Outlet Data
4/8/2015	7.9	32.0	10.0	39.0	11.0	920	
5/5/2015	8.1	33.0	9.5	39.0	11.0	1300	
6/2/2015	8.5	33.0	9.3	38.0	11.0	1200	
7/1/2015	8.1	31.0	10.0	40.0	10.0	1400	
8/4/2015	9.4	36.0	8.6	35.0	11.0	1100	Gas concentrations based on average of FL-100, FL-120, and FL-140
9/1/2015	7.9	29.7	10.3	41.7	9.2	870	Gas concentrations based on average of FL-100, FL-120, and FL-140
10/6/2015	9.4	33.3	9.0	37.0	9.9	933	Gas concentrations based on average of FL-100, FL-120, and FL-140
11/3/2015	10.7	37.3	7.6	32.3	10.7	1100	Gas concentrations based on average of FL-100, FL-120, and FL-140
12/1/2015	10.6	36.2	8.1	33.6	10.5	1000	Gas concentrations based on average of Blower Outlet 1 and Blower Outlet 2
1/5/2016	11.2	37.6	7.7	32.1	10.7	1000	Gas concentrations based on average of Blower Outlet 1 and Blower Outlet 2
2/2/2016	11.8	37.7	7.8	31.0	10.9	1050	Gas concentrations based on average of Blower Outlet 1 and Blower Outlet 2

Date							Flare Sta #2 FL-100	Flare Sta #3 FL-120	Flare Sta #1 FL-140	Main Flare Station Total Utility Flare Flow	Aux. Utility Flare Flow (scfm)	Total Flow
	CH4	CO2	O2	Bal.	Press./Vac.	Gas Inlet Temp (°F)	Flow (scfm)	Flow (scfm)	Flow (scfm)	Flow (scfm)	Flow (scfm)	scfm
1/1/2015							2181	2844	2607	7,631		7631
1/2/2015							2120	2678	2441	7,239	8	7247
1/3/2015							2127	2859	2511	7,498		7498
1/4/2015							1946	2718	2523	7,188		7188
1/5/2015							1729	2336	2421	6,486		6486
1/6/2015							1428	1893	1585	4,907	149	5055
1/7/2015							1548	2527	2752	6,827		6827
1/8/2015							1719	2894	2904	7,517		7517
1/9/2015							1429	2505	2810	6,744		6744
1/10/2015							1695	2837	2766	7,298		7298
1/11/2015							1787	2896	3083	7,766		7766
1/12/2015	10.2	32.4	11.4	46	23.05	70	1790	2987	2869	7,647		7647
1/13/2015	9.3	33	12.1	45.6	23.41	60	1832	3031	2662	7,525		7525
1/14/2015							1702	2962	1559	6,223	413	6636
1/15/2015							1634	2578	2601	6,813	48	6861
1/16/2015							1723	2288	2880	6,890		6890
1/17/2015							2130	2085	3170	7,385		7385
1/18/2015							2025	1999	3198	7,223		7223
1/19/2015	9.9	42.9	7.8	39.4	-44.39	83.2	2069	1824	3246	7,139		7139
1/20/2015	9.1	35.9	11.4	43.6	-44.02	68.8	2032	1771	3173	6,977		6977
1/21/2015	10.3	37.3	8.6	43.8	-44.27	67.4	1815	1876	3121	6,812		6812
1/22/2015	8.4	31.6	10.8	49.2	-44.14	54	1616	2052	3129	6,796		6796
1/23/2015	10.8	33.8	8.7	46.7	-44.93	66.3	1790	1877	3123	6,790		6790
1/24/2015							1949	1661	3118	6,728	68	6797
1/25/2015							1728	1409	2868	6,005	220	6226
1/26/2015	9.2	27.7	11.7	51.4	-45.24	48.6	1472	1828	2924	6,224	399	6623
1/27/2015	10.7	36.2	9.3	43.8	-44.27	67.2	1775	2035	3004	6,813		6813
1/28/2015	9.6	35.9	8.5	46	-44.44	72	1779	2125	3054	6,958		6958
1/29/2015	8.1	30.6	11.9	49.4	-43.72	59.1	1787	2073	3059	6,918	403	7321
1/30/2015	10	36.3	9	44.7	-44.44	64.1	1594	1741	3167	6,502	130	6632
1/31/2015	10.6	36.7	8.4	44.3	-43.41	55.2	1460	1321	3033	5,814		5814
2/1/2015							1557	1398	3203	6,158	14	6172
2/2/2015	9.5	28.9	11.8	49.8	-43.6	48.5	1269	1660	3257	6,186	251	6438
2/3/2015	8.7	28	13.1	50.2	-44.45	44.1	1791	1432	2997	6,220	452	6672
2/4/2015	9.6	27.1	12.1	51.2	-44.88	54.4	1578	1665	2569	5,812	502	6314
2/5/2015	9.9	32.3	10.6	47.2	-43.72	57.8	2139	2070	2120	6,330	113	6443
2/6/2015	10.1	36.2	10.9	42.8	-44.27	46	1974	2126	2609	6,709	56	6765
2/7/2015							2174	2153	2734	7,061		7061
2/8/2015	9.4	37.2	10	43.4	-43.84	87.4	2317	2552	2786	7,655		7655
2/9/2015	7.1	28.1	13.2	51.6	-44.39	49.9	1904	2826	2717	7,447		7447
2/10/2015	8.3	28.4	11.9	51.4	-44.7	51.4	2356	2568	2466	7,390	6	7395
2/11/2015	9.3	30.3	11.5	48.9	-43.66	63.7	2544	2569	2363	7,476		7476
2/12/2015	8.1	25.7	12.7	53.5	-44.76	31.4	2245	2452	2181	6,877	165	7042

Date							Flare Sta #2 FL-100	Flare Sta #3 FL-120	Flare Sta #1 FL-140	Main Flare Station Total Utility Flare Flow	Aux. Utility Flare Flow (scfm)	Total Flow
	CH4	CO2	O2	Bal.	Press./Vac.	Gas Inlet Temp (°F)	Flow (scfm)	Flow (scfm)	Flow (scfm)	Flow (scfm)	Flow (scfm)	scfm
2/13/2015	7	23.4	11.7	57.9	-44.93	41.4	1771	1775	2517	6,064	363	6426
2/14/2015							1657	1955	2729	6,341	365	6706
2/15/2015							1500	2018	2613	6,131	374	6505
2/16/2015							2368	1261	3104	6,733	368	7101
2/17/2015							2158	2008	2624	6,790	457	7247
2/18/2015							2222	1924	2506	6,652	736	7387
2/19/2015							1301	2411	2304	6,016	799	6815
2/20/2015	7.8	24.1	12.2	55.9	-43.78	35.8	1597	2418	2653	6,669	787	7456
2/21/2015							1921	2162	2570	6,653	756	7409
2/22/2015							2021	2241	2523	6,784	744	7528
2/23/2015	7.2	24.3	11.7	56.8	-43.6	25.9	2066	2228	2418	6,712	772	7485
2/24/2015	8	26.6	12.4	53	-45.3	64.9	2067	1872	2714	6,653	807	7461
2/25/2015	6.8	25.7	12.3	55.2	-44.87	52.5	1649	2558	2221	6,428	741	7169
2/26/2015	7.5	21.4	12.4	58.7	-44.33	34.5	1773	2772	2274	6,819	684	7503
2/27/2015	7.4	24.9	12.7	55	-45.18	25	1788	2742	2190	6,721	733	7454
2/28/2015							1713	2662	2168	6,543	815	7358
3/1/2015							1622	2580	2171	6,373	826	7199
3/2/2015	8.4	26.3	12.2	53.1	-44.27	54.3	1706	2729	2343	6,778	616	7394
3/3/2015	9.5	22.7	10.9	56.9	-43.96	52.4	1585	2569	2227	6,382	783	7165
3/4/2015	8.1	27.3	11.7	52.9	-43.89	38.9	1764	2797	2301	6,861	321	7182
3/5/2015	7.5	30.1	11.7	50.7	-34.62	51.6	1819	2833	2310	6,963		6963
3/6/2015	8.3	36.2	10.4	45.1	-34.62	72.4	1721	2760	2295	6,776		6776
3/7/2015							1732	2783	2480	6,995		6995
3/8/2015							1731	2777	2504	7,012		7012
3/9/2015	7.9	36.2	9.9	46	-33.7	62.2	1736	2670	2624	7,031		7031
3/10/2015	10	36.8	9.3	43.9	-34.21	81.4	1445	2561	2771	6,777		6777
3/11/2015	10.4	35.2	9.2	45.2	-33.66	99.7	1957	2222	2983	7,163	108	7271
3/12/2015	9.1	33.9	10.1	46.9	-35.9	74.8	1459	2627	3126	7,212	18	7230
3/13/2015	9.3	33.8	9.2	47.7	-33.66	64.9	1652	1943	3031	6,627		6627
3/14/2015							1882	1687	2843	6,413	376	6788
3/15/2015							1874	1322	2952	6,148	810	6958
3/16/2015	10.5	34	9.2	46.3	-34.19	101.1	1730	1649	3141	6,520	830	7350
3/17/2015	8.6	32.5	9.8	49.1	-34.55	78.2	1989	1687	3319	6,995	299	7294
3/18/2015	8.7	37.1	8.9	45.3	-34.13	67.2	1899	1625	3268	6,792	236	7028
3/19/2015	8.3	31.4	10.5	49.8	-39.8	74	2065	1651	3341	7,056	276	7332
3/20/2015	8.7	32.7	10.4	48.2	-39.99	82.9	2305	1753	3547	7,606		7606
3/21/2015							2472	1959	3426	7,856		7856
3/22/2015							2305	2218	3393	7,916		7916
3/23/2015	9	34.5	10.2	46.3	-39.19	82.7	1998	2095	2795	6,888		6888
3/24/2015	7.7	27.7	11.8	52.8	-39.62	49.6	1616	2171	2496	6,284		6284
3/25/2015	7.6	29.4	11.7	51.3	-39.56	68	1937	2259	2545	6,741		6741
3/26/2015	8.4	32.5	10.2	48.9	-40.48	75.8	1878	1921	2440	6,239		6239
3/27/2015	7.8	35.1	10.1	47	-40.54	67.5	1777	1836	2589	6,202		6202

Date							Flare Sta #2 FL-100	Flare Sta #3 FL-120	Flare Sta #1 FL-140	Main Flare Station Total Utility Flare Flow	Aux. Utility Flare Flow (scfm)	Total Flow
	CH4	CO2	O2	Bal.	Press./Vac.	Gas Inlet Temp (°F)	Flow (scfm)	Flow (scfm)	Flow (scfm)	Flow (scfm)	Flow (scfm)	scfm
3/28/2015							1811	1708	2644	6,163		6163
3/29/2015							1822	1586	2198	5,606		5606
3/30/2015	8	29.6	11.4	51	-40.48	88.9	2209	1458	2371	6,038	513	6551
3/31/2015	8.3	32.6	10	49.1	-39.68	100.7	2246	1531	2257	6,034	554	6588
4/1/2015	8.5	29.7	10.9	50.9	-39.8	79.9	2018	2496	2345	6,859	18	6877
4/2/2015	10.4	35	9.4	45.2	-40.48	96	2080	2422	2384	6,886		6886
4/3/2015	9.4	28.7	10.8	51.1	-39.88	76	1844	2356	2228	6,429		6429
4/4/2015							1785	2392	2226	6,403		6403
4/5/2015							1626	2049	2151	5,826	440	6266
4/6/2015	9.6	30.4	10.5	49.5	-39.74	81.7	1632	1651	2076	5,358	587	5945
4/7/2015	9.4	32.9	9.5	48.2	-39.32	79.1	1946	1787	2341	6,075	164	6238
4/8/2015	8.6	34.1	10	47.3	-39.5	93.9	1989	2322	2419	6,730		6730
4/9/2015	9.9	32.5	9.1	48.5	-39.57	100.6	1849	2380	2351	6,580		6580
4/10/2015	10.7	34.6	8.9	45.8	-39.99	87.4	1573	1700	2033	5,305	98	5403
4/11/2015							1712	2025	2189	5,926		5926
4/12/2015							1707	2227	2262	6,197		6197
4/13/2015	8.1	31.9	10.4	49.6	-40.05	82.4	1742	1948	2263	5,952	60	6012
4/14/2015	9.3	34.8	9	46.9	-40.05	85.3	1720	1989	2266	5,975	42	6017
4/15/2015	8.6	34.1	9.7	47.6	-40.54	91	1751	2232	2153	6,136		6136
4/16/2015	9.6	33.7	9.5	47.2	-39.94	102.5	1932	2305	2329	6,565		6565
4/17/2015	10.7	33.8	9.2	46.3	-39.5	110.2	1977	2329	2454	6,761		6761
4/18/2015							1934	2355	2412	6,700		6700
4/19/2015							1841	2249	2237	6,327		6327
4/20/2015	8.5	32.5	10	49	-39.56	83.6	1702	2208	2040	5,950		5950
4/21/2015	9.4	33.9	10	46.7	-39.88	93.4	1750	2258	2088	6,096		6096
4/22/2015	9	32.3	9.5	49.2	-39.82	88	1736	2222	2034	5,992		5992
4/23/2015	9.4	33.8	10.2	46.6	-40.24	100.8	1781	2268	2155	6,204		6204
4/24/2015	9.5	33.9	10.3	46.3	-39.27	91.8	1766	2214	2041	6,021		6021
4/25/2015							1887	2159	1707	5,753		5753
4/26/2015							1737	2290	2041	6,068		6068
4/27/2015	9	32.9	10.2	47.9	-40.12	98	1766	2298	2119	6,183		6183
4/28/2015	9	34.2	9	47.8	-40.42	98.1	1798	2284	2007	6,089		6089
4/29/2015	16.1	32.7	9.6	41.6	-39.45	92.9	1774	2142	2269	6,185	180	6365
4/30/2015	9.9	34	10.2	45.9	-39.15	95.8	1690	2091	2408	6,189	264	6453
5/1/2015	9.1	34.3	8.8	47.8	-39.62	107.6	1362	1604	1653	4,619	392	5011
5/2/2015							1377	1585	1638	4,600	340	4939
5/3/2015							1360	1573	1648	4,581	307	4888
5/4/2015	9.1	31.7	9.7	49.5	-40	111.8	1267	1267	1522	4,055	328	4383
5/5/2015	11.1	34.6	8.7	45.6	-40.06	111.1	1233	1427	1488	4,149	288	4437
5/6/2015	9.6	33.6	8.7	48.1	-39.63	111.8	1216	1472	1566	4,255		4255
5/7/2015	9.4	35.5	8.6	46.5	-39.88	111.9	1137	1596	1740	4,473		4473
5/8/2015	9.1	32.2	9.9	48.8	-39.51	99.5	1231	1557	1815	4,603		4603
5/9/2015							1474	1522	1336	4,331		4331

Date							Flare Sta #2 FL-100	Flare Sta #3 FL-120	Flare Sta #1 FL-140	Main Flare Station Total Utility Flare Flow	Aux. Utility Flare Flow (scfm)	Total Flow
	CH4	CO2	O2	Bal.	Press./Vac.	Gas Inlet Temp (°F)	Flow (scfm)	Flow (scfm)	Flow (scfm)	Flow (scfm)	Flow (scfm)	scfm
5/10/2015							1296	1268	1630	4,194		4194
5/11/2015							1036	1758	1710	4,504		4504
5/12/2015	8.8	34.8	8.9	47.5	-39.8	102	1043	1708	1767	4,517		4517
5/13/2015	11.5	35.1	8.9	44.5	-39.13	105.5	1086	1703	1706	4,495		4495
5/14/2015	12	34.9	9.7	43.4	-38.9	102.4	1266	1424	1908	4,598		4598
5/15/2015	9.3	38.6	8.2	43.9	-39.5	114	1093	1821	1851	4,765		4765
5/16/2015							1050	1848	1915	4,813		4813
5/17/2015							1085	1701	1954	4,739		4739
5/18/2015	8.7	37.3	8.6	45.4	-39.26	109.7	1125	1651	1976	4,752		4752
5/19/2015	10.5	33.5	9	47	-40.42	102	1262	1264	2142	4,669	163	4832
5/20/2015	8.9	33.1	9.7	48.3	-39.5	82	959	1745	2012	4,716		4716
5/21/2015	8.7	38.6	8.9	43.8	-40.23	98.4	1087	1637	2031	4,755		4755
5/22/2015	7.4	29.8	11.3	51.5	-39.99	82.8	1168	1606	2042	4,815		4815
5/23/2015							1152	1572	2078	4,802		4802
5/24/2015							1250	1529	2034	4,813		4813
5/25/2015							1316	1509	1998	4,823		4823
5/26/2015	9.5	36.2	9	45.3	-39.88	111.2	1270	1522	2003	4,795		4795
5/27/2015	9.3	32.6	10	48.1	-39.39	91.9	1150	1497	1964	4,610		4610
5/28/2015	9.8	34.4	8.9	46.9	-39.15	107	1278	1468	1986	4,733		4733
5/29/2015	9.6	33.2	9.8	47.4	-40.37	104.2	1302	1459	1928	4,689		4689
5/30/2015							1293	1380	1945	4,619		4619
5/31/2015							1196	1466	1945	4,607		4607
6/1/2015	8.8	33.7	10.8	46.7	20.49	115	1197	1477	1925	4,599		4599
6/2/2015	9.6	35.4	10.2	44.8	20.3	120	1208	1425	1933	4,566	295	4861
6/3/2015	9	33.8	10.1	47.1	21.04	122	1253	1423	1909	4,584	548	5133
6/4/2015	8.8	35.6	9.2	46.4	21.7	125	1222	1222	1,895	4,340		4339
6/5/2015	8.8	34	10.5	46.7	20.18	119	1275	1411	1,902	4,588		4588
6/6/2015							1313	1398	1,905	4,617		4616
6/7/2015							1293	1417	1,899	4,609		4609
6/8/2015	8.8	35.7	9.4	46.1	19.1	122	1028	1405	1,893	4,327	773	5099
6/9/2015	8.7	31.4	11.9	48	22.62	144	1342	1499	1,684	4,525	548	5073
6/10/2015	9	35	9.3	46.7	21.04	126	1562	1571	1,523	4,656		4656
6/11/2015	10.2	38.3	8	43.5	21.9	147	1545	1609	1,507	4,660		4661
6/12/2015	13.9	35.5	8.9	41.7	22.2	132	1491	1624	1,596	4,711		4711
6/13/2015							1477	1600	1,610	4,687		4687
6/14/2015							1421	1570	1,610	4,600		4601
6/15/2015	9.5	32.9	10.3	47.3	22.13	126	1495	1589	1,549	4,632		4633
6/16/2015	9.3	31.3	10.7	48.7	23.29	126	1433	1629	1,600	4,663		4662
6/17/2015	8.8	31	10.6	49.6	22.2	126	1405	1584	1,587	4,576		4576
6/18/2015	10.1	36.2	9.1	44.6	21.9	132	1429	1358	1,619	4,407		4406
6/19/2015	9.9	35.8	9.1	45.2	23.54	121	1325	1425	1,582	4,332		4332
6/20/2015							1406	1458	1,561	4,426		4425
6/21/2015							1407	1501	1,578	4,486		4486

Date							Flare Sta #2 FL-100	Flare Sta #3 FL-120	Flare Sta #1 FL-140	Main Flare Station Total Utility Flare Flow	Aux. Utility Flare Flow (scfm)	Total Flow
	CH4	CO2	O2	Bal.	Press./Vac.	Gas Inlet Temp (°F)	Flow (scfm)	Flow (scfm)	Flow (scfm)	Flow (scfm)	Flow (scfm)	scfm
6/22/2015	9.5	32.2	9.8	48.5	22.07	130	1456	1636	1,544	4,636		4636
6/23/2015	9.2	31.7	9.8	49.3	22.26	133	1428	1645	1,550	4,623		4623
6/24/2015	9.3	32.4	9.8	48.5	20.18	131	1340	1606	1,533	4,479		4479
6/25/2015	8.6	32.6	10.3	48.5	20.51	126	1261	1543	1,301	4,105		4105
6/26/2015	8.8	31	10.4	49.8	22.13	116	1327	1657	1,503	4,488		4487
6/27/2015							1294	1521	1,550	4,365		4365
6/28/2015							903	1128	1,091	3,122		3122
6/29/2015	9.5	34.1	9.5	46.9	23.99	157	1466	1705	1,380	4,551		4551
6/30/2015	9.4	32.2	10.2	48.2	22.62	142	1470	1665	1,554	4,688		4689
7/1/2015	8.6	31.6	10.5	49.3	20.12	134	1444	1536	1763	4743		4743
7/2/2015	9.1	31.1	10.4	49.4	21.52	127	1448	1497	1770	4715		4715
7/3/2015							1504	1493	1758	4755		4755
7/4/2015							1519	1519	1749	4787		4787
7/5/2015							1519	1489	1753	4761		4761
7/6/2015	9.6	32.0	9.8	48.6	23.54	138	1513	1471	1765	4750		4750
7/7/2015	10.0	32.9	8.8	48.3	21.10	132	1383	1438	1755	4576		4576
7/8/2015	8.9	31.2	9.9	50.0	22.99	125	1336	1459	1765	4560		4560
7/9/2015	8.3	30.1	10.9	50.7	23.54	127	1549	1313	1825	4687		4687
7/10/2015	8.9	32.1	10.3	48.7	19.76	132	1485	1523	1800	4807		4807
7/11/2015							1609	1620	1797	5026		5026
7/12/2015							1636	1619	1787	5041		5041
7/13/2015	8.5	31.5	10.6	49.4	22.59	144.0	1585	1601	1737	4923		4923
7/14/2015	9.4	31.9	10.5	48.2	21.43	147.0	1570	1538	1643	4751		4751
7/15/2015	8.3	30.4	10.8	50.5	20.12	145.0	1479	1599	1721	4800		4800
7/16/2015	8.1	30.5	10.8	50.6	20.73	139.0	1547	1546	1741	4835		4835
7/17/2015	8.7	31.9	10.1	49.3	22.44	143.0	1469	1511	1725	4705		4705
7/18/2015							1595	1194	1786	4574		4574
7/19/2015							1426	1545	1544	4514		4514
7/20/2015	10.2	34.3	9.1	46.4	24.76	144	1087	1589	1547	4224		4224
7/21/2015	10.2	30.8	9.9	49.1	20.37	138	1461	1542	1507	4511		4511
7/22/2015	10.4	33.1	9.3	47.2	23.96	141	1473	1538	1531	4542		4542
7/23/2015	10.4	33.8	9.1	46.7	20.61	137	1483	1520	1525	4528		4528
7/24/2015	10.8	34.8	8.8	45.6	21.04	138	1454	1482	1505	4442		4442
7/25/2015							1431	1515	1503	4448		4448
7/26/2015							1392	1462	1505	4359		4359
7/27/2015	11.0	36.5	8.2	44.3	20.24	144	1414	1480	1481	4375		4375
7/28/2015	11.1	38.0	7.9	43.0	22.95	142	1405	1462	1471	4337		4337
7/29/2015	9.6	34.2	8.9	47.3	20.55	140	1405	1484	1476	4366		4366
7/30/2015	9.6	36.0	8.7	45.7	19.54	150	1411	1470	1486	4366		4366
7/31/2015	9.4	34.9	9.3	46.4	20.15	140	1410	1476	1483	4369		4369
8/1/2015							1419	1486	1466	4370		4370
8/2/2015							1437	1421	1478	4335		4335
8/3/2015	9.6	35.3	9.2	45.9	20.94	142	1448	1209	1422	4080		4080

Date							Flare Sta #2 FL-100	Flare Sta #3 FL-120	Flare Sta #1 FL-140	Main Flare Station Total Utility Flare Flow	Aux. Utility Flare Flow (scfm)	Total Flow
	CH4	CO2	O2	Bal.	Press./Vac.	Gas Inlet Temp (°F)	Flow (scfm)	Flow (scfm)	Flow (scfm)	Flow (scfm)	Flow (scfm)	scfm
8/4/2015	11.1	38.7	7.7	42.5	21.73	136	1528	1528	1504	4559		4559
8/5/2015	9.4	34.6	9.1	46.9	25	140	1196	1589	1350	4134		4134
8/6/2015	9.2	32.4	10	48.4	24.51	131	1399	1490	1407	4296		4296
8/7/2015	9.7	35.5	8.9	45.9	23.41	136	1394	1480	1470	4344		4344
8/8/2015	9.9	34	9.3	46.8	21.16	76.9	1459	1505	1505	4470		4470
8/9/2015							1407	1479	1505	4391		4391
8/10/2015							1401	1490	1501	4391		4391
8/11/2015							1478	1476	1524	4479		4479
8/12/2015	8.7	30.8	10.6	49.9	22.68	140	1491	1497	1302	4290		4290
8/13/2015	10.5	32.3	9.6	47.6	18.86	122	1453	1643	1583	4679		4679
8/14/2015	8.4	28.2	11.3	52.1	22.59	130	1648	1717	1646	5011		5011
8/15/2015							1666	1710	1658	5034		5034
8/16/2015							1625	1687	1642	4954		4954
8/17/2015	9.2	29.4	10.3	51.1	20.85	127	1475	1606	1552	4633		4633
8/18/2015	9.5	30.7	10.6	49.2	22.89	130	1457	1629	1559	4644		4644
8/19/2015	8.9	28.5	11	51.6	23.6	122	1447	1596	1639	4682		4682
8/20/2015	8.1	27.8	11.4	52.7	22.44	111	1436	1534	1707	4677		4677
8/21/2015	8.8	28.8	11	51.4	20.98	122	1275	1437	1706	4418		4418
8/22/2015							1438	1466	1711	4615		4615
8/23/2015							1165	1279	1459	3904		3904
8/24/2015	11	27.9	11.4	49.7	21.79	112	1120	1295	1602	4018		4018
8/25/2015	8.8	28.7	11.2	51.3	23.48	107	1307	1457	1679	4443		4443
8/26/2015	8.5	29.5	10.9	51.1	25.91	112	1277	1508	1627	4412		4412
8/27/2015	8.6	29.6	10.9	50.9	20.67	111	1271	1505	1633	4409		4409
8/28/2015	9.2	30.1	10.5	50.2	20.98	119	1320	1440	1642	4402		4402
8/29/2015							1325	1448	1618	4391		4391
8/30/2015							1347	1457	1597	4402		4402
8/31/2015	9	31.4	10	49.6	20.98	141	1410	1355	1639	4403		4403
9/1/2015	15.5	29.9	11	43.6	23.93	122	1408	1319	1605	4332		4332
9/2/2015	10.2	33.4	9.2	47.2	22.38	119	1393	1330	1621	4345		4345
9/3/2015	9.6	31.8	9.9	48.7	21.46	132	1433	1305	1637	4375		4375
9/4/2015	9.4	33.6	9.8	47.2	21.61	131	1216	1216	1576	4008		4008
9/5/2015							1334	1341	1594	4269		4269
9/6/2015							1365	1281	1641	4287		4287
9/7/2015							1244	1251	1603	4099		4099
9/8/2015	10.4	35.2	9	45.4	20.57	122	1061	1323	1569	3953		3953
9/9/2015	10	34.5	9.3	46.2	20.02	115	1090	1251	1514	3854		3854
9/10/2015	9.6	32.9	10	47.5	17.28	120	1272	1348	1625	4245		4245
9/11/2015	8.7	29.7	10.9	50.7	19.11	108	1320	1336	1569	4225		4225
9/12/2015							1265	1317	1586	4168		4168
9/13/2015							1294	1296	1574	4163		4163
9/14/2015	8.9	29.8	10.4	50.9	20.82	103	1480	1102	1575	4158		4158
9/15/2015	9.3	31	10.3	49.4	21.77	109	1660	1025	1236	3920		3920



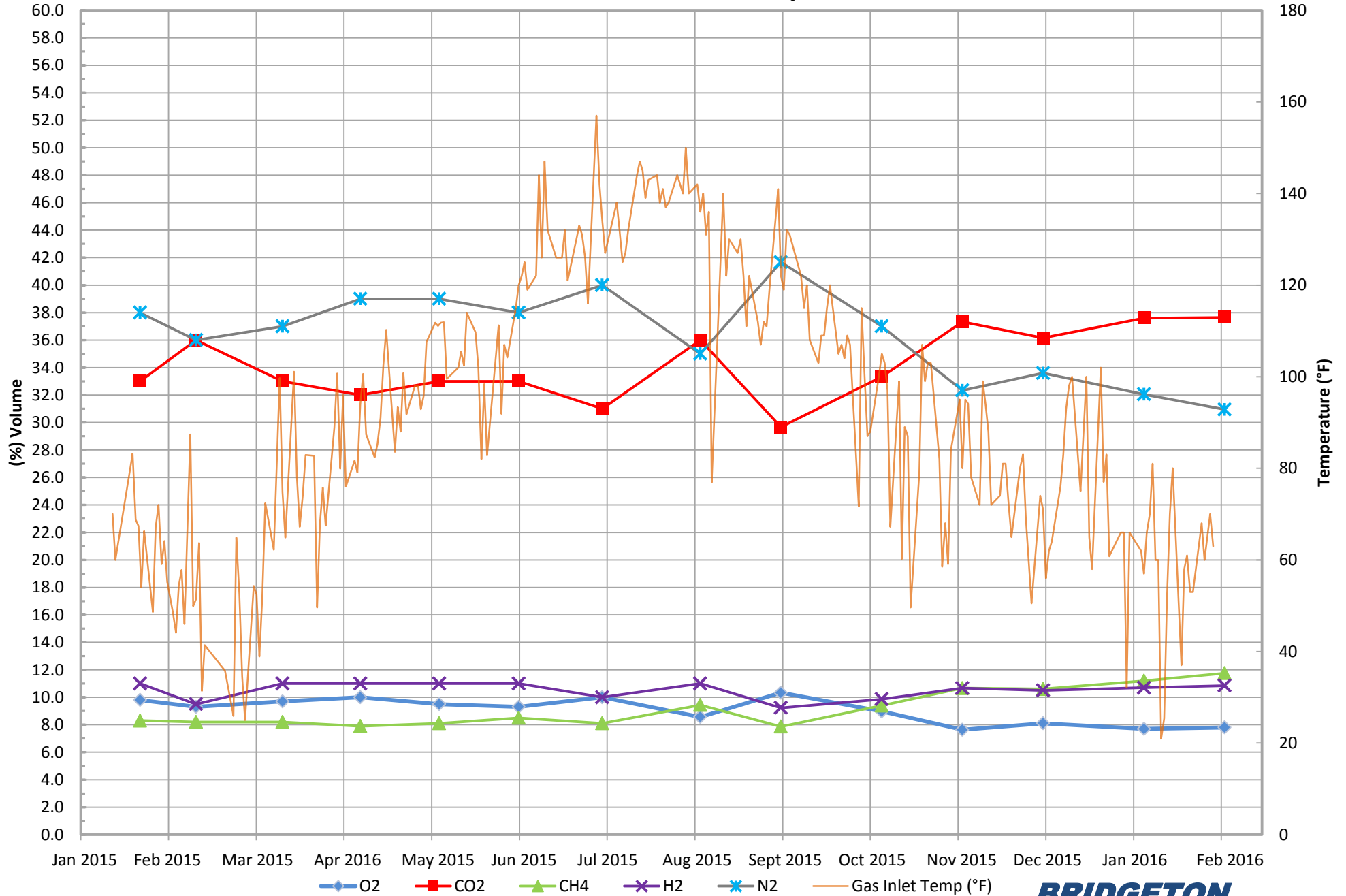
Date							Flare Sta #2 FL-100	Flare Sta #3 FL-120	Flare Sta #1 FL-140	Main Flare Station Total Utility Flare Flow	Aux. Utility Flare Flow (scfm)	Total Flow
	CH4	CO2	O2	Bal.	Press./Vac.	Gas Inlet Temp (°F)	Flow (scfm)	Flow (scfm)	Flow (scfm)	Flow (scfm)	Flow (scfm)	scfm
9/16/2015	9.5	30	10.4	50.1	20.18	109	1136	822	1898	3857		3857
9/17/2015	9.6	30.6	10.1	49.7	19.7	115	1384	867	1606	3857		3857
9/18/2015	10	31.8	9.7	48.5	19.27	120	1359	1133	1689	4180		4180
9/19/2015							1200	1122	1667	3989		3989
9/20/2015							1225	1100	1664	3989		3989
9/21/2015	10	32.6	9.4	48	19.45	105	1200	1063	1737	4000		4000
9/22/2015	10.4	35	8.9	45.7	18.99	107	922	1030	1824	3776		3776
9/23/2015	11.2	35.3	8.3	45.2	18.78	104	1013	961	1730	3704		3704
9/24/2015	10.3	33.2	9.1	47.4	21.22	109	890	1151	1607	3648		3648
9/25/2015	10.6	32	10.1	47.3	22.59	107	1356	999	1570	3925		3925
9/26/2015							1314	1025	1575	3914		3914
9/27/2015							1259	1084	1543	3886		3886
9/28/2015	10.1	32.6	9.4	47.9	20.24	71.7	1243	1091	1492	3827		3827
9/29/2015	9.9	30.3	9.4	50.4	22.89	115	1177	1022	1587	3786		3786
9/30/2015	10.4	32.7	9.4	47.5	23.41	101	1163	999	1643	3805		3805
10/1/2015	10	33.2	10.1	46.7	22.95	87	1187	1162	1382	3731		3731
10/2/2015	10.1	33.1	9.6	47.2	27.26	88	969	1121	1421	3512	208	3720
10/3/2015							1306	1132	1294	3732		3732
10/4/2015							1338	1338	1269	3945		3945
10/5/2015	9.9	33.1	9.9	47.1	23.72	100	1436	1193	1245	3874		3874
10/6/2015	9.8	31.9	9.9	48.4	24.27	105	1458	1079	1184	3721	572	4293
10/7/2015	10.7	35.4	8.7	45.2	20.91	103	1334	1067	1213	3614		3614
10/8/2015	11.4	33.9	8.5	46.2	18.5	97	323	1412	1684	3418		3418
10/9/2015	10.9	35.4	8.3	45.4	25.85	67.2	0	1694	1759	3453		3453
10/10/2015							0	1692	1775	3467		3467
10/11/2015							0	1672	1776	3448		3448
10/12/2015	11.6	37.5	7.8	43.1	25.3	99	0	1624	1764	3388		3388
10/13/2015	10.8	37	8.4	43.8	24.91	60.2	0	1551	1713	3264		3264
10/14/2015	11.6	38.7	7.8	41.9	22.47	89	0	1531	1711	3242		3242
10/15/2015	11.5	38.3	7.9	42.3	24.36	87	0	1561	1656	3217		3217
10/16/2015	10.5	37	8.7	43.8	22.34	49.6	0	1600	1610	3209		3209
10/17/2015							0	1626	1576	3202		3202
10/18/2015							0	1613	1606	3218		3218
10/19/2015	10.9	36.8	8.6	43.7	22.89	79	0	1585	1667	3251		3251
10/20/2015	13.1	40.1	6.6	40.2	27.2	107	78	742	2246	3065		3065
10/21/2015	12.5	36.3	8.7	42.5	27.78	99	0	1827	1927	3754		3754
10/22/2015	11.8	34.3	8.7	45.2	25.49	103	0	1949	1830	3779		3779
10/23/2015	12	33.1	8.5	46.4	29.7	103	0	1985	1728	3713		3713
10/24/2015							0	2047	1614	3660		3660
10/25/2015							0	2160	1479	3639		3639
10/26/2015	10.7	32.7	9.6	47	24.39	82	0	1983	1637	3620		3620
10/27/2015	10.7	35.9	8.8	44.6	23.38	58.5	0	2207	1214	3420		3420
10/28/2015	10.7	35.6	9.5	44.2	27.72	68	0	1744	1560	3304		3304

Date							Flare Sta #2 FL-100	Flare Sta #3 FL-120	Flare Sta #1 FL-140	Main Flare Station Total Utility Flare Flow	Aux. Utility Flare Flow (scfm)	Total Flow
	CH4	CO2	O2	Bal.	Press./Vac.	Gas Inlet Temp (°F)	Flow (scfm)	Flow (scfm)	Flow (scfm)	Flow (scfm)	Flow (scfm)	scfm
10/29/2015	10.7	36.7	9	43.6	24.66	59.1	0	1824	1617	3441		3441
10/30/2015	10.5	34.7	9	45.8	26.83	84	0	1875	1706	3581		3581
10/31/2015							0	1865	1649	3514		3514
11/1/2015							0	1,864	1,709	3,573		3573
11/2/2015	10.1	31.6	10	48.3	33.66	95	0	1,879	1,859	3,738		3738
11/3/2015	10.4	35.6	9.5	44.5	25.34	80	0	1,682	1,755	3,438	0	3438
11/4/2015	11.3	34.6	8.8	45.3	28.27	95	0	1,624	1,723	3,347		3347
11/5/2015	11.4	37.1	8.3	43.2	24.45	94.1	0	1,645	1,558	3,203		3203
11/6/2015	10.8	37.4	8.4	43.4	22.38	78	0	1,628	1,487	3,115		3115
11/7/2015							0	1,737	1,537	3,274		3274
11/8/2015							0	1,736	1,564	3,300		3300
11/9/2015	11.4	35.4	8.8	44.4	25.79	72	0	773	2,524	3,297		3297
11/10/2015	11.6	35.9	8.3	44.2	32.2	99	0	0	2,463	2,463	65	2528
11/11/2015	11.5	35.2	8.6	44.7	20.37	94	0	0	3,553	3,553	27	3580
11/12/2015	9.7	31.7	10.2	48.4	22.2	88	0	0	2,571	2,571	480	3051
11/13/2015	9.9	32.6	9.6	47.9	21.65	72	0	0	3,608	3,608		3608
11/14/2015							0	0	3,528	3,528		3528
11/15/2015							0	0	3,506	3,506		3506
11/16/2015	10.3	33.3	9.5	46.9	20.49	74	0	0	3,522	3,522		3522
11/17/2015	10.9	34.3	9.1	45.7	20.61	81	0	0	3,542	3,542		3542
11/18/2015	11.1	34.2	9.1	45.6	20.37	81	0	0	3,486	3,486	4	3489
11/19/2015	10	32.6	10.1	47.3	21.06	72	0	0	3,526	3,526		3526
11/20/2015	10	31.3	10.1	48.6	21.31	65	0	0	3,249	3,249	19	3268
11/21/2015							0	0	3,827	3,827		3827
11/22/2015							0	0	3,752	3,752		3752
11/23/2015	10.4	30.7	10.5	48.4	25.58	80	0	0	3,723	3,723	24	3747
11/24/2015	10.5	31.6	10.2	47.7	22.28	83	0	0	3,434	3,434		3434
11/25/2015	11.9	43.5	7.5	37.1	18.74	69	396	0	2,778	3,174		3174
11/26/2015							1,679	0	1,581	3,260		3260
11/27/2015	11.1	37.4	8.6	42.9	27.05	50.5	1,478	0	1,684	3,162		3162
11/28/2015							1,452	0	1,297	2,749	344	3092
11/29/2015							1,404	0	1,550	2,954		2954
11/30/2015	12.6	40.5	7.6	39.3	30	74	493	0	2,582	3,076	2	3078
12/1/2015	12.3	39.7	7.6	40.4	14.41	71	0	0	3,009	3,009	22	3,031
12/2/2015	12.7	40.1	7.1	40.1	12.68	56	829	0	2,025	2,853		2,853
12/3/2015	11.8	39.4	7.7	41.1	22.47	62	1,217	0	1,605	2,822		2,822
12/4/2015	12.1	39.8	7.7	40.4	24.1	64	1,331	0	1,646	2,977		2,977
12/5/2015							1,334	0	1,668	3,001		3,001
12/6/2015							1,317	0	1,646	2,963		2,963
12/7/2015	12	41.2	7.6	39.2	22.3	76	1,344	0	1,629	2,973		2,973
12/8/2015	13.1	40.3	7.1	39.5	20.98	83	555	0	2,262	2,817		2,817
12/9/2015	13.8	40.3	7.2	38.7	50	93	0	0	3,067	3,067		3,067
12/10/2015	12.5	39.6	7.8	40.1	54.2	98	0	0	3,302	3,302		3,302

Date							Flare Sta #2 FL-100	Flare Sta #3 FL-120	Flare Sta #1 FL-140	Main Flare Station Total Utility Flare Flow	Aux. Utility Flare Flow (scfm)	Total Flow
	CH4	CO2	O2	Bal.	Press./Vac.	Gas Inlet Temp (°F)	Flow (scfm)	Flow (scfm)	Flow (scfm)	Flow (scfm)	Flow (scfm)	scfm
12/11/2015	11.5	37.2	8.8	42.5	60.5	100	0	0	2,539	2,539		2,539
12/12/2015							0	0	1,852	1,852		1,852
12/13/2015							0	0	3,145	3,145		3,145
12/14/2015	12.6	40.5	7.4	39.5	20.3	75	0	0	2,776	2,776	277	3,053
12/15/2015	10.5	33.9	9.5	46.1	38.05	87	0	0	2,811	2,811	372	3,183
12/16/2015	12.8	40.9	7.5	38.8	26.4	100	0	0	2,998	2,998		2,998
12/17/2015	11.5	36.4	9	43.1	22.1	65	0	0	2,923	2,923		2,923
12/18/2015	11	33.9	9.3	45.8	19.05	58	0	0	2,875	2,875		2,875
12/19/2015							0	0	3,046	3,046		3,046
12/20/2015							0	0	2,949	2,949		2,949
12/21/2015	12	36.4	8.2	43.4	27.68	102	0	0	2,760	2,760	342	3,101
12/22/2015	11.8	38.5	8.7	41	19.2	77	0	0	2,980	2,980	29	3,008
12/23/2015	12.1	37.7	7.8	42.4	19.39	83	0	0	3,091	3,091		3,091
12/24/2015	11.1	36.1	9.4	43.4	19.02	60.8	0	0	3,052	3,052		3,052
12/25/2015							0	0	3,067	3,067		3,067
12/26/2015							0	0	1,764	1,764		1,764
12/27/2015							0	0	1,583	1,583		1,583
12/28/2015	13.5	39.3	7.7	39.5	16.48	66	0	0	1,821	1,821	224	2,044
12/29/2015	10.6	31.2	10.4	47.8	20.7	66	0	0	3,013	3,013		3,013
12/30/2015	10.5	36.2	9.5	43.8	17.46	32.1	0	0	2,900	2,900		2,900
12/31/2015	10.2	30.4	10.7	48.7	21.06	66	0	0	3,185	3,185		3,185
1/1/2016							0	0	3,193	3,193		3,193
1/2/2016							0	0	3,197	3,197		3,197
1/3/2016							0	0	3,116	3,116		3,116
1/4/2016	10.7	30.8	10.3	48.2	19.45	62	0	0	3,043	3,043		3,043
1/5/2016	12.5	34.5	8.1	44.9	16.4	57	0	0	2,957	2,957	23	2,980
1/6/2016	12.1	35.4	8.5	44	18.05	66	0	0	2,687	2,687	427	3,115
1/7/2016	12.2	37.1	8.4	42.3	18.19	70	0	0	2,929	2,929	242	3,170
1/8/2016	12.4	38.4	8.2	41	18.8	81	0	0	3,098	3,098		3,098
1/9/2016	12.4	32.5	8.9	46.2	18.05	60	0	0	3,040	3,040		3,040
1/10/2016	12.2	34.6	8.3	44.9	17.5	60	0	0	2,945	2,945		2,945
1/11/2016	12.2	33.5	8.4	45.9	17.26	20.9	0	0	2,983	2,983		2,983
1/12/2016	12.7	32.7	8.7	45.9	17.03	25.4	0	0	2,957	2,957		2,957
1/13/2016	12.7	35.1	8.9	43.3	17.09	52	0	0	2,968	2,968		2,968
1/14/2016	12.7	36.9	7.7	42.7	17.44	70	0	0	2,981	2,981		2,981
1/15/2016	12.6	40	7.3	40.1	17.87	80	0	0	2,973	2,973		2,973
1/16/2016							0	0	2,985	2,985		2,985
1/17/2016							0	0	3,006	3,006		3,006
1/18/2016	12.1	33.6	10	44.3	16.12	37	0	0	2,970	2,970		2,970
1/19/2016	10.9	34.6	10	44.5	35.59	58	0	0	2,930	2,930	28	2,958
1/20/2016	11.2	33.1	9.5	46.2	24.85	61	0	0	2,986	2,986		2,986
1/21/2016	11.5	30.2	10.2	48.1	21.89	53	0	0	2,977	2,977		2,977
1/22/2016	11.2	33.7	10	45.1	23.44	53	0	0	3,029	3,029		3,029

Date							Flare Sta #2 FL-100	Flare Sta #3 FL-120	Flare Sta #1 FL-140	Main Flare Station Total Utility Flare Flow	Aux. Utility Flare Flow (scfm)	Total Flow
	CH4	CO2	O2	Bal.	Press./Vac.	Gas Inlet Temp (°F)	Flow (scfm)	Flow (scfm)	Flow (scfm)	Flow (scfm)	Flow (scfm)	scfm
1/23/2016							0	0	3,065	3,065		<b>3,065</b>
1/24/2016							0	0	3,070	3,070		<b>3,070</b>
1/25/2016	12.6	36.4	8.6	42.4	26.31	68	0	0	2,952	2,952		<b>2,952</b>
1/26/2016	11.5	33.9	9	45.6	17.56	60	0	0	2,909	2,909		<b>2,909</b>
1/27/2016	12.5	32.1	9	46.4	17.56	65	0	0	2,934	2,934		<b>2,934</b>
1/28/2016	12.6	37	8.2	42.2	16.16	70	0	0	2,848	2,848		<b>2,848</b>
1/29/2016	12.6	34.3	8.9	44.2	15.57	63	0	0	2,836	2,836		<b>2,836</b>
1/30/2016							0	0	2,830	2,830		<b>2,830</b>
1/31/2016							0	0	2,805	2,805		<b>2,805</b>

# Inlet Gas and Temperature\*

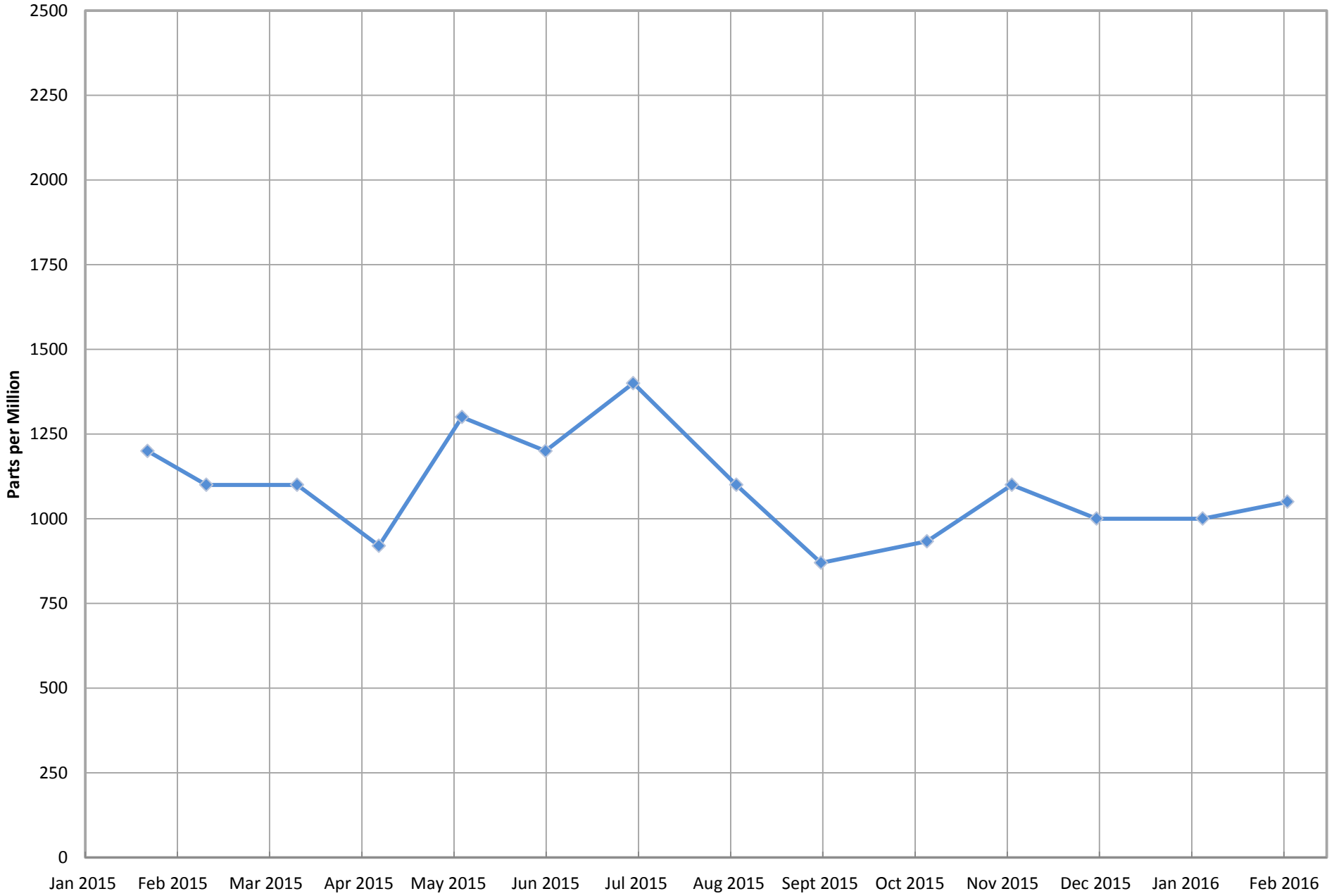


\*Gas data collected from Laboratory Reports. Temperature data collected from field readings.

\*Data for 12/1/15 was added in the January Monthly Report.



# Inlet Carbon Monoxide\*



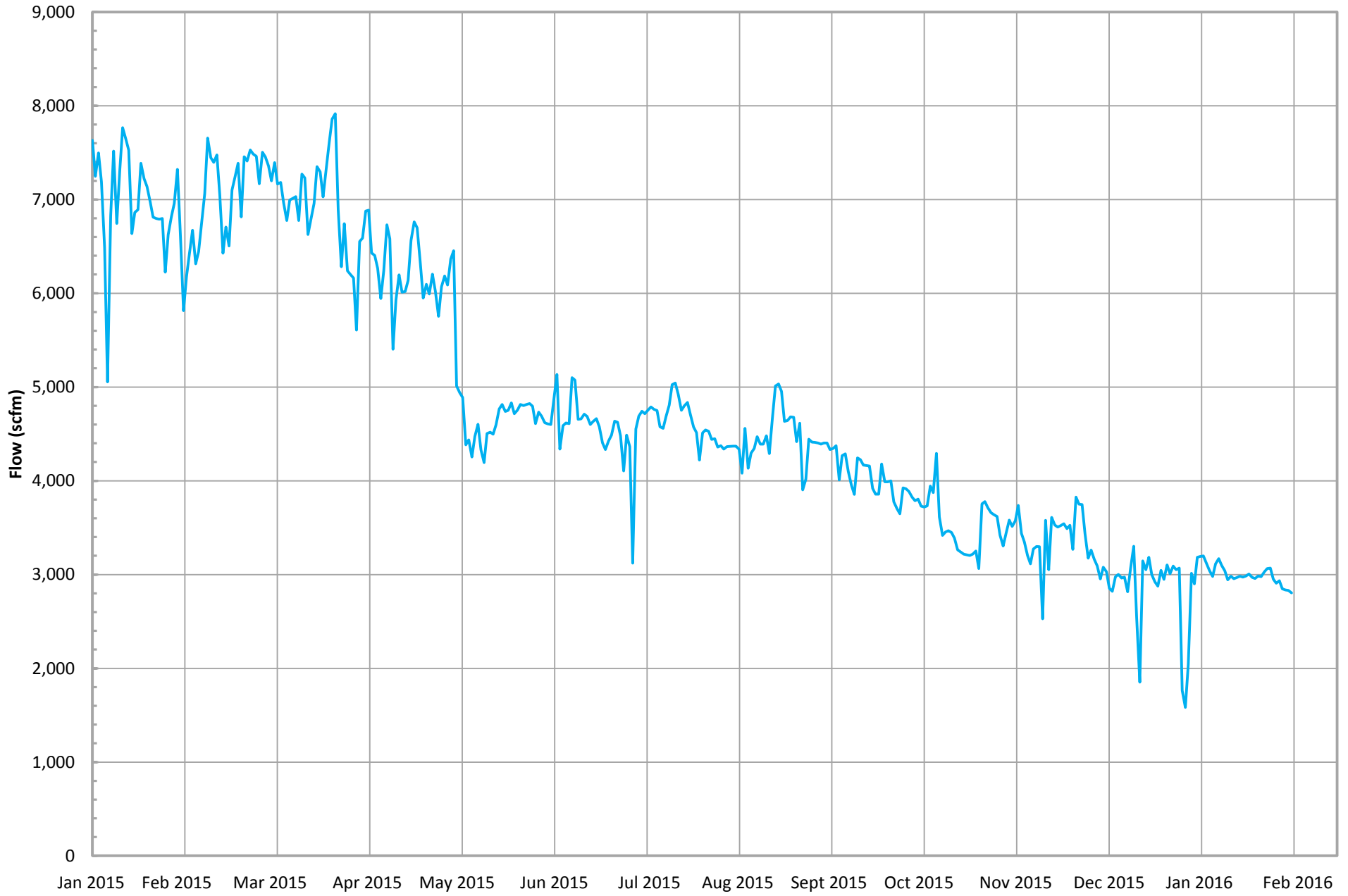
\*Data collected from Laboratory Reports.

\*Data for 12/1/15 was added in the January Monthly Report.

—◆— Inlet Carbon Monoxide\*

**BRIDGETON  
LANDFILL**

# Total Combined Flow (scfm)\*

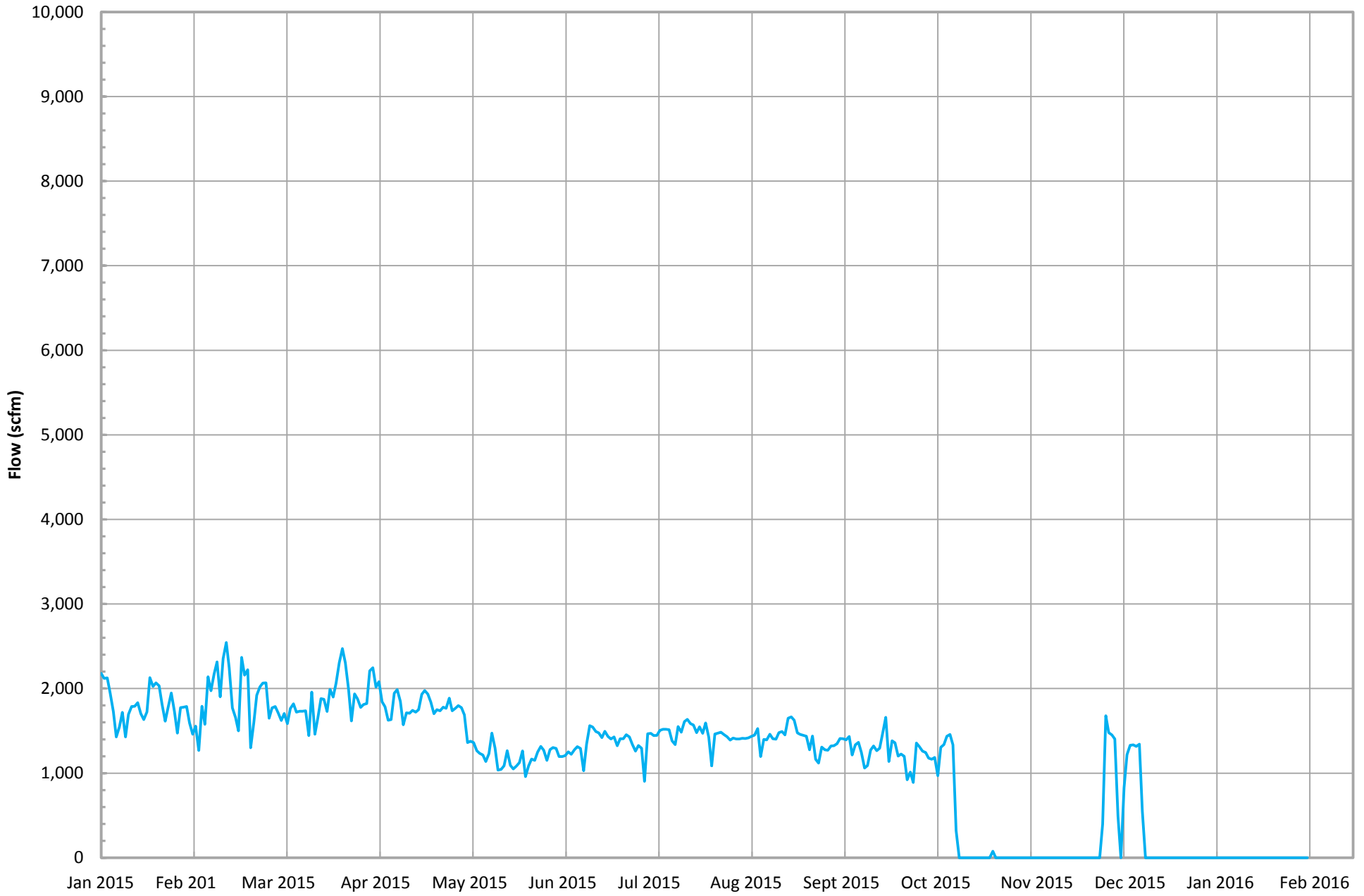


\*Combined flow is based on tabulated flow data collected daily from each device.

— Total Combined Flow (scfm)\*

**BRIDGETON  
LANDFILL**

# Candlestick Flare (FL-100) Flow (scfm)\*



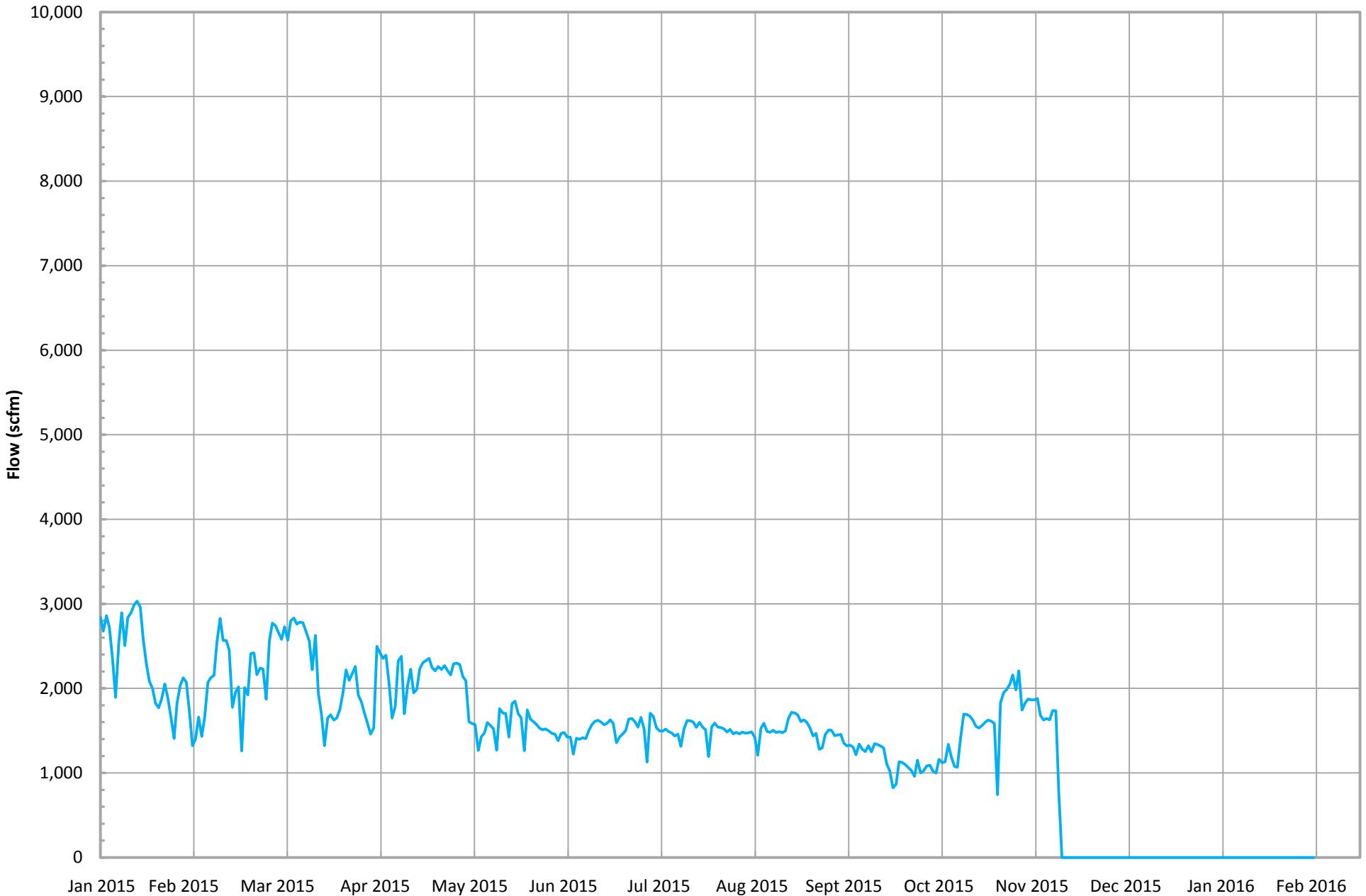
\*Flow is based on tabulated flow data collected daily.

— Candlestick Flare (FL-100) Flow (scfm)\*

**BRIDGETON  
LANDFILL**



# Candlestick Flare (FL-120) Flow (scfm)\*

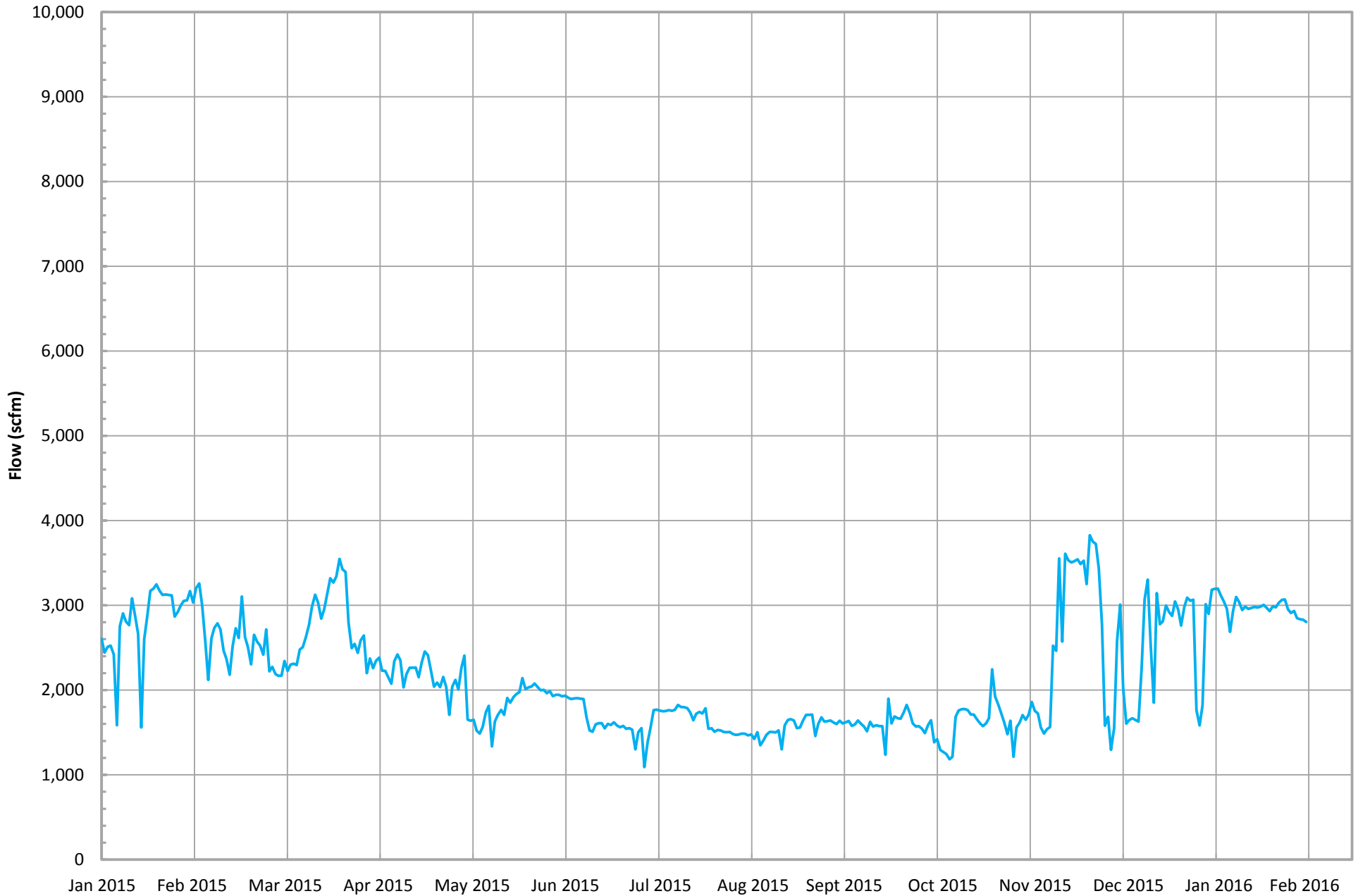


\*Flow is based on tabulated flow data collected daily.

— Candlestick Flare (FL-120) Flow (scfm)\*

**BRIDGETON  
LANDFILL**

# Candlestick Flare (FL-140) Flow (scfm)\*

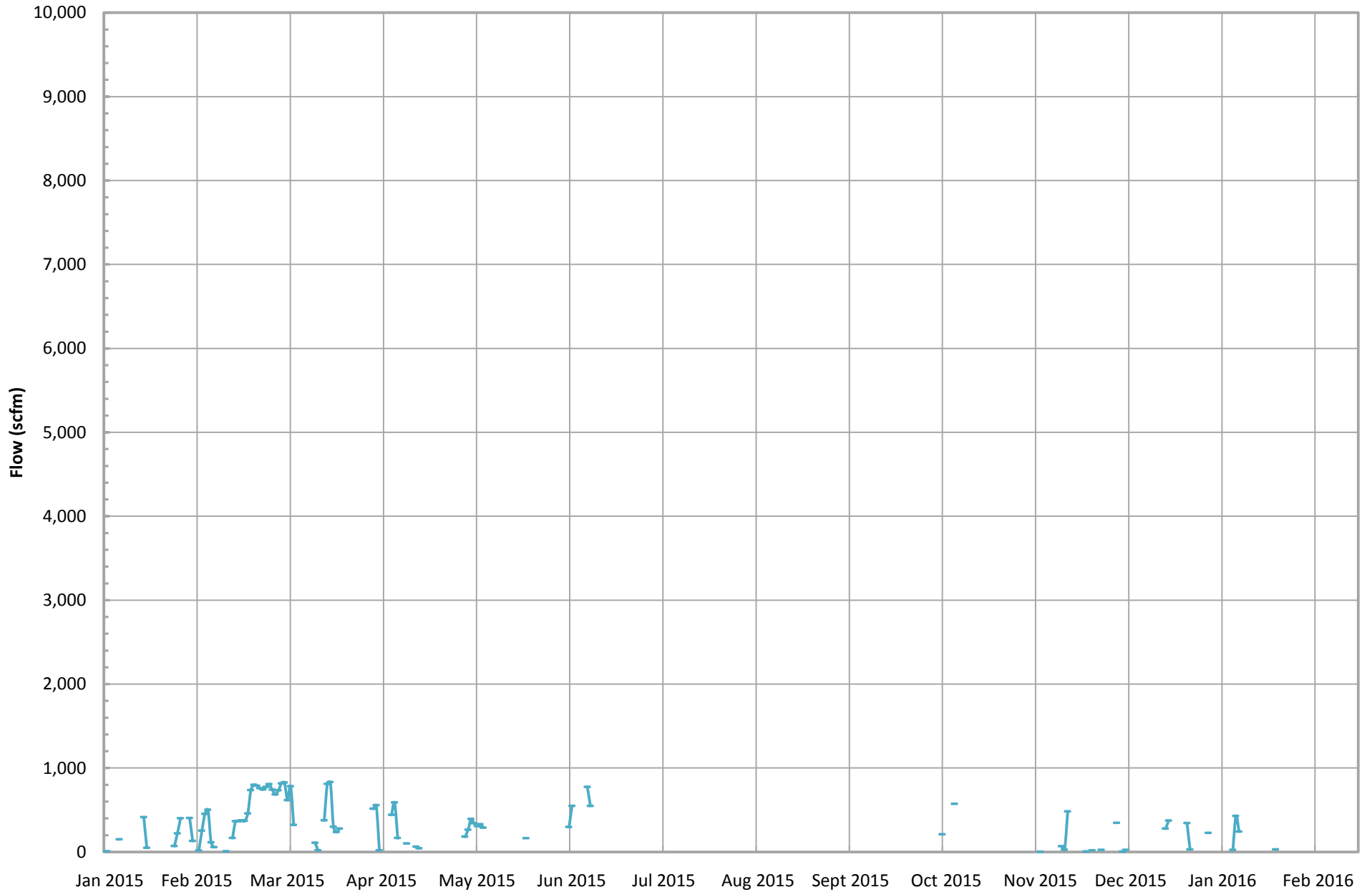


\*Flow is based on tabulated flow data collected daily.

— Candlestick Flare (FL-140) Flow (scfm)\*

**BRIDGETON  
LANDFILL**

# Auxillary Candlestick Flare Flow (scfm)\*

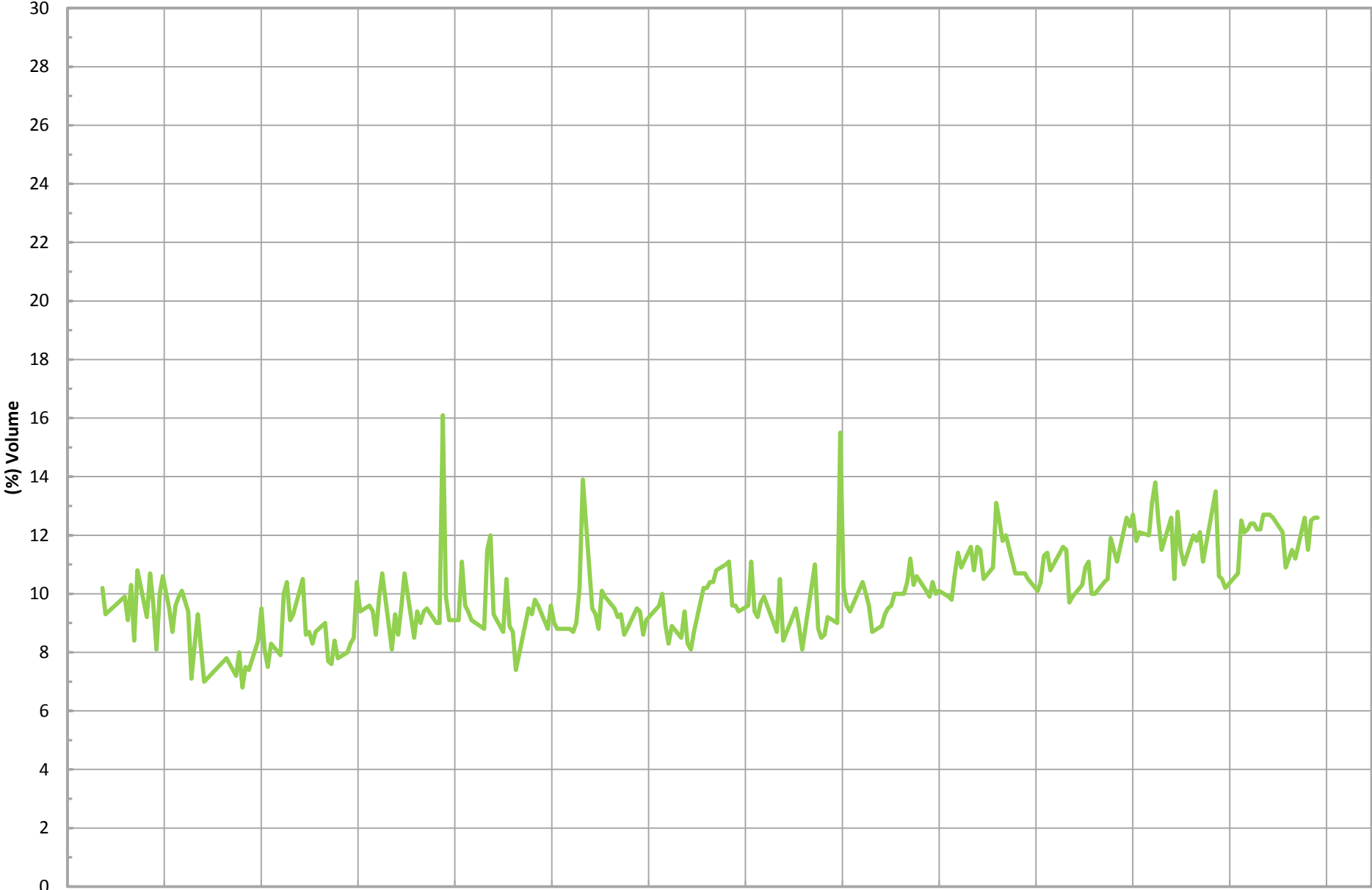


\*Flow is based on tabulated flow data collected daily.

— Auxillary Candlestick Flare Flow (scfm)\*

**BRIDGETON  
LANDFILL**

# Combined Inlet Methane (Field Data)\*



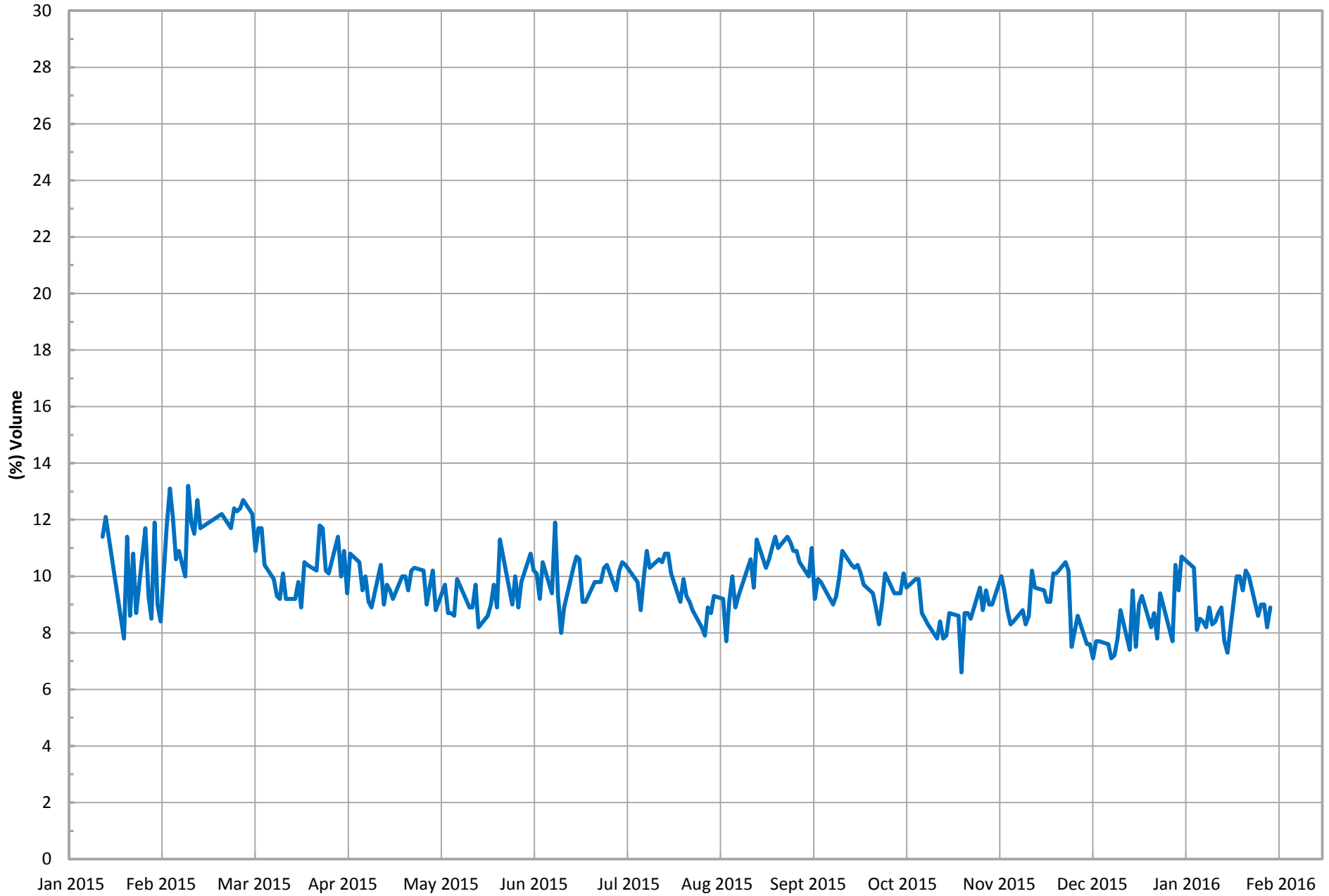
Jan 2015 Feb 2015 Mar 2015 Apr 2015 May 2015 Jun 2015 Jul 2015 Aug 2015 Sept 2015 Oct 2015 Nov 2015 Dec 2015 Jan 2016 Feb 2016

\*Gas data collected from field monitoring data.

— Combined Inlet Methane (GEM 2000)\*



# Combined Inlet Oxygen (Field Data)\*



\*Gas data collected from field monitoring data.

— Combined Inlet Oxygen (GEM 2000)\*

**BRIDGETON  
LANDFILL**