Neck Heat Extraction System Monthly Report
February 2017

Bridgeton Landfill

Bridgeton, St. Louis County, Missouri

Prepared For:
Bridgeton Landfill, LLC
13570 St. Charles Rock Road
Bridgeton, MO 63044

March 17, 2017

Project No. BT-142

Prepared By:

Feezor Engineering, Inc.
3377 Hollenberg Drive
Bridgeton, MO 63044

Neck Heat Extraction System Monthly Report
February 2017
Bridgeton Landfill, LLC

1 INTRODUCTION 1

2 NECK HEAT EXTRACTION SYSTEM OPERATION 1

3 METHOD OF HEAT REMOVAL CALCULATION 2

4 SUMMARY AND DISCUSSION OF RESULTS 5

TABLE 1 – Period 02-01-2017 to 02-28-2017 Calculated Heat Energy Removal

TABLE 2 – Period 01-01-2017 to 01-31-2017 Updated Calculated Heat Energy Removal

APPENDICES

Appendix A – Temperature Monitoring Probe Graphs (February 2017)
Appendix B – Heat Removal Point Measurement Results (February 2017)
Attachment 1 – GIW Locations Raw Flow Meter and Temperature Measurement Results Provided by Instrumentation
Attachment 2 – HEW Locations Raw Flow Meter and Temperature Measurement Results Provided by Instrumentation
Attachment 3 – GIW Locations Field-Measured Temperature and Flow Results
Appendix C – Dow Chemical Engineering and Operating Guide for DOWFROST and DOWFROST HD Inhibited Propylene Glycol-based Heat Transfer Fluids
Appendix D – Neck Heat Extraction System Plan View

1 INTRODUCTION

This document is being submitted as the February 2017 monthly update for the Neck Heat Extraction System, covering the period of February 1st through February 28th, 2017. Construction of the system was completed on September 25th, 2016 and operation of the full system began on October 11th, 2016. The system was installed per Section VIII.35.c of the April 28th, 2016 Administrative Settlement Agreement and Order on Consent for Removal Actions (ASAOC), which incorporated the November 2015 *Technical Evaluation of a Heat Extraction Barrier*, prepared by Feezor Engineering, Inc. (FEI) and an approval letter dated December 4th, 2015 from the Missouri Department of Natural Resources (MDNR). As stated in Comment No. 8 of the December 4th, 2015 MDNR letter, system status summary reports are required to be submitted monthly. Accordingly, monthly reports will continue to be submitted on the 20th of each month, or the first business day following the 20th, if the 20th falls on a weekend or holiday.

This monthly update provides a presentation of in-waste temperature measurements, heat removal results for each extraction location, status of the current heat removal system, and a discussion of measurement results. A tabular presentation of calculated quantities of heat (energy) removed during February 2017 is provided as **Table 1**. Graphical presentations of temperature data collected from in-place waste System Performance Monitoring Temperature Monitoring Probes (SPM TMPs) are presented in **Appendix A**. Raw temperature measurement results and flow measurement results gathered by data collection instrumentation are provided in **Appendix B**. Reference documentation for properties of propylene glycol (PG) / water mixtures is provided in **Appendix C**. A plan view of the TMP locations and Neck Heat Extraction System is provided in **Appendix D**.

2 NECK HEAT EXTRACTION SYSTEM OPERATION

The Neck Heat Extraction System consists of the heat extraction elements in the Gas Interceptor Wells (GIW-2, GIW-3, GIW-4, GIW-5, GIW-6, GIW-7, GIW-8, GIW-9, GIW-10, GIW-11, GIW-12, and GIW-13) and the Heat Extraction Wells (HEW-1, HEW-2, HEW-3, HEW-4, HEW-5, HEW-6, HEW-7, HEW-8, HEW-9, HEW-10, HEW-11, HEW-12, HEW-13, HEW-14, HEW-15, and HEW-16). The GIW units were installed in 2014 and were operated as part of a heat extraction pilot study. The HEW units were installed in 2016. The twenty-eight (28) heat extraction units, the cooling tower, the cooling liquid storage tank, the pump, and the instrumentation system comprise the Neck Heat Extraction System.

The GIW system has been removing heat since November 2014 and remained in operation during the installation of the HEW elements. Installation of the HEW system and four (4) SPM TMPs was

previously completed on September 25th, 2016. Operation of the HEW system began on October 11th, 2016.

Operation and Maintenance (O&M) activities performed during February 2017 included:

- Weekly adjustments were performed at individual HEW and GIW locations to maintain individual flow rates that are expected to maximize heat removal at each location;
- Troubleshooting of the system was performed throughout the month of February 2017 to investigate for potential leaks in the piping network and to remove and replace faulty pressure relief valves in the system. Troubleshooting activities included temporary deactivation of individual heat extraction locations;
- An exterior level indicator was added to the mixture storage tank; and
- Specific gravity tests were performed on samples collected from the mixture storage tank. Results of specific gravity testing was used to compute the percent glycol of the mixture for use in heat removal calculations.

3 METHOD OF HEAT REMOVAL CALCULATION

The energy removed from the landfill via the extraction points (both the HEW and GIW units) occurs through passing liquid through each extractor that emerges warmer than it was when it entered the extractor. During February 2017, the fluid being circulated was a propylene glycol (PG) / water mixture. The rate of energy removal is equal to the mass of the fluid mixture passing through the extractor per given time, times the heat capacity of the fluid mixture, times the change in temperature that occurred as it passed through the extractor, and is expressed by Equation 1:

$$HRR = C_p(T)\ x\ Q\ x\ \delta(T)\ x\ (T_o - T_i) \qquad (1)$$

Where:

HRR = Heat Removal Rate (kilowatts);

$C_p(T)$= Heat Capacity of Fluid Mixture as a function of Temperature;

Q = Flow Rate (gpm); (corrected from the recorded reading for viscosity variation)

δ(T)= Mass Density of Fluid Mixture as a function of temperature;

T_o = Outflow Temperature (°F); and

T_i = Inflow Temperature (°F)

The heat capacity and mass density of PG / water mixtures vary with temperature and mixture percentage. The percentage of PG in the mixture changes with time due to evaporation, water addition, or the addition of more PG. Accordingly, a set of continuous functions for heat capacity,

mass density, and viscosity were developed for the expected ranges of mixture percentage and temperature. The functions were derived using multivariant regression analysis on published information for PG / water mixtures, using information for non-hd PG / water mixtures provided in **Appendix C**. The mixture percentage range selected for function development was 0% to 40% and the temperature range selected was -10°C to 65°C. The lower temperature range limit of -20°C was selected based on the freezing temperature for PG / water mixtures less than 40%.

Continuous functions of five (5) and six (6) order polynomials containing up to twenty-eight (28) terms were generated using commercially available software. The data fit was verified and the functions predicted the published information for PG / water mixtures to within a few percent. The resulting coefficients and power exponents for the two (2) input variables: PG volumes (expressed as a percentage) and temperatures (T, in degrees Kelvin) were entered into a spreadsheet so that future calculations can be performed by entering recorded raw temperature and flow data and entering the volume fraction of PG.

The recorded flow rate, $Q_{recorded}$, was adjusted for the kinematic viscosity variation from that of water based on technical guidance from the flow meter manufacturer (IFM Effector). The provided guidance required the calculation of a value referred to Q_0 which is subtracted from $Q_{recorded}$ to obtain the actual flow rate, Q. The Q_0 value is a function of kinematic viscosity.

The mass density of the fluid and the heat capacity were computed using the average temperature for the recorded time, $(T_i+T_o)/2$.

Neck Heat Extraction System reading results for February 2017 are provided in **Appendix B.** The February 2017 period consists of 12 AM on February 1st, 2017 through 12 AM on March 1st, 2017. Incoming temperatures, outgoing temperatures, and flow rates were measured at ten (10) minute intervals and were recorded using the wireless Resistance Temperature Detector (RTD) system and electronic flow meters with temperature readout.

The exception to this was the unit GIW 5, which has a manually-read flow meter. Thermal energy removal calculations for GIW-5 were performed using manual flow readings without interpolation between readings. For example, the manually-recorded flow rate (5.88 gpm) on February 22nd, 2017 (manual records are provided in **Appendix B, Attachment 3**) was used as a constant flow rate until the next manually-recorded flow rate on February 27th, 2017. If missing data was within a segment of automatically recorded data, the flow readings were interpolated to fill the missing data readings.

Because thermal energy removal calculations are dependent on the concentration of PG, samples were periodically collected and tested for specific gravity. Results of specific gravity tests are as follows:

- Specific gravity testing for February 11th, 2017: 1.027 at 66.1°F, calculated to represent a mixture of 27.03% by volume; and
- Specific gravity testing for February 23rd, 2017: 1.027 at 57.3°F, calculated to represent a mixture of 24.92% by volume.

Accordingly, the time periods and percent glycol utilized for thermal energy removal calculations were:

- 12 am on February 1st through 12 am on February 11th, 2017: 30% glycol, based on the glycol percentage assumption for January 2017 used prior to implementation of periodic specific gravity testing;
- 12 am on February 11th through 12 am on February 23rd, 2017: 27.03% glycol; and
- 12 am on February 23rd, through 12 am on March 1st, 2017: 24.92% glycol.

The amount of heat energy removed (HR) at a given extraction point is equal to the heat removal rate (HRR) averaged over two (2) adjacent recorded times multiplied by elapsed time ($t_2 - t_1$) between the time intervals. Accordingly, calculations for HRR during February 2017 were made for each observed combination of flow rate, incoming temperature, outgoing temperature, and percent glycol. HRR was determined using Equation 1 provided above. HR for the period between two (2) times (t_1 and t_2) was computed by multiplying the elapsed time by the average rate of extraction between the two (2) recorded times as expressed in Equation 2:

$$HR_{t2-t1} = 0.5 \times (HRR_{t1} + HRR_{t2}) \times (t_2 - t_1) \qquad (2)$$

With the following assumptions:

- Inlet temperatures were assigned based on the flow meter sensors, or if these were absent, the wireless RTD temperature readings on HEW 5 and GIW 5, recorded at ten (10) minute intervals;
- Outlet temperatures were assigned based on the wireless RTD temperature readings at each unit, obtained at ten (10) minute intervals;
- Flow rate values were based recorded readings, or in the event these were not available as described previously, were based on manual readings of flow at discrete times as describe above; and
- During a portion of February 2017, the inlet temperature measurements provided by the HEW-2 flow meter showed inlet temperatures higher than the outlet temperatures. Inlet temperatures from HEW-5 were utilized for thermal energy removal calculations for HEW-2. Troubleshooting of the HEW-2 flow meter is expected to occur during March 2017.

Utilizing the calculation methodology presented above, the total energy (heat) quantities removed for each unit over the February 2017 reporting period are presented in **Table 1**. Please

note that due to deactivation of selected heat extraction units during the reporting period, the amounts of extracted thermal energy for February 2017 on a per-day basis were less than the previous month.

Additionally, the previously published January 2017 calculated heat removal result for GIW-5 inadvertently was based on the flow measurements and inlet temperatures of another GIW location. The January 2017 GIW-5 calculation was updated using the above-described manual flow rate methodology and the correct inlet temperatures recorded by the automated data collection system. The result of the updated January 2017 GIW-5 heat removal calculation is provided in the attached **Table 2**.

4 SUMMARY AND DISCUSSION OF RESULTS

The Bridgeton Landfill successfully operated sixteen (16) heat extraction wells during February 2017. These sixteen (16) HEWs previously commenced operation during October 2016. The Bridgeton Landfill also successfully operated twelve (12) GIW units during February 2017. Based upon the energy (heat) removal results provided in **Table 1**, the total amount of energy (heat) removed from the neck heat extraction system for the month of February 2017 was greater than 171 million British Thermal Units (BTUs).

Bridgeton Landfill will continue to operate the Neck Heat Extraction System. The next heat extraction monthly report will be submitted by Thursday, April 20th, 2017.

TABLE 1

Period 02-01-2017 to 02-28-2017

Calculated Removed Thermal Energy

Unit	kW-hr
HEB-1	411
HEB-2	655
HEB-3	869
HEB-4	2,285
HEB-5	1,649
HEB-6	2,403
HEB-7	2,312
HEB-8	2,321
HEB-9	2,283
HEB-10	2,261
HEB-11	1,626
HEB-12	1,640
HEB-13	924
HEB-14	897
HEB-15	151
HEB-16	235
GIW-2	2,574
GIW-3	870
GIW-4	3,278
GIW-5	1,026
GIW-6	613
GIW-7	2,606
GIW-8	2,725
GIW-9	3,248
GIW-10	2,940
GIW-11	2,734
GIW-12	2,766
GIW-13	2,023
SUB TOTAL HEW UNITS	**22,921**
SUB TOTAL GIW UNITS	**27,404**
TOTAL (Kw-hr)	**50,326**
TOTAL (Btu)	**171,710,730**

TABLE 2

Period 01-01-2017 to 01-31-2017

Updated Calculated Removed Thermal Energy

Unit	kW-hr
HEB-1	750
HEB-2	794
HEB-3	1,296
HEB-4	3,283
HEB-5	2,614
HEB-6	3,507
HEB-7	3,243
HEB-8	3,222
HEB-9	3,102
HEB-10	3,028
HEB-11	2,418
HEB-12	2,367
HEB-13	1,408
HEB-14	1,279
HEB-15	271
HEB-16	437
GIW-2	3,934
GIW-3	1,773
GIW-4	4,779
GIW-5	1,700
GIW-6	996
GIW-7	4,033
GIW-8	3,913
GIW-9	4,527
GIW-10	3,946
GIW-11	3,860
GIW-12	3,759
GIW-13	2,949
SUB TOTAL HEW UNITS	**33,018**
SUB TOTAL GIW UNITS	**40,170**
TOTAL (Kw-hr)	**73,187**
TOTAL (Btu)	**249,715,748**

Appendix A – Temperature Monitoring Probe Graphs (February 2017)

TMP-SPM1

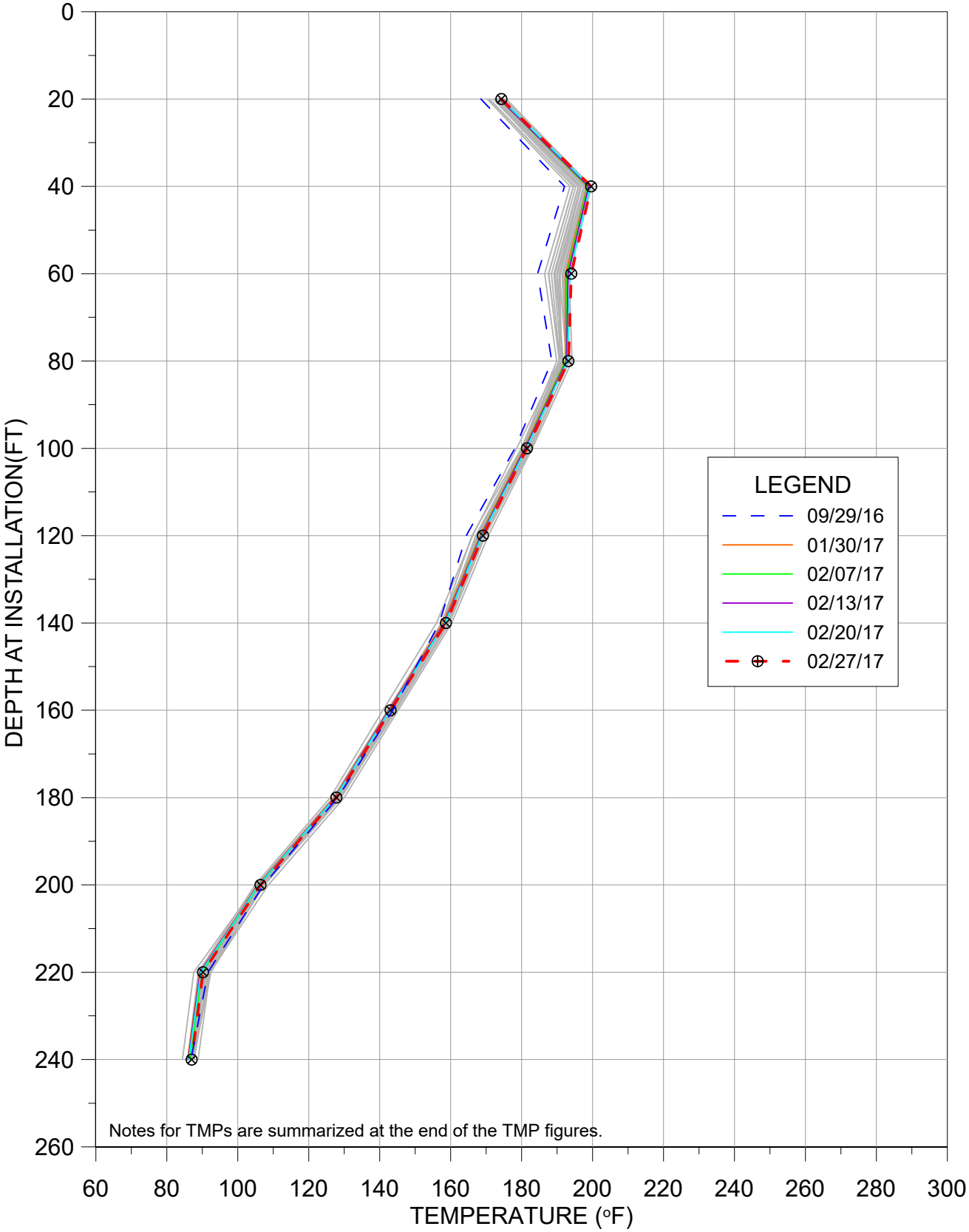

TEMPERATURE VS DEPTH
BRIDGETON LANDFILL

TMP-SPM2

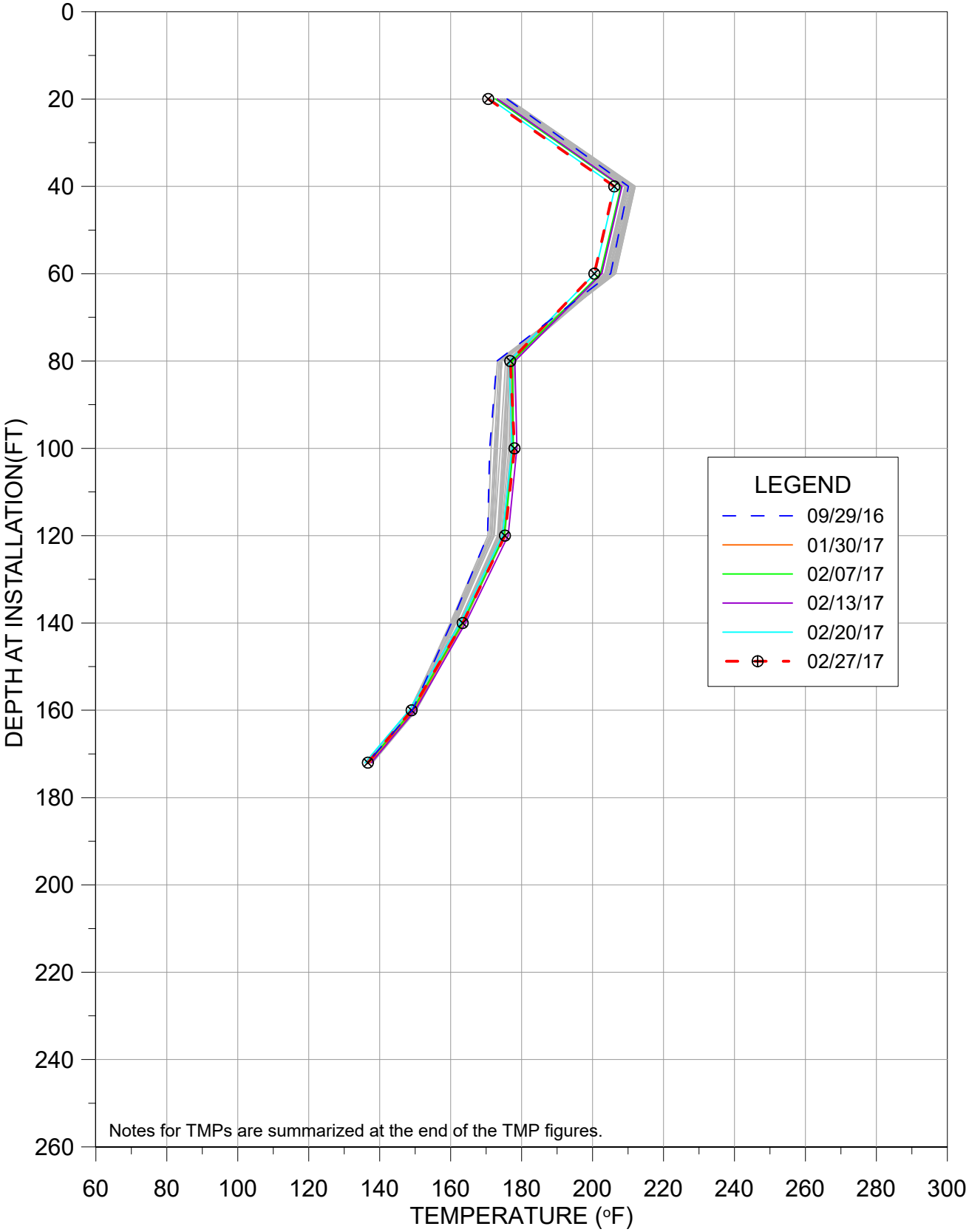

TEMPERATURE VS DEPTH
BRIDGETON LANDFILL

TMP-SPM3

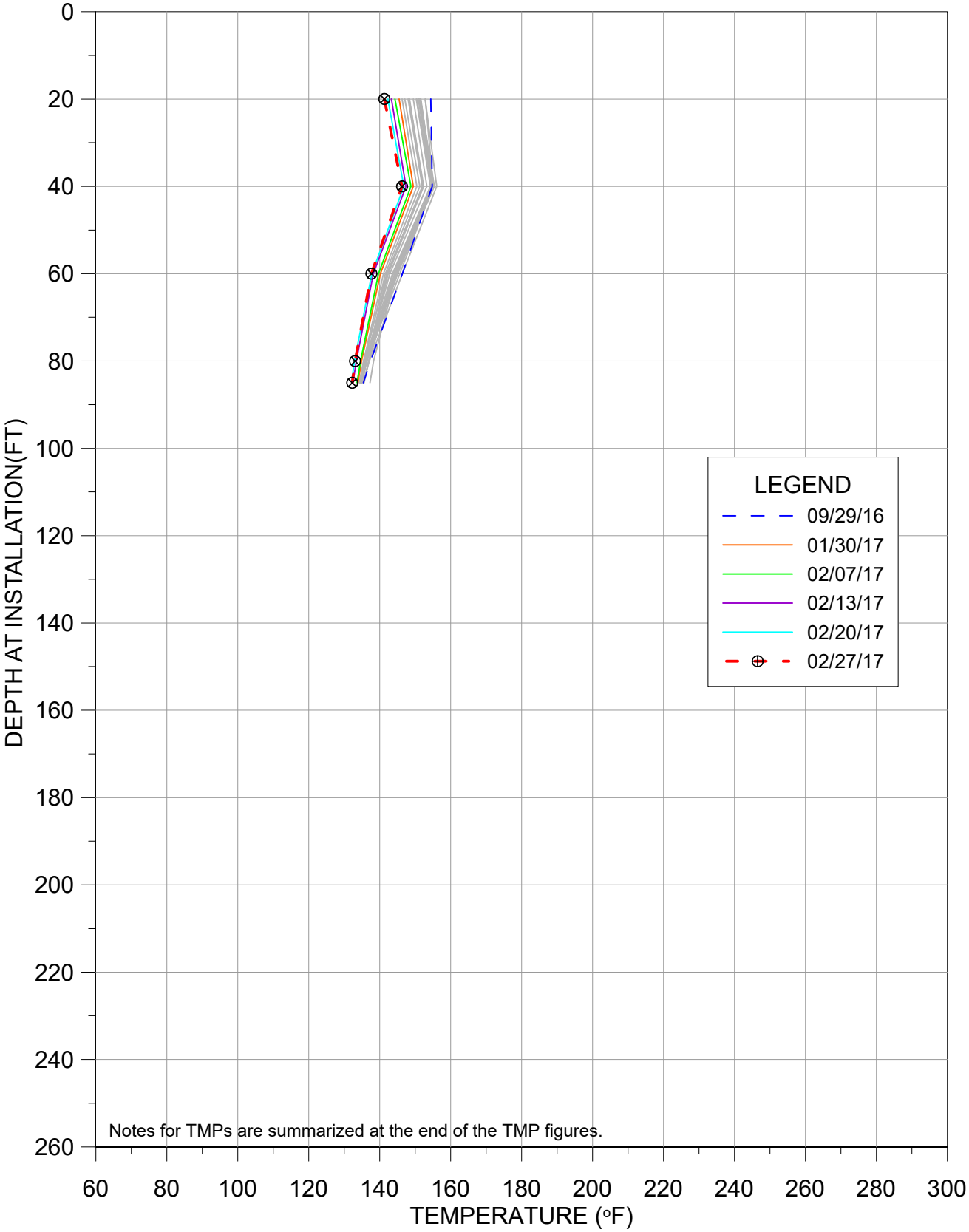

TEMPERATURE VS DEPTH
BRIDGETON LANDFILL

TMP-SPM4

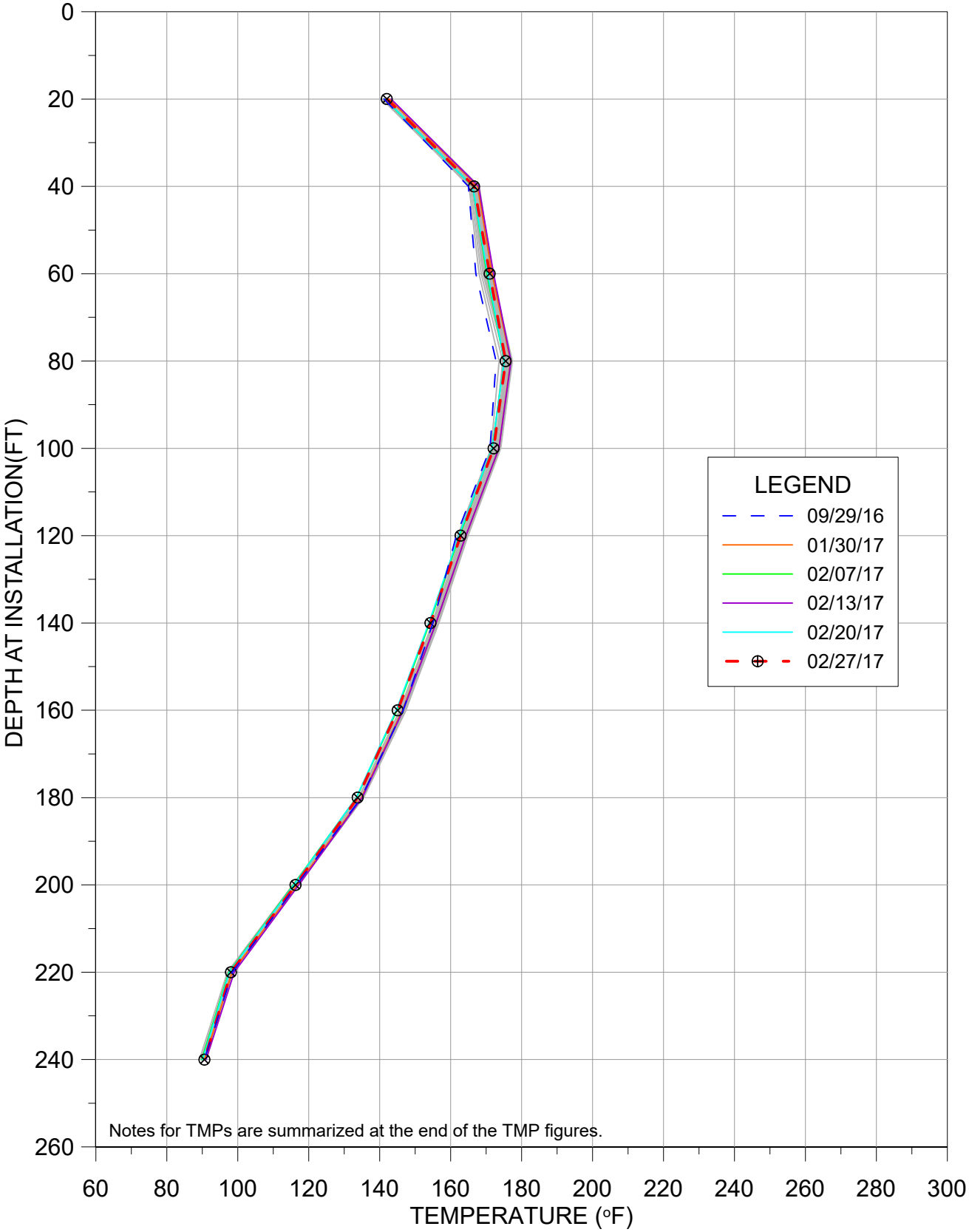

TEMPERATURE VS DEPTH
BRIDGETON LANDFILL

2/27/2017 - SPM

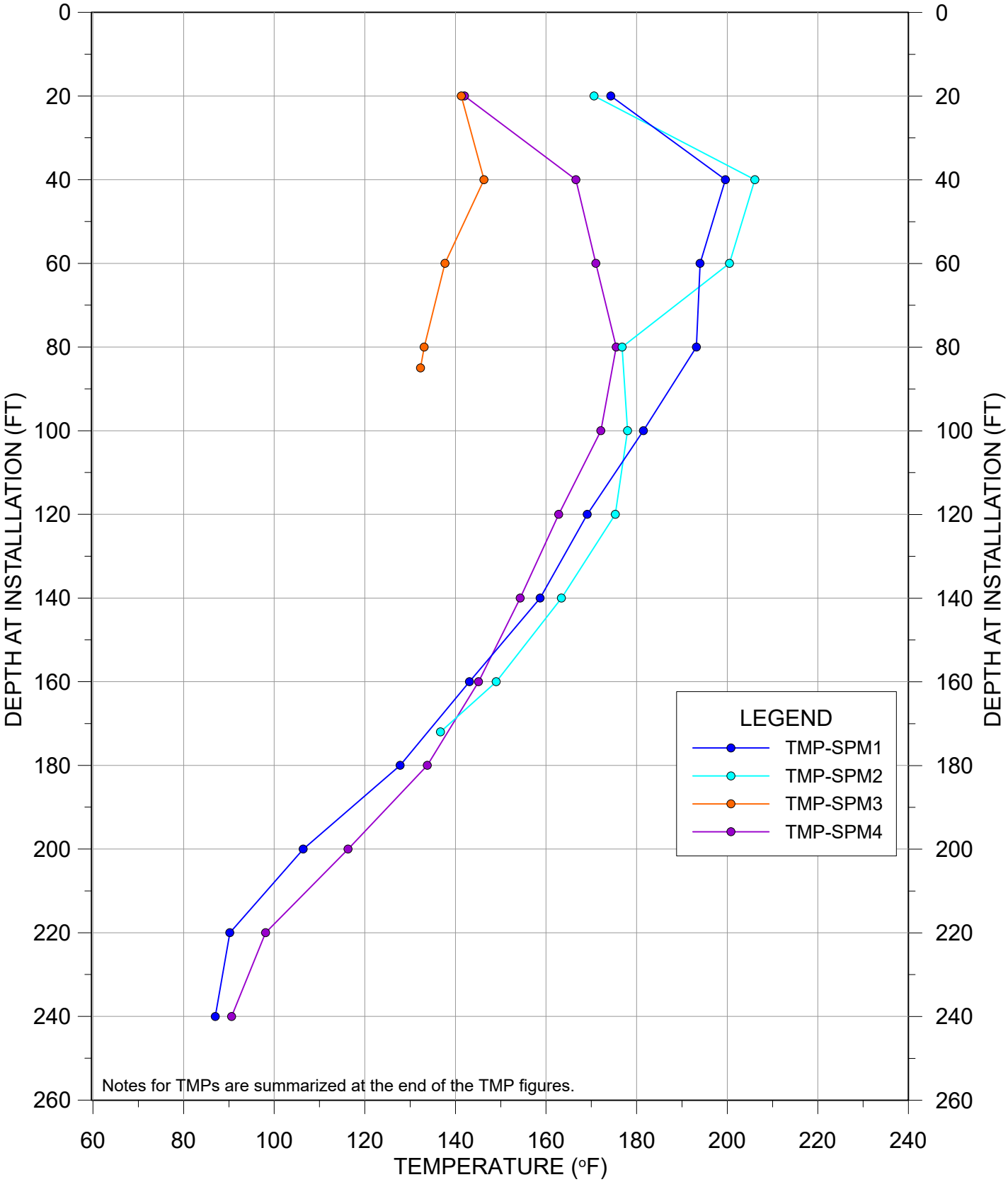

TEMPERATURE VS DEPTH
BRIDGETON LANDFILL

2/27/2017 - SPM

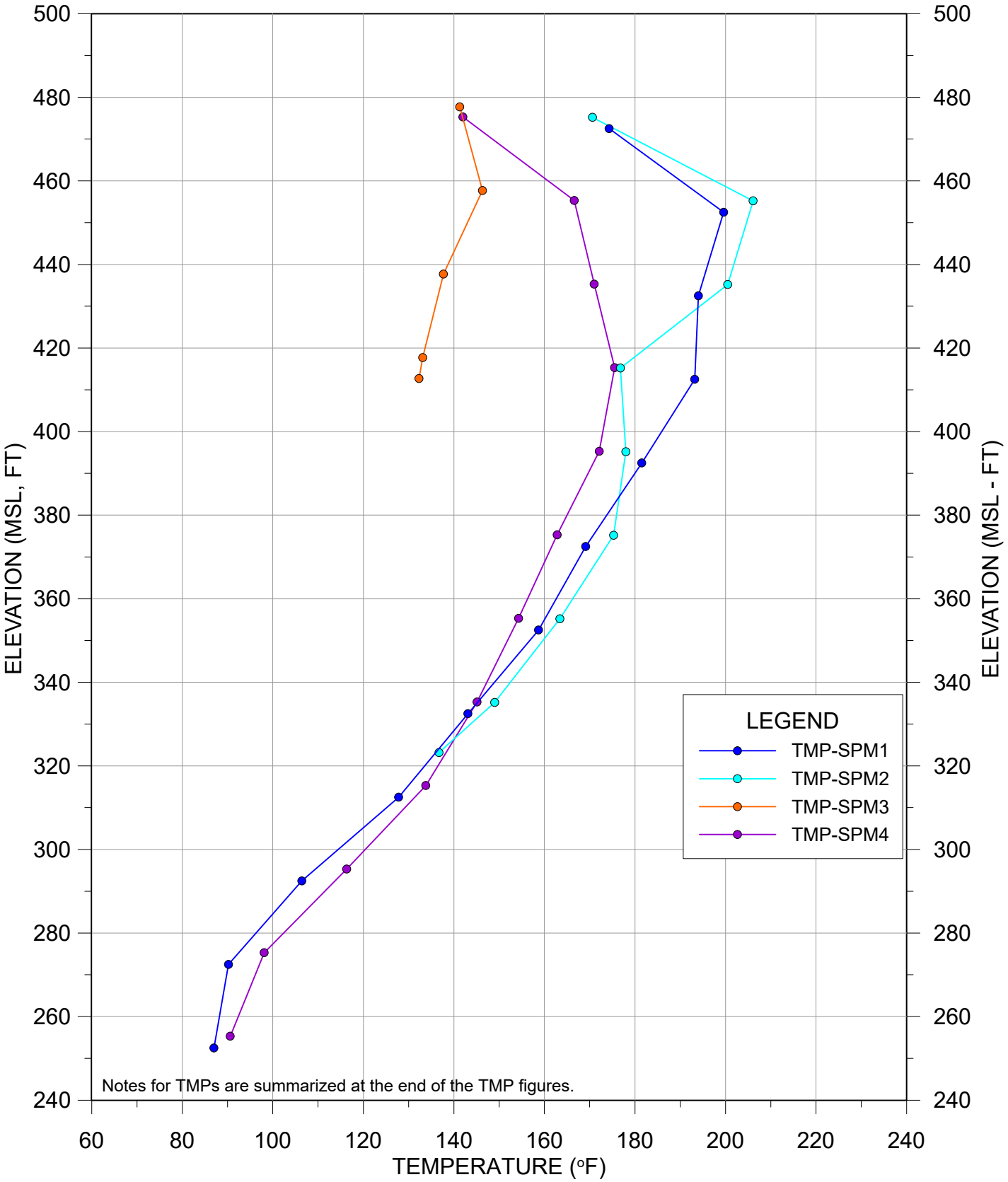

TEMPERATURE VS ELEVATION
BRIDGETON LANDFILL

SPM BRIDGETON LANDFILL NOTES

Notes that are new for the reporting week are in **bold**.

SPM-1: NONE

SPM-2: NONE

SPM-3: NONE

SPM-4: NONE

SPM- TEMP VS DEPTH & DEPTH VS ELEVATION (**02/27/17**)

NONE

Appendix B – Heat Removal Point Measurement Results (February 2017)

Attachment 1 – GIW Locations Raw Flow Meter and Temperature Measurement Results Provided by Instrumentation

Attachment 2 – HEW Locations Raw Flow Meter and Temperature Measurement Results Provided by Instrumentation

Attachment 3 – GIW Locations Field-Measured Temperature and Flow Results

Appendix B - Attachment 1 – GIW Locations Raw Flow Meter and Temperature Measurement Results Provided by Instrumentation

Note: Temperature Results for GIW 3, 4, 6, 7, 9, 10, 11, 12, and 13 must be multiplied by 2.5 to obtain temperature in degrees F

Date/Time	GW2i F	GW2i T	GW2o	GW3i F	GW3i T	GW3o	GW4i F	GW4i T	GW4o	GW5i	GW5o	GW6i F	GW6i T	GW6o
02/01/2017 00:00	7.8	66.72	71.3	6.5	26.61	68.9	8.9	26.45	71.4	66.0	68.6	6.1	26.59	68.0
02/01/2017 00:10	7.8	66.71	71.3	6.5	26.61	68.9	8.9	26.45	71.3	65.9	68.6	6.1	26.57	68.0
02/01/2017 00:20	7.8	66.65	71.3	6.5	26.58	68.8	8.9	26.44	71.4	65.9	68.6	6.1	26.57	67.9
02/01/2017 00:30	7.8	66.54	71.3	6.5	26.54	68.7	8.9	26.38	71.3	65.8	68.5	6.1	26.54	67.9
02/01/2017 00:40	7.8	66.44	71.1	6.5	26.50	68.6	8.9	26.34	71.3	65.7	68.4	6.1	26.49	67.7
02/01/2017 00:50	7.8	66.33	71.1	6.5	26.45	68.5	8.9	26.31	71.2	65.6	68.3	6.1	26.43	67.7
02/01/2017 01:00	7.8	66.27	71.1	6.5	26.44	68.5	8.9	26.28	71.1	65.5	68.2	6.1	26.41	67.5
02/01/2017 01:10	7.8	66.15	71.0	6.5	26.39	68.3	8.9	26.23	71.1	65.4	68.2	6.1	26.38	67.5
02/01/2017 01:20	7.8	66.05	71.0	6.5	26.36	68.2	8.9	26.21	71.0	65.3	68.1	6.1	26.33	67.4
02/01/2017 01:30	7.8	65.92	70.8	6.5	26.29	68.1	8.9	26.14	70.9	65.2	68.0	6.1	26.27	67.3
02/01/2017 01:40	7.8	65.87	70.8	6.5	26.28	68.0	8.9	26.12	70.9	65.1	67.9	6.1	26.25	67.2
02/01/2017 01:50	7.8	65.72	70.8	6.5	26.23	68.0	8.9	26.07	70.8	65.0	67.8	6.1	26.21	67.2
02/01/2017 02:00	7.8	65.61	70.7	6.5	26.17	67.8	8.9	26.02	70.7	64.9	67.7	6.1	26.16	67.0
02/01/2017 02:10	7.8	65.52	70.6	6.5	26.13	67.7	8.9	25.97	70.6	64.7	67.6	6.1	26.10	66.9
02/01/2017 02:20	7.8	65.49	70.5	6.5	26.13	67.7	8.9	25.98	70.6	64.7	67.5	6.1	26.11	66.8
02/01/2017 02:30	7.8	65.42	70.5	6.5	26.09	67.6	8.9	25.93	70.5	64.7	67.5	6.1	26.09	66.8
02/01/2017 02:40	7.8	65.34	70.5	6.5	26.08	67.6	8.9	25.93	70.5	64.6	67.5	6.1	26.06	66.8
02/01/2017 02:50	7.8	65.33	70.4	6.5	26.07	67.6	8.9	25.93	70.5	64.6	67.5	6.1	26.05	66.8
02/01/2017 03:00	7.8	65.33	70.4	6.5	26.06	67.6	8.9	25.92	70.5	64.6	67.5	6.1	26.04	66.7
02/01/2017 03:10	7.8	65.33	70.4	6.5	26.05	67.5	8.9	25.91	70.5	64.5	67.4	6.1	26.04	66.7
02/01/2017 03:20	7.8	65.33	70.4	6.5	26.05	67.5	8.9	25.89	70.5	64.6	67.3	6.1	26.03	66.7
02/01/2017 03:30	7.8	65.31	70.3	6.5	26.05	67.5	8.9	25.89	70.4	64.5	67.4	6.1	26.02	66.7
02/01/2017 03:40	7.8	65.23	70.3	6.5	26.02	67.4	8.9	25.88	70.4	64.5	67.3	6.1	26.01	66.6
02/01/2017 03:50	7.8	65.26	70.3	6.5	26.02	67.4	8.9	25.89	70.4	64.4	67.3	6.1	26.01	66.6
02/01/2017 04:00	7.8	65.31	70.3	6.5	26.05	67.5	8.9	25.89	70.4	64.5	67.2	6.1	26.01	66.6
02/01/2017 04:10	7.8	65.30	70.3	6.5	26.04	67.4	8.9	25.89	70.4	64.5	67.3	6.1	26.02	66.6
02/01/2017 04:20	7.8	65.24	70.3	6.5	26.02	67.4	8.9	25.89	70.4	64.4	67.3	6.1	26.01	66.6
02/01/2017 04:30	7.8	65.20	70.2	6.5	26.00	67.4	8.9	25.85	70.4	64.4	67.2	6.1	25.98	66.5
02/01/2017 04:40	7.8	65.08	70.2	6.5	25.95	67.2	8.9	25.81	70.3	64.3	67.0	6.1	25.93	66.4
02/01/2017 04:50	7.8	64.93	70.1	6.5	25.90	67.0	8.9	25.75	70.2	64.1	67.0	6.1	25.88	66.3
02/01/2017 05:00	7.8	64.88	70.0	6.5	25.88	67.0	8.9	25.73	70.1	64.0	66.8	6.1	25.85	66.2
02/01/2017 05:10	7.8	64.79	70.0	6.5	25.85	66.9	8.9	25.69	70.0	64.0	66.8	6.1	25.81	66.2
02/01/2017 05:20	7.8	64.72	69.9	6.5	25.82	66.8	8.9	25.66	70.0	63.9	66.8	6.1	25.80	66.1
02/01/2017 05:30	7.8	64.65	69.9	6.5	25.79	66.8	8.9	25.65	70.0	63.8	66.7	6.1	25.77	66.1
02/01/2017 05:40	7.8	64.62	69.8	6.5	25.76	66.8	8.9	25.62	70.0	63.8	66.7	6.1	25.74	66.0

Date/Time	GW2i F	GW2i T	GW2o	GW3i F	GW3i T	GW3o	GW4i F	GW4i T	GW4o	GW5i	GW5o	GW6i F	GW6i T	GW6o
02/01/2017 05:50	7.8	64.50	69.8	6.5	25.73	66.7	8.9	25.59	69.9	63.7	66.6	6.1	25.71	65.9
02/01/2017 06:00	7.8	64.44	69.7	6.5	25.71	66.6	8.9	25.56	69.9	63.6	66.5	6.1	25.69	65.8
02/01/2017 06:10	7.8	64.37	69.7	6.5	25.69	66.6	8.9	25.53	69.8	63.6	66.4	6.1	25.66	65.8
02/01/2017 06:20	7.8	64.33	69.6	6.5	25.65	66.5	8.9	25.52	69.7	63.5	66.4	6.2	25.64	65.8
02/01/2017 06:30	7.8	64.33	69.6	6.5	25.65	66.4	8.9	25.50	69.7	63.5	66.4	6.2	25.63	65.7
02/01/2017 06:40	7.8	64.33	69.6	6.5	25.65	66.4	8.9	25.49	69.7	63.5	66.4	6.1	25.62	65.7
02/01/2017 06:50	7.8	64.33	69.6	6.5	25.65	66.5	8.9	25.50	69.7	63.5	66.4	6.2	25.63	65.7
02/01/2017 07:00	7.8	64.33	69.6	6.5	25.65	66.4	8.9	25.50	69.7	63.5	66.4	6.2	25.64	65.7
02/01/2017 07:10	7.8	64.31	69.5	6.6	25.65	66.4	8.9	25.49	69.7	63.5	66.4	6.2	25.63	65.7
02/01/2017 07:20	7.8	64.23	69.5	6.8	25.63	66.3	8.9	25.49	69.7	63.5	66.3	6.1	25.61	65.7
02/01/2017 07:30	7.8	64.27	69.5	6.8	25.65	66.3	8.9	25.49	69.7	63.5	66.3	6.1	25.61	65.7
02/01/2017 07:40	7.8	64.24	69.5	6.8	25.62	66.3	8.9	25.49	69.6	63.5	66.3	6.1	25.61	65.7
02/01/2017 07:50	7.8	64.22	69.5	6.8	25.61	66.3	8.9	25.48	69.6	63.4	66.3	6.1	25.61	65.6
02/01/2017 08:00	7.8	64.26	69.5	6.8	25.63	66.3	8.9	25.49	69.6	63.4	66.3	6.1	25.62	65.7
02/01/2017 08:10	7.8	64.33	69.5	6.8	25.65	66.4	8.9	25.52	69.6	63.5	66.4	6.1	25.65	65.7
02/01/2017 08:20	7.8	64.33	69.5	6.8	25.67	66.3	8.9	25.53	69.6	63.5	66.4	6.1	25.65	65.7
02/01/2017 08:30	7.8	64.36	69.6	6.8	25.70	66.5	8.9	25.54	69.7	63.6	66.5	6.1	25.68	65.8
02/01/2017 08:40	7.8	64.45	69.6	6.8	25.73	66.6	8.9	25.57	69.7	63.7	66.5	6.1	25.72	65.9
02/01/2017 08:50	7.8	64.53	69.5	6.8	25.75	66.6	8.9	25.61	69.7	63.7	66.6	6.1	25.73	65.9
02/01/2017 09:00	7.8	64.53	69.6	6.8	25.75	66.6	8.9	25.61	69.7	63.8	66.6	6.1	25.73	66.0
02/01/2017 09:10	7.8	64.61	69.6	6.8	25.78	66.7	8.9	25.65	69.7	63.8	66.6	6.1	25.77	66.0
02/01/2017 09:20	7.8	64.66	69.7	6.8	25.82	66.8	8.9	25.66	69.8	63.9	66.7	6.1	25.80	66.1
02/01/2017 09:30	7.8	64.80	69.7	6.8	25.88	66.8	8.9	25.72	69.8	64.0	66.8	6.1	25.85	66.1
02/01/2017 09:40	7.8	64.91	69.7	6.8	25.89	67.0	8.9	25.77	69.9	64.2	66.9	6.1	25.89	66.2
02/01/2017 09:50	7.8	64.94	69.8	6.8	25.93	67.0	8.9	25.80	70.0	64.2	67.0	6.1	25.92	66.3
02/01/2017 10:00	7.8	64.99	69.8	6.8	25.96	67.0	8.9	25.82	70.0	64.3	67.0	6.1	25.93	66.4
02/01/2017 10:10	7.8	65.09	69.9	6.8	25.99	67.1	8.9	25.86	70.1	64.5	67.1	6.1	25.98	66.4
02/01/2017 10:20	7.8	65.12	69.9	6.8	26.00	67.2	8.9	25.86	70.0	64.5	67.1	6.1	25.98	66.5
02/01/2017 10:30	7.8	65.17	69.9	6.8	26.01	67.2	8.9	25.88	70.1	64.5	67.1	6.1	26.00	66.5
02/01/2017 10:40	7.8	65.14	70.0	6.8	26.01	67.2	8.9	25.89	70.1	64.6	67.2	6.1	26.01	66.5
02/01/2017 10:50	7.8	65.19	69.9	6.8	26.03	67.2	8.9	25.90	70.1	64.6	67.3	6.1	26.01	66.6
02/01/2017 11:00	7.8	65.28	70.0	6.8	26.07	67.3	8.9	25.94	70.2	64.7	67.3	6.1	26.06	66.6
02/01/2017 11:10	7.8	65.33	70.0	6.7	26.10	67.4	8.9	25.96	70.3	64.7	67.4	6.1	26.09	66.7
02/01/2017 11:20	7.8	65.39	70.0	6.7	26.12	67.4	8.9	25.99	70.3	64.8	67.5	6.1	26.11	66.7
02/01/2017 11:30	7.8	65.55	70.1	6.7	26.18	67.6	8.9	26.06	70.3	64.9	67.6	6.1	26.18	66.9

Date/Time	GW2i F	GW2i T	GW2o	GW3i F	GW3i T	GW3o	GW4i F	GW4i T	GW4o	GW5i	GW5o	GW6i F	GW6i T	GW6o
02/01/2017 11:40	7.8	65.65	70.2	6.7	26.24	67.8	8.9	26.12	70.4	65.2	67.8	6.1	26.23	67.0
02/01/2017 11:50	7.8	65.76	70.3	6.8	26.30	67.9	8.9	26.18	70.5	65.2	67.8	6.1	26.29	67.1
02/01/2017 12:00	7.8	65.86	70.3	6.8	26.32	68.0	8.9	26.21	70.5	65.3	67.9	6.1	26.31	67.2
02/01/2017 12:10	7.8	66.01	70.4	6.7	26.40	68.3	8.9	26.27	70.6	65.6	68.0	6.1	26.38	67.4
02/01/2017 12:20	7.8	66.17	70.5	6.7	26.45	68.4	8.9	26.33	70.7	65.7	68.3	6.1	26.45	67.5
02/01/2017 12:30	7.8	66.31	70.6	6.7	26.50	68.6	8.9	26.38	70.8	65.9	68.3	6.1	26.49	67.6
02/01/2017 12:40	7.8	66.55	70.7	6.7	26.62	68.8	8.9	26.52	70.9	66.2	68.6	6.1	26.63	67.8
02/01/2017 12:50	7.8	66.81	70.8	6.7	26.74	69.1	8.9	26.64	71.2	66.6	68.9	6.1	26.75	68.1
02/01/2017 13:00	7.8	67.17	71.0	6.7	26.86	69.5	8.9	26.78	71.4	66.9	69.3	6.1	26.89	68.5
02/01/2017 13:10	7.7	67.05	71.1	6.7	26.79	69.6	8.9	26.69	71.4	66.7	69.3	6.1	26.80	68.4
02/01/2017 13:20	7.8	67.00	71.1	6.7	26.78	69.4	8.9	26.65	71.4	66.5	69.0	6.1	26.77	68.3
02/01/2017 13:30	7.8	66.98	71.1	6.7	26.76	69.4	8.9	26.64	71.3	66.4	69.0	6.1	26.76	68.3
02/01/2017 13:40	7.8	66.93	71.1	6.7	26.73	69.3	8.9	26.61	71.3	66.3	68.9	6.1	26.73	68.2
02/01/2017 13:50	7.8	66.85	71.0	6.7	26.71	69.1	8.9	26.58	71.3	66.3	68.9	6.1	26.70	68.2
02/01/2017 14:00	7.8	66.78	71.0	6.7	26.68	69.1	8.9	26.56	71.2	66.2	68.8	6.1	26.68	68.1
02/01/2017 14:10	7.8	66.75	71.0	6.7	26.67	69.1	8.9	26.53	71.2	66.2	68.8	6.1	26.65	68.1
02/01/2017 14:20	7.8	66.75	71.0	6.7	26.65	69.0	8.9	26.52	71.2	66.1	68.7	6.1	26.64	68.0
02/01/2017 14:30	7.8	66.72	71.0	6.7	26.62	69.0	8.9	26.48	71.2	66.1	68.7	6.1	26.61	68.0
02/01/2017 14:40	7.8	66.69	71.0	6.7	26.61	68.9	8.9	26.46	71.0	66.0	68.6	6.1	26.59	67.9
02/01/2017 14:50	7.8	66.64	70.9	6.7	26.59	68.8	8.9	26.45	71.1	66.0	68.5	6.1	26.57	67.9
02/01/2017 15:00	7.8	66.62	70.9	6.7	26.58	68.8	8.9	26.45	71.0	65.9	68.5	6.1	26.57	67.8
02/01/2017 15:10	7.8	66.54	70.9	6.7	26.57	68.8	8.9	26.43	71.1	66.0	68.5	6.1	26.55	67.8
02/01/2017 15:20	7.8	66.49	70.9	6.7	26.54	68.7	8.9	26.40	71.0	65.8	68.5	6.1	26.52	67.8
02/01/2017 15:30	7.8	66.40	70.9	6.7	26.51	68.6	8.9	26.36	71.0	65.7	68.4	6.1	26.49	67.7
02/01/2017 15:40	7.8	66.34	70.8	6.7	26.48	68.6	8.9	26.33	70.9	65.7	68.3	6.1	26.45	67.6
02/01/2017 15:50	7.8	66.32	70.8	6.7	26.46	68.5	8.9	26.32	70.9	65.6	68.3	6.1	26.44	67.6
02/01/2017 16:00	7.8	66.25	70.7	6.7	26.44	68.4	8.9	26.29	70.9	65.5	68.2	6.1	26.41	67.5
02/01/2017 16:10	7.8	66.13	70.7	6.7	26.41	68.4	8.9	26.25	70.9	65.4	68.2	6.1	26.38	67.5
02/01/2017 16:20	7.8	66.07	70.7	6.7	26.37	68.2	8.9	26.23	70.8	65.4	68.0	6.1	26.36	67.4
02/01/2017 16:30	7.8	65.96	70.6	6.7	26.33	68.1	8.9	26.20	70.7	65.2	67.9	6.1	26.32	67.3
02/01/2017 16:40	7.8	65.85	70.5	6.7	26.29	67.9	8.9	26.14	70.7	65.1	67.9	6.1	26.27	67.2
02/01/2017 16:50	7.8	65.72	70.5	6.7	26.25	67.8	8.9	26.10	70.7	65.0	67.8	6.1	26.23	67.1
02/01/2017 17:00	7.8	65.63	70.4	6.7	26.19	67.7	8.9	26.06	70.6	64.9	67.6	6.1	26.18	67.0
02/01/2017 17:10	7.8	65.57	70.3	6.7	26.16	67.5	8.9	26.02	70.5	64.8	67.5	6.1	26.16	66.9
02/01/2017 17:20	7.8	65.39	70.3	6.7	26.11	67.4	8.9	25.95	70.5	64.7	67.4	6.1	26.08	66.8

Date/Time	GW2i F	GW2i T	GW2o	GW3i F	GW3i T	GW3o	GW4i F	GW4i T	GW4o	GW5i	GW5o	GW6i F	GW6i T	GW6o
02/01/2017 17:30	7.8	65.27	70.2	6.8	26.04	67.3	8.9	25.91	70.3	64.5	67.3	6.1	26.03	66.7
02/01/2017 17:40	7.8	65.19	70.1	6.8	26.01	67.2	8.9	25.87	70.3	64.4	67.2	6.1	26.01	66.6
02/01/2017 17:50	7.8	65.13	70.0	6.7	25.99	67.1	8.9	25.84	70.2	64.3	67.1	6.1	25.98	66.5
02/01/2017 18:00	7.8	65.02	70.0	6.7	25.96	67.0	8.9	25.81	70.2	64.3	67.1	6.1	25.96	66.4
02/01/2017 18:10	7.8	64.94	69.9	6.7	25.90	66.9	8.9	25.77	70.1	64.1	67.0	6.1	25.90	66.4
02/01/2017 18:20	7.8	64.84	69.9	6.8	25.88	66.7	8.9	25.72	70.1	64.0	66.9	6.1	25.87	66.3
02/01/2017 18:30	7.8	64.73	69.9	6.8	25.84	66.6	8.9	25.68	70.0	63.9	66.8	6.1	25.83	66.2
02/01/2017 18:40	7.8	64.63	69.8	6.7	25.80	66.6	8.9	25.65	69.9	63.8	66.7	6.1	25.78	66.1
02/01/2017 18:50	7.8	64.58	69.7	6.8	25.77	66.5	8.9	25.62	69.9	63.8	66.7	6.1	25.75	66.0
02/01/2017 19:00	7.8	64.52	69.7	6.8	25.73	66.4	8.9	25.60	69.8	63.7	66.6	6.1	25.73	66.0
02/01/2017 19:10	7.8	64.41	69.7	6.8	25.70	66.3	8.9	25.54	69.7	63.6	66.5	6.1	25.68	65.9
02/01/2017 19:20	7.8	64.33	69.5	6.8	25.66	66.2	8.9	25.53	69.7	63.5	66.3	6.1	25.66	65.7
02/01/2017 19:30	7.8	64.29	69.6	6.8	25.64	66.2	8.9	25.50	69.7	63.4	66.3	6.1	25.63	65.7
02/01/2017 19:40	7.8	64.22	69.5	6.8	25.61	66.1	8.9	25.48	69.6	63.4	66.3	6.1	25.61	65.7
02/01/2017 19:50	7.8	64.15	69.5	6.8	25.60	66.1	8.9	25.44	69.6	63.3	66.2	6.1	25.59	65.6
02/01/2017 20:00	7.8	64.11	69.5	6.8	25.57	66.0	8.9	25.41	69.6	63.2	66.1	6.1	25.57	65.6
02/01/2017 20:10	7.8	64.03	69.4	6.8	25.56	65.9	8.9	25.39	69.5	63.2	66.1	6.1	25.54	65.5
02/01/2017 20:20	7.8	63.94	69.3	6.8	25.50	65.8	8.9	25.36	69.4	63.1	66.1	6.1	25.50	65.4
02/01/2017 20:30	7.8	63.84	69.2	6.8	25.48	65.7	8.9	25.33	69.4	63.0	66.0	6.1	25.45	65.3
02/01/2017 20:40	7.8	63.80	69.2	6.8	25.45	65.7	8.9	25.31	69.3	62.9	65.9	6.1	25.43	65.2
02/01/2017 20:50	7.8	63.66	69.1	6.8	25.39	65.4	8.9	25.25	69.3	62.8	65.7	6.1	25.37	65.1
02/01/2017 21:00	7.8	63.53	69.1	6.8	25.36	65.3	8.9	25.21	69.2	62.7	65.7	6.1	25.33	65.0
02/01/2017 21:10	7.8	63.44	69.0	6.8	25.31	65.3	8.9	25.17	69.1	62.6	65.5	6.1	25.30	64.9
02/01/2017 21:20	7.8	63.31	68.9	6.8	25.27	65.1	8.9	25.12	69.0	62.5	65.4	6.1	25.25	64.8
02/01/2017 21:30	7.8	63.14	68.8	6.8	25.18	64.9	8.9	25.05	68.9	62.3	65.3	6.2	25.17	64.6
02/01/2017 21:40	7.8	62.89	68.6	6.8	25.09	64.7	8.9	24.95	68.8	62.0	65.0	6.2	25.07	64.4
02/01/2017 21:50	7.8	62.65	68.5	6.8	24.99	64.4	8.9	24.84	68.7	61.8	64.8	6.2	24.96	64.1
02/01/2017 22:00	7.8	62.43	68.3	6.8	24.90	64.2	8.9	24.75	68.5	61.6	64.6	6.2	24.88	63.9
02/01/2017 22:10	7.8	62.27	68.2	6.8	24.83	64.0	8.9	24.68	68.3	61.3	64.4	6.2	24.81	63.7
02/01/2017 22:20	7.8	62.10	68.1	6.8	24.77	63.9	8.9	24.61	68.2	61.2	64.3	6.2	24.75	63.6
02/01/2017 22:30	7.8	61.90	68.0	6.8	24.69	63.7	8.9	24.55	68.1	61.1	64.2	6.2	24.68	63.4
02/01/2017 22:40	7.8	61.79	67.9	6.8	24.64	63.6	8.9	24.48	68.0	61.0	64.1	6.2	24.64	63.3
02/01/2017 22:50	7.8	61.64	67.7	6.8	24.59	63.5	8.9	24.44	67.9	60.9	64.0	6.2	24.58	63.2
02/01/2017 23:00	7.8	61.54	67.7	6.8	24.55	63.4	8.9	24.40	67.8	60.7	63.9	6.2	24.54	63.1
02/01/2017 23:10	7.8	61.46	67.5	6.8	24.50	63.3	8.9	24.35	67.7	60.6	63.7	6.2	24.49	63.0

Date/Time	GW2i F	GW2i T	GW2o	GW3i F	GW3i T	GW3o	GW4i F	GW4i T	GW4o	GW5i	GW5o	GW6i F	GW6i T	GW6o
02/01/2017 23:20	7.8	61.29	67.5	6.8	24.45	63.2	8.9	24.29	67.6	60.4	63.6	6.2	24.43	62.8
02/01/2017 23:30	7.8	61.18	67.4	6.8	24.40	63.0	8.9	24.24	67.6	60.3	63.5	6.2	24.38	62.7
02/01/2017 23:40	7.8	61.03	67.3	6.8	24.35	62.9	8.9	24.19	67.4	60.1	63.3	6.2	24.32	62.6
02/01/2017 23:50	7.8	60.90	67.2	6.8	24.29	62.7	8.9	24.14	67.4	60.0	63.2	6.2	24.27	62.4
02/02/2017 00:00	7.8	60.74	67.0	6.8	24.23	62.5	8.9	24.07	67.3	59.9	63.1	6.2	24.21	62.3
02/02/2017 00:10	7.8	60.59	66.9	6.8	24.18	62.4	8.9	24.02	67.1	59.7	62.9	6.2	24.16	62.2
02/02/2017 00:20	7.8	60.47	66.8	6.8	24.11	62.3	8.9	23.97	67.0	59.6	62.8	6.2	24.10	62.0
02/02/2017 00:30	7.8	60.34	66.7	6.8	24.08	62.2	8.9	23.91	67.0	59.5	62.6	6.2	24.07	61.9
02/02/2017 00:40	7.8	60.20	66.6	6.8	24.01	62.0	8.9	23.86	66.8	59.3	62.5	6.2	24.00	61.8
02/02/2017 00:50	7.8	60.01	66.5	6.8	23.94	61.9	8.9	23.80	66.7	59.1	62.3	6.2	23.93	61.6
02/02/2017 01:00	7.8	59.85	66.3	6.8	23.87	61.6	8.9	23.73	66.7	58.9	62.3	6.2	23.87	61.5
02/02/2017 01:10	7.8	59.69	66.2	6.8	23.81	61.6	8.9	23.66	66.5	58.8	62.1	6.2	23.80	61.3
02/02/2017 01:20	7.8	59.55	66.2	6.8	23.75	61.4	8.9	23.61	66.4	58.6	62.0	6.2	23.74	61.2
02/02/2017 01:30	7.8	59.38	66.0	6.8	23.67	61.2	8.9	23.54	66.3	58.5	61.7	6.2	23.68	61.1
02/02/2017 01:40	7.8	59.24	65.9	6.8	23.63	61.1	8.9	23.48	66.1	58.3	61.5	6.2	23.61	60.9
02/02/2017 01:50	7.8	59.08	65.8	6.8	23.55	60.9	8.9	23.41	66.1	58.1	61.4	6.2	23.55	60.7
02/02/2017 02:00	7.8	58.89	65.7	6.8	23.48	60.7	8.9	23.33	65.9	58.0	61.2	6.2	23.47	60.5
02/02/2017 02:10	7.8	58.72	65.6	6.8	23.42	60.5	8.9	23.27	65.8	57.8	61.0	6.2	23.41	60.3
02/02/2017 02:20	7.8	58.55	65.5	6.8	23.35	60.3	8.9	23.20	65.7	57.6	60.8	6.2	23.32	60.2
02/02/2017 02:30	7.8	58.32	65.2	6.8	23.26	60.0	8.9	23.12	65.5	57.4	60.7	6.2	23.25	60.0
02/02/2017 02:40	7.8	58.16	65.1	6.8	23.19	60.0	8.9	23.05	65.4	57.2	60.5	6.2	23.17	59.8
02/02/2017 02:50	7.8	57.98	65.0	6.8	23.13	59.8	8.9	22.98	65.3	57.0	60.4	6.2	23.11	59.6
02/02/2017 03:00	7.8	57.84	64.8	6.8	23.07	59.7	8.9	22.92	65.1	56.9	60.3	6.2	23.06	59.5
02/02/2017 03:10	7.8	57.72	64.8	6.8	23.02	59.6	8.9	22.88	65.1	56.8	60.1	6.2	23.00	59.4
02/02/2017 03:20	7.8	57.55	64.7	6.8	22.96	59.5	8.9	22.82	65.0	56.6	60.0	6.2	22.94	59.2
02/02/2017 03:30	7.8	57.46	64.6	6.9	22.91	59.3	8.9	22.77	64.9	56.6	59.9	6.2	22.89	59.1
02/02/2017 03:40	7.8	57.30	64.5	6.8	22.85	59.1	8.9	22.71	64.8	56.4	59.7	6.2	22.85	59.0
02/02/2017 03:50	7.8	57.16	64.4	6.8	22.81	59.0	8.9	22.67	64.6	56.2	59.6	6.2	22.79	58.9
02/02/2017 04:00	7.8	57.12	64.3	6.8	22.78	58.9	8.9	22.64	64.5	56.1	59.6	6.2	22.77	58.7
02/02/2017 04:10	7.8	57.02	64.3	6.9	22.73	58.8	8.9	22.59	64.5	56.1	59.4	6.2	22.73	58.7
02/02/2017 04:20	7.8	56.90	64.1	6.8	22.70	58.7	8.9	22.55	64.4	56.0	59.4	6.2	22.68	58.5
02/02/2017 04:30	7.8	56.79	64.0	6.9	22.64	58.5	8.9	22.49	64.3	55.8	59.2	6.2	22.64	58.4
02/02/2017 04:40	7.8	56.67	64.0	6.9	22.59	58.4	8.9	22.44	64.1	55.8	59.1	6.2	22.58	58.3
02/02/2017 04:50	7.8	56.60	63.8	6.9	22.57	58.3	8.9	22.41	64.1	55.7	59.0	6.2	22.55	58.2
02/02/2017 05:00	7.8	56.50	63.8	6.9	22.53	58.3	8.9	22.39	64.1	55.6	59.0	6.2	22.52	58.2

Date/Time	GW2i F	GW2i T	GW2o	GW3i F	GW3i T	GW3o	GW4i F	GW4i T	GW4o	GW5i	GW5o	GW6i F	GW6i T	GW6o
02/02/2017 05:10	7.8	56.40	63.7	6.9	22.49	58.1	8.9	22.34	64.0	55.5	58.9	6.2	22.49	58.0
02/02/2017 05:20	7.8	56.31	63.6	6.9	22.45	58.1	8.9	22.30	63.9	55.4	58.8	6.2	22.44	57.9
02/02/2017 05:30	7.8	56.20	63.5	6.9	22.41	58.0	8.9	22.27	63.9	55.3	58.7	6.2	22.40	57.9
02/02/2017 05:40	7.8	56.08	63.4	6.9	22.38	57.9	8.9	22.23	63.7	55.1	58.6	6.2	22.36	57.8
02/02/2017 05:50	7.9	56.00	63.3	6.9	22.33	57.8	8.9	22.18	63.6	55.1	58.5	6.3	22.32	57.7
02/02/2017 06:00	7.8	55.93	63.2	6.9	22.30	57.7	8.9	22.15	63.4	55.0	58.4	6.2	22.29	57.6
02/02/2017 06:10	7.8	55.91	63.1	6.9	22.29	57.6	8.9	22.13	63.5	54.9	58.4	6.3	22.29	57.5
02/02/2017 06:20	7.8	55.85	63.2	6.9	22.29	57.6	8.9	22.13	63.5	54.9	58.4	6.3	22.29	57.5
02/02/2017 06:30	7.8	55.84	63.1	6.9	22.29	57.7	8.9	22.13	63.4	55.0	58.4	6.3	22.28	57.5
02/02/2017 06:40	7.8	55.84	63.1	6.9	22.29	57.7	8.9	22.13	63.4	54.9	58.3	6.2	22.27	57.5
02/02/2017 06:50	7.8	55.86	63.1	6.9	22.29	57.6	8.9	22.13	63.4	55.0	58.3	6.3	22.28	57.5
02/02/2017 07:00	7.8	55.84	63.1	6.9	22.27	57.6	8.9	22.11	63.4	54.9	58.4	6.2	22.26	57.5
02/02/2017 07:10	7.9	55.76	62.9	6.9	22.24	57.6	8.9	22.09	63.3	54.9	58.3	6.3	22.23	57.4
02/02/2017 07:20	7.8	55.76	62.9	6.9	22.23	57.6	8.9	22.09	63.2	54.9	58.2	6.3	22.21	57.4
02/02/2017 07:30	7.8	55.79	62.9	6.9	22.25	57.6	8.9	22.09	63.2	54.9	58.2	6.3	22.22	57.4
02/02/2017 07:40	7.8	55.76	62.9	6.9	22.23	57.6	8.9	22.08	63.2	54.9	58.3	6.3	22.23	57.4
02/02/2017 07:50	7.8	55.77	62.8	6.9	22.24	57.6	8.9	22.09	63.1	54.9	58.2	6.2	22.24	57.4
02/02/2017 08:00	7.8	55.78	62.8	6.9	22.25	57.6	8.9	22.09	63.0	54.9	58.2	6.3	22.23	57.4
02/02/2017 08:10	7.8	55.82	62.8	6.9	22.26	57.6	8.9	22.11	63.1	55.0	58.3	6.3	22.25	57.5
02/02/2017 08:20	7.8	55.84	62.8	6.9	22.27	57.7	8.9	22.13	63.1	55.0	58.3	6.2	22.27	57.5
02/02/2017 08:30	7.8	55.91	62.8	6.9	22.31	57.8	8.9	22.16	63.2	55.1	58.4	6.3	22.31	57.6
02/02/2017 08:40	7.8	55.96	62.8	6.9	22.33	57.9	8.9	22.19	63.2	55.2	58.5	6.2	22.33	57.6
02/02/2017 08:50	7.8	56.01	62.9	6.9	22.36	57.9	8.9	22.22	63.2	55.3	58.5	6.3	22.36	57.7
02/02/2017 09:00	7.8	56.07	62.9	6.9	22.39	58.0	8.9	22.26	63.2	55.3	58.6	6.2	22.39	57.7
02/02/2017 09:10	7.8	56.12	62.9	6.9	22.41	58.1	8.9	22.26	63.3	55.3	58.7	6.2	22.41	57.8
02/02/2017 09:20	7.8	56.18	62.9	6.9	22.43	58.1	8.9	22.30	63.3	55.4	58.7	6.2	22.44	57.9
02/02/2017 09:30	7.8	56.23	62.8	6.9	22.47	58.1	8.9	22.31	63.3	55.5	58.8	6.3	22.46	57.9
02/02/2017 09:40	7.8	56.51	63.0	6.9	22.60	58.5	8.9	22.44	63.4	55.7	58.9	6.2	22.58	58.1
02/02/2017 09:50	7.8	56.58	63.1	6.8	22.62	58.7	8.9	22.48	63.5	56.0	59.2	6.2	22.63	58.3
02/02/2017 10:00	7.8	56.55	63.1	6.9	22.59	58.6	8.9	22.44	63.4	55.8	59.1	6.2	22.59	58.1
02/02/2017 10:10	7.8	56.82	63.1	6.8	22.73	58.9	8.9	22.60	63.6	56.2	59.3	6.2	22.73	58.4
02/02/2017 10:20	7.8	57.06	63.2	6.8	22.84	59.3	8.9	22.70	63.7	56.5	59.6	6.2	22.84	58.7
02/02/2017 10:30	7.8	57.23	63.4	6.8	22.91	59.5	8.9	22.78	63.8	56.7	59.7	6.2	22.91	58.9
02/02/2017 10:40	7.8	57.38	63.5	6.8	22.99	59.8	8.9	22.86	63.9	56.9	60.0	6.2	22.99	59.1
02/02/2017 10:50	7.8	57.55	63.5	6.8	23.05	59.9	8.9	22.93	64.0	57.1	60.2	6.2	23.04	59.2

Date/Time	GW2i F	GW2i T	GW2o	GW3i F	GW3i T	GW3o	GW4i F	GW4i T	GW4o	GW5i	GW5o	GW6i F	GW6i T	GW6o
02/02/2017 11:00	7.8	57.58	63.6	6.8	23.05	60.1	8.9	22.93	64.0	57.1	60.3	6.2	23.07	59.4
02/02/2017 11:10	7.8	57.58	63.6	6.8	23.02	60.0	8.9	22.90	64.1	57.0	60.1	6.2	23.05	59.3
02/02/2017 11:20	7.8	57.77	63.6	6.8	23.13	60.1	8.9	23.01	64.2	57.2	60.2	6.2	23.12	59.4
02/02/2017 11:30	7.8	58.03	63.9	6.8	23.23	60.4	8.9	23.12	64.2	57.5	60.6	6.2	23.26	59.7
02/02/2017 11:40	7.8	58.22	64.0	6.8	23.32	60.7	8.9	23.21	64.5	57.8	60.8	6.2	23.36	59.9
02/02/2017 11:50	7.8	58.45	64.0	6.8	23.41	61.0	8.9	23.30	64.5	58.1	61.0	6.2	23.43	60.1
02/02/2017 12:00	7.8	58.58	64.1	6.8	23.47	61.3	8.9	23.37	64.7	58.2	61.1	6.2	23.50	60.3
02/02/2017 12:10	7.8	58.81	64.2	6.8	23.54	61.5	8.9	23.45	64.7	58.4	61.3	6.2	23.57	60.5
02/02/2017 12:20	7.8	59.02	64.4	6.8	23.61	61.8	8.9	23.53	64.9	58.6	61.5	6.2	23.65	60.6
02/02/2017 12:30	7.8	59.17	64.5	6.8	23.67	62.0	8.9	23.60	65.0	58.8	61.8	6.2	23.73	60.8
02/02/2017 12:40	7.8	59.36	64.6	6.8	23.75	62.1	8.9	23.68	65.2	59.1	61.9	6.2	23.82	61.0
02/02/2017 12:50	7.8	59.52	64.6	6.8	23.80	62.3	8.9	23.73	65.2	59.1	62.1	6.2	23.86	61.0
02/02/2017 13:00	7.8	59.70	64.8	6.8	23.88	62.5	8.9	23.80	65.2	59.4	62.2	6.2	23.93	61.3
02/02/2017 13:10	7.8	59.82	64.9	6.8	23.94	62.6	8.9	23.86	65.4	59.6	62.4	6.2	23.99	61.4
02/02/2017 13:20	7.8	59.98	65.0	6.8	24.00	62.9	8.9	23.91	65.4	59.7	62.6	6.2	24.05	61.6
02/02/2017 13:30	7.8	60.20	65.1	6.8	24.08	63.0	8.9	23.99	65.6	59.9	62.7	6.2	24.13	61.8
02/02/2017 13:40	7.8	60.36	65.2	6.8	24.14	63.2	8.9	24.05	65.7	60.0	62.8	6.2	24.19	61.9
02/02/2017 13:50	7.8	60.52	65.3	6.8	24.23	63.4	8.9	24.14	65.8	60.2	63.0	6.2	24.27	62.1
02/02/2017 14:00	7.8	60.62	65.4	6.8	24.26	63.5	8.9	24.17	65.9	60.3	63.1	6.2	24.30	62.2
02/02/2017 14:10	7.8	60.77	65.5	6.8	24.30	63.6	8.9	24.21	65.9	60.4	63.2	6.2	24.36	62.3
02/02/2017 14:20	7.8	60.88	65.6	6.8	24.35	63.7	8.9	24.27	66.0	60.5	63.4	6.2	24.40	62.4
02/02/2017 14:30	7.8	60.93	65.6	6.8	24.36	63.8	8.9	24.26	66.0	60.5	63.4	6.2	24.41	62.5
02/02/2017 14:40	7.8	61.07	65.7	6.8	24.42	64.0	8.9	24.31	66.2	60.7	63.5	6.2	24.47	62.6
02/02/2017 14:50	7.8	61.07	65.8	6.8	24.42	63.9	8.9	24.31	66.2	60.7	63.6	6.2	24.48	62.7
02/02/2017 15:00	7.8	61.12	65.7	6.8	24.43	63.9	8.9	24.32	66.2	60.7	63.5	6.2	24.48	62.6
02/02/2017 15:10	7.8	61.17	65.8	6.8	24.45	63.8	8.9	24.35	66.2	60.7	63.6	6.2	24.49	62.6
02/02/2017 15:20	7.8	61.13	65.8	6.8	24.43	63.8	8.9	24.31	66.3	60.6	63.5	6.2	24.45	62.6
02/02/2017 15:30	7.8	61.15	65.8	6.8	24.43	63.9	8.9	24.32	66.2	60.6	63.5	6.2	24.47	62.6
02/02/2017 15:40	7.8	61.13	65.8	6.8	24.42	63.9	8.9	24.31	66.2	60.6	63.5	6.2	24.45	62.6
02/02/2017 15:50	7.8	60.98	65.8	6.8	24.36	63.8	8.9	24.24	66.2	60.4	63.3	6.2	24.38	62.5
02/02/2017 16:00	7.8	60.90	65.7	6.8	24.32	63.6	8.9	24.20	66.1	60.2	63.3	6.2	24.34	62.4
02/02/2017 16:10	7.8	60.76	65.7	6.8	24.26	63.4	8.9	24.14	66.1	60.1	63.1	6.1	24.28	62.3
02/02/2017 16:20	7.8	60.70	65.7	6.8	24.23	63.4	8.9	24.11	66.1	60.0	63.0	6.1	24.24	62.2
02/02/2017 16:30	7.8	60.63	65.6	6.8	24.21	63.2	8.9	24.07	65.9	60.0	62.9	6.1	24.20	62.1
02/02/2017 16:40	7.8	60.54	65.6	6.8	24.18	63.1	8.9	24.02	66.0	59.8	62.8	6.1	24.16	62.0

Date/Time	GW2i F	GW2i T	GW2o	GW3i F	GW3i T	GW3o	GW4i F	GW4i T	GW4o	GW5i	GW5o	GW6i F	GW6i T	GW6o
02/02/2017 16:50	7.8	60.43	65.5	6.8	24.12	63.0	8.9	23.99	65.9	59.7	62.7	6.1	24.11	62.0
02/02/2017 17:00	7.8	60.34	65.6	6.8	24.09	62.8	8.9	23.94	65.8	59.6	62.6	6.1	24.08	61.9
02/02/2017 17:10	7.8	60.22	65.4	6.8	24.03	62.7	8.9	23.88	65.7	59.5	62.5	6.1	24.02	61.7
02/02/2017 17:20	7.8	60.09	65.3	6.8	23.98	62.5	8.9	23.84	65.7	59.3	62.3	6.1	23.98	61.7
02/02/2017 17:30	7.8	59.97	65.3	6.8	23.94	62.3	8.9	23.79	65.6	59.2	62.2	6.1	23.93	61.5
02/02/2017 17:40	7.8	59.84	65.2	6.8	23.88	62.2	8.9	23.73	65.5	59.0	62.1	6.1	23.87	61.4
02/02/2017 17:50	7.8	59.72	65.2	6.8	23.83	62.0	8.9	23.68	65.5	58.9	62.0	6.1	23.84	61.3
02/02/2017 18:00	7.8	59.61	65.2	6.8	23.80	61.9	8.9	23.64	65.4	58.8	61.9	6.1	23.79	61.2
02/02/2017 18:10	7.8	59.52	65.0	6.8	23.76	61.8	8.9	23.60	65.3	58.7	61.8	6.1	23.75	61.2
02/02/2017 18:20	7.8	59.44	65.0	6.8	23.72	61.6	8.9	23.57	65.3	58.6	61.7	6.1	23.73	61.0
02/02/2017 18:30	7.8	59.31	64.9	6.8	23.66	61.4	8.9	23.50	65.2	58.5	61.6	6.1	23.66	60.9
02/02/2017 18:40	7.8	59.20	64.9	6.8	23.63	61.3	8.9	23.48	65.1	58.3	61.5	6.1	23.63	60.8
02/02/2017 18:50	7.8	59.13	64.9	6.8	23.59	61.2	8.9	23.43	65.1	58.3	61.3	6.1	23.59	60.7
02/02/2017 19:00	7.8	59.01	64.8	6.8	23.54	61.1	8.9	23.38	65.0	58.2	61.3	6.1	23.55	60.7
02/02/2017 19:10	7.8	58.91	64.7	6.8	23.50	60.9	8.9	23.36	65.0	58.1	61.2	6.1	23.51	60.6
02/02/2017 19:20	7.8	58.80	64.6	6.8	23.47	60.8	8.9	23.31	64.9	58.0	61.1	6.1	23.48	60.5
02/02/2017 19:30	7.8	58.68	64.5	6.8	23.43	60.7	8.9	23.27	64.9	57.9	61.0	6.1	23.43	60.4
02/02/2017 19:40	7.8	58.56	64.4	6.8	23.37	60.5	8.9	23.22	64.8	57.8	60.9	6.1	23.38	60.3
02/02/2017 19:50	7.8	58.44	64.4	6.8	23.33	60.4	8.9	23.18	64.6	57.6	60.8	6.1	23.31	60.2
02/02/2017 20:00	7.8	58.34	64.4	6.8	23.28	60.3	8.9	23.13	64.5	57.5	60.7	6.1	23.29	60.0
02/02/2017 20:10	7.8	58.27	64.3	6.8	23.25	60.3	8.9	23.09	64.5	57.5	60.6	6.1	23.25	59.9
02/02/2017 20:20	7.8	58.23	64.2	6.8	23.23	60.1	8.9	23.09	64.4	57.4	60.5	6.1	23.21	59.8
02/02/2017 20:30	7.8	58.16	64.2	6.8	23.21	60.0	8.9	23.06	64.4	57.3	60.5	6.1	23.21	59.8
02/02/2017 20:40	7.8	58.06	64.1	6.8	23.17	60.0	8.9	23.03	64.4	57.2	60.4	6.1	23.17	59.8
02/02/2017 20:50	7.8	57.99	64.0	6.8	23.14	59.9	8.9	23.00	64.3	57.2	60.3	6.1	23.13	59.7
02/02/2017 21:00	7.8	57.88	64.0	6.8	23.11	59.8	8.9	22.95	64.2	57.1	60.2	6.1	23.11	59.6
02/02/2017 21:10	7.8	57.80	63.9	6.8	23.06	59.7	8.9	22.93	64.2	57.0	60.1	6.1	23.07	59.5
02/02/2017 21:20	7.8	57.70	63.8	6.8	23.02	59.7	8.9	22.88	64.1	56.8	60.1	6.1	23.02	59.4
02/02/2017 21:30	7.8	57.61	63.7	6.8	23.01	59.6	8.9	22.85	64.1	56.8	60.0	6.1	23.00	59.3
02/02/2017 21:40	7.8	57.53	63.8	6.8	22.97	59.5	8.9	22.81	64.0	56.7	60.0	6.1	22.96	59.3
02/02/2017 21:50	7.8	57.49	63.6	6.8	22.94	59.4	8.9	22.79	64.0	56.6	59.9	6.1	22.93	59.2
02/02/2017 22:00	7.8	57.42	63.7	6.8	22.91	59.4	8.9	22.76	63.9	56.6	59.8	6.1	22.90	59.1
02/02/2017 22:10	7.8	57.41	63.6	6.8	22.89	59.3	8.9	22.73	63.9	56.5	59.8	6.1	22.89	59.1
02/02/2017 22:20	7.8	57.33	63.6	6.8	22.86	59.3	8.9	22.71	63.9	56.5	59.8	6.1	22.87	59.0
02/02/2017 22:30	7.8	57.21	63.5	6.8	22.84	59.1	8.9	22.68	63.8	56.4	59.7	6.1	22.84	59.0

Date/Time	GW2i F	GW2i T	GW2o	GW3i F	GW3i T	GW3o	GW4i F	GW4i T	GW4o	GW5i	GW5o	GW6i F	GW6i T	GW6o
02/02/2017 22:40	7.8	57.13	63.4	6.8	22.79	59.1	8.9	22.64	63.7	56.2	59.5	6.1	22.78	58.9
02/02/2017 22:50	7.8	57.05	63.4	6.8	22.76	58.9	8.9	22.61	63.7	56.2	59.4	6.1	22.77	58.8
02/02/2017 23:00	7.8	56.94	63.3	6.8	22.73	58.9	8.9	22.57	63.6	56.1	59.4	6.1	22.73	58.7
02/02/2017 23:10	7.8	56.92	63.3	6.8	22.72	58.9	8.9	22.55	63.5	56.1	59.3	6.1	22.72	58.6
02/02/2017 23:20	7.8	56.85	63.2	6.8	22.69	58.8	8.9	22.53	63.5	56.0	59.3	6.1	22.68	58.5
02/02/2017 23:30	7.8	56.82	63.2	6.8	22.65	58.7	8.9	22.49	63.4	55.9	59.2	6.1	22.65	58.5
02/02/2017 23:40	7.8	56.74	63.1	6.8	22.62	58.6	8.9	22.47	63.3	55.9	59.1	6.1	22.64	58.4
02/02/2017 23:50	7.8	56.63	63.0	6.8	22.58	58.5	8.9	22.43	63.2	55.8	59.0	6.1	22.59	58.4
02/03/2017 00:00	7.8	56.53	63.0	6.8	22.57	58.4	8.9	22.41	63.3	55.7	59.0	6.1	22.57	58.3
02/03/2017 00:10	7.8	56.49	62.9	6.8	22.53	58.3	8.9	22.38	63.1	55.6	58.9	6.1	22.53	58.2
02/03/2017 00:20	7.8	56.42	62.8	6.8	22.49	58.3	8.9	22.35	63.1	55.6	58.8	6.1	22.49	58.1
02/03/2017 00:30	7.8	56.33	62.8	6.8	22.46	58.2	8.9	22.32	63.1	55.5	58.7	6.1	22.48	58.0
02/03/2017 00:40	7.8	56.23	62.7	6.9	22.42	58.0	8.9	22.29	63.0	55.4	58.8	6.1	22.44	58.0
02/03/2017 00:50	7.8	56.14	62.6	6.8	22.40	58.0	8.9	22.26	62.9	55.3	58.7	6.1	22.39	57.9
02/03/2017 01:00	7.8	56.07	62.6	6.8	22.36	57.9	8.9	22.20	62.9	55.2	58.5	6.1	22.36	57.7
02/03/2017 01:10	7.8	55.96	62.5	6.9	22.32	57.8	8.9	22.16	62.7	55.1	58.3	6.1	22.32	57.7
02/03/2017 01:20	7.8	55.88	62.5	6.8	22.28	57.7	8.9	22.13	62.7	55.0	58.3	6.1	22.27	57.6
02/03/2017 01:30	7.8	55.81	62.4	6.9	22.26	57.6	8.9	22.11	62.6	54.9	58.3	6.1	22.25	57.5
02/03/2017 01:40	7.8	55.72	62.2	6.9	22.21	57.6	8.9	22.06	62.5	54.9	58.1	6.1	22.21	57.4
02/03/2017 01:50	7.8	55.63	62.2	6.9	22.20	57.5	8.9	22.05	62.5	54.8	58.1	6.1	22.20	57.4
02/03/2017 02:00	7.8	55.57	62.1	6.9	22.17	57.4	8.9	22.02	62.5	54.7	58.0	6.1	22.17	57.3
02/03/2017 02:10	7.8	55.49	62.1	6.9	22.14	57.2	8.9	22.00	62.4	54.6	57.9	6.1	22.13	57.2
02/03/2017 02:20	7.8	55.39	62.0	6.9	22.09	57.1	8.9	21.96	62.3	54.5	57.8	6.1	22.09	57.1
02/03/2017 02:30	7.9	55.29	61.9	6.9	22.05	57.1	8.9	21.91	62.3	54.4	57.7	6.1	22.06	57.0
02/03/2017 02:40	7.8	55.20	61.9	6.9	22.02	57.0	8.9	21.87	62.2	54.3	57.7	6.1	22.02	57.0
02/03/2017 02:50	7.9	55.13	61.9	6.9	22.01	57.0	8.9	21.85	62.2	54.3	57.6	6.2	22.00	56.9
02/03/2017 03:00	7.8	55.09	61.8	6.9	21.97	56.9	8.9	21.82	62.1	54.2	57.5	6.1	21.97	56.8
02/03/2017 03:10	7.8	54.97	61.6	6.9	21.92	56.8	8.9	21.77	62.0	54.1	57.5	6.1	21.92	56.7
02/03/2017 03:20	7.8	54.87	61.6	6.9	21.89	56.7	8.9	21.73	61.9	54.0	57.4	6.1	21.88	56.6
02/03/2017 03:30	7.8	54.83	61.5	6.9	21.86	56.7	8.9	21.71	61.8	53.9	57.2	6.2	21.85	56.6
02/03/2017 03:40	7.9	54.73	61.5	6.9	21.84	56.6	8.9	21.69	61.8	53.9	57.2	6.1	21.84	56.5
02/03/2017 03:50	7.8	54.65	61.4	6.9	21.80	56.5	8.9	21.66	61.8	53.8	57.1	6.2	21.80	56.4
02/03/2017 04:00	7.9	54.61	61.4	6.9	21.77	56.4	8.9	21.62	61.6	53.7	57.1	6.2	21.77	56.3
02/03/2017 04:10	7.9	54.49	61.3	6.9	21.75	56.3	8.9	21.60	61.6	53.6	57.0	6.2	21.72	56.3
02/03/2017 04:20	7.9	54.40	61.2	6.9	21.69	56.2	8.9	21.55	61.5	53.5	56.9	6.2	21.69	56.2

Date/Time	GW2i F	GW2i T	GW2o	GW3i F	GW3i T	GW3o	GW4i F	GW4i T	GW4o	GW5i	GW5o	GW6i F	GW6i T	GW6o
02/03/2017 04:30	7.9	54.32	61.2	6.9	21.66	56.1	8.9	21.51	61.3	53.4	56.7	6.2	21.65	56.1
02/03/2017 04:40	7.9	54.19	61.0	6.9	21.62	56.0	8.9	21.47	61.3	53.2	56.6	6.2	21.61	55.9
02/03/2017 04:50	7.9	54.13	61.0	6.9	21.58	55.9	8.9	21.45	61.3	53.1	56.6	6.2	21.57	55.9
02/03/2017 05:00	7.9	54.13	61.0	6.9	21.57	55.9	8.9	21.44	61.3	53.2	56.6	6.2	21.57	55.8
02/03/2017 05:10	7.9	54.13	61.0	6.9	21.57	55.9	8.9	21.45	61.2	53.2	56.5	6.2	21.58	55.8
02/03/2017 05:20	7.9	54.10	60.9	6.9	21.57	55.9	8.9	21.45	61.2	53.2	56.5	6.2	21.57	55.9
02/03/2017 05:30	7.9	54.04	60.9	6.9	21.57	55.8	8.9	21.42	61.1	53.1	56.5	6.2	21.57	55.8
02/03/2017 05:40	7.9	54.02	60.8	6.9	21.54	55.8	8.9	21.41	61.1	53.1	56.4	6.2	21.56	55.8
02/03/2017 05:50	7.9	53.92	60.8	6.9	21.53	55.8	8.9	21.38	61.1	53.1	56.3	6.2	21.53	55.7
02/03/2017 06:00	7.9	53.92	60.7	6.9	21.50	55.7	8.9	21.37	61.0	53.0	56.4	6.2	21.52	55.7
02/03/2017 06:10	7.9	53.92	60.7	6.9	21.49	55.7	8.9	21.35	61.0	53.0	56.3	6.2	21.50	55.6
02/03/2017 06:20	7.9	53.83	60.7	6.9	21.49	55.7	8.9	21.33	61.0	53.0	56.3	6.2	21.49	55.6
02/03/2017 06:30	7.9	53.76	60.6	6.9	21.45	55.6	8.9	21.31	60.9	52.8	56.2	6.2	21.45	55.5
02/03/2017 06:40	7.9	53.70	60.5	6.9	21.41	55.5	8.9	21.28	60.9	52.8	56.2	6.2	21.41	55.4
02/03/2017 06:50	7.9	53.63	60.5	6.9	21.39	55.4	8.9	21.25	60.8	52.7	56.1	6.2	21.41	55.4
02/03/2017 07:00	7.9	53.59	60.4	6.9	21.37	55.4	8.9	21.24	60.8	52.6	56.1	6.2	21.38	55.3
02/03/2017 07:10	7.9	53.52	60.4	6.9	21.33	55.3	8.9	21.21	60.7	52.6	56.0	6.2	21.35	55.3
02/03/2017 07:20	7.9	53.48	60.4	6.9	21.33	55.3	8.9	21.20	60.7	52.6	55.9	6.2	21.33	55.2
02/03/2017 07:30	7.9	53.43	60.4	6.9	21.33	55.3	8.9	21.17	60.6	52.5	55.9	6.2	21.32	55.2
02/03/2017 07:40	7.9	53.48	60.3	6.9	21.33	55.3	8.9	21.18	60.7	52.6	55.9	6.2	21.31	55.2
02/03/2017 07:50	7.9	53.52	60.3	6.9	21.34	55.4	8.9	21.21	60.6	52.6	56.0	6.2	21.33	55.3
02/03/2017 08:00	7.9	53.53	60.4	6.9	21.38	55.5	8.9	21.25	60.8	52.7	56.0	6.2	21.37	55.4
02/03/2017 08:10	7.9	53.55	60.3	6.9	21.39	55.5	8.9	21.25	60.7	52.7	56.1	6.2	21.39	55.4
02/03/2017 08:20	7.9	53.62	60.3	6.9	21.41	55.4	8.9	21.26	60.6	52.8	56.0	6.2	21.41	55.4
02/03/2017 08:30	7.9	53.56	60.4	6.9	21.38	55.4	8.9	21.25	60.6	52.7	56.1	6.2	21.41	55.3
02/03/2017 08:40	7.9	53.55	60.2	6.9	21.38	55.4	8.9	21.24	60.7	52.7	56.0	6.2	21.38	55.3
02/03/2017 08:50	7.9	53.61	60.3	6.9	21.40	55.4	8.9	21.28	60.6	52.8	56.1	6.2	21.40	55.4
02/03/2017 09:00	7.9	53.70	60.4	6.9	21.46	55.6	8.9	21.32	60.7	52.9	56.2	6.2	21.43	55.5
02/03/2017 09:10	7.9	53.79	60.4	6.9	21.51	55.7	8.9	21.36	60.7	52.9	56.3	6.1	21.48	55.5
02/03/2017 09:20	7.9	53.97	60.4	6.9	21.59	56.0	8.9	21.45	60.8	53.2	56.5	6.1	21.57	55.7
02/03/2017 09:30	7.9	54.12	60.5	6.9	21.66	56.2	8.9	21.51	60.9	53.5	56.7	6.1	21.64	56.0
02/03/2017 09:40	7.9	54.23	60.5	6.9	21.72	56.3	8.9	21.58	61.0	53.6	56.8	6.1	21.71	56.1
02/03/2017 09:50	7.9	54.43	60.7	6.9	21.79	56.6	8.9	21.65	61.1	53.8	57.0	6.1	21.78	56.2
02/03/2017 10:00	7.8	54.59	60.8	6.9	21.86	56.9	8.9	21.72	61.2	54.0	57.2	6.1	21.86	56.4
02/03/2017 10:10	7.9	54.68	60.9	6.9	21.90	56.9	8.9	21.77	61.3	54.2	57.3	6.1	21.91	56.5

Date/Time	GW2i F	GW2i T	GW2o	GW3i F	GW3i T	GW3o	GW4i F	GW4i T	GW4o	GW5i	GW5o	GW6i F	GW6i T	GW6o
02/03/2017 10:20	7.9	54.78	60.9	6.9	21.94	57.0	8.9	21.81	61.3	54.2	57.4	6.1	21.96	56.6
02/03/2017 10:30	7.8	54.90	60.9	6.9	22.00	57.1	8.9	21.87	61.4	54.3	57.5	6.1	21.99	56.7
02/03/2017 10:40	7.8	55.05	61.0	6.9	22.05	57.3	8.9	21.93	61.5	54.5	57.6	6.1	22.05	56.9
02/03/2017 10:50	7.8	55.19	61.1	6.9	22.11	57.5	8.9	21.99	61.5	54.7	57.8	6.1	22.12	57.0
02/03/2017 11:00	7.8	55.41	61.3	6.9	22.19	57.8	8.9	22.08	61.7	55.0	58.0	6.1	22.20	57.2
02/03/2017 11:10	7.8	55.62	61.3	6.9	22.28	58.0	8.9	22.17	61.8	55.2	58.2	6.1	22.28	57.4
02/03/2017 11:20	7.8	55.88	61.5	6.9	22.38	58.4	8.9	22.28	62.0	55.5	58.5	6.1	22.40	57.6
02/03/2017 11:30	7.9	56.17	61.6	6.9	22.48	58.6	8.9	22.39	62.1	55.6	58.8	6.1	22.52	57.8
02/03/2017 11:40	7.9	56.36	61.8	6.9	22.57	58.9	8.9	22.47	62.2	55.9	59.2	6.1	22.63	58.1
02/03/2017 11:50	7.9	56.46	61.9	6.9	22.60	59.1	8.9	22.50	62.3	56.0	59.5	6.1	22.65	58.2
02/03/2017 12:00	7.9	56.56	61.9	6.9	22.66	59.2	8.9	22.57	62.5	56.2	59.5	6.1	22.69	58.3
02/03/2017 12:10	7.9	56.74	62.0	6.9	22.71	59.3	8.9	22.64	62.5	56.4	59.7	6.1	22.76	58.4
02/03/2017 12:20	7.9	56.92	62.0	6.9	22.79	59.5	8.9	22.71	62.6	56.6	59.8	6.1	22.83	58.7
02/03/2017 12:30	7.9	57.10	62.2	6.9	22.85	59.7	8.9	22.79	62.8	56.8	60.0	6.1	22.90	58.8
02/03/2017 12:40	7.9	57.20	62.3	6.9	22.89	59.9	8.9	22.83	62.9	56.9	60.2	6.1	22.95	58.9
02/03/2017 12:50	7.9	57.36	62.4	6.9	22.96	60.0	8.9	22.88	62.9	57.1	60.3	6.1	23.02	59.0
02/03/2017 13:00	7.9	57.52	62.5	6.9	23.02	60.2	8.9	22.95	63.0	57.2	60.5	6.1	23.07	59.2
02/03/2017 13:10	7.9	57.66	62.6	6.9	23.07	60.4	8.9	23.00	63.1	57.3	60.6	6.1	23.13	59.4
02/03/2017 13:20	7.9	57.81	62.7	6.9	23.14	60.6	8.9	23.06	63.2	57.5	60.8	6.1	23.19	59.5
02/03/2017 13:30	7.9	57.98	62.9	6.9	23.21	60.7	8.9	23.13	63.3	57.8	61.0	6.1	23.28	59.7
02/03/2017 13:40	7.9	58.19	62.9	6.9	23.30	60.9	8.9	23.21	63.5	57.9	61.2	6.1	23.35	59.9
02/03/2017 13:50	7.9	58.41	63.0	6.9	23.38	61.2	9.0	23.30	63.6	58.1	61.3	6.1	23.44	60.1
02/03/2017 14:00	7.9	58.65	63.2	6.9	23.48	61.5	8.9	23.39	63.7	58.3	61.5	6.1	23.53	60.3
02/03/2017 14:10	7.9	58.68	63.3	6.9	23.49	61.5	9.0	23.40	63.8	58.4	61.6	6.1	23.54	60.3
02/03/2017 14:20	7.9	58.74	63.4	6.9	23.52	61.5	9.0	23.42	63.9	58.4	61.7	6.1	23.57	60.4
02/03/2017 14:30	7.9	58.93	63.5	6.9	23.58	61.7	9.0	23.48	64.0	58.6	61.8	6.1	23.63	60.5
02/03/2017 14:40	7.8	59.02	63.6	6.9	23.60	61.8	8.9	23.49	64.1	58.7	62.0	6.1	23.66	60.6
02/03/2017 14:50	7.9	59.12	63.7	6.9	23.65	61.8	8.9	23.54	64.1	58.7	62.0	6.1	23.71	60.7
02/03/2017 15:00	7.8	59.22	63.7	6.9	23.68	61.9	8.9	23.59	64.2	58.8	62.1	6.1	23.74	60.9
02/03/2017 15:10	7.8	59.25	63.8	6.9	23.69	62.0	8.9	23.61	64.3	58.9	62.2	6.1	23.75	60.9
02/03/2017 15:20	7.8	59.34	63.9	6.9	23.74	62.1	8.9	23.63	64.3	58.9	62.2	6.1	23.78	61.0
02/03/2017 15:30	7.8	59.48	63.9	6.9	23.77	62.1	9.0	23.67	64.4	59.0	62.3	6.1	23.81	61.0
02/03/2017 15:40	7.8	59.54	64.0	6.9	23.79	62.2	9.0	23.68	64.4	59.1	62.3	6.1	23.83	61.1
02/03/2017 15:50	7.8	59.58	64.1	6.8	23.82	62.3	9.0	23.72	64.4	59.1	62.4	6.1	23.86	61.1
02/03/2017 16:00	7.9	59.62	64.1	6.9	23.82	62.3	9.0	23.73	64.5	59.1	62.5	6.1	23.85	61.2

Date/Time	GW2i F	GW2i T	GW2o	GW3i F	GW3i T	GW3o	GW4i F	GW4i T	GW4o	GW5i	GW5o	GW6i F	GW6i T	GW6o
02/03/2017 16:10	7.8	59.61	64.1	6.8	23.82	62.3	8.9	23.71	64.5	59.1	62.5	6.1	23.85	61.2
02/03/2017 16:20	7.8	59.61	64.2	6.8	23.81	62.2	8.9	23.71	64.5	59.0	62.4	6.1	23.85	61.1
02/03/2017 16:30	7.8	59.63	64.1	6.8	23.81	62.2	8.9	23.71	64.5	59.0	62.4	6.1	23.85	61.2
02/03/2017 16:40	7.8	59.63	64.1	6.9	23.81	62.2	8.9	23.68	64.5	58.9	62.3	6.1	23.82	61.1
02/03/2017 16:50	7.8	59.56	64.1	6.8	23.79	62.2	8.9	23.66	64.6	58.9	62.3	6.1	23.80	61.1
02/03/2017 17:00	7.8	59.46	64.1	6.8	23.71	61.9	8.9	23.59	64.4	58.6	62.1	6.1	23.72	61.0
02/03/2017 17:10	7.9	59.31	64.1	6.8	23.66	61.7	8.9	23.52	64.4	58.5	61.8	6.1	23.67	60.9
02/03/2017 17:20	7.8	59.10	64.0	6.9	23.57	61.5	8.9	23.43	64.2	58.2	61.6	6.1	23.58	60.7
02/03/2017 17:30	7.8	58.89	63.9	6.9	23.51	61.2	9.0	23.36	64.1	58.0	61.5	6.1	23.50	60.5
02/03/2017 17:40	7.8	58.76	63.8	6.9	23.45	61.0	8.9	23.30	64.1	57.8	61.4	6.1	23.44	60.4
02/03/2017 17:50	7.9	58.56	63.7	6.9	23.38	60.9	9.0	23.23	64.0	57.7	61.2	6.1	23.38	60.2
02/03/2017 18:00	7.9	58.47	63.6	6.9	23.33	60.6	8.9	23.17	63.9	57.5	61.1	6.1	23.32	60.0
02/03/2017 18:10	7.9	58.34	63.6	6.9	23.27	60.5	9.0	23.11	63.8	57.4	60.9	6.1	23.29	60.0
02/03/2017 18:20	7.9	58.22	63.5	6.9	23.23	60.3	8.9	23.07	63.8	57.4	60.9	6.1	23.23	59.8
02/03/2017 18:30	7.9	58.07	63.5	6.9	23.16	60.1	8.9	23.01	63.7	57.2	60.7	6.1	23.16	59.7
02/03/2017 18:40	7.9	57.96	63.3	6.9	23.12	60.0	8.9	22.95	63.5	57.1	60.6	6.1	23.12	59.6
02/03/2017 18:50	7.9	57.90	63.3	6.9	23.09	59.9	8.9	22.93	63.5	57.0	60.5	6.1	23.09	59.5
02/03/2017 19:00	7.9	57.78	63.3	6.9	23.05	59.9	8.9	22.89	63.5	56.8	60.5	6.1	23.06	59.4
02/03/2017 19:10	7.9	57.64	63.2	6.9	23.00	59.7	8.9	22.83	63.4	56.7	60.3	6.1	23.01	59.3
02/03/2017 19:20	7.9	57.54	63.1	6.9	22.96	59.6	8.9	22.81	63.3	56.6	60.3	6.1	22.97	59.3
02/03/2017 19:30	7.9	57.47	63.1	6.9	22.91	59.4	8.9	22.76	63.2	56.5	60.2	6.1	22.92	59.1
02/03/2017 19:40	7.9	57.35	63.0	6.9	22.87	59.3	8.9	22.72	63.2	56.4	60.1	6.1	22.88	59.0
02/03/2017 19:50	7.9	57.27	62.9	6.9	22.84	59.3	8.9	22.69	63.2	56.3	59.9	6.1	22.84	58.9
02/03/2017 20:00	7.9	57.13	62.9	6.9	22.79	59.1	8.9	22.64	63.0	56.2	59.9	6.1	22.79	58.8
02/03/2017 20:10	7.9	57.12	62.8	6.9	22.77	59.0	8.9	22.61	63.0	56.1	59.8	6.1	22.77	58.7
02/03/2017 20:20	7.9	57.06	62.9	6.9	22.74	59.0	9.0	22.61	63.0	56.1	59.7	6.1	22.77	58.7
02/03/2017 20:30	7.9	56.93	62.7	6.9	22.71	58.9	9.0	22.55	62.9	56.1	59.7	6.1	22.72	58.6
02/03/2017 20:40	7.9	56.88	62.6	6.9	22.68	58.8	8.9	22.53	62.9	55.9	59.6	6.1	22.70	58.5
02/03/2017 20:50	7.8	56.84	62.5	6.9	22.67	58.8	8.9	22.52	62.8	55.9	59.6	6.1	22.68	58.5
02/03/2017 21:00	7.8	56.72	62.6	6.9	22.62	58.7	9.0	22.47	62.7	55.8	59.5	6.1	22.64	58.4
02/03/2017 21:10	7.8	56.62	62.5	6.9	22.57	58.5	9.0	22.41	62.7	55.7	59.3	6.1	22.58	58.3
02/03/2017 21:20	7.8	56.53	62.4	6.9	22.54	58.4	9.0	22.39	62.7	55.6	59.3	6.1	22.55	58.2
02/03/2017 21:30	7.8	56.47	62.4	6.9	22.51	58.4	9.0	22.36	62.6	55.5	59.2	6.1	22.52	58.1
02/03/2017 21:40	7.8	56.39	62.3	6.9	22.47	58.2	8.9	22.33	62.5	55.4	59.2	6.1	22.49	58.0
02/03/2017 21:50	7.8	56.23	62.3	6.9	22.41	58.2	9.0	22.29	62.5	55.3	59.0	6.1	22.43	57.9

Date/Time	GW2i F	GW2i T	GW2o	GW3i F	GW3i T	GW3o	GW4i F	GW4i T	GW4o	GW5i	GW5o	GW6i F	GW6i T	GW6o
02/03/2017 22:00	7.8	56.20	62.2	6.9	22.40	58.0	9.0	22.27	62.3	55.2	58.9	6.1	22.41	57.8
02/03/2017 22:10	7.9	56.12	62.1	6.9	22.37	58.0	8.9	22.21	62.3	55.2	58.9	6.2	22.37	57.8
02/03/2017 22:20	7.9	56.03	62.1	6.9	22.34	57.9	8.9	22.18	62.3	55.1	58.8	6.1	22.36	57.7
02/03/2017 22:30	7.9	55.99	62.0	6.9	22.31	57.8	9.0	22.17	62.3	55.0	58.7	6.2	22.33	57.6
02/03/2017 22:40	7.9	55.88	62.0	6.9	22.28	57.8	9.0	22.13	62.2	54.9	58.7	6.2	22.28	57.5
02/03/2017 22:50	7.8	55.83	61.8	6.9	22.25	57.6	8.9	22.11	62.1	54.8	58.6	6.2	22.25	57.4
02/03/2017 23:00	7.9	55.76	61.9	6.9	22.21	57.6	9.0	22.08	61.9	54.8	58.6	6.2	22.21	57.4
02/03/2017 23:10	7.9	55.63	61.9	6.9	22.17	57.5	9.0	22.03	62.0	54.7	58.5	6.2	22.20	57.4
02/03/2017 23:20	7.9	55.62	61.8	6.9	22.17	57.4	8.9	22.01	61.9	54.6	58.4	6.2	22.18	57.3
02/03/2017 23:30	7.9	55.56	61.7	6.9	22.15	57.4	8.9	22.00	61.9	54.6	58.4	6.2	22.17	57.3
02/03/2017 23:40	7.9	55.38	61.6	6.9	22.07	57.3	8.9	21.93	61.8	54.4	58.3	6.2	22.09	57.1
02/03/2017 23:50	7.9	55.40	61.6	6.9	22.08	57.2	9.0	21.93	61.7	54.4	58.2	6.2	22.09	57.1
02/04/2017 00:00	7.9	55.37	61.6	6.9	22.07	57.2	9.0	21.92	61.7	54.4	58.2	6.2	22.09	57.1
02/04/2017 00:10	7.9	55.29	61.6	6.9	22.04	57.2	9.0	21.89	61.7	54.3	58.2	6.2	22.07	57.0
02/04/2017 00:20	7.9	55.20	61.5	6.9	22.02	57.1	9.0	21.86	61.7	54.3	58.1	6.2	22.04	56.9
02/04/2017 00:30	7.9	55.22	61.5	6.9	22.02	57.0	9.0	21.86	61.6	54.2	58.1	6.2	22.03	56.8
02/04/2017 00:40	7.9	55.13	61.4	6.9	21.98	56.9	8.9	21.83	61.5	54.1	58.0	6.2	21.98	56.8
02/04/2017 00:50	7.9	55.13	61.4	6.9	21.98	56.9	8.9	21.82	61.5	54.1	57.9	6.2	21.98	56.7
02/04/2017 01:00	7.9	55.03	61.3	6.9	21.93	56.9	8.9	21.78	61.4	54.0	57.9	6.2	21.94	56.7
02/04/2017 01:10	7.9	54.92	61.3	6.9	21.89	56.8	8.9	21.73	61.5	53.9	57.8	6.2	21.90	56.7
02/04/2017 01:20	7.9	54.84	61.2	6.9	21.88	56.7	9.0	21.72	61.4	53.9	57.8	6.2	21.89	56.6
02/04/2017 01:30	7.9	54.82	61.2	6.9	21.85	56.7	8.9	21.69	61.2	53.8	57.6	6.2	21.85	56.5
02/04/2017 01:40	7.9	54.73	61.1	6.9	21.82	56.5	8.9	21.66	61.2	53.8	57.6	6.2	21.85	56.5
02/04/2017 01:50	7.9	54.69	61.1	6.9	21.80	56.5	8.9	21.65	61.1	53.7	57.6	6.2	21.82	56.4
02/04/2017 02:00	7.9	54.55	61.0	6.9	21.75	56.4	8.9	21.61	61.1	53.6	57.5	6.2	21.78	56.4
02/04/2017 02:10	7.9	54.46	60.9	6.9	21.73	56.4	9.0	21.57	61.1	53.5	57.4	6.2	21.74	56.3
02/04/2017 02:20	7.9	54.48	60.9	6.9	21.72	56.4	8.9	21.56	61.1	53.5	57.4	6.2	21.73	56.2
02/04/2017 02:30	7.9	54.45	60.9	6.9	21.73	56.4	8.9	21.57	61.1	53.5	57.4	6.2	21.73	56.2
02/04/2017 02:40	7.9	54.42	60.9	6.9	21.69	56.3	8.9	21.55	61.1	53.4	57.3	6.2	21.71	56.2
02/04/2017 02:50	7.9	54.37	60.8	6.9	21.67	56.2	8.9	21.53	60.9	53.4	57.3	6.2	21.69	56.1
02/04/2017 03:00	7.9	54.35	60.7	6.9	21.66	56.2	8.9	21.51	60.9	53.4	57.2	6.2	21.69	56.1
02/04/2017 03:10	7.9	54.27	60.7	6.9	21.64	56.1	9.0	21.49	60.9	53.3	57.2	6.2	21.66	56.0
02/04/2017 03:20	7.9	54.20	60.7	6.9	21.61	56.0	8.9	21.47	60.9	53.2	57.1	6.2	21.61	55.9
02/04/2017 03:30	7.9	54.13	60.7	6.9	21.58	56.0	8.9	21.45	60.8	53.2	57.0	6.2	21.61	55.8
02/04/2017 03:40	7.9	54.13	60.6	6.9	21.57	56.0	9.0	21.43	60.8	53.1	57.0	6.2	21.58	55.8

Date/Time	GW2i F	GW2i T	GW2o	GW3i F	GW3i T	GW3o	GW4i F	GW4i T	GW4o	GW5i	GW5o	GW6i F	GW6i T	GW6o
02/04/2017 03:50	7.9	54.08	60.5	6.9	21.55	55.9	8.9	21.40	60.7	53.1	56.9	6.2	21.57	55.8
02/04/2017 04:00	7.9	53.97	60.4	6.9	21.51	55.9	8.9	21.35	60.6	53.0	56.9	6.2	21.52	55.7
02/04/2017 04:10	7.9	53.93	60.4	6.9	21.49	55.8	8.9	21.34	60.6	52.9	56.8	6.2	21.51	55.6
02/04/2017 04:20	7.9	53.91	60.4	6.9	21.49	55.8	8.9	21.34	60.5	52.9	56.8	6.2	21.50	55.6
02/04/2017 04:30	7.9	53.92	60.4	6.9	21.49	55.7	9.0	21.33	60.5	52.8	56.7	6.2	21.49	55.5
02/04/2017 04:40	7.9	53.92	60.4	6.9	21.49	55.7	8.9	21.33	60.5	52.9	56.8	6.2	21.49	55.5
02/04/2017 04:50	7.9	53.92	60.4	6.9	21.49	55.7	8.9	21.33	60.6	52.9	56.8	6.2	21.49	55.5
02/04/2017 05:00	7.9	53.92	60.3	6.9	21.49	55.7	8.9	21.33	60.6	52.9	56.8	6.2	21.49	55.5
02/04/2017 05:10	7.9	53.92	60.3	6.9	21.49	55.7	8.9	21.33	60.5	52.9	56.7	6.2	21.49	55.6
02/04/2017 05:20	7.9	53.92	60.3	6.9	21.48	55.7	8.9	21.33	60.5	52.9	56.7	6.2	21.49	55.6
02/04/2017 05:30	7.9	53.83	60.2	6.9	21.43	55.6	8.9	21.30	60.4	52.8	56.6	6.2	21.44	55.5
02/04/2017 05:40	7.9	53.74	60.2	6.9	21.41	55.5	8.9	21.26	60.3	52.6	56.5	6.2	21.41	55.3
02/04/2017 05:50	7.9	53.71	60.2	6.9	21.37	55.5	8.9	21.23	60.3	52.6	56.5	6.2	21.41	55.3
02/04/2017 06:00	7.9	53.63	60.1	6.9	21.34	55.4	8.9	21.21	60.3	52.5	56.4	6.2	21.37	55.3
02/04/2017 06:10	7.9	53.56	60.1	6.9	21.33	55.4	8.9	21.20	60.3	52.4	56.3	6.2	21.34	55.2
02/04/2017 06:20	7.9	53.52	60.0	6.9	21.33	55.4	8.9	21.19	60.3	52.4	56.3	6.2	21.34	55.2
02/04/2017 06:30	7.9	53.52	60.0	6.9	21.32	55.3	8.9	21.16	60.2	52.4	56.3	6.2	21.32	55.2
02/04/2017 06:40	7.9	53.48	60.0	6.9	21.29	55.3	8.9	21.14	60.1	52.3	56.3	6.2	21.29	55.1
02/04/2017 06:50	7.9	53.37	59.9	6.9	21.25	55.2	8.9	21.10	60.1	52.3	56.2	6.2	21.27	55.0
02/04/2017 07:00	7.9	53.31	59.8	6.9	21.21	55.1	8.9	21.05	60.0	52.1	56.1	6.2	21.22	54.9
02/04/2017 07:10	7.9	53.23	59.8	7.0	21.19	54.9	8.9	21.03	60.0	52.1	56.0	6.2	21.19	54.8
02/04/2017 07:20	7.9	53.20	59.8	6.9	21.17	55.0	8.9	21.01	59.9	52.0	55.9	6.2	21.17	54.8
02/04/2017 07:30	7.9	53.20	59.7	6.9	21.17	55.0	8.9	21.01	59.9	52.0	55.9	6.2	21.17	54.8
02/04/2017 07:40	7.9	53.22	59.7	6.9	21.20	55.0	8.9	21.02	59.9	52.1	56.0	6.2	21.17	54.9
02/04/2017 07:50	7.9	53.26	59.7	7.0	21.22	55.1	9.0	21.06	59.9	52.1	56.0	6.2	21.19	54.9
02/04/2017 08:00	7.9	53.38	59.8	6.9	21.27	55.2	8.9	21.11	60.0	52.3	56.2	6.2	21.26	55.0
02/04/2017 08:10	7.9	53.47	59.9	6.9	21.30	55.1	8.9	21.14	60.0	52.3	56.2	6.2	21.30	55.1
02/04/2017 08:20	7.9	53.54	59.9	6.9	21.33	55.3	8.9	21.17	60.1	52.4	56.2	6.2	21.34	55.1
02/04/2017 08:30	7.9	53.63	59.9	6.9	21.35	55.4	8.9	21.21	60.0	52.5	56.4	6.2	21.37	55.2
02/04/2017 08:40	7.9	53.69	59.9	6.9	21.37	55.4	8.9	21.23	60.0	52.5	56.4	6.2	21.40	55.2
02/04/2017 08:50	7.9	53.79	59.9	6.9	21.42	55.5	8.9	21.27	60.1	52.7	56.5	6.2	21.43	55.3
02/04/2017 09:00	7.9	53.96	60.1	6.9	21.50	55.7	8.9	21.35	60.1	52.9	56.6	6.2	21.51	55.4
02/04/2017 09:10	7.9	54.05	60.1	7.0	21.53	55.8	8.9	21.38	60.2	53.0	56.7	6.2	21.56	55.5
02/04/2017 09:20	7.9	54.21	60.1	7.0	21.62	56.0	8.9	21.47	60.3	53.2	56.8	6.2	21.62	55.7
02/04/2017 09:30	7.9	54.47	60.3	7.0	21.73	56.3	8.9	21.59	60.5	53.6	57.3	6.2	21.73	56.0

Date/Time	GW2i F	GW2i T	GW2o	GW3i F	GW3i T	GW3o	GW4i F	GW4i T	GW4o	GW5i	GW5o	GW6i F	GW6i T	GW6o
02/04/2017 09:40	7.9	54.63	60.4	7.0	21.77	56.4	8.9	21.64	60.6	53.7	57.4	6.2	21.79	56.1
02/04/2017 09:50	7.9	54.70	60.4	7.0	21.80	56.5	8.9	21.66	60.7	53.7	57.3	6.2	21.82	56.2
02/04/2017 10:00	7.9	54.77	60.5	7.0	21.83	56.6	8.9	21.68	60.7	53.8	57.5	6.2	21.84	56.3
02/04/2017 10:10	7.9	55.10	60.7	7.0	21.98	57.0	8.9	21.85	60.9	54.1	57.7	6.2	22.00	56.5
02/04/2017 10:20	7.9	55.36	60.8	7.0	22.09	57.3	8.9	21.96	61.1	54.5	58.1	6.2	22.11	56.8
02/04/2017 10:30	7.8	55.60	61.0	6.9	22.19	57.6	8.9	22.06	61.2	54.8	58.3	6.2	22.22	57.1
02/04/2017 10:40	7.9	55.77	61.1	6.9	22.25	57.8	8.9	22.11	61.4	54.9	58.5	6.2	22.27	57.3
02/04/2017 10:50	7.8	56.03	61.2	6.9	22.37	58.1	8.9	22.24	61.5	55.2	58.6	6.2	22.39	57.4
02/04/2017 11:00	7.8	56.28	61.4	6.9	22.45	58.3	9.0	22.33	61.7	55.5	59.0	6.1	22.48	57.7
02/04/2017 11:10	7.8	56.61	61.5	6.9	22.59	58.7	8.9	22.48	61.8	55.8	59.2	6.1	22.61	58.0
02/04/2017 11:20	7.8	56.92	61.8	6.9	22.73	59.0	8.9	22.61	62.0	56.2	59.6	6.1	22.75	58.3
02/04/2017 11:30	7.8	57.22	62.0	6.9	22.85	59.4	8.9	22.75	62.3	56.5	59.9	6.1	22.89	58.7
02/04/2017 11:40	7.8	57.51	62.1	6.9	22.97	59.7	9.0	22.86	62.4	56.8	60.2	6.1	23.02	58.9
02/04/2017 11:50	7.8	57.84	62.4	6.9	23.11	60.1	8.9	23.00	62.8	57.2	60.5	6.1	23.14	59.2
02/04/2017 12:00	7.8	58.10	62.6	6.9	23.21	60.4	8.9	23.11	62.9	57.6	60.7	6.1	23.25	59.5
02/04/2017 12:10	7.8	58.45	62.8	6.9	23.35	60.8	8.9	23.24	63.0	57.8	61.0	6.1	23.39	59.8
02/04/2017 12:20	7.8	58.70	63.0	6.9	23.45	61.0	8.9	23.34	63.2	58.1	61.3	6.1	23.49	60.0
02/04/2017 12:30	7.8	59.00	63.1	6.9	23.55	61.3	9.0	23.46	63.4	58.4	61.5	6.1	23.61	60.3
02/04/2017 12:40	7.8	59.30	63.3	6.9	23.68	61.7	8.9	23.58	63.7	58.8	61.9	6.1	23.74	60.6
02/04/2017 12:50	7.8	59.65	63.7	6.9	23.82	62.0	9.0	23.71	63.9	59.1	62.3	6.1	23.87	61.0
02/04/2017 13:00	7.8	59.85	63.8	6.9	23.89	62.3	9.0	23.79	64.1	59.3	62.4	6.1	23.94	61.1
02/04/2017 13:10	7.8	59.82	63.8	6.9	23.83	62.2	8.9	23.72	64.1	59.0	62.3	6.1	23.86	61.0
02/04/2017 13:20	7.8	59.81	63.8	6.9	23.83	62.1	8.9	23.69	64.0	58.9	62.1	6.1	23.85	61.1
02/04/2017 13:30	7.8	59.85	63.9	6.9	23.86	62.1	8.9	23.71	64.1	58.9	62.1	6.1	23.86	61.1
02/04/2017 13:40	7.8	59.91	64.0	6.9	23.89	62.2	8.9	23.74	64.1	59.0	62.3	6.1	23.89	61.1
02/04/2017 13:50	7.8	59.92	64.1	6.9	23.89	62.1	8.9	23.74	64.2	59.1	62.2	6.1	23.89	61.2
02/04/2017 14:00	7.8	59.99	64.1	6.9	23.92	62.1	8.9	23.75	64.3	59.1	62.3	6.1	23.93	61.2
02/04/2017 14:10	7.8	60.09	64.2	6.9	23.95	62.3	8.9	23.80	64.3	59.1	62.4	6.1	23.95	61.3
02/04/2017 14:20	7.8	60.16	64.2	6.9	23.97	62.3	8.9	23.82	64.4	59.2	62.5	6.1	23.97	61.4
02/04/2017 14:30	7.8	60.22	64.3	6.9	24.00	62.3	8.9	23.85	64.4	59.2	62.5	6.1	23.99	61.4
02/04/2017 14:40	7.8	60.26	64.3	6.9	24.03	62.4	9.0	23.86	64.5	59.3	62.6	6.1	24.02	61.5
02/04/2017 14:50	7.8	60.31	64.4	6.9	24.05	62.5	8.9	23.89	64.6	59.3	62.6	6.1	24.05	61.6
02/04/2017 15:00	7.8	60.38	64.5	6.9	24.07	62.5	9.0	23.91	64.6	59.4	62.7	6.1	24.07	61.6
02/04/2017 15:10	7.8	60.43	64.5	6.9	24.09	62.6	8.9	23.93	64.7	59.5	62.7	6.1	24.09	61.7
02/04/2017 15:20	7.8	60.55	64.6	6.9	24.15	62.7	8.9	24.00	64.7	59.7	62.9	6.1	24.15	61.8

Date/Time	GW2i F	GW2i T	GW2o	GW3i F	GW3i T	GW3o	GW4i F	GW4i T	GW4o	GW5i	GW5o	GW6i F	GW6i T	GW6o
02/04/2017 15:30	7.8	60.63	64.7	6.9	24.18	62.8	8.9	24.03	64.8	59.8	63.0	6.1	24.20	61.9
02/04/2017 15:40	7.8	60.68	64.8	6.9	24.19	62.8	9.0	24.04	64.8	59.8	62.9	6.1	24.20	61.9
02/04/2017 15:50	7.8	60.71	64.8	6.9	24.20	62.8	8.9	24.04	64.9	59.8	63.1	6.1	24.20	61.9
02/04/2017 16:00	7.8	60.66	64.8	6.9	24.17	62.7	8.9	24.01	64.9	59.7	63.0	6.1	24.17	61.9
02/04/2017 16:10	7.8	60.64	64.8	6.9	24.17	62.7	8.9	24.01	64.8	59.7	63.0	6.1	24.17	61.9
02/04/2017 16:20	7.8	60.72	64.8	6.9	24.20	62.8	8.9	24.02	64.9	59.7	63.0	6.1	24.20	61.9
02/04/2017 16:30	7.8	60.68	64.8	6.9	24.19	62.7	9.0	24.02	64.9	59.7	63.0	6.1	24.18	62.0
02/04/2017 16:40	7.8	60.63	64.9	6.9	24.17	62.7	8.9	24.01	64.9	59.7	62.9	6.1	24.17	61.9
02/04/2017 16:50	7.8	60.65	64.9	6.9	24.17	62.6	8.9	24.01	64.9	59.7	62.9	6.1	24.17	61.9
02/04/2017 17:00	7.8	60.63	64.9	6.9	24.17	62.6	9.0	24.01	64.9	59.6	62.9	6.1	24.16	61.9
02/04/2017 17:10	7.8	60.63	64.9	6.9	24.17	62.7	8.9	24.01	65.0	59.6	62.9	6.1	24.15	61.9
02/04/2017 17:20	7.8	60.62	64.9	6.9	24.17	62.6	8.9	24.01	65.0	59.6	62.9	6.1	24.14	61.9
02/04/2017 17:30	7.8	60.57	64.9	6.9	24.13	62.6	8.9	23.97	65.0	59.6	62.9	6.1	24.13	61.9
02/04/2017 17:40	7.8	60.53	64.9	6.9	24.13	62.6	8.9	23.97	64.9	59.6	62.9	6.1	24.11	61.9
02/04/2017 17:50	7.8	60.52	64.9	6.9	24.13	62.6	9.0	23.97	64.9	59.5	62.9	6.1	24.12	61.9
02/04/2017 18:00	7.8	60.52	65.0	6.9	24.13	62.6	8.9	23.97	64.9	59.5	62.8	6.1	24.11	61.9
02/04/2017 18:10	7.8	60.52	64.9	6.9	24.13	62.5	8.9	23.97	65.0	59.5	62.8	6.1	24.11	61.9
02/04/2017 18:20	7.8	60.52	64.9	6.9	24.13	62.5	9.0	23.97	65.0	59.5	62.9	6.1	24.11	61.8
02/04/2017 18:30	7.8	60.53	65.0	6.9	24.13	62.5	9.0	23.97	64.9	59.5	62.9	6.1	24.12	61.8
02/04/2017 18:40	7.8	60.60	65.0	6.9	24.16	62.5	8.9	24.00	65.0	59.6	63.0	6.1	24.14	61.9
02/04/2017 18:50	7.8	60.63	65.0	6.9	24.17	62.6	9.0	24.01	65.0	59.6	62.9	6.1	24.14	61.9
02/04/2017 19:00	7.8	60.63	65.1	6.9	24.17	62.6	8.9	24.01	65.0	59.6	62.9	6.1	24.16	61.9
02/04/2017 19:10	7.8	60.66	65.1	6.9	24.17	62.5	8.9	24.01	65.1	59.6	62.9	6.1	24.16	62.0
02/04/2017 19:20	7.8	60.72	65.1	6.9	24.19	62.6	9.0	24.01	65.1	59.6	63.0	6.1	24.17	61.9
02/04/2017 19:30	7.8	60.73	65.2	6.9	24.21	62.7	9.0	24.02	65.1	59.7	63.0	6.1	24.18	62.0
02/04/2017 19:40	7.8	60.76	65.2	6.9	24.21	62.7	9.0	24.04	65.1	59.7	63.0	6.1	24.19	62.0
02/04/2017 19:50	7.8	60.82	65.2	6.9	24.22	62.8	9.0	24.05	65.2	59.7	63.0	6.1	24.21	62.0
02/04/2017 20:00	7.8	60.84	65.3	6.9	24.24	62.8	9.0	24.07	65.2	59.8	63.1	6.1	24.21	62.0
02/04/2017 20:10	7.8	60.85	65.3	6.9	24.24	62.8	9.0	24.08	65.2	59.8	63.2	6.1	24.21	62.1
02/04/2017 20:20	7.8	60.77	65.3	6.9	24.21	62.7	8.9	24.04	65.1	59.7	63.1	6.1	24.18	62.0
02/04/2017 20:30	7.8	60.73	65.3	6.9	24.21	62.6	9.0	24.01	65.1	59.6	63.0	6.1	24.17	62.0
02/04/2017 20:40	7.8	60.69	65.3	6.9	24.18	62.6	9.0	24.01	65.1	59.6	62.9	6.1	24.16	62.0
02/04/2017 20:50	7.8	60.64	65.3	6.9	24.17	62.6	9.0	24.01	65.1	59.5	62.9	6.1	24.14	61.9
02/04/2017 21:00	7.8	60.62	65.2	6.9	24.16	62.5	9.0	23.99	65.1	59.5	63.0	6.1	24.13	61.9
02/04/2017 21:10	7.8	60.58	65.2	6.9	24.14	62.4	9.0	23.97	65.1	59.5	62.9	6.1	24.12	61.9

Date/Time	GW2i F	GW2i T	GW2o	GW3i F	GW3i T	GW3o	GW4i F	GW4i T	GW4o	GW5i	GW5o	GW6i F	GW6i T	GW6o
02/04/2017 21:20	7.8	60.55	65.2	6.9	24.13	62.4	9.0	23.96	65.2	59.4	62.9	6.1	24.11	61.8
02/04/2017 21:30	7.8	60.52	65.1	6.9	24.10	62.3	9.0	23.93	65.1	59.4	62.8	6.1	24.09	61.8
02/04/2017 21:40	7.8	60.48	65.1	6.9	24.09	62.3	9.0	23.93	65.1	59.4	62.8	6.1	24.09	61.8
02/04/2017 21:50	7.8	60.42	65.1	6.9	24.09	62.3	9.0	23.90	65.1	59.3	62.8	6.1	24.06	61.7
02/04/2017 22:00	7.8	60.40	65.1	6.9	24.07	62.3	9.0	23.89	65.1	59.3	62.7	6.1	24.05	61.7
02/04/2017 22:10	7.8	60.33	65.1	6.9	24.05	62.2	9.0	23.86	65.0	59.3	62.7	6.1	24.02	61.7
02/04/2017 22:20	7.8	60.32	65.1	6.9	24.04	62.1	9.0	23.85	65.0	59.2	62.7	6.1	24.01	61.7
02/04/2017 22:30	7.8	60.23	65.1	6.9	24.01	62.1	9.0	23.85	65.0	59.2	62.7	6.1	24.00	61.6
02/04/2017 22:40	7.8	60.18	65.0	6.9	23.98	62.1	9.0	23.82	64.9	59.1	62.7	6.1	23.97	61.6
02/04/2017 22:50	7.8	60.15	65.0	6.9	23.97	62.0	9.0	23.81	64.9	59.1	62.6	6.1	23.97	61.5
02/04/2017 23:00	7.8	60.12	65.0	6.9	23.93	61.9	9.0	23.77	64.9	59.0	62.5	6.1	23.93	61.4
02/04/2017 23:10	7.8	60.03	64.9	6.9	23.92	61.9	9.0	23.75	64.9	59.0	62.5	6.1	23.91	61.4
02/04/2017 23:20	7.8	59.94	64.9	6.9	23.89	61.8	9.0	23.73	64.9	58.9	62.4	6.1	23.86	61.3
02/04/2017 23:30	7.8	59.90	64.9	6.9	23.86	61.7	9.0	23.70	64.8	58.8	62.3	6.1	23.85	61.3
02/04/2017 23:40	7.8	59.83	64.8	6.9	23.84	61.6	9.0	23.66	64.7	58.7	62.3	6.1	23.83	61.2
02/04/2017 23:50	7.8	59.80	64.8	6.9	23.81	61.6	9.0	23.65	64.7	58.7	62.1	6.1	23.80	61.2
02/05/2017 00:00	7.8	59.72	64.8	6.9	23.80	61.6	9.0	23.61	64.7	58.7	62.1	6.1	23.77	61.1
02/05/2017 00:10	7.8	59.67	64.7	6.9	23.79	61.5	9.0	23.61	64.7	58.6	62.1	6.1	23.76	61.0
02/05/2017 00:20	7.8	59.64	64.7	6.9	23.77	61.4	9.0	23.61	64.7	58.5	62.1	6.1	23.74	61.0
02/05/2017 00:30	7.8	59.59	64.7	6.9	23.74	61.4	9.0	23.57	64.6	58.5	62.0	6.1	23.73	61.0
02/05/2017 00:40	7.8	59.53	64.7	6.9	23.72	61.4	9.0	23.55	64.6	58.4	61.9	6.1	23.70	60.9
02/05/2017 00:50	7.8	59.52	64.7	6.9	23.70	61.3	9.0	23.53	64.6	58.4	61.9	6.1	23.69	60.9
02/05/2017 01:00	7.8	59.44	64.6	6.9	23.66	61.2	9.0	23.49	64.5	58.3	61.8	6.1	23.65	60.8
02/05/2017 01:10	7.8	59.37	64.6	6.9	23.64	61.2	9.0	23.48	64.5	58.2	61.8	6.1	23.63	60.7
02/05/2017 01:20	7.8	59.29	64.5	6.9	23.62	61.1	9.0	23.44	64.5	58.2	61.7	6.1	23.59	60.7
02/05/2017 01:30	7.8	59.27	64.5	6.9	23.60	61.1	9.0	23.44	64.4	58.1	61.6	6.1	23.57	60.6
02/05/2017 01:40	7.8	59.18	64.5	6.9	23.57	61.0	9.0	23.41	64.4	58.0	61.6	6.1	23.56	60.6
02/05/2017 01:50	7.8	59.16	64.4	6.9	23.57	61.0	9.0	23.40	64.4	58.0	61.5	6.1	23.54	60.5
02/05/2017 02:00	7.8	59.19	64.5	6.9	23.57	60.9	9.0	23.41	64.3	58.1	61.5	6.1	23.56	60.5
02/05/2017 02:10	7.8	59.14	64.5	6.9	23.57	60.9	9.0	23.40	64.3	58.1	61.5	6.1	23.54	60.5
02/05/2017 02:20	7.8	59.14	64.4	6.9	23.57	61.0	9.0	23.40	64.3	58.1	61.5	6.1	23.55	60.5
02/05/2017 02:30	7.8	59.16	64.5	6.9	23.58	61.0	9.0	23.41	64.3	58.1	61.5	6.1	23.56	60.5
02/05/2017 02:40	7.8	59.22	64.5	6.9	23.60	61.0	9.0	23.42	64.4	58.1	61.6	6.1	23.57	60.6
02/05/2017 02:50	7.8	59.15	64.5	6.9	23.57	61.0	9.0	23.41	64.4	58.1	61.7	6.1	23.56	60.6
02/05/2017 03:00	7.8	59.13	64.4	6.9	23.57	60.9	9.0	23.39	64.3	58.0	61.6	6.1	23.54	60.5

Date/Time	GW2i F	GW2i T	GW2o	GW3i F	GW3i T	GW3o	GW4i F	GW4i T	GW4o	GW5i	GW5o	GW6i F	GW6i T	GW6o
02/05/2017 03:10	7.8	59.13	64.4	6.9	23.57	60.9	9.0	23.39	64.3	58.0	61.6	6.1	23.54	60.5
02/05/2017 03:20	7.8	59.13	64.4	6.9	23.56	61.0	9.0	23.38	64.3	58.0	61.5	6.1	23.53	60.5
02/05/2017 03:30	7.8	59.13	64.4	6.9	23.57	61.0	9.0	23.38	64.3	57.9	61.5	6.1	23.53	60.5
02/05/2017 03:40	7.8	59.13	64.4	6.9	23.57	61.0	9.0	23.40	64.3	58.1	61.6	6.1	23.54	60.5
02/05/2017 03:50	7.8	59.13	64.4	6.9	23.56	61.0	9.0	23.38	64.4	58.0	61.6	6.1	23.53	60.5
02/05/2017 04:00	7.8	59.13	64.4	6.9	23.57	61.0	9.0	23.39	64.3	58.0	61.5	6.1	23.54	60.5
02/05/2017 04:10	7.8	59.12	64.4	6.9	23.57	61.0	9.0	23.41	64.4	58.1	61.6	6.1	23.55	60.6
02/05/2017 04:20	7.8	59.04	64.4	6.9	23.53	60.9	9.0	23.37	64.4	58.0	61.6	6.1	23.51	60.4
02/05/2017 04:30	7.8	59.02	64.4	6.9	23.52	60.8	9.0	23.35	64.3	58.0	61.5	6.1	23.50	60.4
02/05/2017 04:40	7.8	58.93	64.3	6.9	23.50	60.8	9.0	23.33	64.2	57.9	61.4	6.1	23.46	60.4
02/05/2017 04:50	7.8	58.92	64.3	6.9	23.49	60.8	9.0	23.33	64.2	57.8	61.4	6.1	23.45	60.3
02/05/2017 05:00	7.8	58.93	64.3	6.9	23.49	60.8	9.0	23.31	64.2	57.8	61.3	6.1	23.45	60.3
02/05/2017 05:10	7.8	58.89	64.3	6.9	23.47	60.7	9.0	23.30	64.2	57.7	61.3	6.1	23.44	60.3
02/05/2017 05:20	7.8	58.84	64.2	6.9	23.45	60.7	9.0	23.28	64.2	57.7	61.3	6.1	23.42	60.3
02/05/2017 05:30	7.8	58.78	64.2	6.9	23.44	60.6	9.0	23.25	64.1	57.7	61.2	6.1	23.40	60.2
02/05/2017 05:40	7.8	58.73	64.2	6.9	23.41	60.5	9.0	23.23	64.1	57.6	61.1	6.1	23.37	60.1
02/05/2017 05:50	7.8	58.66	64.1	6.9	23.38	60.5	9.0	23.21	64.1	57.5	61.1	6.1	23.34	60.1
02/05/2017 06:00	7.8	58.63	64.1	6.9	23.37	60.4	9.0	23.21	64.0	57.5	61.1	6.1	23.33	60.0
02/05/2017 06:10	7.8	58.62	64.1	6.9	23.37	60.4	9.0	23.20	64.0	57.5	61.0	6.1	23.33	60.0
02/05/2017 06:20	7.8	58.58	64.1	6.9	23.37	60.5	9.0	23.19	64.0	57.5	61.1	6.1	23.33	60.0
02/05/2017 06:30	7.8	58.59	64.1	6.9	23.37	60.5	9.0	23.19	64.0	57.5	61.1	6.1	23.33	60.0
02/05/2017 06:40	7.8	58.57	64.1	6.9	23.37	60.5	9.0	23.18	64.0	57.5	61.1	6.1	23.32	60.0
02/05/2017 06:50	7.8	58.60	64.1	6.9	23.37	60.5	9.0	23.19	64.0	57.5	61.1	6.1	23.33	60.0
02/05/2017 07:00	7.8	58.54	64.1	6.9	23.37	60.5	9.0	23.18	64.1	57.5	61.1	6.1	23.33	60.0
02/05/2017 07:10	7.8	58.54	64.0	6.9	23.36	60.4	9.0	23.18	64.0	57.5	61.1	6.1	23.31	60.0
02/05/2017 07:20	7.8	58.53	64.0	6.9	23.36	60.4	9.0	23.17	64.0	57.4	61.1	6.1	23.31	60.0
02/05/2017 07:30	7.8	58.52	64.0	6.9	23.33	60.4	9.0	23.16	64.0	57.4	61.0	6.1	23.29	59.9
02/05/2017 07:40	7.8	58.54	64.0	6.9	23.36	60.5	9.0	23.19	64.0	57.5	61.0	6.1	23.31	60.0
02/05/2017 07:50	7.8	58.60	64.1	6.9	23.37	60.5	9.0	23.21	64.0	57.6	61.1	6.1	23.33	60.0
02/05/2017 08:00	7.8	58.61	64.1	6.9	23.37	60.5	9.0	23.21	64.0	57.6	61.1	6.1	23.34	60.1
02/05/2017 08:10	7.8	58.68	64.1	6.9	23.40	60.5	9.0	23.23	64.0	57.6	61.2	6.1	23.36	60.1
02/05/2017 08:20	7.8	58.91	64.2	6.9	23.51	60.8	9.0	23.34	64.1	57.8	61.3	6.1	23.45	60.3
02/05/2017 08:30	7.8	59.19	64.3	6.9	23.63	61.1	9.0	23.45	64.3	58.2	61.6	6.1	23.56	60.5
02/05/2017 08:40	7.8	59.40	64.4	6.9	23.71	61.3	9.0	23.54	64.5	58.4	61.9	6.1	23.66	60.7
02/05/2017 08:50	7.8	59.60	64.5	6.9	23.80	61.5	9.0	23.62	64.5	58.6	62.0	6.1	23.74	60.9

Date/Time	GW2i F	GW2i T	GW2o	GW3i F	GW3i T	GW3o	GW4i F	GW4i T	GW4o	GW5i	GW5o	GW6i F	GW6i T	GW6o
02/05/2017 09:00	7.8	59.84	64.6	6.9	23.89	61.8	9.0	23.73	64.7	58.8	62.2	6.1	23.84	61.1
02/05/2017 09:10	7.8	60.08	64.9	6.9	23.99	62.2	9.0	23.83	64.8	59.1	62.4	6.1	23.94	61.4
02/05/2017 09:20	7.8	60.28	64.9	6.9	24.07	62.4	9.0	23.91	65.0	59.4	62.7	6.1	24.03	61.5
02/05/2017 09:30	7.8	60.53	65.1	6.9	24.18	62.7	9.0	24.03	65.1	59.7	62.9	6.1	24.14	61.8
02/05/2017 09:40	7.8	60.79	65.2	6.9	24.29	63.1	9.0	24.15	65.4	60.0	63.1	6.1	24.26	62.1
02/05/2017 09:50	7.8	61.00	65.4	6.9	24.38	63.3	9.0	24.24	65.4	60.2	63.5	6.1	24.36	62.3
02/05/2017 10:00	7.8	61.27	65.5	6.9	24.50	63.6	9.0	24.35	65.6	60.6	63.7	6.1	24.49	62.5
02/05/2017 10:10	7.8	61.57	65.8	6.8	24.61	64.0	9.0	24.48	65.9	60.9	64.0	6.1	24.61	62.8
02/05/2017 10:20	7.8	61.80	65.9	6.8	24.72	64.3	9.0	24.59	66.0	61.2	64.3	6.1	24.72	63.1
02/05/2017 10:30	7.8	62.10	66.1	6.8	24.83	64.6	9.0	24.70	66.1	61.5	64.6	6.1	24.84	63.3
02/05/2017 10:40	7.8	62.34	66.2	6.8	24.94	64.8	9.0	24.82	66.4	61.8	64.9	6.1	24.94	63.6
02/05/2017 10:50	7.8	62.62	66.4	6.8	25.06	65.2	9.0	24.93	66.6	62.1	65.1	6.1	25.05	63.9
02/05/2017 11:00	7.8	62.92	66.6	6.8	25.18	65.5	9.0	25.05	66.7	62.4	65.4	6.1	25.16	64.2
02/05/2017 11:10	7.8	63.22	66.8	6.8	25.30	65.9	9.0	25.19	66.9	62.8	65.6	6.1	25.29	64.6
02/05/2017 11:20	7.8	63.55	67.0	6.8	25.43	66.2	9.0	25.32	67.1	63.1	66.0	6.1	25.41	64.8
02/05/2017 11:30	7.8	63.86	67.3	6.8	25.56	66.7	9.0	25.45	67.4	63.4	66.3	6.0	25.55	65.1
02/05/2017 11:40	7.8	64.19	67.5	6.8	25.69	67.1	9.0	25.59	67.7	63.8	66.6	6.1	25.72	65.5
02/05/2017 11:50	7.8	64.49	67.7	6.8	25.82	67.5	9.0	25.72	67.9	64.1	66.9	6.0	25.82	65.8
02/05/2017 12:00	7.8	64.78	67.9	6.8	25.93	67.8	9.0	25.84	68.1	64.5	67.2	6.0	25.93	66.0
02/05/2017 12:10	7.8	65.08	68.1	6.8	26.05	68.1	9.0	25.96	68.3	64.8	67.5	6.0	26.06	66.4
02/05/2017 12:20	7.8	65.35	68.3	6.8	26.14	68.3	9.0	26.06	68.5	65.1	67.8	6.0	26.17	66.6
02/05/2017 12:30	7.8	65.61	68.5	6.8	26.24	68.6	9.0	26.16	68.7	65.3	68.0	6.0	26.27	66.8
02/05/2017 12:40	7.8	65.84	68.7	6.8	26.33	68.8	9.0	26.25	68.8	65.6	68.3	6.0	26.37	67.1
02/05/2017 12:50	7.8	66.07	68.9	6.8	26.43	69.1	9.0	26.34	69.0	65.9	68.5	6.0	26.46	67.3
02/05/2017 13:00	7.8	66.34	69.1	6.8	26.53	69.4	9.0	26.45	69.2	66.1	68.8	6.0	26.56	67.5
02/05/2017 13:10	7.8	66.64	69.3	6.8	26.66	69.6	9.0	26.59	69.4	66.4	69.0	6.0	26.67	67.9
02/05/2017 13:20	7.8	66.92	69.5	6.8	26.77	69.9	9.0	26.68	69.6	66.7	69.3	6.0	26.79	68.1
02/05/2017 13:30	7.8	67.09	69.6	6.8	26.86	70.1	9.0	26.77	69.8	67.0	69.5	6.0	26.89	68.3
02/05/2017 13:40	7.8	67.34	69.8	6.8	26.95	70.4	9.0	26.87	70.0	67.2	69.8	6.0	26.98	68.5
02/05/2017 13:50	7.8	67.53	70.0	6.8	27.01	70.6	9.0	26.93	70.1	67.3	70.0	6.0	27.05	68.7
02/05/2017 14:00	7.8	67.67	70.1	6.8	27.07	70.8	9.0	26.97	70.3	67.4	70.0	6.0	27.08	68.8
02/05/2017 14:10	7.8	67.90	70.3	6.8	27.17	71.1	9.0	27.07	70.4	67.7	70.2	6.0	27.19	69.1
02/05/2017 14:20	7.8	68.10	70.4	6.8	27.22	71.1	9.0	27.12	70.5	67.8	70.4	6.0	27.23	69.2
02/05/2017 14:30	7.8	68.16	70.6	6.8	27.23	71.2	9.0	27.11	70.6	67.7	70.3	6.0	27.24	69.2
02/05/2017 14:40	7.8	68.28	70.7	6.8	27.30	71.3	9.0	27.18	70.7	67.9	70.4	6.0	27.31	69.4

Date/Time	GW2i F	GW2i T	GW2o	GW3i F	GW3i T	GW3o	GW4i F	GW4i T	GW4o	GW5i	GW5o	GW6i F	GW6i T	GW6o
02/05/2017 14:50	7.8	68.39	70.8	6.8	27.35	71.5	9.0	27.23	70.8	68.0	70.6	6.0	27.35	69.5
02/05/2017 15:00	7.8	68.50	70.9	6.8	27.40	71.5	9.0	27.29	70.9	68.2	70.8	6.0	27.41	69.6
02/05/2017 15:10	7.8	68.69	71.0	6.8	27.48	71.8	9.0	27.37	71.0	68.5	71.0	6.0	27.49	69.8
02/05/2017 15:20	7.8	68.79	71.1	6.8	27.51	71.8	9.0	27.42	71.2	68.5	71.1	6.0	27.53	69.9
02/05/2017 15:30	7.8	69.06	71.3	6.8	27.60	72.0	9.0	27.49	71.3	68.7	71.2	6.0	27.60	70.1
02/05/2017 15:40	7.8	69.12	71.3	6.8	27.62	72.2	9.0	27.52	71.4	68.8	71.4	6.0	27.63	70.2
02/05/2017 15:50	7.8	69.17	71.4	6.7	27.66	72.3	9.0	27.53	71.5	68.8	71.4	6.0	27.65	70.2
02/05/2017 16:00	7.8	69.19	71.5	6.7	27.63	72.2	9.0	27.50	71.6	68.7	71.3	6.0	27.63	70.3
02/05/2017 16:10	7.8	69.19	71.5	6.7	27.62	72.1	9.0	27.48	71.5	68.6	71.2	6.0	27.61	70.3
02/05/2017 16:20	7.8	69.08	71.5	6.8	27.55	72.0	9.0	27.43	71.5	68.4	71.1	6.0	27.54	70.2
02/05/2017 16:30	7.8	69.03	71.5	6.8	27.53	71.9	9.0	27.41	71.5	68.3	71.0	6.0	27.53	70.1
02/05/2017 16:40	7.8	69.03	71.5	6.8	27.53	71.9	9.0	27.41	71.5	68.3	71.1	6.0	27.53	70.1
02/05/2017 16:50	7.8	68.99	71.6	6.8	27.53	71.8	9.0	27.39	71.5	68.3	71.0	6.0	27.51	70.0
02/05/2017 17:00	7.8	68.87	71.6	6.8	27.48	71.7	9.0	27.34	71.5	68.1	71.0	6.0	27.46	70.0
02/05/2017 17:10	7.8	68.74	71.5	6.8	27.43	71.5	9.0	27.30	71.4	68.0	70.9	6.0	27.41	69.8
02/05/2017 17:20	7.8	68.59	71.4	6.8	27.38	71.3	9.0	27.23	71.4	67.8	70.7	6.0	27.35	69.7
02/05/2017 17:30	7.8	68.45	71.4	6.8	27.32	71.2	9.0	27.17	71.3	67.7	70.5	6.0	27.29	69.6
02/05/2017 17:40	7.8	68.27	71.3	6.8	27.25	71.0	9.0	27.09	71.2	67.5	70.4	6.0	27.22	69.5
02/05/2017 17:50	7.8	68.09	71.2	6.8	27.17	70.8	9.0	27.02	71.1	67.4	70.2	6.0	27.14	69.4
02/05/2017 18:00	7.8	67.97	71.2	6.8	27.13	70.7	9.0	26.97	71.0	67.2	70.1	6.0	27.09	69.2
02/05/2017 18:10	7.8	67.91	71.1	6.8	27.10	70.5	9.0	26.94	71.0	67.1	70.0	6.0	27.07	69.1
02/05/2017 18:20	7.8	67.77	71.1	6.8	27.04	70.2	9.0	26.89	71.0	67.0	69.9	6.0	27.01	69.0
02/05/2017 18:30	7.8	67.62	71.0	6.8	26.98	70.0	9.0	26.82	70.9	66.8	69.7	6.0	26.95	68.9
02/05/2017 18:40	7.8	67.57	71.0	6.8	26.97	69.9	9.0	26.81	70.8	66.7	69.7	6.0	26.93	68.8
02/05/2017 18:50	7.8	67.47	71.0	6.8	26.93	69.8	9.0	26.77	70.8	66.7	69.6	6.0	26.90	68.8
02/05/2017 19:00	7.8	67.41	70.9	6.8	26.88	69.7	9.0	26.73	70.8	66.6	69.5	6.0	26.87	68.7
02/05/2017 19:10	7.8	67.28	70.9	6.8	26.84	69.5	9.0	26.69	70.7	66.5	69.4	6.0	26.82	68.6
02/05/2017 19:20	7.8	67.11	70.8	6.8	26.78	69.3	9.0	26.63	70.6	66.4	69.3	6.0	26.77	68.4
02/05/2017 19:30	7.8	67.02	70.7	6.8	26.73	69.1	9.0	26.60	70.5	66.2	69.2	6.0	26.71	68.3
02/05/2017 19:40	7.8	66.88	70.7	6.8	26.69	69.0	9.0	26.54	70.5	66.0	69.1	6.0	26.67	68.3
02/05/2017 19:50	7.8	66.86	70.6	6.8	26.68	68.9	9.0	26.53	70.4	66.0	69.0	6.0	26.65	68.1
02/05/2017 20:00	7.8	66.82	70.6	6.8	26.65	68.9	9.0	26.50	70.4	66.0	69.0	6.0	26.63	68.1
02/05/2017 20:10	7.8	66.73	70.6	6.8	26.62	68.8	9.0	26.46	70.4	65.9	69.0	6.0	26.60	68.0
02/05/2017 20:20	7.8	66.66	70.5	6.8	26.57	68.7	9.0	26.45	70.3	65.8	68.8	6.0	26.57	67.9
02/05/2017 20:30	7.8	66.59	70.5	6.8	26.56	68.6	9.0	26.41	70.3	65.7	68.8	6.0	26.54	67.8

Date/Time	GW2i F	GW2i T	GW2o	GW3i F	GW3i T	GW3o	GW4i F	GW4i T	GW4o	GW5i	GW5o	GW6i F	GW6i T	GW6o
02/05/2017 20:40	7.8	66.51	70.4	6.8	26.53	68.5	9.0	26.37	70.2	65.7	68.8	6.0	26.51	67.8
02/05/2017 20:50	7.8	66.44	70.4	6.8	26.51	68.5	9.0	26.36	70.2	65.7	68.7	6.0	26.49	67.7
02/05/2017 21:00	7.8	66.38	70.4	6.8	26.48	68.5	9.0	26.33	70.2	65.6	68.6	6.0	26.46	67.7
02/05/2017 21:10	7.8	66.33	70.3	6.8	26.45	68.3	9.0	26.32	70.2	65.5	68.6	6.0	26.44	67.6
02/05/2017 21:20	7.8	66.31	70.3	6.8	26.45	68.3	9.0	26.29	70.2	65.4	68.5	6.0	26.41	67.5
02/05/2017 21:30	7.8	66.26	70.3	6.8	26.44	68.3	9.0	26.29	70.2	65.4	68.5	6.0	26.41	67.5
02/05/2017 21:40	7.8	66.19	70.3	6.8	26.41	68.2	9.0	26.25	70.1	65.4	68.5	6.0	26.39	67.5
02/05/2017 21:50	7.8	66.12	70.3	6.8	26.38	68.2	9.0	26.23	70.1	65.3	68.4	6.0	26.36	67.4
02/05/2017 22:00	7.8	66.06	70.2	6.8	26.36	68.1	9.0	26.20	70.0	65.2	68.3	6.0	26.33	67.4
02/05/2017 22:10	7.8	65.93	70.1	6.8	26.30	67.9	9.0	26.15	70.0	65.1	68.3	6.0	26.28	67.2
02/05/2017 22:20	7.8	65.88	70.1	6.8	26.29	67.9	9.0	26.13	70.0	65.0	68.1	6.0	26.26	67.2
02/05/2017 22:30	7.8	65.79	70.1	6.8	26.25	67.8	9.0	26.09	69.9	65.0	68.2	6.0	26.23	67.2
02/05/2017 22:40	7.8	65.68	70.0	6.8	26.20	67.7	9.0	26.05	69.9	64.8	68.0	6.0	26.18	67.0
02/05/2017 22:50	7.8	65.63	70.0	6.8	26.19	67.7	9.0	26.05	69.8	64.8	68.0	6.0	26.17	67.0
02/05/2017 23:00	7.8	65.55	69.9	6.8	26.15	67.6	9.0	25.99	69.8	64.7	67.9	6.0	26.14	67.0
02/05/2017 23:10	7.8	65.42	69.8	6.8	26.09	67.4	9.0	25.93	69.7	64.5	67.7	6.0	26.07	66.8
02/05/2017 23:20	7.8	65.34	69.8	6.8	26.06	67.3	9.0	25.91	69.6	64.4	67.7	6.0	26.04	66.8
02/05/2017 23:30	7.8	65.23	69.7	6.8	26.01	67.2	9.0	25.87	69.6	64.3	67.5	6.0	25.99	66.7
02/05/2017 23:40	7.8	65.12	69.7	6.8	25.97	67.1	9.0	25.82	69.4	64.2	67.5	6.0	25.97	66.5
02/05/2017 23:50	7.8	65.05	69.6	6.8	25.96	67.0	9.0	25.81	69.4	64.2	67.4	6.0	25.93	66.4
02/06/2017 00:00	7.8	64.95	69.6	6.8	25.92	67.0	9.0	25.77	69.4	64.1	67.3	6.0	25.90	66.4
02/06/2017 00:10	7.8	64.89	69.5	6.8	25.88	66.8	9.0	25.73	69.4	64.0	67.2	6.0	25.88	66.3
02/06/2017 00:20	7.8	64.74	69.5	6.8	25.83	66.8	9.0	25.66	69.3	63.8	67.1	6.0	25.82	66.2
02/06/2017 00:30	7.8	64.67	69.4	6.8	25.80	66.7	9.0	25.65	69.3	63.8	67.0	6.0	25.79	66.2
02/06/2017 00:40	7.8	64.67	69.3	6.8	25.80	66.7	9.0	25.65	69.2	63.7	66.9	6.0	25.77	66.1
02/06/2017 00:50	7.8	64.61	69.3	6.8	25.78	66.6	9.0	25.64	69.2	63.7	67.0	6.0	25.77	66.0
02/06/2017 01:00	7.8	64.50	69.3	6.8	25.73	66.5	9.0	25.57	69.2	63.6	67.0	6.0	25.71	66.0
02/06/2017 01:10	7.8	64.46	69.2	6.8	25.71	66.4	9.0	25.56	69.1	63.5	66.8	6.0	25.69	65.8
02/06/2017 01:20	7.8	64.53	69.3	6.8	25.73	66.4	9.0	25.57	69.1	63.6	66.8	6.0	25.71	65.9
02/06/2017 01:30	7.8	64.53	69.2	6.8	25.73	66.4	9.0	25.59	69.1	63.6	66.9	6.0	25.73	65.9
02/06/2017 01:40	7.8	64.47	69.2	6.8	25.71	66.4	9.0	25.56	69.1	63.5	66.9	6.0	25.70	65.9
02/06/2017 01:50	7.8	64.47	69.2	6.8	25.70	66.3	9.0	25.55	69.1	63.5	66.8	6.0	25.69	65.8
02/06/2017 02:00	7.8	64.41	69.2	6.8	25.69	66.3	9.0	25.53	69.0	63.5	66.8	6.0	25.67	65.8
02/06/2017 02:10	7.8	64.34	69.1	6.8	25.66	66.3	9.0	25.53	69.0	63.4	66.7	6.0	25.65	65.8
02/06/2017 02:20	7.8	64.33	69.1	6.8	25.64	66.2	9.0	25.50	69.0	63.4	66.7	6.0	25.63	65.7

Date/Time	GW2i F	GW2i T	GW2o	GW3i F	GW3i T	GW3o	GW4i F	GW4i T	GW4o	GW5i	GW5o	GW6i F	GW6i T	GW6o
02/06/2017 02:30	7.8	64.24	69.1	6.8	25.61	66.2	9.0	25.47	69.0	63.3	66.6	6.0	25.61	65.7
02/06/2017 02:40	7.8	64.13	69.0	6.8	25.59	66.1	9.0	25.44	68.9	63.2	66.6	6.0	25.56	65.5
02/06/2017 02:50	7.8	64.03	68.9	6.8	25.54	66.0	9.0	25.38	68.8	63.1	66.4	6.0	25.52	65.5
02/06/2017 03:00	7.8	63.97	69.0	6.8	25.52	65.9	9.0	25.37	68.8	63.0	66.3	6.0	25.49	65.4
02/06/2017 03:10	7.8	63.92	68.9	6.8	25.49	65.9	9.0	25.35	68.8	62.9	66.3	6.0	25.48	65.4
02/06/2017 03:20	7.8	63.92	68.8	6.8	25.49	65.8	9.0	25.34	68.7	63.0	66.2	6.0	25.48	65.4
02/06/2017 03:30	7.8	63.86	68.9	6.8	25.46	65.8	9.0	25.32	68.7	62.9	66.3	6.0	25.45	65.3
02/06/2017 03:40	7.8	63.83	68.8	6.8	25.45	65.8	9.0	25.29	68.6	62.8	66.2	6.0	25.44	65.2
02/06/2017 03:50	7.8	63.76	68.8	6.8	25.45	65.7	9.0	25.27	68.6	62.8	66.2	6.0	25.42	65.2
02/06/2017 04:00	7.8	63.70	68.7	6.8	25.41	65.7	9.0	25.25	68.6	62.8	66.2	6.0	25.39	65.1
02/06/2017 04:10	7.8	63.63	68.7	6.8	25.37	65.5	9.0	25.24	68.5	62.7	66.1	6.1	25.37	65.1
02/06/2017 04:20	7.8	63.59	68.7	6.8	25.36	65.5	9.0	25.21	68.5	62.6	66.0	6.0	25.35	65.1
02/06/2017 04:30	7.8	63.53	68.7	6.8	25.33	65.5	9.0	25.18	68.4	62.6	66.0	6.0	25.33	65.0
02/06/2017 04:40	7.8	63.35	68.5	6.8	25.27	65.4	9.0	25.11	68.4	62.5	65.9	6.1	25.26	64.9
02/06/2017 04:50	7.8	63.30	68.5	6.8	25.25	65.2	9.0	25.09	68.3	62.4	65.8	6.1	25.24	64.8
02/06/2017 05:00	7.8	63.26	68.5	6.8	25.25	65.3	9.0	25.09	68.4	62.4	65.7	6.1	25.23	64.7
02/06/2017 05:10	7.8	63.15	68.3	6.8	25.18	65.1	9.0	25.04	68.2	62.2	65.7	6.1	25.18	64.6
02/06/2017 05:20	7.8	63.10	68.3	6.8	25.17	65.0	9.0	25.01	68.2	62.2	65.6	6.1	25.14	64.6
02/06/2017 05:30	7.8	63.11	68.3	6.8	25.17	65.1	9.0	25.01	68.2	62.2	65.5	6.1	25.15	64.5
02/06/2017 05:40	7.8	63.03	68.2	6.8	25.15	65.0	9.0	24.98	68.2	62.1	65.5	6.1	25.13	64.5
02/06/2017 05:50	7.8	62.95	68.2	6.8	25.11	64.9	9.0	24.97	68.1	62.0	65.6	6.0	25.10	64.4
02/06/2017 06:00	7.8	62.94	68.2	6.8	25.09	64.9	9.0	24.94	68.0	62.0	65.4	6.1	25.07	64.3
02/06/2017 06:10	7.8	63.04	68.2	6.8	25.14	64.9	9.0	24.98	68.1	62.0	65.4	6.1	25.12	64.5
02/06/2017 06:20	7.8	63.17	68.2	6.8	25.18	65.1	9.0	25.04	68.1	62.2	65.5	6.1	25.17	64.6
02/06/2017 06:30	7.8	63.29	68.3	6.8	25.25	65.2	9.0	25.10	68.3	62.4	65.7	6.1	25.24	64.6
02/06/2017 06:40	7.8	63.49	68.4	6.8	25.32	65.4	9.0	25.17	68.3	62.5	65.8	6.0	25.30	64.8
02/06/2017 06:50	7.8	63.62	68.5	6.8	25.37	65.6	9.0	25.22	68.4	62.7	66.0	6.1	25.35	64.9
02/06/2017 07:00	7.8	63.71	68.6	6.8	25.40	65.6	9.0	25.25	68.4	62.7	66.0	6.1	25.39	65.0
02/06/2017 07:10	7.8	63.80	68.6	6.8	25.44	65.6	9.0	25.29	68.5	62.9	66.1	6.0	25.43	65.1
02/06/2017 07:20	7.8	63.85	68.6	6.8	25.46	65.8	9.0	25.33	68.5	63.0	66.3	6.0	25.46	65.1
02/06/2017 07:30	7.8	64.03	68.7	6.8	25.54	65.9	9.0	25.39	68.6	63.1	66.4	6.0	25.52	65.2
02/06/2017 07:40	7.8	64.21	68.8	6.8	25.61	66.1	9.0	25.46	68.7	63.2	66.4	6.0	25.60	65.4
02/06/2017 07:50	7.8	64.34	68.9	6.8	25.65	66.3	9.0	25.52	68.8	63.4	66.6	6.0	25.64	65.6
02/06/2017 08:00	7.8	64.46	68.9	6.8	25.71	66.4	9.0	25.55	68.9	63.5	66.8	6.0	25.69	65.7
02/06/2017 08:10	7.8	64.58	69.0	6.8	25.75	66.5	9.0	25.62	69.0	63.7	66.9	6.0	25.74	65.9

Date/Time	GW2i F	GW2i T	GW2o	GW3i F	GW3i T	GW3o	GW4i F	GW4i T	GW4o	GW5i	GW5o	GW6i F	GW6i T	GW6o
02/06/2017 08:20	7.8	64.74	69.1	6.8	25.82	66.7	9.0	25.67	69.1	63.8	67.0	6.0	25.81	66.0
02/06/2017 08:30	7.8	64.90	69.2	6.8	25.89	66.9	9.0	25.75	69.2	64.0	67.2	6.0	25.88	66.2
02/06/2017 08:40	7.8	65.08	69.3	6.8	25.96	67.0	9.0	25.81	69.3	64.2	67.3	6.0	25.95	66.3
02/06/2017 08:50	7.8	65.26	69.4	6.8	26.02	67.2	9.0	25.88	69.3	64.3	67.4	6.0	26.00	66.4
02/06/2017 09:00	7.8	65.38	69.5	6.8	26.09	67.3	9.0	25.94	69.4	64.5	67.6	6.0	26.07	66.6
02/06/2017 09:10	7.8	65.55	69.6	6.8	26.15	67.5	9.0	25.99	69.6	64.7	67.8	6.0	26.13	66.8
02/06/2017 09:20	7.8	65.70	69.7	6.8	26.21	67.7	9.0	26.06	69.7	64.9	67.9	6.0	26.20	66.9
02/06/2017 09:30	7.8	65.90	69.9	6.8	26.29	67.9	9.0	26.15	69.7	65.1	68.0	6.0	26.28	67.1
02/06/2017 09:40	7.8	66.15	70.0	6.8	26.38	68.1	9.0	26.24	69.9	65.3	68.2	6.0	26.37	67.2
02/06/2017 09:50	7.8	66.30	70.1	6.8	26.45	68.2	9.0	26.31	70.0	65.5	68.4	6.0	26.43	67.4
02/06/2017 10:00	7.8	66.49	70.2	6.8	26.52	68.4	9.0	26.37	70.2	65.6	68.6	6.0	26.51	67.6
02/06/2017 10:10	7.8	66.73	70.4	6.8	26.62	68.6	9.0	26.48	70.3	66.0	68.8	6.0	26.61	67.8
02/06/2017 10:20	7.8	66.90	70.5	6.8	26.69	68.8	9.0	26.55	70.5	66.1	69.0	6.0	26.68	68.0
02/06/2017 10:30	7.8	67.02	70.6	6.8	26.73	69.0	9.0	26.60	70.6	66.3	69.1	6.0	26.71	68.1
02/06/2017 10:40	7.8	67.15	70.7	6.8	26.78	69.1	9.0	26.64	70.6	66.4	69.2	6.0	26.76	68.2
02/06/2017 10:50	7.8	67.22	70.8	6.8	26.81	69.1	9.0	26.65	70.7	66.4	69.2	6.0	26.78	68.2
02/06/2017 11:00	7.8	67.21	70.8	6.8	26.80	69.1	9.0	26.65	70.7	66.3	69.2	6.0	26.77	68.2
02/06/2017 11:10	7.8	67.37	70.9	6.8	26.88	69.2	9.0	26.73	70.7	66.5	69.3	6.0	26.85	68.4
02/06/2017 11:20	7.8	67.69	71.1	6.8	27.02	69.7	9.0	26.89	71.0	67.0	69.6	6.0	27.00	68.7
02/06/2017 11:30	7.8	67.94	71.3	6.8	27.12	69.9	9.0	26.98	71.2	67.2	70.0	6.0	27.09	69.0
02/06/2017 11:40	7.8	68.16	71.4	6.8	27.19	70.1	9.0	27.05	71.3	67.3	70.1	6.0	27.17	69.2
02/06/2017 11:50	7.8	68.34	71.5	6.8	27.26	70.3	9.0	27.12	71.4	67.5	70.3	6.0	27.24	69.3
02/06/2017 12:00	7.8	68.49	71.6	6.7	27.33	70.5	9.0	27.18	71.6	67.7	70.4	6.0	27.31	69.5
02/06/2017 12:10	7.8	68.78	71.8	6.7	27.45	70.8	9.0	27.31	71.7	68.1	70.7	6.0	27.43	69.7
02/06/2017 12:20	7.8	69.06	72.0	6.7	27.55	71.1	9.0	27.42	72.0	68.4	70.9	6.0	27.55	70.0
02/06/2017 12:30	7.8	69.35	72.2	6.7	27.68	71.3	9.0	27.53	72.1	68.6	71.2	6.0	27.67	70.3
02/06/2017 12:40	7.8	69.68	72.4	6.7	27.82	71.7	9.0	27.68	72.4	69.0	71.6	6.0	27.81	70.6
02/06/2017 12:50	7.8	70.19	72.7	6.7	28.03	72.1	9.0	27.89	72.7	69.7	71.9	6.0	28.03	71.1
02/06/2017 13:00	7.8	70.47	73.0	6.7	28.13	72.5	9.0	27.98	72.9	69.9	72.4	6.0	28.13	71.3
02/06/2017 13:10	7.8	70.95	73.2	6.7	28.33	72.9	9.0	28.20	73.2	70.3	72.7	6.0	28.32	71.7
02/06/2017 13:20	7.8	71.28	73.5	6.7	28.46	73.4	9.0	28.36	73.5	70.9	73.1	6.0	28.48	72.2
02/06/2017 13:30	7.8	71.44	73.7	6.7	28.52	73.6	9.0	28.39	73.5	70.8	73.2	6.0	28.51	72.3
02/06/2017 13:40	7.8	71.58	73.8	6.7	28.56	73.7	9.0	28.44	73.7	70.9	73.3	6.0	28.55	72.5
02/06/2017 13:50	7.8	71.73	73.9	6.7	28.62	73.9	9.0	28.50	73.8	71.0	73.4	6.0	28.60	72.6
02/06/2017 14:00	7.8	71.92	74.1	6.7	28.69	74.1	9.0	28.55	74.0	71.2	73.5	6.0	28.67	72.7

Date/Time	GW2i F	GW2i T	GW2o	GW3i F	GW3i T	GW3o	GW4i F	GW4i T	GW4o	GW5i	GW5o	GW6i F	GW6i T	GW6o
02/06/2017 14:10	7.8	72.03	74.2	6.7	28.74	74.2	9.0	28.61	74.1	71.3	73.7	6.0	28.72	72.9
02/06/2017 14:20	7.8	72.20	74.3	6.7	28.82	74.3	9.0	28.68	74.2	71.4	73.9	6.0	28.79	73.0
02/06/2017 14:30	7.8	72.31	74.4	6.7	28.86	74.5	9.0	28.72	74.3	71.6	74.0	6.0	28.84	73.2
02/06/2017 14:40	7.8	72.38	74.6	6.7	28.89	74.5	9.0	28.75	74.4	71.7	74.1	6.0	28.86	73.2
02/06/2017 14:50	7.8	72.51	74.7	6.7	28.93	74.6	9.0	28.80	74.5	71.7	74.1	6.0	28.90	73.4
02/06/2017 15:00	7.8	72.63	74.7	6.7	28.98	74.8	9.0	28.85	74.6	71.9	74.3	6.0	28.95	73.5
02/06/2017 15:10	7.8	72.75	74.8	6.7	29.02	74.9	9.0	28.89	74.7	72.0	74.4	5.9	29.00	73.6
02/06/2017 15:20	7.8	72.88	75.0	6.7	29.08	75.0	9.0	28.94	74.9	72.2	74.5	5.9	29.05	73.7
02/06/2017 15:30	7.8	73.04	75.1	6.7	29.14	75.2	9.0	29.00	75.0	72.3	74.6	5.9	29.11	73.8
02/06/2017 15:40	7.8	73.17	75.3	6.7	29.19	75.3	9.0	29.06	75.0	72.5	74.8	5.9	29.17	74.0
02/06/2017 15:50	7.8	73.30	75.3	6.7	29.24	75.4	9.0	29.11	75.1	72.5	74.8	5.9	29.21	74.1
02/06/2017 16:00	7.8	73.33	75.4	6.7	29.25	75.5	9.0	29.13	75.2	72.6	75.0	5.9	29.21	74.1
02/06/2017 16:10	7.8	73.33	75.5	6.7	29.25	75.5	9.0	29.13	75.3	72.6	75.0	5.9	29.23	74.2
02/06/2017 16:20	7.8	73.39	75.5	6.7	29.27	75.6	9.0	29.13	75.3	72.6	75.0	5.9	29.25	74.2
02/06/2017 16:30	7.8	73.42	75.6	6.7	29.29	75.6	9.0	29.16	75.4	72.7	75.1	5.9	29.25	74.3
02/06/2017 16:40	7.8	73.42	75.6	6.7	29.29	75.6	9.0	29.14	75.5	72.6	75.1	5.9	29.25	74.3
02/06/2017 16:50	7.8	73.42	75.7	6.7	29.29	75.6	9.0	29.16	75.5	72.7	75.1	5.9	29.26	74.3
02/06/2017 17:00	7.8	73.42	75.7	6.7	29.29	75.6	9.0	29.16	75.5	72.7	75.1	5.9	29.26	74.4
02/06/2017 17:10	7.8	73.42	75.7	6.7	29.29	75.5	9.0	29.14	75.5	72.7	75.1	5.9	29.25	74.3
02/06/2017 17:20	7.8	73.37	75.7	6.7	29.26	75.5	9.0	29.13	75.5	72.6	75.1	5.9	29.25	74.3
02/06/2017 17:30	7.8	73.33	75.7	6.7	29.25	75.4	9.0	29.13	75.5	72.5	75.1	5.9	29.21	74.3
02/06/2017 17:40	7.8	73.33	75.7	6.7	29.25	75.4	9.0	29.10	75.5	72.5	75.0	5.9	29.21	74.3
02/06/2017 17:50	7.8	73.31	75.7	6.7	29.21	75.3	9.0	29.09	75.5	72.4	75.0	5.9	29.20	74.2
02/06/2017 18:00	7.8	73.22	75.7	6.7	29.20	75.2	9.0	29.05	75.5	72.4	74.9	5.9	29.17	74.2
02/06/2017 18:10	7.8	73.13	75.7	6.7	29.17	75.2	9.0	29.03	75.5	72.3	74.9	6.0	29.14	74.1
02/06/2017 18:20	7.8	73.12	75.7	6.7	29.16	75.2	9.0	29.01	75.5	72.3	74.9	5.9	29.13	74.1
02/06/2017 18:30	7.8	73.06	75.7	6.7	29.13	75.2	9.0	29.01	75.4	72.3	74.9	5.9	29.12	74.1
02/06/2017 18:40	7.8	73.02	75.7	6.7	29.13	75.1	9.0	28.97	75.4	72.2	74.8	5.9	29.09	74.0
02/06/2017 18:50	7.8	73.02	75.7	6.7	29.12	75.0	9.0	28.97	75.4	72.1	74.8	5.9	29.06	74.0
02/06/2017 19:00	7.8	73.02	75.7	6.7	29.13	75.1	9.0	28.97	75.4	72.2	74.8	5.9	29.07	74.0
02/06/2017 19:10	7.8	73.02	75.7	6.7	29.11	75.0	9.0	28.97	75.5	72.2	74.7	5.9	29.07	74.0
02/06/2017 19:20	7.8	73.02	75.7	6.7	29.10	75.0	9.0	28.97	75.4	72.2	74.8	5.9	29.06	74.0
02/06/2017 19:30	7.8	73.02	75.7	6.7	29.12	75.0	9.0	28.97	75.4	72.2	74.8	5.9	29.07	74.0
02/06/2017 19:40	7.8	73.02	75.8	6.7	29.13	75.0	9.0	28.97	75.5	72.1	74.8	5.9	29.09	74.0
02/06/2017 19:50	7.8	73.02	75.7	6.7	29.13	75.0	9.0	28.98	75.5	72.2	74.8	5.9	29.09	74.0

Date/Time	GW2i F	GW2i T	GW2o	GW3i F	GW3i T	GW3o	GW4i F	GW4i T	GW4o	GW5i	GW5o	GW6i F	GW6i T	GW6o
02/06/2017 20:00	7.8	73.11	75.8	6.7	29.14	75.2	9.0	29.01	75.5	72.3	74.9	5.9	29.12	74.1
02/06/2017 20:10	7.8	73.13	75.9	6.7	29.17	75.2	9.0	29.03	75.6	72.3	74.9	5.9	29.13	74.1
02/06/2017 20:20	7.8	73.21	75.9	6.7	29.20	75.2	9.0	29.05	75.6	72.4	75.0	5.9	29.16	74.1
02/06/2017 20:30	7.8	73.29	76.0	6.7	29.22	75.3	9.0	29.08	75.7	72.4	75.0	5.9	29.19	74.2
02/06/2017 20:40	7.8	73.33	76.0	6.7	29.25	75.4	9.0	29.12	75.8	72.4	75.1	5.9	29.21	74.3
02/06/2017 20:50	7.8	73.42	76.1	6.7	29.27	75.4	9.0	29.13	75.8	72.6	75.1	5.9	29.25	74.4
02/06/2017 21:00	7.8	73.49	76.2	6.7	29.29	75.5	9.0	29.17	75.9	72.6	75.2	5.9	29.26	74.4
02/06/2017 21:10	7.8	73.53	76.2	6.7	29.32	75.5	9.0	29.19	75.9	72.7	75.3	5.9	29.30	74.5
02/06/2017 21:20	7.8	73.62	76.3	6.7	29.36	75.6	9.0	29.22	75.9	72.8	75.3	5.9	29.33	74.5
02/06/2017 21:30	7.8	73.63	76.3	6.7	29.38	75.7	9.0	29.25	76.1	72.8	75.4	5.9	29.33	74.6
02/06/2017 21:40	7.8	73.72	76.4	6.7	29.41	75.8	9.0	29.25	76.0	72.9	75.4	5.9	29.37	74.7
02/06/2017 21:50	7.8	73.78	76.4	6.7	29.42	75.8	9.0	29.29	76.1	73.0	75.5	5.9	29.40	74.7
02/06/2017 22:00	7.8	73.83	76.5	6.7	29.45	75.8	9.0	29.31	76.2	73.1	75.6	5.9	29.41	74.8
02/06/2017 22:10	7.8	73.92	76.5	6.7	29.48	75.9	9.0	29.34	76.2	73.1	75.6	5.9	29.45	74.8
02/06/2017 22:20	7.8	73.99	76.6	6.7	29.51	75.9	9.0	29.37	76.3	73.2	75.7	5.9	29.48	74.9
02/06/2017 22:30	7.8	74.04	76.7	6.7	29.55	76.1	9.0	29.41	76.4	73.3	75.8	5.9	29.51	75.0
02/06/2017 22:40	7.8	74.13	76.7	6.7	29.57	76.1	9.0	29.43	76.5	73.3	75.8	5.9	29.54	75.1
02/06/2017 22:50	7.8	74.25	76.8	6.7	29.62	76.2	9.0	29.48	76.5	73.4	75.9	5.9	29.58	75.2
02/06/2017 23:00	7.8	74.33	76.9	6.7	29.66	76.3	9.0	29.52	76.6	73.5	76.0	5.9	29.61	75.2
02/06/2017 23:10	7.8	74.44	77.0	6.7	29.69	76.4	9.0	29.56	76.7	73.6	76.1	5.9	29.65	75.3
02/06/2017 23:20	7.8	74.53	77.1	6.7	29.73	76.5	9.0	29.59	76.8	73.7	76.2	5.9	29.69	75.4
02/06/2017 23:30	7.8	74.66	77.2	6.7	29.78	76.5	9.0	29.64	76.8	73.8	76.2	5.9	29.74	75.5
02/06/2017 23:40	7.8	74.74	77.2	6.7	29.82	76.6	9.0	29.68	76.9	73.9	76.3	5.9	29.77	75.6
02/06/2017 23:50	7.8	74.83	77.3	6.7	29.85	76.7	9.0	29.70	77.0	74.0	76.4	5.9	29.80	75.7
02/07/2017 00:00	7.8	74.92	77.4	6.7	29.88	76.8	9.0	29.74	77.1	74.1	76.5	5.9	29.84	75.8
02/07/2017 00:10	7.8	75.02	77.5	6.7	29.91	76.9	9.0	29.77	77.2	74.2	76.6	5.9	29.87	75.9
02/07/2017 00:20	7.8	75.08	77.5	6.7	29.95	77.0	9.0	29.82	77.2	74.2	76.7	5.9	29.92	76.0
02/07/2017 00:30	7.8	75.19	77.6	6.7	29.99	77.1	9.0	29.85	77.2	74.3	76.7	5.9	29.95	76.1
02/07/2017 00:40	7.8	75.33	77.7	6.7	30.04	77.2	9.0	29.90	77.4	74.5	76.9	5.9	30.00	76.2
02/07/2017 00:50	7.8	75.42	77.8	6.7	30.09	77.3	9.0	29.94	77.4	74.6	77.0	5.9	30.04	76.2
02/07/2017 01:00	7.8	75.52	77.9	6.7	30.13	77.4	9.0	29.97	77.5	74.6	77.1	5.9	30.07	76.3
02/07/2017 01:10	7.8	75.62	77.9	6.7	30.13	77.5	9.1	30.01	77.5	74.7	77.2	5.9	30.11	76.4
02/07/2017 01:20	7.8	75.68	78.0	6.7	30.17	77.6	9.1	30.03	77.6	74.8	77.2	5.9	30.13	76.5
02/07/2017 01:30	7.8	75.72	78.0	6.7	30.19	77.6	9.0	30.05	77.7	74.9	77.2	5.9	30.14	76.5
02/07/2017 01:40	7.8	75.72	78.1	6.7	30.21	77.6	9.1	30.07	77.8	74.9	77.3	5.9	30.17	76.6

Date/Time	GW2i F	GW2i T	GW2o	GW3i F	GW3i T	GW3o	GW4i F	GW4i T	GW4o	GW5i	GW5o	GW6i F	GW6i T	GW6o
02/07/2017 01:50	7.8	75.79	78.2	6.7	30.23	77.7	9.0	30.09	77.8	74.9	77.4	5.9	30.19	76.6
02/07/2017 02:00	7.8	75.83	78.2	6.7	30.25	77.7	9.0	30.09	77.9	75.0	77.4	5.9	30.21	76.6
02/07/2017 02:10	7.8	75.85	78.2	6.7	30.27	77.8	9.0	30.12	77.9	75.0	77.4	5.9	30.21	76.7
02/07/2017 02:20	7.8	75.92	78.3	6.7	30.29	77.8	9.0	30.13	78.0	75.0	77.4	5.9	30.22	76.7
02/07/2017 02:30	7.8	75.95	78.3	6.7	30.29	77.8	9.1	30.14	78.0	75.1	77.5	5.9	30.25	76.8
02/07/2017 02:40	7.8	76.03	78.3	6.7	30.31	77.9	9.1	30.17	78.0	75.1	77.6	5.9	30.26	76.9
02/07/2017 02:50	7.8	76.04	78.4	6.7	30.33	77.9	9.1	30.18	78.1	75.1	77.6	5.9	30.29	76.9
02/07/2017 03:00	7.8	76.12	78.5	6.7	30.34	78.0	9.0	30.21	78.1	75.2	77.7	5.9	30.29	76.9
02/07/2017 03:10	7.8	76.13	78.6	6.7	30.37	78.0	9.1	30.21	78.2	75.3	77.7	5.9	30.32	76.9
02/07/2017 03:20	7.8	76.14	78.5	6.7	30.38	78.1	9.1	30.25	78.2	75.3	77.7	5.9	30.33	77.0
02/07/2017 03:30	7.8	76.22	78.6	6.7	30.40	78.1	9.1	30.25	78.2	75.3	77.7	5.9	30.33	77.1
02/07/2017 03:40	7.8	76.26	78.7	6.7	30.41	78.2	9.1	30.27	78.3	75.4	77.9	5.9	30.37	77.1
02/07/2017 03:50	7.8	76.31	78.7	6.7	30.43	78.3	9.1	30.29	78.3	75.4	77.9	5.9	30.39	77.1
02/07/2017 04:00	7.8	76.34	78.7	6.7	30.45	78.3	9.0	30.30	78.4	75.5	77.9	5.9	30.40	77.2
02/07/2017 04:10	7.8	76.41	78.8	6.7	30.45	78.3	9.1	30.32	78.4	75.5	78.0	5.9	30.41	77.2
02/07/2017 04:20	7.8	76.42	78.8	6.7	30.46	78.3	9.1	30.33	78.5	75.6	78.0	5.9	30.41	77.3
02/07/2017 04:30	7.8	76.42	78.8	6.7	30.49	78.4	9.1	30.33	78.5	75.6	78.1	5.9	30.43	77.3
02/07/2017 04:40	7.8	76.42	78.9	6.7	30.49	78.4	9.1	30.35	78.5	75.6	78.1	5.9	30.45	77.3
02/07/2017 04:50	7.8	76.44	78.9	6.7	30.49	78.4	9.1	30.36	78.5	75.6	78.1	5.9	30.45	77.3
02/07/2017 05:00	7.8	76.50	78.9	6.7	30.52	78.5	9.1	30.37	78.6	75.7	78.1	5.9	30.47	77.4
02/07/2017 05:10	7.8	76.55	79.0	6.7	30.53	78.5	9.0	30.37	78.6	75.7	78.1	5.9	30.49	77.4
02/07/2017 05:20	7.8	76.62	79.1	6.7	30.56	78.6	9.1	30.41	78.7	75.8	78.2	5.9	30.49	77.4
02/07/2017 05:30	7.8	76.64	79.1	6.7	30.57	78.6	9.1	30.42	78.7	75.8	78.2	5.9	30.52	77.4
02/07/2017 05:40	7.8	76.72	79.1	6.7	30.57	78.6	9.1	30.45	78.7	75.8	78.3	5.9	30.53	77.5
02/07/2017 05:50	7.8	76.72	79.2	6.7	30.61	78.7	9.1	30.45	78.8	75.9	78.3	5.9	30.57	77.6
02/07/2017 06:00	7.8	76.77	79.2	6.7	30.61	78.7	9.1	30.47	78.8	75.9	78.4	5.9	30.57	77.6
02/07/2017 06:10	7.8	76.81	79.3	6.7	30.62	78.7	9.1	30.49	78.9	75.9	78.4	5.9	30.57	77.7
02/07/2017 06:20	7.8	76.83	79.3	6.7	30.65	78.7	9.1	30.49	78.9	76.0	78.4	5.9	30.60	77.7
02/07/2017 06:30	7.8	76.83	79.4	6.7	30.65	78.7	9.1	30.52	79.0	76.0	78.5	5.9	30.61	77.7
02/07/2017 06:40	7.8	76.90	79.3	6.7	30.66	78.8	9.1	30.53	79.0	76.1	78.5	5.9	30.61	77.7
02/07/2017 06:50	7.8	76.92	79.4	6.7	30.69	78.8	9.1	30.54	79.0	76.0	78.5	5.9	30.63	77.8
02/07/2017 07:00	7.8	76.96	79.4	6.7	30.69	78.9	9.1	30.55	79.0	76.1	78.5	5.9	30.64	77.8
02/07/2017 07:10	7.8	76.90	79.4	6.7	30.66	78.8	9.1	30.52	79.1	76.0	78.5	5.9	30.61	77.7
02/07/2017 07:20	7.8	76.80	79.4	6.7	30.61	78.7	9.1	30.47	79.0	75.8	78.3	5.9	30.56	77.6
02/07/2017 07:30	7.8	76.63	79.3	6.7	30.54	78.5	9.1	30.38	78.9	75.6	78.2	5.9	30.49	77.5

Date/Time	GW2i F	GW2i T	GW2o	GW3i F	GW3i T	GW3o	GW4i F	GW4i T	GW4o	GW5i	GW5o	GW6i F	GW6i T	GW6o
02/07/2017 07:40	7.8	76.42	79.2	6.7	30.48	78.4	9.1	30.33	78.9	75.6	78.1	5.9	30.43	77.4
02/07/2017 07:50	7.8	76.24	79.2	6.7	30.41	78.2	9.1	30.26	78.8	75.4	77.9	5.9	30.35	77.2
02/07/2017 08:00	7.8	76.16	79.1	6.7	30.38	78.0	9.1	30.23	78.7	75.3	77.9	5.9	30.32	77.2
02/07/2017 08:10	7.8	76.12	79.0	6.7	30.35	77.9	9.1	30.21	78.6	75.2	77.9	5.9	30.31	77.1
02/07/2017 08:20	7.8	76.04	79.0	6.7	30.32	77.9	9.1	30.18	78.6	75.1	77.8	5.9	30.28	77.1
02/07/2017 08:30	7.8	76.06	79.0	6.7	30.33	77.9	9.1	30.18	78.6	75.1	77.7	5.9	30.29	77.0
02/07/2017 08:40	7.8	76.07	79.1	6.7	30.33	77.9	9.1	30.20	78.6	75.3	77.8	5.9	30.29	77.1
02/07/2017 08:50	7.8	76.03	79.0	6.7	30.33	77.9	9.1	30.18	78.7	75.3	77.8	5.9	30.29	77.0
02/07/2017 09:00	7.8	75.97	79.0	6.7	30.30	77.9	9.1	30.17	78.6	75.2	77.8	5.9	30.27	76.9
02/07/2017 09:10	7.8	75.99	78.9	6.7	30.31	77.8	9.1	30.16	78.6	75.2	77.7	5.9	30.27	76.9
02/07/2017 09:20	7.8	76.10	79.0	6.7	30.36	78.0	9.1	30.23	78.6	75.3	77.8	5.9	30.32	77.0
02/07/2017 09:30	7.7	76.13	79.1	6.7	30.37	78.0	9.1	30.25	78.7	75.4	77.9	5.9	30.33	77.1
02/07/2017 09:40	7.7	76.21	79.1	6.7	30.41	78.1	9.1	30.27	78.7	75.4	77.9	5.9	30.36	77.1
02/07/2017 09:50	7.7	76.21	79.1	6.7	30.41	78.1	9.1	30.25	78.8	75.4	77.9	5.9	30.35	77.2
02/07/2017 10:00	7.7	76.27	79.2	6.7	30.43	78.2	9.1	30.29	78.8	75.5	77.9	5.9	30.38	77.2
02/07/2017 10:10	7.7	76.52	79.4	6.7	30.57	78.5	9.1	30.42	79.0	75.8	78.2	5.9	30.52	77.4
02/07/2017 10:20	7.7	76.77	79.5	6.7	30.68	78.8	9.1	30.56	79.2	76.3	78.6	5.9	30.66	77.7
02/07/2017 10:30	7.7	76.55	79.4	6.7	30.58	78.6	9.1	30.46	79.2	76.0	78.7	5.9	30.55	77.7
02/07/2017 10:40	7.7	76.61	79.4	6.7	30.61	78.6	9.1	30.49	79.2	76.0	78.5	5.9	30.59	77.7
02/07/2017 10:50	7.7	76.63	79.5	6.7	30.64	78.7	9.1	30.53	79.2	76.2	78.6	5.9	30.61	77.8
02/07/2017 11:00	7.7	76.69	79.5	6.7	30.65	78.7	9.1	30.54	79.3	76.3	78.7	5.9	30.62	77.8
02/07/2017 11:10	7.7	76.68	79.5	6.7	30.64	78.8	9.1	30.54	79.3	76.3	78.7	5.9	30.61	77.8
02/07/2017 11:20	7.7	76.69	79.6	6.7	30.64	78.8	9.1	30.54	79.3	76.2	78.7	5.9	30.62	77.8
02/07/2017 11:30	7.7	76.74	79.6	6.7	30.66	78.8	9.1	30.57	79.3	76.3	78.8	5.9	30.65	77.9
02/07/2017 11:40	7.7	76.84	79.6	6.7	30.71	79.0	9.1	30.61	79.4	76.4	78.8	5.9	30.71	77.9
02/07/2017 11:50	7.7	76.94	79.7	6.7	30.75	79.1	9.1	30.65	79.5	76.6	78.9	5.9	30.75	78.0
02/07/2017 12:00	7.7	77.12	79.8	6.7	30.84	79.4	9.1	30.74	79.6	76.8	79.1	5.9	30.81	78.2
02/07/2017 12:10	7.7	77.19	79.9	6.7	30.86	79.5	9.1	30.78	79.6	77.0	79.3	5.9	30.86	78.4
02/07/2017 12:20	7.7	77.22	79.9	6.7	30.87	79.4	9.1	30.78	79.7	77.0	79.3	5.9	30.87	78.4
02/07/2017 12:30	7.7	77.28	80.0	6.7	30.88	79.6	9.1	30.80	79.8	76.8	79.3	5.9	30.89	78.4
02/07/2017 12:40	7.7	77.39	80.0	6.7	30.93	79.7	9.1	30.85	79.8	77.1	79.4	5.9	30.94	78.5
02/07/2017 12:50	7.7	77.50	80.1	6.7	30.96	79.7	9.1	30.88	79.9	77.2	79.5	5.9	30.97	78.6
02/07/2017 13:00	7.7	77.56	80.2	6.7	31.00	79.8	9.1	30.91	80.0	77.3	79.6	5.9	30.99	78.6
02/07/2017 13:10	7.7	77.71	80.3	6.7	31.05	80.0	9.1	30.97	80.1	77.3	79.7	5.9	31.05	78.8
02/07/2017 13:20	7.7	77.81	80.3	6.7	31.08	80.1	9.1	30.99	80.1	77.4	79.8	5.9	31.08	78.8

Date/Time	GW2i F	GW2i T	GW2o	GW3i F	GW3i T	GW3o	GW4i F	GW4i T	GW4o	GW5i	GW5o	GW6i F	GW6i T	GW6o
02/07/2017 13:30	7.7	77.83	80.4	6.7	31.12	80.2	9.1	31.02	80.2	77.6	79.8	5.9	31.12	78.9
02/07/2017 13:40	7.7	77.92	80.5	6.7	31.15	80.3	9.1	31.07	80.2	77.7	79.9	5.9	31.16	79.0
02/07/2017 13:50	7.7	78.07	80.5	6.7	31.23	80.5	9.1	31.12	80.3	77.9	80.1	5.9	31.22	79.2
02/07/2017 14:00	7.6	78.12	80.6	6.7	31.25	80.6	9.1	31.14	80.4	78.0	80.3	5.9	31.24	79.3
02/07/2017 14:10	7.6	78.17	80.7	6.6	31.27	80.6	9.1	31.15	80.5	78.0	80.3	5.9	31.26	79.3
02/07/2017 14:20	7.6	78.22	80.7	6.6	31.28	80.6	9.1	31.15	80.5	78.0	80.3	5.9	31.27	79.3
02/07/2017 14:30	7.6	78.22	80.7	6.6	31.28	80.6	9.1	31.15	80.5	78.0	80.3	5.9	31.27	79.3
02/07/2017 14:40	7.6	78.17	80.7	6.6	31.25	80.5	9.1	31.13	80.5	77.9	80.2	5.9	31.23	79.3
02/07/2017 14:50	7.6	78.20	80.8	6.6	31.27	80.5	9.1	31.14	80.5	77.8	80.2	5.9	31.25	79.3
02/07/2017 15:00	7.6	78.22	80.8	6.6	31.28	80.5	9.1	31.16	80.6	77.9	80.3	5.9	31.25	79.3
02/07/2017 15:10	7.6	78.25	80.8	6.6	31.28	80.5	9.1	31.15	80.6	77.9	80.2	5.9	31.26	79.3
02/07/2017 15:20	7.6	78.19	80.8	6.6	31.26	80.5	9.1	31.13	80.6	77.9	80.3	5.9	31.24	79.3
02/07/2017 15:30	7.6	77.89	80.7	6.6	31.13	80.2	9.1	31.03	80.5	77.6	80.1	5.9	31.13	79.2
02/07/2017 15:40	7.6	77.68	80.5	6.6	31.02	79.9	9.1	30.93	80.3	77.2	79.8	5.9	31.03	78.9
02/07/2017 15:50	7.6	77.37	80.4	6.6	30.90	79.5	9.1	30.80	80.2	76.9	79.5	5.9	30.89	78.7
02/07/2017 16:00	7.6	77.14	80.2	6.6	30.82	79.3	9.1	30.71	80.1	76.7	79.3	5.9	30.81	78.4
02/07/2017 16:10	7.6	76.79	80.1	6.7	30.67	79.0	9.1	30.57	79.9	76.4	79.1	5.9	30.67	78.1
02/07/2017 16:20	7.6	76.56	80.0	6.6	30.57	78.7	9.1	30.46	79.7	76.0	78.8	5.9	30.56	77.8
02/07/2017 16:30	7.6	76.32	79.8	6.6	30.47	78.4	9.1	30.35	79.6	75.7	78.5	5.9	30.46	77.6
02/07/2017 16:40	7.6	76.04	79.7	6.7	30.36	78.1	9.1	30.24	79.4	75.4	78.3	5.9	30.34	77.4
02/07/2017 16:50	7.6	75.71	79.5	6.7	30.22	77.7	9.1	30.09	79.1	75.0	77.9	5.9	30.20	77.0
02/07/2017 17:00	7.6	75.42	79.3	6.7	30.09	77.4	9.1	29.97	79.0	74.7	77.6	5.9	30.07	76.7
02/07/2017 17:10	7.6	75.06	79.1	6.6	29.94	76.9	9.1	29.82	78.8	74.2	77.3	5.9	29.92	76.4
02/07/2017 17:20	7.6	74.78	78.9	6.7	29.83	76.6	9.1	29.69	78.5	74.0	76.9	5.9	29.80	76.1
02/07/2017 17:30	7.6	74.46	78.7	6.7	29.71	76.3	9.1	29.58	78.4	73.7	76.6	5.9	29.68	75.9
02/07/2017 17:40	7.6	74.16	78.6	6.7	29.58	76.0	9.1	29.45	78.2	73.2	76.4	5.9	29.55	75.5
02/07/2017 17:50	7.6	73.86	78.4	6.7	29.46	75.7	9.1	29.32	78.0	72.9	76.1	5.9	29.43	75.2
02/07/2017 18:00	7.6	73.57	78.2	6.7	29.33	75.3	9.1	29.20	77.8	72.6	75.8	5.9	29.31	75.0
02/07/2017 18:10	7.6	73.28	78.0	6.7	29.22	75.1	9.1	29.09	77.6	72.4	75.6	5.9	29.20	74.7
02/07/2017 18:20	7.6	72.98	77.7	6.7	29.10	74.8	9.1	28.96	77.4	72.1	75.2	5.9	29.07	74.4
02/07/2017 18:30	7.6	72.78	77.6	6.7	29.02	74.5	9.1	28.89	77.3	71.9	75.0	5.9	29.00	74.1
02/07/2017 18:40	7.6	72.52	77.4	6.7	28.92	74.2	9.1	28.79	77.1	71.6	74.8	5.9	28.89	73.9
02/07/2017 18:50	7.6	72.31	77.3	6.7	28.85	74.0	9.1	28.70	76.9	71.3	74.6	5.9	28.81	73.7
02/07/2017 19:00	7.6	72.16	77.2	6.7	28.78	73.9	9.1	28.65	76.8	71.3	74.5	5.9	28.75	73.5
02/07/2017 19:10	7.6	71.90	77.0	6.7	28.67	73.6	9.1	28.54	76.7	71.0	74.3	5.9	28.64	73.3

Date/Time	GW2i F	GW2i T	GW2o	GW3i F	GW3i T	GW3o	GW4i F	GW4i T	GW4o	GW5i	GW5o	GW6i F	GW6i T	GW6o
02/07/2017 19:20	7.6	71.59	76.8	6.7	28.55	73.3	9.1	28.41	76.5	70.7	74.0	5.9	28.52	73.0
02/07/2017 19:30	7.6	71.34	76.7	6.7	28.45	73.1	9.1	28.31	76.3	70.4	73.8	5.9	28.43	72.8
02/07/2017 19:40	7.6	71.09	76.5	6.7	28.34	72.8	9.1	28.20	76.2	70.1	73.5	5.9	28.33	72.5
02/07/2017 19:50	7.6	70.82	76.3	6.7	28.23	72.4	9.1	28.09	75.9	69.8	73.2	5.9	28.21	72.3
02/07/2017 20:00	7.6	70.60	76.1	6.7	28.15	72.2	9.1	28.00	75.7	69.6	73.0	5.9	28.13	72.0
02/07/2017 20:10	7.6	70.41	76.0	6.7	28.07	72.0	9.1	27.91	75.7	69.4	72.8	5.9	28.05	71.8
02/07/2017 20:20	7.6	70.23	75.9	6.7	28.00	71.9	9.1	27.86	75.5	69.2	72.6	5.9	27.99	71.7
02/07/2017 20:30	7.6	70.05	75.8	6.7	27.93	71.8	9.1	27.78	75.3	69.0	72.4	5.9	27.90	71.4
02/07/2017 20:40	7.7	69.85	75.6	6.7	27.84	71.5	9.1	27.70	75.2	68.8	72.2	5.9	27.82	71.3
02/07/2017 20:50	7.7	69.62	75.4	6.7	27.75	71.2	9.1	27.59	75.0	68.5	72.0	6.0	27.72	71.1
02/07/2017 21:00	7.7	69.44	75.3	6.7	27.68	71.0	9.1	27.54	74.9	68.4	71.8	6.0	27.67	70.9
02/07/2017 21:10	7.7	69.24	75.2	6.7	27.59	70.9	9.1	27.45	74.8	68.1	71.7	6.0	27.58	70.6
02/07/2017 21:20	7.7	69.10	75.0	6.7	27.54	70.7	9.1	27.40	74.7	68.1	71.5	6.0	27.53	70.5
02/07/2017 21:30	7.7	69.00	74.9	6.7	27.50	70.6	9.1	27.34	74.5	67.9	71.3	6.0	27.49	70.5
02/07/2017 21:40	7.7	68.83	74.8	6.7	27.45	70.5	9.1	27.32	74.5	67.9	71.4	6.0	27.44	70.4
02/07/2017 21:50	7.7	68.70	74.7	6.7	27.41	70.5	9.1	27.27	74.4	67.8	71.3	6.0	27.40	70.3
02/07/2017 22:00	7.7	68.51	74.6	6.7	27.35	70.3	9.1	27.20	74.3	67.6	71.1	6.0	27.32	70.1
02/07/2017 22:10	7.7	68.37	74.4	6.7	27.28	70.0	9.1	27.14	74.2	67.5	71.0	6.0	27.25	69.9
02/07/2017 22:20	7.7	68.18	74.4	6.7	27.21	69.9	9.1	27.06	74.0	67.3	70.9	6.0	27.19	69.8
02/07/2017 22:30	7.7	68.01	74.2	6.7	27.14	69.7	9.1	27.00	74.0	67.1	70.7	6.0	27.11	69.6
02/07/2017 22:40	7.6	67.77	74.1	6.7	27.06	69.5	9.1	26.91	73.8	67.0	70.5	6.0	27.03	69.4
02/07/2017 22:50	7.6	67.67	74.0	6.7	27.01	69.3	9.1	26.86	73.6	66.8	70.3	6.0	26.98	69.3
02/07/2017 23:00	7.6	67.47	73.8	6.7	26.94	69.2	9.1	26.79	73.5	66.7	70.3	6.0	26.91	69.1
02/07/2017 23:10	7.6	67.36	73.8	6.7	26.87	69.1	9.1	26.74	73.5	66.5	70.1	6.0	26.87	69.0
02/07/2017 23:20	7.6	67.22	73.6	6.7	26.84	69.0	9.1	26.70	73.4	66.4	70.0	6.0	26.81	68.8
02/07/2017 23:30	7.6	67.05	73.5	6.7	26.76	68.8	9.1	26.63	73.3	66.2	69.7	6.0	26.74	68.6
02/07/2017 23:40	7.6	66.91	73.4	6.7	26.71	68.6	9.1	26.57	73.1	66.1	69.7	6.0	26.68	68.5
02/07/2017 23:50	7.6	66.78	73.3	6.7	26.65	68.4	9.1	26.52	73.0	66.0	69.4	6.0	26.63	68.4
02/08/2017 00:00	7.6	66.67	73.2	6.7	26.61	68.4	9.1	26.46	73.0	65.8	69.4	6.0	26.59	68.3
02/08/2017 00:10	7.6	66.54	73.1	6.7	26.56	68.3	9.1	26.42	72.8	65.7	69.3	6.0	26.54	68.2
02/08/2017 00:20	7.6	66.43	73.0	6.7	26.53	68.2	9.1	26.37	72.8	65.6	69.2	6.0	26.50	68.0
02/08/2017 00:30	7.6	66.34	72.9	6.7	26.48	68.1	9.1	26.34	72.7	65.5	69.1	6.0	26.46	67.9
02/08/2017 00:40	7.6	66.23	72.9	6.7	26.43	67.9	9.1	26.30	72.5	65.4	68.9	6.0	26.40	67.9
02/08/2017 00:50	7.6	66.07	72.6	6.7	26.37	67.9	9.1	26.23	72.5	65.3	68.9	6.0	26.35	67.7
02/08/2017 01:00	7.6	65.88	72.5	6.7	26.30	67.6	9.1	26.17	72.4	65.1	68.7	6.0	26.27	67.5

Date/Time	GW2i F	GW2i T	GW2o	GW3i F	GW3i T	GW3o	GW4i F	GW4i T	GW4o	GW5i	GW5o	GW6i F	GW6i T	GW6o
02/08/2017 01:10	7.6	65.73	72.4	6.7	26.23	67.3	9.1	26.09	72.2	64.9	68.5	6.0	26.21	67.3
02/08/2017 01:20	7.6	65.58	72.3	6.8	26.17	67.2	9.1	26.03	72.0	64.7	68.4	6.0	26.15	67.2
02/08/2017 01:30	7.6	65.42	72.1	6.8	26.13	67.1	9.1	25.98	71.9	64.6	68.2	6.0	26.10	67.1
02/08/2017 01:40	7.6	65.31	72.0	6.8	26.07	67.0	9.1	25.93	71.8	64.5	68.1	6.0	26.04	67.0
02/08/2017 01:50	7.6	65.20	71.9	6.8	26.02	66.9	9.1	25.89	71.8	64.3	68.0	6.0	26.00	66.9
02/08/2017 02:00	7.6	65.06	71.8	6.8	25.97	66.7	9.1	25.83	71.7	64.2	67.8	6.0	25.95	66.7
02/08/2017 02:10	7.6	64.95	71.7	6.8	25.93	66.7	9.1	25.80	71.5	64.1	67.7	6.0	25.90	66.6
02/08/2017 02:20	7.6	64.86	71.6	6.8	25.88	66.5	9.1	25.74	71.5	63.9	67.5	6.0	25.86	66.5
02/08/2017 02:30	7.6	64.70	71.4	6.8	25.83	66.4	9.1	25.68	71.4	63.8	67.4	6.0	25.80	66.4
02/08/2017 02:40	7.6	64.57	71.4	6.8	25.76	66.3	9.1	25.63	71.3	63.6	67.4	6.0	25.75	66.2
02/08/2017 02:50	7.6	64.44	71.3	6.8	25.73	66.2	9.1	25.58	71.2	63.5	67.2	6.0	25.70	66.2
02/08/2017 03:00	7.6	64.38	71.2	6.8	25.70	66.0	9.1	25.54	71.1	63.4	67.1	6.0	25.66	66.0
02/08/2017 03:10	7.6	64.30	71.2	6.8	25.64	66.0	9.1	25.52	70.9	63.4	67.1	6.0	25.62	66.0
02/08/2017 03:20	7.6	64.16	71.1	6.8	25.61	65.9	9.1	25.46	70.8	63.2	67.0	6.0	25.58	65.9
02/08/2017 03:30	7.6	64.13	71.0	6.8	25.59	65.9	9.1	25.43	70.8	63.2	66.9	6.0	25.56	65.8
02/08/2017 03:40	7.6	64.05	70.9	6.8	25.55	65.8	9.1	25.40	70.7	63.1	66.8	6.0	25.53	65.7
02/08/2017 03:50	7.6	63.95	70.8	6.8	25.50	65.6	9.1	25.35	70.6	63.0	66.8	6.0	25.47	65.5
02/08/2017 04:00	7.6	63.85	70.7	6.8	25.46	65.6	9.1	25.30	70.5	62.9	66.5	6.0	25.44	65.5
02/08/2017 04:10	7.6	63.79	70.6	6.8	25.43	65.5	9.1	25.27	70.4	62.7	66.4	6.0	25.40	65.4
02/08/2017 04:20	7.6	63.66	70.5	6.8	25.39	65.4	9.1	25.23	70.3	62.7	66.4	6.0	25.36	65.3
02/08/2017 04:30	7.6	63.51	70.4	6.8	25.32	65.2	9.1	25.17	70.2	62.6	66.3	6.0	25.31	65.1
02/08/2017 04:40	7.6	63.45	70.3	6.8	25.29	65.0	9.1	25.13	70.2	62.5	66.1	6.0	25.27	65.1
02/08/2017 04:50	7.6	63.29	70.3	6.8	25.24	64.9	9.1	25.09	70.1	62.3	66.0	6.0	25.21	64.9
02/08/2017 05:00	7.6	63.21	70.1	6.8	25.21	64.8	9.1	25.07	70.0	62.2	66.0	6.0	25.19	64.8
02/08/2017 05:10	7.7	63.07	70.0	6.8	25.16	64.7	9.1	25.00	69.9	62.1	65.8	6.0	25.13	64.7
02/08/2017 05:20	7.6	62.97	70.0	6.8	25.12	64.7	9.1	24.96	69.8	62.0	65.8	6.0	25.09	64.6
02/08/2017 05:30	7.6	62.87	69.8	6.8	25.07	64.5	9.1	24.91	69.7	61.9	65.6	6.0	25.04	64.4
02/08/2017 05:40	7.6	62.79	69.7	6.8	25.04	64.4	9.1	24.88	69.7	61.8	65.5	6.0	25.00	64.3
02/08/2017 05:50	7.6	62.66	69.6	6.8	24.99	64.4	9.1	24.83	69.5	61.7	65.5	6.0	24.97	64.3
02/08/2017 06:00	7.6	62.65	69.7	6.8	24.98	64.3	9.1	24.81	69.4	61.6	65.4	6.0	24.94	64.2
02/08/2017 06:10	7.7	62.46	69.6	6.8	24.91	64.1	9.1	24.77	69.4	61.6	65.3	6.0	24.90	64.1
02/08/2017 06:20	7.6	62.45	69.5	6.8	24.90	64.2	9.1	24.76	69.3	61.5	65.2	6.0	24.90	64.1
02/08/2017 06:30	7.6	62.38	69.4	6.8	24.89	64.0	9.1	24.74	69.3	61.5	65.2	6.0	24.86	64.0
02/08/2017 06:40	7.7	62.38	69.4	6.8	24.89	64.0	9.1	24.73	69.2	61.4	65.1	6.0	24.86	64.0
02/08/2017 06:50	7.6	62.35	69.4	6.8	24.88	64.1	9.1	24.73	69.2	61.4	65.2	6.0	24.86	64.0

Date/Time	GW2i F	GW2i T	GW2o	GW3i F	GW3i T	GW3o	GW4i F	GW4i T	GW4o	GW5i	GW5o	GW6i F	GW6i T	GW6o
02/08/2017 07:00	7.6	62.26	69.2	6.8	24.84	63.9	9.1	24.68	69.1	61.3	65.0	6.0	24.81	63.9
02/08/2017 07:10	7.6	62.16	69.2	6.8	24.78	63.8	9.1	24.63	68.9	61.2	64.9	6.0	24.76	63.8
02/08/2017 07:20	7.6	62.04	69.2	6.8	24.76	63.8	9.1	24.60	68.9	61.1	64.9	6.0	24.73	63.7
02/08/2017 07:30	7.6	62.03	69.0	6.8	24.74	63.7	9.1	24.59	68.8	61.1	64.7	6.0	24.72	63.5
02/08/2017 07:40	7.6	61.92	68.9	6.8	24.70	63.6	9.1	24.56	68.8	61.0	64.7	6.0	24.67	63.6
02/08/2017 07:50	7.6	61.95	68.9	6.8	24.71	63.6	9.1	24.57	68.8	61.0	64.6	6.0	24.68	63.5
02/08/2017 08:00	7.6	61.82	68.9	6.8	24.66	63.5	9.1	24.53	68.7	61.0	64.6	6.0	24.65	63.5
02/08/2017 08:10	7.7	61.80	68.6	6.8	24.65	63.5	9.1	24.53	68.6	60.9	64.6	6.0	24.65	63.4
02/08/2017 08:20	7.6	61.80	68.7	6.8	24.66	63.5	9.1	24.53	68.6	61.0	64.5	6.0	24.65	63.4
02/08/2017 08:30	7.6	61.75	68.7	6.8	24.63	63.5	9.1	24.50	68.6	60.8	64.6	6.0	24.62	63.4
02/08/2017 08:40	7.7	61.73	68.6	6.8	24.62	63.5	9.1	24.48	68.6	60.8	64.6	6.0	24.62	63.4
02/08/2017 08:50	7.6	61.70	68.6	6.8	24.62	63.5	9.1	24.49	68.5	60.9	64.4	6.0	24.62	63.3
02/08/2017 09:00	7.7	61.61	68.5	6.8	24.57	63.2	9.1	24.45	68.5	60.7	64.4	6.0	24.57	63.3
02/08/2017 09:10	7.7	61.60	68.4	6.8	24.58	63.2	9.1	24.45	68.4	60.7	64.4	6.0	24.56	63.2
02/08/2017 09:20	7.7	61.52	68.4	6.8	24.55	63.2	9.1	24.42	68.3	60.6	64.4	6.0	24.55	63.2
02/08/2017 09:30	7.6	61.52	68.4	6.8	24.55	63.3	9.1	24.41	68.4	60.6	64.3	6.0	24.53	63.1
02/08/2017 09:40	7.7	61.46	68.3	6.8	24.52	63.2	9.1	24.38	68.2	60.6	64.3	6.0	24.52	63.0
02/08/2017 09:50	7.7	61.43	68.3	6.8	24.50	63.1	9.1	24.35	68.2	60.6	64.3	6.0	24.50	63.0
02/08/2017 10:00	7.6	61.39	68.3	6.8	24.50	63.1	9.1	24.35	68.1	60.5	64.2	6.0	24.48	63.0
02/08/2017 10:10	7.7	61.36	68.2	6.8	24.49	63.1	9.1	24.33	68.1	60.5	64.1	6.0	24.47	62.9
02/08/2017 10:20	7.6	61.28	68.1	6.8	24.45	63.0	9.1	24.30	68.0	60.4	64.2	6.0	24.44	62.9
02/08/2017 10:30	7.6	61.22	68.1	6.8	24.42	62.8	9.1	24.27	67.9	60.2	64.1	6.0	24.39	62.7
02/08/2017 10:40	7.7	61.26	68.0	6.8	24.46	62.9	9.1	24.31	68.0	60.4	64.1	6.0	24.43	62.8
02/08/2017 10:50	7.6	61.36	68.1	6.8	24.49	63.1	9.1	24.36	68.0	60.6	64.2	6.0	24.49	62.9
02/08/2017 11:00	7.6	61.39	68.1	6.8	24.51	63.1	9.1	24.39	68.0	60.6	64.2	6.0	24.51	62.9
02/08/2017 11:10	7.7	61.43	68.0	6.8	24.53	63.2	9.1	24.41	68.0	60.7	64.3	6.0	24.53	63.0
02/08/2017 11:20	7.6	61.52	68.0	6.8	24.57	63.3	9.1	24.44	68.0	60.8	64.3	6.0	24.55	63.0
02/08/2017 11:30	7.7	61.52	68.1	6.8	24.56	63.3	9.1	24.44	68.0	60.7	64.4	6.0	24.53	63.1
02/08/2017 11:40	7.7	61.52	68.0	6.8	24.56	63.3	9.1	24.43	68.1	60.6	64.2	6.0	24.53	63.1
02/08/2017 11:50	7.6	61.48	68.0	6.8	24.54	63.2	9.1	24.42	68.0	60.6	64.3	6.0	24.52	63.0
02/08/2017 12:00	7.7	61.50	68.0	6.8	24.54	63.2	9.1	24.42	68.0	60.6	64.3	6.0	24.53	63.0
02/08/2017 12:10	7.7	61.43	68.0	6.8	24.53	63.2	9.1	24.42	68.0	60.6	64.3	6.0	24.53	63.0
02/08/2017 12:20	7.6	61.40	67.9	6.8	24.52	63.2	9.1	24.39	67.9	60.6	64.3	6.0	24.52	63.0
02/08/2017 12:30	7.7	61.43	67.9	6.8	24.52	63.2	9.1	24.40	67.9	60.6	64.3	6.0	24.53	63.0
02/08/2017 12:40	7.6	61.27	67.8	6.8	24.46	63.1	9.1	24.33	67.9	60.5	64.2	6.0	24.47	62.9

Date/Time	GW2i F	GW2i T	GW2o	GW3i F	GW3i T	GW3o	GW4i F	GW4i T	GW4o	GW5i	GW5o	GW6i F	GW6i T	GW6o
02/08/2017 12:50	7.7	61.20	67.7	6.8	24.43	62.9	9.1	24.29	67.8	60.3	64.0	6.0	24.41	62.8
02/08/2017 13:00	7.7	61.19	67.7	6.8	24.41	62.9	9.1	24.29	67.7	60.3	63.9	6.0	24.39	62.7
02/08/2017 13:10	7.7	61.03	67.6	6.8	24.36	62.7	9.1	24.22	67.6	60.1	63.8	6.0	24.34	62.6
02/08/2017 13:20	7.7	60.82	67.4	6.8	24.26	62.6	9.1	24.13	67.5	59.9	63.6	6.0	24.25	62.4
02/08/2017 13:30	7.7	60.52	67.3	6.8	24.16	62.2	9.1	24.00	67.3	59.6	63.4	6.1	24.14	62.2
02/08/2017 13:40	7.7	60.29	67.1	6.8	24.05	61.9	9.1	23.90	67.2	59.3	63.2	6.1	24.03	62.0
02/08/2017 13:50	7.7	60.09	67.0	6.8	23.97	61.7	9.1	23.82	67.0	59.1	63.0	6.1	23.95	61.8
02/08/2017 14:00	7.7	59.86	66.9	6.8	23.88	61.6	9.1	23.75	66.9	58.9	62.8	6.1	23.88	61.7
02/08/2017 14:10	7.7	59.79	66.7	6.8	23.84	61.4	9.1	23.72	66.7	58.8	62.6	6.1	23.84	61.5
02/08/2017 14:20	7.7	59.52	66.6	6.8	23.75	61.2	9.1	23.61	66.7	58.6	62.5	6.1	23.74	61.3
02/08/2017 14:30	7.7	59.29	66.4	6.8	23.66	60.9	9.0	23.50	66.4	58.2	62.2	6.1	23.63	61.1
02/08/2017 14:40	7.7	59.15	66.3	6.8	23.59	60.8	9.1	23.45	66.3	58.1	62.0	6.1	23.58	60.9
02/08/2017 14:50	7.7	58.97	66.2	6.8	23.53	60.5	9.1	23.38	66.2	58.0	61.9	6.1	23.51	60.8
02/08/2017 15:00	7.7	58.85	66.1	6.8	23.48	60.5	9.1	23.34	66.1	57.9	61.7	6.1	23.48	60.7
02/08/2017 15:10	7.7	58.66	66.0	6.8	23.39	60.3	9.1	23.24	65.9	57.6	61.6	6.1	23.39	60.5
02/08/2017 15:20	7.7	58.53	65.8	6.8	23.36	60.1	9.0	23.20	65.9	57.5	61.4	6.1	23.34	60.3
02/08/2017 15:30	7.7	58.35	65.7	6.8	23.28	60.0	9.1	23.13	65.8	57.3	61.2	6.1	23.25	60.2
02/08/2017 15:40	7.7	58.27	65.7	6.9	23.25	59.9	9.1	23.09	65.6	57.2	61.1	6.1	23.22	60.0
02/08/2017 15:50	7.7	58.23	65.7	6.8	23.25	59.9	9.0	23.09	65.6	57.2	61.0	6.1	23.21	59.9
02/08/2017 16:00	7.7	58.23	65.5	6.8	23.25	59.9	9.0	23.09	65.6	57.2	61.1	6.1	23.21	60.0
02/08/2017 16:10	7.7	58.22	65.5	6.8	23.23	59.9	9.1	23.09	65.6	57.2	61.1	6.1	23.21	60.0
02/08/2017 16:20	7.7	58.13	65.5	6.9	23.20	59.8	9.1	23.07	65.5	57.2	61.1	6.1	23.19	59.9
02/08/2017 16:30	7.7	57.96	65.3	6.8	23.13	59.6	9.0	22.98	65.3	57.0	61.0	6.1	23.14	59.8
02/08/2017 16:40	7.7	57.85	65.3	6.9	23.09	59.5	9.1	22.94	65.2	56.9	60.7	6.1	23.08	59.6
02/08/2017 16:50	7.7	57.77	65.2	6.8	23.05	59.4	9.0	22.91	65.2	56.8	60.7	6.1	23.05	59.5
02/08/2017 17:00	7.7	57.68	65.1	6.9	23.01	59.3	9.0	22.85	65.1	56.7	60.6	6.1	23.01	59.5
02/08/2017 17:10	7.7	57.56	64.9	6.9	22.97	59.2	9.1	22.82	65.1	56.6	60.5	6.1	22.97	59.4
02/08/2017 17:20	7.7	57.46	64.9	6.9	22.92	59.0	9.1	22.77	64.9	56.5	60.4	6.1	22.92	59.2
02/08/2017 17:30	7.7	57.35	64.8	6.9	22.86	59.0	9.0	22.74	64.8	56.3	60.3	6.1	22.88	59.1
02/08/2017 17:40	7.7	57.32	64.8	6.9	22.85	58.9	9.1	22.73	64.8	56.3	60.2	6.1	22.85	59.1
02/08/2017 17:50	7.7	57.22	64.7	6.9	22.84	58.8	9.0	22.69	64.7	56.3	60.2	6.1	22.84	59.0
02/08/2017 18:00	7.7	57.10	64.6	6.9	22.77	58.7	9.1	22.63	64.7	56.0	60.0	6.1	22.77	58.9
02/08/2017 18:10	7.7	57.02	64.5	6.9	22.73	58.5	9.0	22.59	64.4	55.9	59.8	6.1	22.74	58.8
02/08/2017 18:20	7.7	56.91	64.4	6.9	22.69	58.4	9.0	22.53	64.4	55.8	59.9	6.1	22.69	58.7
02/08/2017 18:30	7.7	56.83	64.3	6.9	22.67	58.4	9.0	22.52	64.4	55.8	59.8	6.1	22.68	58.7

Date/Time	GW2i F	GW2i T	GW2o	GW3i F	GW3i T	GW3o	GW4i F	GW4i T	GW4o	GW5i	GW5o	GW6i F	GW6i T	GW6o
02/08/2017 18:40	7.7	56.82	64.2	6.9	22.64	58.4	9.0	22.50	64.3	55.8	59.7	6.1	22.65	58.6
02/08/2017 18:50	7.7	56.73	64.3	6.9	22.61	58.3	9.0	22.46	64.2	55.7	59.6	6.1	22.63	58.5
02/08/2017 19:00	7.7	56.62	64.1	6.9	22.57	58.2	9.1	22.43	64.2	55.6	59.5	6.1	22.59	58.4
02/08/2017 19:10	7.7	56.55	64.1	6.9	22.54	58.1	9.1	22.39	64.1	55.4	59.4	6.1	22.55	58.3
02/08/2017 19:20	7.7	56.37	64.0	6.9	22.47	57.9	9.0	22.32	63.9	55.2	59.3	6.1	22.48	58.1
02/08/2017 19:30	7.7	56.33	63.9	6.9	22.45	57.9	9.0	22.31	63.9	55.2	59.2	6.1	22.46	58.1
02/08/2017 19:40	7.7	56.20	63.8	6.9	22.41	57.8	9.0	22.26	63.8	55.1	59.1	6.1	22.41	57.9
02/08/2017 19:50	7.7	56.09	63.7	6.9	22.36	57.6	9.0	22.21	63.7	54.9	59.0	6.1	22.36	57.8
02/08/2017 20:00	7.7	55.91	63.6	6.9	22.29	57.4	9.0	22.14	63.6	54.9	58.9	6.1	22.30	57.7
02/08/2017 20:10	7.7	55.82	63.4	6.9	22.26	57.3	9.0	22.12	63.4	54.6	58.8	6.1	22.25	57.6
02/08/2017 20:20	7.7	55.67	63.3	6.9	22.20	57.2	9.0	22.06	63.3	54.6	58.7	6.1	22.20	57.5
02/08/2017 20:30	7.7	55.44	63.1	6.9	22.10	56.9	9.0	21.97	63.2	54.4	58.5	6.1	22.11	57.3
02/08/2017 20:40	7.7	55.22	63.0	6.9	22.02	56.7	9.1	21.88	63.1	54.2	58.3	6.1	22.03	57.1
02/08/2017 20:50	7.7	55.13	62.9	6.9	21.99	56.6	9.0	21.84	63.0	54.0	58.1	6.1	21.99	56.9
02/08/2017 21:00	7.7	54.96	62.8	6.9	21.91	56.5	9.0	21.76	62.8	53.9	57.9	6.1	21.91	56.8
02/08/2017 21:10	7.7	54.77	62.7	6.9	21.83	56.2	9.0	21.69	62.7	53.6	57.7	6.1	21.83	56.6
02/08/2017 21:20	7.7	54.67	62.6	6.9	21.79	56.1	9.0	21.66	62.7	53.6	57.7	6.1	21.80	56.5
02/08/2017 21:30	7.7	54.62	62.6	6.9	21.77	56.2	9.0	21.64	62.6	53.6	57.6	6.1	21.77	56.4
02/08/2017 21:40	7.7	54.51	62.5	6.9	21.75	56.1	9.0	21.61	62.6	53.5	57.6	6.1	21.75	56.4
02/08/2017 21:50	7.7	54.45	62.3	6.9	21.73	56.0	9.0	21.60	62.4	53.4	57.5	6.1	21.73	56.3
02/08/2017 22:00	7.7	54.42	62.3	6.9	21.71	56.0	9.0	21.57	62.4	53.4	57.5	6.1	21.71	56.3
02/08/2017 22:10	7.7	54.38	62.3	6.9	21.69	55.9	9.0	21.55	62.3	53.4	57.4	6.1	21.69	56.2
02/08/2017 22:20	7.7	54.28	62.1	6.9	21.66	55.9	9.0	21.51	62.4	53.3	57.4	6.1	21.67	56.2
02/08/2017 22:30	7.7	54.20	62.0	6.9	21.63	55.8	9.0	21.49	62.1	53.2	57.4	6.2	21.63	56.1
02/08/2017 22:40	7.7	54.07	62.0	6.9	21.56	55.7	9.0	21.43	62.1	53.0	57.2	6.2	21.57	55.9
02/08/2017 22:50	7.7	53.96	61.9	6.9	21.51	55.6	9.0	21.38	61.9	52.9	57.1	6.1	21.53	55.8
02/08/2017 23:00	7.7	53.86	61.8	6.9	21.46	55.4	9.0	21.33	61.9	52.8	56.9	6.2	21.48	55.7
02/08/2017 23:10	7.7	53.69	61.6	6.9	21.40	55.3	9.0	21.27	61.6	52.6	56.7	6.2	21.42	55.6
02/08/2017 23:20	7.7	53.52	61.5	6.9	21.33	55.0	9.1	21.19	61.6	52.4	56.6	6.2	21.34	55.4
02/08/2017 23:30	7.7	53.38	61.4	6.9	21.28	54.9	9.0	21.14	61.5	52.3	56.5	6.2	21.29	55.2
02/08/2017 23:40	7.7	53.31	61.4	6.9	21.25	54.9	9.0	21.11	61.4	52.2	56.4	6.2	21.28	55.1
02/08/2017 23:50	7.7	53.22	61.3	6.9	21.21	54.8	9.1	21.06	61.3	52.1	56.3	6.2	21.22	55.1
02/09/2017 00:00	7.7	53.10	61.2	7.0	21.18	54.7	9.0	21.02	61.1	52.0	56.2	6.2	21.18	55.0
02/09/2017 00:10	7.7	53.02	61.0	6.9	21.13	54.6	9.0	20.99	61.1	51.9	56.1	6.2	21.16	54.9
02/09/2017 00:20	7.7	52.90	61.0	6.9	21.09	54.5	9.0	20.94	61.1	51.9	56.1	6.2	21.12	54.8

Date/Time	GW2i F	GW2i T	GW2o	GW3i F	GW3i T	GW3o	GW4i F	GW4i T	GW4o	GW5i	GW5o	GW6i F	GW6i T	GW6o
02/09/2017 00:30	7.7	52.78	60.8	6.9	21.04	54.3	9.0	20.89	60.9	51.6	55.9	6.2	21.04	54.6
02/09/2017 00:40	7.7	52.68	60.8	7.0	20.99	54.1	9.0	20.84	60.8	51.5	55.7	6.2	20.99	54.5
02/09/2017 00:50	7.7	52.47	60.7	7.0	20.92	54.1	9.0	20.78	60.7	51.4	55.6	6.2	20.93	54.4
02/09/2017 01:00	7.7	52.39	60.6	7.0	20.89	53.9	9.0	20.73	60.5	51.3	55.5	6.2	20.90	54.3
02/09/2017 01:10	7.8	52.33	60.5	7.0	20.85	53.9	9.0	20.70	60.6	51.3	55.4	6.2	20.88	54.2
02/09/2017 01:20	7.8	52.31	60.4	7.0	20.85	53.9	9.0	20.69	60.5	51.2	55.4	6.2	20.86	54.2
02/09/2017 01:30	7.7	52.30	60.4	7.0	20.85	53.9	9.0	20.69	60.5	51.2	55.4	6.2	20.86	54.2
02/09/2017 01:40	7.7	52.22	60.2	7.0	20.82	53.9	9.0	20.68	60.5	51.1	55.3	6.2	20.84	54.2
02/09/2017 01:50	7.8	52.13	60.2	7.0	20.80	53.8	9.0	20.64	60.4	51.0	55.3	6.2	20.80	54.0
02/09/2017 02:00	7.8	52.09	60.2	7.0	20.75	53.7	9.0	20.60	60.3	50.9	55.2	6.2	20.77	54.0
02/09/2017 02:10	7.8	51.99	60.1	7.0	20.71	53.5	9.0	20.56	60.1	50.8	55.0	6.2	20.72	53.8
02/09/2017 02:20	7.8	51.89	60.0	7.0	20.67	53.4	9.0	20.52	60.0	50.6	54.9	6.2	20.66	53.7
02/09/2017 02:30	7.8	51.80	60.0	7.0	20.63	53.3	9.0	20.48	60.0	50.5	54.7	6.2	20.63	53.6
02/09/2017 02:40	7.8	51.73	59.8	7.0	20.61	53.2	9.0	20.45	59.9	50.5	54.6	6.2	20.61	53.5
02/09/2017 02:50	7.8	51.61	59.8	7.0	20.56	53.2	9.0	20.41	59.8	50.4	54.6	6.2	20.57	53.5
02/09/2017 03:00	7.8	51.52	59.7	7.0	20.53	53.1	9.0	20.38	59.8	50.3	54.5	6.2	20.53	53.3
02/09/2017 03:10	7.8	51.52	59.6	7.0	20.54	53.1	9.0	20.39	59.8	50.4	54.6	6.2	20.54	53.4
02/09/2017 03:20	7.8	51.51	59.6	7.0	20.53	53.0	9.0	20.37	59.7	50.2	54.5	6.2	20.53	53.3
02/09/2017 03:30	7.8	51.43	59.5	7.0	20.49	52.9	9.0	20.33	59.6	50.2	54.4	6.2	20.50	53.3
02/09/2017 03:40	7.8	51.42	59.4	7.0	20.49	52.9	9.0	20.33	59.6	50.3	54.4	6.2	20.50	53.3
02/09/2017 03:50	7.8	51.34	59.4	7.0	20.46	53.0	9.0	20.30	59.5	50.2	54.5	6.2	20.49	53.2
02/09/2017 04:00	7.8	51.24	59.3	7.0	20.41	52.8	9.0	20.26	59.5	50.1	54.3	6.2	20.44	53.1
02/09/2017 04:10	7.8	51.19	59.3	7.0	20.39	52.7	9.0	20.23	59.4	50.1	54.3	6.2	20.41	53.0
02/09/2017 04:20	7.8	51.15	59.2	7.0	20.38	52.7	9.0	20.21	59.3	49.9	54.2	6.2	20.40	53.1
02/09/2017 04:30	7.8	51.13	59.3	7.0	20.37	52.7	9.0	20.21	59.3	49.9	54.1	6.2	20.39	52.9
02/09/2017 04:40	7.8	51.12	59.2	7.0	20.37	52.7	9.0	20.21	59.3	49.9	54.2	6.2	20.38	52.9
02/09/2017 04:50	7.8	51.09	59.1	7.0	20.36	52.7	9.0	20.20	59.3	49.9	54.2	6.2	20.38	53.0
02/09/2017 05:00	7.8	51.09	59.1	7.0	20.36	52.6	9.0	20.18	59.2	49.9	54.1	6.2	20.37	53.0
02/09/2017 05:10	7.8	51.05	59.1	7.0	20.35	52.7	9.0	20.18	59.1	49.9	54.1	6.2	20.37	53.0
02/09/2017 05:20	7.8	51.04	59.1	7.0	20.34	52.6	9.0	20.17	59.1	49.9	54.1	6.2	20.37	52.9
02/09/2017 05:30	7.8	51.02	59.0	7.0	20.33	52.6	9.0	20.17	59.1	49.9	54.1	6.2	20.36	52.9
02/09/2017 05:40	7.8	51.01	58.9	7.0	20.33	52.5	9.0	20.17	59.0	49.8	54.0	6.2	20.34	52.8
02/09/2017 05:50	7.8	50.92	58.9	7.0	20.29	52.4	9.0	20.13	59.0	49.8	54.0	6.2	20.31	52.8
02/09/2017 06:00	7.8	50.87	58.9	7.0	20.26	52.4	9.0	20.12	58.9	49.6	53.9	6.2	20.29	52.8
02/09/2017 06:10	7.8	50.83	58.8	7.0	20.25	52.4	9.0	20.09	58.9	49.6	53.8	6.2	20.27	52.7

Date/Time	GW2i F	GW2i T	GW2o	GW3i F	GW3i T	GW3o	GW4i F	GW4i T	GW4o	GW5i	GW5o	GW6i F	GW6i T	GW6o
02/09/2017 06:20	7.8	50.77	58.7	7.0	20.23	52.4	9.0	20.06	58.9	49.6	53.8	6.2	20.25	52.6
02/09/2017 06:30	7.8	50.73	58.7	7.0	20.21	52.3	9.0	20.05	58.8	49.6	53.8	6.2	20.24	52.5
02/09/2017 06:40	7.8	50.65	58.6	7.0	20.20	52.3	9.0	20.04	58.8	49.5	53.7	6.2	20.21	52.5
02/09/2017 06:50	7.8	50.63	58.6	7.0	20.19	52.3	9.0	20.02	58.7	49.5	53.6	6.2	20.21	52.5
02/09/2017 07:00	7.8	50.59	58.6	7.0	20.16	52.3	9.0	20.00	58.7	49.5	53.7	6.2	20.20	52.5
02/09/2017 07:10	7.8	50.52	58.5	7.0	20.13	52.1	9.0	19.97	58.7	49.3	53.6	6.2	20.17	52.4
02/09/2017 07:20	7.8	50.47	58.4	7.0	20.12	52.0	9.0	19.95	58.6	49.4	53.6	6.2	20.13	52.4
02/09/2017 07:30	7.8	50.36	58.3	7.0	20.07	51.9	9.0	19.89	58.5	49.3	53.5	6.2	20.09	52.3
02/09/2017 07:40	7.8	50.28	58.2	7.0	20.04	51.9	9.0	19.89	58.3	49.2	53.4	6.2	20.05	52.2
02/09/2017 07:50	7.8	50.25	58.2	7.0	20.02	51.8	9.0	19.86	58.3	49.1	53.4	6.2	20.04	52.1
02/09/2017 08:00	7.8	50.25	58.0	7.0	20.05	51.8	9.0	19.89	58.4	49.1	53.5	6.2	20.05	52.2
02/09/2017 08:10	7.8	50.32	58.1	7.0	20.07	51.9	9.0	19.89	58.4	49.2	53.5	6.2	20.08	52.2
02/09/2017 08:20	7.8	50.32	58.1	7.0	20.07	51.9	9.0	19.89	58.4	49.2	53.5	6.2	20.09	52.2
02/09/2017 08:30	7.8	50.34	58.1	7.0	20.08	51.9	9.0	19.92	58.3	49.3	53.5	6.2	20.11	52.3
02/09/2017 08:40	7.8	50.39	58.1	7.0	20.11	52.2	9.0	19.95	58.3	49.3	53.6	6.2	20.13	52.2
02/09/2017 08:50	7.8	50.45	58.2	7.0	20.13	52.4	9.0	19.96	58.3	49.4	53.6	6.2	20.14	52.3
02/09/2017 09:00	7.8	50.51	58.1	7.0	20.14	52.4	9.0	19.99	58.3	49.5	53.6	6.2	20.17	52.4
02/09/2017 09:10	7.8	50.56	58.3	7.0	20.17	52.5	9.0	20.04	58.4	49.6	53.7	6.2	20.20	52.4
02/09/2017 09:20	7.8	50.65	58.2	7.0	20.22	52.6	9.0	20.06	58.4	49.7	53.8	6.2	20.25	52.6
02/09/2017 09:30	7.8	50.77	58.3	7.0	20.26	52.6	9.0	20.11	58.5	49.8	53.9	6.2	20.27	52.5
02/09/2017 09:40	7.8	50.88	58.3	7.0	20.30	52.7	9.0	20.15	58.5	49.8	54.0	6.2	20.33	52.7
02/09/2017 09:50	7.8	51.03	58.4	7.0	20.34	52.8	9.0	20.20	58.6	50.0	54.0	6.2	20.37	52.7
02/09/2017 10:00	7.8	51.18	58.5	7.0	20.40	53.0	9.0	20.26	58.7	50.2	54.1	6.2	20.43	52.9
02/09/2017 10:10	7.8	51.23	58.5	7.0	20.43	53.2	9.0	20.30	58.6	50.3	54.3	6.2	20.47	53.0
02/09/2017 10:20	7.8	51.38	58.6	7.0	20.50	53.3	9.0	20.37	58.7	50.4	54.4	6.2	20.52	53.1
02/09/2017 10:30	7.8	51.53	58.6	7.0	20.57	53.5	9.0	20.42	58.8	50.5	54.6	6.2	20.59	53.2
02/09/2017 10:40	7.8	51.72	58.7	7.0	20.64	53.7	9.0	20.51	58.8	50.9	54.8	6.2	20.65	53.5
02/09/2017 10:50	7.7	51.89	58.9	7.0	20.72	53.8	9.0	20.59	59.1	51.1	55.0	6.2	20.75	53.6
02/09/2017 11:00	7.8	52.06	58.8	7.0	20.80	54.1	9.0	20.67	59.1	51.3	55.2	6.2	20.82	53.8
02/09/2017 11:10	7.8	52.26	59.0	7.0	20.88	54.3	9.0	20.75	59.2	51.6	55.4	6.2	20.90	54.0
02/09/2017 11:20	7.7	52.38	59.1	7.0	20.93	54.5	9.0	20.80	59.3	51.7	55.6	6.2	20.96	54.2
02/09/2017 11:30	7.7	52.56	59.2	7.0	21.00	54.6	9.0	20.87	59.4	51.7	55.7	6.2	21.03	54.3
02/09/2017 11:40	7.7	52.71	59.3	7.0	21.04	54.7	9.0	20.92	59.5	51.9	55.8	6.2	21.06	54.5
02/09/2017 11:50	7.7	52.86	59.4	6.9	21.11	54.9	9.0	20.97	59.6	52.1	55.9	6.2	21.14	54.6
02/09/2017 12:00	7.7	53.03	59.4	6.9	21.18	55.1	9.0	21.03	59.6	52.2	56.0	6.2	21.20	54.7

Date/Time	GW2i F	GW2i T	GW2o	GW3i F	GW3i T	GW3o	GW4i F	GW4i T	GW4o	GW5i	GW5o	GW6i F	GW6i T	GW6o
02/09/2017 12:10	7.7	53.13	59.5	6.9	21.21	55.2	9.0	21.05	59.7	52.3	56.1	6.2	21.22	54.7
02/09/2017 12:20	7.7	53.26	59.6	6.9	21.27	55.3	9.0	21.13	59.8	52.4	56.2	6.2	21.29	54.9
02/09/2017 12:30	7.7	53.41	59.7	6.9	21.33	55.6	9.0	21.20	59.9	52.7	56.5	6.2	21.36	55.1
02/09/2017 12:40	7.7	53.56	59.8	6.9	21.39	55.7	9.0	21.27	59.9	52.9	56.7	6.2	21.42	55.3
02/09/2017 12:50	7.7	53.74	60.0	6.9	21.47	55.9	9.0	21.33	60.1	53.0	56.8	6.1	21.50	55.4
02/09/2017 13:00	7.7	53.92	60.0	6.9	21.55	56.1	9.0	21.44	60.2	53.3	57.0	6.2	21.59	55.6
02/09/2017 13:10	7.7	54.19	60.2	6.9	21.67	56.4	9.0	21.55	60.3	53.7	57.3	6.1	21.70	55.9
02/09/2017 13:20	7.7	54.51	60.4	6.9	21.80	56.7	9.0	21.69	60.5	54.0	57.7	6.1	21.84	56.2
02/09/2017 13:30	7.7	54.70	60.5	6.9	21.87	56.9	9.0	21.76	60.6	54.3	57.9	6.1	21.92	56.4
02/09/2017 13:40	7.7	54.85	60.5	6.9	21.94	57.1	9.0	21.84	60.7	54.4	58.0	6.1	21.99	56.5
02/09/2017 13:50	7.7	55.15	60.8	6.9	22.05	57.4	9.0	21.94	60.9	54.7	58.3	6.1	22.09	56.8
02/09/2017 14:00	7.7	55.52	61.0	6.9	22.21	57.9	9.0	22.12	61.2	55.1	58.7	6.1	22.26	57.2
02/09/2017 14:10	7.7	55.58	61.0	6.9	22.20	57.8	9.0	22.11	61.2	55.1	58.7	6.1	22.25	57.2
02/09/2017 14:20	7.7	55.74	61.1	6.9	22.25	58.1	9.0	22.14	61.2	55.1	58.8	6.1	22.29	57.3
02/09/2017 14:30	7.7	55.76	61.2	6.9	22.24	58.0	9.0	22.13	61.3	55.0	58.7	6.1	22.26	57.3
02/09/2017 14:40	7.7	55.87	61.2	6.9	22.29	58.1	9.0	22.15	61.3	55.1	58.7	6.1	22.31	57.4
02/09/2017 14:50	7.7	55.86	61.2	6.9	22.28	58.1	9.0	22.14	61.4	55.1	58.7	6.1	22.30	57.4
02/09/2017 15:00	7.7	55.84	61.3	6.9	22.29	58.1	9.0	22.14	61.4	55.1	58.8	6.1	22.30	57.5
02/09/2017 15:10	7.7	55.93	61.3	6.9	22.31	58.2	9.0	22.17	61.4	55.1	58.8	6.1	22.32	57.5
02/09/2017 15:20	7.7	55.95	61.4	6.9	22.33	58.3	9.0	22.18	61.5	55.3	58.9	6.1	22.35	57.5
02/09/2017 15:30	7.7	55.98	61.4	6.9	22.33	58.2	9.0	22.18	61.5	55.1	58.7	6.1	22.34	57.5
02/09/2017 15:40	7.7	55.99	61.5	6.9	22.34	58.2	9.0	22.20	61.5	55.1	58.8	6.1	22.36	57.6
02/09/2017 15:50	7.7	56.00	61.5	6.9	22.34	58.2	9.0	22.19	61.5	55.1	58.8	6.1	22.35	57.6
02/09/2017 16:00	7.7	56.01	61.4	6.9	22.35	58.2	9.0	22.19	61.6	55.2	58.9	6.1	22.35	57.6
02/09/2017 16:10	7.7	56.07	61.5	6.9	22.37	58.3	9.0	22.23	61.6	55.2	58.9	6.1	22.39	57.6
02/09/2017 16:20	7.7	56.08	61.5	6.9	22.38	58.3	9.0	22.24	61.7	55.3	58.9	6.1	22.38	57.7
02/09/2017 16:30	7.7	56.12	61.6	6.9	22.39	58.3	9.0	22.25	61.7	55.4	59.0	6.1	22.41	57.7
02/09/2017 16:40	7.7	56.18	61.7	6.9	22.42	58.3	9.0	22.28	61.7	55.3	59.0	6.1	22.43	57.7
02/09/2017 16:50	7.7	56.37	61.8	6.9	22.51	58.5	9.0	22.37	61.7	55.6	59.2	6.1	22.52	57.9
02/09/2017 17:00	7.7	56.40	61.8	6.9	22.50	58.6	9.0	22.37	61.9	55.7	59.3	6.1	22.52	58.0
02/09/2017 17:10	7.7	56.37	61.7	6.9	22.49	58.5	9.0	22.36	61.8	55.6	59.3	6.1	22.49	58.0
02/09/2017 17:20	7.7	56.30	61.7	6.9	22.45	58.4	9.0	22.32	61.8	55.4	59.1	6.1	22.46	57.9
02/09/2017 17:30	7.7	56.20	61.7	6.9	22.41	58.3	9.0	22.28	61.8	55.3	59.1	6.1	22.41	57.8
02/09/2017 17:40	7.7	56.12	61.7	6.9	22.37	58.1	9.0	22.23	61.7	55.1	58.9	6.1	22.37	57.7
02/09/2017 17:50	7.7	56.05	61.7	6.9	22.33	58.1	9.0	22.18	61.6	55.0	58.8	6.1	22.34	57.6

Date/Time	GW2i F	GW2i T	GW2o	GW3i F	GW3i T	GW3o	GW4i F	GW4i T	GW4o	GW5i	GW5o	GW6i F	GW6i T	GW6o
02/09/2017 18:00	7.7	56.02	61.6	6.9	22.30	58.0	9.0	22.14	61.6	55.0	58.7	6.1	22.30	57.6
02/09/2017 18:10	7.7	55.92	61.6	6.9	22.29	57.9	9.0	22.13	61.6	54.9	58.7	6.1	22.29	57.5
02/09/2017 18:20	7.7	55.85	61.5	6.9	22.27	57.8	9.0	22.11	61.6	54.9	58.6	6.1	22.27	57.4
02/09/2017 18:30	7.7	55.83	61.5	6.9	22.25	57.8	9.0	22.10	61.5	54.8	58.6	6.1	22.25	57.4
02/09/2017 18:40	7.7	55.82	61.5	6.9	22.24	57.7	9.0	22.09	61.5	54.8	58.6	6.1	22.25	57.4
02/09/2017 18:50	7.7	55.75	61.5	6.9	22.22	57.7	9.0	22.07	61.5	54.8	58.5	6.1	22.23	57.4
02/09/2017 19:00	7.7	55.72	61.4	6.9	22.20	57.7	9.0	22.05	61.4	54.7	58.5	6.1	22.21	57.3
02/09/2017 19:10	7.7	55.64	61.4	6.9	22.17	57.5	9.0	22.03	61.4	54.7	58.4	6.1	22.19	57.3
02/09/2017 19:20	7.7	55.55	61.4	6.9	22.15	57.5	9.0	22.00	61.4	54.6	58.3	6.1	22.16	57.2
02/09/2017 19:30	7.7	55.51	61.4	6.9	22.12	57.4	9.0	21.97	61.3	54.5	58.3	6.1	22.13	57.2
02/09/2017 19:40	7.7	55.42	61.4	6.9	22.09	57.4	9.0	21.94	61.3	54.4	58.3	6.1	22.09	57.0
02/09/2017 19:50	7.7	55.38	61.3	6.9	22.06	57.3	9.0	21.93	61.3	54.4	58.2	6.1	22.09	57.0
02/09/2017 20:00	7.7	55.33	61.2	6.9	22.05	57.3	9.0	21.93	61.3	54.4	58.2	6.1	22.08	57.0
02/09/2017 20:10	7.7	55.33	61.2	6.9	22.05	57.3	9.0	21.92	61.2	54.4	58.1	6.1	22.07	57.0
02/09/2017 20:20	7.7	55.29	61.3	6.9	22.04	57.3	9.0	21.90	61.3	54.4	58.1	6.1	22.06	57.0
02/09/2017 20:30	7.7	55.24	61.2	6.9	22.02	57.2	9.0	21.88	61.2	54.3	58.1	6.1	22.04	56.9
02/09/2017 20:40	7.7	55.23	61.2	6.9	22.01	57.2	9.0	21.87	61.2	54.2	58.1	6.1	22.04	56.9
02/09/2017 20:50	7.7	55.20	61.2	6.9	22.01	57.2	9.0	21.86	61.2	54.2	58.0	6.1	22.02	56.9
02/09/2017 21:00	7.7	55.14	61.2	6.9	21.98	57.2	9.0	21.84	61.2	54.2	58.0	6.1	21.99	56.8
02/09/2017 21:10	7.7	55.11	61.2	6.9	21.95	57.0	9.0	21.81	61.1	54.1	57.9	6.1	21.97	56.7
02/09/2017 21:20	7.7	55.03	61.1	6.9	21.92	56.9	9.0	21.78	61.1	54.1	57.8	6.1	21.94	56.7
02/09/2017 21:30	7.7	54.97	61.1	6.9	21.89	56.9	9.0	21.76	61.0	54.0	57.7	6.1	21.92	56.6
02/09/2017 21:40	7.7	54.92	61.0	6.9	21.89	56.9	9.0	21.73	60.9	53.9	57.7	6.1	21.89	56.5
02/09/2017 21:50	7.7	54.88	61.0	6.9	21.88	56.9	9.0	21.73	60.9	53.9	57.7	6.1	21.88	56.5
02/09/2017 22:00	7.7	54.83	61.0	6.9	21.84	56.8	9.0	21.71	60.9	53.7	57.6	6.1	21.85	56.4
02/09/2017 22:10	7.7	54.73	60.9	6.9	21.80	56.6	9.0	21.66	60.9	53.6	57.5	6.1	21.82	56.4
02/09/2017 22:20	7.7	54.69	60.9	6.9	21.77	56.6	9.0	21.64	60.8	53.6	57.4	6.1	21.78	56.3
02/09/2017 22:30	7.7	54.63	60.9	6.9	21.76	56.5	9.0	21.61	60.8	53.5	57.3	6.1	21.76	56.2
02/09/2017 22:40	7.7	54.58	60.7	6.9	21.73	56.4	9.0	21.59	60.7	53.4	57.3	6.1	21.73	56.1
02/09/2017 22:50	7.7	54.51	60.7	6.9	21.71	56.4	9.0	21.57	60.7	53.4	57.3	6.1	21.72	56.1
02/09/2017 23:00	7.7	54.47	60.7	6.9	21.69	56.4	9.0	21.56	60.6	53.3	57.2	6.1	21.69	56.0
02/09/2017 23:10	7.7	54.42	60.7	6.9	21.69	56.4	9.0	21.53	60.7	53.4	57.1	6.1	21.69	56.0
02/09/2017 23:20	7.7	54.41	60.7	6.9	21.65	56.3	9.0	21.51	60.5	53.3	57.1	6.1	21.66	55.9
02/09/2017 23:30	7.7	54.34	60.6	6.9	21.65	56.3	9.0	21.49	60.5	53.2	57.0	6.1	21.65	55.9
02/09/2017 23:40	7.7	54.29	60.6	6.9	21.63	56.2	9.0	21.48	60.5	53.1	57.0	6.1	21.63	55.9

Date/Time	GW2i F	GW2i T	GW2o	GW3i F	GW3i T	GW3o	GW4i F	GW4i T	GW4o	GW5i	GW5o	GW6i F	GW6i T	GW6o
02/09/2017 23:50	7.7	54.23	60.5	6.9	21.60	56.2	9.0	21.46	60.5	53.1	57.0	6.1	21.61	55.8
02/10/2017 00:00	7.7	54.23	60.6	6.9	21.59	56.1	9.0	21.45	60.4	53.1	57.0	6.1	21.61	55.8
02/10/2017 00:10	7.7	54.22	60.5	6.9	21.60	56.1	9.0	21.45	60.4	53.1	56.9	6.1	21.61	55.8
02/10/2017 00:20	7.7	54.23	60.5	6.9	21.59	56.1	9.0	21.45	60.4	53.1	56.9	6.1	21.61	55.8
02/10/2017 00:30	7.7	54.22	60.6	6.9	21.59	56.1	9.0	21.45	60.5	53.1	56.9	6.1	21.61	55.8
02/10/2017 00:40	7.7	54.22	60.5	6.9	21.57	56.1	9.0	21.45	60.5	53.1	56.9	6.1	21.58	55.8
02/10/2017 00:50	7.7	54.18	60.5	6.9	21.57	56.1	9.0	21.43	60.4	53.0	56.9	6.1	21.57	55.8
02/10/2017 01:00	7.7	54.13	60.5	6.9	21.57	56.2	9.0	21.42	60.4	53.1	56.8	6.1	21.57	55.8
02/10/2017 01:10	7.7	54.14	60.5	6.9	21.57	56.1	9.0	21.44	60.4	53.1	56.9	6.1	21.58	55.7
02/10/2017 01:20	7.7	54.16	60.5	6.9	21.57	56.1	9.0	21.44	60.4	53.1	56.9	6.1	21.57	55.8
02/10/2017 01:30	7.7	54.16	60.5	6.9	21.57	56.1	9.0	21.44	60.4	53.1	56.9	6.1	21.57	55.8
02/10/2017 01:40	7.7	54.15	60.5	6.9	21.57	56.2	9.0	21.44	60.3	53.1	56.9	6.1	21.58	55.8
02/10/2017 01:50	7.7	54.19	60.6	6.9	21.58	56.1	9.0	21.45	60.4	53.1	56.9	6.1	21.59	55.8
02/10/2017 02:00	7.7	54.21	60.5	6.9	21.60	56.2	9.0	21.45	60.4	53.1	56.9	6.1	21.61	55.8
02/10/2017 02:10	7.7	54.22	60.5	6.9	21.60	56.2	9.0	21.45	60.4	53.1	57.0	6.1	21.61	55.8
02/10/2017 02:20	7.7	54.23	60.5	6.9	21.61	56.2	9.0	21.46	60.5	53.1	56.9	6.1	21.61	55.8
02/10/2017 02:30	7.7	54.23	60.5	6.9	21.60	56.2	9.0	21.45	60.4	53.1	56.9	6.1	21.61	55.8
02/10/2017 02:40	7.7	54.25	60.5	6.9	21.62	56.2	9.0	21.48	60.4	53.2	57.0	6.1	21.62	55.8
02/10/2017 02:50	7.7	54.32	60.5	6.9	21.65	56.3	9.0	21.49	60.5	53.3	57.0	6.1	21.65	55.8
02/10/2017 03:00	7.7	54.33	60.6	6.9	21.65	56.3	9.0	21.49	60.5	53.2	57.1	6.1	21.65	55.9
02/10/2017 03:10	7.7	54.37	60.6	6.9	21.65	56.3	9.0	21.50	60.5	53.3	57.1	6.1	21.66	55.9
02/10/2017 03:20	7.7	54.38	60.5	6.9	21.65	56.3	9.0	21.50	60.5	53.3	57.0	6.1	21.66	55.9
02/10/2017 03:30	7.7	54.34	60.6	6.9	21.65	56.4	9.0	21.49	60.5	53.3	57.1	6.1	21.66	55.9
02/10/2017 03:40	7.7	54.34	60.6	6.9	21.65	56.5	9.0	21.49	60.5	53.2	57.1	6.1	21.65	55.9
02/10/2017 03:50	7.7	54.33	60.6	6.9	21.65	56.4	9.0	21.49	60.5	53.2	57.0	6.1	21.65	55.9
02/10/2017 04:00	7.7	54.33	60.6	6.9	21.65	56.3	9.0	21.49	60.4	53.2	57.0	6.1	21.65	55.8
02/10/2017 04:10	7.7	54.33	60.6	6.9	21.65	56.3	9.0	21.49	60.4	53.2	57.0	6.1	21.65	55.9
02/10/2017 04:20	7.7	54.33	60.5	6.9	21.65	56.3	9.0	21.49	60.4	53.2	57.0	6.1	21.65	55.9
02/10/2017 04:30	7.7	54.33	60.5	6.9	21.65	56.4	9.0	21.49	60.4	53.3	57.0	6.1	21.65	55.9
02/10/2017 04:40	7.7	54.33	60.5	6.9	21.65	56.3	9.0	21.49	60.4	53.2	57.0	6.1	21.65	55.8
02/10/2017 04:50	7.7	54.33	60.5	6.9	21.65	56.3	9.0	21.49	60.4	53.2	57.0	6.1	21.65	55.9
02/10/2017 05:00	7.7	54.33	60.5	6.9	21.65	56.4	9.0	21.49	60.4	53.2	57	6.1	21.65	55.9
02/10/2017 05:10	7.7	54.33	60.5	6.9	21.65	56.3	9.0	21.49	60.4	53.2	57	6.1	21.65	55.9
02/10/2017 05:20	7.7	54.33	60.5	6.9	21.65	56.4	9.0	21.49	60.4	53.3	57.0	6.1	21.65	55.9
02/10/2017 05:30	7.7	54.34	60.5	6.9	21.65	56.4	9.0	21.49	60.4	53.3	57.1	6.1	21.65	55.9

Date/Time	GW2i F	GW2i T	GW2o	GW3i F	GW3i T	GW3o	GW4i F	GW4i T	GW4o	GW5i	GW5o	GW6i F	GW6i T	GW6o
02/10/2017 05:40	7.7	54.40	60.6	6.9	21.65	56.4	9.0	21.49	60.4	53.3	57.1	6.1	21.66	55.9
02/10/2017 05:50	7.7	54.42	60.6	6.9	21.65	56.4	9.0	21.52	60.4	53.3	57.0	6.1	21.68	55.9
02/10/2017 06:00	7.7	54.42	60.5	6.9	21.66	56.4	9.0	21.52	60.5	53.3	57.1	6.1	21.68	56.0
02/10/2017 06:10	7.7	54.42	60.6	6.9	21.69	56.5	9.0	21.53	60.5	53.4	57.1	6.1	21.69	56.0
02/10/2017 06:20	7.7	54.42	60.6	6.9	21.69	56.5	9.0	21.54	60.5	53.4	57.2	6.1	21.69	56.0
02/10/2017 06:30	7.7	54.48	60.6	6.9	21.70	56.5	9.0	21.56	60.5	53.4	57.1	6.1	21.69	56.1
02/10/2017 06:40	7.7	54.55	60.7	6.9	21.73	56.5	9.0	21.59	60.5	53.4	57.2	6.1	21.73	56.1
02/10/2017 06:50	7.7	54.62	60.7	6.9	21.76	56.6	9.0	21.61	60.5	53.5	57.2	6.1	21.75	56.1
02/10/2017 07:00	7.7	54.64	60.7	6.9	21.77	56.7	9.0	21.62	60.6	53.6	57.4	6.1	21.77	56.2
02/10/2017 07:10	7.7	54.73	60.7	6.9	21.80	56.8	9.0	21.66	60.6	53.6	57.3	6.1	21.82	56.3
02/10/2017 07:20	7.7	54.80	60.8	6.9	21.81	56.9	9.0	21.69	60.7	53.7	57.4	6.1	21.84	56.3
02/10/2017 07:30	7.7	54.89	60.8	6.9	21.86	56.9	9.0	21.71	60.7	53.7	57.5	6.1	21.87	56.4
02/10/2017 07:40	7.7	54.99	60.9	6.9	21.91	57.0	9.0	21.76	60.8	53.9	57.6	6.1	21.91	56.5
02/10/2017 07:50	7.7	55.15	61.0	6.9	21.97	57.2	9.0	21.83	60.9	54.0	57.7	6.1	21.97	56.6
02/10/2017 08:00	7.7	55.34	61.1	6.9	22.03	57.3	9.0	21.90	61.0	54.2	57.9	6.1	22.03	56.8
02/10/2017 08:10	7.7	55.53	61.2	6.9	22.12	57.6	9.0	21.97	61.0	54.4	58.0	6.1	22.10	56.9
02/10/2017 08:20	7.7	55.76	61.3	6.9	22.21	57.7	9.0	22.07	61.2	54.6	58.2	6.1	22.19	57.1
02/10/2017 08:30	7.7	56.06	61.5	6.9	22.34	58.1	9.0	22.20	61.4	55.0	58.5	6.1	22.32	57.4
02/10/2017 08:40	7.7	56.31	61.6	6.9	22.44	58.4	9.0	22.30	61.5	55.2	58.7	6.1	22.42	57.7
02/10/2017 08:50	7.7	56.59	61.8	6.9	22.55	58.7	9.0	22.40	61.7	55.5	58.9	6.1	22.53	57.8
02/10/2017 09:00	7.7	56.85	61.9	6.9	22.67	59.0	9.0	22.52	61.9	55.8	59.2	6.1	22.65	58.1
02/10/2017 09:10	7.7	57.17	62.1	6.9	22.80	59.3	9.0	22.66	62.1	56.2	59.5	6.1	22.78	58.4
02/10/2017 09:20	7.7	57.58	62.5	6.8	22.97	59.7	9.0	22.82	62.3	56.6	59.9	6.1	22.94	58.8
02/10/2017 09:30	7.6	58.01	62.7	6.8	23.16	60.3	9.0	23.00	62.6	57.1	60.3	6.1	23.13	59.2
02/10/2017 09:40	7.6	58.42	62.9	6.8	23.32	60.7	9.0	23.17	62.9	57.6	60.7	6.1	23.30	59.6
02/10/2017 09:50	7.6	58.76	63.2	6.8	23.46	61.2	9.0	23.30	63.1	57.9	61.0	6.1	23.44	60.0
02/10/2017 10:00	7.6	59.25	63.4	6.8	23.65	61.6	9.0	23.49	63.3	58.4	61.4	6.1	23.64	60.4
02/10/2017 10:10	7.6	59.73	63.8	6.8	23.86	62.3	9.0	23.70	63.7	59.0	62.0	6.1	23.85	60.8
02/10/2017 10:20	7.6	60.36	64.1	6.8	24.10	63.0	9.0	23.95	64.1	59.6	62.5	6.0	24.09	61.4
02/10/2017 10:30	7.6	60.95	64.5	6.8	24.34	63.6	9.0	24.20	64.5	60.2	63.1	6.0	24.34	61.9
02/10/2017 10:40	7.6	61.55	65.0	6.8	24.59	64.3	9.0	24.45	64.9	60.8	63.7	6.0	24.58	62.5
02/10/2017 10:50	7.6	62.11	65.3	6.8	24.81	65.0	9.0	24.68	65.3	61.4	64.2	6.0	24.80	63.0
02/10/2017 11:00	7.6	62.69	65.7	6.8	25.05	65.7	9.0	24.91	65.6	62.1	64.7	6.0	25.03	63.6
02/10/2017 11:10	7.6	63.26	66.0	6.8	25.26	66.2	9.0	25.14	65.9	62.6	65.1	6.0	25.24	64.1
02/10/2017 11:20	7.6	63.87	66.4	6.8	25.51	67.0	9.0	25.39	66.4	63.2	65.7	6.0	25.50	64.7

Date/Time	GW2i F	GW2i T	GW2o	GW3i F	GW3i T	GW3o	GW4i F	GW4i T	GW4o	GW5i	GW5o	GW6i F	GW6i T	GW6o
02/10/2017 11:30	7.6	64.44	66.9	6.8	25.75	67.6	9.0	25.63	66.8	63.8	66.3	6.0	25.73	65.3
02/10/2017 11:40	7.6	65.06	67.3	6.7	26.00	68.3	9.0	25.88	67.2	64.5	67.0	6.0	26.00	65.9
02/10/2017 11:50	7.6	65.64	67.7	6.7	26.23	68.9	9.0	26.11	67.6	65.1	67.5	6.0	26.23	66.4
02/10/2017 12:00	7.6	66.16	68.1	6.7	26.45	69.4	9.0	26.33	68.0	65.8	68.0	6.0	26.43	66.9
02/10/2017 12:10	7.6	66.64	68.4	6.7	26.63	69.9	9.0	26.52	68.4	66.3	68.5	6.0	26.62	67.4
02/10/2017 12:20	7.6	67.18	68.9	6.7	26.84	70.4	9.0	26.73	68.7	66.7	68.9	6.0	26.83	67.8
02/10/2017 12:30	7.6	67.73	69.2	6.7	27.06	71.0	9.0	26.96	69.1	67.3	69.5	6.0	27.06	68.3
02/10/2017 12:40	7.6	68.24	69.6	6.7	27.26	71.5	9.0	27.14	69.5	67.7	69.9	6.0	27.26	68.9
02/10/2017 12:50	7.6	68.72	70.0	6.7	27.46	72.1	9.0	27.35	70.0	68.3	70.4	6.0	27.46	69.4
02/10/2017 13:00	7.6	69.24	70.4	6.7	27.66	72.5	9.0	27.55	70.3	68.8	70.9	6.0	27.67	69.9
02/10/2017 13:10	7.6	69.69	70.7	6.7	27.85	72.9	9.0	27.74	70.6	69.3	71.3	6.0	27.86	70.3
02/10/2017 13:20	7.6	70.10	71.0	6.7	28.00	73.3	9.0	27.88	71.0	69.7	71.7	5.9	28.02	70.7
02/10/2017 13:30	7.6	70.48	71.4	6.7	28.16	73.7	9.0	28.05	71.3	70.1	72.1	5.9	28.17	71.2
02/10/2017 13:40	7.6	70.83	71.6	6.7	28.29	74.0	9.0	28.18	71.5	70.4	72.4	5.9	28.30	71.5
02/10/2017 13:50	7.6	71.17	71.9	6.7	28.43	74.4	9.0	28.32	71.8	70.8	72.8	5.9	28.43	71.8
02/10/2017 14:00	7.6	71.51	72.2	6.7	28.56	74.9	9.0	28.45	72.1	71.1	73.1	5.9	28.55	72.1
02/10/2017 14:10	7.6	71.78	72.5	6.7	28.66	75.0	9.0	28.55	72.4	71.3	73.3	5.9	28.65	72.4
02/10/2017 14:20	7.6	72.11	72.8	6.7	28.81	75.3	9.0	28.68	72.6	71.6	73.5	5.9	28.78	72.7
02/10/2017 14:30	7.5	72.47	73.0	6.7	28.94	75.6	9.0	28.82	72.9	72.0	73.9	5.9	28.92	73.0
02/10/2017 14:40	7.6	72.73	73.2	6.7	29.04	75.9	9.1	28.91	73.1	72.2	74.1	5.9	29.02	73.3
02/10/2017 14:50	7.5	73.05	73.5	6.7	29.18	76.2	9.0	29.05	73.4	72.6	74.5	5.9	29.16	73.7
02/10/2017 15:00	7.6	73.33	73.8	6.7	29.28	76.5	9.1	29.16	73.6	72.8	74.7	5.9	29.26	73.9
02/10/2017 15:10	5.2	73.60	74.0	4.1	29.40	77.4	6.0	29.27	74.0	73.0	75.0	4.1	29.34	74.5
02/10/2017 15:20	8.2	73.49	74.2	7.2	29.34	76.5	9.8	29.22	74.2	73.1	75.6	6.4	29.33	74.5
02/10/2017 15:30	8.0	73.88	74.3	7.1	29.50	76.8	9.6	29.37	74.1	73.3	75.1	6.3	29.47	74.4
02/10/2017 15:40	8.0	74.08	74.5	7.1	29.58	77.0	9.7	29.44	74.3	73.5	75.4	6.3	29.55	74.6
02/10/2017 15:50	8.0	74.26	74.7	7.1	29.65	77.1	9.7	29.52	74.5	73.7	75.5	6.3	29.61	74.8
02/10/2017 16:00	8.0	74.44	74.9	7.1	29.72	77.3	9.7	29.59	74.7	73.8	75.7	6.3	29.68	75.0
02/10/2017 16:10	8.0	74.58	75.0	7.1	29.77	77.4	9.7	29.64	74.9	74.0	75.8	6.3	29.73	75.1
02/10/2017 16:20	8.0	74.70	75.2	7.1	29.82	77.6	9.7	29.68	75.0	74.1	75.9	6.3	29.77	75.2
02/10/2017 16:30	8.0	74.81	75.3	7.0	29.86	77.7	9.7	29.72	75.1	74.2	76.0	6.3	29.82	75.3
02/10/2017 16:40	8.0	74.94	75.5	7.0	29.92	77.8	9.7	29.77	75.2	74.3	76.1	6.3	29.88	75.4
02/10/2017 16:50	8.0	75.02	75.6	7.0	29.94	77.8	9.7	29.81	75.3	74.3	76.2	6.3	29.91	75.6
02/10/2017 17:00	6.3	75.05	75.6	5.3	29.96	78.3	7.7	29.83	75.5	74.4	76.0	4.8	29.91	75.6
02/10/2017 17:10	0.0	74.73	77.0	0.0	29.57	80.5	0.1	29.67	75.7	73.3	72.9	0.0	29.54	76.0

Date/Time	GW2i F	GW2i T	GW2o	GW3i F	GW3i T	GW3o	GW4i F	GW4i T	GW4o	GW5i	GW5o	GW6i F	GW6i T	GW6o
02/10/2017 17:20	0.0	74.16	78.6	0.0	28.61	73.5	0.0	29.45	75.2	70.8	68.2	0.0	28.58	73.8
02/10/2017 17:30	0.0	72.21	75.5	0.0	28.02	71.3	0.0	28.57	72.9	69.2	67.3	0.0	27.95	70.5
02/10/2017 17:40	0.0	70.11	71.5	0.0	27.64	70.5	0.0	27.79	70.2	68.2	66.6	0.0	27.54	68.7
02/10/2017 17:50	0.0	68.42	68.9	0.0	27.24	70.0	0.0	27.16	68.1	67.2	65.4	0.0	27.06	68.3
02/10/2017 18:00	0.0	67.15	67.4	0.0	26.90	69.9	0.0	26.66	66.4	65.9	64.4	0.0	26.64	68.3
02/10/2017 18:10	0.0	66.46	66.7	0.0	26.73	70.1	0.0	26.36	65.5	65.2	64.2	0.0	26.43	68.7
02/10/2017 18:20	0.0	65.98	66.3	0.0	26.57	70.5	0.0	26.17	64.9	64.8	64.8	0.0	26.31	69.2
02/10/2017 18:30	0.0	65.26	65.7	0.0	26.33	70.3	0.0	25.86	64.3	64.3	63.9	0.0	26.09	69.1
02/10/2017 18:40	0.0	64.68	65.3	0.0	26.24	70.5	0.0	25.66	63.8	63.8	63.3	0.0	25.91	69.0
02/10/2017 18:50	0.0	64.61	65.2	0.0	26.24	70.5	0.0	25.61	63.5	63.7	63.5	0.0	25.88	68.8
02/10/2017 19:00	0.0	64.62	65.0	0.0	26.21	70.3	0.0	25.61	63.5	63.7	63.4	0.0	25.87	68.3
02/10/2017 19:10	0.0	64.55	64.8	0.0	26.13	70.1	0.0	25.53	63.3	63.5	63.2	0.0	25.82	68.2
02/10/2017 19:20	0.0	64.50	64.7	0.0	26.18	69.8	0.0	25.55	63.3	63.5	63.3	0.0	25.80	68.1
02/10/2017 19:30	0.0	64.50	64.6	0.0	26.20	69.5	0.0	25.56	63.3	63.4	63.3	0.0	25.75	67.7
02/10/2017 19:40	0.0	64.36	64.4	0.0	26.17	68.4	0.0	25.53	63.2	63.3	63.1	0.0	25.68	67.2
02/10/2017 19:50	0.0	64.08	64.1	0.0	26.04	68.3	0.0	25.40	63.0	63.1	62.8	0.0	25.60	67.0
02/10/2017 20:00	0.0	63.88	64.0	0.0	25.96	68.2	0.0	25.30	62.7	62.8	62.6	0.0	25.50	66.9
02/10/2017 20:10	0.0	63.57	63.8	0.0	25.89	68.3	0.0	25.22	62.4	62.6	62.4	0.0	25.41	66.7
02/10/2017 20:20	0.0	63.26	63.6	0.0	25.80	68.3	0.0	25.09	62.1	62.3	62.0	0.0	25.27	66.5
02/10/2017 20:30	0.0	63.04	63.4	0.0	25.76	68.0	0.0	24.97	61.8	62.1	61.8	0.0	25.17	66.3
02/10/2017 20:40	0.0	62.82	63.3	0.0	25.71	67.9	0.0	24.88	61.5	61.8	61.7	0.0	25.08	66.1
02/10/2017 20:50	0.0	62.66	63.3	0.0	25.64	68.0	0.0	24.80	61.4	61.6	61.6	0.0	25.02	66.2
02/10/2017 21:00	0.0	62.49	63.2	0.0	25.59	68.2	0.0	24.74	61.3	61.5	61.6	0.0	24.97	66.3
02/10/2017 21:10	0.0	62.30	63.2	0.0	25.52	68.5	0.0	24.65	61.0	61.4	61.6	0.0	24.90	66.2
02/10/2017 21:20	0.0	62.16	63.3	0.0	25.52	68.6	0.0	24.58	60.9	61.3	61.4	0.0	24.85	66.0
02/10/2017 21:30	0.0	62.00	63.1	0.0	25.49	68.2	0.0	24.53	60.7	61.1	61.3	0.0	24.80	66.0
02/10/2017 21:40	0.0	62.00	62.9	0.0	25.52	67.7	0.0	24.55	60.7	61.0	61.4	0.0	24.80	65.8
02/10/2017 21:50	0.0	61.88	62.8	0.0	25.52	67.8	0.0	24.51	60.7	60.9	61.4	0.0	24.80	66.0
02/10/2017 22:00	0.0	61.62	62.9	0.0	25.48	67.8	0.0	24.45	60.5	60.8	61.3	0.0	24.70	65.9
02/10/2017 22:10	0.0	61.46	62.7	0.0	25.30	67.7	0.0	24.36	60.3	60.6	61.1	0.0	24.62	66.1
02/10/2017 22:20	0.0	61.26	62.5	0.0	25.10	67.6	0.0	24.25	60.1	60.4	60.8	0.0	24.56	66.0
02/10/2017 22:30	0.0	61.06	62.3	0.0	24.93	67.4	0.0	24.14	59.9	60.2	60.5	0.0	24.44	65.8
02/10/2017 22:40	0.0	60.85	62.1	0.0	24.78	66.9	0.0	24.03	59.6	59.9	60.3	0.0	24.33	65.4
02/10/2017 22:50	0.0	60.69	62.0	0.0	24.64	66.8	0.0	23.91	59.4	59.5	60.1	0.0	24.28	65.1
02/10/2017 23:00	0.0	60.46	62.0	0.0	24.53	66.9	0.0	23.84	59.1	59.4	60.1	0.0	24.25	65.2

Date/Time	GW2i F	GW2i T	GW2o	GW3i F	GW3i T	GW3o	GW4i F	GW4i T	GW4o	GW5i	GW5o	GW6i F	GW6i T	GW6o
02/10/2017 23:10	0.0	60.11	61.9	0.0	24.38	67.1	0.0	23.75	58.9	59.2	59.9	0.0	24.14	65.1
02/10/2017 23:20	0.0	59.81	61.7	0.0	24.28	67.1	0.0	23.63	58.6	58.9	59.7	0.0	24.00	64.9
02/10/2017 23:30	0.0	59.50	61.7	0.0	24.16	68.4	0.0	23.48	58.2	58.6	59.5	0.0	23.80	64.8
02/10/2017 23:40	0.0	59.06	61.7	0.0	24.02	69.3	0.0	23.22	57.8	58.3	59.5	0.0	23.63	64.6
02/10/2017 23:50	0.0	58.41	61.3	0.0	23.94	68.6	0.0	23.01	57.4	58.1	59.5	0.0	23.55	64.5
02/11/2017 00:00	0.0	58.07	61.1	0.0	24.03	68.2	0.0	22.95	57.3	58.1	59.6	0.0	23.48	64.4
02/11/2017 00:10	0.0	57.82	61.1	0.0	23.98	68.1	0.0	22.87	57.1	57.9	59.5	0.0	23.43	64.3
02/11/2017 00:20	0.0	57.53	61.2	0.0	23.78	71.0	0.0	22.71	56.6	57.5	59.4	0.0	23.18	64.1
02/11/2017 00:30	0.0	57.41	61.2	0.0	23.71	70.3	0.0	22.71	56.6	57.4	59.6	0.0	23.07	64.0
02/11/2017 00:40	0.0	57.33	61.3	0.0	23.62	70.9	0.0	22.69	56.4	57.3	59.7	0.0	22.89	64.3
02/11/2017 00:50	0.0	57.05	61.4	0.0	23.51	70.9	0.0	22.64	56.2	57.2	59.8	0.0	22.76	64.2
02/11/2017 01:00	0.0	56.65	60.9	0.0	23.54	69.1	0.0	22.55	56.1	57.1	59.6	0.0	22.83	63.8
02/11/2017 01:10	0.0	56.55	60.7	0.0	23.63	67.5	0.0	22.50	56.0	57.1	59.4	0.0	22.90	63.8
02/11/2017 01:20	0.0	56.88	60.6	0.0	23.84	66.1	0.0	22.61	56.3	57.2	59.5	0.0	23.02	63.7
02/11/2017 01:30	0.0	57.36	60.4	0.0	24.04	65.2	0.0	22.75	56.6	57.3	59.6	0.0	23.11	63.6
02/11/2017 01:40	0.0	57.66	60.3	0.0	24.12	64.6	0.0	22.85	56.7	57.3	59.5	0.0	23.14	63.4
02/11/2017 01:50	0.0	57.79	60.2	0.0	24.12	64.3	0.0	22.86	56.7	57.3	59.5	0.0	23.16	63.4
02/11/2017 02:00	0.0	57.80	60.1	0.0	24.12	64.4	0.0	22.84	56.5	57.2	59.4	0.0	23.14	63.5
02/11/2017 02:10	0.0	57.81	60.3	0.0	24.08	64.4	0.0	22.84	56.5	57.1	59.4	0.0	23.14	63.3
02/11/2017 02:20	0.0	57.77	60.1	0.0	23.91	64.4	0.0	22.81	56.4	57.0	59.4	0.0	23.13	62.8
02/11/2017 02:30	0.0	57.70	60.1	0.0	23.88	64.4	0.0	22.80	56.3	57.0	59.4	0.0	23.11	63.4
02/11/2017 02:40	0.0	57.70	60.2	0.0	23.93	64.5	0.0	22.80	56.3	56.9	59.5	0.0	23.08	63.2
02/11/2017 02:50	0.0	57.70	60.1	0.0	23.99	64.3	0.0	22.80	56.3	56.9	59.4	0.0	23.04	63.0
02/11/2017 03:00	0.0	57.70	59.6	0.0	24.04	64.2	0.0	22.82	56.3	56.8	59.3	0.0	23.02	62.8
02/11/2017 03:10	0.0	57.63	59.3	0.0	24.05	63.6	0.0	22.84	56.3	56.7	59.2	0.0	23.00	63.1
02/11/2017 03:20	0.0	57.60	59.3	0.0	24.02	63.1	0.0	22.84	56.2	56.6	59.0	0.0	23.00	62.6
02/11/2017 03:30	0.0	57.60	59.2	0.0	23.96	62.8	0.0	22.84	56.3	56.7	59.1	0.0	23.00	62.8
02/11/2017 03:40	0.0	57.60	59.2	0.0	23.90	62.7	0.0	22.84	56.2	56.6	59.0	0.0	23.00	62.8
02/11/2017 03:50	0.0	57.52	59.2	0.0	23.86	62.7	0.0	22.79	56.1	56.6	59.0	0.0	22.97	62.8
02/11/2017 04:00	0.0	57.48	59.0	0.0	23.81	63.0	0.0	22.74	56.0	56.4	59.1	0.0	22.91	63.0
02/11/2017 04:10	0.0	57.23	59.1	0.0	23.74	63.8	0.0	22.65	55.8	56.2	59.3	0.0	22.83	63.2
02/11/2017 04:20	0.0	56.97	59.1	0.0	23.62	64.7	0.0	22.54	55.5	56.0	59.3	0.0	22.73	63.3
02/11/2017 04:30	0.0	56.67	59.0	0.0	23.32	64.7	0.0	22.38	55.1	55.7	59.3	0.0	22.57	63.6
02/11/2017 04:40	0.0	56.24	58.8	0.0	23.14	64.8	0.0	22.25	54.7	55.4	59.1	0.0	22.42	63.1
02/11/2017 04:50	0.0	55.97	58.5	0.0	23.05	64.4	0.0	22.15	54.5	55.1	58.9	0.0	22.34	62.7

Date/Time	GW2i F	GW2i T	GW2o	GW3i F	GW3i T	GW3o	GW4i F	GW4i T	GW4o	GW5i	GW5o	GW6i F	GW6i T	GW6o
02/11/2017 05:00	0.0	55.72	58.2	0.0	22.95	64.0	0.0	22.07	54.3	54.9	58.7	0.0	22.22	62.6
02/11/2017 05:10	0.0	55.22	58.0	0.0	22.59	64.6	0.0	21.81	53.8	54.4	58.7	0.0	21.96	62.5
02/11/2017 05:20	0.0	54.55	57.7	0.0	22.22	64.6	0.0	21.52	53.0	53.8	58.5	0.0	21.66	62.5
02/11/2017 05:30	0.0	54.05	57.3	0.0	22.00	64.4	0.0	21.33	52.4	53.3	58.4	0.0	21.44	62.5
02/11/2017 05:40	0.0	53.98	57.3	0.0	22.04	64.2	0.0	21.28	52.2	53.2	58.2	0.0	21.40	62.1
02/11/2017 05:50	0.0	53.90	57.1	0.0	22.18	63.6	0.0	21.31	52.2	53.2	58.1	0.0	21.42	62.0
02/11/2017 06:00	0.0	53.90	57.1	0.0	22.24	63.3	0.0	21.28	52.2	53.1	57.9	0.0	21.43	62.1
02/11/2017 06:10	0.0	53.88	57.3	0.0	22.27	63.8	0.0	21.24	52.1	53.1	57.7	0.0	21.40	62.1
02/11/2017 06:20	0.0	53.80	57.1	0.0	22.35	63.3	0.0	21.24	52.1	53.1	57.2	0.0	21.40	61.9
02/11/2017 06:30	0.0	53.80	57.0	0.0	22.41	62.6	0.0	21.24	52.1	53.1	56.9	0.0	21.40	62.1
02/11/2017 06:40	0.0	53.80	57.1	0.0	22.45	62.9	0.0	21.23	52.1	53.0	57.0	0.0	21.40	61.9
02/11/2017 06:50	0.0	53.80	57.2	0.0	22.51	63.0	0.0	21.24	52.1	53.1	56.9	0.0	21.40	61.9
02/11/2017 07:00	0.0	53.80	57.5	0.0	22.55	63.8	0.0	21.25	52.1	53.2	57.2	0.0	21.40	62.5
02/11/2017 07:10	0.0	53.80	57.8	0.0	22.49	65.7	0.0	21.24	52.1	53.3	57.9	0.0	21.40	63.0
02/11/2017 07:20	0.0	53.94	58.2	0.0	22.46	67.7	0.0	21.29	52.1	53.5	58.2	0.0	21.43	63.3
02/11/2017 07:30	0.0	54.39	59.0	0.0	22.59	69.5	0.0	21.42	52.8	54.4	59.4	0.0	21.56	63.8
02/11/2017 07:40	0.0	55.29	60.0	0.0	22.80	70.2	0.0	21.72	54.2	55.7	60.7	0.0	21.84	64.3
02/11/2017 07:50	0.0	56.34	60.7	0.0	23.28	70.2	0.0	22.11	55.5	56.8	61.2	0.0	22.20	64.7
02/11/2017 08:00	0.0	57.16	61.0	0.0	23.71	70.3	0.0	22.40	56.4	57.7	61.4	0.0	22.45	64.7
02/11/2017 08:10	0.0	59.13	62.7	0.0	24.63	71.2	0.0	22.98	58.6	59.5	62.5	0.0	22.95	65.8
02/11/2017 08:20	0.0	62.16	65.1	0.0	25.87	74.8	0.0	24.01	62.3	62.5	65.0	0.0	23.83	67.6
02/11/2017 08:30	0.0	63.66	66.1	0.0	26.41	74.3	0.0	24.68	63.5	64.0	65.3	0.0	24.53	67.6
02/11/2017 08:40	0.0	63.72	65.5	0.0	26.32	70.9	0.0	24.79	63.0	63.5	63.9	0.0	24.70	67.1
02/11/2017 08:50	0.0	63.28	64.7	0.0	26.03	68.3	0.0	24.70	62.1	62.5	62.8	0.0	24.60	66.7
02/11/2017 09:00	0.0	62.82	64.3	0.0	25.72	67.0	0.0	24.61	61.5	61.9	62.5	0.0	24.46	66.5
02/11/2017 09:10	0.1	62.75	64.0	0.1	25.07	>>>>>>>>	0.6	23.79	81.2	59.7	62.3	0.0	24.47	66.4
02/11/2017 09:20	0.0	63.18	74.6	0.1	24.46	>>>>>>>>	0.5	23.35	85.4	59.9	67.1	0.0	24.66	74.7
02/11/2017 09:30	0.0	64.33	68.4	0.0	25.05	>>>>>>>>	0.0	23.95	73.0	59.8	68.0	0.0	24.92	72.9
02/11/2017 09:40	0.0	65.95	66.4	0.0	25.86	82.8	0.0	24.87	67.6	62.4	67.9	0.0	25.30	71.2
02/11/2017 09:50	0.0	66.72	65.4	0.0	26.36	74.1	0.0	25.39	65.8	63.5	67.2	0.0	25.61	70.0
02/11/2017 10:00	0.0	67.63	66.8	0.0	27.13	73.0	0.0	25.96	67.0	65.1	67.3	0.0	26.01	70.1
02/11/2017 10:10	0.0	69.19	69.1	0.0	28.05	73.7	0.0	26.71	68.1	67.1	68.2	0.0	26.67	71.0
02/11/2017 10:20	0.0	71.00	71.8	0.0	29.16	76.4	0.0	27.57	71.7	69.6	69.4	0.0	27.46	72.2
02/11/2017 10:30	0.0	72.55	72.9	0.0	29.66	76.7	0.0	28.26	73.1	71.5	69.8	0.0	28.21	73.0
02/11/2017 10:40	0.0	74.03	74.3	0.0	30.14	77.9	0.0	28.91	74.3	72.8	70.2	0.0	28.79	73.8

Date/Time	GW2i F	GW2i T	GW2o	GW3i F	GW3i T	GW3o	GW4i F	GW4i T	GW4o	GW5i	GW5o	GW6i F	GW6i T	GW6o
02/11/2017 10:50	0.0	75.36	75.2	0.0	30.60	79.1	0.0	29.58	75.8	74.0	70.9	0.0	29.32	74.6
02/11/2017 11:00	0.0	75.57	74.5	0.0	30.63	78.6	0.0	29.79	74.9	74.3	71.9	0.0	29.74	74.8
02/11/2017 11:10	0.0	74.80	72.5	0.0	30.27	76.8	0.0	29.52	72.9	73.5	71.6	0.0	29.70	74.2
02/11/2017 11:20	0.0	74.66	72.3	0.0	29.93	76.3	0.0	29.36	72.4	73.1	72.0	0.0	29.64	74.2
02/11/2017 11:30	0.0	74.83	72.1	0.0	29.71	76.5	0.0	29.18	71.8	72.6	72.0	0.0	29.50	74.0
02/11/2017 11:40	0.0	74.79	71.9	0.0	29.69	77.1	0.0	29.12	71.9	72.5	72.5	0.0	29.48	74.3
02/11/2017 11:50	0.0	75.25	73.5	0.0	29.88	78.5	0.0	29.47	73.9	73.4	73.7	0.0	29.61	74.9
02/11/2017 12:00	0.0	76.61	76.1	0.0	30.19	81.1	0.0	30.10	76.1	74.6	75.3	0.0	30.09	75.6
02/11/2017 12:10	0.0	77.78	75.9	0.0	30.41	81.9	0.0	30.45	77.1	75.3	76.0	0.0	30.61	75.7
02/11/2017 12:20	0.0	78.64	77.2	0.0	30.71	82.9	0.0	30.98	78.1	76.1	77.1	0.0	31.27	76.7
02/11/2017 12:30	0.0	79.53	78.3	0.0	30.99	83.5	0.0	31.41	78.8	77.5	78.0	0.0	31.70	77.3
02/11/2017 12:40	0.0	80.51	79.6	0.0	31.45	84.8	0.0	31.83	79.6	78.5	78.9	0.0	31.77	78.1
02/11/2017 12:50	0.0	82.97	82.5	0.0	32.41	86.6	0.0	32.75	83.5	80.7	82.3	0.0	32.39	79.7
02/11/2017 13:00	0.0	84.19	82.1	0.0	32.73	87.0	0.0	33.15	83.1	81.6	82.5	0.0	33.12	80.1
02/11/2017 13:10	0.0	83.07	80.0	0.0	32.65	85.2	0.0	33.00	81.9	81.0	81.5	0.0	33.22	79.3
02/11/2017 13:20	0.0	83.38	80.3	0.0	32.93	87.0	0.0	33.10	80.9	81.8	81.7	0.0	33.53	80.5
02/11/2017 13:30	0.0	81.29	76.1	0.0	32.13	83.0	0.0	32.00	77.2	79.1	78.3	0.0	32.66	78.7
02/11/2017 13:40	0.0	79.14	73.7	0.0	31.53	83.0	0.0	31.26	75.0	77.6	77.9	0.0	31.81	77.6
02/11/2017 13:50	0.0	77.82	73.1	0.0	31.02	81.7	0.0	30.69	73.9	76.2	76.8	0.0	31.22	75.9
02/11/2017 14:00	0.0	77.03	72.8	0.0	30.68	81.2	0.0	30.29	73.5	75.3	76.3	0.0	30.81	74.2
02/11/2017 14:10	0.0	76.90	73.4	0.0	30.71	82.0	0.0	30.14	74.1	75.2	76.8	0.0	30.68	74.0
02/11/2017 14:20	0.0	76.89	73.7	0.0	30.82	81.1	0.0	30.07	74.4	75.3	76.4	0.0	30.68	74.6
02/11/2017 14:30	0.0	76.24	72.6	0.0	30.43	79.0	0.0	29.80	73.2	74.2	76.0	0.0	30.48	73.5
02/11/2017 14:40	0.0	75.53	72.0	0.0	30.03	78.2	0.0	29.54	72.4	73.5	74.4	0.0	30.22	72.4
02/11/2017 14:50	0.0	75.31	72.0	0.0	29.98	79.5	0.0	29.42	72.4	73.2	74.3	0.0	30.13	72.3
02/11/2017 15:00	0.0	75.40	72.2	0.0	30.02	80.6	0.0	29.40	72.7	73.2	74.3	0.0	30.13	72.5
02/11/2017 15:10	0.0	75.81	73.0	0.0	30.24	80.4	0.0	29.47	73.4	73.6	74.5	0.0	30.21	73.2
02/11/2017 15:20	0.0	76.43	73.8	0.0	30.48	80.2	0.0	29.59	73.8	74.0	74.8	0.0	30.30	73.7
02/11/2017 15:30	0.0	76.73	73.8	0.0	30.56	79.5	0.0	29.64	73.7	74.2	74.8	0.0	30.30	73.6
02/11/2017 15:40	0.0	76.66	73.3	0.0	30.63	79.4	0.0	29.64	73.7	74.2	74.9	0.0	30.28	73.4
02/11/2017 15:50	0.0	76.25	72.7	0.0	30.59	79.0	0.0	29.52	72.8	73.8	74.4	0.0	30.17	72.8
02/11/2017 16:00	0.0	75.78	72.0	0.0	30.47	78.5	0.0	29.37	72.2	73.3	74.1	0.0	29.99	72.1
02/11/2017 16:10	0.0	75.28	71.5	0.0	30.34	78.5	0.0	29.20	71.7	72.8	73.7	0.0	29.82	71.5
02/11/2017 16:20	0.0	75.01	71.5	0.0	30.27	79.3	0.0	29.13	71.8	72.6	74.0	0.0	29.77	71.6
02/11/2017 16:30	0.0	75.37	72.3	0.0	30.20	81.6	0.0	29.25	72.6	73.1	75.2	0.0	29.96	72.6

Date/Time	GW2i F	GW2i T	GW2o	GW3i F	GW3i T	GW3o	GW4i F	GW4i T	GW4o	GW5i	GW5o	GW6i F	GW6i T	GW6o
02/11/2017 16:40	0.0	76.33	73.4	0.0	30.62	83.1	0.0	29.60	73.8	74.1	76.1	0.0	30.34	73.8
02/11/2017 16:50	0.0	76.53	73.0	0.0	30.71	81.9	0.0	29.62	73.2	74.1	75.4	0.0	30.37	73.4
02/11/2017 17:00	0.0	76.02	72.0	0.0	30.57	81.4	0.0	29.46	72.3	73.6	74.7	0.0	30.20	72.3
02/11/2017 17:10	0.0	75.48	71.4	0.0	30.44	80.9	0.0	29.29	71.7	73.2	74.3	0.0	30.00	71.7
02/11/2017 17:20	0.0	74.98	71.0	0.0	30.25	80.6	0.0	29.12	71.2	72.7	74.0	0.0	29.82	71.1
02/11/2017 17:30	0.0	74.39	70.2	0.0	29.88	80.4	0.0	28.87	70.3	72.0	73.6	0.0	29.60	70.1
02/11/2017 17:40	0.0	73.60	69.3	0.0	29.44	80.4	0.0	28.57	69.5	71.2	73.2	0.0	29.29	69.0
02/11/2017 17:50	0.0	73.00	68.8	0.0	29.11	80.6	0.0	28.34	69.0	70.7	72.9	0.0	29.06	68.4
02/11/2017 18:00	0.0	72.56	68.6	0.0	28.85	80.5	0.0	28.13	68.7	70.3	72.8	0.0	28.88	68.0
02/11/2017 18:10	0.0	72.28	68.5	0.0	28.67	80.6	0.0	27.97	68.5	69.8	72.3	0.0	28.73	67.6
02/11/2017 18:20	0.0	72.18	68.2	0.0	28.58	80.8	0.0	27.85	68.3	69.6	72.0	0.0	28.58	67.3
02/11/2017 18:30	0.0	71.87	67.5	0.0	28.34	80.5	0.0	27.64	67.6	69.1	71.4	0.0	28.41	66.7
02/11/2017 18:40	0.0	71.39	67.0	0.0	28.09	79.6	0.0	27.42	67.0	68.5	71.0	0.0	28.17	66.1
02/11/2017 18:50	0.0	71.10	66.6	0.0	27.95	79.8	0.0	27.27	66.6	68.2	70.9	0.0	28.03	65.9
02/11/2017 19:00	0.0	70.69	66.1	0.0	27.79	78.5	0.0	27.08	65.9	67.9	70.5	0.0	27.87	65.3
02/11/2017 19:10	0.0	69.91	65.1	0.0	27.53	76.2	0.0	26.79	65.0	67.2	69.6	0.0	27.57	64.5
02/11/2017 19:20	0.0	68.94	64.1	0.0	27.17	73.8	0.0	26.49	64.0	66.5	68.8	0.0	27.21	63.6
02/11/2017 19:30	0.0	68.03	63.2	0.0	26.80	72.4	0.0	26.16	63.1	65.7	68.2	0.0	26.86	62.8
02/11/2017 19:40	0.0	67.07	62.2	0.0	26.48	71.7	0.0	25.85	62.2	64.9	67.4	0.0	26.54	62.0
02/11/2017 19:50	0.0	66.13	61.3	0.0	26.22	71.9	0.0	25.57	61.4	64.2	67.2	0.0	26.22	61.1
02/11/2017 20:00	0.0	65.50	60.7	0.0	25.98	72.2	0.0	25.32	60.8	63.7	67.0	0.0	25.95	60.3
02/11/2017 20:10	0.0	65.08	60.2	0.0	25.80	73.3	0.0	25.11	60.3	63.4	66.9	0.0	25.76	59.8
02/11/2017 20:20	0.0	64.66	59.8	0.0	25.60	73.3	0.0	24.90	60.0	62.9	66.6	0.0	25.59	59.5
02/11/2017 20:30	0.0	64.22	59.3	0.0	25.48	74.7	0.0	24.70	59.5	62.4	66.5	0.0	25.41	58.9
02/11/2017 20:40	0.0	63.93	58.8	0.0	25.43	76.7	0.0	24.54	59.0	62.2	66.7	0.0	25.29	58.4
02/11/2017 20:50	0.0	63.77	58.3	0.0	25.34	77.3	0.0	24.43	58.7	62.0	66.6	0.0	25.22	58.1
02/11/2017 21:00	0.0	63.36	58.0	0.0	25.10	74.7	0.0	24.20	58.2	61.6	65.9	0.0	25.07	57.6
02/11/2017 21:10	0.0	62.72	57.4	0.0	24.82	74.6	0.0	23.97	57.5	61.0	65.4	0.0	24.84	56.7
02/11/2017 21:20	0.0	62.15	57.0	0.0	24.57	74.2	0.0	23.77	57.0	60.3	65.2	0.0	24.58	56.1
02/11/2017 21:30	0.0	61.94	56.8	0.0	24.49	75.8	0.0	23.66	57.0	60.2	65.5	0.0	24.45	55.9
02/11/2017 21:40	0.0	61.99	57.1	0.0	24.49	76.5	0.0	23.64	57.3	60.3	65.5	0.0	24.45	56.4
02/11/2017 21:50	0.0	62.10	57.3	0.0	24.45	75.2	0.0	23.61	57.5	60.2	65.2	0.0	24.46	56.5
02/11/2017 22:00	0.0	62.14	57.2	0.0	24.39	74.5	0.0	23.58	57.4	60.0	64.8	0.0	24.44	56.5
02/11/2017 22:10	0.0	61.83	56.8	0.0	24.29	73.1	0.0	23.45	57.0	59.7	64.4	0.0	24.36	56.1
02/11/2017 22:20	0.0	61.48	56.5	0.0	24.17	73.4	0.0	23.33	56.6	59.4	64.5	0.0	24.23	55.8

Date/Time	GW2i F	GW2i T	GW2o	GW3i F	GW3i T	GW3o	GW4i F	GW4i T	GW4o	GW5i	GW5o	GW6i F	GW6i T	GW6o
02/11/2017 22:30	0.0	61.10	56.2	0.0	24.03	72.7	0.0	23.19	56.3	59.1	64.2	0.0	24.14	55.5
02/11/2017 22:40	0.0	60.70	55.9	0.0	23.87	71.7	0.0	23.07	55.9	58.7	63.5	0.0	23.97	55.0
02/11/2017 22:50	0.0	60.52	55.6	0.0	23.80	71.5	0.0	22.98	55.7	58.4	63.7	0.0	23.85	55.0
02/11/2017 23:00	0.0	60.02	54.9	0.0	23.63	70.3	0.0	22.84	55.2	58.2	63.2	0.0	23.79	54.8
02/11/2017 23:10	0.0	59.50	54.5	0.0	23.52	70.4	0.0	22.70	54.6	57.9	63.2	0.0	23.70	54.5
02/11/2017 23:20	0.0	59.40	55.3	0.0	23.45	67.9	0.0	22.64	55.0	57.8	62.3	0.0	23.60	54.6
02/11/2017 23:30	0.0	59.26	55.3	0.0	23.33	66.6	0.0	22.55	54.9	57.4	61.9	0.0	23.48	54.4
02/11/2017 23:40	0.0	59.12	55.0	0.0	23.21	66.8	0.0	22.47	54.7	57.1	62.0	0.0	23.40	54.1
02/11/2017 23:50	0.0	59.09	54.6	0.0	23.16	68.4	0.0	22.40	54.5	56.9	62.4	0.0	23.33	53.8
02/12/2017 00:00	0.0	58.93	53.9	0.0	23.14	70.3	0.0	22.32	54.0	56.9	62.6	0.0	23.27	53.5
02/12/2017 00:10	0.0	58.58	53.4	0.0	23.06	71.0	0.0	22.19	53.4	56.7	62.1	0.0	23.18	53.2
02/12/2017 00:20	0.0	58.39	53.7	0.0	23.04	70.1	0.0	22.12	53.5	56.7	61.8	0.0	23.13	53.6
02/12/2017 00:30	0.0	58.38	54.0	0.0	23.00	67.6	0.0	22.12	54.0	56.7	61.4	0.0	23.13	53.7
02/12/2017 00:40	0.0	58.14	53.9	0.0	22.86	65.8	0.0	22.06	53.8	56.4	61.1	0.0	23.09	53.5
02/12/2017 00:50	0.0	58.01	54.4	0.0	22.79	63.3	0.0	22.07	54.0	56.2	60.7	0.0	23.05	53.8
02/12/2017 01:00	0.0	57.91	54.5	0.0	22.72	61.4	0.0	22.08	54.1	55.9	60.2	0.0	23.03	54.0
02/12/2017 01:10	0.0	57.70	54.1	0.0	22.63	61.6	0.0	22.03	53.8	55.6	60.2	0.0	22.95	53.5
02/12/2017 01:20	0.0	57.32	53.3	0.0	22.51	62.2	0.0	21.91	53.1	55.3	59.9	0.0	22.79	52.8
02/12/2017 01:30	0.0	56.96	52.8	0.0	22.38	62.6	0.0	21.77	52.8	55.1	59.7	0.0	22.64	52.4
02/12/2017 01:40	0.0	56.65	52.5	0.0	22.27	62.8	0.0	21.65	52.4	54.9	59.6	0.0	22.52	52.0
02/12/2017 01:50	0.0	56.27	52.2	0.0	22.13	62.3	0.0	21.53	52.0	54.5	59.4	0.0	22.39	51.6
02/12/2017 02:00	0.0	55.98	52.1	0.0	21.99	62.0	0.0	21.41	51.6	54.2	59.4	0.0	22.27	51.4
02/12/2017 02:10	0.0	55.81	52.2	0.0	21.90	61.0	0.0	21.35	51.8	53.9	58.6	0.0	22.20	51.5
02/12/2017 02:20	0.0	55.80	52.6	0.0	21.88	59.5	0.0	21.41	52.5	53.8	58.0	0.0	22.22	52.2
02/12/2017 02:30	0.0	55.88	52.8	0.0	21.88	58.5	0.0	21.47	52.8	53.8	57.8	0.0	22.27	52.5
02/12/2017 02:40	0.0	55.76	52.6	0.0	21.86	58.0	0.0	21.48	52.7	53.7	58.0	0.0	22.28	52.4
02/12/2017 02:50	0.0	55.55	52.3	0.0	21.78	57.9	0.0	21.48	52.4	53.6	57.9	0.0	22.23	52.2
02/12/2017 03:00	0.0	55.31	52.0	0.0	21.71	57.5	0.0	21.42	52.1	53.4	57.6	0.0	22.17	51.9
02/12/2017 03:10	0.0	55.11	51.9	0.0	21.64	57.6	0.0	21.36	52.0	53.2	57.6	0.0	22.10	51.7
02/12/2017 03:20	0.0	55.10	52.0	0.0	21.63	57.9	0.0	21.32	52.0	53.2	57.7	0.0	22.08	51.8
02/12/2017 03:30	0.0	55.10	52.0	0.0	21.63	58.1	0.0	21.32	52.1	53.2	57.8	0.0	22.07	51.8
02/12/2017 03:40	0.0	55.05	51.9	0.0	21.59	57.5	0.0	21.32	52.0	53.2	57.4	0.0	22.04	51.7
02/12/2017 03:50	0.0	54.90	51.8	0.0	21.55	56.7	0.0	21.30	51.9	53.0	56.7	0.0	22.00	51.7
02/12/2017 04:00	0.0	54.62	51.5	0.0	21.46	55.7	0.0	21.23	51.6	52.6	56.4	0.0	21.91	51.4
02/12/2017 04:10	0.0	54.29	51.1	0.0	21.35	55.5	0.0	21.16	51.3	52.3	56.3	0.0	21.77	51.0

Date/Time	GW2i F	GW2i T	GW2o	GW3i F	GW3i T	GW3o	GW4i F	GW4i T	GW4o	GW5i	GW5o	GW6i F	GW6i T	GW6o
02/12/2017 04:20	0.0	54.00	50.7	0.0	21.23	55.2	0.0	21.06	50.9	52.1	56.0	0.0	21.64	50.7
02/12/2017 04:30	0.0	53.83	50.6	0.0	21.18	55.6	0.0	20.99	50.8	51.9	56.2	0.0	21.57	50.5
02/12/2017 04:40	0.0	53.75	50.5	0.0	21.11	55.8	0.0	20.94	50.7	51.8	56.5	0.0	21.52	50.5
02/12/2017 04:50	0.0	53.70	50.6	0.0	21.08	55.6	0.0	20.91	50.8	51.8	56.1	0.0	21.52	50.4
02/12/2017 05:00	0.0	53.56	50.5	0.0	21.04	54.6	0.0	20.85	50.7	51.6	55.5	0.0	21.48	50.4
02/12/2017 05:10	0.0	53.16	50.0	0.0	20.91	53.4	0.0	20.75	50.3	51.2	54.6	0.0	21.34	49.9
02/12/2017 05:20	0.0	52.47	49.1	0.0	20.63	51.9	0.0	20.54	49.4	50.4	53.8	0.0	21.10	49.2
02/12/2017 05:30	0.0	51.83	48.4	0.0	20.36	51.3	0.0	20.28	48.7	49.8	53.4	0.0	20.88	48.5
02/12/2017 05:40	0.0	51.27	47.9	0.0	20.15	51.0	0.0	20.06	48.1	49.3	53.3	0.0	20.67	47.9
02/12/2017 05:50	0.0	50.70	47.3	0.0	19.93	50.7	0.0	19.83	47.6	48.8	53.0	0.0	20.47	47.3
02/12/2017 06:00	0.0	50.29	46.9	0.0	19.78	50.6	0.0	19.65	47.1	48.3	52.9	0.0	20.29	46.8
02/12/2017 06:10	0.0	49.74	46.1	0.0	19.55	50.3	0.0	19.40	46.2	47.6	52.5	0.0	20.03	45.9
02/12/2017 06:20	0.0	49.13	45.3	0.0	19.28	50.1	0.0	19.11	45.2	47.0	51.9	0.0	19.74	45.0
02/12/2017 06:30	0.0	48.55	44.8	0.0	19.04	49.8	0.0	18.85	44.6	46.4	51.7	0.0	19.48	44.5
02/12/2017 06:40	0.0	48.00	44.5	0.0	18.82	48.6	0.0	18.59	44.2	45.8	50.9	0.0	19.23	44.0
02/12/2017 06:50	0.0	47.35	43.9	0.0	18.54	47.1	0.0	18.32	43.7	45.1	50.0	0.0	18.97	43.4
02/12/2017 07:00	0.0	46.84	43.5	0.0	18.34	47.1	0.0	18.10	43.1	44.5	49.5	0.0	18.74	43.0
02/12/2017 07:10	0.0	46.52	43.2	0.0	18.22	47.5	0.0	17.95	42.9	44.2	49.9	0.0	18.60	42.7
02/12/2017 07:20	0.0	46.29	42.9	0.0	18.15	47.7	0.0	17.84	42.8	44.1	50.1	0.0	18.51	42.5
02/12/2017 07:30	0.0	46.25	43.1	0.0	18.10	48.4	0.0	17.80	42.9	44.3	50.4	0.0	18.46	42.7
02/12/2017 07:40	0.0	46.73	43.9	0.0	18.34	50.2	0.0	17.95	44.1	45.2	51.5	0.0	18.58	43.8
02/12/2017 07:50	0.0	47.85	45.8	0.0	19.01	51.8	0.0	18.42	46.2	47.0	52.7	0.0	19.00	46.4
02/12/2017 08:00	0.0	48.70	46.7	0.0	19.57	52.5	0.0	18.82	47.8	48.6	53.1	0.0	19.55	47.7
02/12/2017 08:10	0.0	48.99	46.5	0.0	19.70	52.4	0.0	19.07	47.5	49.0	53.1	0.0	19.96	47.5
02/12/2017 08:20	0.0	48.87	46.1	0.0	19.60	52.5	0.0	19.18	47.1	48.9	53.5	0.0	20.05	46.7
02/12/2017 08:30	0.0	49.65	47.6	0.0	20.05	54.2	0.0	19.57	48.8	49.9	54.6	0.0	20.24	48.2
02/12/2017 08:40	0.0	50.13	47.8	0.0	20.27	53.9	0.0	19.93	49.3	50.5	54.9	0.0	20.58	49.0
02/12/2017 08:50	0.0	49.98	47.0	0.0	20.08	53.2	0.0	19.95	48.3	50.1	54.4	0.0	20.68	47.9
02/12/2017 09:00	0.0	50.28	47.7	0.0	20.10	53.4	0.0	19.98	48.8	50.2	54.4	0.0	20.70	48.3
02/12/2017 09:10	0.0	50.51	48.0	0.0	20.23	53.4	0.0	20.15	49.4	50.6	54.7	0.0	20.80	48.9
02/12/2017 09:20	0.0	50.57	47.8	0.0	20.19	53.0	0.0	20.15	49.4	50.5	54.5	0.0	20.88	48.8
02/12/2017 09:30	0.0	50.97	48.3	0.0	20.27	54.0	0.0	20.22	49.5	50.7	55.0	0.0	21.00	49.5
02/12/2017 09:40	0.0	51.16	48.5	0.0	20.34	53.5	0.0	20.36	49.9	50.9	54.9	0.0	21.08	49.3
02/12/2017 09:50	0.0	51.83	49.8	0.0	20.73	55.1	0.0	20.72	51.1	51.9	55.6	0.0	21.25	50.8
02/12/2017 10:00	0.0	52.80	51.5	0.0	21.36	56.4	0.0	21.35	53.2	53.5	56.8	0.0	21.66	52.3

Date/Time	GW2i F	GW2i T	GW2o	GW3i F	GW3i T	GW3o	GW4i F	GW4i T	GW4o	GW5i	GW5o	GW6i F	GW6i T	GW6o
02/12/2017 10:10	0.0	53.84	53.0	0.0	21.98	58.0	0.0	22.06	55.5	54.7	57.8	0.0	22.25	54.0
02/12/2017 10:20	0.0	54.48	53.4	0.0	22.34	58.9	0.0	22.52	55.7	55.8	58.1	0.0	22.81	54.6
02/12/2017 10:30	0.0	55.26	54.8	0.0	22.77	59.1	0.0	23.03	57.1	56.9	58.3	0.0	23.29	55.6
02/12/2017 10:40	0.0	56.00	55.7	0.0	23.36	59.6	0.0	23.59	58.6	58.1	58.0	0.0	23.83	57.2
02/12/2017 10:50	0.0	57.13	58.0	0.0	24.12	60.8	0.0	24.32	60.7	59.9	58.6	0.0	24.69	59.4
02/12/2017 11:00	0.0	57.48	57.4	0.0	24.33	60.0	0.0	24.75	60.0	60.5	59.3	0.0	25.20	58.7
02/12/2017 11:10	0.0	57.52	56.3	0.0	24.20	59.4	0.0	25.02	60.0	59.8	59.7	0.0	25.16	57.5
02/12/2017 11:20	0.0	57.93	57.2	0.0	24.40	59.7	0.0	25.30	60.5	60.0	60.2	0.0	25.26	58.1
02/12/2017 11:30	0.0	58.05	56.8	0.0	24.39	59.4	0.0	25.16	60.0	60.1	60.4	0.0	25.46	58.1
02/12/2017 11:40	0.0	58.38	57.7	0.0	24.43	59.8	0.0	25.46	60.6	60.7	62.4	0.0	25.38	58.3
02/12/2017 11:50	0.0	59.21	58.8	0.0	24.67	61.0	0.0	25.94	62.2	61.5	62.8	0.0	25.21	59.1
02/12/2017 12:00	0.0	59.63	58.6	0.0	24.61	61.0	0.0	26.24	62.5	61.9	63.3	0.0	25.27	59.3
02/12/2017 12:10	0.0	60.07	59.0	0.0	24.55	61.2	0.0	26.29	62.2	62.0	63.4	0.0	25.64	59.5
02/12/2017 12:20	0.0	60.53	59.2	0.0	24.65	61.6	0.0	26.52	62.8	62.3	63.8	0.0	26.07	59.9
02/12/2017 12:30	0.0	60.92	59.5	0.0	24.82	61.8	0.0	26.81	63.2	62.7	64.5	0.0	26.05	59.6
02/12/2017 12:40	0.0	61.27	59.3	0.0	24.96	61.9	0.0	27.08	63.4	63.0	64.5	0.0	25.66	59.3
02/12/2017 12:50	0.0	61.47	59.5	0.0	24.98	61.8	0.0	26.96	63.3	62.8	64.8	0.0	25.63	59.0
02/12/2017 13:00	0.0	61.65	59.4	0.0	25.08	62.2	0.0	27.04	63.3	62.9	64.8	0.0	25.92	58.4
02/12/2017 13:10	0.0	61.65	59.0	0.0	25.11	61.9	0.0	26.91	62.3	62.4	64.4	0.0	26.09	57.7
02/12/2017 13:20	0.0	60.95	57.4	0.0	24.87	60.5	0.0	26.46	60.9	61.5	63.4	0.0	25.93	57.1
02/12/2017 13:30	0.0	60.51	57.2	0.0	24.81	60.1	0.0	26.23	60.8	61.0	63.4	0.0	25.76	57.2
02/12/2017 13:40	0.0	60.23	57.0	0.0	24.76	60.0	0.0	25.98	59.9	60.6	62.7	0.0	25.66	57.3
02/12/2017 13:50	0.0	60.65	57.6	0.0	25.06	61.1	0.0	25.97	60.3	61.2	63.5	0.0	25.89	58.3
02/12/2017 14:00	0.0	61.01	57.9	0.0	25.13	61.0	0.0	25.87	60.6	61.1	63.2	0.0	26.17	59.1
02/12/2017 14:10	0.0	60.91	57.4	0.0	24.95	60.8	0.0	25.74	60.1	61.1	63.6	0.0	26.23	58.6
02/12/2017 14:20	0.0	60.61	56.5	0.0	24.80	60.7	0.0	25.50	59.3	60.8	63.2	0.0	26.11	58.0
02/12/2017 14:30	0.0	60.37	56.4	0.0	24.65	60.4	0.0	25.06	58.7	60.3	62.3	0.0	25.91	57.8
02/12/2017 14:40	0.0	60.67	56.8	0.0	24.76	61.0	0.0	24.95	58.7	60.0	62.4	0.0	25.82	58.7
02/12/2017 14:50	0.0	61.21	57.0	0.0	25.12	62.0	0.0	25.35	59.5	60.4	63.4	0.0	25.95	59.2
02/12/2017 15:00	0.0	61.58	57.3	0.0	25.35	62.5	0.0	25.59	59.7	60.9	64.0	0.0	26.18	59.7
02/12/2017 15:10	0.0	61.56	56.9	0.0	25.37	62.0	0.0	25.57	59.2	60.7	63.5	0.0	26.31	59.7
02/12/2017 15:20	0.0	61.76	56.5	0.0	25.56	62.9	0.0	25.83	59.5	60.0	64.4	0.0	26.31	59.7
02/12/2017 15:30	0.0	61.61	56.0	0.0	25.51	62.2	0.0	26.14	59.8	59.7	63.9	0.0	26.06	58.9
02/12/2017 15:40	0.0	61.26	55.5	0.0	25.20	61.7	0.0	25.92	58.6	59.7	63.7	0.0	25.90	58.6
02/12/2017 15:50	0.0	60.64	54.7	0.0	24.57	60.6	0.0	25.18	57.0	59.4	62.5	0.0	25.66	58.0

Date/Time	GW2i F	GW2i T	GW2o	GW3i F	GW3i T	GW3o	GW4i F	GW4i T	GW4o	GW5i	GW5o	GW6i F	GW6i T	GW6o
02/12/2017 16:00	0.0	60.04	54.2	0.0	23.98	60.1	0.0	24.75	56.2	59.3	61.9	0.0	25.45	57.5
02/12/2017 16:10	0.0	59.95	54.0	0.0	23.68	60.5	0.0	24.68	56.1	59.4	62.3	0.0	25.26	57.6
02/12/2017 16:20	0.0	59.65	53.4	0.0	23.73	60.2	0.0	24.46	55.5	59.3	62.0	0.0	25.12	57.4
02/12/2017 16:30	0.0	58.55	52.3	0.0	23.25	57.8	0.0	23.86	54.0	58.1	59.9	0.0	24.55	55.3
02/12/2017 16:40	0.0	57.15	51.4	0.0	22.62	56.1	0.0	23.10	52.4	56.2	58.4	0.0	23.70	53.4
02/12/2017 16:50	0.0	56.56	51.2	0.0	22.43	57.0	0.0	22.82	52.2	55.4	58.9	0.0	23.14	53.0
02/12/2017 17:00	0.0	55.85	50.9	0.0	22.14	55.7	0.0	22.41	51.6	54.7	57.4	0.0	22.66	52.4
02/12/2017 17:10	0.0	55.11	50.4	0.0	21.76	54.8	0.0	21.91	50.9	53.8	56.4	0.0	22.22	51.6
02/12/2017 17:20	0.0	54.30	49.7	0.0	21.36	54.0	0.0	21.43	50.1	52.5	55.4	0.0	21.82	50.4
02/12/2017 17:30	0.0	53.31	49.0	0.0	20.94	52.9	0.0	20.93	49.3	51.3	54.6	0.0	21.42	49.0
02/12/2017 17:40	0.0	52.43	48.4	0.0	20.57	52.5	0.0	20.49	48.4	50.3	54.0	0.0	21.07	48.2
02/12/2017 17:50	0.0	51.74	47.9	0.0	20.28	52.0	0.0	20.10	47.8	49.4	53.4	0.0	20.76	47.5
02/12/2017 18:00	0.0	51.21	47.6	0.0	20.05	51.4	0.0	19.81	47.4	48.8	53.0	0.0	20.51	47.1
02/12/2017 18:10	0.0	50.75	47.3	0.0	19.87	50.9	0.0	19.58	47.1	48.3	52.5	0.0	20.30	46.7
02/12/2017 18:20	0.0	50.34	46.9	0.0	19.70	50.6	0.0	19.38	46.5	47.8	52.5	0.0	20.11	46.3
02/12/2017 18:30	0.0	49.96	46.6	0.0	19.53	50.4	0.0	19.17	46.1	47.4	52.3	0.0	19.92	45.8
02/12/2017 18:40	0.0	49.63	46.3	0.0	19.40	50.3	0.0	19.01	45.8	47.0	52.1	0.0	19.77	45.5
02/12/2017 18:50	0.0	49.30	46.0	0.0	19.26	50.4	0.0	18.84	45.3	46.7	52.1	0.0	19.62	45.1
02/12/2017 19:00	0.0	48.89	45.4	0.0	19.09	50.5	0.0	18.64	44.6	46.4	52.0	0.0	19.42	44.4
02/12/2017 19:10	0.0	48.43	44.7	0.0	18.89	50.8	0.0	18.41	43.8	46.0	52.0	0.0	19.21	43.7
02/12/2017 19:20	0.0	47.95	44.1	0.0	18.69	51.4	0.0	18.18	43.2	45.6	52.1	0.0	19.02	43.1
02/12/2017 19:30	0.0	47.42	43.5	0.0	18.50	51.5	0.0	17.96	42.6	45.3	51.9	0.0	18.84	42.6
02/12/2017 19:40	0.0	46.95	43.0	0.0	18.34	51.5	0.0	17.77	42.2	45.0	51.7	0.0	18.68	42.2
02/12/2017 19:50	0.0	46.54	42.6	0.0	18.21	52.2	0.0	17.61	41.9	44.8	51.9	0.0	18.54	41.8
02/12/2017 20:00	0.0	46.26	42.5	0.0	18.10	52.2	0.0	17.47	41.7	44.5	52.1	0.0	18.41	41.5
02/12/2017 20:10	0.0	46.10	42.5	0.0	18.02	51.5	0.0	17.36	41.6	44.3	51.7	0.0	18.31	41.4
02/12/2017 20:20	0.0	46.10	42.8	0.0	17.98	51.1	0.0	17.27	41.6	44.1	51.7	0.0	18.25	41.5
02/12/2017 20:30	0.0	46.04	42.5	0.0	17.93	51.2	0.0	17.17	41.2	43.9	51.8	0.0	18.16	41.1
02/12/2017 20:40	0.0	45.70	41.9	0.0	17.81	51.5	0.0	17.04	40.8	43.8	51.6	0.0	18.06	40.8
02/12/2017 20:50	0.0	45.48	41.7	0.0	17.72	51.7	0.0	16.93	40.5	43.7	51.6	0.0	17.98	40.5
02/12/2017 21:00	0.0	45.21	41.4	0.0	17.63	51.6	0.0	16.83	40.2	43.5	51.4	0.0	17.88	40.2
02/12/2017 21:10	0.0	44.79	40.9	0.0	17.49	51.8	0.0	16.69	39.9	43.3	51.1	0.0	17.75	39.7
02/12/2017 21:20	0.0	44.36	40.3	0.0	17.36	51.8	0.0	16.58	39.8	43.3	50.8	0.0	17.67	39.5
02/12/2017 21:30	0.0	44.03	40.2	0.0	17.26	51.2	0.0	16.50	39.8	43.1	50.3	0.0	17.62	39.4
02/12/2017 21:40	0.0	43.86	40.1	0.0	17.16	50.9	0.0	16.41	39.5	42.8	50.6	0.0	17.47	38.8

Date/Time	GW2i F	GW2i T	GW2o	GW3i F	GW3i T	GW3o	GW4i F	GW4i T	GW4o	GW5i	GW5o	GW6i F	GW6i T	GW6o
02/12/2017 21:50	0.0	43.75	40.1	0.0	17.08	50.6	0.0	16.33	39.4	42.5	50.4	0.0	17.34	38.4
02/12/2017 22:00	0.0	43.56	39.8	0.0	17.00	50.5	0.0	16.23	39.2	42.4	50.2	0.0	17.25	38.3
02/12/2017 22:10	0.0	43.22	39.3	0.0	16.91	50.5	0.0	16.15	39.1	42.3	50.1	0.0	17.19	38.3
02/12/2017 22:20	0.0	43.04	39.4	0.0	16.84	49.8	0.0	16.08	39.1	42.1	49.9	0.0	17.12	38.1
02/12/2017 22:30	0.0	42.84	39.0	0.0	16.75	49.9	0.0	16.00	38.9	42.0	49.9	0.0	17.05	37.9
02/12/2017 22:40	0.0	42.51	38.6	0.0	16.66	51.3	0.0	15.89	38.3	41.9	50.3	0.0	16.99	37.6
02/12/2017 22:50	0.0	42.35	38.5	0.0	16.61	51.2	0.0	15.82	38.2	41.8	50.5	0.0	16.92	37.2
02/12/2017 23:00	0.0	42.15	38.3	0.0	16.55	51.2	0.0	15.75	38.0	41.7	50.4	0.0	16.77	36.7
02/12/2017 23:10	0.0	41.81	37.2	0.0	16.44	51.9	0.0	15.62	37.5	41.4	50.4	0.0	16.62	36.0
02/12/2017 23:20	0.0	41.50	36.4	0.0	16.32	53.5	0.0	15.46	36.6	41.1	50.6	0.0	16.43	35.4
02/12/2017 23:30	0.0	41.08	35.6	0.0	16.22	54.7	0.0	15.31	36.1	40.9	50.5	0.0	16.34	35.4
02/12/2017 23:40	0.0	40.82	35.5	0.0	16.07	53.3	0.0	15.16	35.9	40.4	49.6	0.0	16.19	34.9
02/12/2017 23:50	0.0	40.48	35.2	0.0	15.80	51.6	0.0	14.94	35.3	39.5	48.7	0.0	15.93	34.2
02/13/2017 00:00	0.0	40.16	35.2	0.0	15.61	49.7	0.0	14.77	35.0	38.7	48.1	0.0	15.64	33.6
02/13/2017 00:10	0.0	40.06	35.1	0.0	15.52	49.9	0.0	14.69	34.9	38.3	48.2	0.0	15.45	33.2
02/13/2017 00:20	0.0	39.82	34.7	0.0	15.47	52.1	0.0	14.61	34.6	38.1	49.0	0.0	15.35	32.9
02/13/2017 00:30	0.0	39.53	33.9	0.0	15.43	54.7	0.0	14.50	34.1	38.2	49.6	0.0	15.31	32.6
02/13/2017 00:40	0.0	39.01	33.0	0.0	15.30	56.0	0.0	14.31	33.2	38.0	50.0	0.0	15.16	31.9
02/13/2017 00:50	0.0	38.66	32.6	0.0	15.17	56.1	0.0	14.16	32.8	37.9	49.6	0.0	14.97	31.3
02/13/2017 01:00	0.0	38.30	32.4	0.0	15.07	55.3	0.0	14.03	32.6	37.7	49.5	0.0	14.85	31.2
02/13/2017 01:10	0.0	37.98	31.9	0.0	15.01	55.7	0.0	13.95	32.3	37.6	49.6	0.0	14.77	30.9
02/13/2017 01:20	0.0	37.71	31.9	0.0	14.87	54.6	0.0	13.83	32.2	37.3	49.0	0.0	14.66	30.7
02/13/2017 01:30	0.0	37.52	31.7	0.0	14.70	53.7	0.0	13.69	32.0	36.9	48.6	0.0	14.49	30.4
02/13/2017 01:40	0.0	37.25	31.1	0.0	14.65	54.0	0.0	13.57	31.5	36.7	48.7	0.0	14.38	30.0
02/13/2017 01:50	0.0	36.87	31.2	0.0	14.44	50.6	0.0	13.45	31.5	36.2	47.3	0.0	14.28	30.0
02/13/2017 02:00	0.0	36.58	31.2	0.0	14.27	47.9	0.0	13.35	31.5	35.7	46.6	0.0	14.19	30.1
02/13/2017 02:10	0.0	36.29	31.0	0.0	14.13	47.4	0.0	13.25	31.3	35.1	46.4	0.0	14.08	29.8
02/13/2017 02:20	0.0	35.99	30.6	0.0	14.05	49.2	0.0	13.17	31.0	35.0	46.6	0.0	13.98	29.5
02/13/2017 02:30	0.0	35.72	30.6	0.0	13.97	48.1	0.0	13.11	31.0	34.8	46.4	0.0	13.92	29.3
02/13/2017 02:40	0.0	35.80	30.8	0.0	13.92	46.8	0.0	13.12	31.2	34.8	46.3	0.0	13.92	29.5
02/13/2017 02:50	0.0	35.71	30.6	0.0	13.87	48.5	0.0	13.07	31.0	34.8	46.9	0.0	13.90	29.4
02/13/2017 03:00	0.0	35.43	30.0	0.0	13.84	50.2	0.0	12.99	30.5	34.7	47.7	0.0	13.81	29.1
02/13/2017 03:10	0.0	35.16	29.5	0.0	13.84	50.4	0.0	12.94	30.1	34.7	47.5	0.0	13.80	29.1
02/13/2017 03:20	0.0	34.91	29.1	0.0	13.80	50.2	0.0	12.87	29.8	34.7	47.5	0.0	13.78	29.1
02/13/2017 03:30	0.0	34.61	28.8	0.0	13.71	48.4	0.0	12.80	29.6	34.4	46.4	0.0	13.71	28.8

Date/Time	GW2i F	GW2i T	GW2o	GW3i F	GW3i T	GW3o	GW4i F	GW4i T	GW4o	GW5i	GW5o	GW6i F	GW6i T	GW6o
02/13/2017 03:40	0.0	34.08	28.4	0.0	13.56	44.8	0.0	12.71	29.6	33.6	44.4	0.0	13.61	29.1
02/13/2017 03:50	0.0	33.61	28.1	0.0	13.40	43.3	0.0	12.62	29.3	32.9	44.0	0.0	13.49	28.9
02/13/2017 04:00	0.0	33.32	27.8	0.0	13.30	43.4	0.0	12.55	29.2	32.4	43.9	0.0	13.41	28.9
02/13/2017 04:10	0.0	33.13	27.8	0.0	13.21	42.1	0.0	12.52	29.3	32.1	43.5	0.0	13.40	29.0
02/13/2017 04:20	0.0	32.99	27.8	0.0	13.14	41.5	0.0	12.50	29.3	31.9	43.5	0.0	13.36	29.0
02/13/2017 04:30	0.0	32.90	28.1	0.0	13.10	40.8	0.0	12.46	29.1	31.7	43.7	0.0	13.31	28.7
02/13/2017 04:40	0.0	32.90	27.9	0.0	13.07	41.9	0.0	12.41	28.7	31.7	44.3	0.0	13.26	28.3
02/13/2017 04:50	0.0	32.90	27.8	0.0	13.04	42.4	0.0	12.37	28.6	31.8	45.1	0.0	13.19	28.0
02/13/2017 05:00	0.0	32.90	27.7	0.0	13.08	44.4	0.0	12.30	28.3	32.1	46.5	0.0	13.12	27.4
02/13/2017 05:10	0.0	32.95	27.7	0.0	13.07	44.9	0.0	12.26	28.4	32.4	46.4	0.0	13.08	27.1
02/13/2017 05:20	0.0	33.09	27.6	0.0	13.03	45.0	0.0	12.20	28.3	32.6	46.4	0.0	13.04	26.9
02/13/2017 05:30	0.0	33.03	27.3	0.0	13.00	46.9	0.0	12.11	28.0	32.6	47.3	0.0	12.95	26.5
02/13/2017 05:40	0.0	32.91	26.9	0.0	12.99	48.2	0.0	12.02	27.6	32.7	47.7	0.0	12.84	26.0
02/13/2017 05:50	0.0	32.80	26.9	0.0	12.91	48.2	0.0	11.97	27.6	32.7	47.7	0.0	12.77	25.9
02/13/2017 06:00	0.0	32.56	26.5	0.0	12.86	46.7	0.0	11.90	27.4	32.5	46.7	0.0	12.70	25.8
02/13/2017 06:10	0.0	32.14	26.5	0.0	12.75	43.7	0.0	11.82	27.3	31.9	45.0	0.0	12.65	26.2
02/13/2017 06:20	0.0	31.93	26.7	0.0	12.71	42.4	0.0	11.77	27.2	31.5	44.5	0.0	12.61	26.5
02/13/2017 06:30	0.0	31.73	26.8	0.0	12.65	41.5	0.0	11.70	27.1	31.1	44.2	0.0	12.56	26.6
02/13/2017 06:40	0.0	31.55	26.8	0.0	12.58	39.5	0.0	11.66	27.2	30.7	43.3	0.0	12.52	26.7
02/13/2017 06:50	0.0	31.39	26.9	0.0	12.49	38.0	0.0	11.64	27.2	30.3	42.6	0.0	12.49	26.8
02/13/2017 07:00	0.0	31.30	27.0	0.0	12.48	37.1	0.0	11.64	27.3	30.0	42.4	0.0	12.45	26.8
02/13/2017 07:10	0.0	31.34	27.1	0.0	12.45	37.2	0.0	11.64	27.4	30.0	42.8	0.0	12.45	26.9
02/13/2017 07:20	0.0	31.82	28.0	0.0	12.57	38.5	0.0	11.69	28.1	30.7	43.9	0.0	12.54	27.8
02/13/2017 07:30	0.0	33.35	30.1	0.0	12.96	41.5	0.0	11.83	30.1	32.1	45.7	0.0	12.84	29.9
02/13/2017 07:40	0.0	35.85	32.9	0.0	13.96	46.7	0.0	12.38	33.4	34.8	48.7	0.0	13.46	33.2
02/13/2017 07:50	0.0	38.84	36.4	0.0	15.19	51.6	0.0	13.23	37.1	38.0	50.9	0.0	14.41	37.1
02/13/2017 08:00	0.0	41.92	39.6	0.0	16.27	53.7	0.0	14.11	40.0	40.6	51.6	0.0	15.24	40.2
02/13/2017 08:10	0.0	44.15	41.9	0.0	17.07	53.5	0.0	14.87	41.6	42.1	51.3	0.0	15.88	41.9
02/13/2017 08:20	0.0	45.55	43.3	0.0	17.64	52.6	0.0	15.56	42.7	43.0	51.0	0.0	16.15	42.0
02/13/2017 08:30	0.0	46.87	44.8	0.0	18.25	53.5	0.0	16.25	44.3	43.9	51.6	0.0	16.36	43.0
02/13/2017 08:40	0.0	48.49	47.3	0.0	19.04	55.3	0.0	17.04	46.3	45.6	52.8	0.0	16.72	44.9
02/13/2017 08:50	0.0	50.07	49.2	0.0	19.67	56.3	0.0	17.77	48.3	46.9	53.4	0.0	17.18	46.9
02/13/2017 09:00	0.0	51.51	51.0	0.0	20.24	57.1	0.0	18.48	49.9	48.2	54.1	0.0	17.61	48.0
02/13/2017 09:10	0.0	52.75	52.9	0.0	20.81	58.9	0.0	19.15	51.6	49.3	54.9	0.0	17.93	49.0
02/13/2017 09:20	0.0	54.17	54.4	0.0	21.32	60.4	0.0	19.80	53.4	50.6	55.7	0.0	18.40	51.0

Date/Time	GW2i F	GW2i T	GW2o	GW3i F	GW3i T	GW3o	GW4i F	GW4i T	GW4o	GW5i	GW5o	GW6i F	GW6i T	GW6o
02/13/2017 09:30	0.0	53.94	52.4	0.0	21.16	59.4	0.0	19.93	51.6	50.4	55.5	0.0	18.78	50.3
02/13/2017 09:40	0.0	54.34	53.8	0.0	21.60	62.1	0.0	20.26	52.9	51.8	56.8	0.0	19.06	51.1
02/13/2017 09:50	0.0	55.66	56.3	0.0	22.18	63.0	0.0	20.85	55.3	53.2	57.2	0.0	19.47	53.4
02/13/2017 10:00	0.0	55.76	56.4	0.0	22.44	62.4	0.0	21.32	55.9	54.3	57.5	0.0	20.09	54.1
02/13/2017 10:10	0.0	54.60	54.9	0.0	22.51	62.0	0.0	21.57	55.6	54.9	57.9	0.0	20.67	53.9
02/13/2017 10:20	0.0	54.49	54.7	0.0	22.57	61.5	0.0	21.68	55.2	55.0	58.6	0.0	21.17	54.6
02/13/2017 10:30	0.0	54.12	53.3	0.0	22.48	60.0	0.0	21.59	54.1	54.9	57.1	0.0	21.38	53.5
02/13/2017 10:40	0.0	54.04	53.6	0.0	22.34	59.8	0.0	21.51	53.9	54.6	56.8	0.0	21.54	53.0
02/13/2017 10:50	0.0	55.35	56.1	0.0	22.95	61.1	0.0	21.96	56.8	55.7	57.3	0.0	21.89	54.8
02/13/2017 11:00	0.0	56.95	58.4	0.0	23.49	62.7	0.0	22.55	58.5	57.1	58.4	0.0	22.55	56.3
02/13/2017 11:10	0.0	56.69	55.3	0.0	23.06	60.3	0.0	22.42	56.0	56.5	58.5	0.0	22.69	54.3
02/13/2017 11:20	0.0	55.87	53.7	0.0	22.72	60.5	0.0	22.26	55.3	56.0	59.5	0.0	22.60	53.7
02/13/2017 11:30	0.0	56.41	55.1	0.0	22.96	62.9	0.0	22.39	56.6	56.6	60.6	0.0	22.86	55.4
02/13/2017 11:40	0.0	57.41	56.7	0.0	23.12	64.2	0.0	22.64	57.9	57.4	61.6	0.0	23.10	56.1
02/13/2017 11:50	0.0	58.64	58.1	0.0	23.30	64.9	0.0	22.84	58.5	57.7	61.5	0.0	22.93	56.2
02/13/2017 12:00	0.0	59.68	58.1	0.0	23.59	65.5	0.0	23.25	59.8	58.9	63.6	0.0	23.13	57.1
02/13/2017 12:10	0.0	60.05	57.6	0.0	23.57	67.0	0.0	23.23	59.0	59.2	63.6	0.0	23.29	56.9
02/13/2017 12:20	0.0	60.38	57.5	0.0	23.63	67.9	0.0	23.30	59.2	59.5	63.7	0.0	23.50	56.6
02/13/2017 12:30	0.0	60.01	56.5	0.0	23.38	65.5	0.0	23.13	57.8	58.8	62.9	0.0	23.39	55.8
02/13/2017 12:40	0.0	60.64	57.3	0.0	23.41	64.6	0.0	23.10	57.6	58.2	62.0	0.0	23.10	55.2
02/13/2017 12:50	0.0	61.09	57.4	0.0	23.40	63.5	0.0	23.08	57.2	57.7	61.3	0.0	22.89	54.2
02/13/2017 13:00	0.0	60.84	56.9	0.0	23.52	63.3	0.0	23.14	57.2	57.7	62.3	0.0	23.03	54.6
02/13/2017 13:10	0.0	60.84	56.5	0.0	23.37	63.1	0.0	23.07	56.7	57.3	61.5	0.0	23.11	54.0
02/13/2017 13:20	0.0	60.62	55.0	0.0	23.10	61.3	0.0	22.85	55.3	56.1	60.2	0.0	22.92	52.5
02/13/2017 13:30	0.0	60.77	55.7	0.0	23.41	62.0	0.0	23.05	56.4	56.2	61.0	0.0	23.03	52.7
02/13/2017 13:40	0.0	61.59	57.6	0.0	23.93	63.9	0.0	23.45	58.1	57.4	63.1	0.0	23.70	54.6
02/13/2017 13:50	0.0	63.07	58.0	0.0	24.23	64.2	0.0	23.80	58.7	57.9	62.7	0.0	24.09	56.0
02/13/2017 14:00	0.0	63.52	57.6	0.0	24.15	64.1	0.0	23.68	57.4	57.2	61.5	0.0	23.99	55.0
02/13/2017 14:10	0.0	61.02	53.5	0.0	23.33	60.8	0.0	22.83	54.0	55.7	60.0	0.0	23.13	52.4
02/13/2017 14:20	0.0	58.41	51.5	0.0	22.72	59.8	0.0	22.09	51.8	54.5	59.1	0.0	22.37	51.2
02/13/2017 14:30	0.0	56.30	49.9	0.0	22.00	57.8	0.0	21.38	50.2	52.8	58.2	0.0	21.66	49.6
02/13/2017 14:40	0.0	54.94	49.0	0.0	21.51	57.5	0.0	20.90	49.5	51.7	57.4	0.0	21.18	48.8
02/13/2017 14:50	0.0	53.91	48.4	0.0	21.09	57.2	0.0	20.52	48.7	50.9	56.8	0.0	20.84	48.2
02/13/2017 15:00	0.0	53.09	47.9	0.0	20.77	56.5	0.0	20.21	48.3	50.2	56.2	0.0	20.61	47.9
02/13/2017 15:10	0.0	52.36	47.4	0.0	20.47	55.6	0.0	19.95	47.7	49.6	55.6	0.0	20.43	47.4

Date/Time	GW2i F	GW2i T	GW2o	GW3i F	GW3i T	GW3o	GW4i F	GW4i T	GW4o	GW5i	GW5o	GW6i F	GW6i T	GW6o
02/13/2017 15:20	0.0	51.80	47.1	0.0	20.21	54.6	0.0	19.74	47.3	49.1	55.0	0.0	20.26	47.0
02/13/2017 15:30	0.0	51.27	46.7	0.0	20.06	53.1	0.0	19.54	47.0	48.5	54.5	0.0	20.12	46.8
02/13/2017 15:40	0.0	50.88	46.6	0.0	19.93	52.9	0.0	19.43	46.9	48.2	54.2	0.0	19.99	46.7
02/13/2017 15:50	0.0	50.60	46.5	0.0	19.78	52.4	0.0	19.33	46.7	47.9	53.8	0.0	19.91	46.5
02/13/2017 16:00	0.0	50.46	46.5	0.0	19.65	52.0	0.0	19.25	46.6	47.7	53.4	0.0	19.85	46.4
02/13/2017 16:10	0.0	50.31	46.5	0.0	19.58	51.4	0.0	19.22	46.6	47.5	53.2	0.0	19.80	46.4
02/13/2017 16:20	0.0	50.19	46.4	0.0	19.54	51.4	0.0	19.16	46.5	47.4	53.2	0.0	19.74	46.2
02/13/2017 16:30	0.0	50.10	46.3	0.0	19.50	51.8	0.0	19.12	46.5	47.4	53.4	0.0	19.72	46.2
02/13/2017 16:40	0.0	50.01	46.1	0.0	19.46	52.0	0.0	19.12	46.4	47.3	53.4	0.0	19.70	46.1
02/13/2017 16:50	0.0	49.96	46.1	0.0	19.44	52.7	0.0	19.12	46.4	47.3	53.6	0.0	19.68	46.0
02/13/2017 17:00	0.0	50.00	46.0	0.0	19.46	53.8	0.0	19.09	46.3	47.3	53.9	0.0	19.68	45.8
02/13/2017 17:10	0.0	50.00	45.9	0.0	19.45	54.1	0.0	19.07	46.0	47.3	54.0	0.0	19.64	45.6
02/13/2017 17:20	0.0	49.87	45.7	0.0	19.44	54.4	0.0	19.01	45.9	47.3	54.1	0.0	19.62	45.5
02/13/2017 17:30	0.0	49.70	45.5	0.0	19.46	54.7	0.0	18.93	45.6	47.2	54.2	0.0	19.59	45.4
02/13/2017 17:40	0.0	49.45	45.2	0.0	19.40	54.0	0.0	18.84	45.4	47.0	53.9	0.0	19.52	45.1
02/13/2017 17:50	0.0	49.21	45.0	0.0	19.35	53.4	0.0	18.75	45.2	46.8	53.6	0.0	19.43	44.9
02/13/2017 18:00	0.0	48.96	44.8	0.0	19.26	53.9	0.0	18.68	45.0	46.7	53.7	0.0	19.36	44.7
02/13/2017 18:10	0.0	48.75	44.6	0.0	19.18	54.1	0.0	18.61	44.7	46.5	53.7	0.0	19.30	44.4
02/13/2017 18:20	0.0	48.60	44.4	0.0	19.18	55.9	0.0	18.55	44.6	46.6	54.7	0.0	19.28	44.2
02/13/2017 18:30	0.0	48.60	44.3	0.0	19.32	57.3	0.0	18.50	44.6	46.8	55.5	0.0	19.26	44.0
02/13/2017 18:40	0.0	48.52	44.2	0.0	19.43	58.1	0.0	18.45	44.4	46.9	55.4	0.0	19.23	43.8
02/13/2017 18:50	0.0	48.46	43.9	0.0	19.36	57.5	0.0	18.40	44.3	46.8	54.9	0.0	19.18	43.7
02/13/2017 19:00	0.0	48.31	43.8	0.0	19.23	57.5	0.0	18.34	44.1	46.7	54.8	0.0	19.14	43.7
02/13/2017 19:10	0.0	48.30	43.8	0.0	19.20	57.9	0.0	18.32	44.2	46.7	54.9	0.0	19.12	43.7
02/13/2017 19:20	0.0	48.33	43.8	0.0	19.20	58.1	0.0	18.32	44.2	46.8	55.1	0.0	19.12	43.8
02/13/2017 19:30	0.0	48.40	43.9	0.0	19.24	57.7	0.0	18.32	44.3	46.8	55.2	0.0	19.12	43.7
02/13/2017 19:40	0.0	48.33	44.0	0.0	19.40	57.1	0.0	18.30	44.2	46.7	55.1	0.0	19.11	43.6
02/13/2017 19:50	0.0	48.23	44.0	0.0	19.48	56.5	0.0	18.28	44.2	46.7	54.7	0.0	19.07	43.7
02/13/2017 20:00	0.0	48.20	43.9	0.0	19.41	56.3	0.0	18.25	44.1	46.5	54.7	0.0	19.04	43.7
02/13/2017 20:10	0.0	48.17	43.8	0.0	19.27	56.9	0.0	18.24	44.1	46.4	54.8	0.0	19.04	43.6
02/13/2017 20:20	0.0	48.13	43.7	0.0	19.16	57.0	0.0	18.22	44.0	46.4	54.7	0.0	19.03	43.6
02/13/2017 20:30	0.0	48.09	43.7	0.0	19.08	56.2	0.0	18.18	44.0	46.3	54.5	0.0	19.00	43.6
02/13/2017 20:40	0.0	47.99	43.7	0.0	19.08	55.9	0.0	18.16	44.0	46.3	54.7	0.0	18.96	43.5
02/13/2017 20:50	0.0	47.90	43.6	0.0	19.05	55.5	0.0	18.15	43.8	46.2	54.6	0.0	18.95	43.4
02/13/2017 21:00	0.0	47.80	43.3	0.0	18.94	55.2	0.0	18.11	43.7	46.0	54.2	0.0	18.90	43.2

Date/Time	GW2i F	GW2i T	GW2o	GW3i F	GW3i T	GW3o	GW4i F	GW4i T	GW4o	GW5i	GW5o	GW6i F	GW6i T	GW6o
02/13/2017 21:10	0.0	47.70	43.2	0.0	18.82	55.7	0.0	18.06	43.5	45.8	54.2	0.0	18.84	43.1
02/13/2017 21:20	0.0	47.70	43.1	0.0	18.80	56.6	0.0	18.03	43.4	45.8	54.5	0.0	18.80	43.0
02/13/2017 21:30	0.0	47.63	43.0	0.0	18.74	56.4	0.0	17.98	43.3	45.6	54.1	0.0	18.77	42.9
02/13/2017 21:40	0.0	47.46	42.9	0.0	18.66	55.8	0.0	17.93	43.1	45.5	53.8	0.0	18.70	42.7
02/13/2017 21:50	0.0	47.27	42.9	0.0	18.70	55.6	0.0	17.89	43.1	45.5	54.2	0.0	18.65	42.6
02/13/2017 22:00	0.0	47.20	42.9	0.0	18.86	56.3	0.0	17.88	43.2	45.6	54.9	0.0	18.64	42.5
02/13/2017 22:10	0.0	47.25	43.0	0.0	18.90	56.7	0.0	17.88	43.2	45.7	55.0	0.0	18.66	42.6
02/13/2017 22:20	0.0	47.31	43.0	0.0	18.95	57.5	0.0	17.88	43.3	45.9	55.3	0.0	18.68	42.6
02/13/2017 22:30	0.0	47.44	43.1	0.0	18.96	57.4	0.0	17.89	43.4	46.0	55.0	0.0	18.71	42.8
02/13/2017 22:40	0.0	47.47	43.2	0.0	18.91	55.3	0.0	17.92	43.5	45.9	54.0	0.0	18.74	43.1
02/13/2017 22:50	0.0	47.29	43.1	0.0	18.74	54.1	0.0	17.91	43.4	45.5	53.5	0.0	18.69	43.0
02/13/2017 23:00	0.0	47.16	42.9	0.0	18.64	53.4	0.0	17.88	43.2	45.3	53.5	0.0	18.64	42.9
02/13/2017 23:10	0.0	47.02	42.9	0.0	18.57	52.3	0.0	17.84	43.2	45.1	52.9	0.0	18.60	42.9
02/13/2017 23:20	0.0	46.90	42.9	0.0	18.59	51.5	0.0	17.82	43.1	44.8	52.4	0.0	18.54	42.8
02/13/2017 23:30	0.0	46.87	42.8	0.0	18.53	51.8	0.0	17.80	43.0	44.7	52.7	0.0	18.50	42.7
02/13/2017 23:40	0.0	46.82	42.7	0.0	18.47	52.3	0.0	17.77	43.0	44.6	52.7	0.0	18.48	42.7
02/13/2017 23:50	0.0	46.78	42.7	0.0	18.41	52.0	0.0	17.76	42.9	44.6	52.6	0.0	18.46	42.7
02/14/2017 00:00	0.0	46.70	42.6	0.0	18.35	51.7	0.0	17.75	42.9	44.5	52.6	0.0	18.44	42.6
02/14/2017 00:10	0.0	46.58	42.5	0.0	18.35	51.1	0.0	17.70	42.7	44.4	52.3	0.0	18.39	42.5
02/14/2017 00:20	0.0	46.43	42.3	0.0	18.32	51.0	0.0	17.66	42.6	44.2	52.3	0.0	18.34	42.3
02/14/2017 00:30	0.0	46.30	42.2	0.0	18.21	51.2	0.0	17.61	42.4	44.1	52.2	0.0	18.29	42.2
02/14/2017 00:40	0.0	46.10	41.9	0.0	18.10	50.5	0.0	17.52	42.1	43.8	51.5	0.0	18.20	41.8
02/14/2017 00:50	0.0	45.75	41.6	0.0	17.97	49.3	0.0	17.42	41.8	43.4	51.1	0.0	18.07	41.6
02/14/2017 01:00	0.0	45.35	41.2	0.0	17.84	49.3	0.0	17.29	41.4	42.9	51.0	0.0	17.92	41.2
02/14/2017 01:10	0.0	44.97	40.4	0.0	17.72	49.0	0.0	17.12	40.6	42.3	50.7	0.0	17.71	40.4
02/14/2017 01:20	0.0	44.40	39.3	0.0	17.55	48.8	0.0	16.89	39.6	41.5	50.5	0.0	17.42	39.3
02/14/2017 01:30	0.0	44.01	38.9	0.0	17.41	49.9	0.0	16.78	39.2	41.2	50.9	0.0	17.29	39.0
02/14/2017 01:40	0.0	43.81	38.9	0.0	17.36	51.2	0.0	16.73	39.2	41.2	51.5	0.0	17.25	39.0
02/14/2017 01:50	0.0	43.90	39.0	0.0	17.44	52.8	0.0	16.72	39.4	41.5	52.3	0.0	17.32	39.2
02/14/2017 02:00	0.0	44.15	39.3	0.0	17.52	53.6	0.0	16.75	39.6	41.9	52.5	0.0	17.39	39.4
02/14/2017 02:10	0.0	44.27	39.5	0.0	17.56	52.6	0.0	16.75	39.6	41.9	51.8	0.0	17.43	39.5
02/14/2017 02:20	0.0	44.10	39.4	0.0	17.61	51.0	0.0	16.69	39.7	41.6	51.2	0.0	17.36	39.5
02/14/2017 02:30	0.0	44.17	40.2	0.0	17.71	50.2	0.0	16.74	40.3	42.0	51.4	0.0	17.43	40.3
02/14/2017 02:40	0.0	44.34	40.5	0.0	17.68	50.7	0.0	16.81	40.8	42.4	51.6	0.0	17.55	40.6
02/14/2017 02:50	0.0	44.49	40.7	0.0	17.75	50.4	0.0	16.86	40.9	42.5	51.4	0.0	17.61	40.7

Date/Time	GW2i F	GW2i T	GW2o	GW3i F	GW3i T	GW3o	GW4i F	GW4i T	GW4o	GW5i	GW5o	GW6i F	GW6i T	GW6o
02/14/2017 03:00	0.0	44.58	40.8	0.0	17.71	50.3	0.0	16.89	41.1	42.6	51.3	0.0	17.65	40.8
02/14/2017 03:10	0.0	44.67	41.0	0.0	17.73	49.6	0.0	16.93	41.2	42.7	51.2	0.0	17.68	41.0
02/14/2017 03:20	0.0	44.70	41.1	0.0	17.84	48.4	0.0	16.96	41.3	42.6	50.5	0.0	17.70	41.0
02/14/2017 03:30	0.0	44.70	41.3	0.0	17.84	47.5	0.0	17.00	41.5	42.6	50.2	0.0	17.73	41.3
02/14/2017 03:40	0.0	44.74	41.3	0.0	17.71	47.6	0.0	17.05	41.5	42.5	50.2	0.0	17.76	41.3
02/14/2017 03:50	0.0	44.86	41.2	0.0	17.64	48.2	0.0	17.09	41.5	42.6	50.7	0.0	17.76	41.3
02/14/2017 04:00	0.0	44.98	41.2	0.0	17.60	48.8	0.0	17.14	41.5	42.7	50.9	0.0	17.80	41.2
02/14/2017 04:10	0.0	44.95	41.1	0.0	17.60	48.9	0.0	17.12	41.3	42.7	50.8	0.0	17.78	41.1
02/14/2017 04:20	0.0	44.95	41.2	0.0	17.60	49.3	0.0	17.12	41.4	42.8	51.0	0.0	17.80	41.2
02/14/2017 04:30	0.0	45.07	41.3	0.0	17.61	49.5	0.0	17.12	41.4	42.8	50.9	0.0	17.80	41.3
02/14/2017 04:40	0.0	45.10	41.3	0.0	17.63	49.4	0.0	17.12	41.5	42.7	50.9	0.0	17.84	41.3
02/14/2017 04:50	0.0	45.10	41.3	0.0	17.60	48.8	0.0	17.12	41.5	42.7	50.7	0.0	17.84	41.3
02/14/2017 05:00	0.0	45.02	41.3	0.0	17.60	48.0	0.0	17.12	41.5	42.7	50.4	0.0	17.84	41.4
02/14/2017 05:10	0.0	45.00	41.4	0.0	17.60	47.7	0.0	17.14	41.6	42.6	50.1	0.0	17.82	41.4
02/14/2017 05:20	0.0	44.96	41.3	0.0	17.57	47.7	0.0	17.14	41.5	42.6	50.4	0.0	17.80	41.3
02/14/2017 05:30	0.0	44.99	41.2	0.0	17.60	49.0	0.0	17.12	41.4	42.6	50.9	0.0	17.80	41.2
02/14/2017 05:40	0.0	44.94	41.0	0.0	17.60	48.9	0.0	17.10	41.1	42.6	50.9	0.0	17.79	40.9
02/14/2017 05:50	0.0	44.76	40.7	0.0	17.57	48.8	0.0	17.03	40.9	42.5	51.0	0.0	17.75	40.7
02/14/2017 06:00	0.0	44.59	40.5	0.0	17.55	48.6	0.0	16.98	40.7	42.4	50.8	0.0	17.70	40.6
02/14/2017 06:10	0.0	44.42	40.4	0.0	17.52	48.4	0.0	16.91	40.6	42.3	50.7	0.0	17.65	40.3
02/14/2017 06:20	0.0	44.26	40.4	0.0	17.50	47.7	0.0	16.88	40.6	42.2	50.4	0.0	17.61	40.4
02/14/2017 06:30	0.0	44.09	40.2	0.0	17.45	47.4	0.0	16.85	40.5	42.0	50.0	0.0	17.60	40.3
02/14/2017 06:40	0.0	43.90	39.9	0.0	17.36	47.6	0.0	16.78	40.2	41.7	50.1	0.0	17.53	40.0
02/14/2017 06:50	0.0	43.63	39.4	0.0	17.26	47.9	0.0	16.67	39.7	41.5	50.3	0.0	17.41	39.5
02/14/2017 07:00	0.0	43.36	39.1	0.0	17.13	48.3	0.0	16.56	39.4	41.3	50.4	0.0	17.30	39.1
02/14/2017 07:10	0.0	43.15	38.9	0.0	17.04	48.4	0.0	16.45	39.2	41.1	50.2	0.0	17.23	39.0
02/14/2017 07:20	0.0	43.06	39.1	0.0	16.97	48.3	0.0	16.40	39.4	41.1	50.2	0.0	17.20	39.2
02/14/2017 07:30	0.0	43.28	39.7	0.0	17.02	48.3	0.0	16.47	39.9	41.3	50.2	0.0	17.26	39.8
02/14/2017 07:40	0.0	43.75	40.3	0.0	17.13	49.1	0.0	16.59	40.5	41.8	50.7	0.0	17.37	40.5
02/14/2017 07:50	0.0	44.59	41.5	0.0	17.40	50.5	0.0	16.79	41.7	42.6	51.8	0.0	17.58	41.5
02/14/2017 08:00	0.0	45.47	42.4	0.0	17.70	51.3	0.0	17.04	42.6	43.4	52.1	0.0	17.84	42.3
02/14/2017 08:10	0.0	46.36	43.5	0.0	18.05	51.3	0.0	17.32	43.6	44.1	52.1	0.0	18.08	43.2
02/14/2017 08:20	0.0	47.46	44.7	0.0	18.50	51.1	0.0	17.72	44.8	45.0	51.9	0.0	18.33	44.4
02/14/2017 08:30	0.0	48.20	45.4	0.0	18.82	51.2	0.0	18.05	45.4	45.5	52.0	0.0	18.55	45.0
02/14/2017 08:40	0.0	49.05	46.5	0.0	19.25	52.0	0.0	18.43	46.4	46.4	52.7	0.0	18.79	46.1

Date/Time	GW2i F	GW2i T	GW2o	GW3i F	GW3i T	GW3o	GW4i F	GW4i T	GW4o	GW5i	GW5o	GW6i F	GW6i T	GW6o
02/14/2017 08:50	0.0	50.46	48.5	0.0	19.94	53.2	0.0	19.05	48.8	47.9	53.8	0.0	19.18	47.9
02/14/2017 09:00	0.0	51.70	49.6	0.0	20.39	54.1	0.0	19.63	49.9	49.2	54.4	0.0	19.68	49.4
02/14/2017 09:10	0.0	52.67	50.6	0.0	20.92	55.1	0.0	20.11	51.0	50.1	55.0	0.0	20.04	50.1
02/14/2017 09:20	0.0	54.43	53.3	0.0	21.88	57.5	0.0	20.94	53.8	52.3	56.5	0.0	20.50	53.0
02/14/2017 09:30	0.0	55.10	53.3	0.0	21.94	56.5	0.0	21.27	53.5	53.0	56.2	0.0	20.85	53.2
02/14/2017 09:40	0.0	55.03	52.8	0.0	21.99	55.9	0.0	21.43	53.0	53.3	56.0	0.0	20.94	52.7
02/14/2017 09:50	0.0	55.78	54.6	0.0	22.60	58.2	0.0	21.94	55.3	54.4	57.0	0.0	21.19	54.6
02/14/2017 10:00	0.0	56.77	56.3	0.0	23.13	59.9	0.0	22.46	56.9	55.9	58.0	0.0	21.65	56.4
02/14/2017 10:10	0.0	57.35	56.3	0.0	23.36	60.3	0.0	22.81	57.1	56.3	58.0	0.0	22.07	56.2
02/14/2017 10:20	0.0	57.53	55.8	0.0	23.32	60.0	0.0	23.04	56.6	56.2	57.7	0.0	22.34	55.8
02/14/2017 10:30	0.0	57.89	56.7	0.0	23.55	60.7	0.0	23.39	57.5	57.2	58.0	0.0	22.80	57.1
02/14/2017 10:40	0.0	58.35	57.4	0.0	23.76	60.8	0.0	23.68	58.2	58.0	58.5	0.0	23.32	57.6
02/14/2017 10:50	0.0	58.84	57.8	0.0	24.02	62.1	0.0	23.95	59.2	58.4	59.1	0.0	23.74	58.1
02/14/2017 11:00	0.0	59.60	59.0	0.0	24.40	63.0	0.0	24.38	60.5	59.3	59.9	0.0	24.28	59.4
02/14/2017 11:10	0.0	59.79	58.6	0.0	24.45	62.1	0.0	24.47	59.9	59.4	59.9	0.0	24.54	58.9
02/14/2017 11:20	0.0	60.05	58.7	0.0	24.66	62.2	0.0	24.86	60.8	60.0	61.3	0.0	24.84	59.3
02/14/2017 11:30	0.0	59.65	58.1	0.0	24.81	61.4	0.0	25.05	60.8	60.9	61.8	0.0	25.43	59.3
02/14/2017 11:40	0.0	60.37	59.3	0.0	24.75	61.9	0.0	25.08	60.8	60.3	61.6	0.0	25.28	59.4
02/14/2017 11:50	0.0	61.58	60.6	0.0	24.94	63.3	0.0	25.49	62.2	60.9	63.1	0.0	25.05	60.4
02/14/2017 12:00	0.0	61.67	60.0	0.0	24.97	63.0	0.0	25.69	62.1	61.5	63.5	0.0	25.20	60.3
02/14/2017 12:10	0.0	61.93	59.9	0.0	25.00	63.8	0.0	25.85	62.2	61.9	63.8	0.0	25.58	60.4
02/14/2017 12:20	0.0	62.58	60.4	0.0	25.04	64.4	0.0	25.96	62.6	62.1	64.4	0.0	25.95	60.8
02/14/2017 12:30	0.0	63.05	59.7	0.0	24.89	63.9	0.0	25.78	61.2	61.6	63.4	0.0	25.71	59.9
02/14/2017 12:40	0.0	62.52	58.6	0.0	24.64	62.7	0.0	25.35	59.9	60.9	62.9	0.0	25.31	59.0
02/14/2017 12:50	0.0	62.84	59.3	0.0	24.85	64.2	0.0	25.37	61.0	61.0	63.6	0.0	25.27	59.4
02/14/2017 13:00	0.0	63.76	60.5	0.0	25.08	65.1	0.0	25.54	61.8	61.6	64.5	0.0	25.44	59.9
02/14/2017 13:10	0.0	63.97	59.9	0.0	25.19	65.4	0.0	25.63	62.0	61.9	64.8	0.0	25.73	59.8
02/14/2017 13:20	0.0	64.92	61.5	0.0	25.62	66.3	0.0	25.88	62.7	62.6	65.6	0.0	26.08	60.5
02/14/2017 13:30	0.0	65.83	61.6	0.0	25.85	66.5	0.0	26.01	62.7	62.8	65.6	0.0	26.36	60.9
02/14/2017 13:40	0.0	65.94	61.0	0.0	25.85	66.1	0.0	25.89	62.1	62.4	65.1	0.0	26.36	60.8
02/14/2017 13:50	0.0	66.44	61.4	0.0	26.15	67.2	0.0	26.04	62.9	62.7	65.7	0.0	26.50	61.7
02/14/2017 14:00	0.0	66.34	61.6	0.0	26.39	66.9	0.0	26.32	63.5	63.6	66.8	0.0	26.91	62.0
02/14/2017 14:10	0.0	66.55	61.7	0.0	26.83	68.5	0.0	26.83	64.3	64.6	67.6	0.0	27.38	62.8
02/14/2017 14:20	0.0	67.53	62.6	0.0	27.22	69.9	0.0	27.00	65.0	65.2	68.2	0.0	27.78	63.4
02/14/2017 14:30	0.0	68.40	62.7	0.0	27.27	69.9	0.0	26.93	64.8	65.1	68.2	0.0	27.82	63.8

Date/Time	GW2i F	GW2i T	GW2o	GW3i F	GW3i T	GW3o	GW4i F	GW4i T	GW4o	GW5i	GW5o	GW6i F	GW6i T	GW6o
02/14/2017 14:40	0.0	68.45	62.1	0.0	27.21	69.9	0.0	26.91	64.1	65.1	67.7	0.0	27.71	63.6
02/14/2017 14:50	0.0	68.30	61.9	0.0	27.01	69.6	0.0	26.72	63.2	64.6	67.2	0.0	27.37	63.3
02/14/2017 15:00	0.0	67.93	61.8	0.0	26.91	69.1	0.0	26.57	63.3	64.3	67.4	0.0	27.18	63.2
02/14/2017 15:10	0.0	66.86	60.3	0.0	26.38	67.0	0.0	26.19	61.6	63.4	65.9	0.0	26.78	61.8
02/14/2017 15:20	0.0	65.56	59.2	0.0	25.75	65.8	0.0	25.60	60.1	62.1	64.7	0.0	26.10	60.3
02/14/2017 15:30	0.0	64.30	58.5	0.0	25.27	65.2	0.0	25.15	59.3	61.2	64.3	0.0	25.62	59.4
02/14/2017 15:40	0.0	63.04	57.8	0.0	24.77	63.6	0.0	24.66	58.6	60.3	63.3	0.0	25.17	58.6
02/14/2017 15:50	0.0	62.13	57.5	0.0	24.45	62.9	0.0	24.36	58.2	59.8	63.0	0.0	24.95	58.3
02/14/2017 16:00	0.0	61.45	57.1	0.0	24.19	62.3	0.0	24.13	57.8	59.3	62.7	0.0	24.82	58.0
02/14/2017 16:10	0.0	60.93	56.4	0.0	23.92	61.7	0.0	23.86	57.1	58.6	61.9	0.0	24.54	57.2
02/14/2017 16:20	0.0	60.44	56.2	0.0	23.70	61.3	0.0	23.64	56.7	58.1	61.7	0.0	24.29	56.7
02/14/2017 16:30	0.0	59.79	55.8	0.0	23.49	60.3	0.0	23.39	56.2	57.6	61.0	0.0	24.12	56.2
02/14/2017 16:40	0.0	59.04	55.1	0.0	23.23	59.5	0.0	23.12	55.5	57.0	60.6	0.0	23.90	55.5
02/14/2017 16:50	0.0	58.44	54.6	0.0	23.02	59.2	0.0	22.88	55.0	56.5	60.6	0.0	23.66	54.8
02/14/2017 17:00	0.0	57.96	54.2	0.0	22.81	59.0	0.0	22.64	54.5	55.9	59.9	0.0	23.41	54.3
02/14/2017 17:10	0.0	57.59	53.7	0.0	22.62	58.9	0.0	22.41	53.9	55.3	59.4	0.0	23.14	53.7
02/14/2017 17:20	0.0	57.18	53.4	0.0	22.45	58.5	0.0	22.20	53.5	54.7	58.9	0.0	22.91	53.2
02/14/2017 17:30	0.0	56.77	52.9	0.0	22.29	58.2	0.0	22.00	53.0	54.2	58.6	0.0	22.71	52.8
02/14/2017 17:40	0.0	56.32	52.5	0.0	22.11	57.8	0.0	21.79	52.6	53.8	58.2	0.0	22.51	52.3
02/14/2017 17:50	0.0	55.90	52.1	0.0	21.94	57.2	0.0	21.61	52.2	53.4	57.8	0.0	22.32	52.0
02/14/2017 18:00	0.0	55.52	51.7	0.0	21.80	57.1	0.0	21.44	51.8	53.0	57.7	0.0	22.15	51.4
02/14/2017 18:10	0.0	55.16	51.4	0.0	21.67	56.8	0.0	21.29	51.4	52.6	57.4	0.0	22.00	51.1
02/14/2017 18:20	0.0	54.84	51.2	0.0	21.53	56.1	0.0	21.15	51.2	52.3	56.9	0.0	21.86	50.9
02/14/2017 18:30	0.0	54.50	50.9	0.0	21.40	55.9	0.0	21.02	50.9	52.0	56.7	0.0	21.73	50.6
02/14/2017 18:40	0.0	54.24	50.7	0.0	21.30	55.7	0.0	20.91	50.7	51.8	56.5	0.0	21.63	50.3
02/14/2017 18:50	0.0	54.08	50.6	0.0	21.23	55.6	0.0	20.83	50.5	51.6	56.5	0.0	21.55	50.1
02/14/2017 19:00	0.0	53.96	50.6	0.0	21.18	55.3	0.0	20.79	50.5	51.5	56.2	0.0	21.50	50.1
02/14/2017 19:10	0.0	53.86	50.5	0.0	21.13	55.1	0.0	20.75	50.5	51.4	56.0	0.0	21.46	50.1
02/14/2017 19:20	0.0	53.75	50.4	0.0	21.09	54.9	0.0	20.70	50.4	51.3	55.9	0.0	21.41	50.0
02/14/2017 19:30	0.0	53.59	50.2	0.0	21.03	54.8	0.0	20.64	50.2	51.1	55.8	0.0	21.35	49.8
02/14/2017 19:40	0.0	53.40	49.9	0.0	20.95	54.6	0.0	20.56	50.0	50.9	55.5	0.0	21.27	49.6
02/14/2017 19:50	0.0	53.21	49.8	0.0	20.88	54.3	0.0	20.49	49.8	50.7	55.4	0.0	21.20	49.4
02/14/2017 20:00	0.0	52.98	49.4	0.0	20.79	54.3	0.0	20.39	49.4	50.4	55.2	0.0	21.10	49.1
02/14/2017 20:10	0.0	52.60	48.9	0.0	20.63	54.3	0.0	20.20	48.8	49.9	55.1	0.0	20.92	48.4
02/14/2017 20:20	0.0	52.11	48.1	0.0	20.43	54.3	0.0	19.99	48.1	49.5	54.8	0.0	20.74	47.9

Date/Time	GW2i F	GW2i T	GW2o	GW3i F	GW3i T	GW3o	GW4i F	GW4i T	GW4o	GW5i	GW5o	GW6i F	GW6i T	GW6o
02/14/2017 20:30	0.0	51.77	48.0	0.0	20.29	54.4	0.0	19.83	47.9	49.1	54.7	0.0	20.58	47.5
02/14/2017 20:40	0.0	51.48	47.7	0.0	20.18	54.7	0.0	19.68	47.5	48.8	54.7	0.0	20.42	47.0
02/14/2017 20:50	0.0	51.13	47.3	0.0	20.06	54.7	0.0	19.52	47.2	48.5	54.5	0.0	20.28	46.7
02/14/2017 21:00	0.0	50.87	47.2	0.0	19.97	54.6	0.0	19.42	47.1	48.3	54.4	0.0	20.18	46.6
02/14/2017 21:10	0.0	50.62	47.0	0.0	19.88	54.5	0.0	19.34	46.9	48.2	54.2	0.0	20.11	46.5
02/14/2017 21:20	0.0	50.51	47.0	0.0	19.82	54.1	0.0	19.29	47.0	48.1	54.0	0.0	20.08	46.6
02/14/2017 21:30	0.0	50.50	47.1	0.0	19.80	53.8	0.0	19.28	47.1	48.0	53.9	0.0	20.08	46.7
02/14/2017 21:40	0.0	50.49	47.0	0.0	19.76	53.5	0.0	19.27	46.9	47.9	53.8	0.0	20.06	46.6
02/14/2017 21:50	0.0	50.48	47.0	0.0	19.76	53.0	0.0	19.25	46.9	47.9	53.5	0.0	20.04	46.6
02/14/2017 22:00	0.0	50.54	47.3	0.0	19.78	52.5	0.0	19.33	47.2	48.0	53.4	0.0	20.09	46.9
02/14/2017 22:10	0.0	50.60	47.4	0.0	19.82	52.0	0.0	19.37	47.4	48.0	53.2	0.0	20.12	47.0
02/14/2017 22:20	0.0	50.57	47.3	0.0	19.82	51.8	0.0	19.39	47.3	48.0	53.3	0.0	20.12	46.9
02/14/2017 22:30	0.0	50.36	46.9	0.0	19.75	51.4	0.0	19.30	46.8	47.9	53.2	0.0	20.03	46.5
02/14/2017 22:40	0.0	49.85	46.3	0.0	19.57	50.1	0.0	19.13	46.2	47.5	52.5	0.0	19.87	45.8
02/14/2017 22:50	0.0	49.28	45.6	0.0	19.33	49.5	0.0	18.91	45.5	47.0	52.4	0.0	19.67	45.1
02/14/2017 23:00	0.0	48.81	45.2	0.0	19.17	49.5	0.0	18.72	45.0	46.5	52.7	0.0	19.47	44.6
02/14/2017 23:10	0.0	48.44	44.8	0.0	19.04	50.0	0.0	18.54	44.4	46.3	53.3	0.0	19.32	44.1
02/14/2017 23:20	0.0	48.03	44.3	0.0	18.89	50.1	0.0	18.36	43.9	46.0	53.0	0.0	19.18	43.8
02/14/2017 23:30	0.0	47.50	43.7	0.0	18.70	49.6	0.0	18.16	43.4	45.7	52.4	0.0	19.00	43.3
02/14/2017 23:40	0.0	46.99	43.3	0.0	18.50	49.0	0.0	17.97	42.9	45.3	51.9	0.0	18.83	42.9
02/14/2017 23:50	0.0	46.70	43.3	0.0	18.36	48.1	0.0	17.84	42.8	44.9	51.3	0.0	18.70	42.9
02/15/2017 00:00	0.0	46.83	44.0	0.0	18.33	47.8	0.0	17.81	43.3	44.8	51.3	0.0	18.70	43.4
02/15/2017 00:10	0.0	46.90	44.1	0.0	18.36	47.9	0.0	17.81	43.5	44.8	51.7	0.0	18.70	43.3
02/15/2017 00:20	0.0	46.85	43.6	0.0	18.31	48.2	0.0	17.77	43.0	44.7	52.0	0.0	18.64	42.9
02/15/2017 00:30	0.0	46.69	43.3	0.0	18.26	48.6	0.0	17.68	42.6	44.6	52.5	0.0	18.55	42.3
02/15/2017 00:40	0.0	46.55	43.1	0.0	18.21	48.6	0.0	17.61	42.5	44.4	52.3	0.0	18.47	42.2
02/15/2017 00:50	0.0	46.36	43.1	0.0	18.14	47.8	0.0	17.56	42.5	44.2	51.4	0.0	18.41	42.3
02/15/2017 01:00	0.0	46.17	42.9	0.0	18.07	46.9	0.0	17.53	42.5	44.0	50.9	0.0	18.37	42.3
02/15/2017 01:10	0.0	45.94	42.8	0.0	18.00	46.0	0.0	17.50	42.4	43.7	50.3	0.0	18.29	42.2
02/15/2017 01:20	0.0	45.72	42.7	0.0	17.90	45.3	0.0	17.43	42.1	43.4	50.0	0.0	18.21	42.1
02/15/2017 01:30	0.0	45.49	42.4	0.0	17.80	44.9	0.0	17.34	41.9	43.1	49.9	0.0	18.12	41.7
02/15/2017 01:40	0.0	45.26	42.2	0.0	17.71	44.7	0.0	17.25	41.7	42.9	49.6	0.0	18.03	41.5
02/15/2017 01:50	0.0	45.03	41.9	0.0	17.63	44.3	0.0	17.17	41.5	42.6	49.5	0.0	17.94	41.3
02/15/2017 02:00	0.0	44.74	41.5	0.0	17.52	44.1	0.0	17.06	41.1	42.3	49.7	0.0	17.83	40.9
02/15/2017 02:10	0.0	44.44	41.2	0.0	17.41	44.0	0.0	16.93	40.6	42.0	49.6	0.0	17.70	40.4

Date/Time	GW2i F	GW2i T	GW2o	GW3i F	GW3i T	GW3o	GW4i F	GW4i T	GW4o	GW5i	GW5o	GW6i F	GW6i T	GW6o
02/15/2017 02:20	0.0	44.11	40.8	0.0	17.29	43.6	0.0	16.80	40.3	41.8	48.9	0.0	17.57	40.2
02/15/2017 02:30	0.0	43.71	40.4	0.0	17.14	43.2	0.0	16.66	39.9	41.4	48.9	0.0	17.43	39.7
02/15/2017 02:40	0.0	43.31	39.9	0.0	16.99	42.8	0.0	16.52	39.5	41.0	48.5	0.0	17.28	39.3
02/15/2017 02:50	0.0	42.88	39.5	0.0	16.84	42.4	0.0	16.35	39.1	40.6	48.4	0.0	17.12	38.9
02/15/2017 03:00	0.0	42.53	39.3	0.0	16.69	42.0	0.0	16.20	38.9	40.3	48.0	0.0	16.99	38.7
02/15/2017 03:10	0.0	42.21	38.9	0.0	16.56	41.7	0.0	16.07	38.5	39.9	47.8	0.0	16.85	38.3
02/15/2017 03:20	0.0	41.83	38.4	0.0	16.41	41.4	0.0	15.91	38.0	39.6	47.4	0.0	16.70	37.8
02/15/2017 03:30	0.0	41.44	38.0	0.0	16.25	41.0	0.0	15.75	37.5	39.2	46.9	0.0	16.55	37.4
02/15/2017 03:40	0.0	41.03	37.6	0.0	16.08	40.7	0.0	15.58	37.0	38.8	46.5	0.0	16.37	36.8
02/15/2017 03:50	0.0	40.61	37.1	0.0	15.92	40.8	0.0	15.40	36.5	38.4	46.8	0.0	16.20	36.3
02/15/2017 04:00	0.0	40.27	36.9	0.0	15.77	40.4	0.0	15.24	36.3	38.1	46.1	0.0	16.05	36.0
02/15/2017 04:10	0.0	39.99	36.7	0.0	15.65	39.8	0.0	15.14	36.1	37.8	45.3	0.0	15.94	35.9
02/15/2017 04:20	0.0	39.66	36.3	0.0	15.52	39.3	0.0	15.01	35.7	37.5	45.0	0.0	15.80	35.6
02/15/2017 04:30	0.0	39.42	36.2	0.0	15.40	39.1	0.0	14.88	35.4	37.2	44.9	0.0	15.69	35.3
02/15/2017 04:40	0.0	39.21	35.9	0.0	15.31	39.5	0.0	14.79	35.1	37.0	45.3	0.0	15.58	35.0
02/15/2017 04:50	0.0	39.00	35.6	0.0	15.23	39.5	0.0	14.69	35.0	36.8	45.1	0.0	15.48	34.7
02/15/2017 05:00	0.0	38.75	35.3	0.0	15.15	39.0	0.0	14.62	34.9	36.6	44.6	0.0	15.40	34.6
02/15/2017 05:10	0.0	38.47	35.1	0.0	15.03	38.4	0.0	14.53	34.6	36.4	44.1	0.0	15.30	34.3
02/15/2017 05:20	0.0	38.17	34.8	0.0	14.92	38.2	0.0	14.43	34.3	36.1	43.8	0.0	15.20	34.1
02/15/2017 05:30	0.0	37.96	34.7	0.0	14.84	37.9	0.0	14.35	34.1	35.9	43.6	0.0	15.12	34.0
02/15/2017 05:40	0.0	37.77	34.4	0.0	14.76	37.6	0.0	14.28	34.0	35.6	43.2	0.0	15.04	33.7
02/15/2017 05:50	0.0	37.49	34.1	0.0	14.66	37.2	0.0	14.19	33.7	35.4	42.9	0.0	14.94	33.4
02/15/2017 06:00	0.0	37.23	33.9	0.0	14.56	36.9	0.0	14.10	33.4	35.1	42.7	0.0	14.84	33.2
02/15/2017 06:10	0.0	36.99	33.6	0.0	14.46	36.5	0.0	14.01	33.2	34.9	42.2	0.0	14.75	33.0
02/15/2017 06:20	0.0	36.77	33.5	0.0	14.37	36.2	0.0	13.94	33.1	34.7	41.7	0.0	14.68	33.0
02/15/2017 06:30	0.0	36.59	33.4	0.0	14.29	35.9	0.0	13.86	33.0	34.5	41.2	0.0	14.61	32.8
02/15/2017 06:40	0.0	36.43	33.2	0.0	14.22	35.7	0.0	13.82	32.9	34.3	40.8	0.0	14.55	32.8
02/15/2017 06:50	0.0	36.28	33.1	0.0	14.17	35.5	0.0	13.76	32.8	34.1	40.6	0.0	14.50	32.6
02/15/2017 07:00	0.0	36.15	33.0	0.0	14.12	35.4	0.0	13.72	32.7	34.0	40.3	0.0	14.44	32.4
02/15/2017 07:10	0.0	36.02	33.0	0.0	14.07	35.2	0.0	13.69	32.7	33.9	40.0	0.0	14.40	32.5
02/15/2017 07:20	0.0	36.31	33.7	0.0	14.11	35.8	0.0	13.66	33.6	34.6	40.7	0.0	14.43	33.5
02/15/2017 07:30	0.0	37.09	34.9	0.0	14.46	37.0	0.0	13.75	35.3	36.3	42.0	0.0	14.72	35.4
02/15/2017 07:40	0.0	37.82	35.8	0.0	15.08	38.2	0.0	14.25	36.4	37.8	42.9	0.0	15.15	36.8
02/15/2017 07:50	0.0	38.42	36.3	0.0	15.64	38.9	0.0	14.83	37.3	38.9	43.4	0.0	15.58	37.7
02/15/2017 08:00	0.0	39.09	37.2	0.0	16.16	40.1	0.0	15.38	38.6	40.1	44.4	0.0	15.96	38.9

Date/Time	GW2i F	GW2i T	GW2o	GW3i F	GW3i T	GW3o	GW4i F	GW4i T	GW4o	GW5i	GW5o	GW6i F	GW6i T	GW6o
02/15/2017 08:10	0.0	39.59	37.8	0.0	16.55	40.8	0.0	15.83	39.6	41.2	45.0	0.0	16.34	39.8
02/15/2017 08:20	0.0	40.09	38.5	0.0	17.00	41.9	0.0	16.43	40.8	42.3	46.4	0.0	16.63	40.6
02/15/2017 08:30	0.0	40.69	39.3	0.0	17.53	43.2	0.0	17.11	42.1	43.7	47.4	0.0	16.95	41.7
02/15/2017 08:40	0.0	41.05	39.5	0.0	17.78	42.9	0.0	17.68	42.5	44.0	47.1	0.0	17.14	41.9
02/15/2017 08:50	0.0	41.66	40.0	0.0	18.10	43.3	0.0	18.19	42.8	44.0	46.9	0.0	17.24	42.2
02/15/2017 09:00	0.0	41.60	39.3	0.0	18.02	42.6	0.0	18.40	43.0	43.7	46.3	0.0	17.16	41.6
02/15/2017 09:10	0.0	41.77	39.7	0.0	18.10	43.0	0.0	18.70	43.9	44.2	47.3	0.0	17.14	42.2
02/15/2017 09:20	0.0	42.06	40.2	0.0	18.19	43.3	0.0	19.02	44.9	44.7	47.4	0.0	17.19	42.8
02/15/2017 09:30	0.0	42.47	40.4	0.0	18.29	43.4	0.0	19.03	44.3	45.0	47.3	0.0	17.22	43.0
02/15/2017 09:40	0.0	42.40	40.4	0.0	18.25	43.4	0.0	19.10	44.2	44.9	47.3	0.0	17.27	42.7
02/15/2017 09:50	0.0	42.81	41.1	0.0	18.36	44.2	0.0	19.34	44.5	45.4	47.8	0.0	17.40	43.4
02/15/2017 10:00	0.0	44.12	43.8	0.0	19.01	46.9	0.0	19.91	46.8	46.9	49.2	0.0	17.80	46.3
02/15/2017 10:10	0.0	45.38	45.5	0.0	19.66	48.4	0.0	20.57	48.4	48.7	50.2	0.0	18.29	47.4
02/15/2017 10:20	0.0	46.28	46.0	0.0	19.99	48.6	0.0	20.88	48.4	49.5	49.6	0.0	18.65	47.5
02/15/2017 10:30	0.0	46.66	46.4	0.0	20.32	49.6	0.0	21.21	49.7	50.4	50.1	0.0	19.32	48.0
02/15/2017 10:40	0.0	45.91	45.6	0.0	20.28	49.4	0.0	21.20	50.0	50.6	49.5	0.0	20.06	47.8
02/15/2017 10:50	0.0	45.91	45.8	0.0	20.41	49.6	0.0	21.32	50.2	50.7	49.5	0.0	20.72	47.6
02/15/2017 11:00	0.0	46.77	47.6	0.0	21.01	51.4	0.0	21.96	52.2	51.6	50.7	0.0	21.34	49.1
02/15/2017 11:10	0.0	47.33	47.6	0.0	21.34	51.8	0.0	22.50	53.1	52.4	52.1	0.0	21.71	49.4
02/15/2017 11:20	0.0	47.69	47.8	0.0	21.49	51.5	0.0	22.69	53.5	52.9	53.4	0.0	22.33	49.7
02/15/2017 11:30	0.0	48.11	48.1	0.0	21.59	50.9	0.0	22.57	52.6	52.5	53.2	0.0	22.77	49.6
02/15/2017 11:40	0.0	48.33	48.0	0.0	21.54	50.7	0.0	22.64	53.0	52.4	53.7	0.0	22.73	49.8
02/15/2017 11:50	0.0	48.87	48.6	0.0	21.49	51.5	0.0	23.12	54.2	52.8	54.9	0.0	22.16	50.1
02/15/2017 12:00	0.0	49.82	49.2	0.0	21.48	53.1	0.0	23.90	56.1	53.6	56.9	0.0	21.74	50.7
02/15/2017 12:10	0.0	51.02	50.0	0.0	21.48	54.0	0.0	24.02	57.3	54.6	58.0	0.0	22.18	51.2
02/15/2017 12:20	0.0	51.57	50.8	0.0	21.22	55.1	0.0	23.62	54.5	54.2	56.9	0.0	22.75	50.2
02/15/2017 12:30	0.0	52.43	49.9	0.0	21.00	54.2	0.0	23.22	53.7	53.4	57.1	0.0	22.50	50.0
02/15/2017 12:40	0.0	54.02	53.3	0.0	21.44	58.0	0.0	23.58	55.7	54.5	58.4	0.0	22.16	51.0
02/15/2017 12:50	0.0	54.79	51.7	0.0	21.55	56.6	0.0	23.60	55.7	54.9	58.3	0.0	22.19	50.3
02/15/2017 13:00	0.0	54.61	50.9	0.0	21.66	55.8	0.0	23.79	54.8	54.7	57.9	0.0	22.76	49.0
02/15/2017 13:10	0.0	54.15	50.2	0.0	21.98	54.9	0.0	23.98	54.7	54.7	58.4	0.0	23.31	48.2
02/15/2017 13:20	0.0	54.65	50.9	0.0	22.43	55.7	0.0	24.13	55.3	55.1	59.0	0.0	23.91	48.6
02/15/2017 13:30	0.0	54.91	51.1	0.0	22.92	55.7	0.0	24.10	54.8	55.0	58.8	0.0	24.20	49.7
02/15/2017 13:40	0.0	55.35	51.5	0.0	23.39	56.5	0.0	24.32	55.7	55.7	59.9	0.0	24.63	51.1
02/15/2017 13:50	0.0	56.27	51.5	0.0	23.34	56.4	0.0	24.19	55.3	55.6	59.6	0.0	24.61	51.7

Date/Time	GW2i F	GW2i T	GW2o	GW3i F	GW3i T	GW3o	GW4i F	GW4i T	GW4o	GW5i	GW5o	GW6i F	GW6i T	GW6o
02/15/2017 14:00	0.0	56.65	51.4	0.0	23.39	56.5	0.0	23.93	54.3	55.3	58.8	0.0	24.39	52.0
02/15/2017 14:10	0.0	56.47	50.7	0.0	23.29	55.6	0.0	23.57	53.4	54.9	58.8	0.0	24.37	52.3
02/15/2017 14:20	0.0	56.98	51.1	0.0	23.29	56.6	0.0	23.22	53.5	54.7	58.4	0.0	24.18	52.6
02/15/2017 14:30	0.0	58.11	51.8	0.0	23.28	57.5	0.0	23.11	53.7	54.6	58.2	0.0	24.08	53.1
02/15/2017 14:40	0.0	58.54	51.5	0.0	23.40	57.6	0.0	23.12	53.5	54.8	58.4	0.0	24.00	53.6
02/15/2017 14:50	0.0	58.26	51.2	0.0	23.61	57.8	0.0	23.42	54.1	55.6	60.2	0.0	24.31	54.1
02/15/2017 15:00	0.0	58.28	50.9	0.0	23.54	57.7	0.0	23.36	53.2	55.2	59.0	0.0	24.26	54.0
02/15/2017 15:10	0.0	59.07	51.8	0.0	23.88	59.4	0.0	23.60	53.9	55.3	60.5	0.0	24.34	54.5
02/15/2017 15:20	0.0	59.04	51.3	0.0	24.07	59.1	0.0	23.96	54.6	55.4	61.6	0.0	24.67	54.8
02/15/2017 15:30	0.0	58.88	51.0	0.0	23.82	59.0	0.0	23.69	53.2	54.5	60.1	0.0	24.52	54.5
02/15/2017 15:40	0.0	59.01	50.7	0.0	23.52	59.1	0.0	23.45	52.6	54.6	59.7	0.0	24.39	55.0
02/15/2017 15:50	0.0	58.58	50.1	0.0	23.04	58.3	0.0	23.24	52.2	54.9	59.6	0.0	24.26	54.4
02/15/2017 16:00	0.0	59.55	50.1	0.0	22.57	59.3	0.0	23.17	51.8	55.2	59.0	0.0	23.88	54.4
02/15/2017 16:10	0.0	60.05	49.7	0.0	22.14	58.6	0.0	22.91	50.9	54.5	58.6	0.0	23.34	53.6
02/15/2017 16:20	0.0	59.70	48.9	0.0	22.21	57.9	0.0	22.67	50.3	54.4	57.9	0.0	23.10	53.5
02/15/2017 16:30	0.0	59.10	48.3	0.0	22.11	57.1	0.0	22.47	49.6	54.1	58.0	0.0	22.83	53.2
02/15/2017 16:40	0.0	58.48	48.0	0.0	22.11	56.9	0.0	22.32	49.1	53.9	57.6	0.0	22.50	52.7
02/15/2017 16:50	0.0	58.01	47.9	0.0	22.15	57.2	0.0	22.24	48.9	53.9	57.5	0.0	22.22	52.7
02/15/2017 17:00	0.0	58.03	47.7	0.0	22.04	57.2	0.0	22.06	48.5	53.4	57.0	0.0	21.64	52.0
02/15/2017 17:10	0.0	57.19	47.2	0.0	21.70	55.3	0.0	21.69	47.9	52.5	55.8	0.0	20.99	51.0
02/15/2017 17:20	0.0	56.36	47.1	0.0	21.53	55.4	0.0	21.48	47.8	52.1	55.8	0.0	20.60	50.6
02/15/2017 17:30	0.0	55.22	46.6	0.0	21.11	53.8	0.0	21.09	47.0	51.1	54.7	0.0	20.23	49.4
02/15/2017 17:40	0.0	53.52	45.6	0.0	20.48	51.6	0.0	20.48	46.0	49.5	52.7	0.0	19.85	47.6
02/15/2017 17:50	0.0	51.08	44.5	0.0	19.67	49.2	0.0	19.63	44.7	47.6	51.2	0.0	19.49	44.8
02/15/2017 18:00	0.0	49.25	43.8	0.0	19.13	48.2	0.0	19.02	43.9	46.3	50.7	0.0	19.22	43.6
02/15/2017 18:10	0.0	48.13	43.5	0.0	18.80	48.0	0.0	18.60	43.5	45.4	50.4	0.0	19.00	43.1
02/15/2017 18:20	0.0	47.41	43.2	0.0	18.58	47.9	0.0	18.29	43.1	44.8	50.2	0.0	18.84	42.7
02/15/2017 18:30	0.0	46.90	42.8	0.0	18.41	47.8	0.0	18.07	42.8	44.4	49.8	0.0	18.69	42.4
02/15/2017 18:40	0.0	46.48	42.5	0.0	18.26	47.9	0.0	17.89	42.5	44.1	49.7	0.0	18.54	42.0
02/15/2017 18:50	0.0	46.09	42.1	0.0	18.13	47.9	0.0	17.73	42.2	43.8	49.5	0.0	18.39	41.5
02/15/2017 19:00	0.0	45.71	41.7	0.0	17.97	47.7	0.0	17.53	41.6	43.3	49.3	0.0	18.21	41.2
02/15/2017 19:10	0.0	45.43	41.6	0.0	17.84	47.7	0.0	17.37	41.5	43.0	49.3	0.0	18.07	40.9
02/15/2017 19:20	0.0	45.19	41.4	0.0	17.74	48.1	0.0	17.25	41.2	42.8	49.6	0.0	17.95	40.6
02/15/2017 19:30	0.0	45.05	41.2	0.0	17.70	48.3	0.0	17.17	41.0	42.8	49.6	0.0	17.88	40.3
02/15/2017 19:40	0.0	44.98	41.3	0.0	17.68	48.0	0.0	17.16	41.1	42.8	49.2	0.0	17.87	40.4

Date/Time	GW2i F	GW2i T	GW2o	GW3i F	GW3i T	GW3o	GW4i F	GW4i T	GW4o	GW5i	GW5o	GW6i F	GW6i T	GW6o
02/15/2017 19:50	0.0	44.67	40.7	0.0	17.55	47.9	0.0	17.01	40.6	42.4	49.1	0.0	17.74	40.0
02/15/2017 20:00	0.0	44.07	39.9	0.0	17.32	48.3	0.0	16.74	39.7	42.0	49.1	0.0	17.54	39.2
02/15/2017 20:10	0.0	43.57	39.5	0.0	17.19	48.9	0.0	16.53	39.2	41.7	49.2	0.0	17.37	38.8
02/15/2017 20:20	0.0	43.03	38.9	0.0	17.05	49.4	0.0	16.36	38.9	41.4	49.3	0.0	17.18	38.2
02/15/2017 20:30	0.0	42.62	38.7	0.0	16.96	49.6	0.0	16.26	38.9	41.3	49.3	0.0	17.05	38.1
02/15/2017 20:40	0.0	42.35	38.4	0.0	16.88	50.2	0.0	16.18	38.7	41.1	49.4	0.0	16.95	37.8
02/15/2017 20:50	0.0	42.07	38.0	0.0	16.82	50.4	0.0	16.03	38.1	41.0	49.3	0.0	16.85	37.5
02/15/2017 21:00	0.0	41.77	37.3	0.0	16.73	50.8	0.0	15.90	37.6	40.7	49.4	0.0	16.72	37.0
02/15/2017 21:10	0.0	41.52	36.6	0.0	16.63	50.6	0.0	15.78	37.1	40.3	49.3	0.0	16.57	36.4
02/15/2017 21:20	0.0	41.25	36.1	0.0	16.52	50.5	0.0	15.65	36.7	40.1	49.4	0.0	16.42	35.8
02/15/2017 21:30	0.0	40.88	36.0	0.0	16.39	49.1	0.0	15.50	36.5	39.7	48.3	0.0	16.29	35.8
02/15/2017 21:40	0.0	40.44	35.8	0.0	16.26	48.8	0.0	15.31	36.0	39.3	48.3	0.0	16.13	35.5
02/15/2017 21:50	0.0	40.10	35.2	0.0	16.16	49.9	0.0	15.19	35.5	39.1	48.9	0.0	15.98	34.9
02/15/2017 22:00	0.0	39.90	34.7	0.0	16.05	49.9	0.0	15.11	35.3	39.0	48.7	0.0	15.90	34.7
02/15/2017 22:10	0.0	39.72	34.2	0.0	15.94	49.9	0.0	15.03	35.2	38.9	48.6	0.0	15.86	34.7
02/15/2017 22:20	0.0	39.55	34.2	0.0	15.85	50.1	0.0	14.96	35.0	38.9	48.8	0.0	15.82	34.6
02/15/2017 22:30	0.0	39.38	34.1	0.0	15.76	49.5	0.0	14.87	34.8	38.7	48.5	0.0	15.74	34.2
02/15/2017 22:40	0.0	39.01	33.9	0.0	15.60	46.4	0.0	14.76	34.7	38.2	47.0	0.0	15.61	34.2
02/15/2017 22:50	0.0	38.65	34.1	0.0	15.47	44.2	0.0	14.66	34.8	37.5	45.8	0.0	15.49	34.5
02/15/2017 23:00	0.0	38.42	34.3	0.0	15.40	43.5	0.0	14.61	34.8	37.2	45.5	0.0	15.44	34.5
02/15/2017 23:10	0.0	38.20	33.9	0.0	15.28	43.6	0.0	14.56	34.4	36.9	45.7	0.0	15.36	34.1
02/15/2017 23:20	0.0	37.94	33.7	0.0	15.16	42.9	0.0	14.46	34.2	36.5	44.7	0.0	15.26	34.0
02/15/2017 23:30	0.0	37.67	33.6	0.0	15.04	41.8	0.0	14.37	34.0	36.1	44.2	0.0	15.16	33.9
02/15/2017 23:40	0.0	37.47	33.5	0.0	14.93	41.6	0.0	14.29	33.8	35.8	44.0	0.0	15.07	33.7
02/15/2017 23:50	0.0	37.27	33.3	0.0	14.84	41.1	0.0	14.21	33.7	35.5	43.7	0.0	14.98	33.5
02/16/2017 00:00	0.0	37.04	33.0	0.0	14.73	40.8	0.0	14.13	33.4	35.3	43.5	0.0	14.90	33.2
02/16/2017 00:10	0.0	36.82	32.8	0.0	14.63	40.6	0.0	14.05	33.1	35.0	43.0	0.0	14.80	33.0
02/16/2017 00:20	0.0	36.58	32.6	0.0	14.52	39.7	0.0	13.95	32.9	34.7	42.5	0.0	14.68	32.7
02/16/2017 00:30	0.0	36.35	32.5	0.0	14.43	39.2	0.0	13.85	32.7	34.5	42.3	0.0	14.58	32.5
02/16/2017 00:40	0.0	36.11	32.3	0.0	14.34	38.9	0.0	13.76	32.4	34.2	42.3	0.0	14.48	32.3
02/16/2017 00:50	0.0	35.99	32.1	0.0	14.30	39.5	0.0	13.70	32.3	34.2	43.0	0.0	14.42	32.0
02/16/2017 01:00	0.0	36.00	32.1	0.0	14.44	40.7	0.0	13.66	32.3	34.3	43.5	0.0	14.40	31.9
02/16/2017 01:10	0.0	36.10	32.1	0.0	14.62	42.3	0.0	13.64	32.2	34.6	44.1	0.0	14.42	31.7
02/16/2017 01:20	0.0	36.20	32.1	0.0	14.79	43.4	0.0	13.64	32.3	34.8	44.7	0.0	14.44	31.6
02/16/2017 01:30	0.0	36.22	32.1	0.0	14.80	43.1	0.0	13.64	32.4	35.0	44.4	0.0	14.45	31.7

Date/Time	GW2i F	GW2i T	GW2o	GW3i F	GW3i T	GW3o	GW4i F	GW4i T	GW4o	GW5i	GW5o	GW6i F	GW6i T	GW6o
02/16/2017 01:40	0.0	36.20	32.2	0.0	14.66	41.5	0.0	13.65	32.6	34.8	43.3	0.0	14.48	32.2
02/16/2017 01:50	0.0	36.11	32.4	0.0	14.53	40.0	0.0	13.68	32.7	34.6	42.4	0.0	14.48	32.5
02/16/2017 02:00	0.0	36.01	32.3	0.0	14.41	39.3	0.0	13.65	32.6	34.3	42.0	0.0	14.46	32.5
02/16/2017 02:10	0.0	35.90	32.2	0.0	14.32	39.5	0.0	13.63	32.3	34.2	42.4	0.0	14.43	32.3
02/16/2017 02:20	0.0	35.80	32.1	0.0	14.26	39.6	0.0	13.60	32.3	34.1	42.3	0.0	14.40	32.2
02/16/2017 02:30	0.0	35.73	31.9	0.0	14.20	39.5	0.0	13.58	32.1	33.9	42.3	0.0	14.37	32.0
02/16/2017 02:40	0.0	35.61	31.7	0.0	14.13	39.5	0.0	13.53	32.0	33.9	42.2	0.0	14.31	31.8
02/16/2017 02:50	0.0	35.49	31.6	0.0	14.09	39.2	0.0	13.48	32.0	33.7	42.1	0.0	14.26	31.8
02/16/2017 03:00	0.0	35.41	31.6	0.0	14.05	39.6	0.0	13.45	31.9	33.7	42.3	0.0	14.23	31.7
02/16/2017 03:10	0.0	35.40	31.6	0.0	14.04	39.6	0.0	13.44	31.9	33.7	42.4	0.0	14.22	31.6
02/16/2017 03:20	0.0	35.40	31.6	0.0	14.04	39.5	0.0	13.44	31.9	33.8	42.4	0.0	14.21	31.7
02/16/2017 03:30	0.0	35.40	31.5	0.0	14.04	40.0	0.0	13.42	31.8	33.8	43.1	0.0	14.20	31.6
02/16/2017 03:40	0.0	35.43	31.6	0.0	14.07	40.1	0.0	13.40	31.9	33.9	42.7	0.0	14.22	31.6
02/16/2017 03:50	0.0	35.50	31.8	0.0	14.08	39.6	0.0	13.43	32.0	33.9	42.4	0.0	14.24	31.7
02/16/2017 04:00	0.0	35.50	31.7	0.0	14.11	39.8	0.0	13.44	32.0	33.9	42.8	0.0	14.24	31.7
02/16/2017 04:10	0.0	35.46	31.5	0.0	14.12	40.3	0.0	13.40	31.8	33.9	43.0	0.0	14.20	31.5
02/16/2017 04:20	0.0	35.36	31.3	0.0	14.12	41.0	0.0	13.36	31.5	34.0	43.5	0.0	14.17	31.1
02/16/2017 04:30	0.0	35.19	31.2	0.0	14.04	41.5	0.0	13.24	31.2	33.9	44.1	0.0	14.06	30.5
02/16/2017 04:40	0.0	35.02	31.0	0.0	13.94	42.6	0.0	13.15	31.0	34.0	45.1	0.0	13.97	30.1
02/16/2017 04:50	0.0	34.93	30.2	0.0	13.93	44.7	0.0	13.05	30.5	34.2	45.4	0.0	13.88	29.7
02/16/2017 05:00	0.0	34.83	29.7	0.0	13.94	46.8	0.0	12.99	30.1	34.4	46.4	0.0	13.79	29.1
02/16/2017 05:10	0.0	34.80	29.5	0.0	13.99	49.2	0.0	12.95	29.9	34.7	47.3	0.0	13.73	28.6
02/16/2017 05:20	0.0	34.80	29.4	0.0	14.03	50.9	0.0	12.90	29.9	35.1	47.5	0.0	13.73	28.5
02/16/2017 05:30	0.0	34.81	29.5	0.0	14.10	49.7	0.0	12.87	30.1	35.0	46.4	0.0	13.73	28.6
02/16/2017 05:40	0.0	34.55	29.7	0.0	13.90	46.7	0.0	12.79	30.1	34.7	45.8	0.0	13.63	28.6
02/16/2017 05:50	0.0	34.33	29.4	0.0	13.83	46.6	0.0	12.72	29.9	34.4	45.6	0.0	13.59	28.9
02/16/2017 06:00	0.0	34.03	29.1	0.0	13.70	44.3	0.0	12.65	29.6	33.9	44.6	0.0	13.51	28.8
02/16/2017 06:10	0.0	33.83	29.1	0.0	13.60	42.8	0.0	12.59	29.5	33.4	44.0	0.0	13.43	28.9
02/16/2017 06:20	0.0	33.61	29.0	0.0	13.49	41.6	0.0	12.53	29.3	33.0	43.4	0.0	13.36	28.9
02/16/2017 06:30	0.0	33.44	28.8	0.0	13.44	41.8	0.0	12.46	29.1	32.7	43.8	0.0	13.28	28.7
02/16/2017 06:40	0.0	33.42	28.4	0.0	13.51	44.3	0.0	12.40	28.8	33.1	45.9	0.0	13.24	28.2
02/16/2017 06:50	0.0	33.53	28.2	0.0	13.56	45.8	0.0	12.40	28.9	33.5	46.5	0.0	13.27	28.1
02/16/2017 07:00	0.0	33.69	28.7	0.0	13.63	45.8	0.0	12.44	29.3	33.8	46.0	0.0	13.37	28.7
02/16/2017 07:10	0.0	34.34	30.5	0.0	13.91	45.2	0.0	12.63	30.9	34.4	46.4	0.0	13.61	29.9
02/16/2017 07:20	0.0	35.52	32.7	0.0	14.45	44.3	0.0	12.98	32.9	35.3	46.4	0.0	14.04	31.9

Date/Time	GW2i F	GW2i T	GW2o	GW3i F	GW3i T	GW3o	GW4i F	GW4i T	GW4o	GW5i	GW5o	GW6i F	GW6i T	GW6o
02/16/2017 07:30	0.0	36.74	34.2	0.0	15.09	44.2	0.0	13.38	34.4	36.3	46.5	0.0	14.53	33.8
02/16/2017 07:40	0.0	37.91	35.5	0.0	15.64	44.6	0.0	13.84	35.8	37.4	47.1	0.0	14.97	35.3
02/16/2017 07:50	0.0	39.46	37.5	0.0	16.34	45.8	0.0	14.44	37.7	38.9	48.2	0.0	15.48	37.8
02/16/2017 08:00	0.0	41.01	39.3	0.0	17.24	46.6	0.0	15.05	39.4	40.5	48.8	0.0	16.04	39.9
02/16/2017 08:10	0.0	42.16	40.4	0.0	17.82	46.7	0.0	15.68	40.5	41.8	48.9	0.0	16.43	41.1
02/16/2017 08:20	0.0	43.51	42.1	0.0	18.46	47.3	0.0	16.37	42.5	43.4	49.4	0.0	16.77	42.9
02/16/2017 08:30	0.0	44.90	44.1	0.0	19.20	48.3	0.0	17.07	44.4	45.1	50.6	0.0	17.20	44.9
02/16/2017 08:40	0.0	46.59	46.3	0.0	19.98	50.2	0.0	17.82	46.4	47.0	51.8	0.0	17.72	46.9
02/16/2017 08:50	0.0	48.20	48.1	0.0	20.73	51.5	0.0	18.52	48.0	48.4	52.3	0.0	18.21	48.4
02/16/2017 09:00	0.0	49.54	49.8	0.0	21.27	52.5	0.0	19.17	49.6	49.7	53.4	0.0	18.64	49.9
02/16/2017 09:10	0.0	50.77	51.0	0.0	21.85	54.0	0.0	19.77	51.2	51.5	54.6	0.0	19.15	51.6
02/16/2017 09:20	0.0	51.88	52.3	0.0	22.32	55.0	0.0	20.25	52.3	52.4	55.3	0.0	19.55	52.4
02/16/2017 09:30	0.0	52.90	53.2	0.0	22.53	55.0	0.0	20.66	52.9	53.0	55.5	0.0	19.78	52.5
02/16/2017 09:40	0.0	54.16	54.3	0.0	22.73	55.5	0.0	21.08	53.8	53.5	55.9	0.0	20.00	52.7
02/16/2017 09:50	0.0	55.66	56.0	0.0	23.20	57.2	0.0	21.65	55.6	54.4	57.0	0.0	20.39	54.2
02/16/2017 10:00	0.0	56.95	57.3	0.0	23.76	59.1	0.0	22.22	56.8	55.7	57.9	0.0	20.93	55.9
02/16/2017 10:10	0.0	58.08	58.2	0.0	24.06	59.6	0.0	22.59	57.5	56.7	58.4	0.0	21.50	56.1
02/16/2017 10:20	0.0	59.21	59.4	0.0	24.45	60.9	0.0	23.09	59.1	57.7	58.7	0.0	22.12	57.2
02/16/2017 10:30	0.0	60.80	61.4	0.0	24.93	62.6	0.0	23.73	61.2	59.2	59.2	0.0	22.89	58.6
02/16/2017 10:40	0.0	61.90	62.7	0.0	25.25	62.4	0.0	24.12	61.4	59.7	58.9	0.0	23.55	59.3
02/16/2017 10:50	0.0	62.75	62.8	0.0	25.59	63.3	0.0	24.52	61.6	60.5	59.2	0.0	24.02	59.8
02/16/2017 11:00	0.0	63.92	64.4	0.0	26.17	65.0	0.0	25.21	64.0	61.9	60.8	0.0	24.73	61.8
02/16/2017 11:10	0.0	65.25	66.5	0.0	26.91	67.3	0.0	26.00	66.6	63.8	63.4	0.0	25.67	64.2
02/16/2017 11:20	0.0	66.51	66.9	0.0	27.28	68.1	0.0	26.44	66.7	65.2	65.0	0.0	26.42	64.9
02/16/2017 11:30	0.0	67.47	67.8	0.0	27.79	69.6	0.0	26.92	68.3	66.3	66.5	0.0	26.92	65.7
02/16/2017 11:40	0.0	68.92	69.3	0.0	28.11	70.1	0.0	27.36	69.2	67.2	67.9	0.0	27.43	66.5
02/16/2017 11:50	0.0	70.08	69.9	0.0	27.92	69.7	0.0	27.57	68.8	67.7	68.3	0.0	27.20	66.7
02/16/2017 12:00	0.0	71.08	69.9	0.0	27.93	70.8	0.0	27.91	69.9	68.4	69.6	0.0	27.04	67.3
02/16/2017 12:10	0.0	71.47	68.5	0.0	27.73	70.6	0.0	27.89	68.5	68.2	69.5	0.0	27.20	66.7
02/16/2017 12:20	0.0	70.84	67.6	0.0	27.47	70.6	0.0	27.69	67.7	68.0	69.6	0.0	27.35	66.2
02/16/2017 12:30	0.0	72.17	70.9	0.0	27.89	71.9	0.0	28.37	71.3	69.6	71.5	0.0	27.79	67.6
02/16/2017 12:40	0.0	73.28	71.1	0.0	28.27	73.3	0.0	28.74	71.5	70.2	71.8	0.0	27.77	68.0
02/16/2017 12:50	0.0	74.05	71.4	0.0	28.57	73.4	0.0	28.91	71.3	70.8	72.5	0.0	28.04	68.1
02/16/2017 13:00	0.0	74.67	71.8	0.0	28.96	74.5	0.0	29.12	72.0	71.5	73.0	0.0	28.61	68.9
02/16/2017 13:10	0.0	75.22	72.0	0.0	29.30	75.4	0.0	29.26	72.0	72.1	73.9	0.0	29.08	69.3

Date/Time	GW2i F	GW2i T	GW2o	GW3i F	GW3i T	GW3o	GW4i F	GW4i T	GW4o	GW5i	GW5o	GW6i F	GW6i T	GW6o
02/16/2017 13:20	0.0	74.73	70.4	0.0	29.30	75.2	0.0	29.07	71.0	72.0	73.2	0.0	29.14	69.4
02/16/2017 13:30	0.0	75.62	72.1	0.0	29.88	76.1	0.0	29.42	72.7	72.7	74.5	0.0	29.38	70.3
02/16/2017 13:40	0.0	77.24	73.8	0.0	30.48	77.6	0.0	30.00	74.4	73.7	75.8	0.0	29.93	71.7
02/16/2017 13:50	0.0	78.31	74.6	0.0	30.98	78.6	0.0	30.33	74.6	74.4	75.9	0.0	30.33	72.4
02/16/2017 14:00	0.0	79.69	75.2	0.0	31.31	78.5	0.0	30.64	75.1	74.9	76.7	0.0	30.74	73.3
02/16/2017 14:10	0.0	80.40	75.0	0.0	31.50	78.1	0.0	30.71	74.8	75.0	76.7	0.0	30.88	73.3
02/16/2017 14:20	0.0	81.41	75.8	0.0	32.09	80.9	0.0	30.94	75.8	75.8	77.6	0.0	31.23	74.2
02/16/2017 14:30	0.0	82.56	76.3	0.0	32.34	81.1	0.0	31.12	76.2	76.2	78.1	0.0	31.48	74.9
02/16/2017 14:40	0.0	83.79	76.9	0.0	32.62	82.2	0.0	31.37	76.6	76.4	78.3	0.0	31.60	75.4
02/16/2017 14:50	0.0	84.29	76.9	0.0	32.77	81.9	0.0	31.51	75.9	76.9	79.2	0.0	31.79	75.8
02/16/2017 15:00	0.0	82.77	73.9	0.0	32.12	80.4	0.0	31.04	74.4	75.8	77.3	0.0	31.48	74.3
02/16/2017 15:10	0.0	82.73	74.8	0.0	32.14	80.7	0.0	31.06	74.6	75.6	78.2	0.0	31.48	75.1
02/16/2017 15:20	0.0	83.06	74.7	0.0	32.26	81.0	0.0	31.15	74.9	75.1	78.1	0.0	31.52	75.2
02/16/2017 15:30	0.0	83.26	74.6	0.0	32.16	80.7	0.0	31.16	74.7	75.0	78.1	0.0	31.49	75.1
02/16/2017 15:40	0.0	83.28	74.4	0.0	31.87	80.7	0.0	31.08	74.3	75.5	77.9	0.0	31.44	75.2
02/16/2017 15:50	0.0	83.30	74.2	0.0	31.63	80.7	0.0	31.12	74.4	76.3	78.5	0.0	31.51	75.7
02/16/2017 16:00	0.0	83.00	73.7	0.0	31.18	80.6	0.0	31.07	74.1	76.7	78.3	0.0	31.50	75.5
02/16/2017 16:10	0.0	82.13	72.6	0.0	30.68	79.4	0.0	30.77	73.1	76.0	77.1	0.0	31.16	74.3
02/16/2017 16:20	0.0	80.84	71.6	0.0	30.46	78.3	0.0	30.39	72.2	74.9	76.0	0.0	30.70	73.4
02/16/2017 16:30	0.0	79.49	71.0	0.0	30.17	77.1	0.0	29.98	71.4	73.9	75.1	0.0	30.28	72.4
02/16/2017 16:40	0.0	77.75	70.2	0.0	29.72	75.8	0.0	29.48	70.3	72.8	74.0	0.0	29.79	70.9
02/16/2017 16:50	0.0	75.95	69.2	0.0	29.21	74.6	0.0	28.91	69.4	71.4	72.6	0.0	29.29	69.6
02/16/2017 17:00	0.0	75.29	69.3	0.0	29.32	76.3	0.0	28.86	69.3	71.5	73.5	0.0	29.04	70.5
02/16/2017 17:10	0.0	76.28	69.9	0.0	29.67	76.9	0.0	29.12	70.0	72.6	74.5	0.0	28.96	71.9
02/16/2017 17:20	0.0	76.35	69.7	0.0	29.60	76.5	0.0	29.06	69.8	72.3	73.8	0.0	28.78	71.3
02/16/2017 17:30	0.0	75.62	69.0	0.0	29.32	75.3	0.0	28.82	69.1	71.7	73.3	0.0	28.56	70.2
02/16/2017 17:40	0.0	74.64	68.4	0.0	29.02	74.9	0.0	28.50	68.4	70.8	72.2	0.0	28.32	69.2
02/16/2017 17:50	0.0	72.86	66.8	0.0	28.41	73.2	0.0	27.88	66.9	69.3	70.8	0.0	28.03	66.9
02/16/2017 18:00	0.0	71.03	65.6	0.0	27.81	72.6	0.0	27.30	65.6	67.8	69.8	0.0	27.71	65.5
02/16/2017 18:10	0.0	69.54	64.6	0.0	27.31	72.6	0.0	26.80	64.6	66.6	69.1	0.0	27.34	64.2
02/16/2017 18:20	0.0	68.35	63.9	0.0	26.95	72.6	0.0	26.39	63.9	65.7	68.6	0.0	27.04	63.6
02/16/2017 18:30	0.0	67.50	63.2	0.0	26.70	73.0	0.0	26.07	63.4	65.0	68.4	0.0	26.81	63.1
02/16/2017 18:40	0.0	66.78	62.3	0.0	26.47	73.8	0.0	25.77	62.5	64.4	68.1	0.0	26.50	62.0
02/16/2017 18:50	0.0	66.17	61.8	0.0	26.26	74.2	0.0	25.48	61.7	63.7	67.8	0.0	26.19	61.0
02/16/2017 19:00	0.0	65.55	61.3	0.0	26.04	74.5	0.0	25.14	61.0	63.1	67.6	0.0	25.91	60.5

Date/Time	GW2i F	GW2i T	GW2o	GW3i F	GW3i T	GW3o	GW4i F	GW4i T	GW4o	GW5i	GW5o	GW6i F	GW6i T	GW6o
02/16/2017 19:10	0.0	64.82	60.9	0.0	25.96	73.9	0.0	24.91	60.9	62.9	67.5	0.0	25.81	60.6
02/16/2017 19:20	0.0	63.99	60.6	0.0	26.04	73.2	0.0	24.76	61.0	62.8	67.2	0.0	25.74	60.5
02/16/2017 19:30	0.0	63.61	60.7	0.0	26.04	71.5	0.0	24.69	61.0	62.5	66.4	0.0	25.66	60.4
02/16/2017 19:40	0.0	63.72	61.1	0.0	25.89	69.6	0.0	24.69	61.0	62.2	65.9	0.0	25.64	60.7
02/16/2017 19:50	0.0	63.91	61.3	0.0	25.88	68.4	0.0	24.77	61.3	62.1	65.6	0.0	25.66	61.1
02/16/2017 20:00	0.0	63.94	61.1	0.0	25.77	67.4	0.0	24.75	61.1	61.9	65.2	0.0	25.62	60.8
02/16/2017 20:10	0.0	63.72	60.6	0.0	25.54	66.6	0.0	24.66	60.7	61.6	64.6	0.0	25.51	60.5
02/16/2017 20:20	0.0	63.43	60.4	0.0	25.33	65.6	0.0	24.57	60.4	61.2	64.1	0.0	25.39	60.2
02/16/2017 20:30	0.0	63.12	59.9	0.0	25.16	64.8	0.0	24.46	60.1	60.9	63.7	0.0	25.25	59.9
02/16/2017 20:40	0.0	62.83	59.8	0.0	25.02	64.3	0.0	24.38	59.9	60.6	63.5	0.0	25.16	59.7
02/16/2017 20:50	0.0	62.57	59.6	0.0	24.92	63.8	0.0	24.31	59.8	60.4	63.3	0.0	25.07	59.5
02/16/2017 21:00	0.0	62.33	59.3	0.0	24.83	63.5	0.0	24.21	59.4	60.0	63.1	0.0	24.97	59.2
02/16/2017 21:10	0.0	62.07	59.0	0.0	24.74	63.4	0.0	24.09	59.2	59.8	62.9	0.0	24.87	59.0
02/16/2017 21:20	0.0	61.82	58.7	0.0	24.64	63.2	0.0	24.00	58.9	59.6	62.6	0.0	24.80	58.8
02/16/2017 21:30	0.0	61.55	58.5	0.0	24.52	63.0	0.0	23.91	58.7	59.4	62.4	0.0	24.70	58.5
02/16/2017 21:40	0.0	61.29	58.2	0.0	24.39	62.7	0.0	23.80	58.5	59.1	62.2	0.0	24.59	58.2
02/16/2017 21:50	0.0	61.03	58.0	0.0	24.31	62.7	0.0	23.70	58.2	58.9	62.2	0.0	24.51	58.0
02/16/2017 22:00	0.0	60.85	57.7	0.0	24.19	62.8	0.0	23.57	57.7	58.6	62.1	0.0	24.42	57.7
02/16/2017 22:10	0.0	60.58	57.3	0.0	24.07	62.7	0.0	23.45	57.3	58.4	61.9	0.0	24.32	57.4
02/16/2017 22:20	0.0	60.19	56.6	0.0	23.87	63.0	0.0	23.25	56.7	58.0	61.8	0.0	24.14	56.6
02/16/2017 22:30	0.0	59.70	55.9	0.0	23.67	63.3	0.0	23.02	55.9	57.4	61.7	0.0	23.90	55.7
02/16/2017 22:40	0.0	59.20	55.4	0.0	23.47	63.4	0.0	22.82	55.6	57.0	61.3	0.0	23.70	55.3
02/16/2017 22:50	0.0	58.73	55.0	0.0	23.30	63.1	0.0	22.67	55.2	56.6	60.9	0.0	23.53	55.0
02/16/2017 23:00	0.0	58.45	55.1	0.0	23.24	62.4	0.0	22.57	55.3	56.4	60.6	0.0	23.46	55.2
02/16/2017 23:10	0.0	58.37	55.2	0.0	23.24	61.6	0.0	22.56	55.5	56.4	60.4	0.0	23.46	55.5
02/16/2017 23:20	0.0	58.47	55.7	0.0	23.28	61.0	0.0	22.64	55.9	56.5	60.3	0.0	23.52	55.9
02/16/2017 23:30	0.0	58.58	55.9	0.0	23.34	60.7	0.0	22.71	56.1	56.6	60.4	0.0	23.56	55.9
02/16/2017 23:40	0.0	58.67	55.8	0.0	23.32	60.4	0.0	22.75	56.1	56.6	60.2	0.0	23.56	55.9
02/16/2017 23:50	0.0	58.70	55.8	0.0	23.27	60.1	0.0	22.77	55.9	56.5	60.0	0.0	23.55	55.8
02/17/2017 00:00	0.0	58.70	55.8	0.0	23.24	60.0	0.0	22.75	55.9	56.4	59.9	0.0	23.54	55.7
02/17/2017 00:10	0.0	58.62	55.7	0.0	23.21	59.8	0.0	22.72	55.8	56.4	59.8	0.0	23.51	55.6
02/17/2017 00:20	0.0	58.54	55.5	0.0	23.12	59.6	0.0	22.67	55.6	56.2	59.7	0.0	23.45	55.5
02/17/2017 00:30	0.0	58.41	55.4	0.0	23.06	59.4	0.0	22.61	55.4	56.1	59.6	0.0	23.38	55.2
02/17/2017 00:40	0.0	58.28	55.3	0.0	23.00	59.5	0.0	22.54	55.2	56.0	59.5	0.0	23.34	55.2
02/17/2017 00:50	0.0	58.15	55.1	0.0	22.93	59.4	0.0	22.48	55.2	55.8	59.4	0.0	23.28	54.9

Date/Time	GW2i F	GW2i T	GW2o	GW3i F	GW3i T	GW3o	GW4i F	GW4i T	GW4o	GW5i	GW5o	GW6i F	GW6i T	GW6o
02/17/2017 01:00	0.0	57.82	54.4	0.0	22.82	59.5	0.0	22.37	54.6	55.5	59.5	0.0	23.14	54.3
02/17/2017 01:10	0.0	57.36	53.7	0.0	22.68	59.6	0.0	22.20	54.0	55.0	59.4	0.0	22.97	53.7
02/17/2017 01:20	0.0	56.89	53.2	0.0	22.52	59.5	0.0	22.02	53.7	54.7	59.0	0.0	22.82	53.5
02/17/2017 01:30	0.0	56.60	53.2	0.0	22.42	59.0	0.0	21.96	53.7	54.5	58.7	0.0	22.74	53.4
02/17/2017 01:40	0.0	56.50	53.4	0.0	22.37	58.5	0.0	21.92	53.7	54.4	58.5	0.0	22.69	53.4
02/17/2017 01:50	0.0	56.39	53.3	0.0	22.30	58.1	0.0	21.85	53.4	54.2	58.2	0.0	22.63	53.3
02/17/2017 02:00	0.0	56.19	53.1	0.0	22.20	57.7	0.0	21.76	53.1	53.9	58.0	0.0	22.55	53.0
02/17/2017 02:10	0.0	55.98	52.7	0.0	22.13	57.6	0.0	21.69	53.0	53.8	57.9	0.0	22.47	52.9
02/17/2017 02:20	0.0	55.81	52.6	0.0	22.05	57.4	0.0	21.61	52.7	53.6	57.8	0.0	22.39	52.6
02/17/2017 02:30	0.0	55.58	52.3	0.0	21.95	57.1	0.0	21.50	52.4	53.3	57.5	0.0	22.28	52.2
02/17/2017 02:40	0.0	55.36	52.1	0.0	21.86	56.7	0.0	21.40	52.2	53.0	57.2	0.0	22.18	52.0
02/17/2017 02:50	0.0	55.09	51.9	0.0	21.80	56.3	0.0	21.29	51.9	52.9	57.0	0.0	22.09	51.9
02/17/2017 03:00	0.0	54.84	51.6	0.0	21.76	56.1	0.0	21.20	51.7	52.7	56.9	0.0	22.00	51.6
02/17/2017 03:10	0.0	54.62	51.4	0.0	21.69	55.9	0.0	21.12	51.5	52.4	56.7	0.0	21.90	51.4
02/17/2017 03:20	0.0	54.38	51.2	0.0	21.60	55.5	0.0	21.02	51.3	52.2	56.4	0.0	21.81	51.1
02/17/2017 03:30	0.0	54.15	51.0	0.0	21.55	55.4	0.0	20.96	51.2	52.1	56.3	0.0	21.75	51.1
02/17/2017 03:40	0.0	54.02	50.9	0.0	21.49	55.1	0.0	20.91	51.0	51.9	56.2	0.0	21.69	50.9
02/17/2017 03:50	0.0	53.83	50.7	0.0	21.42	54.8	0.0	20.83	50.9	51.7	56.0	0.0	21.62	50.7
02/17/2017 04:00	0.0	53.66	50.5	0.0	21.34	54.7	0.0	20.77	50.7	51.6	55.9	0.0	21.55	50.6
02/17/2017 04:10	0.0	53.53	50.4	0.0	21.32	54.6	0.0	20.70	50.5	51.4	55.8	0.0	21.49	50.4
02/17/2017 04:20	0.0	53.41	50.3	0.0	21.28	54.6	0.0	20.66	50.4	51.3	55.7	0.0	21.43	50.2
02/17/2017 04:30	0.0	53.26	50.1	0.0	21.28	54.7	0.0	20.60	50.3	51.1	55.8	0.0	21.38	50.0
02/17/2017 04:40	0.0	53.15	49.9	0.0	21.26	54.9	0.0	20.55	50.1	51.0	55.8	0.0	21.33	49.9
02/17/2017 04:50	0.0	53.03	49.8	0.0	21.20	55.1	0.0	20.49	50.0	51.0	55.8	0.0	21.28	49.7
02/17/2017 05:00	0.0	53.00	49.9	0.0	21.18	55.1	0.0	20.43	49.9	50.9	55.8	0.0	21.27	49.7
02/17/2017 05:10	0.0	52.86	49.6	0.0	21.11	55.1	0.0	20.39	49.7	50.8	55.7	0.0	21.20	49.5
02/17/2017 05:20	0.0	52.74	49.6	0.0	21.07	54.9	0.0	20.33	49.6	50.7	55.5	0.0	21.16	49.5
02/17/2017 05:30	0.0	52.70	49.6	0.0	21.03	54.6	0.0	20.30	49.6	50.6	55.4	0.0	21.14	49.4
02/17/2017 05:40	0.0	52.60	49.4	0.0	20.98	54.4	0.0	20.26	49.5	50.5	55.4	0.0	21.09	49.3
02/17/2017 05:50	0.0	52.43	49.1	0.0	20.93	54.4	0.0	20.20	49.3	50.3	55.3	0.0	21.02	49.0
02/17/2017 06:00	0.0	52.21	48.8	0.0	20.84	54.5	0.0	20.11	48.9	50.1	55.2	0.0	20.93	48.7
02/17/2017 06:10	0.0	52.05	48.7	0.0	20.80	54.4	0.0	20.04	48.8	50.0	55.1	0.0	20.86	48.5
02/17/2017 06:20	0.0	51.86	48.5	0.0	20.72	54.1	0.0	19.98	48.7	49.8	55.0	0.0	20.81	48.5
02/17/2017 06:30	0.0	51.76	48.5	0.0	20.67	54.0	0.0	19.90	48.5	49.8	54.9	0.0	20.76	48.4
02/17/2017 06:40	0.0	51.60	48.3	0.0	20.60	53.8	0.0	19.86	48.5	49.6	54.8	0.0	20.72	48.3

Date/Time	GW2i F	GW2i T	GW2o	GW3i F	GW3i T	GW3o	GW4i F	GW4i T	GW4o	GW5i	GW5o	GW6i F	GW6i T	GW6o
02/17/2017 06:50	0.0	51.48	48.2	0.0	20.55	53.8	0.0	19.84	48.4	49.5	54.7	0.0	20.68	48.3
02/17/2017 07:00	0.0	51.40	48.1	0.0	20.50	53.6	0.0	19.80	48.2	49.4	54.7	0.0	20.64	48.1
02/17/2017 07:10	0.0	51.45	48.4	0.0	20.48	53.8	0.0	19.77	48.6	49.6	54.8	0.0	20.61	48.4
02/17/2017 07:20	0.0	52.35	50.0	0.0	20.64	54.8	0.0	19.79	50.1	50.6	55.7	0.0	20.75	50.4
02/17/2017 07:30	0.0	53.97	51.9	0.0	21.13	56.1	0.0	20.09	51.9	52.1	56.6	0.0	21.04	52.0
02/17/2017 07:40	0.0	55.56	53.5	0.0	21.82	57.2	0.0	20.69	53.3	53.6	57.4	0.0	21.36	53.3
02/17/2017 07:50	0.0	56.96	54.8	0.0	22.48	58.1	0.0	21.30	54.4	54.7	58.0	0.0	21.68	54.3
02/17/2017 08:00	0.0	58.33	56.1	0.0	23.09	59.4	0.0	21.88	55.9	55.8	58.7	0.0	21.98	55.4
02/17/2017 08:10	0.0	59.49	57.1	0.0	23.64	60.5	0.0	22.41	57.1	56.8	59.4	0.0	22.27	56.6
02/17/2017 08:20	0.0	60.43	57.9	0.0	24.05	60.9	0.0	22.85	58.0	57.6	59.8	0.0	22.53	57.3
02/17/2017 08:30	0.0	61.34	59.0	0.0	24.42	61.6	0.0	23.24	58.8	58.4	60.5	0.0	22.78	57.9
02/17/2017 08:40	0.0	62.23	59.9	0.0	24.80	62.3	0.0	23.61	59.7	59.2	61.2	0.0	23.05	59.0
02/17/2017 08:50	0.0	63.05	61.1	0.0	25.26	63.3	0.0	24.05	60.9	60.3	62.0	0.0	23.39	60.0
02/17/2017 09:00	0.0	63.95	62.5	0.0	25.65	64.4	0.0	24.48	62.0	61.2	62.7	0.0	23.72	60.9
02/17/2017 09:10	0.0	64.36	62.4	0.0	25.78	63.9	0.0	24.68	62.2	61.6	62.8	0.0	23.95	61.1
02/17/2017 09:20	0.0	64.72	63.0	0.0	26.01	64.4	0.0	24.97	62.8	62.1	63.3	0.0	24.16	61.8
02/17/2017 09:30	0.0	65.09	63.5	0.0	26.12	64.3	0.0	25.13	63.2	62.6	63.5	0.0	24.34	62.0
02/17/2017 09:40	0.0	65.40	63.9	0.0	26.21	64.6	0.0	25.27	63.5	65.0	70.7	0.0	24.51	62.4
02/17/2017 09:50	0.0	65.11	63.0	0.0	26.01	64.4	0.0	25.19	62.6	65.7	82.3	0.0	24.57	61.5
02/17/2017 10:00	0.0	65.46	64.3	0.0	26.33	65.5	0.0	25.52	64.3	67.2	81.3	0.0	24.74	62.5
02/17/2017 10:10	0.0	66.20	65.6	0.0	26.72	66.3	0.0	25.95	65.6	68.6	81.3	0.0	25.10	63.8
02/17/2017 10:20	0.0	66.98	66.6	0.0	27.17	67.2	0.0	26.38	66.7	69.8	81.5	0.0	25.57	64.8
02/17/2017 10:30	0.0	67.91	68.0	0.0	27.59	68.4	0.0	26.78	67.9	70.8	81.7	0.0	26.06	65.8
02/17/2017 10:40	0.0	68.50	68.4	0.0	27.82	69.3	0.0	27.06	67.7	71.9	81.9	0.0	26.48	65.7
02/17/2017 10:50	0.0	68.83	68.4	0.0	27.97	69.4	0.0	27.25	68.3	72.6	82.1	0.0	26.80	66.4
02/17/2017 11:00	0.0	69.73	69.7	0.0	28.37	70.5	0.0	27.76	69.9	73.5	82.5	0.0	27.33	67.5
02/17/2017 11:10	0.0	70.54	70.5	0.0	28.50	71.2	0.0	28.06	69.6	74.3	82.8	0.0	27.72	67.5
02/17/2017 11:20	0.0	71.90	71.7	0.0	28.98	72.2	0.0	28.57	71.8	75.1	83.3	0.0	28.16	69.1
02/17/2017 11:30	0.0	73.33	73.2	0.0	29.52	73.5	0.0	29.23	73.4	76.0	83.8	0.0	28.77	70.5
02/17/2017 11:40	0.0	74.48	74.1	0.0	29.82	74.6	0.0	29.73	74.2	76.7	84.2	0.0	29.22	71.3
02/17/2017 11:50	0.0	75.70	75.0	0.0	30.04	76.4	0.0	30.29	75.8	77.5	84.7	0.0	29.28	72.5
02/17/2017 12:00	0.0	77.16	76.1	0.0	30.23	77.7	0.0	30.80	77.0	78.2	85.1	0.0	29.43	73.6
02/17/2017 12:10	0.0	78.31	76.6	0.0	30.26	78.0	0.0	31.08	76.9	78.8	85.6	0.0	29.86	73.6
02/17/2017 12:20	0.0	78.54	75.7	0.0	30.06	76.8	0.0	31.03	75.6	79.3	85.9	0.0	30.15	72.8
02/17/2017 12:30	0.0	79.61	77.1	0.0	30.45	78.3	0.0	31.28	77.1	80.0	86.3	0.0	30.14	73.1

Date/Time	GW2i F	GW2i T	GW2o	GW3i F	GW3i T	GW3o	GW4i F	GW4i T	GW4o	GW5i	GW5o	GW6i F	GW6i T	GW6o
02/17/2017 12:40	0.0	81.06	78.2	0.0	30.72	79.5	0.0	31.61	78.4	80.6	86.7	0.0	30.05	73.7
02/17/2017 12:50	0.0	81.97	78.3	0.0	30.98	79.9	0.0	31.79	78.4	81.1	87.1	0.0	30.32	73.3
02/17/2017 13:00	0.0	83.08	79.1	0.0	31.41	81.2	0.0	32.13	79.3	81.6	87.4	0.0	31.01	73.6
02/17/2017 13:10	0.0	84.02	79.4	0.0	31.85	82.3	0.0	32.47	79.9	82.1	87.8	0.0	31.69	74.0
02/17/2017 13:20	0.0	84.64	79.3	0.0	32.20	81.8	0.0	32.54	79.3	82.4	88.1	0.0	32.04	74.3
02/17/2017 13:30	0.0	85.14	79.5	0.0	32.62	82.0	0.0	32.60	79.3	82.9	88.3	0.0	32.19	74.8
02/17/2017 13:40	0.0	85.72	79.8	0.0	32.84	82.0	0.0	32.62	79.3	83.2	88.6	0.0	32.26	75.4
02/17/2017 13:50	0.0	86.17	79.8	0.0	33.16	83.3	0.0	32.80	79.6	83.6	88.9	0.0	32.34	76.0
02/17/2017 14:00	0.0	86.85	80.1	0.0	33.49	83.9	0.0	32.94	80.0	84.0	89.2	0.0	32.56	77.3
02/17/2017 14:10	0.0	87.22	80.0	0.0	33.57	83.7	0.0	32.80	79.6	84.3	89.4	0.0	32.76	77.7
02/17/2017 14:20	0.0	87.38	80.0	0.0	33.69	84.0	0.0	32.73	79.7	84.5	89.6	0.0	32.80	77.7
02/17/2017 14:30	0.0	88.08	80.6	0.0	34.10	85.7	0.0	33.01	80.4	84.9	89.8	0.0	33.04	78.8
02/17/2017 14:40	0.0	88.59	80.4	0.0	34.17	85.6	0.0	33.14	80.7	85.2	90.1	0.0	33.26	79.3
02/17/2017 14:50	0.0	88.63	80.2	0.0	34.23	86.0	0.0	33.23	80.1	85.5	90.3	0.0	33.36	79.6
02/17/2017 15:00	0.0	88.48	79.5	0.0	34.20	85.5	0.0	33.16	79.7	85.6	90.4	0.0	33.31	79.2
02/17/2017 15:10	0.0	88.16	79.6	0.0	34.16	85.8	0.0	33.13	79.2	85.9	90.6	0.0	33.30	79.4
02/17/2017 15:20	0.0	87.50	78.9	0.0	34.02	84.9	0.0	33.00	78.8	86.1	90.8	0.0	33.25	79.4
02/17/2017 15:30	0.0	87.33	78.7	0.0	33.93	85.1	0.0	32.94	78.6	86.3	90.9	0.0	33.27	79.7
02/17/2017 15:40	0.0	87.14	78.3	0.0	33.68	85.4	0.0	32.88	78.3	86.5	91.0	0.0	33.26	79.7
02/17/2017 15:50	0.0	86.88	77.8	0.0	33.45	85.0	0.0	32.85	78.0	86.6	91.1	0.0	33.19	79.4
02/17/2017 16:00	0.0	86.51	77.3	0.0	32.98	84.5	0.0	32.69	77.3	86.7	91.3	0.0	33.12	79.5
02/17/2017 16:10	0.0	86.58	77.3	0.0	32.66	85.2	0.0	32.68	77.2	86.8	91.3	0.0	33.04	79.7
02/17/2017 16:20	0.0	86.91	76.8	0.0	32.97	86.1	0.0	32.70	77.0	86.8	91.3	0.0	33.02	79.7
02/17/2017 16:30	0.0	86.99	76.4	0.0	33.16	86.8	0.0	32.65	76.7	86.9	91.3	0.0	32.88	79.2
02/17/2017 16:40	0.0	86.82	75.9	0.0	33.21	86.4	0.0	32.59	76.1	86.9	91.4	0.0	32.64	79.0
02/17/2017 16:50	0.0	86.58	75.6	0.0	33.11	86.1	0.0	32.43	75.6	86.9	91.4	0.0	32.30	78.7
02/17/2017 17:00	0.0	85.58	74.7	0.0	32.81	85.0	0.0	32.10	74.9	86.9	91.3	0.0	31.81	77.9
02/17/2017 17:10	0.0	84.33	74.1	0.0	32.48	84.3	0.0	31.77	74.3	86.8	91.3	0.0	31.25	77.2
02/17/2017 17:20	0.0	83.30	73.6	0.0	32.12	83.8	0.0	31.42	73.7	86.7	91.2	0.0	30.71	75.9
02/17/2017 17:30	0.0	82.03	72.9	0.0	31.62	83.5	0.0	30.98	72.9	86.5	91.1	0.0	30.23	74.4
02/17/2017 17:40	0.0	80.34	71.7	0.0	31.04	82.9	0.0	30.42	71.7	86.2	90.9	0.0	29.79	72.6
02/17/2017 17:50	0.0	77.72	69.9	0.0	30.19	80.8	0.0	29.56	69.8	86.0	90.6	0.0	29.35	70.1
02/17/2017 18:00	0.0	75.11	68.5	0.0	29.46	79.6	0.0	28.74	68.2	85.8	90.4	0.0	28.92	68.0
02/17/2017 18:10	0.0	72.98	67.3	0.0	29.11	79.7	0.0	28.10	67.2	85.7	90.3	0.0	28.55	66.8
02/17/2017 18:20	0.0	71.32	66.5	0.0	28.93	80.3	0.0	27.68	66.7	85.6	90.2	0.0	28.30	65.9

Date/Time	GW2i F	GW2i T	GW2o	GW3i F	GW3i T	GW3o	GW4i F	GW4i T	GW4o	GW5i	GW5o	GW6i F	GW6i T	GW6o
02/17/2017 18:30	0.0	70.21	66.0	0.0	28.47	80.9	0.0	27.34	66.3	85.4	90.0	0.0	27.98	64.8
02/17/2017 18:40	0.0	69.49	65.7	0.0	28.15	80.1	0.0	27.08	66.0	85.3	89.8	0.0	27.66	64.0
02/17/2017 18:50	0.0	69.05	65.7	0.0	27.95	78.3	0.0	26.90	65.8	85.2	89.6	0.0	27.46	64.2
02/17/2017 19:00	0.0	68.87	65.9	0.0	28.03	76.9	0.0	26.79	65.8	84.9	89.5	0.0	27.39	64.3
02/17/2017 19:10	0.0	68.66	65.7	0.0	28.00	76.2	0.0	26.64	65.4	84.8	89.4	0.0	27.29	64.1
02/17/2017 19:20	0.0	68.46	65.4	0.0	27.88	75.6	0.0	26.54	65.1	84.6	89.2	0.0	27.20	64.0
02/17/2017 19:30	0.0	68.01	64.7	0.0	27.62	75.1	0.0	26.36	64.6	84.4	89.0	0.0	27.05	63.5
02/17/2017 19:40	0.0	67.53	64.3	0.0	27.46	74.2	0.0	26.21	64.3	84.3	88.9	0.0	26.89	63.1
02/17/2017 19:50	0.0	67.19	64.1	0.0	27.43	73.3	0.0	26.08	64.1	84.1	88.7	0.0	26.79	63.0
02/17/2017 20:00	0.0	67.02	64.1	0.0	27.41	72.7	0.0	26.01	64.0	83.9	88.6	0.0	26.73	63.0
02/17/2017 20:10	0.0	67.00	64.3	0.0	27.42	71.7	0.0	25.96	64.0	83.8	88.4	0.0	26.69	63.1
02/17/2017 20:20	0.0	67.08	64.4	0.0	27.46	70.9	0.0	25.98	64.1	83.6	88.2	0.0	26.71	63.3
02/17/2017 20:30	0.0	66.80	63.7	0.0	27.27	70.9	0.0	25.87	63.6	83.5	88.1	0.0	26.62	62.8
02/17/2017 20:40	0.0	66.15	62.6	0.0	26.91	70.6	0.0	25.63	62.7	83.2	87.9	0.0	26.43	62.1
02/17/2017 20:50	0.0	65.61	62.2	0.0	26.71	69.4	0.0	25.42	62.1	83.0	87.7	0.0	26.20	61.5
02/17/2017 21:00	0.0	65.27	62.2	0.0	26.64	68.0	0.0	25.30	62.0	82.8	87.5	0.0	26.04	61.4
02/17/2017 21:10	0.0	65.05	62.1	0.0	26.57	67.2	0.0	25.24	62.0	82.6	87.2	0.0	25.93	61.4
02/17/2017 21:20	0.0	64.84	61.8	0.0	26.48	67.0	0.0	25.12	61.6	82.4	87.0	0.0	25.82	61.1
02/17/2017 21:30	0.0	64.54	61.3	0.0	26.40	67.0	0.0	24.95	61.1	82.3	86.9	0.0	25.69	60.7
02/17/2017 21:40	0.0	64.16	60.8	0.0	26.28	67.1	0.0	24.79	60.6	82.1	86.8	0.0	25.53	60.1
02/17/2017 21:50	0.0	63.79	60.4	0.0	26.16	67.0	0.0	24.67	60.3	81.9	86.6	0.0	25.39	59.8
02/17/2017 22:00	0.0	63.43	60.2	0.0	26.07	66.8	0.0	24.57	60.2	81.7	86.4	0.0	25.30	59.7
02/17/2017 22:10	0.0	63.19	60.0	0.0	26.00	66.3	0.0	24.49	60.1	81.6	86.3	0.0	25.20	59.6
02/17/2017 22:20	0.0	63.00	59.9	0.0	25.93	65.9	0.0	24.42	59.9	81.5	86.1	0.0	25.11	59.3
02/17/2017 22:30	0.0	62.86	59.8	0.0	25.84	65.6	0.0	24.34	59.7	81.3	86.0	0.0	25.00	59.0
02/17/2017 22:40	0.0	62.72	59.6	0.0	25.78	65.6	0.0	24.26	59.6	81.2	85.8	0.0	24.95	59.1
02/17/2017 22:50	0.0	62.59	59.5	0.0	25.72	65.7	0.0	24.21	59.4	81.0	85.7	0.0	24.91	58.9
02/17/2017 23:00	0.0	62.45	59.2	0.0	25.63	65.9	0.0	24.16	59.3	80.9	85.6	0.0	24.86	58.7
02/17/2017 23:10	0.0	62.36	59.2	0.0	25.59	65.7	0.0	24.12	59.3	80.8	85.4	0.0	24.80	58.7
02/17/2017 23:20	0.0	62.49	59.7	0.0	25.49	64.9	0.0	24.16	59.7	80.7	85.3	0.0	24.86	59.2
02/17/2017 23:30	0.0	62.60	59.9	0.0	25.38	64.4	0.0	24.24	59.8	80.5	85.1	0.0	24.95	59.6
02/17/2017 23:40	0.0	62.59	59.6	0.0	25.13	64.2	0.0	24.24	59.7	80.3	85.0	0.0	24.96	59.5
02/17/2017 23:50	0.0	62.44	59.3	0.0	24.93	63.8	0.0	24.18	59.5	80.2	84.9	0.0	24.92	59.3
02/18/2017 00:00	0.0	62.17	58.9	0.0	24.74	63.1	0.0	24.07	59.0	80.0	84.7	0.0	24.82	58.9
02/18/2017 00:10	0.0	61.87	58.6	0.0	24.59	62.8	0.0	23.93	58.6	79.9	84.5	0.0	24.68	58.4

Date/Time	GW2i F	GW2i T	GW2o	GW3i F	GW3i T	GW3o	GW4i F	GW4i T	GW4o	GW5i	GW5o	GW6i F	GW6i T	GW6o
02/18/2017 00:20	0.0	61.63	58.4	0.0	24.50	62.6	0.0	23.82	58.5	79.7	84.4	0.0	24.57	58.2
02/18/2017 00:30	0.0	61.44	58.2	0.0	24.42	62.6	0.0	23.74	58.3	79.6	84.2	0.0	24.50	58.1
02/18/2017 00:40	0.0	61.30	58.2	0.0	24.43	62.6	0.0	23.71	58.3	79.5	84.2	0.0	24.44	58.0
02/18/2017 00:50	0.0	61.31	58.3	0.0	24.48	62.8	0.0	23.71	58.5	79.4	84.1	0.0	24.43	58.2
02/18/2017 01:00	0.0	61.42	58.4	0.0	24.53	63.1	0.0	23.72	58.4	79.4	84.0	0.0	24.41	58.1
02/18/2017 01:10	0.0	61.50	58.5	0.0	24.62	63.4	0.0	23.72	58.5	79.3	83.9	0.0	24.44	58.2
02/18/2017 01:20	0.0	61.53	58.5	0.0	24.71	63.5	0.0	23.75	58.5	79.3	83.9	0.0	24.44	58.2
02/18/2017 01:30	0.0	61.55	58.4	0.0	24.83	64.0	0.0	23.74	58.4	79.3	83.8	0.0	24.43	58.0
02/18/2017 01:40	0.0	61.39	58.1	0.0	24.95	63.9	0.0	23.70	58.1	79.1	83.7	0.0	24.37	57.7
02/18/2017 01:50	0.0	61.05	57.6	0.0	24.91	63.4	0.0	23.58	57.6	79.0	83.6	0.0	24.25	57.2
02/18/2017 02:00	0.0	60.76	57.3	0.0	24.81	63.2	0.0	23.45	57.2	79.0	83.4	0.0	24.15	56.8
02/18/2017 02:10	0.0	60.45	57.0	0.0	24.78	63.3	0.0	23.35	57.0	78.8	83.4	0.0	24.05	56.5
02/18/2017 02:20	0.0	60.17	56.8	0.0	24.70	63.6	0.0	23.24	56.8	78.8	83.3	0.0	23.95	56.2
02/18/2017 02:30	0.0	60.16	57.1	0.0	24.71	63.7	0.0	23.23	57.0	78.8	83.3	0.0	23.94	56.5
02/18/2017 02:40	0.0	60.37	57.4	0.0	24.72	63.6	0.0	23.30	57.4	78.7	83.2	0.0	23.99	56.9
02/18/2017 02:50	0.0	60.50	57.3	0.0	24.75	63.7	0.0	23.33	57.4	78.6	83.1	0.0	24.01	56.9
02/18/2017 03:00	0.0	60.35	56.9	0.0	24.78	63.7	0.0	23.29	57.0	78.5	83.0	0.0	23.99	56.6
02/18/2017 03:10	0.0	60.06	56.5	0.0	24.58	62.9	0.0	23.17	56.5	78.4	82.9	0.0	23.90	56.2
02/18/2017 03:20	0.0	59.72	56.1	0.0	24.23	62.4	0.0	23.03	56.2	78.2	82.8	0.0	23.79	55.9
02/18/2017 03:30	0.0	59.42	55.7	0.0	23.89	62.4	0.0	22.91	55.9	78.1	82.6	0.0	23.69	55.6
02/18/2017 03:40	0.0	59.11	55.3	0.0	23.59	62.5	0.0	22.78	55.4	78.0	82.5	0.0	23.55	55.2
02/18/2017 03:50	0.0	58.91	55.3	0.0	23.58	62.2	0.0	22.68	55.5	77.9	82.5	0.0	23.45	55.2
02/18/2017 04:00	0.0	58.97	55.6	0.0	23.50	62.0	0.0	22.71	55.9	77.8	82.3	0.0	23.47	55.6
02/18/2017 04:10	0.0	59.00	55.5	0.0	23.37	62.4	0.0	22.72	55.7	77.7	82.3	0.0	23.46	55.5
02/18/2017 04:20	0.0	58.93	55.2	0.0	23.23	62.4	0.0	22.66	55.4	77.6	82.1	0.0	23.38	55.2
02/18/2017 04:30	0.0	58.63	54.1	0.0	23.08	61.1	0.0	22.48	54.0	77.4	81.9	0.0	23.19	53.9
02/18/2017 04:40	0.0	57.15	51.3	0.0	22.80	57.6	0.0	21.88	51.4	76.9	81.6	0.0	22.52	51.4
02/18/2017 04:50	0.0	56.17	51.4	0.0	22.72	60.3	0.0	21.69	51.4	77.0	81.5	0.0	22.22	51.7
02/18/2017 05:00	0.0	56.12	52.4	0.0	22.79	62.4	0.0	21.68	52.2	77.0	81.6	0.0	22.29	52.6
02/18/2017 05:10	0.0	56.46	53.1	0.0	22.95	63.5	0.0	21.73	53.0	77.0	81.6	0.0	22.43	53.1
02/18/2017 05:20	0.0	56.75	53.6	0.0	23.14	63.6	0.0	21.82	53.5	77.0	81.5	0.0	22.58	53.3
02/18/2017 05:30	0.0	57.02	53.9	0.0	23.34	64.6	0.0	21.87	54.0	77.0	81.5	0.0	22.70	53.5
02/18/2017 05:40	0.0	57.39	54.2	0.0	23.48	65.4	0.0	21.96	54.3	77.0	81.5	0.0	22.83	53.7
02/18/2017 05:50	0.0	57.76	54.6	0.0	23.70	65.3	0.0	22.09	54.8	77.0	81.5	0.0	22.96	54.1
02/18/2017 06:00	0.0	58.00	54.8	0.0	23.87	64.6	0.0	22.20	55.0	76.9	81.4	0.0	23.07	54.3

Date/Time	GW2i F	GW2i T	GW2o	GW3i F	GW3i T	GW3o	GW4i F	GW4i T	GW4o	GW5i	GW5o	GW6i F	GW6i T	GW6o
02/18/2017 06:10	0.0	57.95	54.5	0.0	23.91	62.9	0.0	22.21	54.6	76.9	81.3	0.0	23.07	54.3
02/18/2017 06:20	0.0	57.70	54.2	0.0	23.85	61.7	0.0	22.18	54.4	76.7	81.2	0.0	23.00	54.1
02/18/2017 06:30	0.0	57.38	53.9	0.0	23.73	60.5	0.0	22.11	54.1	76.6	81.0	0.0	22.88	53.7
02/18/2017 06:40	0.0	57.09	53.8	0.0	23.59	59.2	0.0	22.05	54.0	76.4	80.9	0.0	22.78	53.5
02/18/2017 06:50	0.0	56.85	53.7	0.0	23.44	58.5	0.0	21.99	53.8	76.3	80.8	0.0	22.68	53.3
02/18/2017 07:00	0.0	56.73	53.6	0.0	23.36	58.8	0.0	21.96	53.8	76.3	80.7	0.0	22.64	53.3
02/18/2017 07:10	0.0	56.72	53.7	0.0	23.36	59.0	0.0	21.96	53.8	76.1	80.6	0.0	22.64	53.4
02/18/2017 07:20	0.0	56.84	53.8	0.0	23.27	59.5	0.0	21.95	53.8	76.1	80.6	0.0	22.64	53.6
02/18/2017 07:30	0.0	57.09	54.1	0.0	23.02	59.2	0.0	22.00	54.2	76.0	80.5	0.0	22.73	54.1
02/18/2017 07:40	0.0	57.30	54.3	0.0	22.85	59.0	0.0	22.06	54.5	75.9	80.3	0.0	22.78	54.3
02/18/2017 07:50	0.0	57.48	54.5	0.0	22.80	59.0	0.0	22.12	54.7	75.9	80.3	0.0	22.83	54.5
02/18/2017 08:00	0.0	57.75	54.8	0.0	22.84	59.3	0.0	22.20	55.0	75.9	80.3	0.0	22.91	54.8
02/18/2017 08:10	0.0	58.15	55.2	0.0	22.93	59.8	0.0	22.32	55.4	75.9	80.3	0.0	23.04	55.3
02/18/2017 08:20	0.0	58.59	55.6	0.0	23.01	60.3	0.0	22.45	55.8	75.9	80.3	0.0	23.16	55.6
02/18/2017 08:30	0.0	58.94	55.9	0.0	23.09	60.4	0.0	22.57	56.0	75.8	80.2	0.0	23.27	55.8
02/18/2017 08:40	0.0	59.23	56.2	0.0	23.18	60.5	0.0	22.70	56.4	75.8	80.2	0.0	23.38	56.1
02/18/2017 08:50	0.0	59.67	56.8	0.0	23.44	61.1	0.0	22.84	56.9	75.9	80.2	0.0	23.52	56.7
02/18/2017 09:00	0.0	60.28	57.5	0.0	23.67	61.8	0.0	23.02	57.5	75.9	80.3	0.0	23.70	57.3
02/18/2017 09:10	0.0	60.93	58.2	0.0	23.90	62.6	0.0	23.24	58.3	76.1	80.3	0.0	23.89	57.8
02/18/2017 09:20	0.0	61.65	59.0	0.0	24.17	63.3	0.0	23.49	59.0	76.2	80.4	0.0	24.11	58.5
02/18/2017 09:30	0.0	62.26	59.4	0.0	24.41	63.9	0.0	23.72	59.5	76.2	80.5	0.0	24.32	59.1
02/18/2017 09:40	0.0	62.77	59.8	0.0	24.57	64.4	0.0	23.91	59.9	76.3	80.5	0.0	24.51	59.6
02/18/2017 09:50	0.0	63.16	60.1	0.0	24.71	64.6	0.0	24.10	60.4	76.4	80.6	0.0	24.70	60.1
02/18/2017 10:00	0.0	63.70	60.8	0.0	24.94	65.6	0.0	24.32	61.1	76.5	80.7	0.0	24.94	60.8
02/18/2017 10:10	0.0	64.34	61.6	0.0	25.18	65.8	0.0	24.56	61.6	76.7	80.8	0.0	25.12	61.3
02/18/2017 10:20	0.0	64.96	61.9	0.0	25.42	66.5	0.0	24.80	62.3	76.8	80.9	0.0	25.29	61.8
02/18/2017 10:30	0.0	65.61	62.8	0.0	25.69	67.3	0.0	25.05	63.0	77.0	81.0	0.0	25.52	62.5
02/18/2017 10:40	0.0	66.25	63.4	0.0	25.95	67.4	0.0	25.30	63.5	77.1	81.1	0.0	25.73	62.9
02/18/2017 10:50	0.0	66.90	64.1	0.0	26.18	68.2	0.0	25.56	64.3	77.3	81.2	0.0	25.92	63.7
02/18/2017 11:00	0.0	68.11	66.1	0.0	26.76	70.2	0.0	26.04	66.2	77.5	81.4	0.0	26.32	65.3
02/18/2017 11:10	0.0	69.55	67.9	0.0	27.40	71.8	0.0	26.65	68.1	77.9	81.7	0.0	26.80	66.7
02/18/2017 11:20	0.0	70.36	67.7	0.0	27.68	71.6	0.0	27.01	68.0	78.0	81.8	0.0	27.07	66.5
02/18/2017 11:30	0.0	70.46	67.3	0.0	27.73	71.2	0.0	27.06	67.3	78.1	81.9	0.0	27.16	66.5
02/18/2017 11:40	0.0	70.03	65.8	0.0	27.49	70.1	0.0	26.98	66.2	78.1	82.0	0.0	27.10	65.6
02/18/2017 11:50	0.0	69.13	64.3	0.0	27.08	68.5	0.0	26.61	64.7	78.1	81.9	0.0	26.78	64.1

Date/Time	GW2i F	GW2i T	GW2o	GW3i F	GW3i T	GW3o	GW4i F	GW4i T	GW4o	GW5i	GW5o	GW6i F	GW6i T	GW6o
02/18/2017 12:00	0.0	68.55	64.1	0.0	26.84	68.5	0.0	26.39	64.5	78.1	82.0	0.0	26.55	63.9
02/18/2017 12:10	0.0	68.38	64.4	0.0	26.80	68.9	0.0	26.32	65.0	78.3	82.1	0.0	26.48	64.2
02/18/2017 12:20	0.0	68.52	65.0	0.0	26.88	69.3	0.0	26.36	65.5	78.4	82.2	0.0	26.55	64.8
02/18/2017 12:30	0.0	68.96	65.7	0.0	27.08	70.3	0.0	26.48	65.9	78.5	82.3	0.0	26.66	65.3
02/18/2017 12:40	0.0	69.12	65.4	0.0	27.07	70.0	0.0	26.46	65.3	78.5	82.3	0.0	26.68	64.6
02/18/2017 12:50	0.0	68.30	63.5	0.0	26.68	68.1	0.0	26.13	63.5	78.3	82.2	0.0	26.43	62.9
02/18/2017 13:00	0.0	67.19	62.2	0.0	26.23	67.1	0.0	25.76	62.3	78.3	82.1	0.0	26.12	62.0
02/18/2017 13:10	0.0	66.28	61.6	0.0	25.91	66.9	0.0	25.49	61.8	78.3	82.1	0.0	25.90	61.6
02/18/2017 13:20	0.0	65.68	61.3	0.0	25.70	66.8	0.0	25.28	61.5	78.2	82.1	0.0	25.76	61.3
02/18/2017 13:30	0.0	65.24	61.1	0.0	25.55	66.5	0.0	25.12	61.3	78.2	82.1	0.0	25.64	61.1
02/18/2017 13:40	0.0	65.02	61.2	0.0	25.46	67.0	0.0	25.05	61.3	78.2	82.1	0.0	25.60	61.1
02/18/2017 13:50	0.0	65.00	61.2	0.0	25.44	67.9	0.0	25.00	61.4	78.2	82.1	0.0	25.57	61.1
02/18/2017 14:00	0.0	64.94	61.0	0.0	25.38	68.1	0.0	24.98	61.2	78.1	82.0	0.0	25.54	61.0
02/18/2017 14:10	0.0	64.90	60.9	0.0	25.31	67.8	0.0	24.97	61.2	78.2	82.0	0.0	25.52	61.1
02/18/2017 14:20	0.0	65.08	61.5	0.0	25.41	68.4	0.0	25.04	61.8	78.2	82.0	0.0	25.60	61.6
02/18/2017 14:30	0.0	65.45	62.1	0.0	25.57	68.5	0.0	25.11	62.2	78.2	82.0	0.0	25.65	61.9
02/18/2017 14:40	0.0	65.81	62.6	0.0	25.74	68.9	0.0	25.21	62.7	78.2	82.0	0.0	25.75	62.3
02/18/2017 14:50	0.0	66.39	63.3	0.0	25.98	69.3	0.0	25.36	63.4	78.4	82.1	0.0	25.92	63.0
02/18/2017 15:00	0.0	67.31	64.5	0.0	26.38	70.2	0.0	25.73	64.3	78.5	82.2	0.0	26.21	64.3
02/18/2017 15:10	0.0	68.69	65.5	0.0	27.04	70.7	0.0	26.30	65.5	78.6	82.4	0.0	26.70	65.3
02/18/2017 15:20	0.0	68.77	64.5	0.0	27.00	69.5	0.0	26.26	64.8	78.6	82.3	0.0	26.68	64.6
02/18/2017 15:30	0.0	68.38	63.9	0.0	26.83	68.9	0.0	26.13	64.2	78.6	82.4	0.0	26.51	63.8
02/18/2017 15:40	0.0	68.08	63.8	0.0	26.73	68.7	0.0	26.03	63.9	78.6	82.4	0.0	26.45	63.7
02/18/2017 15:50	0.0	67.85	63.7	0.0	26.69	68.8	0.0	25.95	63.7	78.7	82.4	0.0	26.42	63.5
02/18/2017 16:00	0.0	67.44	63.0	0.0	26.50	68.1	0.0	25.81	63.2	78.7	82.4	0.0	26.30	62.9
02/18/2017 16:10	0.0	66.79	62.4	0.0	26.44	67.7	0.0	25.63	62.6	78.6	82.3	0.0	26.14	62.4
02/18/2017 16:20	0.0	66.22	62.2	0.0	26.46	67.6	0.0	25.49	62.4	78.6	82.3	0.0	26.04	62.3
02/18/2017 16:30	0.0	65.67	61.7	0.0	26.43	67.1	0.0	25.32	61.9	78.5	82.3	0.0	25.91	61.8
02/18/2017 16:40	0.0	65.24	61.5	0.0	26.37	67.1	0.0	25.21	61.7	78.5	82.3	0.0	25.81	61.7
02/18/2017 16:50	0.0	64.98	61.4	0.0	26.33	67.0	0.0	25.11	61.5	78.5	82.3	0.0	25.75	61.5
02/18/2017 17:00	0.0	64.85	61.0	0.0	26.11	67.0	0.0	25.04	61.2	78.4	82.2	0.0	25.66	61.1
02/18/2017 17:10	0.0	64.68	60.7	0.0	25.79	67.2	0.0	24.94	60.8	78.3	82.0	0.0	25.54	60.6
02/18/2017 17:20	0.0	64.36	60.1	0.0	25.51	67.5	0.0	24.78	60.3	78.2	82.0	0.0	25.41	60.0
02/18/2017 17:30	0.0	63.99	59.7	0.0	25.45	68.4	0.0	24.62	59.8	78.2	82.0	0.0	25.28	59.5
02/18/2017 17:40	0.0	63.69	59.3	0.0	25.46	68.7	0.0	24.48	59.4	78.2	82.0	0.0	25.14	59.0

Date/Time	GW2i F	GW2i T	GW2o	GW3i F	GW3i T	GW3o	GW4i F	GW4i T	GW4o	GW5i	GW5o	GW6i F	GW6i T	GW6o
02/18/2017 17:50	0.0	63.24	58.8	0.0	25.45	69.1	0.0	24.32	59.0	78.1	81.9	0.0	24.99	58.6
02/18/2017 18:00	0.0	62.70	58.5	0.0	25.36	68.4	0.0	24.14	58.6	78.0	81.8	0.0	24.84	58.1
02/18/2017 18:10	0.0	62.29	58.4	0.0	25.39	67.4	0.0	24.01	58.4	78.0	81.8	0.0	24.72	57.9
02/18/2017 18:20	0.0	61.89	58.1	0.0	25.33	66.5	0.0	23.88	58.1	77.9	81.7	0.0	24.60	57.6
02/18/2017 18:30	0.0	61.42	57.6	0.0	25.20	65.5	0.0	23.71	57.6	77.7	81.6	0.0	24.45	57.0
02/18/2017 18:40	0.0	60.95	57.1	0.0	25.00	64.7	0.0	23.53	57.1	77.6	81.5	0.0	24.27	56.5
02/18/2017 18:50	0.0	60.41	56.7	0.0	24.67	64.8	0.0	23.36	56.6	77.4	81.4	0.0	24.10	56.0
02/18/2017 19:00	0.0	59.93	56.1	0.0	24.40	64.8	0.0	23.19	56.2	77.3	81.3	0.0	23.93	55.5
02/18/2017 19:10	0.0	59.53	55.8	0.0	24.18	64.7	0.0	23.03	55.9	77.2	81.2	0.0	23.77	55.1
02/18/2017 19:20	0.0	59.16	55.5	0.0	23.90	64.5	0.0	22.89	55.6	77.1	81.0	0.0	23.61	54.7
02/18/2017 19:30	0.0	58.90	55.4	0.0	23.90	63.6	0.0	22.78	55.4	76.9	80.9	0.0	23.50	54.6
02/18/2017 19:40	0.0	58.75	55.4	0.0	24.02	62.6	0.0	22.73	55.5	76.8	80.8	0.0	23.44	54.8
02/18/2017 19:50	0.0	58.69	55.4	0.0	24.08	61.8	0.0	22.69	55.5	76.7	80.7	0.0	23.42	55.0
02/18/2017 20:00	0.0	58.58	55.3	0.0	24.08	61.2	0.0	22.67	55.4	76.6	80.5	0.0	23.39	55.0
02/18/2017 20:10	0.0	58.50	55.4	0.0	23.95	60.8	0.0	22.62	55.3	76.5	80.4	0.0	23.34	54.9
02/18/2017 20:20	0.0	58.47	55.3	0.0	23.83	60.5	0.0	22.55	55.1	76.3	80.3	0.0	23.30	54.9
02/18/2017 20:30	0.0	58.33	54.9	0.0	23.71	60.5	0.0	22.50	55.0	76.2	80.2	0.0	23.25	54.7
02/18/2017 20:40	0.0	58.16	54.6	0.0	23.64	60.9	0.0	22.41	54.7	76.0	80.1	0.0	23.18	54.4
02/18/2017 20:50	0.0	57.98	54.3	0.0	23.64	61.2	0.0	22.33	54.4	76.0	80.0	0.0	23.11	54.1
02/18/2017 21:00	0.0	57.85	54.3	0.0	23.62	61.1	0.0	22.27	54.4	75.9	79.9	0.0	23.04	53.9
02/18/2017 21:10	0.0	57.74	54.2	0.0	23.56	61.2	0.0	22.22	54.2	75.8	79.8	0.0	22.98	53.8
02/18/2017 21:20	0.0	57.56	54.0	0.0	23.55	61.3	0.0	22.14	54.0	75.7	79.8	0.0	22.93	53.7
02/18/2017 21:30	0.0	57.40	53.7	0.0	23.52	61.9	0.0	22.06	53.7	75.7	79.7	0.0	22.86	53.3
02/18/2017 21:40	0.0	57.13	53.4	0.0	23.52	62.1	0.0	21.97	53.4	75.6	79.6	0.0	22.77	52.9
02/18/2017 21:50	0.0	56.87	53.2	0.0	23.49	61.9	0.0	21.89	53.3	75.5	79.5	0.0	22.70	52.7
02/18/2017 22:00	0.0	56.71	53.0	0.0	23.43	61.8	0.0	21.81	53.1	75.4	79.5	0.0	22.63	52.6
02/18/2017 22:10	0.0	56.59	53.0	0.0	23.32	61.0	0.0	21.74	53.0	75.3	79.4	0.0	22.57	52.6
02/18/2017 22:20	0.0	56.50	53.0	0.0	23.23	60.3	0.0	21.71	53.0	75.2	79.3	0.0	22.53	52.6
02/18/2017 22:30	0.0	56.42	52.9	0.0	23.16	60.2	0.0	21.67	52.9	75.1	79.2	0.0	22.48	52.4
02/18/2017 22:40	0.0	56.27	52.8	0.0	23.12	60.2	0.0	21.62	52.7	75.0	79.1	0.0	22.42	52.3
02/18/2017 22:50	0.0	56.14	52.7	0.0	23.14	59.9	0.0	21.60	52.7	75.0	79.0	0.0	22.39	52.1
02/18/2017 23:00	0.0	56.02	52.5	0.0	23.12	60.3	0.0	21.55	52.5	74.9	78.9	0.0	22.34	51.9
02/18/2017 23:10	0.0	55.89	52.4	0.0	23.10	60.6	0.0	21.50	52.4	74.8	78.8	0.0	22.28	51.7
02/18/2017 23:20	0.0	55.75	52.1	0.0	23.06	60.6	0.0	21.46	52.2	74.7	78.8	0.0	22.23	51.6
02/18/2017 23:30	0.0	55.57	52.0	0.0	23.02	60.3	0.0	21.38	52.0	74.6	78.7	0.0	22.19	51.5

Date/Time	GW2i F	GW2i T	GW2o	GW3i F	GW3i T	GW3o	GW4i F	GW4i T	GW4o	GW5i	GW5o	GW6i F	GW6i T	GW6o
02/18/2017 23:40	0.0	55.45	51.8	0.0	22.99	60.0	0.0	21.33	51.9	74.5	78.6	0.0	22.13	51.3
02/18/2017 23:50	0.0	55.21	51.6	0.0	22.91	59.6	0.0	21.27	51.7	74.4	78.5	0.0	22.05	51.1
02/19/2017 00:00	0.0	54.99	51.4	0.0	22.81	59.3	0.0	21.20	51.5	74.3	78.4	0.0	21.95	50.8
02/19/2017 00:10	0.0	54.71	51.0	0.0	22.62	59.2	0.0	21.07	51.1	74.2	78.3	0.0	21.83	50.3
02/19/2017 00:20	0.0	54.41	50.7	0.0	22.46	58.9	0.0	20.96	50.8	74.1	78.2	0.0	21.71	49.9
02/19/2017 00:30	0.0	54.17	50.6	0.0	22.36	58.4	0.0	20.88	50.6	74.0	78.1	0.0	21.61	49.8
02/19/2017 00:40	0.0	54.03	50.5	0.0	22.27	58.1	0.0	20.81	50.4	73.9	78.0	0.0	21.53	49.6
02/19/2017 00:50	0.0	53.90	50.5	0.0	22.28	57.6	0.0	20.76	50.5	73.8	77.9	0.0	21.48	49.7
02/19/2017 01:00	0.0	53.90	50.6	0.0	22.28	57.1	0.0	20.76	50.6	73.7	77.8	0.0	21.48	49.9
02/19/2017 01:10	0.0	53.90	50.7	0.0	22.21	56.6	0.0	20.76	50.7	73.6	77.7	0.0	21.48	50.1
02/19/2017 01:20	0.0	54.00	50.7	0.0	22.00	56.2	0.0	20.76	50.7	73.5	77.5	0.0	21.51	50.4
02/19/2017 01:30	0.0	53.91	50.5	0.0	21.71	56.0	0.0	20.75	50.6	73.3	77.4	0.0	21.50	50.3
02/19/2017 01:40	0.0	53.76	50.3	0.0	21.49	55.8	0.0	20.69	50.4	73.2	77.3	0.0	21.44	50.1
02/19/2017 01:50	0.0	53.56	49.9	0.0	21.34	56.0	0.0	20.62	50.0	73.0	77.2	0.0	21.38	49.9
02/19/2017 02:00	0.0	53.38	49.4	0.0	21.21	56.4	0.0	20.53	49.7	73.0	77.1	0.0	21.30	49.6
02/19/2017 02:10	0.0	53.19	49.2	0.0	21.13	57.1	0.0	20.43	49.5	72.9	77.0	0.0	21.23	49.2
02/19/2017 02:20	0.0	53.06	48.9	0.0	21.11	57.5	0.0	20.38	49.4	72.8	76.9	0.0	21.17	49.1
02/19/2017 02:30	0.0	52.93	48.6	0.0	21.03	58.1	0.0	20.30	49.1	72.8	76.9	0.0	21.11	48.8
02/19/2017 02:40	0.0	52.72	48.1	0.0	20.92	59.4	0.0	20.17	48.5	72.8	76.9	0.0	20.98	48.1
02/19/2017 02:50	0.0	52.46	47.7	0.0	20.82	60.5	0.0	20.01	47.8	72.8	76.9	0.0	20.83	47.3
02/19/2017 03:00	0.0	52.18	47.2	0.0	20.70	62.1	0.0	19.83	47.1	72.7	76.8	0.0	20.65	46.5
02/19/2017 03:10	0.0	51.87	46.5	0.0	20.64	64.7	0.0	19.66	46.6	72.6	76.8	0.0	20.52	45.8
02/19/2017 03:20	0.0	51.61	46.3	0.0	20.48	66.8	0.0	19.50	46.6	72.5	76.6	0.0	20.42	45.7
02/19/2017 03:30	0.0	51.50	46.6	0.0	20.37	67.7	0.0	19.39	46.9	72.4	76.5	0.0	20.30	45.6
02/19/2017 03:40	0.0	51.50	47.0	0.0	20.30	66.6	0.0	19.33	47.1	72.3	76.4	0.0	20.17	45.4
02/19/2017 03:50	0.0	51.47	47.0	0.0	20.32	66.1	0.0	19.37	47.4	72.3	76.4	0.0	20.12	45.8
02/19/2017 04:00	0.0	51.46	46.9	0.0	20.39	66.4	0.0	19.38	47.2	72.1	76.3	0.0	20.08	45.7
02/19/2017 04:10	0.0	51.48	46.4	0.0	20.37	67.7	0.0	19.29	46.6	72.0	76.2	0.0	19.93	45.0
02/19/2017 04:20	0.0	51.40	45.7	0.0	20.40	69.0	0.0	19.16	45.9	71.9	76.1	0.0	19.82	44.3
02/19/2017 04:30	0.0	51.09	45.4	0.0	20.20	67.2	0.0	18.94	45.4	71.8	75.9	0.0	19.70	43.9
02/19/2017 04:40	0.0	50.86	45.8	0.0	19.94	64.4	0.0	18.75	45.4	71.6	75.8	0.0	19.54	43.7
02/19/2017 04:50	0.0	50.72	45.6	0.0	19.84	65.2	0.0	18.67	45.3	71.5	75.7	0.0	19.44	43.7
02/19/2017 05:00	0.0	50.48	44.7	0.0	19.83	66.8	0.0	18.61	44.8	71.5	75.7	0.0	19.39	43.6
02/19/2017 05:10	0.0	50.28	44.3	0.0	19.88	67.9	0.0	18.59	44.5	71.4	75.6	0.0	19.35	43.4
02/19/2017 05:20	0.0	50.11	44.2	0.0	19.92	68.3	0.0	18.52	44.4	71.3	75.5	0.0	19.29	43.0

Date/Time	GW2i F	GW2i T	GW2o	GW3i F	GW3i T	GW3o	GW4i F	GW4i T	GW4o	GW5i	GW5o	GW6i F	GW6i T	GW6o
02/19/2017 05:30	0.0	49.86	44.4	0.0	19.74	67.6	0.0	18.40	44.5	71.2	75.4	0.0	19.19	42.9
02/19/2017 05:40	0.0	49.63	45.1	0.0	19.66	65.1	0.0	18.47	45.5	71.2	75.3	0.0	19.17	43.4
02/19/2017 05:50	0.0	49.16	44.8	0.0	19.51	63.5	0.0	18.45	45.6	71.1	75.3	0.0	19.11	43.6
02/19/2017 06:00	0.0	48.86	44.7	0.0	19.48	63.6	0.0	18.49	45.5	71.0	75.2	0.0	19.03	43.3
02/19/2017 06:10	0.0	48.89	44.5	0.0	19.48	65.5	0.0	18.45	45.1	70.9	75.1	0.0	18.94	42.8
02/19/2017 06:20	0.0	48.98	44.5	0.0	19.50	65.6	0.0	18.41	44.8	70.9	75.0	0.0	18.91	42.9
02/19/2017 06:30	0.0	49.09	44.8	0.0	19.59	62.2	0.0	18.44	44.9	70.8	74.9	0.0	19.08	44.1
02/19/2017 06:40	0.0	49.05	44.7	0.0	19.59	60.7	0.0	18.44	45.0	70.6	74.9	0.0	19.20	44.7
02/19/2017 06:50	0.0	48.96	44.4	0.0	19.57	60.8	0.0	18.44	44.8	70.6	74.8	0.0	19.24	44.5
02/19/2017 07:00	0.0	48.84	44.2	0.0	19.54	60.5	0.0	18.42	44.6	70.4	74.7	0.0	19.24	44.5
02/19/2017 07:10	0.0	48.86	44.5	0.0	19.54	58.8	0.0	18.45	45.1	70.3	74.5	0.0	19.32	45.0
02/19/2017 07:20	0.0	49.33	45.3	0.0	19.62	57.2	0.0	18.58	45.7	70.1	74.4	0.0	19.50	45.8
02/19/2017 07:30	0.0	50.50	46.2	0.0	20.00	58.4	0.0	18.80	46.6	70.2	74.3	0.0	19.70	46.6
02/19/2017 07:40	0.0	52.23	47.1	0.0	20.60	59.3	0.0	19.15	47.6	70.0	74.3	0.0	19.97	47.4
02/19/2017 07:50	0.0	52.86	46.7	0.0	20.70	57.6	0.0	19.36	47.4	69.9	74.1	0.0	20.11	46.7
02/19/2017 08:00	0.0	51.94	45.7	0.0	20.34	55.2	0.0	19.23	46.3	69.7	73.9	0.0	19.92	45.7
02/19/2017 08:10	0.0	51.23	45.9	0.0	20.14	54.7	0.0	19.15	46.7	69.7	73.9	0.0	19.74	46.1
02/19/2017 08:20	0.0	51.66	47.4	0.0	20.42	55.9	0.0	19.39	48.3	69.6	73.8	0.0	19.80	47.6
02/19/2017 08:30	0.0	53.15	50.4	0.0	21.19	57.9	0.0	19.94	50.8	69.7	73.9	0.0	20.06	50.2
02/19/2017 08:40	0.0	55.48	54.0	0.0	22.30	60.8	0.0	20.76	54.2	69.9	74.0	0.0	20.52	53.3
02/19/2017 08:50	0.0	57.70	56.9	0.0	23.32	63.1	0.0	21.64	57.0	70.0	74.1	0.0	21.14	55.8
02/19/2017 09:00	0.0	59.38	58.4	0.0	24.03	63.9	0.0	22.42	58.6	70.2	74.2	0.0	21.75	57.5
02/19/2017 09:10	0.0	60.94	60.3	0.0	24.76	65.8	0.0	23.16	60.3	70.5	74.5	0.0	22.28	58.9
02/19/2017 09:20	0.0	62.21	61.7	0.0	25.35	66.9	0.0	23.81	61.8	70.8	74.6	0.0	22.71	60.0
02/19/2017 09:30	0.0	63.52	63.3	0.0	25.91	68.1	0.0	24.46	63.4	71.1	74.8	0.0	23.11	61.4
02/19/2017 09:40	0.0	64.31	64.0	0.0	26.21	68.3	0.0	24.94	64.2	71.3	75.1	0.0	23.46	61.8
02/19/2017 09:50	0.0	65.23	65.7	0.0	26.73	70.0	0.0	25.54	65.8	71.7	75.4	0.0	23.82	63.1
02/19/2017 10:00	0.0	66.58	67.7	0.0	27.30	72.1	0.0	26.18	67.6	72.1	75.7	0.0	24.37	65.0
02/19/2017 10:10	0.0	67.61	68.2	0.0	27.68	73.3	0.0	26.68	68.3	72.4	76.0	0.0	24.94	65.9
02/19/2017 10:20	0.0	68.80	70.2	0.0	28.16	74.3	0.0	27.23	69.8	72.9	76.4	0.0	25.55	66.9
02/19/2017 10:30	0.0	70.21	72.2	0.0	28.75	75.9	0.0	27.82	71.7	73.4	76.7	0.0	26.30	68.7
02/19/2017 10:40	0.0	72.34	75.4	0.0	29.71	81.3	0.0	28.59	74.7	73.8	77.2	0.0	27.35	71.6
02/19/2017 10:50	0.0	74.14	76.7	0.0	30.23	82.3	0.0	29.22	76.0	74.2	77.5	0.0	28.32	72.9
02/19/2017 11:00	0.0	75.35	77.5	0.0	30.74	83.3	0.0	29.82	77.5	74.7	78.0	0.0	29.10	73.6
02/19/2017 11:10	0.0	76.87	79.3	0.0	31.25	85.3	0.0	30.36	79.1	75.1	78.4	0.0	29.84	75.2

Date/Time	GW2i F	GW2i T	GW2o	GW3i F	GW3i T	GW3o	GW4i F	GW4i T	GW4o	GW5i	GW5o	GW6i F	GW6i T	GW6o
02/19/2017 11:20	0.0	78.17	79.7	0.0	31.72	86.9	0.0	31.02	80.4	75.5	78.8	0.0	30.59	76.3
02/19/2017 11:30	0.0	79.47	82.1	0.0	32.44	89.8	0.0	31.73	82.1	76.1	79.1	0.0	31.68	78.6
02/19/2017 11:40	0.0	80.46	82.1	0.0	32.70	89.8	0.0	32.08	82.6	76.6	79.6	0.0	32.50	79.2
02/19/2017 11:50	0.0	81.77	82.7	0.0	32.55	89.4	0.0	32.27	82.4	77.0	79.9	0.0	32.09	78.0
02/19/2017 12:00	0.0	83.09	82.9	0.0	32.41	89.7	0.0	32.52	82.4	77.4	80.3	0.0	31.30	76.9
02/19/2017 12:10	0.0	84.78	85.1	0.0	32.52	91.6	0.0	33.03	84.1	77.9	80.7	0.0	31.72	78.4
02/19/2017 12:20	0.0	86.19	85.8	0.0	32.63	92.8	0.0	33.37	85.1	78.3	81.1	0.0	32.54	80.0
02/19/2017 12:30	0.0	86.85	85.6	0.0	32.88	94.3	0.0	33.87	85.6	78.8	81.5	0.0	32.89	80.3
02/19/2017 12:40	0.0	86.17	83.3	0.0	32.72	94.0	0.0	33.93	84.6	79.1	81.9	0.0	32.57	79.0
02/19/2017 12:50	0.0	85.77	82.8	0.0	32.81	93.1	0.0	34.04	84.7	79.6	82.3	0.0	32.74	78.9
02/19/2017 13:00	0.0	85.84	83.0	0.0	33.03	93.9	0.0	34.11	84.7	79.9	82.6	0.0	33.49	78.2
02/19/2017 13:10	0.0	86.48	84.0	0.0	33.42	93.2	0.0	34.38	85.6	80.3	82.9	0.0	34.31	78.4
02/19/2017 13:20	0.0	86.98	84.0	0.0	33.95	92.7	0.0	34.51	85.9	80.7	83.3	0.0	34.69	78.4
02/19/2017 13:30	0.0	88.03	85.2	0.0	34.45	93.9	0.0	34.78	86.2	81.0	83.5	0.0	35.01	79.2
02/19/2017 13:40	0.0	88.20	83.8	0.0	34.52	92.9	0.0	34.67	84.9	81.3	83.9	0.0	35.06	79.8
02/19/2017 13:50	0.0	88.12	82.5	0.0	34.53	90.4	0.0	34.48	83.1	81.6	84.1	0.0	34.76	79.4
02/19/2017 14:00	0.0	88.16	81.9	0.0	34.61	90.7	0.0	34.37	82.8	81.8	84.4	0.0	34.60	80.0
02/19/2017 14:10	0.0	87.28	80.8	0.0	34.36	89.5	0.0	34.01	82.1	82.0	84.6	0.0	34.34	79.4
02/19/2017 14:20	0.0	86.51	79.8	0.0	34.15	87.8	0.0	33.65	80.3	82.2	84.7	0.0	33.94	78.9
02/19/2017 14:30	0.0	85.58	79.2	0.0	34.10	87.3	0.0	33.45	80.5	82.4	85.0	0.0	33.79	79.5
02/19/2017 14:40	0.0	85.06	79.4	0.0	34.09	87.8	0.0	33.41	81.0	82.7	85.2	0.0	33.88	80.2
02/19/2017 14:50	0.0	84.68	79.0	0.0	34.13	88.3	0.0	33.44	80.8	82.8	85.4	0.0	34.07	80.7
02/19/2017 15:00	0.0	84.55	78.4	0.0	34.14	88.8	0.0	33.39	80.4	83.0	85.5	0.0	34.04	80.6
02/19/2017 15:10	0.0	84.51	78.3	0.0	33.98	86.9	0.0	33.35	79.4	83.1	85.7	0.0	33.73	80.0
02/19/2017 15:20	0.0	84.56	77.8	0.0	33.90	87.5	0.0	33.29	79.4	83.2	85.8	0.0	33.53	79.6
02/19/2017 15:30	0.0	83.32	76.3	0.0	33.18	84.3	0.0	32.85	77.5	83.2	85.9	0.0	33.06	78.1
02/19/2017 15:40	0.0	82.61	75.0	0.0	32.48	81.5	0.0	32.33	75.8	83.2	85.8	0.0	32.46	76.9
02/19/2017 15:50	0.0	81.37	73.1	0.0	31.58	78.4	0.0	31.59	73.9	83.1	85.8	0.0	31.75	74.5
02/19/2017 16:00	0.0	78.96	71.7	0.0	30.62	76.1	0.0	30.75	72.3	82.9	85.6	0.0	30.87	72.5
02/19/2017 16:10	0.0	77.96	72.5	0.0	30.71	78.0	0.0	30.79	73.3	83.0	85.7	0.0	30.76	74.5
02/19/2017 16:20	0.0	78.51	73.4	0.0	31.11	80.1	0.0	31.07	74.6	83.1	85.8	0.0	31.23	76.2
02/19/2017 16:30	0.0	78.04	72.1	0.0	30.90	79.7	0.0	30.86	73.0	83.0	85.8	0.0	31.14	75.0
02/19/2017 16:40	0.0	77.17	71.1	0.0	30.58	79.3	0.0	30.58	72.0	82.9	85.7	0.0	30.79	74.0
02/19/2017 16:50	0.0	76.58	70.6	0.0	30.39	78.7	0.0	30.33	71.4	82.8	85.7	0.0	30.44	73.5
02/19/2017 17:00	0.0	76.06	70.1	0.0	30.18	78.5	0.0	30.06	70.9	82.7	85.5	0.0	30.02	72.7

Date/Time	GW2i F	GW2i T	GW2o	GW3i F	GW3i T	GW3o	GW4i F	GW4i T	GW4o	GW5i	GW5o	GW6i F	GW6i T	GW6o
02/19/2017 17:10	0.0	75.24	69.5	0.0	29.83	77.0	0.0	29.72	70.2	82.5	85.4	0.0	29.49	71.6
02/19/2017 17:20	0.0	74.11	68.8	0.0	29.34	75.6	0.0	29.21	69.3	82.3	85.3	0.0	29.01	70.2
02/19/2017 17:30	0.0	72.86	67.9	0.0	28.78	73.8	0.0	28.63	68.1	82.0	85.1	0.0	28.57	68.6
02/19/2017 17:40	0.0	71.55	66.9	0.0	28.21	72.7	0.0	28.01	67.1	81.8	84.8	0.0	28.21	67.3
02/19/2017 17:50	0.0	70.48	66.3	0.0	27.77	72.1	0.0	27.51	66.3	81.6	84.7	0.0	27.91	66.3
02/19/2017 18:00	0.0	69.64	65.8	0.0	27.43	71.6	0.0	27.11	65.7	81.4	84.5	0.0	27.66	65.5
02/19/2017 18:10	0.0	69.00	65.4	0.0	27.16	71.3	0.0	26.80	65.1	81.2	84.3	0.0	27.43	64.9
02/19/2017 18:20	0.0	68.50	65.1	0.0	26.99	71.2	0.0	26.56	64.8	81.1	84.2	0.0	27.24	64.5
02/19/2017 18:30	0.0	68.19	64.9	0.0	26.87	71.2	0.0	26.41	64.6	81.0	84.1	0.0	27.12	64.3
02/19/2017 18:40	0.0	67.99	64.8	0.0	26.78	70.9	0.0	26.31	64.6	80.8	83.9	0.0	27.07	64.3
02/19/2017 18:50	0.0	67.77	64.6	0.0	26.70	70.6	0.0	26.22	64.4	80.6	83.8	0.0	27.02	64.3
02/19/2017 19:00	0.0	67.56	64.5	0.0	26.61	70.0	0.0	26.15	64.3	80.5	83.7	0.0	26.96	64.2
02/19/2017 19:10	0.0	67.30	64.1	0.0	26.53	69.7	0.0	26.06	64.1	80.4	83.6	0.0	26.89	63.9
02/19/2017 19:20	0.0	67.07	64.0	0.0	26.45	69.5	0.0	25.99	63.9	80.2	83.4	0.0	26.80	63.7
02/19/2017 19:30	0.0	66.87	63.8	0.0	26.37	69.0	0.0	25.92	63.7	80.1	83.3	0.0	26.71	63.5
02/19/2017 19:40	0.0	66.57	63.4	0.0	26.25	68.4	0.0	25.81	63.3	79.9	83.2	0.0	26.62	63.2
02/19/2017 19:50	0.0	66.22	63.0	0.0	26.11	68.1	0.0	25.67	63.0	79.7	83.0	0.0	26.48	62.9
02/19/2017 20:00	0.0	65.86	62.6	0.0	25.97	68.0	0.0	25.53	62.6	79.6	82.8	0.0	26.34	62.5
02/19/2017 20:10	0.0	65.59	62.4	0.0	25.86	67.7	0.0	25.41	62.3	79.4	82.8	0.0	26.23	62.3
02/19/2017 20:20	0.0	65.37	62.3	0.0	25.77	67.4	0.0	25.33	62.2	79.3	82.6	0.0	26.13	62.1
02/19/2017 20:30	0.0	65.17	62.1	0.0	25.71	67.2	0.0	25.26	62.0	79.2	82.5	0.0	26.02	61.9
02/19/2017 20:40	0.0	64.95	62.0	0.0	25.63	66.9	0.0	25.19	61.8	79.0	82.4	0.0	25.94	61.7
02/19/2017 20:50	0.0	64.82	61.9	0.0	25.57	66.7	0.0	25.14	61.8	78.9	82.3	0.0	25.87	61.5
02/19/2017 21:00	0.0	64.70	61.8	0.0	25.57	66.7	0.0	25.11	61.7	78.8	82.1	0.0	25.82	61.4
02/19/2017 21:10	0.0	64.55	61.5	0.0	25.54	66.6	0.0	25.06	61.5	78.7	82.1	0.0	25.75	61.2
02/19/2017 21:20	0.0	64.32	61.3	0.0	25.45	66.3	0.0	24.96	61.2	78.5	81.9	0.0	25.66	60.9
02/19/2017 21:30	0.0	64.02	60.9	0.0	25.32	66.2	0.0	24.82	60.8	78.4	81.8	0.0	25.55	60.5
02/19/2017 21:40	0.0	63.77	60.7	0.0	25.19	65.7	0.0	24.71	60.5	78.3	81.7	0.0	25.45	60.3
02/19/2017 21:50	0.0	63.52	60.4	0.0	25.07	65.4	0.0	24.61	60.3	78.2	81.6	0.0	25.36	60.1
02/19/2017 22:00	0.0	63.29	60.2	0.0	24.98	65.4	0.0	24.53	60.1	78.1	81.5	0.0	25.27	59.8
02/19/2017 22:10	0.0	63.03	59.9	0.0	24.87	65.3	0.0	24.43	59.8	77.9	81.4	0.0	25.16	59.5
02/19/2017 22:20	0.0	62.72	59.5	0.0	24.75	65.2	0.0	24.30	59.5	77.8	81.3	0.0	25.04	59.2
02/19/2017 22:30	0.0	62.42	59.2	0.0	24.63	65.1	0.0	24.17	59.1	77.7	81.2	0.0	24.95	59.0
02/19/2017 22:40	0.0	62.22	59.0	0.0	24.58	65.3	0.0	24.10	59.0	77.6	81.1	0.0	24.85	58.6
02/19/2017 22:50	0.0	62.01	58.7	0.0	24.57	65.7	0.0	24.01	58.7	77.5	81.0	0.0	24.76	58.3

Date/Time	GW2i F	GW2i T	GW2o	GW3i F	GW3i T	GW3o	GW4i F	GW4i T	GW4o	GW5i	GW5o	GW6i F	GW6i T	GW6o
02/19/2017 23:00	0.0	61.74	58.4	0.0	24.60	65.8	0.0	23.89	58.3	77.4	80.9	0.0	24.66	58.0
02/19/2017 23:10	0.0	61.50	58.2	0.0	24.55	65.2	0.0	23.81	58.1	77.2	80.7	0.0	24.57	57.8
02/19/2017 23:20	0.0	61.24	57.9	0.0	24.38	64.5	0.0	23.69	57.9	77.1	80.6	0.0	24.46	57.6
02/19/2017 23:30	0.0	60.94	57.7	0.0	24.15	63.5	0.0	23.59	57.6	76.9	80.5	0.0	24.34	57.4
02/19/2017 23:40	0.0	60.69	57.5	0.0	24.03	63.5	0.0	23.49	57.3	76.8	80.4	0.0	24.22	57.1
02/19/2017 23:50	0.0	60.51	57.3	0.0	23.97	63.9	0.0	23.41	57.1	76.7	80.3	0.0	24.16	56.9
02/20/2017 00:00	0.0	60.33	57.0	0.0	23.91	64.4	0.0	23.32	56.9	76.6	80.2	0.0	24.07	56.6
02/20/2017 00:10	0.0	60.15	56.7	0.0	23.87	64.7	0.0	23.23	56.6	76.6	80.1	0.0	23.98	56.3
02/20/2017 00:20	0.0	60.02	56.5	0.0	23.93	65.4	0.0	23.16	56.4	76.5	80.0	0.0	23.92	56.0
02/20/2017 00:30	0.0	59.89	56.3	0.0	23.94	66.6	0.0	23.09	56.1	76.5	80.0	0.0	23.85	55.6
02/20/2017 00:40	0.0	59.80	56.0	0.0	23.88	67.0	0.0	23.04	56.0	76.3	79.9	0.0	23.82	55.5
02/20/2017 00:50	0.0	59.75	56.1	0.0	23.84	67.1	0.0	22.99	55.9	76.3	79.9	0.0	23.78	55.4
02/20/2017 01:00	0.0	59.65	56.0	0.0	23.74	66.3	0.0	22.94	56.0	76.2	79.8	0.0	23.75	55.6
02/20/2017 01:10	0.0	59.52	56.0	0.0	23.60	65.7	0.0	22.90	55.8	76.1	79.7	0.0	23.72	55.5
02/20/2017 01:20	0.0	59.46	55.9	0.0	23.53	65.5	0.0	22.86	55.8	76.1	79.6	0.0	23.69	55.5
02/20/2017 01:30	0.0	59.41	56.0	0.0	23.49	64.6	0.0	22.86	55.9	76.0	79.5	0.0	23.69	55.6
02/20/2017 01:40	0.0	59.42	56.1	0.0	23.48	64.8	0.0	22.87	55.9	75.9	79.5	0.0	23.68	55.5
02/20/2017 01:50	0.0	59.47	56.1	0.0	23.52	65.6	0.0	22.84	55.8	75.9	79.4	0.0	23.64	55.2
02/20/2017 02:00	0.0	59.45	56.0	0.0	23.59	65.7	0.0	22.84	55.8	75.8	79.4	0.0	23.63	55.1
02/20/2017 02:10	0.0	59.25	55.7	0.0	23.50	65.4	0.0	22.78	55.5	75.7	79.3	0.0	23.58	55.0
02/20/2017 02:20	0.0	58.99	55.2	0.0	23.35	65.4	0.0	22.66	55.1	75.7	79.3	0.0	23.50	54.7
02/20/2017 02:30	0.0	58.70	55.0	0.0	23.21	65.0	0.0	22.55	54.8	75.6	79.2	0.0	23.40	54.4
02/20/2017 02:40	0.0	58.50	54.7	0.0	23.10	64.7	0.0	22.45	54.6	75.5	79.1	0.0	23.30	54.2
02/20/2017 02:50	0.0	58.30	54.5	0.0	23.01	65.0	0.0	22.36	54.3	75.4	79.0	0.0	23.21	53.9
02/20/2017 03:00	0.0	58.15	54.4	0.0	22.93	64.9	0.0	22.29	54.2	75.4	78.9	0.0	23.14	53.9
02/20/2017 03:10	0.0	57.99	54.2	0.0	22.88	65.3	0.0	22.25	54.1	75.3	78.9	0.0	23.11	53.7
02/20/2017 03:20	0.0	57.83	54.0	0.0	22.81	65.5	0.0	22.15	53.9	75.2	78.8	0.0	23.05	53.5
02/20/2017 03:30	0.0	57.65	53.7	0.0	22.73	66.0	0.0	22.07	53.7	75.2	78.8	0.0	22.98	53.3
02/20/2017 03:40	0.0	57.50	53.6	0.0	22.68	66.6	0.0	21.99	53.5	75.1	78.8	0.0	22.92	53.2
02/20/2017 03:50	0.0	57.41	53.6	0.0	22.63	66.1	0.0	21.94	53.4	75.0	78.7	0.0	22.88	53.1
02/20/2017 04:00	0.0	57.33	53.5	0.0	22.58	65.7	0.0	21.91	53.4	75.0	78.6	0.0	22.84	53.0
02/20/2017 04:10	0.0	57.15	53.3	0.0	22.52	65.5	0.0	21.84	53.2	74.9	78.5	0.0	22.78	52.8
02/20/2017 04:20	0.0	57.05	53.2	0.0	22.48	65.6	0.0	21.78	53.1	74.8	78.5	0.0	22.72	52.7
02/20/2017 04:30	0.0	57.00	53.2	0.0	22.47	66.7	0.0	21.76	53.2	74.8	78.4	0.0	22.68	52.8
02/20/2017 04:40	0.0	57.00	53.2	0.0	22.44	65.9	0.0	21.76	53.1	74.7	78.3	0.0	22.69	52.9

Date/Time	GW2i F	GW2i T	GW2o	GW3i F	GW3i T	GW3o	GW4i F	GW4i T	GW4o	GW5i	GW5o	GW6i F	GW6i T	GW6o
02/20/2017 04:50	0.0	57.08	53.3	0.0	22.46	65.8	0.0	21.78	53.3	74.7	78.3	0.0	22.72	53.0
02/20/2017 05:00	0.0	57.26	53.1	0.0	22.53	66.7	0.0	21.80	53.3	74.6	78.3	0.0	22.72	52.8
02/20/2017 05:10	0.0	57.29	52.9	0.0	22.53	67.1	0.0	21.77	53.0	74.5	78.2	0.0	22.72	52.6
02/20/2017 05:20	0.0	57.10	52.8	0.0	22.43	65.9	0.0	21.70	52.8	74.5	78.1	0.0	22.66	52.5
02/20/2017 05:30	0.0	56.85	52.8	0.0	22.35	64.8	0.0	21.66	52.8	74.4	78.0	0.0	22.59	52.5
02/20/2017 05:40	0.0	56.74	52.8	0.0	22.32	65.4	0.0	21.64	52.7	74.4	78.0	0.0	22.56	52.4
02/20/2017 05:50	0.0	56.63	52.6	0.0	22.29	66.1	0.0	21.61	52.6	74.3	78.0	0.0	22.52	52.3
02/20/2017 06:00	0.0	56.52	52.6	0.0	22.26	64.8	0.0	21.60	52.6	74.2	77.9	0.0	22.50	52.4
02/20/2017 06:10	0.0	56.42	52.7	0.0	22.19	63.3	0.0	21.58	52.6	74.2	77.8	0.0	22.46	52.3
02/20/2017 06:20	0.0	56.24	52.7	0.0	22.14	62.2	0.0	21.56	52.6	74.0	77.7	0.0	22.41	52.3
02/20/2017 06:30	0.0	56.20	52.9	0.0	22.11	60.8	0.0	21.57	52.8	73.9	77.6	0.0	22.40	52.5
02/20/2017 06:40	0.0	56.20	53.2	0.0	22.10	59.9	0.0	21.61	53.1	73.9	77.5	0.0	22.42	52.9
02/20/2017 06:50	0.0	56.21	53.3	0.0	22.12	59.6	0.0	21.66	53.3	73.8	77.5	0.0	22.46	53.1
02/20/2017 07:00	0.0	56.31	53.2	0.0	22.15	60.6	0.0	21.68	53.2	73.8	77.5	0.0	22.48	53.0
02/20/2017 07:10	0.0	56.43	53.2	0.0	22.19	62.0	0.0	21.71	53.2	73.8	77.4	0.0	22.52	53.0
02/20/2017 07:20	0.0	56.60	53.2	0.0	22.28	64.0	0.0	21.74	53.3	73.8	77.5	0.0	22.57	53.0
02/20/2017 07:30	0.0	56.91	53.6	0.0	22.39	65.4	0.0	21.81	53.7	73.8	77.5	0.0	22.68	53.4
02/20/2017 07:40	0.0	57.51	54.4	0.0	22.68	67.5	0.0	21.96	54.4	73.9	77.5	0.0	22.86	54.3
02/20/2017 07:50	0.0	58.69	56.1	0.0	23.38	69.9	0.0	22.32	56.3	74.0	77.6	0.0	23.19	56.4
02/20/2017 08:00	0.0	60.83	59.4	0.0	24.51	71.7	0.0	23.15	60.0	74.2	77.7	0.0	23.82	59.9
02/20/2017 08:10	0.0	62.71	61.5	0.0	25.31	72.0	0.0	24.01	62.4	74.4	77.8	0.0	24.56	62.5
02/20/2017 08:20	0.0	64.36	63.4	0.0	26.15	74.0	0.0	24.79	64.4	74.6	77.9	0.0	25.21	64.3
02/20/2017 08:30	0.0	65.63	64.5	0.0	26.73	74.2	0.0	25.45	65.7	74.7	78.2	0.0	25.75	65.3
02/20/2017 08:40	0.0	66.41	65.1	0.0	27.08	73.0	0.0	25.92	66.1	75.0	78.3	0.0	26.11	65.7
02/20/2017 08:50	0.0	66.78	65.1	0.0	27.24	72.2	0.0	26.18	65.9	75.2	78.6	0.0	26.36	66.0
02/20/2017 09:00	0.0	67.09	65.3	0.0	27.39	72.6	0.0	26.34	66.2	75.4	78.7	0.0	26.53	65.8
02/20/2017 09:10	4.1	72.50	>>>>>>>>	2.5	28.64	75.4	2.7	27.54	>>>>>>>>	75.6	78.9	0.0	26.61	65.7
02/20/2017 09:20	6.8	76.91	>>>>>>>>	5.7	30.68	81.5	8.7	30.55	>>>>>>>>	76.1	79.3	0.2	27.15	70.0
02/20/2017 09:30	7.8	77.74	>>>>>>>>	6.3	31.01	81.5	9.4	30.87	>>>>>>>>	76.9	79.8	6.3	30.91	>>>>>>>>
02/20/2017 09:40	7.9	78.80	>>>>>>>>	6.0	31.42	82.0	8.9	31.27	>>>>>>>>	77.8	80.4	6.0	31.32	93.4
02/20/2017 09:50	7.9	79.82	>>>>>>>>	6.0	31.84	83.1	8.9	31.70	>>>>>>>>	78.9	80.6	6.0	31.77	90.5
02/20/2017 10:00	7.9	80.60	>>>>>>>>	6.0	32.15	83.9	8.9	32.00	>>>>>>>>	79.7	81.8	6.0	32.08	89.1
02/20/2017 10:10	7.9	81.19	>>>>>>>>	6.0	32.38	84.5	8.9	32.24	>>>>>>>>	80.3	82.5	6.0	32.31	88.4
02/20/2017 10:20	7.9	81.80	>>>>>>>>	6.0	32.63	85.1	9.0	32.51	>>>>>>>>	81.0	83.1	6.0	32.57	88.2
02/20/2017 10:30	7.9	82.29	>>>>>>>>	6.0	32.82	85.6	9.0	32.70	>>>>>>>>	81.5	83.7	6.0	32.77	88.1

Date/Time	GW2i F	GW2i T	GW2o	GW3i F	GW3i T	GW3o	GW4i F	GW4i T	GW4o	GW5i	GW5o	GW6i F	GW6i T	GW6o
02/20/2017 10:40	7.9	82.76	>>>>>>>>	6.0	33.00	86.0	9.0	32.88	>>>>>>>>	82.0	84.0	6.0	32.94	88.0
02/20/2017 10:50	7.9	83.18	>>>>>>>>	6.0	33.17	86.4	9.0	33.05	>>>>>>>>	82.4	84.5	6.0	33.12	88.0
02/20/2017 11:00	7.9	83.77	>>>>>>>>	6.0	33.42	87.0	9.0	33.32	>>>>>>>>	83.1	85.0	5.9	33.37	88.3
02/20/2017 11:10	7.9	84.31	>>>>>>>>	6.0	33.66	87.6	9.0	33.56	>>>>>>>>	83.9	85.6	5.9	33.61	88.6
02/20/2017 11:20	7.9	84.86	>>>>>>>>	6.0	33.88	88.1	9.0	33.78	>>>>>>>>	84.4	86.1	5.9	33.83	89.0
02/20/2017 11:30	7.9	85.42	>>>>>>>>	6.0	34.12	88.8	9.0	34.01	>>>>>>>>	85.0	86.6	5.9	34.06	89.3
02/20/2017 11:40	7.9	85.86	>>>>>>>>	6.0	34.29	89.2	9.0	34.19	>>>>>>>>	85.4	87.1	5.9	34.24	89.7
02/20/2017 11:50	7.9	86.29	>>>>>>>>	6.0	34.45	89.6	9.0	34.35	>>>>>>>>	85.8	87.6	5.9	34.41	89.9
02/20/2017 12:00	7.9	86.78	>>>>>>>>	6.0	34.65	90.0	9.0	34.56	>>>>>>>>	86.5	88.0	5.9	34.63	90.3
02/20/2017 12:10	7.9	87.27	>>>>>>>>	6.0	34.85	90.6	9.0	34.76	>>>>>>>>	87.0	88.5	5.9	34.80	90.7
02/20/2017 12:20	7.9	87.68	>>>>>>>>	6.0	35.02	91.1	9.0	34.94	>>>>>>>>	87.5	88.9	5.9	34.98	91.0
02/20/2017 12:30	7.9	88.14	>>>>>>>>	6.0	35.19	91.6	9.0	35.10	>>>>>>>>	87.9	89.3	5.9	35.16	91.4
02/20/2017 12:40	7.9	88.52	>>>>>>>>	6.0	35.35	92.0	9.1	35.25	>>>>>>>>	88.2	89.7	5.9	35.32	91.7
02/20/2017 12:50	7.9	88.89	>>>>>>>>	6.0	35.48	92.2	9.1	35.38	>>>>>>>>	88.6	90.0	5.9	35.44	91.9
02/20/2017 13:00	7.9	89.23	>>>>>>>>	5.9	35.62	92.6	9.1	35.52	>>>>>>>>	88.9	90.4	5.9	35.59	92.2
02/20/2017 13:10	7.9	89.47	>>>>>>>>	5.9	35.72	93.0	9.0	35.61	>>>>>>>>	89.2	90.7	5.9	35.68	92.4
02/20/2017 13:20	7.9	89.77	>>>>>>>>	5.9	35.83	93.0	9.1	35.71	>>>>>>>>	89.3	90.8	5.9	35.78	92.6
02/20/2017 13:30	7.9	90.08	>>>>>>>>	5.9	35.96	93.4	9.0	35.85	>>>>>>>>	89.7	91.2	5.9	35.92	92.9
02/20/2017 13:40	7.9	90.19	>>>>>>>>	5.9	35.97	93.5	9.0	35.85	>>>>>>>>	89.8	91.3	5.9	35.93	92.9
02/20/2017 13:50	7.9	90.23	>>>>>>>>	5.9	36.01	93.5	9.0	35.88	>>>>>>>>	89.8	91.3	5.9	35.95	93.0
02/20/2017 14:00	7.9	90.28	>>>>>>>>	5.9	36.03	93.6	9.1	35.89	>>>>>>>>	89.8	91.4	5.9	35.97	93.0
02/20/2017 14:10	7.9	90.29	>>>>>>>>	5.9	36.03	93.5	9.0	35.90	>>>>>>>>	89.8	91.5	5.9	35.97	93.0
02/20/2017 14:20	7.9	90.22	>>>>>>>>	5.9	36.01	93.4	9.0	35.85	>>>>>>>>	89.6	91.3	5.9	35.93	92.9
02/20/2017 14:30	7.9	90.24	>>>>>>>>	5.9	36.01	93.5	9.0	35.87	>>>>>>>>	89.6	91.4	5.9	35.93	92.9
02/20/2017 14:40	7.9	90.33	>>>>>>>>	5.9	36.05	93.5	9.0	35.90	>>>>>>>>	89.8	91.5	5.9	35.97	93.0
02/20/2017 14:50	7.9	90.51	>>>>>>>>	5.9	36.12	93.8	9.0	35.98	>>>>>>>>	90.0	91.6	5.9	36.05	93.0
02/20/2017 15:00	7.9	90.60	>>>>>>>>	5.9	36.15	93.9	9.0	36.03	>>>>>>>>	90.1	91.8	5.9	36.09	93.2
02/20/2017 15:10	7.9	90.67	>>>>>>>>	5.9	36.18	93.9	9.0	36.05	>>>>>>>>	90.2	91.9	5.9	36.10	93.2
02/20/2017 15:20	7.8	90.65	>>>>>>>>	5.9	36.16	93.9	9.0	36.04	>>>>>>>>	90.2	91.9	5.9	36.10	93.2
02/20/2017 15:30	7.9	90.59	>>>>>>>>	5.9	36.13	93.8	9.0	35.99	>>>>>>>>	90.0	91.8	5.9	36.06	93.1
02/20/2017 15:40	7.9	90.48	>>>>>>>>	5.9	36.08	93.7	9.0	35.93	>>>>>>>>	89.8	91.7	5.9	36.01	93.0
02/20/2017 15:50	7.9	90.36	>>>>>>>>	5.9	36.05	93.5	9.0	35.89	>>>>>>>>	89.7	91.6	5.9	35.97	92.8
02/20/2017 16:00	7.8	90.32	>>>>>>>>	5.9	36.03	93.5	9.0	35.89	>>>>>>>>	89.7	91.5	5.9	35.95	92.8
02/20/2017 16:10	7.8	90.22	>>>>>>>>	5.9	35.99	93.5	9.0	35.84	>>>>>>>>	89.6	91.5	5.9	35.91	92.7
02/20/2017 16:20	7.9	90.13	>>>>>>>>	5.9	35.93	93.2	9.0	35.79	>>>>>>>>	89.5	91.5	5.9	35.86	92.6

Date/Time	GW2i F	GW2i T	GW2o	GW3i F	GW3i T	GW3o	GW4i F	GW4i T	GW4o	GW5i	GW5o	GW6i F	GW6i T	GW6o
02/20/2017 16:30	7.9	90.03	>>>>>>>>	5.9	35.89	93.1	9.0	35.76	>>>>>>>>	89.4	91.4	5.9	35.82	92.4
02/20/2017 16:40	7.8	89.94	>>>>>>>>	5.9	35.87	93.0	9.0	35.73	>>>>>>>>	89.3	91.3	5.9	35.80	92.3
02/20/2017 16:50	7.8	89.82	>>>>>>>>	5.9	35.80	92.9	9.0	35.67	>>>>>>>>	89.2	91.2	5.9	35.73	92.2
02/20/2017 17:00	7.8	89.66	>>>>>>>>	5.9	35.74	92.7	9.0	35.61	>>>>>>>>	89.0	91.1	5.9	35.68	92.1
02/20/2017 17:10	7.8	89.50	>>>>>>>>	5.9	35.67	92.5	9.0	35.54	>>>>>>>>	88.7	90.9	5.9	35.60	91.9
02/20/2017 17:20	7.9	89.35	>>>>>>>>	5.9	35.60	92.4	9.0	35.47	99.9	88.6	90.7	5.9	35.53	91.7
02/20/2017 17:30	7.8	89.20	>>>>>>>>	5.9	35.55	92.2	9.0	35.42	99.7	88.4	90.6	5.9	35.48	91.6
02/20/2017 17:40	7.8	89.05	>>>>>>>>	5.9	35.47	92.0	9.0	35.34	99.5	88.2	90.4	5.9	35.39	91.4
02/20/2017 17:50	7.8	88.87	99.7	5.9	35.41	91.8	9.0	35.28	99.4	88.1	90.3	5.9	35.33	91.2
02/20/2017 18:00	7.8	88.72	99.6	5.9	35.36	91.7	9.0	35.22	99.2	87.9	90.2	5.9	35.27	91.0
02/20/2017 18:10	7.8	88.57	99.4	5.8	35.30	91.6	9.0	35.16	99.0	87.8	90.1	5.9	35.23	90.9
02/20/2017 18:20	7.8	88.41	99.3	5.8	35.24	91.4	9.0	35.10	98.9	87.6	89.9	5.9	35.16	90.8
02/20/2017 18:30	7.8	88.28	99.0	5.8	35.17	91.3	9.0	35.04	98.6	87.5	89.8	5.9	35.10	90.6
02/20/2017 18:40	7.8	88.14	99.0	5.8	35.12	91.1	9.0	35.00	98.5	87.3	89.7	5.9	35.05	90.5
02/20/2017 18:50	7.8	88.00	98.7	5.8	35.06	90.8	9.0	34.94	98.4	87.2	89.6	5.9	34.99	90.3
02/20/2017 19:00	7.8	87.86	98.6	5.8	35.00	90.6	9.0	34.88	98.2	87.0	89.4	5.9	34.94	90.1
02/20/2017 19:10	7.8	87.70	98.4	5.8	34.94	90.5	9.0	34.82	98.1	86.9	89.3	5.9	34.87	90.0
02/20/2017 19:20	7.8	87.55	98.2	5.8	34.87	90.3	9.0	34.75	97.9	86.7	89.1	5.9	34.81	89.8
02/20/2017 19:30	7.9	87.39	98.0	5.8	34.82	90.2	9.0	34.71	97.7	86.6	89.0	5.9	34.75	89.6
02/20/2017 19:40	7.8	87.28	97.9	5.8	34.77	90.1	9.0	34.64	97.6	86.4	88.9	5.9	34.70	89.5
02/20/2017 19:50	7.8	87.13	97.8	5.8	34.71	89.9	9.0	34.59	97.4	86.3	88.8	5.9	34.64	89.4
02/20/2017 20:00	7.8	87.01	97.6	5.8	34.66	89.8	9.0	34.54	97.2	86.2	88.6	5.9	34.60	89.2
02/20/2017 20:10	7.8	86.92	97.5	5.8	34.63	89.7	9.0	34.51	97.1	86.1	88.5	5.9	34.57	89.1
02/20/2017 20:20	7.8	86.82	97.3	5.8	34.59	89.6	9.0	34.46	97.0	85.9	88.4	5.9	34.53	89.1
02/20/2017 20:30	7.8	86.75	97.2	5.8	34.55	89.5	9.0	34.43	96.9	85.9	88.4	5.9	34.50	88.9
02/20/2017 20:40	7.8	86.68	97.1	5.8	34.53	89.5	9.0	34.41	96.8	85.9	88.4	5.9	34.48	88.9
02/20/2017 20:50	7.8	86.59	97.0	5.8	34.52	89.4	9.0	34.38	96.6	85.8	88.3	5.9	34.44	88.8
02/20/2017 21:00	7.8	86.53	96.9	5.8	34.47	89.3	9.0	34.34	96.5	85.7	88.2	5.9	34.39	88.7
02/20/2017 21:10	7.8	86.45	96.7	5.8	34.44	89.3	9.0	34.30	96.4	85.6	88.2	5.9	34.37	88.6
02/20/2017 21:20	7.8	86.36	96.6	5.8	34.41	89.2	9.0	34.29	96.3	85.6	88.1	5.9	34.35	88.5
02/20/2017 21:30	7.8	86.32	96.5	5.8	34.38	89.1	9.0	34.26	96.2	85.5	88.0	5.9	34.32	88.4
02/20/2017 21:40	7.8	86.24	96.3	5.8	34.37	89.0	9.0	34.25	96.1	85.4	88.0	5.9	34.30	88.4
02/20/2017 21:50	7.8	86.22	96.2	5.8	34.37	89.0	9.0	34.22	96.0	85.4	88.0	5.9	34.29	88.4
02/20/2017 22:00	7.8	86.22	96.1	5.8	34.36	89.1	9.0	34.21	95.9	85.3	87.9	5.9	34.29	88.4
02/20/2017 22:10	7.8	86.19	96.0	5.8	34.33	88.9	9.0	34.21	95.8	85.3	87.9	5.9	34.26	88.3

Date/Time	GW2i F	GW2i T	GW2o	GW3i F	GW3i T	GW3o	GW4i F	GW4i T	GW4o	GW5i	GW5o	GW6i F	GW6i T	GW6o
02/20/2017 22:20	7.8	86.11	95.9	5.8	34.33	89.0	9.0	34.20	95.7	85.3	87.9	5.9	34.26	88.3
02/20/2017 22:30	7.8	86.03	95.9	5.8	34.29	88.9	9.0	34.14	95.7	85.2	87.7	5.9	34.21	88.1
02/20/2017 22:40	7.8	86.04	95.8	5.8	34.29	88.9	9.0	34.15	95.5	85.1	87.7	5.9	34.21	88.1
02/20/2017 22:50	7.8	86.02	95.7	5.8	34.28	88.8	9.0	34.14	95.5	85.2	87.7	5.9	34.21	88.0
02/20/2017 23:00	7.8	86.02	95.6	5.8	34.28	88.8	9.0	34.13	95.4	85.2	87.7	5.9	34.21	88.1
02/20/2017 23:10	7.8	85.95	95.6	5.8	34.26	88.8	9.0	34.13	95.4	85.2	87.7	5.9	34.21	88.1
02/20/2017 23:20	7.8	85.92	95.6	5.8	34.25	88.8	9.0	34.13	95.3	85.1	87.7	5.9	34.20	88.0
02/20/2017 23:30	7.8	85.86	95.3	5.8	34.24	88.7	9.0	34.10	95.2	85.1	87.6	5.9	34.17	87.9
02/20/2017 23:40	7.8	85.81	95.2	5.8	34.20	88.6	9.0	34.07	95.1	85.0	87.6	5.9	34.15	87.9
02/20/2017 23:50	7.8	85.72	95.2	5.8	34.17	88.5	9.0	34.04	95.0	84.9	87.5	5.9	34.10	87.8
02/21/2017 00:00	7.8	85.67	95.0	5.8	34.14	88.4	9.0	33.99	94.8	84.8	87.4	5.9	34.07	87.8
02/21/2017 00:10	7.8	85.39	94.8	5.8	34.01	88.1	9.0	33.87	94.7	84.4	87.1	5.9	33.93	87.5
02/21/2017 00:20	7.8	85.28	94.7	5.8	33.97	88.0	9.0	33.85	94.6	84.3	86.9	5.9	33.90	87.3
02/21/2017 00:30	7.8	85.18	94.5	5.8	33.95	87.9	9.0	33.81	94.5	84.3	86.9	5.9	33.88	87.2
02/21/2017 00:40	7.8	85.09	94.3	5.8	33.91	87.8	9.0	33.75	94.3	84.1	86.8	5.9	33.80	87.1
02/21/2017 00:50	7.8	84.87	94.3	5.8	33.79	87.5	9.0	33.65	94.1	83.8	86.6	5.9	33.71	86.8
02/21/2017 01:00	7.8	84.37	94.0	5.8	33.58	86.9	9.0	33.45	93.8	83.3	86.2	5.9	33.50	86.4
02/21/2017 01:10	7.8	83.94	93.7	5.8	33.40	86.4	9.0	33.26	93.5	82.7	85.7	5.9	33.31	86.0
02/21/2017 01:20	7.8	83.82	93.5	5.8	33.35	86.3	9.0	33.21	93.4	82.6	85.4	5.9	33.26	85.7
02/21/2017 01:30	7.8	83.61	93.4	5.8	33.28	86.1	9.0	33.14	93.2	82.5	85.4	5.8	33.20	85.6
02/21/2017 01:40	7.8	83.46	93.2	5.8	33.23	85.9	9.0	33.09	93.1	82.3	85.2	5.8	33.16	85.5
02/21/2017 01:50	7.8	83.42	93.2	5.8	33.25	86.0	9.0	33.09	93.1	82.4	85.2	5.8	33.17	85.5
02/21/2017 02:00	7.8	83.41	93.1	5.8	33.23	86.0	9.0	33.09	92.9	82.4	85.3	5.8	33.16	85.5
02/21/2017 02:10	7.8	83.36	93.0	5.8	33.21	86.0	9.0	33.07	92.9	82.4	85.2	5.8	33.13	85.4
02/21/2017 02:20	7.8	83.35	92.9	5.8	33.21	85.9	9.0	33.05	92.8	82.4	85.2	5.8	33.13	85.4
02/21/2017 02:30	7.8	83.24	92.9	5.8	33.17	85.9	9.0	33.02	92.7	82.3	85.2	5.8	33.10	85.3
02/21/2017 02:40	7.8	83.18	92.7	5.8	33.15	85.8	9.0	32.99	92.5	82.2	85.0	5.8	33.07	85.3
02/21/2017 02:50	7.8	83.04	92.6	5.8	33.09	85.6	9.0	32.94	92.5	82.0	84.8	5.8	33.01	85.1
02/21/2017 03:00	7.8	83.02	92.6	5.8	33.09	85.6	9.0	32.93	92.4	82.0	84.8	5.8	33.01	85.0
02/21/2017 03:10	7.8	83.00	92.4	5.8	33.08	85.6	9.0	32.92	92.3	82.0	84.9	5.8	33.00	85.1
02/21/2017 03:20	7.8	82.92	92.4	5.8	33.04	85.6	8.9	32.89	92.3	81.9	84.8	5.8	32.97	85.0
02/21/2017 03:30	7.8	82.92	92.3	5.8	33.03	85.5	9.0	32.89	92.2	81.9	84.7	5.8	32.97	85.0
02/21/2017 03:40	7.8	82.92	92.2	5.8	33.03	85.5	8.9	32.89	92.1	82.0	84.8	5.8	32.97	85.0
02/21/2017 03:50	7.8	82.92	92.1	5.8	33.05	85.6	8.9	32.92	92.1	82.0	84.8	5.8	33.01	85.0
02/21/2017 04:00	7.8	82.92	92.0	5.8	33.02	85.5	9.0	32.89	92.0	82.0	84.8	5.8	32.98	85.0

Date/Time	GW2i F	GW2i T	GW2o	GW3i F	GW3i T	GW3o	GW4i F	GW4i T	GW4o	GW5i	GW5o	GW6i F	GW6i T	GW6o
02/21/2017 04:10	7.8	82.92	91.9	5.8	33.01	85.5	9.0	32.89	91.9	81.9	84.7	5.8	32.97	84.9
02/21/2017 04:20	7.8	82.92	92.0	5.8	33.03	85.6	8.9	32.89	91.9	82.0	84.8	5.8	32.97	84.9
02/21/2017 04:30	7.8	82.92	91.9	5.8	33.05	85.6	9.0	32.90	91.9	82.0	84.8	5.8	32.99	84.9
02/21/2017 04:40	7.8	82.92	91.8	5.8	33.06	85.7	9.0	32.93	91.9	82.1	84.9	5.8	33.01	85.0
02/21/2017 04:50	7.8	82.92	91.8	5.8	33.08	85.7	9.0	32.93	91.8	82.2	85.0	5.8	33.01	85.0
02/21/2017 05:00	7.8	82.93	91.7	5.8	33.09	85.6	9.0	32.94	91.8	82.2	84.9	5.8	33.03	85.0
02/21/2017 05:10	7.8	83.00	91.7	5.8	33.09	85.6	8.9	32.97	91.7	82.2	84.9	5.8	33.05	85.0
02/21/2017 05:20	7.8	82.92	91.7	5.8	33.09	85.8	8.9	32.94	91.7	82.2	85.0	5.8	33.03	85.0
02/21/2017 05:30	7.8	82.97	91.7	5.8	33.09	85.7	8.9	32.95	91.7	82.2	85.0	5.8	33.04	85.0
02/21/2017 05:40	7.8	83.02	91.6	5.8	33.09	85.7	8.9	32.97	91.6	82.2	85.0	5.8	33.05	85.0
02/21/2017 05:50	7.8	82.97	91.6	5.8	33.09	85.6	9.0	32.95	91.6	82.2	84.9	5.8	33.04	85.0
02/21/2017 06:00	7.8	82.90	91.5	5.8	33.03	85.5	8.9	32.91	91.5	82.0	84.8	5.8	32.99	84.9
02/21/2017 06:10	7.8	82.75	91.3	5.8	32.96	85.3	9.0	32.81	91.3	81.7	84.6	5.8	32.88	84.7
02/21/2017 06:20	7.8	82.58	91.2	5.8	32.90	85.2	8.9	32.75	91.2	81.6	84.5	5.8	32.83	84.6
02/21/2017 06:30	7.8	82.52	91.1	5.8	32.88	85.1	9.0	32.72	91.1	81.5	84.4	5.8	32.80	84.5
02/21/2017 06:40	7.8	82.40	91.0	5.8	32.83	85.0	9.0	32.67	91.0	81.4	84.3	5.8	32.77	84.4
02/21/2017 06:50	7.8	82.29	90.8	5.8	32.79	84.9	8.9	32.65	90.8	81.3	84.2	5.9	32.72	84.3
02/21/2017 07:00	7.8	82.22	90.8	5.8	32.77	84.8	8.9	32.61	90.8	81.3	84.1	5.9	32.69	84.2
02/21/2017 07:10	7.8	82.15	90.8	5.8	32.73	84.8	8.9	32.59	90.8	81.2	84.1	5.9	32.67	84.1
02/21/2017 07:20	7.8	82.13	90.7	5.8	32.73	84.7	8.9	32.57	90.8	81.2	84.0	5.9	32.65	84.1
02/21/2017 07:30	7.8	82.08	90.6	5.8	32.72	84.6	8.9	32.56	90.7	81.1	84.0	5.9	32.64	84.0
02/21/2017 07:40	7.8	82.02	90.4	5.8	32.66	84.5	8.9	32.53	90.5	81.0	83.9	5.9	32.59	83.9
02/21/2017 07:50	7.8	81.97	90.4	5.8	32.65	84.6	8.9	32.52	90.4	81.0	83.9	5.9	32.60	83.8
02/21/2017 08:00	7.8	81.92	90.5	5.8	32.65	84.5	8.9	32.53	90.3	81.1	83.9	5.9	32.61	83.8
02/21/2017 08:10	7.8	81.93	90.4	5.8	32.65	84.4	8.9	32.51	90.4	81.0	83.9	5.9	32.58	83.8
02/21/2017 08:20	7.6	81.87	90.4	5.6	32.62	84.4	8.7	32.49	90.3	81.0	83.8	5.7	32.57	83.7
02/21/2017 08:30	7.8	81.92	90.3	5.9	32.65	83.5	8.9	32.50	90.2	80.9	83.7	5.9	32.57	83.5
02/21/2017 08:40	7.8	81.92	90.1	5.9	32.63	83.1	8.9	32.49	90.1	80.9	83.7	5.9	32.57	83.6
02/21/2017 08:50	7.8	81.84	90.0	5.9	32.61	83.2	8.9	32.49	90.1	80.9	83.8	5.9	32.55	83.6
02/21/2017 09:00	7.8	81.83	90.0	5.8	32.61	83.1	9.0	32.49	90.1	80.9	83.7	5.9	32.53	83.6
02/21/2017 09:10	7.8	81.83	90.0	5.8	32.61	83.8	9.0	32.49	90.0	80.9	83.7	5.9	32.55	83.5
02/21/2017 09:20	7.8	81.85	90.1	5.8	32.63	84.6	9.0	32.50	90.1	81.0	83.8	5.9	32.57	83.7
02/21/2017 09:30	7.8	81.96	90.0	5.8	32.66	84.7	9.0	32.53	90.1	81.1	83.8	5.9	32.61	83.8
02/21/2017 09:40	7.8	82.04	90.0	5.8	32.72	84.7	9.0	32.58	90.1	81.2	83.9	5.9	32.64	83.8
02/21/2017 09:50	7.8	82.12	90.0	5.8	32.73	84.7	9.0	32.61	90.1	81.3	84.0	5.9	32.67	83.9

Date/Time	GW2i F	GW2i T	GW2o	GW3i F	GW3i T	GW3o	GW4i F	GW4i T	GW4o	GW5i	GW5o	GW6i F	GW6i T	GW6o
02/21/2017 10:00	7.8	82.13	90.0	5.8	32.73	84.7	9.0	32.61	90.1	81.3	84.0	5.9	32.65	83.9
02/21/2017 10:10	7.8	82.14	90.0	5.8	32.74	84.6	9.0	32.62	90.0	81.3	84.0	5.9	32.68	83.9
02/21/2017 10:20	7.8	82.28	90.0	5.8	32.82	84.9	9.0	32.69	90.1	81.5	84.2	5.9	32.77	84.0
02/21/2017 10:30	7.8	82.44	90.0	5.8	32.88	85.1	9.0	32.75	90.1	81.7	84.4	5.9	32.82	84.2
02/21/2017 10:40	7.8	82.56	90.0	5.8	32.93	85.2	9.0	32.81	90.1	81.8	84.5	5.9	32.88	84.3
02/21/2017 10:50	6.2	82.29	90.1	4.6	32.80	84.5	7.1	32.69	90.3	81.9	85.3	4.6	32.78	84.1
02/21/2017 11:00	7.8	82.72	90.1	5.9	32.99	85.0	9.0	32.84	90.3	81.9	85.2	5.9	32.90	84.4
02/21/2017 11:10	7.0	82.73	90.1	5.2	32.99	85.2	8.1	32.85	90.2	81.9	84.6	5.3	32.92	84.5
02/21/2017 11:20	7.8	82.65	90.1	5.9	32.95	84.6	9.0	32.82	90.3	81.9	84.4	5.9	32.89	84.6
02/21/2017 11:30	7.8	82.83	90.1	5.9	33.01	85.3	9.0	32.89	90.2	82.1	84.7	5.9	32.98	84.6
02/21/2017 11:40	7.8	82.91	90.1	5.9	33.05	85.4	9.0	32.92	90.2	82.1	84.8	5.9	33.00	84.7
02/21/2017 11:50	7.8	82.92	90.2	5.9	33.08	85.5	9.0	32.95	90.2	82.2	84.8	5.9	33.03	84.7
02/21/2017 12:00	7.8	82.93	90.1	5.9	33.09	85.5	9.0	32.97	90.2	82.2	84.9	5.9	33.04	84.8
02/21/2017 12:10	7.8	82.92	90.0	5.9	33.07	85.5	9.0	32.93	90.2	82.1	84.8	5.9	33.01	84.7
02/21/2017 12:20	7.8	82.92	90.1	5.9	33.05	85.4	9.0	32.92	90.1	82.1	84.8	5.9	33.00	84.7
02/21/2017 12:30	7.8	82.89	90.0	5.9	33.05	85.4	9.0	32.90	90.1	82.1	84.8	5.9	32.98	84.6
02/21/2017 12:40	7.8	82.82	89.9	5.8	33.01	85.2	9.0	32.88	90.1	82.1	84.7	5.9	32.95	84.6
02/21/2017 12:50	7.8	82.88	90.0	5.8	33.04	85.4	9.0	32.91	90.0	82.1	84.7	5.9	32.98	84.6
02/21/2017 13:00	7.8	82.96	90.0	5.8	33.08	85.4	9.0	32.96	90.0	82.3	84.8	5.9	33.04	84.7
02/21/2017 13:10	6.2	83.02	90.0	4.6	33.09	85.5	7.1	32.98	90.1	82.3	84.9	4.6	33.05	84.8
02/21/2017 13:20	3.5	82.55	89.6	2.5	32.71	84.3	4.0	32.78	90.8	81.2	85.2	2.5	32.76	85.2
02/21/2017 13:30	7.7	82.39	90.7	5.8	32.82	84.5	8.8	32.74	92.9	81.5	86.8	5.7	32.80	85.7
02/21/2017 13:40	7.8	83.56	90.3	5.9	33.36	86.1	9.0	33.25	90.5	83.0	85.5	5.9	33.33	85.4
02/21/2017 13:50	7.8	83.82	90.4	5.9	33.47	86.4	9.0	33.36	90.6	83.5	85.9	5.9	33.45	85.6
02/21/2017 14:00	7.8	83.96	90.4	5.9	33.50	86.5	9.0	33.41	90.6	83.4	86.0	5.9	33.48	85.8
02/21/2017 14:10	7.8	84.10	90.5	5.9	33.58	86.7	9.0	33.45	90.7	83.6	86.1	5.9	33.53	85.9
02/21/2017 14:20	7.8	84.44	90.7	5.9	33.72	87.0	9.0	33.61	90.8	83.9	86.3	5.9	33.67	86.0
02/21/2017 14:30	7.8	84.61	90.7	5.9	33.78	87.3	9.0	33.69	90.9	84.2	86.6	5.9	33.76	86.4
02/21/2017 14:40	7.8	84.70	90.8	5.9	33.78	87.3	9.0	33.68	90.9	84.2	86.5	5.9	33.74	86.4
02/21/2017 14:50	7.8	84.58	90.8	5.9	33.74	87.2	9.0	33.62	90.9	84.0	86.5	5.9	33.68	86.3
02/21/2017 15:00	7.8	84.47	90.6	5.8	33.69	87.1	9.0	33.56	90.8	83.8	86.3	5.9	33.63	86.2
02/21/2017 15:10	7.8	84.36	90.6	5.8	33.66	86.9	9.0	33.53	90.7	83.7	86.3	5.8	33.60	86.1
02/21/2017 15:20	7.8	84.33	90.6	5.8	33.64	86.9	9.0	33.53	90.7	83.7	86.2	5.8	33.59	86.1
02/21/2017 15:30	7.8	84.33	90.5	5.8	33.64	86.8	9.0	33.53	90.7	83.7	86.2	5.8	33.58	86.1
02/21/2017 15:40	7.8	84.33	90.6	5.8	33.65	86.9	9.0	33.53	90.7	83.7	86.2	5.8	33.60	86.1

Date/Time	GW2i F	GW2i T	GW2o	GW3i F	GW3i T	GW3o	GW4i F	GW4i T	GW4o	GW5i	GW5o	GW6i F	GW6i T	GW6o
02/21/2017 15:50	7.8	84.32	90.6	5.8	33.63	87.0	9.0	33.51	90.6	83.7	86.2	5.8	33.59	86.1
02/21/2017 16:00	7.8	84.35	90.6	5.8	33.65	86.9	9.0	33.52	90.6	83.7	86.2	5.8	33.59	86.1
02/21/2017 16:10	7.8	84.42	90.6	5.8	33.69	87.1	9.0	33.56	90.7	83.8	86.3	5.8	33.62	86.2
02/21/2017 16:20	7.8	84.46	90.6	5.8	33.70	87.0	9.0	33.57	90.7	83.8	86.3	5.8	33.63	86.2
02/21/2017 16:30	7.8	84.53	90.6	5.8	33.71	87.0	9.0	33.57	90.7	83.8	86.3	5.8	33.65	86.2
02/21/2017 16:40	7.8	84.59	90.7	5.8	33.73	87.0	9.0	33.61	90.7	83.9	86.4	5.8	33.66	86.2
02/21/2017 16:50	7.8	84.53	90.7	5.8	33.73	87.0	9.0	33.57	90.6	83.8	86.4	5.8	33.65	86.2
02/21/2017 17:00	7.8	84.53	90.6	5.8	33.72	87.0	9.0	33.57	90.6	83.8	86.3	5.8	33.65	86.2
02/21/2017 17:10	7.8	84.50	90.6	5.8	33.73	87.1	9.0	33.60	90.7	83.8	86.4	5.8	33.67	86.2
02/21/2017 17:20	7.8	84.37	90.5	5.8	33.67	87.0	9.0	33.53	90.6	83.8	86.3	5.7	33.61	86.1
02/21/2017 17:30	7.8	84.33	90.5	5.8	33.64	86.9	9.0	33.53	90.5	83.6	86.2	5.7	33.58	86.1
02/21/2017 17:40	7.8	84.19	90.4	5.8	33.58	86.7	9.0	33.45	90.5	83.5	86.1	5.7	33.51	86.0
02/21/2017 17:50	7.8	84.05	90.3	5.8	33.51	86.5	9.0	33.39	90.4	83.3	86.0	5.7	33.46	85.9
02/21/2017 18:00	7.8	83.92	90.2	5.8	33.47	86.4	9.0	33.34	90.3	83.2	85.9	5.7	33.41	85.8
02/21/2017 18:10	7.8	83.79	90.1	5.8	33.42	86.3	9.0	33.28	90.2	83.1	85.7	5.7	33.36	85.6
02/21/2017 18:20	7.8	83.67	90.1	5.8	33.37	86.1	9.0	33.24	90.1	82.9	85.6	5.7	33.31	85.5
02/21/2017 18:30	7.8	83.55	90.0	5.8	33.32	86.1	9.0	33.18	90.0	82.8	85.6	5.7	33.26	85.4
02/21/2017 18:40	7.8	83.44	90.0	5.8	33.29	85.9	9.0	33.14	89.9	82.7	85.4	5.7	33.21	85.3
02/21/2017 18:50	7.8	83.37	89.9	5.8	33.25	85.8	9.0	33.10	89.9	82.7	85.3	5.7	33.18	85.3
02/21/2017 19:00	7.8	83.23	89.8	5.8	33.19	85.8	9.0	33.06	89.8	82.5	85.3	5.7	33.13	85.2
02/21/2017 19:10	7.8	83.14	89.8	5.8	33.16	85.6	9.0	33.02	89.8	82.3	85.2	5.7	33.09	85.0
02/21/2017 19:20	7.8	82.98	89.6	5.8	33.11	85.5	9.0	32.97	89.7	82.3	85.1	5.7	33.04	84.9
02/21/2017 19:30	7.8	82.92	89.5	5.8	33.06	85.4	9.0	32.93	89.7	82.2	85.0	5.7	33.01	84.8
02/21/2017 19:40	7.8	82.86	89.5	5.8	33.02	85.3	9.0	32.89	89.5	82.1	84.9	5.7	32.97	84.7
02/21/2017 19:50	7.8	82.74	89.5	5.8	33.00	85.2	9.0	32.85	89.4	82.0	84.8	5.7	32.94	84.6
02/21/2017 20:00	7.8	82.58	89.4	5.8	32.95	85.1	9.0	32.81	89.3	81.9	84.7	5.7	32.89	84.5
02/21/2017 20:10	7.8	82.52	89.3	5.8	32.92	85.0	9.0	32.79	89.3	81.8	84.6	5.7	32.86	84.4
02/21/2017 20:20	7.8	82.50	89.2	5.8	32.89	84.9	9.0	32.74	89.3	81.7	84.6	5.7	32.84	84.4
02/21/2017 20:30	7.8	82.37	89.2	5.8	32.87	84.9	9.0	32.71	89.2	81.6	84.5	5.7	32.80	84.3
02/21/2017 20:40	7.8	82.32	89.1	5.8	32.84	84.8	9.0	32.69	89.1	81.6	84.4	5.7	32.77	84.2
02/21/2017 20:50	7.8	82.18	89.1	5.8	32.79	84.7	9.0	32.65	89.1	81.4	84.3	5.7	32.74	84.1
02/21/2017 21:00	7.8	82.13	89.0	5.7	32.75	84.6	9.0	32.62	89.0	81.4	84.2	5.7	32.70	84.0
02/21/2017 21:10	7.8	82.06	88.9	5.7	32.73	84.5	9.0	32.60	88.9	81.3	84.2	5.7	32.67	83.9
02/21/2017 21:20	7.8	82.03	88.8	5.7	32.72	84.4	9.0	32.57	88.8	81.2	84.1	5.7	32.65	83.8
02/21/2017 21:30	7.8	81.98	88.8	5.7	32.70	84.5	9.0	32.55	88.8	81.2	84.1	5.7	32.64	83.8

Date/Time	GW2i F	GW2i T	GW2o	GW3i F	GW3i T	GW3o	GW4i F	GW4i T	GW4o	GW5i	GW5o	GW6i F	GW6i T	GW6o
02/21/2017 21:40	7.8	81.91	88.7	5.7	32.67	84.3	9.0	32.53	88.8	81.1	84.0	5.7	32.61	83.8
02/21/2017 21:50	7.8	81.83	88.7	5.7	32.64	84.2	9.0	32.49	88.7	81.1	83.9	5.7	32.58	83.7
02/21/2017 22:00	7.8	81.80	88.6	5.7	32.61	84.2	9.0	32.47	88.6	81.0	83.9	5.7	32.56	83.7
02/21/2017 22:10	7.8	81.70	88.6	5.7	32.58	84.2	9.0	32.44	88.6	80.9	83.8	5.7	32.53	83.6
02/21/2017 22:20	7.8	81.58	88.5	5.7	32.54	84.1	9.0	32.39	88.5	80.8	83.7	5.7	32.48	83.6
02/21/2017 22:30	7.8	81.42	88.5	5.7	32.47	84.0	9.0	32.34	88.4	80.7	83.6	5.7	32.43	83.4
02/21/2017 22:40	7.8	81.33	88.3	5.7	32.45	83.9	9.0	32.29	88.4	80.6	83.5	5.7	32.38	83.3
02/21/2017 22:50	7.8	81.31	88.3	5.7	32.41	83.8	9.0	32.29	88.2	80.5	83.4	5.7	32.37	83.2
02/21/2017 23:00	7.8	81.21	88.2	5.7	32.37	83.6	9.0	32.24	88.1	80.4	83.3	5.7	32.34	83.0
02/21/2017 23:10	7.8	81.22	88.1	5.7	32.37	83.6	9.0	32.25	88.1	80.4	83.2	5.7	32.33	83.0
02/21/2017 23:20	7.8	81.13	88.1	5.7	32.34	83.6	9.0	32.21	88.1	80.3	83.3	5.7	32.30	82.9
02/21/2017 23:30	7.8	81.13	88.1	5.7	32.32	83.4	9.0	32.18	88.0	80.2	83.2	5.7	32.28	82.8
02/21/2017 23:40	7.8	81.03	88.0	5.7	32.27	83.3	9.0	32.12	87.9	80.1	83.0	5.7	32.23	82.8
02/21/2017 23:50	7.8	80.93	87.9	5.7	32.25	83.3	9.0	32.09	87.9	80.1	82.9	5.7	32.21	82.7
02/22/2017 00:00	7.8	80.92	87.9	5.7	32.23	83.2	9.0	32.09	87.8	80.0	82.9	5.7	32.18	82.7
02/22/2017 00:10	7.8	80.87	87.8	5.7	32.21	83.1	9.0	32.09	87.8	80.0	82.9	5.7	32.17	82.7
02/22/2017 00:20	7.8	80.83	87.8	5.7	32.21	83.2	9.0	32.07	87.8	80.0	82.9	5.7	32.17	82.6
02/22/2017 00:30	7.8	80.82	87.8	5.7	32.21	83.1	9.0	32.05	87.7	79.9	82.8	5.7	32.16	82.6
02/22/2017 00:40	7.8	80.75	87.7	5.7	32.18	83.0	9.0	32.03	87.6	79.9	82.8	5.7	32.14	82.6
02/22/2017 00:50	7.8	80.69	87.6	5.7	32.16	83.0	9.0	32.00	87.6	79.8	82.7	5.7	32.12	82.5
02/22/2017 01:00	7.8	80.57	87.5	5.7	32.12	83.0	9.0	31.95	87.5	79.7	82.7	5.7	32.06	82.4
02/22/2017 01:10	7.8	80.44	87.5	5.7	32.07	82.9	9.0	31.91	87.4	79.6	82.6	5.7	32.03	82.4
02/22/2017 01:20	7.8	80.33	87.4	5.7	32.05	82.8	9.0	31.89	87.4	79.5	82.5	5.7	32.00	82.2
02/22/2017 01:30	7.8	80.27	87.3	5.7	32.00	82.7	9.0	31.83	87.3	79.4	82.5	5.7	31.95	82.2
02/22/2017 01:40	7.8	80.16	87.3	5.7	31.97	82.6	9.0	31.80	87.3	79.3	82.3	5.7	31.91	82.1
02/22/2017 01:50	7.8	80.09	87.2	5.7	31.92	82.5	9.0	31.77	87.1	79.2	82.2	5.7	31.88	81.9
02/22/2017 02:00	7.8	79.85	87.0	5.7	31.84	82.2	9.0	31.67	87.0	79.0	82.0	5.7	31.79	81.8
02/22/2017 02:10	7.8	79.84	87.0	5.7	31.82	82.1	9.0	31.65	86.9	78.9	81.9	5.7	31.77	81.6
02/22/2017 02:20	7.8	79.74	86.8	5.7	31.79	82.0	9.0	31.64	86.9	78.9	81.9	5.7	31.73	81.6
02/22/2017 02:30	7.8	79.42	86.7	5.7	31.66	81.8	9.0	31.50	86.8	78.6	81.7	5.7	31.61	81.4
02/22/2017 02:40	7.8	79.31	86.6	5.7	31.60	81.6	8.9	31.44	86.5	78.3	81.4	5.7	31.55	81.2
02/22/2017 02:50	7.8	79.19	86.5	5.7	31.56	81.5	8.9	31.39	86.6	78.2	81.4	5.7	31.51	81.1
02/22/2017 03:00	7.8	79.02	86.4	5.7	31.50	81.3	8.9	31.34	86.5	78.1	81.2	5.7	31.45	80.9
02/22/2017 03:10	7.8	78.92	86.4	5.7	31.45	81.3	8.9	31.30	86.4	78.0	81.2	5.7	31.39	80.8
02/22/2017 03:20	7.8	78.88	86.3	5.7	31.43	81.3	8.9	31.28	86.3	78.0	81.1	5.7	31.38	80.8

Date/Time	GW2i F	GW2i T	GW2o	GW3i F	GW3i T	GW3o	GW4i F	GW4i T	GW4o	GW5i	GW5o	GW6i F	GW6i T	GW6o
02/22/2017 03:30	7.8	78.73	86.2	5.7	31.41	81.2	8.9	31.25	86.2	77.9	81.1	5.7	31.33	80.7
02/22/2017 03:40	7.8	78.78	86.1	5.7	31.41	81.2	8.9	31.25	86.2	77.9	81.0	5.7	31.34	80.7
02/22/2017 03:50	7.8	78.72	86.1	5.7	31.41	81.2	8.9	31.25	86.1	78.0	81.0	5.7	31.34	80.7
02/22/2017 04:00	7.8	78.65	86.0	5.7	31.39	81.1	8.9	31.23	86.1	77.9	81.0	5.7	31.33	80.6
02/22/2017 04:10	7.8	78.54	86.0	5.7	31.33	81.0	8.9	31.19	86.1	77.8	80.9	5.7	31.30	80.5
02/22/2017 04:20	7.8	78.51	86.0	5.7	31.32	81.0	8.9	31.16	86.0	77.7	80.9	5.7	31.28	80.5
02/22/2017 04:30	7.8	78.42	85.9	5.7	31.28	80.9	8.9	31.12	85.9	77.6	80.8	5.7	31.23	80.4
02/22/2017 04:40	7.8	78.34	85.8	5.7	31.26	80.7	8.9	31.10	85.8	77.6	80.7	5.8	31.21	80.4
02/22/2017 04:50	7.8	78.24	85.8	5.7	31.21	80.7	8.9	31.06	85.8	77.5	80.6	5.7	31.18	80.3
02/22/2017 05:00	7.8	78.22	85.7	5.7	31.20	80.6	8.9	31.05	85.7	77.4	80.6	5.7	31.16	80.2
02/22/2017 05:10	7.8	78.19	85.6	5.7	31.17	80.5	8.9	31.03	85.6	77.4	80.5	5.7	31.13	80.2
02/22/2017 05:20	7.8	78.13	85.5	5.7	31.14	80.5	8.9	31.00	85.6	77.3	80.5	5.8	31.12	80.1
02/22/2017 05:30	7.8	78.02	85.5	5.7	31.11	80.4	8.9	30.97	85.5	77.2	80.4	5.7	31.08	80.0
02/22/2017 05:40	7.8	77.88	85.4	5.7	31.07	80.3	8.9	30.91	85.4	77.1	80.3	5.8	31.03	79.8
02/22/2017 05:50	7.8	77.85	85.3	5.7	31.04	80.3	8.9	30.90	85.3	77.0	80.2	5.8	31.00	79.8
02/22/2017 06:00	7.8	77.81	85.3	5.7	31.01	80.1	8.9	30.86	85.3	76.9	80.1	5.8	30.96	79.7
02/22/2017 06:10	7.8	77.70	85.2	5.7	30.97	80.0	8.9	30.82	85.2	76.8	79.9	5.8	30.92	79.6
02/22/2017 06:20	7.8	77.71	85.1	5.7	30.97	80.0	8.9	30.81	85.1	76.8	79.9	5.8	30.92	79.5
02/22/2017 06:30	7.8	77.63	85.0	5.7	30.93	80.0	8.9	30.80	85.0	76.7	79.9	5.8	30.89	79.5
02/22/2017 06:40	7.8	77.63	85.0	5.7	30.93	79.9	8.9	30.81	85.0	76.7	79.9	5.7	30.89	79.5
02/22/2017 06:50	7.8	77.58	84.8	5.7	30.91	79.8	8.9	30.78	85.0	76.7	79.8	5.8	30.86	79.4
02/22/2017 07:00	7.8	77.53	84.8	5.7	30.90	79.8	8.9	30.76	84.9	76.7	79.8	5.8	30.85	79.4
02/22/2017 07:10	7.8	77.57	84.9	5.7	30.91	79.8	8.9	30.77	84.9	76.7	79.8	5.8	30.86	79.3
02/22/2017 07:20	7.8	77.58	84.9	5.7	30.91	79.9	8.9	30.77	84.9	76.6	79.7	5.8	30.86	79.4
02/22/2017 07:30	7.8	77.58	84.8	5.7	30.91	79.8	8.9	30.76	84.8	76.6	79.7	5.8	30.85	79.3
02/22/2017 07:40	7.8	77.63	84.8	5.7	30.93	79.9	8.9	30.77	84.8	76.7	79.7	5.8	30.86	79.3
02/22/2017 07:50	7.8	77.69	84.8	5.7	30.95	80.0	8.9	30.81	84.8	76.7	79.8	5.8	30.89	79.4
02/22/2017 08:00	7.8	77.72	84.7	5.7	30.96	79.9	8.9	30.81	84.8	76.8	79.8	5.7	30.89	79.4
02/22/2017 08:10	7.8	77.70	84.8	5.7	30.95	80.0	8.9	30.81	84.8	76.8	79.8	5.8	30.89	79.4
02/22/2017 08:20	7.8	77.72	84.8	5.7	30.96	79.9	8.9	30.82	84.8	76.8	79.8	5.8	30.91	79.4
02/22/2017 08:30	7.8	77.81	84.8	5.7	31.00	80.1	8.9	30.84	84.8	76.8	79.9	5.8	30.95	79.5
02/22/2017 08:40	7.8	77.84	84.9	5.7	31.02	80.1	8.9	30.90	84.9	77.0	79.9	5.8	31.00	79.6
02/22/2017 08:50	7.8	77.98	84.9	5.7	31.07	80.3	8.9	30.95	84.9	77.2	80.0	5.7	31.04	79.7
02/22/2017 09:00	7.8	78.02	84.8	5.7	31.09	80.3	8.9	30.97	84.9	77.2	80.1	5.7	31.05	79.8
02/22/2017 09:10	7.8	78.11	84.9	5.7	31.13	80.4	8.9	30.99	84.9	77.2	80.2	5.8	31.09	79.8

Date/Time	GW2i F	GW2i T	GW2o	GW3i F	GW3i T	GW3o	GW4i F	GW4i T	GW4o	GW5i	GW5o	GW6i F	GW6i T	GW6o
02/22/2017 09:20	7.8	78.22	85.0	5.7	31.16	80.4	8.9	31.03	84.9	77.4	80.3	5.8	31.13	79.9
02/22/2017 09:30	7.8	78.26	85.0	5.7	31.19	80.6	8.9	31.06	85.0	77.4	80.4	5.7	31.16	80.0
02/22/2017 09:40	7.8	78.32	85.0	5.7	31.22	80.6	8.9	31.09	85.0	77.5	80.4	5.7	31.17	80.0
02/22/2017 09:50	7.8	78.39	85.0	5.7	31.25	80.6	8.9	31.09	85.0	77.5	80.4	5.8	31.20	80.0
02/22/2017 10:00	7.8	78.44	85.0	5.7	31.29	80.7	8.9	31.13	85.0	77.6	80.5	5.7	31.22	80.1
02/22/2017 10:10	7.8	78.43	84.9	5.7	31.28	80.7	8.9	31.11	85.0	77.6	80.5	5.7	31.21	80.1
02/22/2017 10:20	7.8	78.52	84.9	5.7	31.30	80.7	8.9	31.15	85.0	77.6	80.5	5.7	31.24	80.2
02/22/2017 10:30	7.8	78.61	85.0	5.7	31.36	80.8	8.9	31.20	85.0	77.8	80.6	5.8	31.31	80.2
02/22/2017 10:40	7.8	78.70	85.1	5.7	31.38	80.9	8.9	31.23	85.1	77.9	80.7	5.7	31.32	80.3
02/22/2017 10:50	7.8	78.74	85.1	5.7	31.41	81.0	8.9	31.25	85.1	77.9	80.8	5.7	31.34	80.4
02/22/2017 11:00	7.8	78.81	85.1	5.7	31.41	81.1	8.9	31.26	85.2	78.0	80.8	5.7	31.37	80.4
02/22/2017 11:10	7.8	78.83	85.1	5.7	31.41	81.1	8.9	31.27	85.1	78.0	80.8	5.8	31.37	80.5
02/22/2017 11:20	7.8	78.91	85.1	5.7	31.45	81.2	8.9	31.31	85.1	78.0	80.8	5.7	31.40	80.5
02/22/2017 11:30	7.9	79.02	85.2	5.8	31.50	81.3	9.1	31.36	85.1	78.2	80.9	5.9	31.45	80.6
02/22/2017 11:40	7.9	79.09	85.1	5.8	31.52	81.3	9.1	31.38	85.0	77.9	80.0	5.9	31.47	80.6
02/22/2017 11:50	7.8	79.23	85.3	5.7	31.59	81.6	8.9	31.43	85.2	78.0	80.4	5.7	31.55	80.8
02/22/2017 12:00	7.8	79.41	85.3	5.7	31.66	81.8	8.9	31.52	85.4	78.7	81.4	5.7	31.62	80.9
02/22/2017 12:10	7.8	79.52	85.5	5.7	31.69	81.8	8.9	31.53	85.5	78.7	81.5	5.7	31.64	81.0
02/22/2017 12:20	7.8	79.60	85.5	5.7	31.73	82.0	8.9	31.58	85.6	78.8	81.5	5.7	31.69	81.2
02/22/2017 12:30	7.8	79.81	85.5	5.7	31.83	82.2	8.9	31.69	85.6	79.0	81.6	5.7	31.78	81.3
02/22/2017 12:40	7.8	80.06	85.7	5.7	31.94	82.4	8.9	31.79	85.7	79.3	81.9	5.7	31.89	81.6
02/22/2017 12:50	7.7	80.31	85.8	5.7	32.06	82.7	8.9	31.91	85.9	79.7	82.2	5.7	32.02	81.8
02/22/2017 13:00	7.8	80.55	85.9	5.7	32.17	83.0	8.9	32.05	86.1	80.1	82.5	5.7	32.13	82.1
02/22/2017 13:10	7.7	80.91	86.0	5.7	32.33	83.4	8.9	32.23	86.3	80.5	82.9	5.7	32.30	82.5
02/22/2017 13:20	7.8	81.23	86.2	5.7	32.44	83.6	8.9	32.35	86.5	80.8	83.2	5.7	32.42	82.8
02/22/2017 13:30	7.8	81.54	86.4	5.7	32.56	84.0	8.9	32.48	86.6	81.1	83.4	5.7	32.55	83.1
02/22/2017 13:40	7.8	81.79	86.6	5.7	32.66	84.3	8.9	32.58	86.8	81.5	83.7	5.7	32.66	83.3
02/22/2017 13:50	7.7	82.01	86.8	5.7	32.77	84.7	8.9	32.67	87.0	81.8	83.9	5.7	32.76	83.6
02/22/2017 14:00	7.7	82.39	86.9	5.7	32.92	85.1	8.9	32.81	87.2	82.1	84.3	5.7	32.90	83.9
02/22/2017 14:10	7.8	82.61	87.1	5.7	33.01	85.3	8.9	32.91	87.3	82.4	84.5	5.7	33.00	84.2
02/22/2017 14:20	7.7	82.93	87.3	5.6	33.14	85.7	8.9	33.04	87.5	82.7	84.8	5.7	33.11	84.4
02/22/2017 14:30	7.8	83.25	87.5	5.6	33.27	86.1	8.9	33.17	87.7	83.0	85.1	5.7	33.24	84.8
02/22/2017 14:40	7.7	83.33	87.5	5.6	33.26	86.2	8.9	33.16	87.8	83.0	85.2	5.7	33.23	84.9
02/22/2017 14:50	7.7	83.39	87.7	5.7	33.27	86.2	8.9	33.16	87.8	82.8	85.1	5.7	33.23	84.8
02/22/2017 15:00	7.7	83.49	87.7	5.6	33.32	86.3	8.9	33.20	87.9	82.9	85.2	5.7	33.27	84.9

Date/Time	GW2i F	GW2i T	GW2o	GW3i F	GW3i T	GW3o	GW4i F	GW4i T	GW4o	GW5i	GW5o	GW6i F	GW6i T	GW6o
02/22/2017 15:10	7.7	83.60	87.8	5.6	33.35	86.4	8.9	33.24	88.0	83.1	85.3	5.7	33.31	85.1
02/22/2017 15:20	7.7	83.89	88.0	5.6	33.52	86.6	8.9	33.39	88.1	83.4	85.5	5.7	33.46	85.3
02/22/2017 15:30	7.7	84.30	88.2	5.6	33.70	87.2	8.9	33.59	88.4	84.1	86.0	5.6	33.66	85.8
02/22/2017 15:40	7.7	84.75	88.5	5.6	33.89	87.6	9.0	33.78	88.6	84.5	86.5	5.6	33.84	86.2
02/22/2017 15:50	7.7	85.05	88.7	5.6	33.98	88.1	8.9	33.89	88.9	84.8	86.8	5.6	33.94	86.5
02/22/2017 16:00	7.7	85.11	88.8	5.6	33.95	88.0	8.9	33.85	88.9	84.7	86.8	5.6	33.93	86.5
02/22/2017 16:10	7.7	85.16	88.8	5.6	33.99	88.0	8.9	33.87	89.0	84.6	86.7	5.6	33.94	86.5
02/22/2017 16:20	7.7	85.22	88.9	5.6	34.01	88.1	8.9	33.89	89.0	84.7	86.9	5.6	33.97	86.6
02/22/2017 16:30	7.7	85.26	89.0	5.6	34.01	88.2	8.9	33.89	89.1	84.7	86.8	5.6	33.97	86.7
02/22/2017 16:40	7.7	85.32	89.0	5.6	34.02	88.1	8.9	33.89	89.1	84.7	86.8	5.6	33.97	86.7
02/22/2017 16:50	7.7	85.33	89.1	5.6	34.04	88.1	8.9	33.89	89.1	84.7	86.9	5.6	33.97	86.7
02/22/2017 17:00	7.7	85.36	89.1	5.6	34.06	88.2	8.9	33.92	89.2	84.7	86.9	5.6	33.99	86.8
02/22/2017 17:10	7.7	85.48	89.2	5.6	34.14	88.4	9.0	33.98	89.2	84.9	87.0	5.6	34.06	86.9
02/22/2017 17:20	7.7	85.60	89.3	5.6	34.17	88.5	8.9	34.01	89.3	85.0	87.2	5.6	34.09	87.0
02/22/2017 17:30	7.7	85.63	89.3	5.6	34.17	88.5	8.9	34.03	89.4	85.0	87.2	5.6	34.09	87.1
02/22/2017 17:40	7.7	85.66	89.3	5.6	34.19	88.5	8.9	34.05	89.4	85.0	87.2	5.6	34.11	87.1
02/22/2017 17:50	7.7	85.63	89.4	5.6	34.15	88.4	8.9	34.02	89.5	85.0	87.2	5.6	34.07	87.0
02/22/2017 18:00	7.7	85.51	89.4	5.6	34.10	88.3	8.9	33.97	89.4	84.8	87.1	5.6	34.04	86.9
02/22/2017 18:10	7.7	85.36	89.3	5.6	34.03	88.0	8.9	33.90	89.3	84.6	86.9	5.6	33.97	86.8
02/22/2017 18:20	7.7	85.31	89.3	5.6	34.01	87.9	8.9	33.89	89.3	84.6	86.8	5.6	33.94	86.7
02/22/2017 18:30	7.7	85.19	89.3	5.6	33.96	87.9	8.9	33.84	89.3	84.4	86.8	5.6	33.92	86.7
02/22/2017 18:40	7.7	85.08	89.2	5.7	33.91	87.7	8.9	33.79	89.2	84.3	86.7	5.6	33.86	86.5
02/22/2017 18:50	7.7	84.96	89.2	5.6	33.87	87.6	8.9	33.74	89.2	84.2	86.6	5.7	33.81	86.4
02/22/2017 19:00	7.7	84.82	89.1	5.6	33.82	87.5	8.9	33.69	89.1	84.1	86.5	5.6	33.77	86.4
02/22/2017 19:10	7.7	84.76	89.1	5.6	33.79	87.3	8.9	33.68	89.0	84.0	86.4	5.6	33.74	86.3
02/22/2017 19:20	7.7	84.74	89.0	5.6	33.77	87.3	8.9	33.65	89.0	84.0	86.3	5.6	33.73	86.2
02/22/2017 19:30	7.7	84.72	89.1	5.6	33.76	87.3	8.9	33.63	89.0	83.9	86.3	5.6	33.69	86.1
02/22/2017 19:40	7.8	84.62	89.1	5.6	33.72	87.2	8.9	33.59	88.9	83.8	86.2	5.6	33.65	86.1
02/22/2017 19:50	7.7	84.53	89.0	5.6	33.69	87.0	8.9	33.54	88.9	83.7	86.1	5.6	33.62	86.0
02/22/2017 20:00	7.7	84.45	88.9	5.6	33.65	86.9	8.9	33.52	88.8	83.6	86.0	5.6	33.59	85.9
02/22/2017 20:10	7.7	84.33	88.9	5.6	33.61	86.8	8.9	33.48	88.8	83.5	86.0	5.6	33.54	85.8
02/22/2017 20:20	7.7	84.26	88.9	5.6	33.57	86.7	8.9	33.43	88.7	83.3	85.8	5.6	33.50	85.7
02/22/2017 20:30	7.7	84.16	88.8	5.6	33.52	86.6	8.9	33.39	88.7	83.3	85.7	5.7	33.47	85.6
02/22/2017 20:40	7.7	84.04	88.7	5.6	33.49	86.5	8.9	33.35	88.6	83.1	85.7	5.6	33.42	85.4
02/22/2017 20:50	7.7	83.92	88.7	5.6	33.44	86.4	8.9	33.29	88.6	83.1	85.5	5.7	33.37	85.4

Date/Time	GW2i F	GW2i T	GW2o	GW3i F	GW3i T	GW3o	GW4i F	GW4i T	GW4o	GW5i	GW5o	GW6i F	GW6i T	GW6o
02/22/2017 21:00	7.7	83.80	88.6	5.6	33.38	86.2	8.9	33.25	88.5	82.9	85.4	5.7	33.32	85.3
02/22/2017 21:10	7.7	83.65	88.5	5.6	33.34	86.1	8.9	33.19	88.4	82.8	85.3	5.7	33.26	85.1
02/22/2017 21:20	7.7	83.48	88.5	5.6	33.27	85.9	8.9	33.12	88.3	82.6	85.2	5.7	33.19	85.0
02/22/2017 21:30	7.7	83.38	88.5	5.6	33.23	85.8	8.9	33.08	88.2	82.5	85.1	5.7	33.16	84.9
02/22/2017 21:40	7.7	83.27	88.3	5.6	33.18	85.7	8.9	33.05	88.2	82.4	85.0	5.7	33.11	84.7
02/22/2017 21:50	7.7	83.22	88.3	5.6	33.16	85.6	8.9	33.00	88.1	82.2	84.9	5.7	33.07	84.6
02/22/2017 22:00	7.7	83.09	88.2	5.6	33.09	85.5	8.9	32.96	88.0	82.1	84.8	5.7	33.03	84.6
02/22/2017 22:10	7.7	82.97	88.2	5.6	33.04	85.3	8.9	32.91	88.0	82.1	84.6	5.7	32.98	84.4
02/22/2017 22:20	7.7	82.88	88.1	5.6	33.00	85.1	8.9	32.86	87.9	81.9	84.5	5.7	32.93	84.4
02/22/2017 22:30	7.7	82.74	88.0	5.6	32.95	85.1	8.9	32.81	87.9	81.8	84.5	5.7	32.88	84.2
02/22/2017 22:40	7.7	82.60	88.0	5.6	32.90	85.0	8.9	32.77	87.8	81.7	84.4	5.7	32.84	84.1
02/22/2017 22:50	7.7	82.48	87.9	5.6	32.86	84.9	8.9	32.71	87.7	81.5	84.2	5.7	32.79	84.0
02/22/2017 23:00	7.8	82.33	87.8	5.6	32.80	84.7	8.9	32.65	87.6	81.4	84.1	5.7	32.73	83.8
02/22/2017 23:10	7.7	82.21	87.7	5.6	32.75	84.5	8.9	32.62	87.5	81.3	84.0	5.7	32.68	83.7
02/22/2017 23:20	7.7	82.09	87.6	5.6	32.71	84.5	8.9	32.56	87.5	81.2	83.8	5.7	32.63	83.6
02/22/2017 23:30	7.7	81.97	87.6	5.6	32.65	84.4	8.9	32.51	87.4	81.0	83.7	5.7	32.58	83.5
02/22/2017 23:40	7.7	81.84	87.5	5.6	32.59	84.2	8.9	32.46	87.3	80.9	83.6	5.7	32.53	83.4
02/22/2017 23:50	7.7	81.75	87.4	5.6	32.55	84.1	8.9	32.40	87.2	80.8	83.5	5.7	32.48	83.2
02/23/2017 00:00	7.7	81.62	87.3	5.6	32.51	84.0	8.9	32.37	87.1	80.7	83.4	5.7	32.44	83.1
02/23/2017 00:10	7.7	81.50	87.2	5.6	32.47	83.9	8.9	32.33	87.0	80.6	83.3	5.7	32.41	83.1
02/23/2017 00:20	7.7	81.42	87.1	5.6	32.44	83.8	8.9	32.28	86.9	80.5	83.2	5.7	32.36	83.0
02/23/2017 00:30	7.7	81.32	87.1	5.6	32.38	83.7	8.9	32.25	86.9	80.3	83.1	5.7	32.33	82.8
02/23/2017 00:40	7.7	81.22	87.1	5.6	32.35	83.6	8.9	32.20	86.8	80.2	83.0	5.7	32.29	82.8
02/23/2017 00:50	7.7	81.13	87.0	5.6	32.31	83.5	8.9	32.16	86.8	80.2	82.9	5.7	32.25	82.6
02/23/2017 01:00	7.7	81.07	87.0	5.6	32.29	83.4	8.9	32.12	86.7	80.0	82.9	5.7	32.21	82.5
02/23/2017 01:10	7.7	80.98	86.9	5.6	32.26	83.4	8.9	32.09	86.7	80.0	82.8	5.7	32.19	82.5
02/23/2017 01:20	7.7	80.92	86.9	5.6	32.24	83.3	8.9	32.09	86.6	80.0	82.8	5.7	32.17	82.5
02/23/2017 01:30	7.7	80.87	86.8	5.6	32.21	83.3	8.9	32.06	86.6	79.9	82.7	5.7	32.17	82.4
02/23/2017 01:40	7.8	80.81	86.8	5.6	32.19	83.2	8.9	32.03	86.6	79.9	82.6	5.7	32.13	82.3
02/23/2017 01:50	7.7	80.76	86.7	5.6	32.17	83.1	8.9	32.02	86.5	79.8	82.6	5.7	32.12	82.3
02/23/2017 02:00	7.7	80.72	86.7	5.6	32.15	83.1	8.9	32.00	86.5	79.8	82.6	5.7	32.10	82.3
02/23/2017 02:10	7.7	80.69	86.6	5.6	32.13	83.1	8.9	31.97	86.4	79.8	82.6	5.7	32.09	82.2
02/23/2017 02:20	7.8	80.65	86.7	5.6	32.13	83.2	8.9	31.98	86.5	79.8	82.6	5.7	32.09	82.2
02/23/2017 02:30	7.7	80.65	86.6	5.6	32.13	83.1	8.9	31.98	86.5	79.8	82.6	5.7	32.09	82.2
02/23/2017 02:40	7.7	80.55	86.5	5.6	32.12	83.0	8.9	31.95	86.4	79.7	82.5	5.7	32.08	82.2

Date/Time	GW2i F	GW2i T	GW2o	GW3i F	GW3i T	GW3o	GW4i F	GW4i T	GW4o	GW5i	GW5o	GW6i F	GW6i T	GW6o
02/23/2017 02:50	7.7	80.46	86.4	5.6	32.08	82.9	8.9	31.93	86.2	79.7	82.5	5.7	32.05	82.1
02/23/2017 03:00	7.7	80.16	86.4	5.6	31.96	82.6	8.9	31.81	86.1	79.3	82.2	5.7	31.91	82.0
02/23/2017 03:10	7.7	80.04	86.3	5.6	31.91	82.5	8.9	31.76	86.1	79.2	82.1	5.7	31.87	81.8
02/23/2017 03:20	7.7	79.80	86.1	5.6	31.83	82.2	8.9	31.65	86.0	78.9	81.9	5.7	31.77	81.6
02/23/2017 03:30	7.7	79.72	86.1	5.6	31.78	82.2	8.9	31.63	85.9	78.8	81.8	5.7	31.74	81.4
02/23/2017 03:40	7.7	79.64	86.0	5.6	31.75	82.1	8.9	31.60	85.8	78.8	81.7	5.7	31.72	81.4
02/23/2017 03:50	7.8	79.50	85.9	5.6	31.71	82.0	8.9	31.54	85.7	78.7	81.6	5.7	31.66	81.3
02/23/2017 04:00	7.7	79.42	85.8	5.6	31.67	81.9	8.9	31.51	85.6	78.6	81.5	5.7	31.61	81.2
02/23/2017 04:10	7.7	79.36	85.8	5.6	31.63	81.7	8.9	31.48	85.5	78.5	81.4	5.7	31.60	81.0
02/23/2017 04:20	7.7	79.30	85.6	5.6	31.59	81.7	8.9	31.45	85.5	78.4	81.4	5.7	31.57	81.0
02/23/2017 04:30	7.7	79.22	85.5	5.6	31.57	81.6	8.9	31.41	85.4	78.3	81.3	5.7	31.53	80.9
02/23/2017 04:40	7.7	79.11	85.6	5.6	31.53	81.5	8.9	31.38	85.4	78.3	81.2	5.7	31.49	80.8
02/23/2017 04:50	7.7	79.04	85.4	5.6	31.50	81.3	8.9	31.36	85.3	78.2	81.1	5.7	31.46	80.7
02/23/2017 05:00	7.7	78.93	85.4	5.6	31.46	81.3	8.9	31.32	85.2	78.1	81.0	5.7	31.43	80.7
02/23/2017 05:10	7.7	78.88	85.3	5.6	31.43	81.2	8.9	31.29	85.2	78.1	81.0	5.7	31.39	80.6
02/23/2017 05:20	7.7	78.77	85.3	5.6	31.41	81.1	8.9	31.25	85.1	77.9	80.9	5.7	31.35	80.5
02/23/2017 05:30	7.7	78.73	85.2	5.6	31.40	81.0	8.9	31.25	85.1	77.9	80.8	5.7	31.34	80.4
02/23/2017 05:40	7.7	78.66	85.1	5.6	31.37	81.0	8.9	31.21	84.9	77.9	80.8	5.7	31.33	80.4
02/23/2017 05:50	7.8	78.57	85.0	5.6	31.35	81.0	8.9	31.20	85.0	77.9	80.8	5.7	31.31	80.4
02/23/2017 06:00	7.7	78.53	85.0	5.6	31.34	81.0	8.9	31.18	85.0	77.8	80.7	5.7	31.29	80.3
02/23/2017 06:10	7.7	78.53	85.0	5.6	31.32	80.9	8.9	31.16	84.9	77.7	80.7	5.7	31.27	80.3
02/23/2017 06:20	7.7	78.53	85.0	5.6	31.32	80.8	8.9	31.17	84.8	77.7	80.7	5.7	31.28	80.2
02/23/2017 06:30	7.7	78.47	84.9	5.6	31.30	80.8	8.9	31.14	84.8	77.6	80.7	5.7	31.25	80.2
02/23/2017 06:40	7.7	78.29	84.9	5.6	31.23	80.6	8.9	31.08	84.7	77.4	80.5	5.7	31.17	80.1
02/23/2017 06:50	7.7	78.33	84.9	5.6	31.23	80.6	8.9	31.09	84.7	77.5	80.5	5.7	31.18	80.0
02/23/2017 07:00	7.7	78.31	84.9	5.6	31.22	80.6	8.9	31.09	84.7	77.5	80.4	5.7	31.17	80.0
02/23/2017 07:10	7.7	78.24	84.7	5.6	31.18	80.4	8.9	31.05	84.6	77.4	80.4	5.7	31.16	80.0
02/23/2017 07:20	7.7	78.22	84.7	5.6	31.17	80.5	8.9	31.05	84.5	77.4	80.3	5.7	31.14	79.9
02/23/2017 07:30	7.7	78.28	84.7	5.6	31.20	80.6	8.9	31.07	84.5	77.5	80.3	5.7	31.17	79.9
02/23/2017 07:40	7.7	78.38	84.6	5.6	31.26	80.7	8.9	31.11	84.6	77.6	80.4	5.7	31.19	80.1
02/23/2017 07:50	7.7	78.47	84.8	5.6	31.30	80.7	8.9	31.14	84.7	77.7	80.5	5.7	31.23	80.1
02/23/2017 08:00	7.7	78.56	84.8	5.6	31.35	80.8	8.9	31.21	84.6	77.8	80.6	5.7	31.30	80.2
02/23/2017 08:10	7.7	78.71	84.9	5.6	31.40	81.0	8.9	31.25	84.7	77.9	80.7	5.7	31.35	80.3
02/23/2017 08:20	7.7	78.80	84.8	5.6	31.42	81.1	8.9	31.28	84.8	78.0	80.8	5.7	31.38	80.4
02/23/2017 08:30	7.7	78.92	84.9	5.6	31.46	81.1	8.9	31.32	84.8	78.1	80.9	5.7	31.41	80.5

Date/Time	GW2i F	GW2i T	GW2o	GW3i F	GW3i T	GW3o	GW4i F	GW4i T	GW4o	GW5i	GW5o	GW6i F	GW6i T	GW6o
02/23/2017 08:40	7.7	78.92	84.9	5.6	31.45	81.2	8.9	31.31	84.8	78.1	80.9	5.7	31.41	80.5
02/23/2017 08:50	7.7	79.01	84.9	5.6	31.52	81.3	8.9	31.37	84.9	78.2	81.0	5.7	31.45	80.6
02/23/2017 09:00	7.7	79.30	85.0	5.6	31.66	81.7	8.9	31.51	85.0	78.6	81.3	5.7	31.55	80.8
02/23/2017 09:10	7.7	79.58	85.2	5.6	31.78	82.0	8.9	31.62	85.2	79.0	81.6	5.7	31.67	81.2
02/23/2017 09:20	7.7	79.89	85.3	5.6	31.91	82.3	8.9	31.74	85.3	79.2	81.8	5.7	31.80	81.4
02/23/2017 09:30	7.7	80.16	85.5	5.6	32.03	82.6	8.9	31.86	85.4	79.6	82.0	5.7	31.92	81.8
02/23/2017 09:40	7.7	80.51	85.7	5.6	32.18	83.0	8.9	32.01	85.6	79.9	82.3	5.7	32.08	82.1
02/23/2017 09:50	7.7	80.81	85.8	5.6	32.29	83.4	8.9	32.13	85.8	80.2	82.7	5.7	32.20	82.3
02/23/2017 10:00	7.7	81.08	86.0	5.6	32.40	83.8	8.9	32.25	86.0	80.7	83.0	5.7	32.33	82.6
02/23/2017 10:10	7.7	81.34	86.1	5.6	32.51	84.2	8.9	32.38	86.2	80.9	83.2	5.7	32.45	82.9
02/23/2017 10:20	7.7	81.70	86.3	5.6	32.67	84.6	8.9	32.53	86.4	81.3	83.5	5.7	32.62	83.2
02/23/2017 10:30	7.7	82.03	86.5	5.6	32.80	85.0	8.9	32.67	86.6	81.6	83.9	5.7	32.77	83.5
02/23/2017 10:40	7.7	82.32	86.6	5.6	32.92	85.3	8.9	32.80	86.8	82.0	84.2	5.7	32.88	83.8
02/23/2017 10:50	7.7	82.65	86.8	5.6	33.04	85.6	8.9	32.92	87.0	82.3	84.5	5.7	33.01	84.1
02/23/2017 11:00	7.7	82.92	87.0	5.6	33.15	85.8	8.9	33.02	87.2	82.7	84.7	5.7	33.11	84.4
02/23/2017 11:10	7.7	83.07	87.1	5.6	33.19	86.0	8.9	33.07	87.3	82.7	84.8	5.6	33.15	84.4
02/23/2017 11:20	7.7	83.47	87.3	5.6	33.38	86.6	8.9	33.27	87.5	83.2	85.2	5.6	33.33	84.9
02/23/2017 11:30	7.7	83.91	87.6	5.6	33.56	87.0	8.9	33.46	87.7	83.7	85.7	5.6	33.51	85.3
02/23/2017 11:40	7.7	84.25	87.8	5.6	33.70	87.4	8.9	33.60	88.0	84.1	86.0	5.6	33.66	85.7
02/23/2017 11:50	7.7	84.48	88.0	5.6	33.76	87.5	8.9	33.66	88.1	84.2	86.1	5.6	33.74	85.8
02/23/2017 12:00	7.7	84.74	88.2	5.6	33.87	87.9	8.9	33.77	88.3	84.4	86.4	5.6	33.85	86.0
02/23/2017 12:10	7.7	85.04	88.3	5.6	33.98	88.2	8.9	33.89	88.5	84.7	86.7	5.6	33.97	86.4
02/23/2017 12:20	7.7	85.15	88.4	5.6	34.00	88.3	8.9	33.90	88.6	84.8	86.8	5.6	33.97	86.5
02/23/2017 12:30	7.7	85.20	88.5	5.6	34.01	88.2	8.9	33.90	88.7	84.8	86.8	5.6	33.98	86.5
02/23/2017 12:40	7.7	85.22	88.5	5.6	34.01	88.2	9.0	33.90	88.6	84.8	86.8	5.6	33.98	86.5
02/23/2017 12:50	7.7	85.28	88.6	5.6	34.05	88.4	9.0	33.94	88.8	84.8	86.9	5.6	34.01	86.7
02/23/2017 13:00	7.8	85.39	88.7	5.6	34.08	88.4	8.9	33.97	88.8	84.9	86.9	5.6	34.04	86.7
02/23/2017 13:10	7.7	85.55	88.8	5.6	34.17	88.5	9.0	34.05	88.8	85.1	87.1	5.6	34.12	86.8
02/23/2017 13:20	7.7	85.65	89.0	5.6	34.20	88.8	9.0	34.10	89.0	85.3	87.3	5.6	34.17	87.0
02/23/2017 13:30	7.7	85.80	89.0	5.6	34.26	88.8	9.0	34.16	89.1	85.4	87.4	5.6	34.23	87.1
02/23/2017 13:40	7.7	85.92	89.2	5.6	34.32	88.9	9.0	34.23	89.2	85.6	87.6	5.6	34.30	87.3
02/23/2017 13:50	7.7	85.95	89.2	5.6	34.30	88.9	9.0	34.22	89.3	85.6	87.6	5.6	34.28	87.3
02/23/2017 14:00	7.8	85.89	89.1	5.7	34.27	88.8	9.0	34.17	89.3	85.4	87.4	5.6	34.24	87.3
02/23/2017 14:10	7.9	85.91	89.1	6.0	34.28	88.6	9.0	34.17	89.3	85.5	87.5	6.0	34.25	87.3
02/23/2017 14:20	7.9	85.92	89.2	6.0	34.29	88.6	8.9	34.17	89.3	85.4	87.5	6.0	34.25	87.2

Date/Time	GW2i F	GW2i T	GW2o	GW3i F	GW3i T	GW3o	GW4i F	GW4i T	GW4o	GW5i	GW5o	GW6i F	GW6i T	GW6o
02/23/2017 14:30	7.9	86.04	89.3	6.0	34.34	88.7	8.9	34.23	89.3	85.6	87.6	6.0	34.29	87.2
02/23/2017 14:40	7.9	86.13	89.3	6.0	34.37	88.8	8.9	34.26	89.4	85.6	87.7	6.0	34.33	87.3
02/23/2017 14:50	7.9	86.16	89.4	6.0	34.38	88.8	8.9	34.27	89.4	85.6	87.7	6.0	34.34	87.3
02/23/2017 15:00	7.9	86.31	89.4	6.0	34.47	89.0	8.9	34.34	89.6	85.8	87.8	6.0	34.42	87.5
02/23/2017 15:10	7.9	86.56	89.6	6.0	34.58	89.3	8.9	34.47	89.7	86.3	88.1	6.0	34.55	87.8
02/23/2017 15:20	7.9	86.75	89.7	6.0	34.65	89.6	8.9	34.56	89.9	86.6	88.5	6.0	34.64	88.1
02/23/2017 15:30	7.9	86.85	89.8	6.0	34.66	89.6	9.0	34.58	90.0	86.6	88.6	6.0	34.66	88.1
02/23/2017 15:40	7.9	86.86	89.8	6.0	34.66	89.6	8.9	34.57	90.0	86.5	88.5	6.0	34.65	88.1
02/23/2017 15:50	7.9	86.92	89.9	6.1	34.69	89.6	8.9	34.58	90.0	86.6	88.5	6.0	34.65	88.2
02/23/2017 16:00	7.9	86.81	89.9	6.2	34.63	89.4	8.9	34.53	90.0	86.4	88.5	6.0	34.61	88.1
02/23/2017 16:10	7.9	86.64	89.9	6.2	34.56	89.1	8.9	34.45	90.0	86.1	88.3	6.0	34.52	87.9
02/23/2017 16:20	7.9	86.37	89.7	6.2	34.43	88.8	8.9	34.31	89.8	85.7	88.0	6.0	34.38	87.6
02/23/2017 16:30	7.9	86.13	89.6	6.2	34.34	88.5	8.9	34.22	89.8	85.5	87.7	6.0	34.30	87.4
02/23/2017 16:40	7.9	85.91	89.6	6.2	34.25	88.3	8.9	34.12	89.5	85.2	87.5	6.0	34.20	87.2
02/23/2017 16:50	1.6	84.71	90.7	1.2	33.33	84.0	1.9	33.76	89.6	83.9	85.0	1.2	33.43	86.7
02/23/2017 17:00	2.4	82.50	92.1	1.9	31.14	75.7	2.7	33.11	91.1	76.3	78.0	1.8	32.67	89.2
02/23/2017 17:10	7.9	84.53	89.9	6.2	33.57	83.0	8.9	33.33	90.5	81.8	83.0	5.9	33.19	86.4
02/23/2017 17:20	7.8	84.53	89.0	6.1	33.68	86.9	8.8	33.53	89.1	83.7	86.5	5.9	33.61	86.2
02/23/2017 17:30	7.0	84.48	89.0	5.3	33.66	86.9	7.8	33.52	89.0	83.7	86.3	5.1	33.60	86.0
02/23/2017 17:40	6.5	83.76	88.6	4.9	33.29	86.8	7.3	33.20	90.7	82.2	86.1	4.8	33.32	85.6
02/23/2017 17:50	7.9	84.31	88.8	6.2	33.60	86.6	8.9	33.47	88.8	83.1	85.9	5.9	33.53	85.6
02/23/2017 18:00	7.9	84.19	88.8	6.2	33.55	86.5	8.9	33.42	88.7	83.4	86.0	5.9	33.49	85.7
02/23/2017 18:10	7.9	84.13	88.7	6.2	33.53	86.4	8.9	33.40	88.6	83.3	85.9	5.9	33.48	85.5
02/23/2017 18:20	7.9	84.04	88.7	6.2	33.50	86.3	8.9	33.37	88.6	83.2	85.9	5.9	33.45	85.5
02/23/2017 18:30	7.9	84.02	88.7	6.2	33.49	86.2	8.9	33.34	88.5	83.2	85.8	5.9	33.42	85.4
02/23/2017 18:40	7.8	83.96	88.6	6.2	33.47	86.2	8.9	33.33	88.4	83.1	85.7	5.9	33.41	85.3
02/23/2017 18:50	7.8	83.92	88.6	6.2	33.45	86.2	8.9	33.29	88.4	83.1	85.7	5.9	33.37	85.2
02/23/2017 19:00	7.8	83.87	88.5	6.2	33.42	86.1	8.9	33.29	88.4	83.0	85.6	5.9	33.37	85.2
02/23/2017 19:10	7.8	83.83	88.5	6.2	33.40	86.0	8.9	33.25	88.4	83.0	85.5	5.9	33.34	85.1
02/23/2017 19:20	7.8	83.78	88.5	6.2	33.38	85.9	8.9	33.25	88.3	82.9	85.5	5.9	33.33	85.1
02/23/2017 19:30	7.8	83.72	88.4	6.2	33.37	86.0	8.9	33.25	88.3	82.9	85.5	5.9	33.33	85.1
02/23/2017 19:40	7.8	83.72	88.4	6.2	33.37	85.9	8.9	33.22	88.3	82.9	85.4	5.9	33.31	85.0
02/23/2017 19:50	7.8	83.71	88.4	6.2	33.36	85.9	8.9	33.21	88.2	82.9	85.4	5.9	33.30	85.0
02/23/2017 20:00	7.8	83.66	88.3	6.2	33.34	85.9	8.9	33.21	88.2	82.9	85.4	5.9	33.29	85.0
02/23/2017 20:10	7.8	83.63	88.3	6.2	33.33	85.8	8.9	33.21	88.2	82.8	85.4	5.9	33.29	85.0

Date/Time	GW2i F	GW2i T	GW2o	GW3i F	GW3i T	GW3o	GW4i F	GW4i T	GW4o	GW5i	GW5o	GW6i F	GW6i T	GW6o
02/23/2017 20:20	7.8	83.63	88.4	6.2	33.33	85.8	8.9	33.18	88.2	82.8	85.3	5.9	33.27	84.9
02/23/2017 20:30	7.8	83.62	88.3	6.2	33.31	85.7	8.9	33.17	88.2	82.7	85.3	5.9	33.25	84.9
02/23/2017 20:40	7.8	83.54	88.3	6.2	33.30	85.7	8.9	33.17	88.2	82.7	85.3	5.9	33.24	84.9
02/23/2017 20:50	7.8	83.50	88.3	6.2	33.27	85.6	8.8	33.14	88.1	82.6	85.2	5.9	33.21	84.8
02/23/2017 21:00	7.8	83.43	88.3	6.2	33.26	85.6	8.9	33.11	88.1	82.6	85.2	5.9	33.19	84.8
02/23/2017 21:10	7.8	83.42	88.2	6.2	33.24	85.6	8.9	33.09	88.0	82.6	85.1	5.9	33.17	84.7
02/23/2017 21:20	7.8	83.36	88.1	6.1	33.21	85.5	8.9	33.09	88.0	82.5	85.1	5.9	33.17	84.7
02/23/2017 21:30	7.8	83.32	88.1	6.1	33.21	85.5	8.9	33.09	88.0	82.5	85.1	5.9	33.16	84.7
02/23/2017 21:40	7.8	83.24	88.1	6.1	33.17	85.4	8.9	33.05	87.9	82.4	85.0	5.9	33.13	84.6
02/23/2017 21:50	7.8	83.22	88.1	6.1	33.17	85.4	8.9	33.03	87.9	82.4	85.0	5.9	33.11	84.5
02/23/2017 22:00	7.8	83.22	88.1	6.1	33.17	85.3	8.9	33.01	87.9	82.3	84.9	5.9	33.09	84.5
02/23/2017 22:10	7.8	83.20	88.0	6.1	33.16	85.3	8.9	33.01	87.9	82.3	84.8	5.9	33.09	84.5
02/23/2017 22:20	7.8	83.15	88.1	6.1	33.14	85.3	8.9	33.00	87.8	82.3	84.9	5.9	33.08	84.4
02/23/2017 22:30	7.8	83.13	88.0	6.1	33.13	85.3	8.8	32.97	87.8	82.3	84.8	5.9	33.05	84.4
02/23/2017 22:40	7.8	83.12	88.0	6.1	33.11	85.2	8.9	32.97	87.8	82.2	84.8	5.9	33.05	84.4
02/23/2017 22:50	7.8	83.05	88.0	6.1	33.09	85.1	8.9	32.97	87.8	82.2	84.8	5.9	33.05	84.4
02/23/2017 23:00	7.8	83.02	87.9	6.1	33.09	85.1	8.8	32.96	87.8	82.2	84.8	5.9	33.04	84.3
02/23/2017 23:10	7.8	83.01	88.0	6.1	33.08	85.1	8.8	32.93	87.8	82.2	84.7	5.9	33.02	84.3
02/23/2017 23:20	7.8	82.93	87.9	6.1	33.05	85.0	8.8	32.93	87.8	82.1	84.7	5.9	33.01	84.3
02/23/2017 23:30	7.8	82.92	87.9	6.1	33.03	85.0	8.8	32.90	87.8	82.1	84.7	5.9	32.97	84.2
02/23/2017 23:40	7.8	82.92	87.8	6.1	33.01	85.0	8.8	32.89	87.7	82.0	84.6	5.9	32.97	84.2
02/23/2017 23:50	7.8	82.92	87.8	6.1	33.01	85.0	8.8	32.89	87.7	81.9	84.5	5.9	32.97	84.2
02/24/2017 00:00	7.8	82.91	87.8	6.1	33.01	85.0	8.8	32.88	87.6	82.0	84.6	5.9	32.96	84.2
02/24/2017 00:10	7.8	82.89	87.8	6.1	33.01	85.0	8.8	32.87	87.6	81.9	84.6	5.9	32.94	84.2
02/24/2017 00:20	7.8	82.92	87.8	6.1	33.01	85.0	8.8	32.88	87.6	81.9	84.6	5.9	32.96	84.1
02/24/2017 00:30	7.8	82.92	87.8	6.1	33.01	85.0	8.9	32.88	87.6	82.0	84.6	5.9	32.96	84.1
02/24/2017 00:40	7.8	82.91	87.7	6.1	33.01	84.9	8.8	32.88	87.6	81.9	84.6	5.9	32.95	84.1
02/24/2017 00:50	7.8	82.91	87.7	6.1	33.01	84.9	8.8	32.88	87.6	81.9	84.6	5.9	32.95	84.1
02/24/2017 01:00	7.8	82.92	87.6	6.1	33.01	84.9	8.8	32.87	87.6	82.0	84.5	5.9	32.94	84.2
02/24/2017 01:10	7.8	82.90	87.7	6.1	33.01	85.0	8.8	32.87	87.6	81.9	84.5	5.9	32.94	84.1
02/24/2017 01:20	7.8	82.90	87.7	6.1	33.01	85.0	8.8	32.88	87.6	81.9	84.5	5.9	32.95	84.1
02/24/2017 01:30	7.8	82.92	87.7	6.1	33.01	85.0	8.9	32.89	87.6	82.0	84.5	5.8	32.95	84.1
02/24/2017 01:40	7.8	82.92	87.7	6.1	33.01	85.0	8.8	32.89	87.6	81.9	84.5	5.8	32.97	84.2
02/24/2017 01:50	7.8	82.89	87.7	6.1	33.02	84.9	8.8	32.88	87.6	82.0	84.5	5.8	32.95	84.1
02/24/2017 02:00	7.8	82.92	87.7	6.1	33.03	84.9	8.9	32.89	87.6	82.0	84.5	5.8	32.97	84.2

Date/Time	GW2i F	GW2i T	GW2o	GW3i F	GW3i T	GW3o	GW4i F	GW4i T	GW4o	GW5i	GW5o	GW6i F	GW6i T	GW6o
02/24/2017 02:10	7.8	82.92	87.7	6.1	33.02	85.0	8.9	32.89	87.6	82.0	84.5	5.8	32.97	84.2
02/24/2017 02:20	7.8	82.92	87.7	6.1	33.01	85.0	8.9	32.88	87.6	82.0	84.5	5.8	32.96	84.1
02/24/2017 02:30	7.8	82.92	87.7	6.1	33.01	84.9	8.8	32.88	87.5	81.9	84.5	5.8	32.95	84.1
02/24/2017 02:40	7.8	82.92	87.7	6.1	33.02	85.0	8.8	32.89	87.5	82.0	84.5	5.8	32.97	84.1
02/24/2017 02:50	7.8	82.92	87.7	6.1	33.03	85.0	8.8	32.89	87.6	82.0	84.5	5.8	32.97	84.1
02/24/2017 03:00	7.8	82.92	87.7	6.1	33.04	85.1	8.9	32.89	87.5	82.1	84.6	5.8	32.97	84.2
02/24/2017 03:10	7.8	82.93	87.7	6.1	33.06	85.0	8.9	32.92	87.6	82.1	84.6	5.8	33.00	84.2
02/24/2017 03:20	7.8	82.98	87.7	6.1	33.07	85.1	8.8	32.93	87.6	82.1	84.6	5.8	33.01	84.2
02/24/2017 03:30	7.8	83.02	87.7	6.1	33.09	85.1	8.9	32.93	87.6	82.1	84.6	5.8	33.01	84.2
02/24/2017 03:40	7.8	82.98	87.7	6.1	33.07	85.0	8.9	32.93	87.6	82.1	84.6	5.8	33.01	84.2
02/24/2017 03:50	7.8	82.95	87.7	6.1	33.06	85.0	8.9	32.93	87.6	82.1	84.6	5.8	33.01	84.2
02/24/2017 04:00	7.8	82.94	87.7	6.1	33.05	85.0	8.9	32.92	87.6	82.0	84.7	5.8	32.99	84.2
02/24/2017 04:10	7.8	82.92	87.6	6.1	33.03	84.9	8.8	32.89	87.6	82.0	84.6	5.8	32.97	84.2
02/24/2017 04:20	7.8	82.92	87.7	6.1	33.01	85.0	8.9	32.88	87.6	82.0	84.6	5.8	32.96	84.2
02/24/2017 04:30	7.8	82.86	87.7	6.1	33.01	84.9	8.9	32.86	87.5	81.9	84.5	5.8	32.94	84.1
02/24/2017 04:40	7.8	82.83	87.7	6.1	33.01	84.9	8.8	32.85	87.5	81.9	84.5	5.8	32.93	84.1
02/24/2017 04:50	7.8	82.78	87.7	6.1	32.98	84.8	8.8	32.83	87.5	81.9	84.4	5.8	32.91	84.0
02/24/2017 05:00	7.8	82.72	87.6	6.1	32.97	84.7	8.8	32.81	87.5	81.8	84.4	5.8	32.89	84.0
02/24/2017 05:10	7.8	82.72	87.5	6.1	32.97	84.7	8.8	32.81	87.5	81.8	84.4	5.8	32.89	84.0
02/24/2017 05:20	7.8	82.71	87.6	6.1	32.95	84.6	8.9	32.81	87.5	81.8	84.3	5.8	32.89	83.9
02/24/2017 05:30	7.8	82.63	87.5	6.1	32.93	84.6	8.8	32.80	87.4	81.7	84.3	5.8	32.86	83.9
02/24/2017 05:40	7.8	82.62	87.5	6.1	32.92	84.6	8.8	32.77	87.4	81.7	84.3	5.8	32.85	83.8
02/24/2017 05:50	7.8	82.55	87.5	6.1	32.89	84.6	8.8	32.76	87.3	81.6	84.3	5.8	32.83	83.8
02/24/2017 06:00	7.8	82.54	87.5	6.1	32.89	84.6	8.8	32.75	87.3	81.6	84.2	5.8	32.82	83.8
02/24/2017 06:10	7.8	82.52	87.5	6.1	32.89	84.5	8.8	32.73	87.3	81.6	84.2	5.8	32.81	83.8
02/24/2017 06:20	7.8	82.52	87.4	6.1	32.89	84.5	8.8	32.73	87.3	81.6	84.2	5.8	32.81	83.8
02/24/2017 06:30	7.8	82.52	87.4	6.1	32.86	84.5	8.8	32.73	87.3	81.5	84.2	5.8	32.80	83.7
02/24/2017 06:40	7.8	82.45	87.4	6.1	32.85	84.4	8.8	32.69	87.3	81.5	84.1	5.8	32.77	83.7
02/24/2017 06:50	7.8	82.43	87.4	6.1	32.84	84.4	8.8	32.69	87.3	81.5	84.2	5.8	32.77	83.7
02/24/2017 07:00	7.8	82.36	87.4	6.1	32.81	84.3	8.8	32.66	87.2	81.4	84.1	5.8	32.77	83.6
02/24/2017 07:10	7.8	82.35	87.3	6.1	32.81	84.4	8.8	32.66	87.1	81.4	84.1	5.8	32.77	83.6
02/24/2017 07:20	7.8	82.33	87.3	6.1	32.81	84.3	8.8	32.65	87.2	81.4	84.0	5.8	32.75	83.6
02/24/2017 07:30	7.8	82.33	87.3	6.1	32.81	84.2	8.8	32.65	87.1	81.4	84.0	5.8	32.73	83.6
02/24/2017 07:40	7.8	82.33	87.3	6.1	32.81	84.3	8.9	32.65	87.1	81.4	84.0	5.8	32.74	83.6
02/24/2017 07:50	7.8	82.33	87.3	6.1	32.81	84.3	8.8	32.66	87.2	81.5	84.1	5.8	32.77	83.6

Date/Time	GW2i F	GW2i T	GW2o	GW3i F	GW3i T	GW3o	GW4i F	GW4i T	GW4o	GW5i	GW5o	GW6i F	GW6i T	GW6o
02/24/2017 08:00	7.8	82.42	87.2	6.1	32.85	84.3	8.8	32.69	87.1	81.5	84.1	5.8	32.77	83.6
02/24/2017 08:10	7.8	82.42	87.2	6.1	32.85	84.4	8.8	32.70	87.2	81.6	84.1	5.8	32.78	83.7
02/24/2017 08:20	7.8	82.48	87.3	6.1	32.86	84.5	8.8	32.72	87.2	81.6	84.2	5.8	32.80	83.7
02/24/2017 08:30	7.8	82.51	87.3	6.1	32.87	84.4	8.8	32.73	87.2	81.6	84.2	5.8	32.81	83.7
02/24/2017 08:40	7.8	82.52	87.3	6.1	32.88	84.4	8.8	32.73	87.2	81.6	84.1	5.8	32.81	83.7
02/24/2017 08:50	7.8	82.52	87.3	6.1	32.89	84.5	8.8	32.76	87.2	81.6	84.2	5.8	32.83	83.7
02/24/2017 09:00	7.8	82.53	87.3	6.1	32.89	84.5	8.9	32.77	87.2	81.7	84.2	5.8	32.85	83.8
02/24/2017 09:10	7.8	82.54	87.3	6.1	32.89	84.4	8.9	32.76	87.2	81.6	84.2	5.8	32.83	83.8
02/24/2017 09:20	7.8	82.54	87.4	6.1	32.89	84.4	8.8	32.77	87.2	81.7	84.2	5.8	32.83	83.8
02/24/2017 09:30	7.8	82.52	87.3	6.1	32.89	84.4	8.9	32.74	87.2	81.7	84.2	5.8	32.81	83.8
02/24/2017 09:40	7.8	82.28	87.2	6.1	32.81	84.4	8.9	32.67	87.1	81.6	84.2	5.8	32.76	83.7
02/24/2017 09:50	7.8	81.80	87.0	6.1	32.60	83.7	8.8	32.48	87.0	81.0	83.7	5.8	32.56	83.3
02/24/2017 10:00	7.8	81.67	86.8	6.1	32.57	83.5	8.8	32.45	86.8	80.9	83.6	5.8	32.52	83.1
02/24/2017 10:10	7.8	81.45	86.7	6.1	32.48	83.2	8.8	32.34	86.7	80.6	83.4	5.8	32.42	82.9
02/24/2017 10:20	7.8	81.23	86.6	6.1	32.38	83.2	8.8	32.25	86.5	80.3	83.1	5.8	32.33	82.6
02/24/2017 10:30	7.8	80.90	86.5	6.1	32.24	82.8	8.8	32.10	86.3	80.0	82.8	5.8	32.20	82.4
02/24/2017 10:40	7.8	80.65	86.3	6.1	32.14	82.5	8.8	32.00	86.2	79.8	82.6	5.8	32.10	82.2
02/24/2017 10:50	7.8	80.37	86.1	6.1	32.02	82.3	8.8	31.88	86.0	79.4	82.3	5.8	31.98	81.9
02/24/2017 11:00	7.8	80.27	86.0	6.1	31.98	82.2	8.8	31.82	86.0	79.3	82.1	5.8	31.93	81.7
02/24/2017 11:10	7.8	80.02	85.8	6.1	31.88	82.0	8.8	31.74	85.9	79.1	82.0	5.9	31.84	81.5
02/24/2017 11:20	7.8	79.72	85.7	6.1	31.78	81.7	8.8	31.64	85.7	78.8	81.8	5.9	31.74	81.3
02/24/2017 11:30	7.8	79.46	85.6	6.1	31.68	81.4	8.8	31.53	85.5	78.6	81.6	5.9	31.63	81.1
02/24/2017 11:40	7.8	79.25	85.3	6.1	31.58	81.1	8.8	31.43	85.4	78.3	81.4	5.9	31.54	80.8
02/24/2017 11:50	7.8	79.13	85.3	6.1	31.53	80.9	8.8	31.37	85.3	78.1	81.1	5.9	31.48	80.6
02/24/2017 12:00	7.8	79.09	85.2	6.1	31.53	80.9	8.8	31.38	85.2	78.2	81.1	5.9	31.47	80.5
02/24/2017 12:10	7.8	78.92	85.1	6.1	31.45	80.8	8.8	31.31	85.1	78.0	81.0	5.9	31.39	80.4
02/24/2017 12:20	7.8	78.92	85.1	6.1	31.45	80.7	8.8	31.32	84.9	78.0	81.0	5.9	31.40	80.4
02/24/2017 12:30	7.8	78.92	85.0	6.1	31.47	80.9	8.8	31.34	85.0	78.1	81.0	5.9	31.43	80.4
02/24/2017 12:40	7.8	78.90	85.1	6.1	31.46	80.8	8.8	31.34	85.0	78.2	81.0	5.9	31.42	80.4
02/24/2017 12:50	7.8	78.75	84.9	6.1	31.41	80.6	8.8	31.28	84.9	78.0	81.0	5.9	31.37	80.4
02/24/2017 13:00	7.8	78.58	84.9	6.1	31.35	80.4	8.8	31.21	84.8	77.7	80.7	5.9	31.29	80.1
02/24/2017 13:10	7.8	78.51	84.8	6.1	31.31	80.3	8.8	31.16	84.7	77.6	80.6	5.9	31.25	80.0
02/24/2017 13:20	7.8	78.32	84.7	6.1	31.23	80.1	8.8	31.09	84.6	77.4	80.5	5.9	31.17	79.9
02/24/2017 13:30	7.8	78.26	84.5	6.1	31.20	80.0	8.8	31.07	84.5	77.4	80.3	5.9	31.16	79.8
02/24/2017 13:40	7.8	78.21	84.4	6.1	31.16	79.9	8.8	31.03	84.4	77.3	80.3	5.9	31.12	79.7

Date/Time	GW2i F	GW2i T	GW2o	GW3i F	GW3i T	GW3o	GW4i F	GW4i T	GW4o	GW5i	GW5o	GW6i F	GW6i T	GW6o
02/24/2017 13:50	7.8	78.22	84.4	6.1	31.19	80.0	8.8	31.06	84.4	77.4	80.3	5.9	31.14	79.7
02/24/2017 14:00	7.8	78.30	84.5	6.1	31.26	80.2	8.8	31.12	84.4	77.6	80.4	5.9	31.20	79.8
02/24/2017 14:10	7.8	78.38	84.5	6.1	31.28	80.3	8.8	31.13	84.5	77.6	80.5	5.9	31.22	79.8
02/24/2017 14:20	7.8	78.34	84.4	6.1	31.26	80.2	8.8	31.11	84.4	77.6	80.5	5.9	31.20	79.8
02/24/2017 14:30	7.8	78.41	84.4	6.1	31.29	80.3	8.8	31.14	84.5	77.7	80.5	5.9	31.22	79.9
02/24/2017 14:40	7.8	78.45	84.4	6.1	31.33	80.4	8.8	31.18	84.5	77.7	80.5	5.9	31.27	79.8
02/24/2017 14:50	7.8	78.56	84.5	6.1	31.38	80.5	8.8	31.25	84.5	78.0	80.8	5.9	31.33	80.1
02/24/2017 15:00	7.8	78.63	84.5	6.1	31.38	80.5	8.8	31.25	84.5	77.9	80.7	5.9	31.33	80.1
02/24/2017 15:10	7.8	78.54	84.4	6.1	31.32	80.4	8.8	31.19	84.5	77.7	80.7	5.9	31.29	80.0
02/24/2017 15:20	7.8	78.70	84.5	6.1	31.41	80.7	8.8	31.28	84.5	78.0	80.7	5.9	31.36	80.1
02/24/2017 15:30	7.8	78.76	84.5	6.1	31.43	80.7	8.8	31.31	84.6	78.1	80.9	5.9	31.39	80.2
02/24/2017 15:40	7.8	78.83	84.5	6.1	31.45	80.8	8.8	31.33	84.6	78.2	80.9	5.9	31.42	80.3
02/24/2017 15:50	7.8	78.80	84.5	6.1	31.43	80.6	8.8	31.30	84.6	78.0	80.9	5.9	31.39	80.2
02/24/2017 16:00	7.8	78.79	84.5	6.1	31.42	80.6	8.8	31.30	84.5	78.0	80.9	5.9	31.38	80.1
02/24/2017 16:10	7.8	78.56	84.4	6.1	31.34	80.4	8.8	31.21	84.4	77.8	80.6	5.9	31.29	80.0
02/24/2017 16:20	7.8	78.56	84.3	6.1	31.36	80.4	8.8	31.23	84.4	77.9	80.7	5.9	31.32	80.1
02/24/2017 16:30	7.8	78.46	84.2	6.1	31.30	80.3	8.8	31.16	84.3	77.7	80.6	5.9	31.24	79.9
02/24/2017 16:40	7.8	78.30	84.2	6.1	31.23	80.1	8.8	31.10	84.2	77.6	80.5	5.9	31.18	79.8
02/24/2017 16:50	7.8	78.04	84.0	6.1	31.11	79.8	8.8	30.98	84.0	77.1	80.1	5.9	31.05	79.5
02/24/2017 17:00	7.8	77.80	83.8	6.1	31.02	79.5	8.8	30.89	83.9	76.9	79.9	5.9	30.97	79.3
02/24/2017 17:10	7.8	77.50	83.7	6.1	30.88	79.1	8.8	30.76	83.7	76.6	79.7	5.9	30.83	79.0
02/24/2017 17:20	7.8	77.23	83.5	6.1	30.78	78.9	8.8	30.64	83.6	76.3	79.4	5.9	30.72	78.7
02/24/2017 17:30	7.8	76.86	83.4	6.1	30.61	78.5	8.8	30.47	83.3	75.8	79.0	5.9	30.55	78.4
02/24/2017 17:40	7.8	76.48	83.1	6.1	30.44	78.1	8.8	30.31	83.0	75.3	78.6	5.9	30.38	77.9
02/24/2017 17:50	7.8	76.17	82.8	6.1	30.32	77.8	8.8	30.18	82.8	75.0	78.3	5.9	30.25	77.7
02/24/2017 18:00	7.8	75.86	82.7	6.1	30.20	77.6	8.8	30.05	82.7	74.7	78.0	5.9	30.14	77.4
02/24/2017 18:10	7.8	75.60	82.5	6.1	30.09	77.3	8.8	29.94	82.5	74.4	77.7	5.9	30.03	77.1
02/24/2017 18:20	7.8	75.33	82.4	6.1	29.98	77.1	8.8	29.84	82.3	74.1	77.5	5.9	29.93	76.9
02/24/2017 18:30	7.8	75.08	82.3	6.1	29.89	76.9	8.8	29.74	82.2	73.9	77.3	5.9	29.83	76.6
02/24/2017 18:40	7.8	74.87	82.0	6.1	29.81	76.6	8.8	29.66	82.0	73.7	77.0	5.9	29.75	76.4
02/24/2017 18:50	7.8	74.67	81.8	6.1	29.71	76.3	8.8	29.57	81.8	73.4	76.8	5.9	29.65	76.2
02/24/2017 19:00	7.8	74.50	81.7	6.1	29.66	76.2	8.8	29.51	81.7	73.3	76.6	5.9	29.59	76.0
02/24/2017 19:10	7.8	74.31	81.7	6.1	29.58	76.1	8.8	29.43	81.6	73.1	76.5	5.9	29.52	75.9
02/24/2017 19:20	7.8	74.18	81.6	6.1	29.54	75.9	8.8	29.39	81.5	73.0	76.4	5.9	29.48	75.7
02/24/2017 19:30	7.8	74.05	81.4	6.1	29.48	75.9	8.8	29.33	81.4	73.0	76.3	5.9	29.43	75.6

Date/Time	GW2i F	GW2i T	GW2o	GW3i F	GW3i T	GW3o	GW4i F	GW4i T	GW4o	GW5i	GW5o	GW6i F	GW6i T	GW6o
02/24/2017 19:40	7.8	73.95	81.3	6.1	29.43	75.7	8.8	29.28	81.3	72.8	76.1	5.9	29.37	75.5
02/24/2017 19:50	7.8	73.80	81.2	6.1	29.37	75.5	8.8	29.23	81.2	72.6	76.0	5.9	29.32	75.3
02/24/2017 20:00	7.8	73.62	81.1	6.1	29.29	75.3	8.8	29.17	81.0	72.5	75.8	5.9	29.25	75.1
02/24/2017 20:10	7.8	73.47	81.0	6.1	29.24	75.2	8.8	29.11	80.9	72.3	75.7	5.9	29.20	75.0
02/24/2017 20:20	7.8	73.22	80.8	6.1	29.14	74.9	8.8	29.01	80.8	72.1	75.5	5.9	29.10	74.8
02/24/2017 20:30	7.8	72.87	80.5	6.1	28.99	74.5	8.8	28.87	80.6	71.7	75.2	5.9	28.95	74.5
02/24/2017 20:40	7.8	72.59	80.3	6.1	28.88	74.2	8.8	28.75	80.3	71.4	74.9	5.9	28.84	74.2
02/24/2017 20:50	7.8	72.30	80.1	6.1	28.76	73.9	8.8	28.63	80.2	71.1	74.6	5.9	28.72	73.9
02/24/2017 21:00	7.8	72.06	80.0	6.1	28.67	73.7	8.8	28.54	80.0	70.9	74.3	5.9	28.62	73.7
02/24/2017 21:10	7.8	71.81	79.8	6.1	28.56	73.2	8.8	28.44	79.8	70.6	74.1	5.9	28.52	73.4
02/24/2017 21:20	7.8	71.54	79.6	6.1	28.46	73.0	8.8	28.34	79.6	70.3	73.9	5.9	28.42	73.2
02/24/2017 21:30	7.8	71.22	79.3	6.1	28.31	72.7	8.8	28.18	79.5	70.0	73.6	5.9	28.28	72.8
02/24/2017 21:40	7.8	70.91	79.1	6.1	28.20	72.3	8.8	28.06	79.2	69.6	73.2	5.9	28.16	72.5
02/24/2017 21:50	7.8	70.60	78.9	6.1	28.08	72.0	8.8	27.93	79.0	69.3	72.9	5.9	28.04	72.2
02/24/2017 22:00	7.8	70.29	78.7	6.1	27.95	71.7	8.8	27.81	78.8	69.0	72.6	5.9	27.91	71.9
02/24/2017 22:10	7.8	69.99	78.4	6.1	27.82	71.4	8.7	27.68	78.5	68.6	72.3	5.9	27.78	71.6
02/24/2017 22:20	7.8	69.68	78.2	6.1	27.70	71.2	8.8	27.57	78.3	68.3	72.1	5.9	27.67	71.4
02/24/2017 22:30	7.8	69.28	77.9	6.1	27.54	70.7	8.7	27.40	78.1	68.0	71.7	6.0	27.51	71.0
02/24/2017 22:40	7.8	69.00	77.7	6.1	27.42	70.4	8.7	27.29	77.9	67.6	71.4	6.0	27.39	70.6
02/24/2017 22:50	7.8	68.67	77.5	6.1	27.30	70.1	8.8	27.16	77.7	67.4	71.2	6.0	27.26	70.4
02/24/2017 23:00	7.8	68.34	77.1	6.1	27.16	69.8	8.7	27.03	77.5	67.0	70.8	6.0	27.11	70.0
02/24/2017 23:10	7.8	68.06	77.2	6.1	27.06	69.5	8.7	26.93	77.2	66.8	70.5	6.0	27.02	69.8
02/24/2017 23:20	7.8	67.78	76.9	6.1	26.95	69.3	8.7	26.81	77.0	66.4	70.3	6.0	26.90	69.5
02/24/2017 23:30	7.8	67.52	76.6	6.1	26.84	68.9	8.7	26.70	76.8	66.2	70.0	6.0	26.79	69.2
02/24/2017 23:40	7.8	67.25	76.3	6.1	26.73	68.6	8.7	26.59	76.6	65.9	69.7	6.0	26.68	68.9
02/24/2017 23:50	7.8	67.03	76.2	6.1	26.64	68.5	8.7	26.51	76.4	65.7	69.5	6.0	26.60	68.7
02/25/2017 00:00	7.8	66.80	76.1	6.1	26.55	68.2	8.7	26.41	76.2	65.5	69.3	6.0	26.50	68.5
02/25/2017 00:10	7.8	66.64	75.9	6.1	26.50	68.1	8.7	26.36	76.0	65.4	69.1	6.0	26.45	68.3
02/25/2017 00:20	7.8	66.45	75.8	6.1	26.43	67.8	8.7	26.29	75.8	65.1	69.0	6.0	26.39	68.2
02/25/2017 00:30	7.8	66.17	75.6	6.1	26.30	67.6	8.7	26.17	75.7	64.9	68.8	6.0	26.26	67.9
02/25/2017 00:40	7.8	65.87	75.2	6.1	26.18	67.3	8.7	26.03	75.5	64.5	68.4	6.0	26.13	67.5
02/25/2017 00:50	7.8	65.63	75.0	6.1	26.09	66.9	8.7	25.95	75.4	64.2	68.1	6.0	26.05	67.3
02/25/2017 01:00	7.8	65.47	74.9	6.1	26.03	66.8	8.7	25.90	75.2	64.1	67.9	6.0	25.99	67.2
02/25/2017 01:10	7.8	65.32	74.7	6.1	25.96	66.8	8.7	25.83	75.1	63.9	67.9	6.0	25.92	67.0
02/25/2017 01:20	7.8	65.10	74.6	6.1	25.87	66.5	8.7	25.74	74.9	63.7	67.6	6.0	25.83	66.8

Date/Time	GW2i F	GW2i T	GW2o	GW3i F	GW3i T	GW3o	GW4i F	GW4i T	GW4o	GW5i	GW5o	GW6i F	GW6i T	GW6o
02/25/2017 01:30	7.8	64.85	74.3	6.1	25.76	66.1	8.7	25.63	74.5	63.4	67.3	6.0	25.71	66.5
02/25/2017 01:40	7.8	64.70	74.2	6.1	25.71	66.1	8.7	25.57	74.4	63.2	67.3	6.0	25.66	66.4
02/25/2017 01:50	7.8	64.48	74.1	6.1	25.61	65.8	8.7	25.49	74.2	63.0	67.1	6.0	25.58	66.2
02/25/2017 02:00	7.8	64.31	73.9	6.1	25.55	65.6	8.7	25.41	74.1	62.8	66.8	6.0	25.50	66.0
02/25/2017 02:10	7.8	64.12	73.6	6.1	25.48	65.5	8.7	25.36	74.0	62.8	66.7	6.0	25.45	65.9
02/25/2017 02:20	7.8	63.96	73.5	6.1	25.43	65.3	8.7	25.29	73.9	62.6	66.5	6.0	25.38	65.7
02/25/2017 02:30	7.8	63.84	73.4	6.1	25.37	65.2	8.7	25.25	73.8	62.4	66.4	6.0	25.34	65.6
02/25/2017 02:40	7.8	63.73	73.3	6.1	25.33	65.1	8.7	25.20	73.6	62.3	66.3	6.0	25.30	65.5
02/25/2017 02:50	7.8	63.56	73.2	6.1	25.25	64.8	8.7	25.11	73.5	62.1	66.1	6.0	25.20	65.3
02/25/2017 03:00	7.8	63.43	73.0	6.1	25.20	64.8	8.7	25.07	73.3	62.0	65.9	6.0	25.17	65.1
02/25/2017 03:10	7.8	63.27	72.8	6.1	25.15	64.7	8.7	25.01	73.3	61.9	65.8	6.0	25.11	65.0
02/25/2017 03:20	7.8	63.17	72.8	6.1	25.11	64.5	8.7	24.96	73.2	61.8	65.7	6.0	25.07	64.9
02/25/2017 03:30	7.8	63.04	72.6	6.1	25.06	64.4	8.7	24.91	73.0	61.6	65.6	6.0	25.02	64.8
02/25/2017 03:40	7.8	62.92	72.5	6.1	25.02	64.3	8.7	24.88	72.8	61.6	65.5	6.0	24.98	64.6
02/25/2017 03:50	7.8	62.83	72.3	6.1	24.97	64.3	8.7	24.82	72.7	61.5	65.4	6.0	24.93	64.6
02/25/2017 04:00	7.8	62.76	72.3	6.1	24.95	64.2	8.7	24.81	72.6	61.5	65.4	6.0	24.93	64.5
02/25/2017 04:10	7.8	62.65	72.2	6.1	24.90	64.0	8.7	24.77	72.5	61.3	65.3	6.0	24.88	64.4
02/25/2017 04:20	7.8	62.61	72.2	6.1	24.89	64.1	8.7	24.76	72.4	61.3	65.2	6.0	24.87	64.4
02/25/2017 04:30	7.8	62.49	72.1	6.1	24.84	63.8	8.7	24.70	72.4	61.2	65.1	6.0	24.81	64.3
02/25/2017 04:40	7.8	62.45	72.0	6.1	24.83	63.9	8.7	24.68	72.3	61.1	65.1	6.0	24.80	64.2
02/25/2017 04:50	7.8	62.31	71.8	6.1	24.77	63.7	8.7	24.64	72.2	60.9	64.9	6.0	24.74	64.0
02/25/2017 05:00	7.8	62.26	71.7	6.1	24.77	63.7	8.7	24.62	72.1	60.9	64.8	6.0	24.73	64.0
02/25/2017 05:10	7.8	62.22	71.6	6.1	24.73	63.6	8.7	24.58	72.0	60.9	64.8	6.0	24.69	63.9
02/25/2017 05:20	7.8	62.20	71.5	6.1	24.72	63.6	8.7	24.58	71.9	60.8	64.8	6.0	24.69	63.9
02/25/2017 05:30	7.8	62.13	71.4	6.1	24.70	63.5	8.7	24.57	71.8	60.9	64.7	6.0	24.66	63.8
02/25/2017 05:40	7.8	62.06	71.3	6.1	24.67	63.4	8.7	24.55	71.8	60.7	64.7	6.0	24.65	63.7
02/25/2017 05:50	7.8	61.99	71.2	6.1	24.64	63.4	8.7	24.52	71.7	60.7	64.6	6.0	24.62	63.7
02/25/2017 06:00	7.8	61.88	71.2	6.1	24.61	63.2	8.7	24.48	71.6	60.6	64.5	6.0	24.59	63.6
02/25/2017 06:10	7.8	61.77	71.1	6.1	24.57	63.2	8.7	24.44	71.5	60.5	64.4	6.0	24.54	63.6
02/25/2017 06:20	7.8	61.60	70.9	6.1	24.49	63.0	8.7	24.36	71.4	60.4	64.2	6.0	24.49	63.4
02/25/2017 06:30	7.8	61.53	70.7	6.1	24.48	63.0	8.7	24.33	71.2	60.3	64.2	6.0	24.45	63.3
02/25/2017 06:40	7.8	61.36	70.7	6.2	24.39	62.7	8.7	24.27	71.1	60.1	64.1	6.0	24.38	63.1
02/25/2017 06:50	7.8	61.23	70.6	6.1	24.35	62.6	8.7	24.19	71.0	59.8	63.9	6.0	24.32	62.9
02/25/2017 07:00	7.8	61.10	70.4	6.2	24.29	62.6	8.7	24.15	70.9	59.8	63.8	6.0	24.27	62.9
02/25/2017 07:10	7.8	60.99	70.3	6.2	24.25	62.4	8.7	24.10	70.8	59.6	63.7	6.0	24.22	62.8

Date/Time	GW2i F	GW2i T	GW2o	GW3i F	GW3i T	GW3o	GW4i F	GW4i T	GW4o	GW5i	GW5o	GW6i F	GW6i T	GW6o
02/25/2017 07:20	7.8	60.92	70.2	6.2	24.21	62.3	8.7	24.07	70.7	59.5	63.6	6.0	24.19	62.7
02/25/2017 07:30	7.8	60.80	70.1	6.2	24.18	62.2	8.7	24.03	70.5	59.5	63.5	6.0	24.16	62.6
02/25/2017 07:40	7.8	60.63	69.9	6.2	24.10	62.2	8.7	23.96	70.4	59.2	63.3	6.0	24.07	62.4
02/25/2017 07:50	7.8	60.51	69.9	6.2	24.06	61.9	8.7	23.90	70.2	59.1	63.1	6.0	24.00	62.3
02/25/2017 08:00	7.8	60.45	69.8	6.2	24.04	61.8	8.7	23.88	70.2	59.0	63.0	6.0	23.97	62.2
02/25/2017 08:10	7.8	60.45	69.8	6.2	24.05	61.8	8.7	23.89	70.1	59.1	63.0	6.0	23.99	62.2
02/25/2017 08:20	7.8	60.51	69.8	6.2	24.09	61.9	8.7	23.93	70.2	59.3	63.2	6.0	24.03	62.3
02/25/2017 08:30	7.8	60.51	69.6	6.2	24.09	61.9	8.7	23.93	70.2	59.2	63.2	6.0	24.04	62.3
02/25/2017 08:40	7.8	60.61	69.8	6.2	24.15	62.1	8.7	24.00	70.2	59.5	63.3	6.0	24.10	62.5
02/25/2017 08:50	7.8	60.68	69.6	6.2	24.18	62.2	8.7	24.03	70.1	59.6	63.5	6.0	24.14	62.5
02/25/2017 09:00	7.8	60.72	69.6	6.2	24.20	62.2	8.7	24.05	70.2	59.7	63.5	6.0	24.16	62.5
02/25/2017 09:10	7.8	60.74	69.6	6.2	24.20	62.3	8.7	24.05	70.1	59.6	63.5	6.0	24.16	62.6
02/25/2017 09:20	7.8	60.86	69.7	6.2	24.26	62.5	8.7	24.13	70.2	59.8	63.6	6.0	24.22	62.7
02/25/2017 09:30	7.8	60.91	69.8	6.2	24.28	62.4	8.7	24.14	70.1	59.8	63.7	6.0	24.24	62.7
02/25/2017 09:40	7.8	61.04	69.7	6.2	24.35	62.6	8.7	24.21	70.2	60.1	63.8	6.0	24.34	62.9
02/25/2017 09:50	7.8	61.14	69.7	6.2	24.38	62.6	8.7	24.24	70.2	60.3	63.9	6.0	24.36	63.0
02/25/2017 10:00	7.8	61.30	69.8	6.2	24.45	62.8	8.7	24.32	70.3	60.4	64.0	6.0	24.44	63.1
02/25/2017 10:10	7.8	61.47	69.9	6.2	24.52	63.1	8.7	24.41	70.4	60.6	64.3	5.9	24.54	63.3
02/25/2017 10:20	7.8	61.47	69.8	6.2	24.52	63.1	8.7	24.41	70.4	60.6	64.3	6.0	24.54	63.3
02/25/2017 10:30	7.8	61.73	69.9	6.1	24.64	63.4	8.7	24.52	70.5	60.9	64.4	6.0	24.65	63.5
02/25/2017 10:40	7.8	61.89	70.1	6.2	24.70	63.5	8.7	24.59	70.6	61.2	64.6	5.9	24.72	63.7
02/25/2017 10:50	7.8	62.07	70.1	6.1	24.78	63.6	8.7	24.67	70.6	61.3	64.8	5.9	24.79	63.9
02/25/2017 11:00	7.8	62.23	70.2	6.1	24.84	63.8	8.7	24.73	70.7	61.4	64.9	5.9	24.84	64.0
02/25/2017 11:10	7.8	62.44	70.3	6.1	24.92	64.2	8.7	24.82	70.8	61.7	65.2	5.9	24.93	64.2
02/25/2017 11:20	7.8	62.50	70.2	6.1	24.95	64.1	8.7	24.85	70.8	61.7	65.2	5.9	24.95	64.3
02/25/2017 11:30	7.8	62.67	70.2	6.1	25.02	64.2	8.7	24.93	70.9	61.9	65.3	5.9	25.02	64.5
02/25/2017 11:40	7.8	62.84	70.3	6.1	25.09	64.5	8.7	25.00	71.0	62.2	65.5	5.9	25.10	64.7
02/25/2017 11:50	7.8	63.05	70.5	6.1	25.17	64.7	8.7	25.08	71.1	62.4	65.7	5.9	25.20	64.8
02/25/2017 12:00	7.8	63.29	70.5	6.1	25.26	65.0	8.7	25.19	71.2	62.7	66.0	5.9	25.31	65.1
02/25/2017 12:10	7.8	63.41	70.6	6.1	25.29	65.1	8.7	25.23	71.3	62.7	66.1	5.9	25.34	65.2
02/25/2017 12:20	7.8	63.57	70.6	6.1	25.35	65.2	8.7	25.28	71.3	62.9	66.2	5.9	25.37	65.3
02/25/2017 12:30	7.8	63.74	70.9	6.1	25.43	65.4	8.7	25.36	71.4	63.1	66.4	5.9	25.45	65.5
02/25/2017 12:40	7.8	63.87	70.9	6.1	25.47	65.4	8.7	25.40	71.5	63.2	66.5	5.9	25.52	65.7
02/25/2017 12:50	7.8	63.95	70.9	6.1	25.52	65.7	8.7	25.46	71.5	63.4	66.7	5.9	25.58	65.8
02/25/2017 13:00	7.8	64.08	70.9	6.1	25.57	65.7	8.7	25.50	71.5	63.5	66.7	5.9	25.60	65.9

Date/Time	GW2i F	GW2i T	GW2o	GW3i F	GW3i T	GW3o	GW4i F	GW4i T	GW4o	GW5i	GW5o	GW6i F	GW6i T	GW6o
02/25/2017 13:10	7.8	64.28	71.0	6.1	25.64	65.9	8.7	25.57	71.7	63.7	66.9	5.9	25.68	66.1
02/25/2017 13:20	7.8	64.36	71.1	6.1	25.68	66.0	8.7	25.61	71.8	63.8	67.0	5.9	25.72	66.2
02/25/2017 13:30	7.8	64.47	71.1	6.1	25.73	66.2	8.7	25.65	71.7	63.8	67.1	5.9	25.77	66.2
02/25/2017 13:40	7.8	64.59	71.2	6.1	25.77	66.3	8.7	25.70	71.9	64.0	67.2	5.9	25.82	66.4
02/25/2017 13:50	7.8	64.71	71.3	6.1	25.84	66.4	8.7	25.75	71.9	64.2	67.4	5.9	25.88	66.5
02/25/2017 14:00	7.8	64.85	71.4	6.1	25.89	66.6	8.7	25.80	72.0	64.4	67.5	5.9	25.93	66.6
02/25/2017 14:10	7.8	65.04	71.4	6.1	25.97	66.8	8.7	25.88	72.0	64.5	67.7	5.9	26.00	66.8
02/25/2017 14:20	7.8	65.18	71.5	6.1	26.01	66.9	8.7	25.91	72.3	64.6	67.8	5.9	26.04	66.9
02/25/2017 14:30	7.8	65.27	71.6	6.1	26.05	67.1	8.7	25.96	72.3	64.7	67.9	5.9	26.09	66.9
02/25/2017 14:40	7.8	65.39	71.8	6.1	26.12	67.3	8.7	26.02	72.3	64.9	68.0	5.9	26.15	67.2
02/25/2017 14:50	7.8	65.49	71.8	6.1	26.16	67.3	8.7	26.05	72.3	65.0	68.2	5.9	26.18	67.2
02/25/2017 15:00	7.8	65.61	71.8	6.1	26.18	67.4	8.7	26.08	72.4	65.0	68.2	5.9	26.20	67.3
02/25/2017 15:10	7.8	65.70	71.9	6.1	26.23	67.5	8.7	26.13	72.5	65.2	68.2	5.9	26.25	67.4
02/25/2017 15:20	7.8	65.85	71.9	6.1	26.29	67.7	8.7	26.19	72.5	65.3	68.4	5.9	26.30	67.6
02/25/2017 15:30	7.8	65.95	72.0	6.1	26.33	67.8	8.7	26.23	72.6	65.4	68.6	5.9	26.35	67.6
02/25/2017 15:40	7.8	65.92	72.0	6.1	26.29	67.7	8.7	26.19	72.6	65.2	68.4	5.9	26.30	67.6
02/25/2017 15:50	7.8	65.94	72.0	6.1	26.30	67.7	8.7	26.20	72.6	65.2	68.4	5.9	26.31	67.6
02/25/2017 16:00	7.8	65.97	72.0	6.1	26.34	67.8	8.7	26.22	72.6	65.3	68.5	5.9	26.34	67.6
02/25/2017 16:10	7.8	66.11	72.1	6.1	26.39	67.9	8.7	26.27	72.6	65.5	68.6	5.9	26.39	67.8
02/25/2017 16:20	7.8	66.15	72.2	6.1	26.41	68.0	8.7	26.29	72.7	65.5	68.6	5.9	26.41	67.8
02/25/2017 16:30	7.8	66.21	72.2	6.1	26.42	68.1	8.7	26.30	72.7	65.5	68.7	5.9	26.41	67.8
02/25/2017 16:40	7.8	66.27	72.2	6.1	26.45	68.0	8.7	26.32	72.8	65.6	68.8	5.9	26.43	68.0
02/25/2017 16:50	7.8	66.25	72.2	6.1	26.43	68.1	8.7	26.30	72.8	65.5	68.7	5.9	26.42	67.9
02/25/2017 17:00	7.8	66.33	72.4	6.1	26.45	68.2	8.7	26.33	72.8	65.6	68.7	5.9	26.44	67.9
02/25/2017 17:10	7.8	66.25	72.3	6.1	26.43	68.1	8.7	26.30	72.8	65.5	68.7	5.9	26.41	67.9
02/25/2017 17:20	7.8	66.19	72.2	6.1	26.39	68.0	8.7	26.26	72.8	65.4	68.6	5.9	26.38	67.8
02/25/2017 17:30	7.8	66.11	72.2	6.1	26.36	67.9	8.7	26.22	72.8	65.2	68.5	5.9	26.33	67.7
02/25/2017 17:40	7.8	65.99	72.2	6.1	26.30	67.8	8.7	26.17	72.6	65.1	68.4	5.9	26.27	67.6
02/25/2017 17:50	7.8	65.87	72.1	6.1	26.23	67.6	8.7	26.09	72.6	64.9	68.2	5.9	26.19	67.5
02/25/2017 18:00	7.8	65.71	72.0	6.1	26.17	67.4	8.7	26.03	72.5	64.7	68.0	5.9	26.15	67.4
02/25/2017 18:10	7.8	65.62	71.9	6.1	26.13	67.4	8.7	25.98	72.4	64.6	67.9	5.9	26.10	67.2
02/25/2017 18:20	7.8	65.51	71.9	6.1	26.09	67.3	8.7	25.94	72.4	64.5	67.8	5.9	26.07	67.1
02/25/2017 18:30	7.8	65.39	71.9	6.1	26.03	67.1	8.7	25.90	72.2	64.3	67.7	5.9	26.02	67.1
02/25/2017 18:40	7.8	65.31	71.8	6.1	26.01	67.0	8.7	25.86	72.2	64.2	67.6	5.9	25.98	67.0
02/25/2017 18:50	7.8	65.21	71.8	6.1	25.97	67.0	8.7	25.81	72.1	64.1	67.5	5.9	25.94	66.9

Date/Time	GW2i F	GW2i T	GW2o	GW3i F	GW3i T	GW3o	GW4i F	GW4i T	GW4o	GW5i	GW5o	GW6i F	GW6i T	GW6o
02/25/2017 19:00	7.8	65.10	71.7	6.1	25.92	66.8	8.7	25.78	72.1	64.0	67.5	5.9	25.90	66.8
02/25/2017 19:10	7.8	65.00	71.6	6.1	25.89	66.7	8.7	25.74	72.0	63.9	67.4	5.9	25.87	66.7
02/25/2017 19:20	7.8	64.92	71.6	6.1	25.86	66.6	8.7	25.71	71.9	63.9	67.3	5.9	25.84	66.6
02/25/2017 19:30	7.8	64.91	71.5	6.1	25.85	66.6	8.7	25.69	71.9	63.8	67.2	5.9	25.82	66.5
02/25/2017 19:40	7.8	64.82	71.5	6.1	25.81	66.6	8.7	25.65	72.0	63.8	67.2	5.9	25.80	66.5
02/25/2017 19:50	7.8	64.74	71.5	6.1	25.80	66.6	8.7	25.65	71.8	63.7	67.2	5.9	25.77	66.5
02/25/2017 20:00	7.8	64.71	71.4	6.1	25.77	66.5	8.7	25.63	71.9	63.6	67.1	5.9	25.76	66.4
02/25/2017 20:10	7.8	64.63	71.3	6.1	25.77	66.5	8.7	25.61	71.8	63.6	67.1	5.9	25.73	66.4
02/25/2017 20:20	7.8	64.63	71.4	6.1	25.73	66.4	8.7	25.61	71.7	63.6	67.1	5.9	25.73	66.4
02/25/2017 20:30	7.8	64.63	71.4	6.1	25.73	66.4	8.7	25.58	71.7	63.6	67.0	5.9	25.73	66.4
02/25/2017 20:40	7.8	64.63	71.4	6.1	25.73	66.4	8.7	25.60	71.7	63.6	67.1	5.9	25.73	66.4
02/25/2017 20:50	7.8	64.63	71.4	6.1	25.74	66.4	8.7	25.61	71.6	63.6	67.1	5.9	25.73	66.4
02/25/2017 21:00	7.8	64.63	71.4	6.1	25.75	66.5	8.7	25.61	71.6	63.7	67.1	5.9	25.73	66.5
02/25/2017 21:10	7.8	64.63	71.5	6.1	25.74	66.4	8.7	25.60	71.6	63.7	67.1	5.9	25.73	66.4
02/25/2017 21:20	7.8	64.56	71.4	6.1	25.73	66.4	8.7	25.57	71.6	63.6	67.1	5.9	25.72	66.4
02/25/2017 21:30	7.8	64.50	71.3	6.1	25.69	66.3	8.7	25.53	71.6	63.5	66.9	5.9	25.69	66.3
02/25/2017 21:40	7.8	64.53	71.2	6.1	25.69	66.3	8.7	25.53	71.6	63.5	66.9	5.9	25.69	66.2
02/25/2017 21:50	7.8	64.40	71.2	6.1	25.65	66.2	8.7	25.51	71.5	63.4	66.9	5.9	25.66	66.2
02/25/2017 22:00	7.8	64.24	71.0	6.1	25.60	66.0	8.7	25.45	71.4	63.2	66.8	5.9	25.60	66.1
02/25/2017 22:10	7.8	64.15	70.9	6.1	25.57	66.0	8.7	25.41	71.4	63.2	66.7	5.9	25.57	66.0
02/25/2017 22:20	7.8	64.13	71.0	6.1	25.55	65.9	8.7	25.39	71.3	63.1	66.6	5.9	25.55	66.0
02/25/2017 22:30	7.8	64.04	71.0	6.1	25.52	65.9	8.7	25.37	71.2	63.1	66.6	5.9	25.52	65.9
02/25/2017 22:40	7.8	64.03	70.9	6.1	25.50	65.8	8.7	25.37	71.3	63.0	66.6	5.9	25.52	65.9
02/25/2017 22:50	7.8	63.93	70.8	6.1	25.47	65.8	8.7	25.32	71.2	63.0	66.5	5.9	25.47	65.8
02/25/2017 23:00	7.8	63.83	70.8	6.1	25.42	65.6	8.7	25.27	71.1	62.8	66.4	5.9	25.43	65.7
02/25/2017 23:10	7.8	63.83	70.7	6.1	25.44	65.7	8.7	25.28	71.1	62.8	66.3	5.9	25.44	65.7
02/25/2017 23:20	7.8	63.74	70.7	6.1	25.41	65.6	8.7	25.25	71.0	62.8	66.3	5.9	25.39	65.6
02/25/2017 23:30	7.8	63.70	70.7	6.1	25.39	65.5	8.7	25.24	70.9	62.7	66.2	5.9	25.37	65.6
02/25/2017 23:40	7.8	63.62	70.6	6.1	25.34	65.4	8.7	25.19	70.9	62.6	66.2	5.9	25.33	65.5
02/25/2017 23:50	7.8	63.53	70.7	6.1	25.29	65.3	8.7	25.14	70.9	62.5	66.1	5.9	25.29	65.3
02/26/2017 00:00	7.8	63.49	70.6	6.1	25.29	65.4	8.7	25.13	70.9	62.5	66.0	5.9	25.29	65.4
02/26/2017 00:10	7.8	63.51	70.5	6.1	25.29	65.3	8.7	25.14	70.8	62.5	66.0	5.9	25.30	65.3
02/26/2017 00:20	7.8	63.40	70.5	6.1	25.25	65.2	8.7	25.09	70.8	62.5	66.0	5.9	25.26	65.3
02/26/2017 00:30	7.8	63.32	70.4	6.1	25.23	65.2	8.7	25.09	70.7	62.4	65.9	5.9	25.21	65.2
02/26/2017 00:40	7.8	63.22	70.3	6.1	25.17	65.0	8.7	25.02	70.7	62.2	65.8	5.9	25.18	65.1

Date/Time	GW2i F	GW2i T	GW2o	GW3i F	GW3i T	GW3o	GW4i F	GW4i T	GW4o	GW5i	GW5o	GW6i F	GW6i T	GW6o
02/26/2017 00:50	7.8	63.13	70.1	6.1	25.13	64.8	8.7	24.99	70.5	62.1	65.7	5.9	25.14	64.9
02/26/2017 01:00	7.8	63.03	70.1	6.1	25.10	64.8	8.7	24.96	70.5	62.1	65.6	5.9	25.11	64.9
02/26/2017 01:10	7.8	63.01	70.2	6.1	25.09	64.7	8.7	24.95	70.4	62.0	65.5	5.9	25.09	64.8
02/26/2017 01:20	7.8	62.99	70.2	6.1	25.09	64.7	8.7	24.93	70.5	62.0	65.5	5.9	25.09	64.8
02/26/2017 01:30	7.8	62.99	70.1	6.1	25.09	64.8	8.7	24.94	70.4	62.0	65.6	5.9	25.09	64.8
02/26/2017 01:40	7.8	62.92	70.1	6.1	25.06	64.8	8.7	24.91	70.4	62.0	65.5	5.9	25.06	64.8
02/26/2017 01:50	7.8	62.91	70.0	6.1	25.05	64.7	8.7	24.89	70.4	61.9	65.5	5.9	25.05	64.7
02/26/2017 02:00	7.8	62.90	70.1	6.1	25.05	64.7	8.7	24.89	70.3	61.9	65.4	5.9	25.04	64.7
02/26/2017 02:10	7.8	62.86	70.0	6.1	25.02	64.5	8.7	24.87	70.3	61.8	65.3	5.9	25.02	64.6
02/26/2017 02:20	7.8	62.75	69.9	6.1	24.98	64.4	8.7	24.82	70.3	61.7	65.2	5.9	24.96	64.5
02/26/2017 02:30	7.8	62.63	69.8	6.1	24.93	64.3	8.7	24.78	70.1	61.6	65.1	5.9	24.93	64.4
02/26/2017 02:40	7.8	62.54	69.7	6.1	24.90	64.3	8.7	24.73	70.1	61.5	65.0	5.9	24.88	64.3
02/26/2017 02:50	7.8	62.55	69.8	6.1	24.89	64.2	8.7	24.73	70.0	61.4	64.9	6.0	24.86	64.2
02/26/2017 03:00	7.8	62.52	69.7	6.1	24.89	64.2	8.7	24.72	69.9	61.4	65.0	6.0	24.86	64.2
02/26/2017 03:10	7.8	62.52	69.7	6.1	24.88	64.2	8.7	24.69	70.0	61.4	64.9	6.0	24.84	64.1
02/26/2017 03:20	7.8	62.44	69.5	6.1	24.85	64.1	8.7	24.69	69.8	61.3	64.9	6.0	24.82	64.1
02/26/2017 03:30	7.8	62.36	69.6	6.1	24.83	64.1	8.7	24.68	69.8	61.3	64.8	6.0	24.81	64.2
02/26/2017 03:40	7.8	62.34	69.6	6.1	24.82	64.2	8.7	24.66	69.9	61.3	64.9	5.9	24.81	64.1
02/26/2017 03:50	7.8	62.29	69.5	6.1	24.80	64.0	8.7	24.64	69.9	61.2	64.8	6.0	24.79	64.0
02/26/2017 04:00	7.8	62.24	69.5	6.1	24.77	63.9	8.7	24.61	69.7	61.1	64.7	6.0	24.75	63.9
02/26/2017 04:10	7.8	62.23	69.4	6.1	24.75	63.8	8.7	24.59	69.7	61.1	64.6	6.0	24.73	63.9
02/26/2017 04:20	7.8	62.18	69.4	6.1	24.73	63.8	8.7	24.57	69.7	61.1	64.6	6.0	24.73	63.8
02/26/2017 04:30	7.8	62.13	69.3	6.1	24.73	63.8	8.7	24.57	69.7	61.0	64.6	6.0	24.71	63.9
02/26/2017 04:40	7.8	62.10	69.3	6.1	24.71	63.8	8.7	24.57	69.6	61.0	64.6	6.0	24.69	63.8
02/26/2017 04:50	7.8	62.06	69.4	6.1	24.70	63.8	8.7	24.55	69.6	61.0	64.5	6.0	24.67	63.8
02/26/2017 05:00	7.8	62.04	69.2	6.1	24.69	63.8	8.7	24.54	69.6	61.0	64.5	6.0	24.68	63.7
02/26/2017 05:10	7.8	62.04	69.1	6.1	24.69	63.8	8.7	24.54	69.6	61.0	64.5	6.0	24.67	63.7
02/26/2017 05:20	7.8	62.03	69.2	6.1	24.70	63.8	8.7	24.55	69.5	61.0	64.5	6.0	24.68	63.7
02/26/2017 05:30	7.8	62.02	69.2	6.1	24.68	63.7	8.7	24.54	69.4	61.0	64.5	6.0	24.66	63.7
02/26/2017 05:40	7.8	62.02	69.2	6.1	24.69	63.8	8.7	24.54	69.4	61.0	64.5	6.0	24.67	63.7
02/26/2017 05:50	7.8	61.96	69.1	6.1	24.66	63.7	8.7	24.51	69.4	60.9	64.5	6.0	24.65	63.7
02/26/2017 06:00	7.8	61.92	69.0	6.1	24.65	63.6	8.7	24.49	69.3	60.9	64.4	6.0	24.64	63.6
02/26/2017 06:10	7.8	61.90	69.1	6.1	24.63	63.6	8.7	24.49	69.3	60.9	64.4	6.0	24.63	63.6
02/26/2017 06:20	7.8	61.92	69.0	6.1	24.64	63.6	8.7	24.48	69.4	60.8	64.3	6.0	24.62	63.6
02/26/2017 06:30	7.8	61.86	68.9	6.1	24.63	63.7	8.7	24.47	69.3	60.8	64.3	6.0	24.61	63.5

Date/Time	GW2i F	GW2i T	GW2o	GW3i F	GW3i T	GW3o	GW4i F	GW4i T	GW4o	GW5i	GW5o	GW6i F	GW6i T	GW6o
02/26/2017 06:40	7.8	61.83	68.9	6.1	24.61	63.4	8.7	24.45	69.2	60.8	64.3	6.0	24.59	63.5
02/26/2017 06:50	7.8	61.83	68.9	6.1	24.59	63.5	8.7	24.45	69.2	60.7	64.2	6.0	24.57	63.4
02/26/2017 07:00	7.8	61.77	69.0	6.1	24.57	63.3	8.7	24.43	69.2	60.6	64.2	6.0	24.55	63.4
02/26/2017 07:10	7.8	61.73	68.8	6.1	24.56	63.3	8.7	24.41	69.1	60.6	64.1	6.0	24.53	63.3
02/26/2017 07:20	7.8	61.72	68.7	6.1	24.54	63.3	8.7	24.39	69.1	60.6	64.1	5.9	24.53	63.3
02/26/2017 07:30	7.8	61.72	68.7	6.1	24.53	63.3	8.7	24.39	69.0	60.6	64.1	6.0	24.53	63.3
02/26/2017 07:40	7.8	61.74	68.8	6.1	24.57	63.3	8.7	24.42	69.0	60.6	64.1	6.0	24.54	63.3
02/26/2017 07:50	7.8	61.85	68.8	6.1	24.61	63.4	8.7	24.46	69.2	60.7	64.2	6.0	24.59	63.4
02/26/2017 08:00	7.8	61.95	68.9	6.1	24.65	63.6	8.7	24.50	69.2	60.9	64.3	6.0	24.63	63.5
02/26/2017 08:10	7.8	62.09	68.9	6.1	24.72	63.8	8.7	24.57	69.2	61.0	64.4	6.0	24.69	63.7
02/26/2017 08:20	7.8	62.24	69.0	6.1	24.78	63.9	8.7	24.63	69.4	61.2	64.5	6.0	24.75	63.8
02/26/2017 08:30	7.8	62.40	69.0	6.1	24.85	64.1	8.7	24.70	69.4	61.4	64.6	6.0	24.82	63.9
02/26/2017 08:40	7.8	62.58	69.1	6.1	24.93	64.3	8.7	24.78	69.5	61.6	64.9	6.0	24.91	64.1
02/26/2017 08:50	7.8	62.76	69.3	6.1	25.00	64.5	8.7	24.84	69.6	61.8	65.1	6.0	24.97	64.3
02/26/2017 09:00	7.8	62.95	69.4	6.1	25.07	64.6	8.7	24.92	69.7	61.9	65.2	5.9	25.05	64.4
02/26/2017 09:10	7.8	63.11	69.5	6.1	25.13	64.9	8.7	24.98	69.8	62.1	65.4	5.9	25.12	64.6
02/26/2017 09:20	7.8	63.24	69.5	6.1	25.19	65.1	8.7	25.04	69.9	62.3	65.5	5.9	25.17	64.7
02/26/2017 09:30	7.8	63.36	69.6	6.1	25.25	65.2	8.7	25.09	69.9	62.5	65.6	5.9	25.23	64.9
02/26/2017 09:40	7.8	63.56	69.8	6.1	25.31	65.3	8.7	25.17	70.0	62.6	65.8	5.9	25.30	65.0
02/26/2017 09:50	7.8	63.70	69.8	6.1	25.37	65.4	8.7	25.23	70.0	62.8	66.0	5.9	25.36	65.2
02/26/2017 10:00	7.8	63.89	70.1	6.1	25.45	65.6	8.7	25.30	70.2	62.9	66.1	5.9	25.43	65.4
02/26/2017 10:10	7.8	64.05	70.1	6.1	25.52	65.8	8.7	25.37	70.3	63.1	66.3	5.9	25.50	65.5
02/26/2017 10:20	7.8	64.22	70.1	6.1	25.59	66.0	8.7	25.44	70.5	63.3	66.4	5.9	25.58	65.7
02/26/2017 10:30	7.8	64.38	70.3	6.1	25.65	66.2	8.7	25.52	70.4	63.5	66.6	5.9	25.64	65.9
02/26/2017 10:40	7.8	64.53	70.3	6.1	25.72	66.4	8.7	25.57	70.6	63.7	66.8	5.9	25.71	66.0
02/26/2017 10:50	7.8	64.67	70.4	6.1	25.76	66.4	8.7	25.63	70.7	63.7	66.8	5.9	25.75	66.1
02/26/2017 11:00	7.8	64.78	70.5	6.1	25.80	66.5	8.7	25.66	70.8	63.9	67.0	5.9	25.79	66.2
02/26/2017 11:10	7.8	64.91	70.5	6.1	25.85	66.6	8.7	25.70	70.8	64.0	67.0	5.9	25.84	66.3
02/26/2017 11:20	7.8	64.97	70.6	6.1	25.89	66.7	8.7	25.75	70.9	64.0	67.1	5.9	25.88	66.4
02/26/2017 11:30	7.8	65.08	70.7	6.1	25.91	66.8	8.7	25.77	71.0	64.1	67.1	5.9	25.89	66.5
02/26/2017 11:40	7.8	65.17	70.7	6.1	25.96	66.9	8.7	25.82	71.0	64.2	67.3	5.9	25.93	66.6
02/26/2017 11:50	7.8	65.28	70.8	6.1	25.99	67.0	8.7	25.84	71.0	64.3	67.4	5.9	25.98	66.7
02/26/2017 12:00	7.8	65.38	70.8	6.1	26.05	67.2	8.7	25.91	71.1	64.5	67.5	5.9	26.03	66.8
02/26/2017 12:10	7.8	65.54	70.9	6.1	26.10	67.3	8.7	25.95	71.2	64.7	67.6	5.9	26.08	66.9
02/26/2017 12:20	7.8	65.65	71.0	6.1	26.17	67.5	8.7	26.01	71.3	64.8	67.7	5.9	26.14	67.0

Date/Time	GW2i F	GW2i T	GW2o	GW3i F	GW3i T	GW3o	GW4i F	GW4i T	GW4o	GW5i	GW5o	GW6i F	GW6i T	GW6o
02/26/2017 12:30	7.8	65.82	71.1	6.1	26.22	67.6	8.7	26.07	71.4	64.9	67.9	5.9	26.20	67.2
02/26/2017 12:40	7.8	65.94	71.2	6.1	26.28	67.9	8.7	26.13	71.6	65.0	68.0	5.9	26.26	67.3
02/26/2017 12:50	7.8	66.11	71.4	6.1	26.34	68.0	8.7	26.20	71.6	65.2	68.1	5.9	26.32	67.4
02/26/2017 13:00	7.8	66.26	71.4	6.1	26.39	68.1	8.7	26.23	71.6	65.3	68.3	5.9	26.36	67.5
02/26/2017 13:10	7.8	66.38	71.5	6.1	26.45	68.3	8.7	26.30	71.8	65.5	68.4	5.9	26.43	67.7
02/26/2017 13:20	7.8	66.55	71.6	6.1	26.52	68.4	8.7	26.36	71.9	65.7	68.5	5.9	26.50	67.9
02/26/2017 13:30	7.8	66.72	71.7	6.1	26.59	68.6	8.7	26.44	72.0	65.9	68.8	5.9	26.57	68.1
02/26/2017 13:40	7.8	66.91	71.8	6.1	26.68	68.8	8.7	26.52	72.1	66.1	69.0	5.9	26.65	68.2
02/26/2017 13:50	7.8	67.12	71.9	6.1	26.76	69.0	8.7	26.61	72.2	66.4	69.1	5.9	26.74	68.4
02/26/2017 14:00	7.8	67.34	72.1	6.1	26.85	69.3	8.7	26.70	72.4	66.6	69.3	5.9	26.83	68.6
02/26/2017 14:10	7.8	67.56	72.3	6.1	26.94	69.5	8.7	26.78	72.5	66.8	69.6	5.9	26.92	68.9
02/26/2017 14:20	7.8	67.74	72.4	6.1	27.02	69.7	8.7	26.87	72.7	67.0	69.8	5.9	27.00	69.1
02/26/2017 14:30	7.8	67.90	72.5	6.1	27.08	69.9	8.7	26.92	72.8	67.2	69.9	5.9	27.06	69.3
02/26/2017 14:40	7.8	68.06	72.6	6.1	27.13	70.0	8.7	26.98	72.9	67.3	70.0	5.9	27.10	69.3
02/26/2017 14:50	7.8	68.23	72.7	6.1	27.20	70.2	8.7	27.05	73.0	67.4	70.2	5.9	27.17	69.5
02/26/2017 15:00	7.8	68.39	72.8	6.1	27.27	70.3	8.7	27.12	73.1	67.6	70.4	5.9	27.24	69.7
02/26/2017 15:10	7.8	68.50	72.9	6.1	27.31	70.4	8.7	27.16	73.1	67.6	70.4	5.9	27.27	69.8
02/26/2017 15:20	7.8	68.60	73.0	6.1	27.34	70.5	8.7	27.17	73.2	67.7	70.5	5.9	27.30	69.9
02/26/2017 15:30	7.8	68.63	73.0	6.1	27.33	70.5	8.7	27.17	73.2	67.8	70.5	5.9	27.31	69.9
02/26/2017 15:40	7.8	68.64	73.0	6.1	27.36	70.5	8.7	27.19	73.3	67.8	70.5	5.9	27.33	70.0
02/26/2017 15:50	7.8	68.65	73.1	6.1	27.35	70.5	8.7	27.19	73.3	67.7	70.5	5.9	27.31	69.9
02/26/2017 16:00	7.8	68.52	73.0	6.1	27.30	70.3	8.7	27.14	73.3	67.6	70.5	5.9	27.25	69.9
02/26/2017 16:10	7.8	68.51	73.0	6.1	27.30	70.4	8.7	27.14	73.3	67.5	70.4	5.9	27.25	69.8
02/26/2017 16:20	7.8	68.53	73.1	6.1	27.30	70.4	8.7	27.14	73.3	67.6	70.4	5.9	27.26	69.8
02/26/2017 16:30	7.8	68.53	73.1	6.1	27.29	70.4	8.7	27.13	73.3	67.5	70.4	5.9	27.25	69.8
02/26/2017 16:40	7.8	68.53	73.2	6.1	27.30	70.4	8.7	27.14	73.3	67.6	70.4	5.9	27.25	69.9
02/26/2017 16:50	7.8	68.53	73.2	6.1	27.29	70.4	8.7	27.13	73.3	67.6	70.4	5.9	27.25	69.8
02/26/2017 17:00	7.8	68.38	73.2	6.1	27.24	70.3	8.7	27.08	73.2	67.4	70.4	5.9	27.21	69.8
02/26/2017 17:10	7.8	68.30	73.0	6.1	27.20	70.2	8.7	27.05	73.2	67.3	70.2	5.9	27.16	69.6
02/26/2017 17:20	7.8	68.23	73.1	6.1	27.17	70.1	8.7	27.03	73.2	67.3	70.2	5.9	27.14	69.6
02/26/2017 17:30	7.8	68.16	73.1	6.1	27.13	70.1	8.7	27.00	73.2	67.2	70.2	5.9	27.10	69.6
02/26/2017 17:40	7.8	68.12	73.0	6.1	27.13	70.0	8.7	26.97	73.1	67.1	70.1	5.9	27.09	69.5
02/26/2017 17:50	7.8	68.01	73.0	6.1	27.09	69.9	8.7	26.93	73.1	67.1	70.0	5.9	27.05	69.4
02/26/2017 18:00	7.8	67.88	72.9	6.1	27.02	69.7	8.7	26.88	73.1	66.9	69.9	5.9	27.00	69.3
02/26/2017 18:10	7.8	67.75	72.8	6.1	26.99	69.6	8.7	26.84	73.0	66.8	69.8	5.9	26.96	69.2

Date/Time	GW2i F	GW2i T	GW2o	GW3i F	GW3i T	GW3o	GW4i F	GW4i T	GW4o	GW5i	GW5o	GW6i F	GW6i T	GW6o
02/26/2017 18:20	7.8	67.67	72.7	6.1	26.94	69.5	8.7	26.79	73.0	66.7	69.7	5.9	26.91	69.1
02/26/2017 18:30	7.8	67.61	72.8	6.1	26.90	69.4	8.7	26.73	72.9	66.6	69.6	5.9	26.87	69.0
02/26/2017 18:40	7.8	67.48	72.8	6.1	26.87	69.3	8.7	26.72	72.8	66.5	69.6	5.9	26.84	68.9
02/26/2017 18:50	7.8	67.42	72.7	6.1	26.85	69.2	8.7	26.69	72.8	66.5	69.5	5.9	26.81	68.9
02/26/2017 19:00	7.8	67.39	72.7	6.1	26.82	69.1	8.7	26.66	72.8	66.3	69.4	5.9	26.78	68.8
02/26/2017 19:10	7.7	67.27	72.7	6.1	26.80	69.0	8.7	26.64	72.8	66.3	69.3	5.9	26.77	68.8
02/26/2017 19:20	7.6	67.22	72.7	6.1	26.76	68.9	8.7	26.61	72.6	66.3	69.3	5.9	26.73	68.7
02/26/2017 19:30	7.6	67.13	72.6	6.1	26.73	68.9	8.7	26.58	72.5	66.1	69.2	5.9	26.69	68.5
02/26/2017 19:40	7.6	67.10	72.6	6.1	26.73	68.8	8.7	26.57	72.5	66.1	69.1	5.9	26.69	68.5
02/26/2017 19:50	7.6	67.04	72.5	6.1	26.72	68.7	8.7	26.55	72.7	66.1	69.2	5.9	26.69	68.5
02/26/2017 20:00	7.6	67.03	72.5	6.1	26.69	68.7	8.7	26.53	72.6	66.1	69.1	5.9	26.66	68.4
02/26/2017 20:10	7.6	67.03	72.5	6.1	26.68	68.6	8.7	26.53	72.6	66.0	69.1	5.9	26.65	68.4
02/26/2017 20:20	7.6	66.96	72.6	6.1	26.66	68.6	8.7	26.50	72.5	66.0	69.1	5.9	26.63	68.4
02/26/2017 20:30	7.6	66.88	72.5	6.1	26.62	68.5	8.7	26.46	72.4	65.9	68.9	5.9	26.59	68.3
02/26/2017 20:40	7.6	66.80	72.5	6.1	26.59	68.5	8.7	26.44	72.5	65.8	68.9	5.9	26.56	68.2
02/26/2017 20:50	7.6	66.72	72.3	6.1	26.57	68.4	8.7	26.41	72.5	65.7	68.8	5.9	26.52	68.1
02/26/2017 21:00	7.6	66.67	72.4	6.1	26.55	68.4	8.7	26.39	72.4	65.7	68.8	5.9	26.51	68.1
02/26/2017 21:10	7.6	66.65	72.3	6.1	26.53	68.3	8.7	26.37	72.4	65.6	68.7	5.9	26.49	68.1
02/26/2017 21:20	7.6	66.63	72.3	6.1	26.53	68.3	8.7	26.37	72.4	65.7	68.7	5.9	26.50	68.1
02/26/2017 21:30	7.6	66.64	72.3	6.1	26.53	68.3	8.7	26.37	72.4	65.7	68.8	5.9	26.50	68.1
02/26/2017 21:40	7.6	66.66	72.3	6.1	26.53	68.3	8.7	26.37	72.3	65.7	68.8	5.9	26.51	68.1
02/26/2017 21:50	7.6	66.63	72.3	6.1	26.53	68.4	8.7	26.37	72.3	65.7	68.8	5.9	26.51	68.1
02/26/2017 22:00	7.6	66.63	72.3	6.1	26.53	68.4	8.7	26.37	72.3	65.7	68.8	5.9	26.53	68.1
02/26/2017 22:10	7.6	66.63	72.3	6.1	26.54	68.4	8.7	26.37	72.4	65.7	68.8	5.9	26.52	68.1
02/26/2017 22:20	7.6	66.64	72.3	6.1	26.53	68.4	8.7	26.38	72.4	65.7	68.8	5.9	26.53	68.1
02/26/2017 22:30	7.6	66.65	72.3	6.1	26.55	68.4	8.7	26.39	72.4	65.6	68.8	5.9	26.52	68.1
02/26/2017 22:40	7.6	66.63	72.4	6.1	26.55	68.4	8.7	26.40	72.4	65.8	68.8	5.9	26.53	68.1
02/26/2017 22:50	7.6	66.64	72.4	6.1	26.55	68.4	8.7	26.41	72.3	65.8	68.8	5.9	26.53	68.1
02/26/2017 23:00	7.6	66.65	72.3	6.1	26.57	68.4	8.7	26.41	72.3	65.8	68.8	5.9	26.53	68.1
02/26/2017 23:10	7.6	66.65	72.3	6.1	26.55	68.4	8.7	26.41	72.4	65.7	68.8	5.9	26.53	68.1
02/26/2017 23:20	7.6	66.66	72.4	6.1	26.57	68.4	8.7	26.41	72.3	65.7	68.9	5.9	26.53	68.1
02/26/2017 23:30	7.6	66.71	72.4	6.1	26.57	68.5	8.7	26.41	72.5	65.8	68.9	5.9	26.57	68.2
02/26/2017 23:40	7.6	66.72	72.5	6.1	26.59	68.6	8.7	26.45	72.4	65.9	68.9	5.9	26.57	68.3
02/26/2017 23:50	7.6	66.77	72.4	6.1	26.61	68.6	8.7	26.45	72.4	65.9	69.0	5.9	26.59	68.3
02/27/2017 00:00	7.6	66.81	72.4	6.1	26.61	68.6	8.7	26.45	72.5	65.9	69.0	5.9	26.60	68.3

Date/Time	GW2i F	GW2i T	GW2o	GW3i F	GW3i T	GW3o	GW4i F	GW4i T	GW4o	GW5i	GW5o	GW6i F	GW6i T	GW6o
02/27/2017 00:10	7.6	66.82	72.5	6.1	26.61	68.7	8.7	26.47	72.6	65.9	69.0	5.9	26.61	68.4
02/27/2017 00:20	7.6	66.83	72.5	6.1	26.64	68.7	8.7	26.49	72.5	66.0	69.1	5.9	26.63	68.4
02/27/2017 00:30	7.6	66.91	72.5	6.1	26.66	68.7	8.7	26.52	72.5	66.1	69.1	5.9	26.65	68.4
02/27/2017 00:40	7.6	66.92	72.5	6.1	26.69	68.8	8.7	26.53	72.6	66.2	69.2	5.9	26.68	68.5
02/27/2017 00:50	7.6	67.00	72.6	6.1	26.71	68.8	8.7	26.56	72.6	66.2	69.2	5.9	26.69	68.5
02/27/2017 01:00	7.6	67.04	72.6	6.1	26.73	68.9	8.7	26.59	72.7	66.2	69.2	5.9	26.71	68.6
02/27/2017 01:10	7.6	67.11	72.7	6.1	26.73	69.0	8.7	26.61	72.7	66.3	69.3	5.9	26.73	68.6
02/27/2017 01:20	7.6	67.13	72.7	6.1	26.77	69.0	8.7	26.61	72.8	66.3	69.3	5.9	26.74	68.6
02/27/2017 01:30	7.6	67.19	72.7	6.1	26.79	69.1	8.7	26.64	72.6	66.4	69.4	5.9	26.77	68.7
02/27/2017 01:40	7.6	67.22	72.7	6.1	26.81	69.1	8.7	26.65	72.7	66.4	69.4	5.9	26.77	68.7
02/27/2017 01:50	7.6	67.23	72.6	6.1	26.82	69.1	8.7	26.66	72.8	66.5	69.4	5.9	26.81	68.8
02/27/2017 02:00	7.6	67.23	72.7	6.1	26.81	69.2	8.7	26.65	72.8	66.4	69.4	5.9	26.80	68.8
02/27/2017 02:10	7.6	67.23	72.8	6.1	26.81	69.2	8.7	26.66	72.9	66.4	69.4	5.9	26.80	68.8
02/27/2017 02:20	7.6	67.23	72.8	6.1	26.81	69.1	8.7	26.66	72.8	66.4	69.4	5.9	26.79	68.8
02/27/2017 02:30	7.6	67.25	72.8	6.1	26.81	69.1	8.7	26.66	72.9	66.4	69.4	5.9	26.80	68.8
02/27/2017 02:40	7.6	67.23	72.8	6.1	26.81	69.1	8.7	26.65	72.8	66.4	69.4	5.9	26.81	68.8
02/27/2017 02:50	7.6	67.24	72.7	6.1	26.82	69.2	8.7	26.67	72.8	66.5	69.4	5.9	26.81	68.8
02/27/2017 03:00	7.6	67.29	72.8	6.1	26.83	69.2	8.7	26.68	72.9	66.5	69.4	5.9	26.81	68.8
02/27/2017 03:10	7.6	67.26	72.8	6.1	26.82	69.2	8.7	26.67	72.8	66.4	69.4	5.9	26.81	68.8
02/27/2017 03:20	7.6	67.26	72.8	6.1	26.81	69.1	8.7	26.66	72.9	66.5	69.4	5.9	26.80	68.8
02/27/2017 03:30	7.6	67.22	72.8	6.1	26.80	69.1	8.7	26.65	72.7	66.3	69.4	5.9	26.77	68.8
02/27/2017 03:40	7.6	67.22	72.7	6.1	26.77	69.0	8.7	26.63	72.7	66.3	69.3	5.9	26.77	68.7
02/27/2017 03:50	7.6	67.14	72.7	6.1	26.76	69.0	8.7	26.61	72.7	66.3	69.3	5.9	26.73	68.7
02/27/2017 04:00	7.6	67.10	72.7	6.1	26.73	69.0	8.7	26.61	72.7	66.2	69.3	5.9	26.72	68.6
02/27/2017 04:10	7.6	67.03	72.7	6.1	26.73	68.9	8.7	26.57	72.7	66.2	69.2	5.9	26.69	68.6
02/27/2017 04:20	7.6	67.02	72.7	6.1	26.72	68.9	8.7	26.56	72.7	66.1	69.2	5.9	26.69	68.6
02/27/2017 04:30	7.6	67.03	72.7	6.1	26.73	68.9	8.7	26.57	72.7	66.2	69.2	5.9	26.69	68.6
02/27/2017 04:40	7.6	67.03	72.8	6.1	26.73	68.9	8.7	26.58	72.7	66.2	69.3	5.9	26.70	68.6
02/27/2017 04:50	7.6	67.03	72.7	6.1	26.73	69.0	8.7	26.58	72.7	66.2	69.3	5.9	26.70	68.6
02/27/2017 05:00	7.6	67.03	72.7	6.1	26.73	68.8	8.7	26.57	72.7	66.2	69.2	5.9	26.69	68.6
02/27/2017 05:10	7.6	67.03	72.7	6.1	26.73	68.9	8.7	26.58	72.6	66.2	69.2	5.9	26.69	68.6
02/27/2017 05:20	7.6	67.03	72.7	6.1	26.73	68.9	8.7	26.58	72.7	66.2	69.2	5.9	26.69	68.6
02/27/2017 05:30	7.6	67.03	72.7	6.1	26.73	68.8	8.7	26.57	72.7	66.2	69.2	5.9	26.69	68.5
02/27/2017 05:40	7.6	67.03	72.7	6.1	26.70	68.8	8.7	26.55	72.6	66.1	69.2	5.9	26.69	68.5
02/27/2017 05:50	7.6	66.94	72.6	6.1	26.69	68.8	8.7	26.53	72.6	66.1	69.1	5.9	26.66	68.5

Date/Time	GW2i F	GW2i T	GW2o	GW3i F	GW3i T	GW3o	GW4i F	GW4i T	GW4o	GW5i	GW5o	GW6i F	GW6i T	GW6o
02/27/2017 06:00	7.6	66.92	72.7	6.1	26.68	68.8	8.7	26.53	72.6	66.1	69.1	5.9	26.65	68.4
02/27/2017 06:10	7.6	66.92	72.6	6.1	26.66	68.8	8.7	26.52	72.6	66.0	69.1	5.9	26.65	68.4
02/27/2017 06:20	7.6	66.83	72.5	6.1	26.63	68.7	8.7	26.48	72.6	66.0	69.0	5.9	26.62	68.4
02/27/2017 06:30	7.6	66.79	72.6	6.1	26.61	68.6	8.7	26.45	72.5	65.9	69.0	5.9	26.61	68.3
02/27/2017 06:40	7.6	66.72	72.5	6.1	26.59	68.6	8.7	26.45	72.5	65.9	68.9	5.9	26.57	68.3
02/27/2017 06:50	7.6	66.71	72.5	6.1	26.57	68.5	8.7	26.43	72.5	65.9	68.9	5.9	26.56	68.3
02/27/2017 07:00	7.6	66.65	72.5	6.1	26.57	68.4	8.7	26.41	72.5	65.8	68.9	5.9	26.53	68.2
02/27/2017 07:10	7.6	66.67	72.4	6.1	26.57	68.4	8.7	26.41	72.4	65.8	68.9	5.9	26.53	68.2
02/27/2017 07:20	7.6	66.70	72.5	6.1	26.57	68.5	8.7	26.43	72.5	65.8	68.9	5.9	26.53	68.2
02/27/2017 07:30	7.6	66.75	72.4	6.1	26.61	68.5	8.7	26.45	72.5	65.9	68.9	5.9	26.57	68.3
02/27/2017 07:40	7.6	66.87	72.5	6.1	26.66	68.6	8.7	26.50	72.6	66.0	69.0	5.9	26.61	68.3
02/27/2017 07:50	7.6	67.03	72.6	6.1	26.72	68.9	8.7	26.57	72.7	66.1	69.1	5.9	26.68	68.5
02/27/2017 08:00	7.6	67.22	72.7	6.1	26.80	69.0	8.7	26.65	72.7	66.3	69.2	5.9	26.74	68.7
02/27/2017 08:10	7.6	67.44	72.8	6.1	26.89	69.2	8.7	26.73	72.8	66.6	69.4	5.9	26.83	68.9
02/27/2017 08:20	7.6	67.64	72.9	6.1	26.98	69.4	8.7	26.81	73.1	66.7	69.6	5.9	26.91	69.0
02/27/2017 08:30	7.6	67.78	73.1	6.1	27.03	69.6	8.7	26.88	73.0	66.9	69.8	5.9	26.98	69.1
02/27/2017 08:40	7.6	67.98	73.1	6.1	27.11	69.8	8.7	26.96	73.1	67.1	70.0	5.9	27.07	69.3
02/27/2017 08:50	7.6	68.22	73.2	6.1	27.21	70.0	8.7	27.06	73.2	67.4	70.2	5.9	27.16	69.5
02/27/2017 09:00	7.6	68.44	73.4	6.1	27.31	70.3	8.7	27.16	73.4	67.7	70.4	5.9	27.25	69.8
02/27/2017 09:10	7.6	68.70	73.6	6.1	27.42	70.6	8.7	27.28	73.6	68.0	70.7	5.9	27.37	70.1
02/27/2017 09:20	7.6	68.94	73.6	6.1	27.51	70.8	8.8	27.36	73.8	68.2	70.9	5.8	27.46	70.3
02/27/2017 09:30	7.6	69.17	73.8	6.1	27.59	71.0	8.7	27.45	73.9	68.5	71.1	5.8	27.55	70.5
02/27/2017 09:40	7.6	69.41	74.0	6.1	27.71	71.4	8.8	27.55	74.0	68.7	71.4	5.8	27.68	70.7
02/27/2017 09:50	7.6	69.69	74.1	6.1	27.83	71.7	8.8	27.68	74.2	69.1	71.7	5.8	27.81	71.0
02/27/2017 10:00	7.6	70.00	74.3	6.1	27.95	72.1	8.8	27.80	74.5	69.4	71.9	5.8	27.93	71.3
02/27/2017 10:10	7.6	70.31	74.5	6.1	28.09	72.4	8.8	27.93	74.7	69.7	72.2	5.8	28.07	71.6
02/27/2017 10:20	7.6	70.61	74.6	6.1	28.21	72.9	8.8	28.06	74.8	70.1	72.5	5.8	28.20	72.0
02/27/2017 10:30	7.6	70.97	74.9	6.1	28.36	73.3	8.8	28.21	75.0	70.5	72.8	5.8	28.35	72.3
02/27/2017 10:40	7.6	71.21	75.1	6.1	28.45	73.5	8.8	28.33	75.2	70.8	73.1	5.8	28.46	72.5
02/27/2017 10:50	7.6	71.44	75.3	6.1	28.55	74.0	8.8	28.43	75.4	71.1	73.4	5.8	28.55	72.8
02/27/2017 11:00	7.6	71.83	75.5	6.1	28.69	74.2	8.8	28.58	75.7	71.3	73.7	5.8	28.68	73.1
02/27/2017 11:10	7.6	72.04	75.7	6.1	28.81	74.6	8.8	28.69	75.8	71.7	74.0	5.8	28.79	73.4
02/27/2017 11:20	7.6	72.36	75.9	6.1	28.93	75.0	8.8	28.82	76.0	72.0	74.3	5.8	28.90	73.7
02/27/2017 11:30	7.6	72.72	76.1	6.1	29.07	75.4	8.8	28.96	76.2	72.3	74.6	5.8	29.04	74.0
02/27/2017 11:40	7.6	73.10	76.4	6.1	29.21	75.9	8.8	29.12	76.5	72.7	75.0	5.8	29.20	74.3

Date/Time	GW2i F	GW2i T	GW2o	GW3i F	GW3i T	GW3o	GW4i F	GW4i T	GW4o	GW5i	GW5o	GW6i F	GW6i T	GW6o
02/27/2017 11:50	7.6	73.49	76.6	6.1	29.36	76.1	8.8	29.27	76.7	73.2	75.3	5.8	29.38	74.7
02/27/2017 12:00	7.6	73.73	76.8	6.1	29.47	76.5	8.8	29.39	76.9	73.5	75.7	5.8	29.51	75.0
02/27/2017 12:10	7.6	74.02	76.9	6.1	29.58	76.7	8.8	29.50	77.2	73.8	75.9	5.8	29.61	75.3
02/27/2017 12:20	7.6	74.35	77.2	6.1	29.69	77.1	8.8	29.62	77.3	74.1	76.2	5.8	29.70	75.5
02/27/2017 12:30	7.6	74.62	77.4	6.1	29.80	77.5	8.8	29.72	77.6	74.3	76.4	5.8	29.81	75.8
02/27/2017 12:40	7.6	74.89	77.6	6.1	29.91	77.7	8.8	29.84	77.8	74.7	76.7	5.8	29.95	76.0
02/27/2017 12:50	7.6	75.26	77.8	6.1	30.05	78.0	8.8	29.97	78.0	75.0	77.0	5.8	30.07	76.4
02/27/2017 13:00	7.6	75.44	78.0	6.1	30.14	78.4	8.8	30.06	78.2	75.2	77.3	5.8	30.16	76.6
02/27/2017 13:10	7.6	75.69	78.2	6.1	30.24	78.7	8.8	30.16	78.3	75.5	77.5	5.8	30.26	76.9
02/27/2017 13:20	7.6	75.94	78.3	6.1	30.34	78.9	8.8	30.27	78.5	75.7	77.8	5.8	30.36	77.2
02/27/2017 13:30	7.6	76.28	78.6	6.1	30.47	79.3	8.8	30.39	78.8	76.0	78.0	5.8	30.50	77.4
02/27/2017 13:40	7.6	76.49	78.8	6.1	30.57	79.5	8.8	30.49	79.0	76.4	78.3	5.8	30.60	77.7
02/27/2017 13:50	7.6	76.71	78.9	6.1	30.66	79.8	8.8	30.56	79.1	76.6	78.5	5.8	30.69	77.9
02/27/2017 14:00	7.6	76.98	79.1	6.1	30.75	80.1	8.8	30.66	79.3	76.7	78.7	5.8	30.78	78.1
02/27/2017 14:10	7.6	77.22	79.3	6.1	30.85	80.4	8.8	30.75	79.5	77.0	78.9	5.8	30.87	78.4
02/27/2017 14:20	7.6	77.42	79.5	6.1	30.94	80.6	8.8	30.84	79.7	77.2	79.2	5.8	30.96	78.6
02/27/2017 14:30	7.6	77.57	79.6	6.1	31.00	80.8	8.8	30.90	79.9	77.4	79.3	5.8	31.02	78.7
02/27/2017 14:40	7.6	77.78	79.8	6.1	31.07	81.0	8.8	30.98	80.0	77.5	79.5	5.8	31.09	78.9
02/27/2017 14:50	7.6	77.95	79.9	6.1	31.14	81.1	8.8	31.05	80.1	77.7	79.7	5.8	31.16	79.0
02/27/2017 15:00	7.6	78.15	80.0	6.0	31.20	81.2	8.8	31.09	80.3	77.8	79.8	5.8	31.21	79.2
02/27/2017 15:10	7.6	78.25	80.2	6.1	31.27	81.3	8.8	31.14	80.4	77.9	79.9	5.8	31.26	79.4
02/27/2017 15:20	7.6	78.37	80.3	6.0	31.31	81.5	8.8	31.20	80.5	78.1	80.0	5.8	31.32	79.5
02/27/2017 15:30	7.6	78.50	80.4	6.0	31.36	81.5	8.8	31.25	80.7	78.3	80.2	5.8	31.35	79.6
02/27/2017 15:40	7.6	78.65	80.6	6.1	31.42	81.7	8.8	31.30	80.7	78.3	80.3	5.8	31.41	79.8
02/27/2017 15:50	7.6	78.75	80.7	6.0	31.45	81.8	8.8	31.34	80.8	78.4	80.3	5.8	31.45	79.8
02/27/2017 16:00	7.6	78.81	80.8	6.1	31.46	81.9	8.8	31.35	80.8	78.5	80.4	5.8	31.45	79.9
02/27/2017 16:10	7.6	78.91	80.8	6.0	31.50	82.0	8.8	31.37	81.0	78.5	80.5	5.8	31.48	80.0
02/27/2017 16:20	7.6	78.92	80.9	6.0	31.53	82.0	8.8	31.37	81.0	78.5	80.5	5.8	31.49	80.0
02/27/2017 16:30	7.6	78.77	80.9	6.1	31.43	81.7	8.8	31.30	81.0	78.2	80.4	5.8	31.40	79.9
02/27/2017 16:40	7.6	78.62	80.9	6.1	31.37	81.7	8.8	31.25	81.0	77.9	80.1	5.8	31.33	79.7
02/27/2017 16:50	7.6	78.53	80.9	6.1	31.34	81.6	8.9	31.21	80.9	77.9	80.0	5.8	31.30	79.7
02/27/2017 17:00	7.6	78.52	80.9	6.0	31.32	81.6	8.8	31.18	80.9	77.8	80.0	5.8	31.28	79.6
02/27/2017 17:10	7.6	78.42	80.9	6.0	31.29	81.5	8.8	31.14	80.9	77.7	80.0	5.8	31.23	79.6
02/27/2017 17:20	7.6	78.34	80.8	6.1	31.26	81.4	8.8	31.10	80.8	77.6	79.9	5.8	31.20	79.5
02/27/2017 17:30	7.6	78.25	80.8	6.1	31.22	81.3	8.8	31.08	80.8	77.6	79.8	5.8	31.17	79.4

Date/Time	GW2i F	GW2i T	GW2o	GW3i F	GW3i T	GW3o	GW4i F	GW4i T	GW4o	GW5i	GW5o	GW6i F	GW6i T	GW6o
02/27/2017 17:40	7.6	78.22	80.8	6.0	31.17	81.2	8.8	31.05	80.8	77.4	79.7	5.8	31.13	79.3
02/27/2017 17:50	7.6	78.10	80.9	6.1	31.14	81.1	8.8	31.00	80.8	77.3	79.6	5.8	31.10	79.3
02/27/2017 18:00	7.6	78.02	80.8	6.1	31.11	81.0	8.8	30.97	80.8	77.2	79.6	5.8	31.05	79.1
02/27/2017 18:10	7.6	77.87	80.7	6.0	31.05	80.9	8.8	30.91	80.7	77.1	79.4	5.8	31.00	79.0
02/27/2017 18:20	7.6	77.69	80.7	6.1	30.97	80.6	8.8	30.82	80.7	76.9	79.2	5.8	30.92	78.8
02/27/2017 18:30	7.6	77.53	80.6	6.0	30.89	80.4	8.8	30.76	80.5	76.7	79.0	5.8	30.85	78.7
02/27/2017 18:40	7.6	77.35	80.5	6.1	30.83	80.2	8.8	30.68	80.4	76.5	78.9	5.8	30.78	78.5
02/27/2017 18:50	7.6	77.18	80.5	6.0	30.76	80.1	8.8	30.63	80.3	76.3	78.8	5.8	30.72	78.4
02/27/2017 19:00	7.6	77.05	80.4	6.1	30.70	79.9	8.8	30.56	80.3	76.2	78.6	5.8	30.66	78.3
02/27/2017 19:10	7.6	76.88	80.3	6.1	30.64	79.8	8.8	30.51	80.2	76.0	78.5	5.8	30.60	78.1
02/27/2017 19:20	7.6	76.77	80.2	6.1	30.59	79.6	8.8	30.45	80.1	75.9	78.3	5.8	30.55	78.0
02/27/2017 19:30	7.6	76.65	80.1	6.1	30.55	79.5	8.8	30.39	80.0	75.8	78.3	5.8	30.50	77.8
02/27/2017 19:40	7.6	76.49	80.2	6.1	30.48	79.4	8.8	30.35	80.0	75.6	78.2	5.8	30.44	77.7
02/27/2017 19:50	7.6	76.40	80.1	6.0	30.44	79.2	8.8	30.30	79.9	75.5	78.0	5.8	30.40	77.6
02/27/2017 20:00	7.6	76.27	80.0	6.1	30.39	79.1	8.8	30.25	79.8	75.4	77.9	5.8	30.34	77.5
02/27/2017 20:10	7.6	76.17	80.0	6.1	30.35	79.0	8.8	30.21	79.8	75.3	77.8	5.8	30.31	77.4
02/27/2017 20:20	7.6	76.12	79.9	6.1	30.32	78.9	8.8	30.19	79.7	75.3	77.8	5.8	30.29	77.3
02/27/2017 20:30	7.6	76.03	79.9	6.1	30.29	78.7	8.8	30.14	79.6	75.2	77.7	5.8	30.25	77.3
02/27/2017 20:40	7.6	75.97	79.8	6.1	30.28	78.6	8.8	30.13	79.6	75.1	77.6	5.8	30.21	77.2
02/27/2017 20:50	7.6	75.87	79.8	6.1	30.24	78.5	8.8	30.09	79.6	75.0	77.6	5.8	30.20	77.0
02/27/2017 21:00	7.6	75.80	79.8	6.1	30.21	78.4	8.8	30.07	79.5	74.9	77.5	5.8	30.17	77.0
02/27/2017 21:10	7.6	75.72	79.8	6.0	30.18	78.3	8.8	30.05	79.6	74.9	77.4	5.8	30.13	77.0
02/27/2017 21:20	7.6	75.72	79.6	6.1	30.16	78.3	8.8	30.01	79.5	74.8	77.4	5.8	30.13	76.9
02/27/2017 21:30	7.6	75.64	79.7	6.1	30.13	78.2	8.8	30.01	79.5	74.8	77.3	5.8	30.09	76.9
02/27/2017 21:40	7.6	75.62	79.7	6.1	30.13	78.3	8.8	29.97	79.5	74.7	77.3	5.8	30.09	76.8
02/27/2017 21:50	7.6	75.55	79.7	6.1	30.11	78.2	8.8	29.97	79.5	74.7	77.3	5.8	30.06	76.7
02/27/2017 22:00	7.6	75.52	79.6	6.1	30.09	78.1	8.8	29.97	79.5	74.6	77.2	5.8	30.05	76.7
02/27/2017 22:10	7.6	75.52	79.6	6.1	30.09	78.2	8.8	29.96	79.4	74.6	77.2	5.8	30.05	76.7
02/27/2017 22:20	7.6	75.48	79.6	6.1	30.09	78.1	8.8	29.93	79.4	74.6	77.2	5.8	30.04	76.6
02/27/2017 22:30	7.6	75.48	79.6	6.1	30.07	78.1	8.8	29.92	79.3	74.6	77.2	5.8	30.03	76.7
02/27/2017 22:40	7.6	75.39	79.6	6.1	30.01	78.0	8.8	29.87	79.3	74.4	77.0	5.8	29.97	76.6
02/27/2017 22:50	7.6	75.35	79.6	6.1	30.02	78.0	8.8	29.89	79.3	74.5	77.0	5.8	29.97	76.6
02/27/2017 23:00	7.6	75.33	79.6	6.1	30.01	78.0	8.8	29.86	79.3	74.4	77.0	5.8	29.97	76.5
02/27/2017 23:10	7.6	75.33	79.6	6.1	30.01	77.9	8.8	29.85	79.3	74.4	76.9	5.8	29.97	76.5
02/27/2017 23:20	7.6	75.33	79.6	6.1	30.01	77.9	8.8	29.86	79.3	74.4	77.0	5.8	29.97	76.5

Date/Time	GW2i F	GW2i T	GW2o	GW3i F	GW3i T	GW3o	GW4i F	GW4i T	GW4o	GW5i	GW5o	GW6i F	GW6i T	GW6o
02/27/2017 23:30	7.6	75.35	79.7	6.1	30.02	78.0	8.8	29.89	79.3	74.4	77.0	5.8	29.97	76.5
02/27/2017 23:40	7.6	75.41	79.6	6.1	30.04	78.0	8.8	29.89	79.3	74.5	77.0	5.8	29.98	76.5
02/27/2017 23:50	7.6	75.42	79.6	6.1	30.03	78.0	8.8	29.89	79.3	74.5	77.0	5.8	29.98	76.5
02/28/2017 00:00	7.6	75.41	79.6	6.1	30.04	78.0	8.8	29.90	79.4	74.5	77.0	5.8	30.00	76.6
02/28/2017 00:10	7.6	75.36	79.6	6.1	30.01	77.9	8.8	29.87	79.3	74.4	76.9	5.8	29.97	76.5
02/28/2017 00:20	7.6	75.31	79.6	6.1	30.00	78.0	8.8	29.85	79.4	74.3	77.0	5.8	29.94	76.2
02/28/2017 00:30	7.6	75.32	79.6	6.0	30.01	78.0	8.8	29.86	79.4	74.3	76.9	5.8	29.94	76.2
02/28/2017 00:40	7.6	75.33	79.6	6.1	30.01	78.0	8.8	29.86	79.4	74.4	76.9	5.8	29.97	76.2
02/28/2017 00:50	7.6	75.32	79.6	6.1	30.00	77.9	8.8	29.85	79.4	74.3	77.0	5.8	29.93	76.2
02/28/2017 01:00	7.6	75.33	79.6	6.0	30.01	77.8	8.8	29.85	79.3	74.4	77.0	5.8	29.95	76.2
02/28/2017 01:10	7.6	75.25	79.6	6.1	29.97	77.8	8.8	29.85	79.3	74.3	76.9	5.8	29.93	76.1
02/28/2017 01:20	7.6	75.22	79.6	6.1	29.97	77.8	8.8	29.83	79.3	74.3	76.9	5.8	29.93	76.1
02/28/2017 01:30	7.6	75.21	79.6	6.1	29.97	77.8	8.8	29.83	79.3	74.3	76.9	5.8	29.93	76.1
02/28/2017 01:40	7.6	75.16	79.6	6.1	29.97	77.8	8.8	29.81	79.3	74.2	76.9	5.8	29.91	76.1
02/28/2017 01:50	7.6	75.15	79.6	6.1	29.96	77.8	8.8	29.81	79.4	74.3	76.9	5.8	29.92	76.1
02/28/2017 02:00	7.6	75.17	79.6	6.1	29.97	77.8	8.8	29.83	79.4	74.3	76.9	5.8	29.92	76.1
02/28/2017 02:10	7.6	75.23	79.6	6.0	29.98	77.8	8.8	29.85	79.3	74.4	76.9	5.8	29.94	76.2
02/28/2017 02:20	7.6	75.27	79.6	6.1	29.98	77.9	8.8	29.85	79.4	74.4	76.9	5.8	29.95	76.1
02/28/2017 02:30	7.6	75.27	79.6	6.1	29.98	77.8	8.8	29.85	79.4	74.4	77.0	5.8	29.95	76.2
02/28/2017 02:40	7.6	75.23	79.6	6.1	29.97	77.9	8.8	29.85	79.4	74.4	77.0	5.8	29.93	76.2
02/28/2017 02:50	7.6	75.23	79.6	6.0	29.97	77.9	8.8	29.85	79.4	74.3	76.9	5.8	29.93	76.1
02/28/2017 03:00	7.6	75.24	79.6	6.0	29.97	77.8	8.8	29.85	79.4	74.4	76.9	5.8	29.93	76.2
02/28/2017 03:10	7.6	75.22	79.6	6.1	29.97	77.8	8.8	29.85	79.3	74.3	76.9	5.8	29.93	76.1
02/28/2017 03:20	7.6	75.23	79.6	6.0	29.97	77.8	8.8	29.85	79.3	74.4	76.9	5.8	29.93	76.2
02/28/2017 03:30	7.6	75.22	79.6	6.1	29.97	77.8	8.8	29.85	79.3	74.3	76.9	5.8	29.93	76.2
02/28/2017 03:40	7.6	75.19	79.6	6.0	29.97	77.8	8.8	29.83	79.4	74.3	76.9	5.8	29.93	76.1
02/28/2017 03:50	7.6	75.13	79.6	6.0	29.93	77.8	8.8	29.81	79.4	74.2	76.9	5.8	29.89	76.1
02/28/2017 04:00	7.6	75.05	79.6	6.1	29.91	77.6	8.8	29.77	79.3	74.2	76.8	5.8	29.86	76.0
02/28/2017 04:10	7.6	75.03	79.5	6.0	29.89	77.6	8.8	29.75	79.3	74.1	76.7	5.8	29.85	76.0
02/28/2017 04:20	7.6	75.03	79.5	6.0	29.89	77.5	8.8	29.75	79.2	74.1	76.7	5.8	29.85	76.0
02/28/2017 04:30	7.6	75.03	79.5	6.1	29.91	77.6	8.8	29.77	79.3	74.2	76.8	5.8	29.86	76.0
02/28/2017 04:40	7.6	75.03	79.6	6.0	29.93	77.6	8.8	29.78	79.4	74.2	76.8	5.8	29.89	76.1
02/28/2017 04:50	7.6	75.10	79.5	6.0	29.93	77.6	8.8	29.81	79.4	74.2	76.8	5.8	29.89	76.1
02/28/2017 05:00	7.6	75.13	79.6	6.0	29.95	77.6	8.8	29.81	79.4	74.3	76.9	5.8	29.92	76.1
02/28/2017 05:10	7.6	75.13	79.6	6.0	29.96	77.7	8.8	29.83	79.4	74.3	76.9	5.8	29.93	76.1

Date/Time	GW2i F	GW2i T	GW2o	GW3i F	GW3i T	GW3o	GW4i F	GW4i T	GW4o	GW5i	GW5o	GW6i F	GW6i T	GW6o
02/28/2017 05:20	7.6	75.17	79.5	6.0	29.97	77.7	8.8	29.85	79.4	74.3	76.9	5.8	29.93	76.1
02/28/2017 05:30	7.6	75.15	79.6	6.0	29.97	77.6	8.8	29.85	79.4	74.3	76.9	5.8	29.93	76.2
02/28/2017 05:40	7.6	75.22	79.7	6.0	29.97	77.6	8.8	29.85	79.4	74.3	76.9	5.8	29.93	76.1
02/28/2017 05:50	7.6	75.22	79.6	6.0	29.97	77.6	8.8	29.85	79.3	74.4	77.0	5.8	29.94	76.2
02/28/2017 06:00	7.6	75.26	79.6	6.0	29.99	77.6	8.8	29.85	79.4	74.4	77.0	5.8	29.96	76.2
02/28/2017 06:10	7.6	75.33	79.7	6.0	30.01	77.6	8.8	29.86	79.4	74.4	77.0	5.8	29.97	76.2
02/28/2017 06:20	7.6	75.33	79.7	6.0	30.01	77.6	8.8	29.89	79.5	74.5	77.1	5.8	30.00	76.3
02/28/2017 06:30	7.6	75.36	79.7	6.0	30.04	77.6	8.8	29.89	79.5	74.5	77.1	5.8	30.01	76.3
02/28/2017 06:40	7.6	75.42	79.7	6.0	30.05	77.7	8.8	29.93	79.5	74.6	77.2	5.8	30.02	76.3
02/28/2017 06:50	7.6	75.42	79.8	6.0	30.07	77.7	8.8	29.93	79.6	74.6	77.1	5.8	30.04	76.4
02/28/2017 07:00	7.6	75.44	79.8	6.0	30.09	77.7	8.8	29.94	79.6	74.6	77.2	5.8	30.05	76.4
02/28/2017 07:10	7.6	75.52	79.8	6.0	30.10	77.7	8.8	29.97	79.6	74.7	77.2	5.8	30.05	76.4
02/28/2017 07:20	7.6	75.56	79.8	6.0	30.13	77.8	8.8	29.97	79.6	74.7	77.3	5.8	30.07	76.4
02/28/2017 07:30	7.6	75.66	79.9	6.0	30.14	77.9	8.8	30.00	79.6	74.8	77.3	5.8	30.11	76.5
02/28/2017 07:40	7.6	75.72	79.9	6.0	30.18	78.0	8.8	30.05	79.7	74.9	77.4	5.8	30.14	76.6
02/28/2017 07:50	7.6	75.82	80.0	6.0	30.23	78.1	8.8	30.09	79.7	75.0	77.4	5.8	30.19	76.7
02/28/2017 08:00	7.6	75.96	80.1	6.0	30.29	78.2	8.8	30.13	79.8	75.1	77.5	5.8	30.23	76.8
02/28/2017 08:10	7.6	76.11	80.2	6.0	30.34	78.4	8.8	30.20	80.0	75.2	77.7	5.8	30.30	76.9
02/28/2017 08:20	7.6	76.24	80.2	6.0	30.40	78.6	8.8	30.26	80.1	75.5	77.8	5.8	30.35	77.1
02/28/2017 08:30	7.6	76.40	80.3	6.0	30.45	78.7	8.8	30.31	80.1	75.6	77.9	5.8	30.41	77.2
02/28/2017 08:40	7.6	76.56	80.4	6.0	30.53	78.8	8.8	30.38	80.2	75.8	78.1	5.8	30.48	77.4
02/28/2017 08:50	7.6	76.69	80.5	6.0	30.57	78.9	8.8	30.43	80.3	75.9	78.2	5.8	30.52	77.5
02/28/2017 09:00	7.6	76.82	80.6	6.0	30.62	79.1	8.8	30.48	80.4	76.0	78.3	5.8	30.58	77.6
02/28/2017 09:10	7.6	77.00	80.7	6.0	30.69	79.2	8.8	30.55	80.5	76.2	78.5	5.8	30.64	77.7
02/28/2017 09:20	7.6	77.19	80.8	6.0	30.79	79.5	8.8	30.64	80.6	76.4	78.7	5.8	30.74	77.9
02/28/2017 09:30	7.6	77.36	81.0	6.0	30.84	79.6	8.8	30.70	80.8	76.6	78.9	5.8	30.79	78.1
02/28/2017 09:40	7.6	77.57	81.1	6.0	30.94	79.8	8.8	30.80	80.9	76.8	79.0	5.8	30.88	78.3
02/28/2017 09:50	7.6	77.85	81.2	6.0	31.06	80.2	8.8	30.92	81.1	77.2	79.3	5.8	31.02	78.6
02/28/2017 10:00	7.6	78.08	81.4	6.0	31.15	80.4	8.8	31.02	81.2	77.4	79.6	5.8	31.11	78.8
02/28/2017 10:10	7.6	78.29	81.5	6.0	31.25	80.6	8.8	31.09	81.3	77.5	79.7	5.8	31.17	78.9
02/28/2017 10:20	7.6	78.51	81.7	6.0	31.34	80.9	8.8	31.18	81.5	77.9	79.9	5.8	31.28	79.2
02/28/2017 10:30	7.6	78.75	81.8	6.0	31.43	81.1	8.8	31.28	81.6	78.2	80.2	5.8	31.36	79.5
02/28/2017 10:40	7.6	79.00	82.0	6.0	31.53	81.4	8.8	31.38	81.8	78.4	80.4	5.8	31.48	79.7
02/28/2017 10:50	7.6	79.30	82.2	6.0	31.66	81.7	8.8	31.51	82.0	78.7	80.7	5.8	31.61	79.9
02/28/2017 11:00	7.6	79.56	82.3	6.0	31.76	82.1	8.8	31.61	82.2	79.0	81.0	5.7	31.71	80.2

Date/Time	GW2i F	GW2i T	GW2o	GW3i F	GW3i T	GW3o	GW4i F	GW4i T	GW4o	GW5i	GW5o	GW6i F	GW6i T	GW6o
02/28/2017 11:10	7.6	79.90	82.6	6.0	31.90	82.5	8.9	31.75	82.4	79.3	81.2	5.7	31.85	80.5
02/28/2017 11:20	7.6	80.15	82.7	6.0	32.00	82.8	8.9	31.86	82.6	79.6	81.5	5.7	31.96	80.8
02/28/2017 11:30	7.6	80.39	82.9	6.0	32.09	83.0	8.9	31.94	82.8	79.8	81.7	5.8	32.05	81.0
02/28/2017 11:40	7.6	80.70	83.0	6.0	32.22	83.3	8.9	32.08	83.0	80.2	82.0	5.7	32.17	81.2
02/28/2017 11:50	7.6	81.06	83.3	6.0	32.36	83.6	8.9	32.23	83.2	80.6	82.3	5.7	32.31	81.6
02/28/2017 12:00	7.6	81.35	83.5	6.0	32.47	84.0	8.9	32.35	83.5	80.9	82.7	5.7	32.44	81.9
02/28/2017 12:10	7.6	81.58	83.7	6.0	32.57	84.2	8.9	32.44	83.7	81.1	82.8	5.7	32.52	82.1
02/28/2017 12:20	7.6	81.85	83.9	6.0	32.67	84.5	8.9	32.55	83.8	81.4	83.1	5.7	32.63	82.4
02/28/2017 12:30	7.6	82.10	84.2	6.0	32.78	84.9	8.9	32.66	84.0	81.7	83.4	5.7	32.75	82.7
02/28/2017 12:40	7.6	82.22	84.3	6.0	32.84	85.0	8.9	32.70	84.1	81.7	83.5	5.7	32.79	82.8
02/28/2017 12:50	7.6	82.54	84.4	6.0	32.96	85.3	8.9	32.84	84.3	82.1	83.8	5.7	32.91	83.1
02/28/2017 13:00	7.6	82.71	84.6	6.0	33.01	85.5	8.9	32.89	84.5	82.2	84.0	5.7	32.97	83.3
02/28/2017 13:10	7.6	82.84	84.7	6.0	33.04	85.5	8.9	32.92	84.6	82.2	84.0	5.7	33.00	83.4
02/28/2017 13:20	7.6	82.95	84.8	6.0	33.11	85.7	8.9	32.97	84.7	82.4	84.1	5.7	33.05	83.5
02/28/2017 13:30	7.6	83.08	84.9	6.0	33.16	85.8	8.9	33.02	84.8	82.5	84.3	5.7	33.10	83.6
02/28/2017 13:40	7.6	83.22	85.1	6.0	33.21	85.9	8.9	33.09	84.9	82.7	84.4	5.7	33.16	83.8
02/28/2017 13:50	7.6	83.24	85.1	6.0	33.21	85.9	8.9	33.09	85.0	82.7	84.5	5.7	33.17	83.8
02/28/2017 14:00	7.6	83.30	85.2	6.0	33.24	86.0	8.9	33.09	85.1	82.7	84.4	5.7	33.17	83.8
02/28/2017 14:10	7.6	83.38	85.3	6.0	33.27	86.1	8.9	33.13	85.2	82.7	84.6	5.7	33.19	83.9
02/28/2017 14:20	7.6	83.40	85.3	6.0	33.27	86.1	8.9	33.14	85.2	82.8	84.6	5.7	33.21	84.0
02/28/2017 14:30	7.6	83.45	85.4	6.0	33.29	86.1	8.9	33.17	85.3	82.8	84.6	5.7	33.22	84.0
02/28/2017 14:40	7.6	83.52	85.5	6.0	33.32	86.2	8.9	33.17	85.3	82.8	84.7	5.7	33.24	84.1
02/28/2017 14:50	7.6	83.62	85.6	6.0	33.35	86.3	8.9	33.23	85.4	83.0	84.8	5.7	33.30	84.2
02/28/2017 15:00	7.6	83.69	85.7	6.0	33.40	86.4	8.9	33.25	85.5	83.1	84.9	5.7	33.33	84.3
02/28/2017 15:10	7.6	83.78	85.7	6.0	33.43	86.5	8.9	33.29	85.5	83.2	85.0	5.7	33.37	84.4
02/28/2017 15:20	7.6	83.82	85.8	6.0	33.43	86.6	8.9	33.29	85.6	83.2	85.0	5.7	33.37	84.4
02/28/2017 15:30	7.6	83.83	85.8	6.0	33.44	86.5	8.9	33.29	85.6	83.1	85.0	5.7	33.37	84.4
02/28/2017 15:40	7.6	83.83	85.9	6.0	33.45	86.5	8.9	33.29	85.6	83.1	85.0	5.7	33.37	84.5
02/28/2017 15:50	7.6	83.83	85.9	6.0	33.45	86.5	8.9	33.29	85.7	83.2	85.0	5.7	33.37	84.5
02/28/2017 16:00	7.6	83.83	85.9	6.0	33.45	86.5	8.9	33.29	85.8	83.2	85.1	5.7	33.37	84.5
02/28/2017 16:10	7.6	83.89	86.0	6.0	33.47	86.6	8.9	33.33	85.8	83.2	85.1	5.7	33.40	84.5
02/28/2017 16:20	7.6	84.02	86.1	6.0	33.52	86.8	8.9	33.39	85.9	83.4	85.2	5.7	33.47	84.6
02/28/2017 16:30	7.6	84.11	86.1	6.0	33.55	86.9	8.9	33.41	85.9	83.4	85.3	5.7	33.49	84.7
02/28/2017 16:40	7.6	84.13	86.2	6.0	33.56	86.9	8.9	33.41	86.0	83.5	85.4	5.7	33.49	84.8
02/28/2017 16:50	7.6	84.10	86.2	6.0	33.53	86.8	8.9	33.41	86.0	83.4	85.3	5.7	33.49	84.7

Date/Time	GW2i F	GW2i T	GW2o	GW3i F	GW3i T	GW3o	GW4i F	GW4i T	GW4o	GW5i	GW5o	GW6i F	GW6i T	GW6o
02/28/2017 17:00	7.6	84.02	86.2	6.0	33.51	86.8	8.9	33.38	86.1	83.3	85.3	5.7	33.46	84.7
02/28/2017 17:10	7.6	83.93	86.2	6.0	33.49	86.7	8.9	33.34	86.0	83.2	85.2	5.7	33.41	84.6
02/28/2017 17:20	7.6	83.90	86.2	6.0	33.46	86.6	8.9	33.32	86.0	83.2	85.2	5.7	33.40	84.6
02/28/2017 17:30	7.6	83.84	86.2	6.0	33.44	86.6	8.9	33.29	86.0	83.1	85.1	5.7	33.37	84.5
02/28/2017 17:40	7.6	83.83	86.2	6.0	33.43	86.5	8.9	33.29	85.9	83.1	85.1	5.7	33.37	84.5
02/28/2017 17:50	7.6	83.77	86.2	6.0	33.41	86.5	8.9	33.27	86.0	83.0	85.1	5.7	33.34	84.5
02/28/2017 18:00	7.6	83.72	86.2	6.0	33.37	86.3	8.9	33.25	85.9	82.9	85.0	5.7	33.32	84.4
02/28/2017 18:10	7.6	83.61	86.2	6.0	33.34	86.3	8.9	33.19	85.8	82.8	84.9	5.7	33.27	84.3
02/28/2017 18:20	7.6	83.48	86.1	6.0	33.28	86.2	8.9	33.14	85.8	82.7	84.8	5.7	33.21	84.2
02/28/2017 18:30	7.6	83.31	86.1	6.0	33.21	86.0	8.9	33.08	85.7	82.5	84.7	5.7	33.16	84.1
02/28/2017 18:40	7.6	83.15	86.0	6.0	33.15	85.8	8.9	33.00	85.8	82.3	84.5	5.7	33.08	83.9
02/28/2017 18:50	7.6	82.96	85.9	6.0	33.07	85.7	8.9	32.94	85.7	82.2	84.3	5.7	33.02	83.8
02/28/2017 19:00	7.6	82.86	85.8	6.0	33.02	85.6	8.9	32.88	85.5	82.1	84.2	5.7	32.96	83.6
02/28/2017 19:10	7.6	82.75	85.8	6.0	33.00	85.3	8.9	32.85	85.5	82.0	84.2	5.7	32.92	83.5
02/28/2017 19:20	7.6	82.72	85.8	6.0	32.98	85.3	8.9	32.84	85.5	81.9	84.1	5.7	32.90	83.4
02/28/2017 19:30	7.6	82.72	85.7	6.0	32.97	85.2	8.9	32.82	85.4	81.9	84.1	5.7	32.89	83.4
02/28/2017 19:40	7.6	82.63	85.7	6.0	32.95	85.2	8.9	32.81	85.4	81.8	84.1	5.7	32.88	83.4
02/28/2017 19:50	7.6	82.62	85.7	6.0	32.93	85.2	8.9	32.81	85.4	81.8	84.0	5.7	32.86	83.4
02/28/2017 20:00	7.6	82.61	85.7	6.0	32.93	85.2	8.9	32.81	85.4	81.8	84.0	5.7	32.86	83.3
02/28/2017 20:10	7.6	82.64	85.7	6.0	32.95	85.2	8.9	32.81	85.4	81.8	84.0	5.7	32.88	83.3
02/28/2017 20:20	7.6	82.67	85.7	6.0	32.95	85.3	8.9	32.81	85.5	81.8	84.0	5.7	32.89	83.4
02/28/2017 20:30	7.6	82.69	85.7	6.0	32.97	85.2	8.9	32.82	85.5	81.9	84.1	5.7	32.89	83.4
02/28/2017 20:40	7.6	82.59	85.7	6.0	32.93	85.2	8.9	32.80	85.4	81.8	84.0	5.7	32.87	83.3
02/28/2017 20:50	7.6	82.52	85.7	6.0	32.89	85.2	8.9	32.76	85.4	81.7	83.9	5.7	32.83	83.3
02/28/2017 21:00	7.6	82.43	85.7	6.0	32.87	85.0	8.9	32.72	85.4	81.6	83.8	5.7	32.79	83.2
02/28/2017 21:10	7.6	82.34	85.7	6.0	32.83	85.0	8.9	32.68	85.4	81.5	83.8	5.7	32.77	83.1
02/28/2017 21:20	7.6	82.27	85.7	6.0	32.80	84.9	8.9	32.65	85.3	81.4	83.7	5.7	32.73	83.0
02/28/2017 21:30	7.6	82.18	85.6	6.0	32.77	84.7	8.9	32.63	85.2	81.4	83.6	5.7	32.70	83.0
02/28/2017 21:40	7.6	82.13	85.6	6.0	32.73	84.7	8.9	32.61	85.2	81.3	83.6	5.7	32.68	82.9
02/28/2017 21:50	7.6	82.07	85.5	6.0	32.73	84.7	8.9	32.57	85.2	81.3	83.6	5.7	32.65	82.9
02/28/2017 22:00	7.6	82.03	85.5	6.0	32.70	84.6	8.9	32.56	85.2	81.3	83.5	5.7	32.63	82.8
02/28/2017 22:10	7.6	82.03	85.5	6.0	32.69	84.7	8.9	32.55	85.2	81.2	83.4	5.7	32.61	82.8
02/28/2017 22:20	7.6	82.03	85.5	6.0	32.71	84.7	8.9	32.56	85.2	81.2	83.4	5.7	32.63	82.7
02/28/2017 22:30	7.6	82.03	85.6	6.0	32.70	84.7	8.9	32.57	85.2	81.2	83.4	5.7	32.63	82.8
02/28/2017 22:40	7.6	82.09	85.5	6.0	32.73	84.6	8.9	32.57	85.2	81.2	83.4	5.7	32.65	82.8

Date/Time	GW2i F	GW2i T	GW2o	GW3i F	GW3i T	GW3o	GW4i F	GW4i T	GW4o	GW5i	GW5o	GW6i F	GW6i T	GW6o
02/28/2017 22:50	7.6	82.11	85.6	6.0	32.73	84.7	8.9	32.57	85.2	81.2	83.4	5.7	32.65	82.8
02/28/2017 23:00	7.6	82.09	85.6	6.0	32.73	84.7	8.9	32.59	85.2	81.2	83.5	5.7	32.66	82.8
02/28/2017 23:10	7.6	82.13	85.6	6.0	32.73	84.7	8.9	32.60	85.3	81.3	83.5	5.7	32.66	82.9
02/28/2017 23:20	7.6	82.13	85.6	6.0	32.73	84.7	8.9	32.59	85.2	81.3	83.5	5.7	32.66	82.9
02/28/2017 23:30	7.6	82.13	85.6	6.0	32.73	84.7	8.9	32.61	85.3	81.3	83.5	5.7	32.67	82.9
02/28/2017 23:40	7.6	82.13	85.6	6.0	32.73	84.7	8.9	32.59	85.3	81.3	83.5	5.7	32.66	82.8
02/28/2017 23:50	7.6	82.13	85.6	6.0	32.73	84.7	8.9	32.59	85.3	81.3	83.5	5.7	32.65	82.8
03/01/2017 00:00	7.6	82.11	85.7	6.0	32.73	84.7	8.9	32.57	85.2	81.2	83.5	5.7	32.65	82.8

Date/Time	GW7i F	GW7i T	GW7o	GW8i F	GW8i T	GW8o	GW9i F	GW9i T	GW9o	GW10i F	GW10i T	GW10o	GW11i F	GW11i T	GW11o
02/01/2017 00:00	7.1	26.57	71.3	7.6	66.60	71.2	8.7	26.53	71.3	8.8	26.50	70.6	9.0	26.73	70.9
02/01/2017 00:10	7.1	26.57	71.3	7.6	66.57	71.2	8.7	26.53	71.3	8.8	26.49	70.5	9.0	26.73	70.9
02/01/2017 00:20	7.1	26.53	71.3	7.6	66.53	71.2	8.7	26.52	71.3	8.8	26.48	70.5	9.0	26.73	70.8
02/01/2017 00:30	7.1	26.50	71.2	7.6	66.46	71.1	8.7	26.46	71.2	8.8	26.45	70.5	9.0	26.69	70.8
02/01/2017 00:40	7.1	26.45	71.2	7.6	66.37	71.1	8.7	26.43	71.2	8.8	26.39	70.5	9.0	26.64	70.7
02/01/2017 00:50	7.1	26.39	71.0	7.6	66.22	71.0	8.7	26.37	71.0	8.8	26.34	70.3	9.0	26.60	70.6
02/01/2017 01:00	7.1	26.37	70.9	7.6	66.13	70.9	8.7	26.34	70.9	8.8	26.32	70.3	9.0	26.57	70.6
02/01/2017 01:10	7.1	26.34	70.9	7.6	66.08	70.9	8.7	26.30	70.9	8.8	26.27	70.2	9.0	26.53	70.6
02/01/2017 01:20	7.1	26.30	70.9	7.6	65.96	70.9	8.7	26.26	70.8	8.8	26.24	70.1	9.0	26.50	70.5
02/01/2017 01:30	7.1	26.23	70.9	7.6	65.80	70.8	8.7	26.20	70.8	8.8	26.17	70.0	9.0	26.43	70.4
02/01/2017 01:40	7.1	26.22	70.8	7.6	65.77	70.7	8.8	26.17	70.7	8.8	26.15	70.0	9.0	26.42	70.3
02/01/2017 01:50	7.1	26.16	70.8	7.6	65.66	70.6	8.7	26.13	70.6	8.8	26.10	69.8	9.0	26.37	70.3
02/01/2017 02:00	7.1	26.10	70.7	7.6	65.51	70.6	8.7	26.09	70.5	8.8	26.05	69.8	9.0	26.33	70.2
02/01/2017 02:10	7.1	26.06	70.7	7.6	65.42	70.5	8.8	26.02	70.3	8.8	26.01	69.7	9.0	26.27	70.1
02/01/2017 02:20	7.1	26.08	70.6	7.6	65.42	70.4	8.8	26.02	70.3	8.8	26.00	69.7	9.0	26.27	70.0
02/01/2017 02:30	7.1	26.03	70.5	7.6	65.32	70.4	8.8	26.01	70.3	8.8	25.97	69.6	9.0	26.22	70.0
02/01/2017 02:40	7.1	26.02	70.5	7.6	65.26	70.3	8.8	25.99	70.3	8.8	25.96	69.6	9.0	26.21	70.0
02/01/2017 02:50	7.1	26.01	70.5	7.6	65.22	70.3	8.8	25.97	70.3	8.8	25.95	69.6	9.0	26.21	69.9
02/01/2017 03:00	7.1	26.01	70.5	7.6	65.22	70.3	8.8	25.97	70.2	8.8	25.94	69.5	9.0	26.21	69.9
02/01/2017 03:10	7.1	26.01	70.4	7.6	65.22	70.3	8.7	25.97	70.2	8.8	25.93	69.5	9.0	26.20	69.9
02/01/2017 03:20	7.1	26.01	70.6	7.6	65.22	70.2	8.7	25.97	70.2	8.8	25.93	69.5	9.0	26.19	69.9
02/01/2017 03:30	7.1	26.00	70.4	7.6	65.19	70.3	8.8	25.97	70.2	8.8	25.93	69.5	9.0	26.18	69.9
02/01/2017 03:40	7.1	25.97	70.4	7.6	65.13	70.3	8.8	25.94	70.2	8.8	25.90	69.5	9.0	26.17	69.9
02/01/2017 03:50	7.1	25.98	70.4	7.6	65.13	70.2	8.8	25.94	70.1	8.8	25.90	69.5	9.0	26.16	69.8
02/01/2017 04:00	7.1	25.99	70.5	7.6	65.15	70.2	8.8	25.97	70.2	8.8	25.93	69.5	9.0	26.17	69.9
02/01/2017 04:10	7.1	25.99	70.4	7.6	65.16	70.2	8.8	25.97	70.2	8.8	25.92	69.5	9.0	26.17	69.9
02/01/2017 04:20	7.1	25.97	70.3	7.6	65.13	70.2	8.8	25.94	70.1	8.8	25.89	69.5	9.0	26.17	69.8
02/01/2017 04:30	7.1	25.93	70.4	7.6	65.08	70.2	8.7	25.90	70.1	8.8	25.88	69.4	9.0	26.14	69.8
02/01/2017 04:40	7.1	25.88	70.2	7.6	64.99	70.1	8.8	25.86	70.0	8.8	25.82	69.3	9.0	26.09	69.7
02/01/2017 04:50	7.1	25.82	70.1	7.6	64.84	70.0	8.8	25.81	69.9	8.8	25.77	69.2	9.0	26.05	69.7
02/01/2017 05:00	7.1	25.81	70.1	7.6	64.72	70.0	8.8	25.77	69.8	8.8	25.73	69.1	9.0	26.01	69.5
02/01/2017 05:10	7.1	25.77	70.1	7.6	64.70	69.9	8.8	25.74	69.8	8.8	25.71	69.1	9.1	25.97	69.5
02/01/2017 05:20	7.1	25.76	70.1	7.6	64.62	69.8	8.8	25.73	69.7	8.8	25.69	69.0	9.0	25.97	69.4
02/01/2017 05:30	7.1	25.73	70.1	7.6	64.55	69.8	8.8	25.71	69.7	8.8	25.65	69.0	9.1	25.95	69.4
02/01/2017 05:40	7.1	25.69	69.9	7.6	64.48	69.7	8.7	25.67	69.7	8.8	25.64	69.0	9.0	25.91	69.4

Date/Time	GW7i F	GW7i T	GW7o	GW8i F	GW8i T	GW8o	GW9i F	GW9i T	GW9o	GW10i F	GW10i T	GW10o	GW11i F	GW11i T	GW11o
02/01/2017 05:50	7.1	25.66	69.9	7.6	64.41	69.7	8.8	25.63	69.6	8.8	25.60	69.0	9.0	25.87	69.3
02/01/2017 06:00	7.1	25.64	70.0	7.6	64.33	69.6	8.8	25.61	69.5	8.8	25.57	68.9	9.0	25.85	69.3
02/01/2017 06:10	7.1	25.61	69.9	7.6	64.29	69.6	8.8	25.60	69.5	8.8	25.55	68.8	9.1	25.81	69.2
02/01/2017 06:20	7.1	25.59	69.8	7.6	64.20	69.5	8.8	25.56	69.4	8.8	25.53	68.7	9.1	25.81	69.2
02/01/2017 06:30	7.1	25.57	69.8	7.6	64.20	69.5	8.8	25.55	69.4	8.8	25.53	68.7	9.1	25.80	69.1
02/01/2017 06:40	7.1	25.59	69.8	7.6	64.14	69.5	8.8	25.54	69.3	8.8	25.53	68.7	9.1	25.77	69.1
02/01/2017 06:50	7.1	25.59	69.8	7.6	64.15	69.5	8.8	25.54	69.4	8.8	25.53	68.7	9.1	25.77	69.1
02/01/2017 07:00	7.1	25.60	69.7	7.6	64.15	69.5	8.8	25.54	69.4	8.8	25.53	68.7	9.1	25.78	69.1
02/01/2017 07:10	7.1	25.61	69.8	7.6	64.13	69.5	8.8	25.54	69.3	8.8	25.53	68.7	9.1	25.77	69.1
02/01/2017 07:20	7.1	25.57	69.7	7.6	64.13	69.4	8.8	25.53	69.3	8.8	25.52	68.7	9.1	25.77	69.1
02/01/2017 07:30	7.1	25.57	69.8	7.6	64.13	69.4	8.8	25.53	69.3	8.8	25.53	68.6	9.1	25.77	69.1
02/01/2017 07:40	7.1	25.57	69.7	7.6	64.13	69.4	8.8	25.53	69.3	8.8	25.52	68.7	9.0	25.77	69.1
02/01/2017 07:50	7.1	25.57	69.8	7.6	64.13	69.4	8.8	25.53	69.4	8.8	25.49	68.6	9.1	25.75	69.1
02/01/2017 08:00	7.1	25.59	69.7	7.6	64.13	69.4	8.8	25.54	69.3	8.8	25.51	68.6	9.1	25.76	69.0
02/01/2017 08:10	7.1	25.61	69.7	7.6	64.21	69.4	8.8	25.57	69.3	8.8	25.53	68.7	9.0	25.79	69.1
02/01/2017 08:20	7.1	25.64	69.7	7.6	64.23	69.5	8.8	25.61	69.4	8.8	25.57	68.7	9.0	25.81	69.1
02/01/2017 08:30	7.1	25.67	69.7	7.6	64.32	69.5	8.8	25.61	69.4	8.8	25.60	68.7	9.0	25.81	69.1
02/01/2017 08:40	7.1	25.69	69.9	7.6	64.38	69.6	8.8	25.64	69.4	8.8	25.64	68.8	9.0	25.84	69.1
02/01/2017 08:50	7.1	25.73	69.9	7.6	64.42	69.6	8.8	25.68	69.5	8.8	25.65	68.8	9.0	25.88	69.2
02/01/2017 09:00	7.1	25.72	69.8	7.6	64.42	69.6	8.8	25.66	69.5	8.8	25.65	68.8	9.0	25.89	69.2
02/01/2017 09:10	7.1	25.75	69.8	7.6	64.49	69.6	8.8	25.69	69.5	8.8	25.67	68.8	9.0	25.90	69.2
02/01/2017 09:20	7.1	25.80	70.0	7.6	64.57	69.7	8.8	25.73	69.5	8.8	25.72	68.9	9.0	25.93	69.3
02/01/2017 09:30	7.1	25.84	70.0	7.6	64.69	69.7	8.8	25.77	69.6	8.8	25.77	69.0	9.0	25.98	69.3
02/01/2017 09:40	7.1	25.89	70.0	7.6	64.78	69.8	8.8	25.81	69.7	8.8	25.81	69.1	9.0	26.02	69.4
02/01/2017 09:50	7.1	25.92	70.0	7.6	64.85	69.9	8.8	25.85	69.8	8.8	25.85	69.1	9.0	26.05	69.4
02/01/2017 10:00	7.1	25.93	70.1	7.6	64.90	69.9	8.8	25.85	69.8	8.8	25.87	69.1	9.0	26.07	69.4
02/01/2017 10:10	7.1	25.97	70.2	7.6	64.99	69.9	8.8	25.88	69.7	8.8	25.90	69.2	9.0	26.10	69.5
02/01/2017 10:20	7.1	25.97	70.2	7.6	65.01	69.9	8.8	25.89	69.9	8.8	25.89	69.2	9.0	26.10	69.5
02/01/2017 10:30	7.1	25.99	70.1	7.6	65.07	70.0	8.8	25.91	69.9	8.8	25.92	69.2	9.0	26.12	69.5
02/01/2017 10:40	7.1	26.00	70.2	7.6	65.11	70.0	8.8	25.91	69.9	8.8	25.93	69.3	9.0	26.14	69.6
02/01/2017 10:50	7.1	26.02	70.2	7.6	65.13	70.0	8.7	25.93	69.9	8.8	25.95	69.3	9.0	26.15	69.6
02/01/2017 11:00	7.1	26.06	70.3	7.6	65.18	70.1	8.8	25.96	69.9	8.8	25.99	69.4	9.0	26.18	69.6
02/01/2017 11:10	7.1	26.08	70.3	7.7	65.25	70.1	8.7	25.99	70.0	8.8	26.02	69.5	9.0	26.21	69.6
02/01/2017 11:20	7.1	26.11	70.3	7.7	65.29	70.1	8.8	26.00	70.0	8.8	26.04	69.5	9.0	26.23	69.7
02/01/2017 11:30	7.1	26.20	70.4	7.7	65.42	70.2	8.7	26.04	70.1	8.8	26.12	69.5	9.0	26.28	69.7

Date/Time	GW7i F	GW7i T	GW7o	GW8i F	GW8i T	GW8o	GW9i F	GW9i T	GW9o	GW10i F	GW10i T	GW10o	GW11i F	GW11i T	GW11o
02/01/2017 11:40	7.1	26.25	70.5	7.7	65.55	70.2	8.7	26.11	70.2	8.8	26.18	69.7	9.0	26.34	69.8
02/01/2017 11:50	7.1	26.30	70.6	7.7	65.69	70.3	8.8	26.15	70.3	8.8	26.23	69.8	9.0	26.38	69.9
02/01/2017 12:00	7.1	26.33	70.6	7.7	65.81	70.4	8.7	26.21	70.3	8.8	26.26	69.9	9.0	26.42	70.0
02/01/2017 12:10	7.1	26.41	70.7	7.7	65.92	70.5	8.7	26.26	70.4	8.8	26.34	70.0	9.0	26.47	70.1
02/01/2017 12:20	7.1	26.47	70.8	7.7	66.07	70.6	8.7	26.32	70.5	8.8	26.40	70.1	9.0	26.54	70.2
02/01/2017 12:30	7.1	26.50	70.8	7.7	66.17	70.6	8.7	26.36	70.6	8.8	26.44	70.2	9.0	26.59	70.3
02/01/2017 12:40	7.1	26.68	71.0	7.7	66.42	70.8	8.7	26.47	70.7	8.8	26.60	70.3	9.0	26.67	70.4
02/01/2017 12:50	7.1	26.82	71.2	7.7	66.64	71.1	8.7	26.57	70.9	8.8	26.73	70.6	9.0	26.75	70.5
02/01/2017 13:00	7.1	26.95	71.4	7.7	67.02	71.2	8.7	26.72	71.1	8.8	26.87	70.8	9.0	26.91	70.7
02/01/2017 13:10	7.1	26.83	71.5	7.7	66.97	71.3	8.7	26.70	71.2	8.8	26.75	71.0	9.0	26.89	70.9
02/01/2017 13:20	7.1	26.78	71.4	7.7	66.91	71.3	8.7	26.68	71.2	8.7	26.72	70.8	9.0	26.89	70.9
02/01/2017 13:30	7.1	26.76	71.3	7.7	66.90	71.2	8.7	26.66	71.2	8.6	26.70	70.8	9.0	26.88	70.8
02/01/2017 13:40	7.1	26.71	71.3	7.7	66.83	71.2	8.7	26.64	71.2	8.6	26.66	70.8	9.0	26.86	70.8
02/01/2017 13:50	7.1	26.68	71.2	7.7	66.81	71.2	8.7	26.60	71.1	8.6	26.62	70.7	9.0	26.83	70.8
02/01/2017 14:00	7.1	26.65	71.2	7.7	66.74	71.2	8.7	26.57	71.1	8.6	26.61	70.6	9.0	26.81	70.7
02/01/2017 14:10	7.1	26.64	71.2	7.7	66.70	71.1	8.7	26.55	71.0	8.6	26.59	70.6	9.0	26.78	70.7
02/01/2017 14:20	7.1	26.62	71.1	7.7	66.65	71.1	8.7	26.54	71.0	8.6	26.57	70.6	9.0	26.77	70.7
02/01/2017 14:30	7.1	26.59	71.1	7.7	66.64	71.1	8.7	26.53	71.0	8.6	26.53	70.6	9.0	26.75	70.7
02/01/2017 14:40	7.1	26.57	71.0	7.7	66.54	71.1	8.7	26.53	71.0	8.6	26.52	70.6	9.0	26.73	70.6
02/01/2017 14:50	7.1	26.54	71.1	7.7	66.53	71.1	8.7	26.49	70.9	8.6	26.49	70.5	9.0	26.73	70.6
02/01/2017 15:00	7.1	26.54	71.1	7.7	66.53	71.1	8.7	26.50	70.9	8.6	26.47	70.5	9.0	26.71	70.6
02/01/2017 15:10	7.1	26.53	71.1	7.7	66.47	71.1	8.7	26.47	70.9	8.6	26.46	70.5	9.0	26.69	70.5
02/01/2017 15:20	7.1	26.51	71.1	7.7	66.40	71.0	8.7	26.44	70.9	8.7	26.45	70.4	9.0	26.67	70.5
02/01/2017 15:30	7.1	26.46	71.1	7.7	66.33	71.0	8.7	26.42	70.9	8.8	26.40	70.3	9.0	26.64	70.5
02/01/2017 15:40	7.1	26.43	70.9	7.7	66.24	70.9	8.7	26.39	70.8	8.8	26.37	70.2	9.0	26.61	70.4
02/01/2017 15:50	7.1	26.41	70.9	7.7	66.21	70.9	8.7	26.37	70.7	8.8	26.36	70.2	9.0	26.61	70.4
02/01/2017 16:00	7.1	26.38	70.9	7.7	66.13	70.9	8.7	26.34	70.7	8.8	26.33	70.2	9.0	26.58	70.4
02/01/2017 16:10	7.1	26.34	70.9	7.7	66.06	70.8	8.7	26.30	70.6	8.8	26.30	70.1	9.0	26.54	70.3
02/01/2017 16:20	7.1	26.32	70.9	7.7	66.00	70.7	8.7	26.27	70.6	8.8	26.27	70.0	9.0	26.51	70.3
02/01/2017 16:30	7.1	26.26	70.7	7.7	65.90	70.7	8.7	26.24	70.6	8.8	26.22	70.0	9.0	26.48	70.2
02/01/2017 16:40	7.1	26.23	70.7	7.7	65.81	70.6	8.7	26.19	70.5	8.8	26.17	69.8	9.0	26.43	70.1
02/01/2017 16:50	7.1	26.18	70.7	7.7	65.70	70.6	8.7	26.14	70.4	8.8	26.13	69.8	9.0	26.39	70.1
02/01/2017 17:00	7.1	26.13	70.6	7.7	65.59	70.5	8.7	26.11	70.3	8.8	26.09	69.7	9.0	26.35	70.0
02/01/2017 17:10	7.1	26.09	70.6	7.7	65.49	70.4	8.7	26.07	70.2	8.8	26.05	69.7	9.0	26.32	69.9
02/01/2017 17:20	7.1	26.02	70.5	7.7	65.37	70.3	8.7	26.01	70.1	8.8	25.98	69.5	9.0	26.25	69.9

Date/Time	GW7i F	GW7i T	GW7o	GW8i F	GW8i T	GW8o	GW9i F	GW9i T	GW9o	GW10i F	GW10i T	GW10o	GW11i F	GW11i T	GW11o
02/01/2017 17:30	7.1	25.98	70.5	7.7	65.21	70.2	8.7	25.96	70.0	8.8	25.92	69.4	9.0	26.20	69.7
02/01/2017 17:40	7.1	25.95	70.4	7.7	65.13	70.1	8.7	25.92	70.0	8.8	25.89	69.4	9.0	26.17	69.7
02/01/2017 17:50	7.1	25.93	70.3	7.7	65.10	70.1	8.7	25.89	69.9	8.8	25.88	69.4	9.0	26.14	69.6
02/01/2017 18:00	7.1	25.90	70.1	7.7	65.02	70.1	8.7	25.86	69.9	8.8	25.84	69.3	9.0	26.09	69.6
02/01/2017 18:10	7.1	25.84	70.1	7.7	64.89	70.0	8.7	25.82	69.9	8.8	25.79	69.2	9.0	26.07	69.5
02/01/2017 18:20	7.1	25.81	70.0	7.7	64.78	69.9	8.7	25.78	69.8	8.8	25.75	69.1	9.0	26.02	69.5
02/01/2017 18:30	7.1	25.76	70.1	7.7	64.71	69.8	8.8	25.73	69.7	8.8	25.71	69.0	9.0	25.98	69.3
02/01/2017 18:40	7.1	25.73	70.0	7.7	64.61	69.8	8.8	25.72	69.6	8.8	25.66	69.0	9.0	25.96	69.3
02/01/2017 18:50	7.1	25.70	69.9	7.7	64.52	69.7	8.7	25.68	69.5	8.8	25.65	68.9	9.0	25.92	69.2
02/01/2017 19:00	7.1	25.67	69.9	7.7	64.44	69.6	8.7	25.64	69.5	8.8	25.61	68.8	9.0	25.89	69.2
02/01/2017 19:10	7.1	25.62	69.8	7.7	64.37	69.6	8.7	25.61	69.4	8.8	25.57	68.7	9.0	25.84	69.1
02/01/2017 19:20	7.1	25.59	69.8	7.7	64.28	69.5	8.7	25.59	69.3	8.8	25.54	68.7	9.0	25.82	69.1
02/01/2017 19:30	7.1	25.57	69.7	7.7	64.19	69.5	8.7	25.55	69.3	8.8	25.52	68.7	9.0	25.80	69.0
02/01/2017 19:40	7.1	25.57	69.7	7.7	64.13	69.4	8.7	25.53	69.3	8.8	25.49	68.6	9.0	25.77	69.0
02/01/2017 19:50	7.1	25.54	69.8	7.7	64.10	69.4	8.7	25.51	69.2	8.8	25.47	68.5	9.0	25.75	68.9
02/01/2017 20:00	7.1	25.52	69.7	7.7	64.03	69.3	8.8	25.48	69.2	8.8	25.45	68.5	9.0	25.71	68.9
02/01/2017 20:10	7.1	25.48	69.6	7.7	63.99	69.3	8.7	25.45	69.1	8.8	25.41	68.4	9.0	25.69	68.9
02/01/2017 20:20	7.1	25.43	69.5	7.7	63.88	69.2	8.8	25.41	69.1	8.8	25.37	68.4	9.1	25.65	68.8
02/01/2017 20:30	7.1	25.41	69.5	7.7	63.78	69.2	8.8	25.37	69.0	8.8	25.34	68.3	9.0	25.63	68.7
02/01/2017 20:40	7.1	25.36	69.4	7.7	63.69	69.1	8.8	25.34	68.9	8.8	25.31	68.2	9.0	25.59	68.7
02/01/2017 20:50	7.1	25.30	69.3	7.7	63.58	69.0	8.8	25.29	68.8	8.8	25.24	68.1	9.0	25.55	68.6
02/01/2017 21:00	7.1	25.27	69.3	7.7	63.45	69.0	8.8	25.25	68.8	8.8	25.20	68.0	9.0	25.50	68.5
02/01/2017 21:10	7.1	25.24	69.3	7.7	63.37	68.8	8.8	25.20	68.7	8.8	25.17	68.0	9.0	25.46	68.5
02/01/2017 21:20	7.1	25.18	69.3	7.7	63.27	68.7	8.8	25.16	68.6	8.8	25.11	67.9	9.0	25.42	68.3
02/01/2017 21:30	7.1	25.09	68.9	7.7	63.09	68.6	8.8	25.09	68.5	8.8	25.03	67.8	9.1	25.35	68.2
02/01/2017 21:40	7.1	24.98	68.8	7.7	62.84	68.5	8.8	24.98	68.3	8.8	24.92	67.6	9.1	25.25	68.1
02/01/2017 21:50	7.1	24.88	68.7	7.7	62.61	68.3	8.8	24.88	68.1	8.8	24.82	67.4	9.1	25.16	68.0
02/01/2017 22:00	7.1	24.78	68.5	7.7	62.37	68.2	8.8	24.79	67.9	8.8	24.73	67.2	9.1	25.07	67.8
02/01/2017 22:10	7.1	24.72	68.5	7.7	62.17	68.0	8.8	24.71	67.8	8.8	24.66	67.0	9.1	25.00	67.6
02/01/2017 22:20	7.1	24.66	68.4	7.7	62.02	67.9	8.8	24.64	67.7	8.8	24.59	67.0	9.1	24.92	67.5
02/01/2017 22:30	7.1	24.59	68.3	7.7	61.84	67.8	8.8	24.58	67.5	8.8	24.52	66.8	9.1	24.86	67.4
02/01/2017 22:40	7.1	24.56	68.2	7.7	61.69	67.6	8.8	24.52	67.4	8.8	24.47	66.7	9.1	24.80	67.3
02/01/2017 22:50	7.1	24.50	68.2	7.7	61.58	67.6	8.8	24.47	67.4	8.8	24.42	66.6	9.1	24.74	67.2
02/01/2017 23:00	7.1	24.45	68.1	7.7	61.46	67.5	8.8	24.43	67.3	8.8	24.38	66.5	9.1	24.70	67.1
02/01/2017 23:10	7.1	24.41	67.9	7.7	61.33	67.3	8.8	24.37	67.1	8.8	24.32	66.5	9.1	24.64	67.0

Date/Time	GW7i F	GW7i T	GW7o	GW8i F	GW8i T	GW8o	GW9i F	GW9i T	GW9o	GW10i F	GW10i T	GW10o	GW11i F	GW11i T	GW11o
02/01/2017 23:20	7.1	24.34	67.9	7.7	61.20	67.2	8.8	24.32	67.0	8.8	24.27	66.3	9.1	24.59	66.9
02/01/2017 23:30	7.1	24.30	67.9	7.7	61.07	67.2	8.8	24.27	67.0	8.8	24.21	66.2	9.1	24.55	66.8
02/01/2017 23:40	7.1	24.23	67.7	7.7	60.94	67.1	8.8	24.21	66.8	8.8	24.16	66.1	9.1	24.48	66.7
02/01/2017 23:50	7.1	24.17	67.6	7.7	60.78	66.9	8.8	24.16	66.7	8.8	24.11	66.0	9.1	24.44	66.7
02/02/2017 00:00	7.1	24.12	67.5	7.7	60.64	66.9	8.8	24.09	66.6	8.8	24.04	66.0	9.1	24.36	66.5
02/02/2017 00:10	7.1	24.06	67.4	7.7	60.49	66.7	8.8	24.04	66.5	8.8	23.99	65.7	9.1	24.32	66.4
02/02/2017 00:20	7.1	24.01	67.2	7.7	60.35	66.7	8.8	23.98	66.4	8.8	23.93	65.6	9.1	24.26	66.2
02/02/2017 00:30	7.1	23.95	67.1	7.7	60.23	66.6	8.8	23.93	66.2	8.8	23.88	65.6	9.1	24.20	66.2
02/02/2017 00:40	7.1	23.90	67.2	7.7	60.08	66.4	8.8	23.87	66.1	8.8	23.83	65.5	9.1	24.15	66.1
02/02/2017 00:50	7.1	23.82	67.0	7.7	59.92	66.3	8.8	23.80	66.0	8.9	23.75	65.3	9.1	24.08	66.0
02/02/2017 01:00	7.1	23.76	67.0	7.7	59.75	66.2	8.8	23.74	65.9	8.8	23.68	65.2	9.1	24.02	65.8
02/02/2017 01:10	7.1	23.68	66.9	7.7	59.59	66.1	8.8	23.66	65.8	8.9	23.61	65.0	9.1	23.95	65.7
02/02/2017 01:20	7.1	23.62	66.7	7.7	59.42	65.9	8.8	23.61	65.6	8.8	23.55	65.0	9.1	23.90	65.6
02/02/2017 01:30	7.1	23.55	66.6	7.7	59.28	65.8	8.8	23.55	65.5	8.9	23.49	64.8	9.1	23.83	65.5
02/02/2017 01:40	7.1	23.49	66.5	7.8	59.13	65.7	8.8	23.49	65.4	8.9	23.43	64.7	9.1	23.77	65.3
02/02/2017 01:50	7.1	23.42	66.3	7.8	58.95	65.6	8.8	23.42	65.2	8.9	23.36	64.5	9.1	23.70	65.2
02/02/2017 02:00	7.1	23.35	66.2	7.7	58.77	65.4	8.8	23.35	65.1	8.9	23.29	64.5	9.1	23.64	65.0
02/02/2017 02:10	7.2	23.27	66.0	7.8	58.60	65.3	8.8	23.28	64.9	8.9	23.22	64.2	9.1	23.56	64.9
02/02/2017 02:20	7.2	23.21	66.1	7.8	58.45	65.1	8.8	23.21	64.8	8.9	23.15	64.1	9.1	23.50	64.8
02/02/2017 02:30	7.2	23.11	65.9	7.8	58.25	64.9	8.8	23.13	64.6	8.9	23.06	63.9	9.1	23.42	64.6
02/02/2017 02:40	7.2	23.05	65.7	7.8	58.07	64.8	8.8	23.05	64.5	8.9	22.99	63.8	9.1	23.34	64.5
02/02/2017 02:50	7.2	22.99	65.7	7.8	57.88	64.7	8.8	22.99	64.4	8.9	22.93	63.7	9.1	23.27	64.4
02/02/2017 03:00	7.2	22.94	65.6	7.8	57.76	64.6	8.8	22.93	64.3	8.9	22.87	63.6	9.1	23.22	64.2
02/02/2017 03:10	7.2	22.87	65.4	7.8	57.61	64.5	8.8	22.87	64.2	8.9	22.82	63.4	9.1	23.16	64.1
02/02/2017 03:20	7.2	22.82	65.4	7.8	57.47	64.4	8.8	22.81	64.0	8.9	22.75	63.3	9.2	23.11	64.0
02/02/2017 03:30	7.2	22.76	65.3	7.8	57.33	64.3	8.8	22.76	63.9	8.9	22.71	63.2	9.2	23.06	63.9
02/02/2017 03:40	7.2	22.71	65.3	7.8	57.20	64.2	8.8	22.71	63.8	8.9	22.65	63.0	9.2	23.00	63.7
02/02/2017 03:50	7.2	22.67	65.1	7.8	57.09	64.1	8.8	22.66	63.7	8.9	22.60	63.0	9.2	22.95	63.7
02/02/2017 04:00	7.2	22.65	65.1	7.8	56.98	64.0	8.8	22.63	63.6	8.9	22.57	62.8	9.2	22.91	63.6
02/02/2017 04:10	7.2	22.59	65.0	7.8	56.88	63.9	8.8	22.58	63.5	8.9	22.53	62.8	9.2	22.87	63.5
02/02/2017 04:20	7.2	22.56	64.9	7.8	56.81	63.8	8.8	22.56	63.4	8.9	22.48	62.7	9.2	22.84	63.4
02/02/2017 04:30	7.2	22.49	64.8	7.8	56.64	63.7	8.8	22.49	63.3	8.9	22.43	62.6	9.2	22.79	63.3
02/02/2017 04:40	7.2	22.45	64.6	7.8	56.56	63.6	8.8	22.45	63.2	8.9	22.39	62.4	9.2	22.74	63.2
02/02/2017 04:50	7.2	22.41	64.7	7.8	56.46	63.5	8.9	22.41	63.1	8.9	22.36	62.4	9.2	22.71	63.1
02/02/2017 05:00	7.2	22.41	64.6	7.8	56.41	63.4	8.9	22.39	63.1	8.9	22.32	62.3	9.2	22.68	63.1

Date/Time	GW7i F	GW7i T	GW7o	GW8i F	GW8i T	GW8o	GW9i F	GW9i T	GW9o	GW10i F	GW10i T	GW10o	GW11i F	GW11i T	GW11o
02/02/2017 05:10	7.2	22.34	64.5	7.8	56.25	63.4	8.9	22.33	63.0	8.9	22.29	62.2	9.2	22.63	63.0
02/02/2017 05:20	7.2	22.31	64.4	7.8	56.21	63.3	8.9	22.31	62.9	8.9	22.25	62.2	9.2	22.58	62.9
02/02/2017 05:30	7.2	22.27	64.4	7.8	56.08	63.2	8.9	22.27	62.8	8.9	22.20	62.1	9.2	22.55	62.8
02/02/2017 05:40	7.2	22.23	64.2	7.8	55.98	63.1	8.9	22.22	62.7	8.9	22.16	62.0	9.2	22.51	62.7
02/02/2017 05:50	7.2	22.20	64.1	7.8	55.90	63.0	8.9	22.19	62.7	8.9	22.13	62.0	9.2	22.46	62.6
02/02/2017 06:00	7.2	22.17	64.0	7.8	55.82	63.0	8.9	22.15	62.6	8.9	22.09	61.9	9.2	22.45	62.6
02/02/2017 06:10	7.2	22.17	64.0	7.8	55.77	62.9	8.9	22.13	62.5	8.9	22.09	61.8	9.2	22.42	62.5
02/02/2017 06:20	7.2	22.17	64.0	7.8	55.73	62.8	8.9	22.13	62.5	8.9	22.09	61.8	9.2	22.41	62.5
02/02/2017 06:30	7.2	22.17	63.9	7.8	55.73	62.8	8.9	22.13	62.5	8.9	22.09	61.7	9.2	22.41	62.5
02/02/2017 06:40	7.2	22.17	63.9	7.8	55.73	62.8	8.9	22.13	62.4	8.9	22.07	61.7	9.2	22.41	62.5
02/02/2017 06:50	7.2	22.17	63.8	7.8	55.73	62.8	8.9	22.13	62.4	8.9	22.08	61.8	9.2	22.41	62.4
02/02/2017 07:00	7.2	22.15	63.8	7.8	55.72	62.7	8.9	22.11	62.4	8.9	22.06	61.7	9.2	22.39	62.4
02/02/2017 07:10	7.2	22.13	63.9	7.8	55.64	62.7	8.9	22.09	62.4	8.9	22.03	61.6	9.2	22.36	62.3
02/02/2017 07:20	7.2	22.12	63.8	7.8	55.61	62.7	8.9	22.06	62.3	8.9	22.02	61.6	9.2	22.36	62.3
02/02/2017 07:30	7.2	22.13	63.8	7.8	55.63	62.7	8.9	22.07	62.3	8.9	22.03	61.6	9.2	22.37	62.3
02/02/2017 07:40	7.2	22.13	63.8	7.8	55.62	62.6	8.9	22.07	62.3	8.9	22.03	61.6	9.2	22.36	62.3
02/02/2017 07:50	7.2	22.13	63.7	7.8	55.63	62.6	8.9	22.09	62.3	8.9	22.05	61.6	9.2	22.37	62.3
02/02/2017 08:00	7.2	22.14	63.7	7.8	55.63	62.6	8.9	22.07	62.3	8.9	22.05	61.6	9.2	22.37	62.3
02/02/2017 08:10	7.2	22.16	63.9	7.8	55.67	62.6	8.9	22.09	62.3	8.9	22.06	61.6	9.2	22.37	62.2
02/02/2017 08:20	7.2	22.18	63.7	7.8	55.70	62.6	8.9	22.10	62.3	8.9	22.08	61.7	9.2	22.38	62.2
02/02/2017 08:30	7.2	22.23	63.9	7.8	55.77	62.7	8.9	22.14	62.2	8.9	22.14	61.7	9.2	22.42	62.3
02/02/2017 08:40	7.2	22.26	63.9	7.8	55.83	62.7	8.9	22.17	62.4	8.9	22.16	61.7	9.2	22.44	62.3
02/02/2017 08:50	7.2	22.28	63.9	7.8	55.90	62.7	8.9	22.20	62.3	8.9	22.20	61.8	9.2	22.45	62.4
02/02/2017 09:00	7.2	22.32	63.8	7.8	55.95	62.8	8.9	22.22	62.3	8.9	22.24	61.9	9.2	22.49	62.4
02/02/2017 09:10	7.2	22.33	63.9	7.8	56.00	62.9	8.9	22.23	62.4	8.9	22.25	61.9	9.2	22.50	62.4
02/02/2017 09:20	7.2	22.38	64.0	7.8	56.07	62.9	8.9	22.27	62.4	8.9	22.29	61.8	9.2	22.54	62.4
02/02/2017 09:30	7.2	22.41	64.0	7.8	56.15	62.9	8.9	22.29	62.4	8.9	22.32	61.9	9.2	22.57	62.4
02/02/2017 09:40	7.2	22.56	64.0	7.8	56.33	63.0	8.9	22.37	62.5	8.9	22.45	62.0	9.2	22.64	62.5
02/02/2017 09:50	7.2	22.58	64.2	7.8	56.52	63.1	8.9	22.43	62.6	8.9	22.50	62.2	9.2	22.71	62.6
02/02/2017 10:00	7.2	22.52	63.9	7.8	56.41	63.1	8.9	22.39	62.7	8.9	22.43	62.2	9.2	22.69	62.6
02/02/2017 10:10	7.2	22.70	64.1	7.8	56.63	63.1	8.9	22.49	62.7	8.9	22.60	62.2	9.2	22.77	62.7
02/02/2017 10:20	7.2	22.84	64.3	7.8	56.90	63.3	8.9	22.59	62.9	8.9	22.72	62.4	9.2	22.88	62.9
02/02/2017 10:30	7.2	22.91	64.4	7.8	57.06	63.5	8.9	22.66	63.0	8.9	22.81	62.6	9.2	22.95	63.0
02/02/2017 10:40	7.2	22.99	64.5	7.8	57.31	63.6	8.9	22.75	63.2	8.9	22.90	62.8	9.1	23.03	63.1
02/02/2017 10:50	7.2	23.08	64.6	7.8	57.42	63.8	8.9	22.80	63.3	8.9	22.96	62.9	9.1	23.09	63.2

Date/Time	GW7i F	GW7i T	GW7o	GW8i F	GW8i T	GW8o	GW9i F	GW9i T	GW9o	GW10i F	GW10i T	GW10o	GW11i F	GW11i T	GW11o
02/02/2017 11:00	7.2	23.05	64.7	7.8	57.57	63.8	8.9	22.85	63.4	8.9	22.95	63.1	9.1	23.13	63.3
02/02/2017 11:10	7.2	23.00	64.7	7.8	57.55	63.8	8.9	22.85	63.4	8.9	22.91	63.1	9.1	23.13	63.3
02/02/2017 11:20	7.2	23.14	64.7	7.8	57.68	63.9	8.8	22.89	63.5	8.9	23.04	63.1	9.1	23.17	63.3
02/02/2017 11:30	7.2	23.26	64.8	7.8	57.91	64.1	8.9	23.01	63.6	8.9	23.16	63.3	9.1	23.28	63.5
02/02/2017 11:40	7.1	23.35	65.0	7.8	58.10	64.2	8.9	23.10	63.8	8.9	23.26	63.5	9.1	23.36	63.7
02/02/2017 11:50	7.2	23.43	65.2	7.8	58.32	64.3	8.8	23.19	63.9	8.9	23.33	63.7	9.1	23.46	63.8
02/02/2017 12:00	7.1	23.49	65.2	7.8	58.47	64.4	8.9	23.25	64.1	8.9	23.39	63.8	9.1	23.51	63.9
02/02/2017 12:10	7.1	23.59	65.2	7.8	58.67	64.6	8.8	23.34	64.2	8.9	23.48	63.9	9.1	23.59	64.0
02/02/2017 12:20	7.1	23.67	65.4	7.8	58.85	64.7	8.8	23.41	64.3	8.9	23.55	64.2	9.1	23.66	64.1
02/02/2017 12:30	7.1	23.73	65.6	7.8	59.02	64.8	8.8	23.48	64.4	8.9	23.62	64.2	9.1	23.74	64.2
02/02/2017 12:40	7.1	23.81	65.6	7.8	59.20	64.9	8.8	23.55	64.5	8.9	23.71	64.3	9.1	23.80	64.4
02/02/2017 12:50	7.1	23.86	65.8	7.8	59.36	65.1	8.8	23.61	64.6	8.9	23.75	64.5	9.1	23.85	64.5
02/02/2017 13:00	7.1	23.92	65.9	7.8	59.53	65.2	8.8	23.66	64.7	8.9	23.82	64.6	9.1	23.90	64.5
02/02/2017 13:10	7.1	23.99	66.0	7.7	59.66	65.3	8.8	23.72	64.9	8.9	23.87	64.7	9.1	23.96	64.7
02/02/2017 13:20	7.1	24.06	66.0	7.8	59.81	65.4	8.8	23.80	65.0	8.9	23.93	64.9	9.1	24.02	64.7
02/02/2017 13:30	7.1	24.12	66.1	7.8	60.00	65.6	8.8	23.88	65.1	8.9	24.01	65.0	9.1	24.12	64.9
02/02/2017 13:40	7.1	24.18	66.2	7.7	60.19	65.7	8.8	23.94	65.3	8.9	24.07	65.1	9.1	24.18	65.0
02/02/2017 13:50	7.1	24.25	66.2	7.7	60.37	65.8	8.8	24.03	65.4	8.9	24.16	65.2	9.1	24.27	65.2
02/02/2017 14:00	7.1	24.28	66.4	7.7	60.45	65.8	8.8	24.07	65.5	8.9	24.18	65.3	9.1	24.31	65.3
02/02/2017 14:10	7.1	24.34	66.4	7.7	60.63	66.0	8.8	24.14	65.6	8.9	24.23	65.4	9.1	24.36	65.3
02/02/2017 14:20	7.1	24.36	66.6	7.7	60.74	66.0	8.8	24.19	65.7	8.9	24.28	65.6	9.1	24.41	65.4
02/02/2017 14:30	7.1	24.37	66.5	7.7	60.78	66.1	8.8	24.19	65.7	8.9	24.27	65.6	9.1	24.43	65.5
02/02/2017 14:40	7.1	24.45	66.6	7.7	60.94	66.2	8.8	24.25	65.8	8.9	24.33	65.6	9.1	24.48	65.6
02/02/2017 14:50	7.1	24.42	66.7	7.7	60.95	66.2	8.8	24.26	65.9	8.9	24.33	65.6	9.1	24.49	65.6
02/02/2017 15:00	7.1	24.41	66.6	7.7	60.98	66.2	8.8	24.26	65.9	8.9	24.32	65.6	9.1	24.50	65.6
02/02/2017 15:10	7.1	24.43	66.6	7.7	61.02	66.2	8.8	24.29	65.9	8.9	24.33	65.7	9.1	24.53	65.6
02/02/2017 15:20	7.1	24.39	66.5	7.7	61.00	66.2	8.8	24.25	65.9	8.9	24.29	65.7	9.1	24.49	65.6
02/02/2017 15:30	7.1	24.41	66.6	7.7	61.01	66.2	8.8	24.27	66.0	8.9	24.30	65.7	9.1	24.51	65.6
02/02/2017 15:40	7.1	24.38	66.6	7.7	61.00	66.2	8.8	24.28	66.0	8.9	24.30	65.7	9.1	24.51	65.7
02/02/2017 15:50	7.1	24.31	66.6	7.7	60.88	66.2	8.8	24.22	65.9	8.9	24.21	65.6	9.1	24.45	65.6
02/02/2017 16:00	7.1	24.25	66.4	7.7	60.78	66.1	8.8	24.18	65.9	8.9	24.17	65.5	9.1	24.43	65.5
02/02/2017 16:10	7.1	24.19	66.4	7.7	60.64	66.0	8.8	24.14	65.8	8.9	24.13	65.4	9.1	24.38	65.5
02/02/2017 16:20	7.1	24.18	66.3	7.7	60.60	66.0	8.8	24.11	65.7	8.9	24.10	65.3	9.1	24.35	65.4
02/02/2017 16:30	7.2	24.13	66.3	7.7	60.48	66.0	8.8	24.07	65.7	8.9	24.05	65.2	9.1	24.32	65.4
02/02/2017 16:40	7.1	24.08	66.2	7.7	60.38	65.9	8.8	24.04	65.6	8.9	24.00	65.2	9.1	24.28	65.3

Date/Time	GW7i F	GW7i T	GW7o	GW8i F	GW8i T	GW8o	GW9i F	GW9i T	GW9o	GW10i F	GW10i T	GW10o	GW11i F	GW11i T	GW11o
02/02/2017 16:50	7.1	24.04	66.2	7.7	60.31	65.8	8.8	23.98	65.6	8.9	23.96	65.2	9.1	24.23	65.3
02/02/2017 17:00	7.1	24.00	66.1	7.7	60.21	65.8	8.8	23.93	65.5	8.9	23.92	65.1	9.1	24.19	65.2
02/02/2017 17:10	7.1	23.94	66.0	7.7	60.09	65.7	8.8	23.90	65.4	8.9	23.86	65.0	9.1	24.16	65.1
02/02/2017 17:20	7.1	23.90	66.0	7.7	59.99	65.7	8.8	23.84	65.3	8.9	23.82	64.9	9.1	24.11	65.1
02/02/2017 17:30	7.1	23.84	65.9	7.7	59.86	65.6	8.8	23.80	65.2	8.9	23.75	64.8	9.1	24.06	65.0
02/02/2017 17:40	7.1	23.79	65.8	7.7	59.73	65.5	8.8	23.74	65.1	8.9	23.71	64.7	9.1	24.01	64.9
02/02/2017 17:50	7.1	23.75	65.8	7.7	59.62	65.4	8.8	23.68	65.0	8.9	23.65	64.7	9.1	23.95	64.8
02/02/2017 18:00	7.2	23.70	65.7	7.7	59.52	65.3	8.8	23.65	65.0	8.9	23.62	64.6	9.1	23.92	64.7
02/02/2017 18:10	7.1	23.66	65.6	7.8	59.40	65.3	8.8	23.61	64.9	8.9	23.57	64.4	9.1	23.88	64.6
02/02/2017 18:20	7.2	23.62	65.7	7.7	59.33	65.2	8.8	23.56	64.8	8.9	23.53	64.3	9.1	23.84	64.5
02/02/2017 18:30	7.2	23.57	65.6	7.8	59.24	65.1	8.8	23.53	64.8	8.9	23.48	64.3	9.1	23.81	64.5
02/02/2017 18:40	7.2	23.52	65.5	7.8	59.13	65.0	8.8	23.49	64.7	8.9	23.45	64.1	9.1	23.77	64.4
02/02/2017 18:50	7.2	23.48	65.4	7.7	59.01	65.0	8.8	23.44	64.6	8.9	23.40	64.1	9.1	23.72	64.4
02/02/2017 19:00	7.2	23.44	65.3	7.8	58.92	64.9	8.8	23.40	64.5	8.9	23.36	64.1	9.1	23.67	64.3
02/02/2017 19:10	7.2	23.40	65.2	7.8	58.83	64.8	8.8	23.36	64.5	8.9	23.33	64.0	9.1	23.64	64.2
02/02/2017 19:20	7.1	23.37	65.2	7.8	58.73	64.7	8.8	23.33	64.4	8.9	23.29	63.8	9.1	23.60	64.2
02/02/2017 19:30	7.2	23.33	65.1	7.8	58.63	64.7	8.8	23.29	64.3	8.9	23.24	63.8	9.1	23.55	64.0
02/02/2017 19:40	7.2	23.27	65.1	7.8	58.49	64.5	8.8	23.23	64.2	8.9	23.20	63.7	9.1	23.50	63.9
02/02/2017 19:50	7.2	23.22	65.1	7.8	58.35	64.5	8.8	23.18	64.1	8.9	23.14	63.6	9.1	23.45	63.8
02/02/2017 20:00	7.2	23.20	65.0	7.8	58.23	64.4	8.8	23.13	64.1	8.9	23.09	63.4	9.1	23.41	63.8
02/02/2017 20:10	7.2	23.16	64.9	7.8	58.20	64.4	8.8	23.13	64.0	8.9	23.08	63.3	9.1	23.37	63.7
02/02/2017 20:20	7.2	23.11	65.0	7.8	58.08	64.3	8.8	23.08	63.9	8.9	23.05	63.4	9.1	23.36	63.6
02/02/2017 20:30	7.2	23.09	64.9	7.8	58.02	64.2	8.8	23.05	63.9	8.9	23.02	63.2	9.1	23.33	63.6
02/02/2017 20:40	7.2	23.08	64.8	7.8	57.96	64.2	8.8	23.02	63.8	8.9	23.00	63.1	9.1	23.30	63.6
02/02/2017 20:50	7.2	23.04	64.7	7.8	57.91	64.2	8.8	23.01	63.7	8.9	22.95	63.2	9.1	23.26	63.5
02/02/2017 21:00	7.2	22.99	64.7	7.8	57.81	64.0	8.8	22.95	63.7	8.9	22.92	63.2	9.1	23.23	63.4
02/02/2017 21:10	7.2	22.96	64.7	7.8	57.71	63.9	8.8	22.92	63.6	8.9	22.88	63.1	9.2	23.20	63.4
02/02/2017 21:20	7.2	22.91	64.5	7.8	57.62	63.9	8.8	22.87	63.6	8.9	22.83	62.9	9.2	23.15	63.3
02/02/2017 21:30	7.2	22.89	64.4	7.8	57.53	63.9	8.8	22.85	63.5	8.9	22.80	62.8	9.2	23.13	63.3
02/02/2017 21:40	7.2	22.85	64.5	7.8	57.44	63.8	8.8	22.82	63.4	8.9	22.77	62.8	9.1	23.09	63.2
02/02/2017 21:50	7.2	22.85	64.5	7.8	57.38	63.7	8.8	22.79	63.4	8.9	22.74	62.7	9.2	23.06	63.1
02/02/2017 22:00	7.2	22.81	64.3	7.8	57.33	63.7	8.8	22.77	63.4	8.9	22.73	62.8	9.2	23.02	63.0
02/02/2017 22:10	7.2	22.81	64.4	7.8	57.31	63.6	8.8	22.75	63.3	8.9	22.70	62.7	9.2	23.01	63.1
02/02/2017 22:20	7.2	22.78	64.2	7.8	57.23	63.6	8.8	22.73	63.3	8.9	22.68	62.6	9.2	23.00	63.0
02/02/2017 22:30	7.2	22.74	64.1	7.8	57.12	63.5	8.8	22.70	63.2	8.9	22.64	62.5	9.2	22.96	63.0

Date/Time	GW7i F	GW7i T	GW7o	GW8i F	GW8i T	GW8o	GW9i F	GW9i T	GW9o	GW10i F	GW10i T	GW10o	GW11i F	GW11i T	GW11o
02/02/2017 22:40	7.2	22.70	64.1	7.8	56.98	63.4	8.8	22.65	63.1	8.9	22.59	62.5	9.2	22.91	62.9
02/02/2017 22:50	7.2	22.65	64.1	7.8	56.92	63.4	8.8	22.62	63.1	8.9	22.56	62.4	9.2	22.88	62.8
02/02/2017 23:00	7.2	22.62	64.0	7.8	56.86	63.3	8.8	22.58	63.0	8.9	22.53	62.3	9.2	22.85	62.8
02/02/2017 23:10	7.2	22.61	64.1	7.8	56.83	63.2	8.9	22.57	62.9	8.9	22.52	62.3	9.2	22.84	62.7
02/02/2017 23:20	7.2	22.58	64.0	7.8	56.75	63.2	8.8	22.55	62.8	8.9	22.49	62.2	9.2	22.80	62.6
02/02/2017 23:30	7.2	22.56	63.8	7.8	56.65	63.1	8.9	22.51	62.7	8.9	22.45	62.1	9.2	22.77	62.6
02/02/2017 23:40	7.2	22.52	63.8	7.8	56.62	63.1	8.9	22.47	62.7	8.9	22.42	62.1	9.2	22.75	62.6
02/02/2017 23:50	7.2	22.48	63.8	7.8	56.51	63.0	8.9	22.45	62.6	8.9	22.39	62.0	9.2	22.72	62.5
02/03/2017 00:00	7.2	22.45	63.8	7.8	56.42	63.0	8.9	22.41	62.6	8.9	22.37	62.0	9.2	22.69	62.4
02/03/2017 00:10	7.2	22.41	63.6	7.8	56.34	62.9	8.9	22.38	62.5	8.9	22.34	61.9	9.2	22.65	62.4
02/03/2017 00:20	7.2	22.40	63.7	7.8	56.26	62.8	8.9	22.35	62.4	8.9	22.30	61.8	9.2	22.62	62.3
02/03/2017 00:30	7.2	22.37	63.5	7.8	56.23	62.8	8.9	22.33	62.3	8.9	22.29	61.8	9.2	22.59	62.3
02/03/2017 00:40	7.2	22.33	63.6	7.8	56.16	62.7	8.9	22.30	62.3	8.9	22.25	61.7	9.2	22.57	62.2
02/03/2017 00:50	7.2	22.30	63.5	7.8	56.05	62.7	8.9	22.26	62.2	8.9	22.21	61.6	9.2	22.54	62.1
02/03/2017 01:00	7.2	22.23	63.4	7.8	55.94	62.5	8.9	22.21	62.2	8.9	22.16	61.6	9.2	22.48	62.0
02/03/2017 01:10	7.2	22.20	63.4	7.8	55.86	62.4	8.9	22.18	62.0	8.9	22.13	61.5	9.2	22.45	61.9
02/03/2017 01:20	7.2	22.16	63.2	7.8	55.76	62.3	8.9	22.13	61.9	8.9	22.08	61.4	9.2	22.41	61.9
02/03/2017 01:30	7.2	22.14	63.3	7.8	55.68	62.3	8.9	22.09	61.9	8.9	22.05	61.3	9.2	22.39	61.8
02/03/2017 01:40	7.2	22.10	63.2	7.8	55.56	62.3	8.9	22.06	61.8	8.9	22.02	61.2	9.2	22.34	61.7
02/03/2017 01:50	7.2	22.08	63.0	7.8	55.52	62.2	8.9	22.05	61.7	8.9	22.01	61.2	9.2	22.33	61.7
02/03/2017 02:00	7.2	22.05	63.1	7.8	55.49	62.1	8.9	22.01	61.7	8.9	21.98	61.1	9.2	22.31	61.6
02/03/2017 02:10	7.2	22.02	63.0	7.8	55.39	62.0	8.9	22.00	61.6	8.9	21.94	61.1	9.2	22.27	61.6
02/03/2017 02:20	7.2	21.97	62.9	7.8	55.25	62.0	8.9	21.93	61.5	8.9	21.89	61.0	9.2	22.23	61.5
02/03/2017 02:30	7.2	21.93	63.0	7.8	55.16	61.9	8.9	21.90	61.4	8.9	21.85	60.9	9.2	22.19	61.4
02/03/2017 02:40	7.2	21.90	62.7	7.8	55.09	61.8	8.9	21.87	61.3	8.9	21.82	60.9	9.2	22.16	61.3
02/03/2017 02:50	7.2	21.88	62.6	7.8	55.02	61.8	8.9	21.84	61.2	8.9	21.81	60.8	9.2	22.13	61.3
02/03/2017 03:00	7.2	21.84	62.6	7.8	54.97	61.7	8.9	21.81	61.2	8.9	21.77	60.7	9.2	22.11	61.3
02/03/2017 03:10	7.2	21.78	62.7	7.8	54.86	61.6	8.9	21.77	61.1	8.9	21.71	60.7	9.2	22.05	61.1
02/03/2017 03:20	7.2	21.77	62.4	7.8	54.77	61.5	8.9	21.75	61.1	8.9	21.68	60.6	9.2	22.03	61.0
02/03/2017 03:30	7.2	21.73	62.4	7.8	54.66	61.5	8.9	21.70	61.0	8.9	21.65	60.5	9.2	21.99	61.0
02/03/2017 03:40	7.2	21.70	62.3	7.8	54.63	61.5	8.9	21.67	60.9	8.9	21.63	60.4	9.2	21.96	60.9
02/03/2017 03:50	7.2	21.66	62.3	7.8	54.55	61.4	8.9	21.65	60.9	8.9	21.60	60.4	9.2	21.93	60.8
02/03/2017 04:00	7.2	21.65	62.3	7.8	54.46	61.3	8.9	21.63	60.8	8.9	21.57	60.4	9.2	21.91	60.8
02/03/2017 04:10	7.2	21.59	62.2	7.8	54.37	61.2	8.9	21.58	60.7	8.9	21.52	60.2	9.2	21.87	60.8
02/03/2017 04:20	7.2	21.54	62.0	7.8	54.24	61.1	8.9	21.54	60.6	8.9	21.49	60.2	9.2	21.82	60.7

Date/Time	GW7i F	GW7i T	GW7o	GW8i F	GW8i T	GW8o	GW9i F	GW9i T	GW9o	GW10i F	GW10i T	GW10o	GW11i F	GW11i T	GW11o
02/03/2017 04:30	7.2	21.52	61.9	7.8	54.18	61.0	8.9	21.50	60.5	8.9	21.44	60.0	9.2	21.78	60.6
02/03/2017 04:40	7.2	21.48	62.0	7.8	54.08	61.0	8.9	21.46	60.4	8.9	21.39	60.0	9.2	21.75	60.5
02/03/2017 04:50	7.2	21.45	62.1	7.8	53.97	61.0	8.9	21.41	60.3	8.9	21.36	59.9	9.2	21.71	60.5
02/03/2017 05:00	7.2	21.45	61.9	7.8	53.92	61.0	8.9	21.41	60.3	8.9	21.36	59.8	9.2	21.69	60.4
02/03/2017 05:10	7.2	21.46	61.9	7.8	53.92	60.9	8.9	21.41	60.3	8.9	21.36	59.9	9.2	21.69	60.3
02/03/2017 05:20	7.2	21.45	61.9	7.8	53.92	60.9	8.9	21.41	60.3	8.9	21.37	59.9	9.2	21.69	60.3
02/03/2017 05:30	7.2	21.41	61.7	7.8	53.92	60.8	8.9	21.41	60.3	8.9	21.33	59.8	9.2	21.69	60.3
02/03/2017 05:40	7.2	21.41	61.7	7.8	53.92	60.8	8.9	21.38	60.2	8.9	21.33	59.8	9.2	21.66	60.3
02/03/2017 05:50	7.2	21.41	61.8	7.8	53.84	60.8	8.9	21.37	60.2	8.9	21.30	59.7	9.2	21.65	60.2
02/03/2017 06:00	7.2	21.38	61.6	7.8	53.83	60.8	8.9	21.33	60.2	8.9	21.29	59.6	9.2	21.65	60.2
02/03/2017 06:10	7.2	21.37	61.8	7.8	53.76	60.7	8.9	21.33	60.1	8.9	21.29	59.7	9.2	21.62	60.2
02/03/2017 06:20	7.2	21.36	61.6	7.8	53.73	60.6	8.9	21.31	60.1	8.9	21.26	59.6	9.3	21.61	60.1
02/03/2017 06:30	7.2	21.32	61.5	7.8	53.65	60.5	8.9	21.28	60.0	8.9	21.23	59.5	9.2	21.58	60.1
02/03/2017 06:40	7.2	21.28	61.5	7.9	53.56	60.5	8.9	21.25	59.9	8.9	21.20	59.5	9.2	21.55	60.0
02/03/2017 06:50	7.2	21.25	61.4	7.9	53.52	60.4	8.9	21.24	59.9	8.9	21.17	59.6	9.2	21.53	59.9
02/03/2017 07:00	7.2	21.24	61.4	7.8	53.46	60.4	8.9	21.21	59.8	8.9	21.16	59.5	9.3	21.50	59.9
02/03/2017 07:10	7.2	21.21	61.3	7.9	53.40	60.4	8.9	21.18	59.8	8.9	21.13	59.3	9.2	21.49	59.8
02/03/2017 07:20	7.2	21.19	61.3	7.9	53.34	60.4	8.9	21.15	59.8	8.9	21.09	59.3	9.3	21.46	59.8
02/03/2017 07:30	7.2	21.20	61.4	7.9	53.33	60.3	8.9	21.13	59.8	8.9	21.09	59.2	9.3	21.44	59.7
02/03/2017 07:40	7.2	21.22	61.2	7.9	53.33	60.3	8.9	21.14	59.8	8.9	21.12	59.3	9.2	21.45	59.7
02/03/2017 07:50	7.2	21.26	61.3	7.9	53.38	60.3	8.9	21.17	59.8	8.9	21.16	59.4	9.2	21.46	59.7
02/03/2017 08:00	7.2	21.29	61.3	7.9	53.49	60.4	8.9	21.21	59.8	8.9	21.21	59.3	9.2	21.49	59.8
02/03/2017 08:10	7.2	21.29	61.4	7.8	53.52	60.4	8.9	21.21	59.9	8.9	21.21	59.4	9.2	21.49	59.8
02/03/2017 08:20	7.2	21.29	61.3	7.9	53.52	60.4	8.9	21.21	59.8	8.9	21.21	59.3	9.3	21.52	59.7
02/03/2017 08:30	7.2	21.27	61.2	7.9	53.51	60.3	8.9	21.21	59.8	8.9	21.19	59.4	9.2	21.51	59.8
02/03/2017 08:40	7.2	21.29	61.1	7.8	53.48	60.3	8.9	21.21	59.8	8.9	21.20	59.4	9.2	21.49	59.7
02/03/2017 08:50	7.2	21.32	61.2	7.9	53.52	60.3	8.9	21.21	59.8	8.9	21.23	59.3	9.3	21.51	59.7
02/03/2017 09:00	7.2	21.38	61.4	7.8	53.54	60.4	8.9	21.25	59.7	8.9	21.29	59.5	9.2	21.53	59.8
02/03/2017 09:10	7.2	21.45	61.4	7.8	53.66	60.5	8.9	21.27	59.8	8.9	21.36	59.5	9.2	21.58	59.8
02/03/2017 09:20	7.2	21.54	61.4	7.8	53.85	60.6	8.9	21.35	60.0	8.9	21.45	59.6	9.2	21.64	59.9
02/03/2017 09:30	7.2	21.61	61.5	7.9	53.98	60.6	8.9	21.42	60.1	8.9	21.52	59.8	9.2	21.71	60.0
02/03/2017 09:40	7.2	21.67	61.5	7.8	54.15	60.8	8.9	21.47	60.2	8.9	21.59	59.9	9.2	21.77	60.2
02/03/2017 09:50	7.2	21.76	61.7	7.8	54.28	60.9	8.9	21.55	60.3	8.9	21.65	60.0	9.2	21.83	60.3
02/03/2017 10:00	7.2	21.82	61.8	7.8	54.45	61.0	8.9	21.60	60.4	8.9	21.73	60.1	9.2	21.91	60.4
02/03/2017 10:10	7.2	21.87	61.8	7.8	54.59	61.0	8.9	21.64	60.5	8.9	21.76	60.3	9.2	21.95	60.4

Date/Time	GW7i F	GW7i T	GW7o	GW8i F	GW8i T	GW8o	GW9i F	GW9i T	GW9o	GW10i F	GW10i T	GW10o	GW11i F	GW11i T	GW11o
02/03/2017 10:20	7.2	21.92	61.9	7.8	54.67	61.1	8.9	21.68	60.5	8.9	21.81	60.3	9.2	21.99	60.5
02/03/2017 10:30	7.2	21.96	61.9	7.8	54.77	61.1	8.9	21.73	60.6	8.9	21.87	60.3	9.2	22.03	60.6
02/03/2017 10:40	7.2	22.05	62.1	7.8	54.94	61.3	8.9	21.79	60.7	8.9	21.93	60.5	9.2	22.08	60.6
02/03/2017 10:50	7.2	22.11	62.2	7.8	55.10	61.4	8.9	21.85	60.9	8.9	22.00	60.6	9.2	22.15	60.8
02/03/2017 11:00	7.2	22.20	62.3	7.8	55.31	61.5	8.9	21.95	61.0	8.9	22.10	60.7	9.2	22.23	60.9
02/03/2017 11:10	7.2	22.30	62.4	7.8	55.51	61.7	8.9	22.04	61.1	8.9	22.18	60.9	9.2	22.32	61.0
02/03/2017 11:20	7.2	22.40	62.6	7.8	55.77	61.9	8.9	22.14	61.3	8.9	22.30	61.1	9.2	22.42	61.2
02/03/2017 11:30	7.2	22.53	62.7	7.8	56.05	62.0	8.9	22.27	61.5	9.0	22.42	61.3	9.2	22.53	61.4
02/03/2017 11:40	7.2	22.60	62.7	7.8	56.24	62.2	8.9	22.34	61.7	9.0	22.50	61.5	9.2	22.62	61.5
02/03/2017 11:50	7.2	22.62	62.9	7.8	56.35	62.3	8.9	22.38	61.8	9.0	22.53	61.6	9.2	22.66	61.6
02/03/2017 12:00	7.2	22.68	62.9	7.8	56.47	62.4	8.9	22.43	61.9	9.0	22.57	61.7	9.2	22.71	61.7
02/03/2017 12:10	7.2	22.76	63.2	7.8	56.61	62.4	8.9	22.48	62.0	9.0	22.64	61.8	9.2	22.76	61.8
02/03/2017 12:20	7.2	22.83	63.3	7.8	56.79	62.6	8.9	22.57	62.1	9.0	22.72	61.9	9.2	22.83	61.9
02/03/2017 12:30	7.2	22.89	63.3	7.8	56.95	62.7	8.9	22.64	62.2	9.0	22.78	62.0	9.2	22.90	62.0
02/03/2017 12:40	7.2	22.93	63.4	7.8	57.04	62.8	8.9	22.66	62.3	9.0	22.83	62.1	9.2	22.94	62.1
02/03/2017 12:50	7.2	22.99	63.5	7.8	57.22	62.8	8.9	22.73	62.4	9.0	22.89	62.2	9.2	22.98	62.1
02/03/2017 13:00	7.2	23.07	63.7	7.8	57.40	63.0	8.9	22.82	62.5	9.0	22.96	62.3	9.2	23.05	62.3
02/03/2017 13:10	7.2	23.10	63.5	7.8	57.55	63.1	8.9	22.86	62.6	9.0	23.00	62.5	9.2	23.10	62.4
02/03/2017 13:20	7.2	23.17	63.7	7.8	57.65	63.2	8.9	22.91	62.7	9.0	23.06	62.6	9.2	23.15	62.5
02/03/2017 13:30	7.2	23.24	63.8	7.8	57.84	63.4	8.9	23.00	62.9	9.0	23.14	62.7	9.2	23.24	62.6
02/03/2017 13:40	7.2	23.32	63.9	7.8	58.02	63.5	8.9	23.09	63.0	9.0	23.21	62.9	9.2	23.32	62.7
02/03/2017 13:50	7.2	23.38	64.1	7.8	58.22	63.6	8.9	23.16	63.2	9.0	23.30	63.1	9.2	23.41	62.9
02/03/2017 14:00	7.2	23.48	64.1	7.8	58.44	63.8	8.9	23.26	63.3	9.0	23.39	63.1	9.2	23.50	63.0
02/03/2017 14:10	7.2	23.49	64.4	7.8	58.55	63.9	8.9	23.29	63.5	9.0	23.39	63.3	9.2	23.52	63.1
02/03/2017 14:20	7.2	23.50	64.3	7.8	58.62	64.0	8.9	23.30	63.5	9.0	23.41	63.3	9.1	23.55	63.1
02/03/2017 14:30	7.2	23.57	64.4	7.8	58.72	64.1	8.8	23.37	63.5	9.0	23.46	63.4	9.1	23.61	63.3
02/03/2017 14:40	7.2	23.61	64.5	7.8	58.84	64.2	8.8	23.42	63.7	9.0	23.50	63.5	9.1	23.66	63.4
02/03/2017 14:50	7.2	23.64	64.5	7.8	58.93	64.2	8.9	23.46	63.8	9.0	23.54	63.6	9.1	23.69	63.4
02/03/2017 15:00	7.2	23.68	64.6	7.8	59.02	64.3	8.8	23.50	63.9	9.0	23.58	63.6	9.1	23.73	63.5
02/03/2017 15:10	7.2	23.68	64.6	7.8	59.07	64.3	8.8	23.52	63.9	9.0	23.58	63.7	9.1	23.75	63.5
02/03/2017 15:20	7.2	23.71	64.6	7.8	59.15	64.4	8.8	23.54	63.9	9.0	23.61	63.8	9.1	23.78	63.6
02/03/2017 15:30	7.2	23.75	64.7	7.8	59.23	64.5	8.8	23.59	64.1	9.0	23.64	63.8	9.1	23.80	63.7
02/03/2017 15:40	7.2	23.76	64.7	7.8	59.31	64.5	8.9	23.63	64.1	9.0	23.65	63.9	9.1	23.82	63.7
02/03/2017 15:50	7.2	23.79	64.8	7.8	59.33	64.6	8.8	23.66	64.2	9.0	23.69	64.0	9.1	23.87	63.8
02/03/2017 16:00	7.2	23.80	64.8	7.8	59.34	64.7	8.8	23.66	64.2	9.0	23.69	64.0	9.1	23.88	63.8

Date/Time	GW7i F	GW7i T	GW7o	GW8i F	GW8i T	GW8o	GW9i F	GW9i T	GW9o	GW10i F	GW10i T	GW10o	GW11i F	GW11i T	GW11o
02/03/2017 16:10	7.2	23.79	64.8	7.8	59.34	64.7	8.8	23.66	64.2	9.0	23.68	64.0	9.1	23.89	63.8
02/03/2017 16:20	7.2	23.78	64.8	7.8	59.33	64.7	8.8	23.66	64.2	9.0	23.66	63.9	9.1	23.88	63.8
02/03/2017 16:30	7.2	23.77	64.9	7.8	59.35	64.7	8.8	23.68	64.3	9.0	23.67	64.0	9.1	23.89	63.8
02/03/2017 16:40	7.2	23.77	64.9	7.8	59.36	64.7	8.8	23.69	64.3	9.0	23.65	64.0	9.1	23.89	63.8
02/03/2017 16:50	7.2	23.74	64.8	7.8	59.36	64.7	8.8	23.67	64.3	9.0	23.63	63.9	9.1	23.86	63.8
02/03/2017 17:00	7.2	23.66	64.7	7.8	59.26	64.6	8.8	23.60	64.2	9.0	23.56	63.8	9.2	23.81	63.8
02/03/2017 17:10	7.2	23.60	64.7	7.8	59.19	64.6	8.8	23.55	64.2	9.0	23.50	63.6	9.1	23.79	63.7
02/03/2017 17:20	7.2	23.49	64.6	7.8	58.98	64.5	8.9	23.45	64.1	9.0	23.41	63.6	9.2	23.70	63.6
02/03/2017 17:30	7.2	23.40	64.4	7.8	58.80	64.4	8.9	23.37	63.9	9.0	23.32	63.5	9.2	23.63	63.5
02/03/2017 17:40	7.2	23.36	64.4	7.8	58.66	64.2	8.9	23.31	63.8	9.0	23.27	63.3	9.2	23.57	63.4
02/03/2017 17:50	7.2	23.28	64.3	7.8	58.50	64.1	8.9	23.25	63.8	9.0	23.19	63.1	9.2	23.50	63.3
02/03/2017 18:00	7.2	23.23	64.2	7.8	58.34	64.0	8.9	23.18	63.7	9.0	23.14	63.0	9.2	23.45	63.3
02/03/2017 18:10	7.2	23.18	64.1	7.8	58.23	64.0	8.9	23.14	63.5	9.0	23.09	62.9	9.2	23.39	63.2
02/03/2017 18:20	7.2	23.14	64.0	7.8	58.12	63.9	8.9	23.11	63.5	9.0	23.05	62.9	9.2	23.35	63.1
02/03/2017 18:30	7.2	23.08	64.0	7.8	57.95	63.7	8.9	23.03	63.4	9.0	22.98	62.7	9.2	23.29	63.0
02/03/2017 18:40	7.2	23.04	64.0	7.8	57.85	63.6	8.9	23.00	63.3	9.0	22.94	62.6	9.2	23.25	62.9
02/03/2017 18:50	7.2	23.01	64.0	7.8	57.75	63.6	8.9	22.97	63.1	9.0	22.90	62.5	9.2	23.21	62.8
02/03/2017 19:00	7.2	22.97	63.9	7.8	57.69	63.6	8.9	22.93	63.1	9.0	22.87	62.5	9.2	23.18	62.8
02/03/2017 19:10	7.2	22.91	63.8	7.8	57.56	63.5	8.9	22.86	63.0	9.0	22.81	62.4	9.2	23.13	62.7
02/03/2017 19:20	7.2	22.86	63.7	7.8	57.47	63.4	8.9	22.84	63.0	9.0	22.77	62.3	9.2	23.09	62.6
02/03/2017 19:30	7.2	22.84	63.6	7.8	57.38	63.3	8.9	22.79	62.9	9.0	22.75	62.2	9.2	23.06	62.5
02/03/2017 19:40	7.2	22.78	63.5	7.8	57.27	63.2	8.9	22.74	62.7	9.0	22.68	62.2	9.2	23.01	62.5
02/03/2017 19:50	7.2	22.73	63.4	7.8	57.17	63.1	8.9	22.71	62.7	9.0	22.65	62.1	9.2	22.98	62.4
02/03/2017 20:00	7.2	22.70	63.4	7.8	57.06	63.0	8.9	22.66	62.6	9.0	22.60	62.0	9.2	22.92	62.3
02/03/2017 20:10	7.2	22.66	63.4	7.8	56.94	63.0	8.9	22.61	62.5	9.0	22.57	61.9	9.2	22.89	62.3
02/03/2017 20:20	7.2	22.65	63.3	7.8	56.92	62.9	8.9	22.61	62.5	9.0	22.57	61.8	9.2	22.87	62.2
02/03/2017 20:30	7.2	22.63	63.3	7.8	56.88	62.9	8.9	22.58	62.5	9.0	22.52	61.8	9.2	22.84	62.2
02/03/2017 20:40	7.2	22.59	63.2	7.8	56.82	62.9	8.9	22.56	62.4	9.0	22.50	61.8	9.2	22.81	62.2
02/03/2017 20:50	7.2	22.57	63.1	7.8	56.77	62.8	8.9	22.54	62.4	9.0	22.48	61.7	9.2	22.80	62.1
02/03/2017 21:00	7.2	22.54	63.1	7.8	56.70	62.8	8.9	22.50	62.4	9.0	22.44	61.7	9.2	22.76	62.1
02/03/2017 21:10	7.2	22.49	63.1	7.8	56.53	62.7	8.9	22.45	62.2	9.0	22.38	61.5	9.2	22.70	62.0
02/03/2017 21:20	7.2	22.43	63.1	7.8	56.45	62.5	8.9	22.40	62.2	9.0	22.35	61.5	9.2	22.67	61.9
02/03/2017 21:30	7.2	22.41	63.0	7.8	56.39	62.4	8.9	22.37	62.1	9.0	22.32	61.5	9.2	22.65	61.8
02/03/2017 21:40	7.2	22.38	62.9	7.8	56.28	62.4	8.9	22.33	62.0	9.0	22.29	61.4	9.2	22.61	61.8
02/03/2017 21:50	7.2	22.34	62.9	7.8	56.18	62.3	8.9	22.30	61.9	9.0	22.23	61.3	9.2	22.56	61.7

Date/Time	GW7i F	GW7i T	GW7o	GW8i F	GW8i T	GW8o	GW9i F	GW9i T	GW9o	GW10i F	GW10i T	GW10o	GW11i F	GW11i T	GW11o
02/03/2017 22:00	7.2	22.30	62.9	7.8	56.13	62.2	8.9	22.28	61.8	9.0	22.21	61.3	9.2	22.55	61.7
02/03/2017 22:10	7.2	22.29	62.7	7.8	56.01	62.1	8.9	22.23	61.8	9.0	22.17	61.1	9.2	22.49	61.6
02/03/2017 22:20	7.2	22.25	62.7	7.8	55.93	62.1	8.9	22.21	61.8	9.0	22.14	61.1	9.2	22.46	61.6
02/03/2017 22:30	7.2	22.21	62.6	7.8	55.90	62.1	8.9	22.19	61.7	9.0	22.13	61.0	9.2	22.45	61.6
02/03/2017 22:40	7.2	22.18	62.6	7.8	55.81	62.1	8.9	22.15	61.6	9.0	22.09	61.0	9.2	22.42	61.4
02/03/2017 22:50	7.3	22.15	62.5	7.8	55.73	62.0	8.9	22.11	61.6	9.0	22.05	61.0	9.2	22.37	61.4
02/03/2017 23:00	7.3	22.13	62.6	7.8	55.70	61.9	8.9	22.09	61.5	9.0	22.03	60.9	9.2	22.37	61.3
02/03/2017 23:10	7.3	22.08	62.5	7.8	55.54	61.8	8.9	22.05	61.4	9.0	22.00	60.8	9.2	22.33	61.2
02/03/2017 23:20	7.3	22.05	62.3	7.8	55.52	61.7	8.9	22.04	61.3	9.0	21.97	60.7	9.2	22.31	61.2
02/03/2017 23:30	7.3	22.05	62.2	7.8	55.52	61.8	8.9	22.03	61.3	9.0	21.96	60.7	9.2	22.30	61.2
02/03/2017 23:40	7.3	22.00	62.2	7.8	55.31	61.7	8.9	21.96	61.3	9.0	21.88	60.7	9.2	22.21	61.1
02/03/2017 23:50	7.2	22.00	62.3	7.8	55.24	61.7	8.9	21.94	61.1	9.0	21.89	60.5	9.2	22.21	61.1
02/04/2017 00:00	7.2	22.00	62.2	7.8	55.27	61.6	8.9	21.94	61.1	9.0	21.88	60.5	9.2	22.21	61.1
02/04/2017 00:10	7.3	21.96	62.1	7.8	55.22	61.6	8.9	21.93	61.1	9.0	21.85	60.5	9.2	22.18	60.9
02/04/2017 00:20	7.3	21.93	62.2	7.8	55.14	61.5	8.9	21.89	61.1	9.0	21.83	60.5	9.2	22.15	60.9
02/04/2017 00:30	7.3	21.93	62.2	7.8	55.10	61.5	8.9	21.89	60.9	9.0	21.82	60.3	9.2	22.14	60.9
02/04/2017 00:40	7.3	21.88	62.1	7.8	55.00	61.5	8.9	21.84	61.0	9.0	21.78	60.4	9.2	22.10	60.8
02/04/2017 00:50	7.3	21.87	62.1	7.8	54.99	61.4	8.9	21.83	60.8	9.0	21.77	60.3	9.2	22.11	60.8
02/04/2017 01:00	7.3	21.84	61.8	7.8	54.94	61.3	8.9	21.80	60.8	9.0	21.74	60.3	9.2	22.06	60.7
02/04/2017 01:10	7.3	21.79	61.9	7.9	54.82	61.3	8.9	21.76	60.8	9.0	21.69	60.2	9.2	22.02	60.7
02/04/2017 01:20	7.3	21.78	61.9	7.9	54.77	61.2	8.9	21.74	60.7	9.0	21.68	60.2	9.2	22.00	60.6
02/04/2017 01:30	7.3	21.77	61.8	7.8	54.70	61.2	8.9	21.70	60.6	9.0	21.65	60.1	9.2	21.97	60.6
02/04/2017 01:40	7.3	21.73	61.8	7.8	54.63	61.2	8.9	21.69	60.6	9.0	21.62	60.1	9.2	21.95	60.5
02/04/2017 01:50	7.3	21.71	61.7	7.9	54.63	61.1	8.9	21.66	60.6	9.0	21.61	60.1	9.3	21.93	60.5
02/04/2017 02:00	7.3	21.66	61.8	7.9	54.50	61.0	8.9	21.63	60.5	9.0	21.55	60.0	9.2	21.89	60.4
02/04/2017 02:10	7.3	21.64	61.7	7.9	54.40	61.0	8.9	21.60	60.4	9.0	21.52	59.9	9.3	21.85	60.4
02/04/2017 02:20	7.3	21.63	61.5	7.9	54.35	60.9	8.9	21.57	60.3	9.0	21.51	59.9	9.3	21.83	60.3
02/04/2017 02:30	7.3	21.64	61.6	7.9	54.41	61.0	8.9	21.57	60.3	9.0	21.53	59.8	9.3	21.85	60.3
02/04/2017 02:40	7.3	21.61	61.6	7.9	54.33	61.0	8.9	21.57	60.3	9.0	21.49	59.8	9.3	21.82	60.3
02/04/2017 02:50	7.3	21.58	61.4	7.9	54.27	60.9	8.9	21.53	60.3	9.0	21.48	59.8	9.3	21.80	60.2
02/04/2017 03:00	7.3	21.56	61.5	7.9	54.25	60.9	8.9	21.53	60.3	9.0	21.46	59.6	9.3	21.79	60.2
02/04/2017 03:10	7.3	21.52	61.4	7.9	54.21	60.8	8.9	21.50	60.3	9.0	21.43	59.6	9.3	21.77	60.2
02/04/2017 03:20	7.3	21.49	61.4	7.9	54.13	60.7	8.9	21.46	60.2	9.0	21.40	59.6	9.3	21.74	60.1
02/04/2017 03:30	7.3	21.49	61.4	7.9	54.09	60.7	8.9	21.45	60.1	9.0	21.37	59.6	9.3	21.73	60.0
02/04/2017 03:40	7.3	21.47	61.4	7.9	54.03	60.7	8.9	21.43	60.1	9.0	21.36	59.5	9.3	21.70	60.0

Date/Time	GW7i F	GW7i T	GW7o	GW8i F	GW8i T	GW8o	GW9i F	GW9i T	GW9o	GW10i F	GW10i T	GW10o	GW11i F	GW11i T	GW11o
02/04/2017 03:50	7.3	21.44	61.4	7.9	53.98	60.6	8.9	21.41	60.0	9.0	21.33	59.4	9.3	21.69	59.9
02/04/2017 04:00	7.3	21.40	61.2	7.9	53.90	60.4	8.9	21.38	60.0	9.0	21.29	59.4	9.3	21.65	59.9
02/04/2017 04:10	7.3	21.38	61.1	7.9	53.83	60.4	8.9	21.34	59.9	9.0	21.29	59.4	9.3	21.64	59.7
02/04/2017 04:20	7.3	21.38	61.2	7.9	53.84	60.5	8.9	21.35	59.9	9.0	21.27	59.4	9.3	21.63	59.8
02/04/2017 04:30	7.3	21.37	61.2	7.9	53.83	60.5	8.9	21.33	59.8	9.0	21.26	59.3	9.3	21.61	59.8
02/04/2017 04:40	7.3	21.37	61.1	7.9	53.83	60.5	8.9	21.35	59.8	9.0	21.29	59.2	9.3	21.65	59.6
02/04/2017 04:50	7.3	21.37	61.0	7.9	53.83	60.4	8.9	21.36	59.9	9.0	21.29	59.3	9.3	21.65	59.7
02/04/2017 05:00	7.3	21.37	61.0	7.9	53.83	60.4	8.9	21.36	59.8	9.0	21.29	59.4	9.3	21.64	59.7
02/04/2017 05:10	7.3	21.37	61.1	7.9	53.83	60.4	8.9	21.35	59.7	9.0	21.28	59.3	9.3	21.65	59.7
02/04/2017 05:20	7.3	21.37	61.1	7.9	53.83	60.4	8.9	21.34	59.7	9.0	21.26	59.2	9.3	21.64	59.7
02/04/2017 05:30	7.3	21.32	61.0	7.9	53.76	60.4	8.9	21.32	59.7	9.0	21.23	59.1	9.3	21.61	59.7
02/04/2017 05:40	7.3	21.29	61.0	7.9	53.66	60.3	8.9	21.29	59.6	9.0	21.20	59.2	9.3	21.57	59.6
02/04/2017 05:50	7.3	21.25	61.0	7.9	53.59	60.1	8.9	21.25	59.6	9.0	21.17	59.1	9.3	21.53	59.6
02/04/2017 06:00	7.3	21.25	60.7	7.9	53.52	60.0	8.9	21.25	59.5	9.0	21.14	59.0	9.3	21.53	59.6
02/04/2017 06:10	7.3	21.22	60.7	7.9	53.52	60.1	8.9	21.21	59.5	9.0	21.13	59.0	9.3	21.50	59.4
02/04/2017 06:20	7.3	21.22	60.8	7.9	53.49	60.1	8.9	21.21	59.5	9.0	21.11	58.9	9.3	21.49	59.5
02/04/2017 06:30	7.3	21.18	60.7	7.9	53.42	60.0	9.0	21.18	59.5	9.0	21.09	58.9	9.3	21.49	59.5
02/04/2017 06:40	7.3	21.17	60.6	7.9	53.36	60.0	9.0	21.17	59.5	9.0	21.06	58.9	9.3	21.46	59.4
02/04/2017 06:50	7.3	21.12	60.6	7.9	53.30	60.0	8.9	21.13	59.4	9.0	21.03	58.8	9.3	21.43	59.4
02/04/2017 07:00	7.3	21.09	60.7	7.9	53.23	60.0	8.9	21.11	59.3	9.0	20.99	58.7	9.3	21.40	59.2
02/04/2017 07:10	7.3	21.06	60.6	7.9	53.15	59.9	9.0	21.07	59.2	9.0	20.96	58.7	9.3	21.37	59.2
02/04/2017 07:20	7.3	21.04	60.5	7.9	53.08	59.8	9.0	21.05	59.2	9.0	20.93	58.5	9.3	21.33	59.2
02/04/2017 07:30	7.3	21.05	60.5	7.9	53.03	59.8	9.0	21.05	59.2	9.0	20.94	58.5	9.3	21.33	59.2
02/04/2017 07:40	7.3	21.07	60.4	7.9	53.07	59.9	9.0	21.05	59.2	9.0	20.98	58.6	9.3	21.34	59.2
02/04/2017 07:50	7.3	21.11	60.5	7.9	53.14	59.9	9.0	21.07	59.2	9.0	21.02	58.7	9.3	21.35	59.2
02/04/2017 08:00	7.3	21.18	60.6	7.9	53.27	59.9	9.0	21.13	59.2	9.0	21.10	58.7	9.3	21.41	59.1
02/04/2017 08:10	7.3	21.18	60.7	7.9	53.34	59.9	9.0	21.14	59.3	9.0	21.11	58.8	9.3	21.43	59.2
02/04/2017 08:20	7.3	21.23	60.7	7.9	53.42	60.0	8.9	21.20	59.4	9.0	21.13	58.9	9.3	21.48	59.2
02/04/2017 08:30	7.3	21.27	60.7	7.9	53.52	60.0	9.0	21.24	59.4	9.0	21.17	58.9	9.3	21.51	59.3
02/04/2017 08:40	7.3	21.29	60.8	7.9	53.55	60.0	9.0	21.25	59.5	9.0	21.19	59.0	9.3	21.53	59.4
02/04/2017 08:50	7.3	21.34	60.7	7.9	53.64	60.2	8.9	21.28	59.5	9.0	21.24	59.0	9.3	21.55	59.5
02/04/2017 09:00	7.3	21.41	60.9	7.9	53.81	60.2	8.9	21.36	59.6	9.0	21.32	59.2	9.3	21.63	59.5
02/04/2017 09:10	7.3	21.47	60.9	7.9	53.92	60.3	8.9	21.41	59.7	9.0	21.37	59.2	9.3	21.68	59.6
02/04/2017 09:20	7.3	21.56	61.0	7.9	54.07	60.4	8.9	21.47	59.8	9.0	21.45	59.3	9.3	21.73	59.7
02/04/2017 09:30	7.3	21.69	61.2	7.9	54.31	60.6	8.9	21.56	60.0	9.0	21.59	59.5	9.3	21.83	59.9

Date/Time	GW7i F	GW7i T	GW7o	GW8i F	GW8i T	GW8o	GW9i F	GW9i T	GW9o	GW10i F	GW10i T	GW10o	GW11i F	GW11i T	GW11o
02/04/2017 09:40	7.3	21.73	61.2	7.9	54.51	60.6	8.9	21.64	60.1	9.0	21.65	59.7	9.3	21.92	60.0
02/04/2017 09:50	7.3	21.74	61.2	7.9	54.61	60.8	8.9	21.66	60.1	9.0	21.65	59.7	9.2	21.93	60.0
02/04/2017 10:00	7.3	21.75	61.3	7.9	54.63	60.8	8.9	21.69	60.2	9.0	21.67	59.7	9.2	21.97	60.1
02/04/2017 10:10	7.3	21.95	61.3	7.8	54.90	61.0	8.9	21.80	60.3	9.0	21.85	59.9	9.2	22.08	60.2
02/04/2017 10:20	7.3	22.08	61.6	7.9	55.18	61.2	8.9	21.91	60.6	9.0	21.98	60.2	9.2	22.19	60.5
02/04/2017 10:30	7.3	22.18	61.7	7.8	55.43	61.3	8.9	22.01	60.7	9.0	22.07	60.4	9.2	22.29	60.6
02/04/2017 10:40	7.2	22.21	61.8	7.8	55.65	61.4	8.9	22.08	60.9	9.0	22.13	60.6	9.2	22.37	60.8
02/04/2017 10:50	7.3	22.36	62.0	7.8	55.86	61.6	8.9	22.19	61.1	9.0	22.26	60.7	9.2	22.46	60.9
02/04/2017 11:00	7.2	22.45	62.2	7.8	56.13	61.8	8.9	22.31	61.3	9.0	22.35	60.9	9.2	22.57	61.1
02/04/2017 11:10	7.2	22.61	62.3	7.8	56.43	62.0	8.9	22.42	61.5	9.0	22.49	61.1	9.2	22.69	61.3
02/04/2017 11:20	7.2	22.74	62.5	7.8	56.74	62.2	8.9	22.54	61.7	9.0	22.64	61.5	9.2	22.82	61.5
02/04/2017 11:30	7.2	22.89	62.9	7.8	57.07	62.4	8.9	22.69	62.0	9.0	22.78	61.7	9.2	22.96	61.7
02/04/2017 11:40	7.2	23.00	63.0	7.8	57.35	62.6	8.9	22.80	62.1	9.0	22.88	61.8	9.2	23.05	61.9
02/04/2017 11:50	7.2	23.14	63.2	7.8	57.68	62.8	8.9	22.93	62.4	9.0	23.03	62.2	9.2	23.19	62.2
02/04/2017 12:00	7.2	23.25	63.3	7.8	57.94	63.1	8.9	23.04	62.7	9.0	23.14	62.3	9.2	23.30	62.4
02/04/2017 12:10	7.2	23.39	63.5	7.8	58.26	63.3	8.9	23.18	62.9	9.0	23.27	62.6	9.2	23.43	62.6
02/04/2017 12:20	7.2	23.48	63.7	7.8	58.55	63.5	8.9	23.29	63.1	9.0	23.37	62.8	9.2	23.53	62.7
02/04/2017 12:30	7.2	23.61	63.8	7.8	58.80	63.7	8.9	23.39	63.3	9.0	23.49	63.0	9.2	23.64	62.9
02/04/2017 12:40	7.2	23.73	64.1	7.8	59.09	63.9	8.9	23.51	63.5	9.0	23.62	63.2	9.1	23.76	63.1
02/04/2017 12:50	7.2	23.86	64.3	7.8	59.41	64.2	8.9	23.64	63.8	9.0	23.75	63.5	9.2	23.87	63.3
02/04/2017 13:00	7.2	23.92	64.4	7.8	59.68	64.4	8.9	23.76	64.0	9.0	23.84	63.8	9.1	23.98	63.6
02/04/2017 13:10	7.2	23.82	64.5	7.8	59.65	64.5	8.9	23.75	64.1	9.0	23.73	63.8	9.1	23.98	63.7
02/04/2017 13:20	7.2	23.81	64.5	7.8	59.64	64.5	8.9	23.73	64.1	9.0	23.72	63.6	9.1	23.97	63.7
02/04/2017 13:30	7.2	23.82	64.4	7.8	59.70	64.5	8.9	23.75	64.1	9.0	23.73	63.7	9.1	23.99	63.7
02/04/2017 13:40	7.2	23.84	64.4	7.8	59.81	64.5	8.9	23.79	64.1	9.0	23.75	63.7	9.1	24.04	63.7
02/04/2017 13:50	7.2	23.84	64.5	7.8	59.83	64.6	8.8	23.81	64.2	9.0	23.77	63.8	9.1	24.05	63.8
02/04/2017 14:00	7.2	23.86	64.5	7.8	59.85	64.7	8.9	23.81	64.3	9.0	23.78	63.9	9.1	24.05	63.8
02/04/2017 14:10	7.2	23.90	64.5	7.8	59.96	64.7	8.9	23.85	64.3	9.0	23.81	63.9	9.1	24.09	63.9
02/04/2017 14:20	7.2	23.92	64.7	7.8	60.02	64.7	8.8	23.87	64.4	9.0	23.84	64.0	9.1	24.11	63.9
02/04/2017 14:30	7.2	23.93	64.7	7.8	60.04	64.8	8.8	23.89	64.5	9.0	23.85	64.0	9.1	24.14	64.0
02/04/2017 14:40	7.2	23.96	64.7	7.8	60.12	64.9	8.8	23.92	64.5	9.0	23.88	64.1	9.1	24.16	64.0
02/04/2017 14:50	7.2	23.99	64.8	7.8	60.20	64.9	8.8	23.93	64.6	9.0	23.89	64.1	9.1	24.17	64.1
02/04/2017 15:00	7.2	24.02	64.9	7.8	60.24	65.0	8.8	23.96	64.6	9.0	23.94	64.2	9.1	24.20	64.1
02/04/2017 15:10	7.2	24.05	64.9	7.8	60.33	65.0	8.8	23.99	64.7	9.0	23.97	64.2	9.1	24.23	64.2
02/04/2017 15:20	7.2	24.11	64.9	7.8	60.39	65.1	8.8	24.04	64.7	9.0	24.01	64.3	9.1	24.28	64.3

Date/Time	GW7i F	GW7i T	GW7o	GW8i F	GW8i T	GW8o	GW9i F	GW9i T	GW9o	GW10i F	GW10i T	GW10o	GW11i F	GW11i T	GW11o
02/04/2017 15:30	7.2	24.16	65.1	7.8	60.52	65.2	8.8	24.09	64.8	9.0	24.05	64.4	9.1	24.33	64.3
02/04/2017 15:40	7.2	24.13	65.1	7.8	60.54	65.2	8.8	24.09	64.8	9.0	24.05	64.5	9.1	24.33	64.4
02/04/2017 15:50	7.2	24.14	65.1	7.8	60.59	65.2	8.8	24.09	64.9	9.0	24.05	64.5	9.1	24.33	64.4
02/04/2017 16:00	7.2	24.13	65.1	7.8	60.53	65.3	8.8	24.09	64.9	9.0	24.05	64.4	9.1	24.33	64.4
02/04/2017 16:10	7.2	24.10	65.1	7.8	60.52	65.2	8.8	24.09	64.9	9.0	24.03	64.4	9.1	24.33	64.4
02/04/2017 16:20	7.2	24.13	65.1	7.8	60.56	65.2	8.8	24.09	64.9	9.0	24.05	64.5	9.1	24.33	64.4
02/04/2017 16:30	7.2	24.12	65.1	7.8	60.56	65.2	8.8	24.09	64.9	9.0	24.04	64.5	9.1	24.33	64.4
02/04/2017 16:40	7.2	24.09	65.2	7.8	60.52	65.2	8.8	24.09	64.9	9.0	24.02	64.5	9.1	24.33	64.5
02/04/2017 16:50	7.2	24.09	65.1	7.8	60.52	65.2	8.8	24.09	64.9	9.0	24.01	64.4	9.1	24.33	64.5
02/04/2017 17:00	7.2	24.10	65.1	7.8	60.52	65.3	8.8	24.08	64.9	9.0	24.01	64.4	9.1	24.33	64.5
02/04/2017 17:10	7.2	24.09	65.1	7.8	60.52	65.3	8.8	24.07	64.9	9.0	24.01	64.4	9.1	24.33	64.5
02/04/2017 17:20	7.2	24.09	65.1	7.8	60.52	65.2	8.8	24.06	64.9	9.0	24.01	64.4	9.1	24.32	64.4
02/04/2017 17:30	7.2	24.05	65.1	7.8	60.46	65.3	8.8	24.05	64.9	9.0	23.98	64.5	9.1	24.30	64.5
02/04/2017 17:40	7.2	24.05	65.1	7.8	60.42	65.2	8.8	24.04	64.9	9.0	23.97	64.4	9.1	24.29	64.5
02/04/2017 17:50	7.2	24.05	65.1	7.8	60.42	65.3	8.8	24.04	64.9	9.0	23.97	64.4	9.1	24.29	64.5
02/04/2017 18:00	7.2	24.05	65.1	7.8	60.42	65.3	8.8	24.05	64.9	9.0	23.97	64.4	9.1	24.29	64.5
02/04/2017 18:10	7.2	24.05	65.2	7.8	60.42	65.3	8.8	24.04	64.9	9.0	23.97	64.3	9.1	24.29	64.5
02/04/2017 18:20	7.2	24.05	65.2	7.8	60.42	65.3	8.8	24.04	64.9	9.0	23.97	64.4	9.1	24.29	64.4
02/04/2017 18:30	7.2	24.05	65.1	7.8	60.42	65.3	8.8	24.05	65.0	9.0	23.98	64.4	9.1	24.29	64.4
02/04/2017 18:40	7.2	24.08	65.2	7.8	60.45	65.3	8.8	24.05	65.0	9.0	24.00	64.4	9.1	24.30	64.5
02/04/2017 18:50	7.2	24.08	65.2	7.8	60.49	65.3	8.8	24.05	65.0	9.0	24.01	64.4	9.1	24.31	64.5
02/04/2017 19:00	7.2	24.09	65.2	7.8	60.52	65.3	8.8	24.08	65.0	9.0	24.01	64.4	9.1	24.33	64.5
02/04/2017 19:10	7.2	24.09	65.2	7.8	60.52	65.3	8.8	24.09	65.0	9.0	24.01	64.4	9.1	24.33	64.6
02/04/2017 19:20	7.2	24.11	65.2	7.8	60.53	65.4	8.8	24.09	65.0	9.0	24.02	64.5	9.1	24.33	64.6
02/04/2017 19:30	7.2	24.13	65.3	7.8	60.59	65.4	8.8	24.09	65.0	9.0	24.04	64.6	9.1	24.33	64.6
02/04/2017 19:40	7.2	24.14	65.3	7.8	60.63	65.4	8.8	24.10	65.1	9.0	24.05	64.6	9.1	24.35	64.6
02/04/2017 19:50	7.2	24.17	65.4	7.8	60.63	65.5	8.8	24.13	65.1	9.0	24.06	64.6	9.1	24.37	64.6
02/04/2017 20:00	7.2	24.17	65.4	7.8	60.66	65.5	8.8	24.13	65.1	9.0	24.09	64.6	9.1	24.38	64.7
02/04/2017 20:10	7.2	24.16	65.4	7.8	60.70	65.5	8.8	24.14	65.1	9.0	24.08	64.7	9.1	24.39	64.7
02/04/2017 20:20	7.2	24.12	65.3	7.8	60.63	65.5	8.8	24.11	65.1	9.0	24.04	64.6	9.1	24.37	64.7
02/04/2017 20:30	7.2	24.10	65.3	7.8	60.62	65.5	8.8	24.09	65.1	9.0	24.01	64.6	9.1	24.34	64.7
02/04/2017 20:40	7.2	24.09	65.3	7.8	60.55	65.5	8.8	24.09	65.1	9.0	24.01	64.6	9.1	24.33	64.7
02/04/2017 20:50	7.2	24.08	65.3	7.8	60.52	65.4	8.8	24.07	65.1	9.0	24.00	64.5	9.1	24.33	64.7
02/04/2017 21:00	7.2	24.06	65.3	7.8	60.51	65.4	8.8	24.05	65.0	9.0	23.98	64.5	9.1	24.31	64.6
02/04/2017 21:10	7.2	24.05	65.3	7.8	60.42	65.4	8.8	24.05	65.0	9.0	23.97	64.5	9.1	24.29	64.6

Date/Time	GW7i F	GW7i T	GW7o	GW8i F	GW8i T	GW8o	GW9i F	GW9i T	GW9o	GW10i F	GW10i T	GW10o	GW11i F	GW11i T	GW11o
02/04/2017 21:20	7.2	24.04	65.3	7.8	60.41	65.3	8.8	24.04	65.0	9.0	23.96	64.5	9.1	24.28	64.6
02/04/2017 21:30	7.2	24.01	65.2	7.8	60.34	65.3	8.8	24.01	65.0	9.0	23.93	64.4	9.1	24.25	64.6
02/04/2017 21:40	7.2	24.01	65.3	7.8	60.33	65.3	8.8	23.99	65.0	9.0	23.92	64.4	9.1	24.25	64.6
02/04/2017 21:50	7.2	23.98	65.3	7.8	60.32	65.3	8.9	23.98	65.0	9.0	23.89	64.4	9.1	24.22	64.6
02/04/2017 22:00	7.2	23.97	65.3	7.8	60.25	65.3	8.8	23.94	64.9	9.0	23.89	64.4	9.1	24.21	64.5
02/04/2017 22:10	7.2	23.94	65.1	7.8	60.22	65.2	8.8	23.93	64.9	9.0	23.86	64.3	9.1	24.18	64.5
02/04/2017 22:20	7.2	23.93	65.1	7.8	60.20	65.2	8.8	23.93	64.8	9.0	23.85	64.3	9.1	24.17	64.5
02/04/2017 22:30	7.2	23.93	65.2	7.8	60.14	65.2	8.8	23.91	64.8	9.0	23.85	64.2	9.1	24.16	64.4
02/04/2017 22:40	7.2	23.91	65.2	7.8	60.03	65.2	8.9	23.88	64.8	9.0	23.81	64.2	9.1	24.13	64.4
02/04/2017 22:50	7.2	23.89	65.1	7.8	60.02	65.1	8.8	23.85	64.7	9.0	23.80	64.2	9.1	24.13	64.4
02/04/2017 23:00	7.2	23.85	65.1	7.8	60.00	65.1	8.9	23.84	64.7	9.0	23.77	64.2	9.1	24.09	64.3
02/04/2017 23:10	7.2	23.82	65.1	7.8	59.92	65.0	8.8	23.81	64.7	9.0	23.74	64.1	9.1	24.07	64.3
02/04/2017 23:20	7.2	23.80	65.0	7.8	59.83	65.0	8.9	23.79	64.6	9.0	23.72	64.0	9.1	24.05	64.3
02/04/2017 23:30	7.2	23.77	65.0	7.8	59.79	65.0	8.9	23.77	64.6	9.0	23.69	64.0	9.1	24.02	64.2
02/04/2017 23:40	7.2	23.73	65.0	7.8	59.71	65.0	8.8	23.73	64.6	9.0	23.65	63.9	9.1	24.00	64.2
02/04/2017 23:50	7.2	23.72	64.9	7.8	59.63	64.9	8.9	23.71	64.5	9.0	23.63	63.9	9.1	23.97	64.1
02/05/2017 00:00	7.2	23.69	64.9	7.8	59.61	64.8	8.9	23.68	64.4	9.0	23.61	63.8	9.1	23.94	64.1
02/05/2017 00:10	7.2	23.67	64.9	7.8	59.53	64.8	8.9	23.65	64.4	9.0	23.61	63.8	9.1	23.93	64.0
02/05/2017 00:20	7.2	23.66	64.8	7.8	59.52	64.8	8.9	23.65	64.4	9.0	23.58	63.8	9.1	23.93	64.0
02/05/2017 00:30	7.2	23.65	64.8	7.8	59.47	64.8	8.9	23.65	64.4	9.0	23.56	63.8	9.1	23.90	64.0
02/05/2017 00:40	7.2	23.61	64.7	7.8	59.40	64.7	8.9	23.61	64.3	9.0	23.53	63.8	9.1	23.88	64.0
02/05/2017 00:50	7.2	23.61	64.8	7.8	59.34	64.7	8.9	23.60	64.3	9.0	23.52	63.7	9.1	23.85	63.9
02/05/2017 01:00	7.2	23.56	64.8	7.8	59.32	64.7	8.8	23.57	64.3	9.0	23.48	63.6	9.2	23.82	63.9
02/05/2017 01:10	7.2	23.54	64.8	7.8	59.27	64.6	8.8	23.55	64.3	9.0	23.46	63.5	9.2	23.81	63.9
02/05/2017 01:20	7.2	23.49	64.7	7.8	59.17	64.5	8.9	23.52	64.2	9.0	23.43	63.5	9.2	23.78	63.8
02/05/2017 01:30	7.2	23.48	64.6	7.8	59.10	64.5	8.9	23.50	64.1	9.0	23.41	63.4	9.2	23.76	63.7
02/05/2017 01:40	7.2	23.48	64.5	7.8	59.04	64.5	8.9	23.47	64.1	9.0	23.39	63.4	9.2	23.73	63.8
02/05/2017 01:50	7.2	23.46	64.5	7.8	59.00	64.5	8.9	23.45	64.0	9.0	23.37	63.4	9.2	23.72	63.7
02/05/2017 02:00	7.2	23.49	64.6	7.8	59.02	64.5	8.9	23.48	64.0	9.0	23.40	63.4	9.2	23.73	63.7
02/05/2017 02:10	7.2	23.46	64.6	7.8	59.02	64.5	8.9	23.46	64.0	9.0	23.37	63.3	9.2	23.72	63.7
02/05/2017 02:20	7.2	23.46	64.6	7.8	59.01	64.5	8.9	23.45	64.0	9.0	23.38	63.4	9.2	23.72	63.7
02/05/2017 02:30	7.2	23.47	64.5	7.8	59.01	64.5	8.9	23.46	64.0	9.0	23.39	63.4	9.2	23.73	63.7
02/05/2017 02:40	7.2	23.49	64.6	7.8	59.02	64.5	8.9	23.49	64.1	9.0	23.41	63.4	9.2	23.73	63.7
02/05/2017 02:50	7.2	23.48	64.6	7.8	59.02	64.5	8.9	23.47	64.1	9.0	23.39	63.4	9.2	23.73	63.7
02/05/2017 03:00	7.2	23.47	64.5	7.8	58.98	64.4	8.9	23.45	64.1	9.0	23.37	63.4	9.2	23.71	63.7

Date/Time	GW7i F	GW7i T	GW7o	GW8i F	GW8i T	GW8o	GW9i F	GW9i T	GW9o	GW10i F	GW10i T	GW10o	GW11i F	GW11i T	GW11o
02/05/2017 03:10	7.2	23.46	64.5	7.8	58.93	64.4	8.9	23.45	64.0	9.0	23.37	63.4	9.2	23.69	63.7
02/05/2017 03:20	7.2	23.46	64.6	7.8	58.93	64.4	8.9	23.45	64.1	9.0	23.37	63.4	9.2	23.69	63.7
02/05/2017 03:30	7.2	23.45	64.7	7.8	58.92	64.4	8.9	23.45	64.1	9.0	23.37	63.4	9.2	23.69	63.7
02/05/2017 03:40	7.2	23.47	64.5	7.8	58.96	64.4	8.9	23.45	64.1	9.0	23.38	63.4	9.2	23.70	63.7
02/05/2017 03:50	7.2	23.46	64.5	7.8	58.95	64.4	8.9	23.44	64.0	9.0	23.37	63.4	9.2	23.69	63.7
02/05/2017 04:00	7.2	23.47	64.5	7.8	58.94	64.4	8.9	23.45	64.0	9.0	23.38	63.3	9.2	23.69	63.7
02/05/2017 04:10	7.2	23.49	64.6	7.8	58.94	64.5	8.9	23.45	64.1	9.0	23.38	63.4	9.2	23.69	63.7
02/05/2017 04:20	7.2	23.45	64.6	7.8	58.93	64.4	8.9	23.42	64.1	9.0	23.35	63.3	9.2	23.66	63.7
02/05/2017 04:30	7.2	23.42	64.6	7.8	58.87	64.3	8.9	23.41	64.0	9.0	23.34	63.3	9.2	23.65	63.7
02/05/2017 04:40	7.2	23.40	64.6	7.8	58.82	64.3	8.9	23.37	64.0	9.0	23.31	63.3	9.2	23.63	63.6
02/05/2017 04:50	7.2	23.38	64.4	7.8	58.75	64.3	8.9	23.37	63.9	9.0	23.30	63.2	9.2	23.62	63.6
02/05/2017 05:00	7.2	23.37	64.4	7.8	58.73	64.3	8.9	23.37	63.9	9.0	23.30	63.2	9.2	23.61	63.6
02/05/2017 05:10	7.2	23.37	64.5	7.8	58.73	64.2	8.9	23.35	63.9	9.0	23.29	63.2	9.2	23.61	63.6
02/05/2017 05:20	7.2	23.35	64.4	7.8	58.69	64.2	8.9	23.34	63.9	9.0	23.27	63.2	9.1	23.59	63.5
02/05/2017 05:30	7.2	23.32	64.4	7.8	58.63	64.2	8.9	23.31	63.8	9.0	23.24	63.2	9.2	23.57	63.5
02/05/2017 05:40	7.2	23.29	64.4	7.8	58.63	64.1	8.9	23.29	63.7	9.0	23.21	63.0	9.2	23.55	63.5
02/05/2017 05:50	7.2	23.28	64.4	7.8	58.56	64.1	8.9	23.28	63.8	9.0	23.21	63.1	9.2	23.52	63.5
02/05/2017 06:00	7.2	23.27	64.3	7.8	58.52	64.1	8.9	23.27	63.7	9.0	23.20	63.0	9.2	23.51	63.4
02/05/2017 06:10	7.2	23.25	64.3	7.8	58.49	64.0	8.9	23.25	63.7	9.0	23.18	63.0	9.2	23.49	63.4
02/05/2017 06:20	7.2	23.25	64.3	7.8	58.48	64.1	8.9	23.25	63.7	9.0	23.18	63.0	9.2	23.49	63.4
02/05/2017 06:30	7.2	23.25	64.3	7.8	58.44	64.0	8.9	23.25	63.7	9.0	23.18	63.0	9.2	23.49	63.4
02/05/2017 06:40	7.2	23.26	64.3	7.8	58.42	64.0	8.9	23.24	63.7	9.0	23.18	63.0	9.2	23.49	63.4
02/05/2017 06:50	7.2	23.27	64.3	7.8	58.45	64.0	8.9	23.25	63.6	9.0	23.18	63.0	9.2	23.49	63.4
02/05/2017 07:00	7.2	23.25	64.3	7.8	58.42	64.0	8.9	23.23	63.7	9.0	23.17	63.0	9.2	23.49	63.4
02/05/2017 07:10	7.2	23.25	64.2	7.8	58.42	64.0	8.9	23.22	63.6	9.0	23.17	63.0	9.2	23.49	63.3
02/05/2017 07:20	7.2	23.25	64.2	7.8	58.42	64.0	8.9	23.22	63.6	9.0	23.17	63.0	9.2	23.49	63.3
02/05/2017 07:30	7.2	23.25	64.2	7.8	58.41	64.0	8.9	23.21	63.6	9.0	23.17	62.9	9.2	23.45	63.3
02/05/2017 07:40	7.2	23.27	64.3	7.8	58.43	64.0	8.9	23.23	63.6	9.0	23.20	63.0	9.2	23.48	63.3
02/05/2017 07:50	7.2	23.29	64.4	7.8	58.45	64.0	8.9	23.25	63.7	9.0	23.21	63.1	9.2	23.49	63.4
02/05/2017 08:00	7.2	23.29	64.4	7.8	58.50	64.0	8.9	23.26	63.7	9.0	23.21	63.0	9.2	23.49	63.4
02/05/2017 08:10	7.2	23.34	64.3	7.8	58.52	64.0	8.9	23.27	63.7	9.0	23.24	63.0	9.2	23.51	63.4
02/05/2017 08:20	7.2	23.45	64.5	7.8	58.70	64.1	8.9	23.34	63.8	9.0	23.38	63.2	9.2	23.59	63.5
02/05/2017 08:30	7.2	23.58	64.6	7.8	58.99	64.3	8.9	23.45	64.0	9.0	23.51	63.4	9.2	23.69	63.6
02/05/2017 08:40	7.2	23.68	64.7	7.8	59.24	64.5	8.9	23.54	64.1	9.0	23.61	63.6	9.1	23.80	63.8
02/05/2017 08:50	7.2	23.77	64.8	7.8	59.41	64.6	8.9	23.62	64.3	9.0	23.68	63.7	9.1	23.88	63.9

Date/Time	GW7i F	GW7i T	GW7o	GW8i F	GW8i T	GW8o	GW9i F	GW9i T	GW9o	GW10i F	GW10i T	GW10o	GW11i F	GW11i T	GW11o
02/05/2017 09:00	7.2	23.89	65.0	7.8	59.66	64.7	8.9	23.71	64.4	9.0	23.80	63.9	9.1	23.98	64.1
02/05/2017 09:10	7.2	23.99	65.1	7.8	59.92	64.9	8.9	23.81	64.6	9.0	23.89	64.2	9.1	24.07	64.2
02/05/2017 09:20	7.2	24.09	65.2	7.8	60.12	65.1	8.9	23.89	64.7	9.0	23.98	64.3	9.1	24.15	64.4
02/05/2017 09:30	7.2	24.20	65.3	7.8	60.37	65.1	8.8	23.99	64.9	9.0	24.10	64.5	9.1	24.26	64.5
02/05/2017 09:40	7.2	24.33	65.7	7.8	60.65	65.4	8.8	24.11	65.0	9.0	24.22	64.7	9.1	24.36	64.7
02/05/2017 09:50	7.2	24.41	65.7	7.8	60.87	65.5	8.8	24.19	65.3	9.0	24.31	64.9	9.1	24.46	64.9
02/05/2017 10:00	7.2	24.54	65.8	7.8	61.14	65.7	8.9	24.30	65.5	9.0	24.43	65.2	9.1	24.57	65.1
02/05/2017 10:10	7.2	24.67	66.0	7.8	61.45	66.0	8.8	24.43	65.7	9.0	24.56	65.4	9.1	24.68	65.3
02/05/2017 10:20	7.2	24.78	66.2	7.8	61.72	66.2	8.8	24.54	65.9	9.0	24.67	65.5	9.1	24.80	65.5
02/05/2017 10:30	7.2	24.90	66.4	7.8	61.98	66.3	8.8	24.65	66.1	9.0	24.79	65.8	9.1	24.91	65.7
02/05/2017 10:40	7.2	25.02	66.6	7.8	62.25	66.6	8.8	24.76	66.3	9.0	24.90	66.0	9.1	25.01	65.9
02/05/2017 10:50	7.2	25.15	66.7	7.7	62.54	66.7	8.8	24.87	66.4	9.0	25.02	66.2	9.1	25.13	66.0
02/05/2017 11:00	7.2	25.26	66.9	7.7	62.81	66.9	8.8	24.99	66.7	9.0	25.15	66.4	9.1	25.24	66.2
02/05/2017 11:10	7.2	25.40	67.1	7.7	63.14	67.1	8.8	25.14	66.9	9.0	25.30	66.7	9.1	25.37	66.5
02/05/2017 11:20	7.2	25.53	67.3	7.7	63.45	67.3	8.8	25.27	67.1	9.0	25.44	66.9	9.1	25.50	66.7
02/05/2017 11:30	7.2	25.66	67.5	7.7	63.75	67.6	8.8	25.41	67.4	9.0	25.57	67.1	9.1	25.62	67.0
02/05/2017 11:40	7.2	25.80	67.7	7.7	64.09	67.9	8.8	25.55	67.7	9.0	25.71	67.4	9.1	25.76	67.1
02/05/2017 11:50	7.2	25.93	68.0	7.7	64.40	68.1	8.8	25.66	67.9	9.0	25.84	67.7	9.1	25.87	67.4
02/05/2017 12:00	7.2	26.05	68.1	7.7	64.69	68.2	8.8	25.78	68.1	8.9	25.97	68.0	9.1	26.00	67.6
02/05/2017 12:10	7.2	26.17	68.3	7.7	64.98	68.5	8.8	25.92	68.3	8.9	26.09	68.1	9.1	26.12	67.8
02/05/2017 12:20	7.2	26.26	68.5	7.7	65.22	68.7	8.8	26.02	68.5	9.0	26.18	68.5	9.1	26.22	67.9
02/05/2017 12:30	7.2	26.36	68.7	7.7	65.50	68.9	8.8	26.13	68.7	9.0	26.27	68.5	9.1	26.34	68.1
02/05/2017 12:40	7.2	26.45	68.9	7.7	65.73	69.1	8.8	26.21	68.9	8.9	26.36	68.8	9.1	26.41	68.3
02/05/2017 12:50	7.2	26.54	69.1	7.7	65.94	69.3	8.8	26.30	69.1	8.9	26.45	69.0	9.0	26.48	68.5
02/05/2017 13:00	7.2	26.65	69.3	7.7	66.20	69.4	8.8	26.40	69.3	8.9	26.56	69.2	9.0	26.58	68.6
02/05/2017 13:10	7.2	26.78	69.4	7.7	66.50	69.6	8.8	26.51	69.5	8.9	26.68	69.4	9.0	26.69	68.9
02/05/2017 13:20	7.2	26.87	69.5	7.7	66.74	69.8	8.8	26.61	69.7	8.9	26.79	69.6	9.0	26.79	69.1
02/05/2017 13:30	7.2	26.95	69.7	7.7	66.98	70.0	8.8	26.71	69.8	8.9	26.87	69.9	9.0	26.89	69.2
02/05/2017 13:40	7.2	27.04	69.9	7.7	67.19	70.2	8.8	26.80	70.0	8.9	26.95	70.0	9.0	26.98	69.4
02/05/2017 13:50	7.2	27.09	70.1	7.7	67.42	70.4	8.8	26.90	70.3	8.9	27.02	70.1	9.0	27.08	69.6
02/05/2017 14:00	7.2	27.12	70.1	7.7	67.52	70.5	8.8	26.94	70.4	8.9	27.05	70.2	9.0	27.12	69.7
02/05/2017 14:10	7.2	27.25	70.2	7.7	67.76	70.6	8.8	27.05	70.5	8.9	27.17	70.4	9.0	27.22	69.8
02/05/2017 14:20	7.2	27.27	70.4	7.7	67.92	70.8	8.8	27.11	70.7	8.9	27.20	70.6	9.0	27.30	70.0
02/05/2017 14:30	7.2	27.26	70.5	7.7	68.00	70.8	8.8	27.14	70.8	8.9	27.18	70.7	9.0	27.33	70.1
02/05/2017 14:40	7.2	27.33	70.6	7.7	68.14	71.0	8.8	27.19	70.8	8.9	27.27	70.7	9.0	27.37	70.2

Date/Time	GW7i F	GW7i T	GW7o	GW8i F	GW8i T	GW8o	GW9i F	GW9i T	GW9o	GW10i F	GW10i T	GW10o	GW11i F	GW11i T	GW11o
02/05/2017 14:50	7.2	27.37	70.6	7.7	68.23	71.0	8.8	27.23	70.9	8.9	27.31	70.9	9.0	27.42	70.3
02/05/2017 15:00	7.2	27.41	70.8	7.7	68.33	71.1	8.7	27.27	71.1	8.9	27.35	71.0	9.0	27.45	70.3
02/05/2017 15:10	7.2	27.51	70.9	7.7	68.53	71.3	8.8	27.36	71.2	8.9	27.43	71.1	9.0	27.53	70.5
02/05/2017 15:20	7.2	27.54	71.0	7.7	68.63	71.4	8.8	27.41	71.3	8.9	27.46	71.2	9.0	27.57	70.6
02/05/2017 15:30	7.2	27.62	71.1	7.7	68.78	71.5	8.8	27.49	71.4	8.9	27.55	71.3	9.0	27.63	70.7
02/05/2017 15:40	7.2	27.64	71.2	7.7	68.88	71.6	8.8	27.53	71.5	8.9	27.57	71.5	9.0	27.68	70.8
02/05/2017 15:50	7.2	27.65	71.3	7.7	68.92	71.6	8.7	27.54	71.6	8.9	27.58	71.5	9.0	27.70	70.9
02/05/2017 16:00	7.2	27.63	71.3	7.7	68.98	71.8	8.7	27.56	71.7	8.9	27.56	71.5	9.0	27.73	70.9
02/05/2017 16:10	7.2	27.61	71.3	7.7	68.94	71.8	8.8	27.54	71.7	8.9	27.55	71.5	9.0	27.73	71.0
02/05/2017 16:20	7.2	27.55	71.3	7.7	68.89	71.8	8.7	27.51	71.8	8.9	27.49	71.4	9.0	27.68	71.0
02/05/2017 16:30	7.2	27.53	71.2	7.7	68.83	71.7	8.7	27.49	71.7	8.9	27.46	71.4	9.0	27.65	71.0
02/05/2017 16:40	7.2	27.53	71.2	7.7	68.83	71.8	8.8	27.49	71.7	8.9	27.45	71.4	9.0	27.65	71.0
02/05/2017 16:50	7.2	27.52	71.3	7.7	68.83	71.8	8.7	27.49	71.7	8.9	27.45	71.4	9.0	27.65	71.0
02/05/2017 17:00	7.2	27.46	71.2	7.7	68.73	71.8	8.7	27.44	71.7	8.9	27.41	71.3	9.0	27.61	71.0
02/05/2017 17:10	7.2	27.40	71.1	7.7	68.63	71.8	8.8	27.38	71.6	8.9	27.35	71.2	9.0	27.57	70.9
02/05/2017 17:20	7.2	27.34	71.1	7.7	68.51	71.7	8.7	27.31	71.6	8.9	27.29	71.1	9.0	27.52	70.8
02/05/2017 17:30	7.2	27.29	71.1	7.7	68.37	71.6	8.8	27.25	71.5	8.9	27.23	71.0	9.0	27.46	70.8
02/05/2017 17:40	7.2	27.22	71.0	7.7	68.21	71.6	8.8	27.18	71.4	8.9	27.16	71.0	9.0	27.39	70.7
02/05/2017 17:50	7.2	27.14	71.0	7.7	68.03	71.5	8.8	27.11	71.3	8.9	27.08	70.9	9.0	27.32	70.6
02/05/2017 18:00	7.2	27.09	70.9	7.7	67.92	71.4	8.8	27.06	71.2	8.9	27.03	70.8	9.0	27.27	70.5
02/05/2017 18:10	7.2	27.06	70.8	7.7	67.83	71.3	8.7	27.03	71.1	8.9	27.01	70.7	9.0	27.25	70.5
02/05/2017 18:20	7.2	27.00	70.7	7.7	67.70	71.3	8.8	26.97	71.0	8.9	26.95	70.6	9.0	27.19	70.5
02/05/2017 18:30	7.2	26.93	70.7	7.7	67.56	71.2	8.8	26.91	71.0	8.9	26.88	70.5	9.0	27.12	70.4
02/05/2017 18:40	7.2	26.93	70.6	7.7	67.45	71.1	8.8	26.88	70.9	8.9	26.86	70.4	9.0	27.09	70.3
02/05/2017 18:50	7.2	26.89	70.6	7.7	67.39	71.1	8.8	26.85	70.9	8.9	26.83	70.4	9.0	27.06	70.3
02/05/2017 19:00	7.2	26.85	70.6	7.7	67.31	71.1	8.8	26.81	70.8	8.9	26.80	70.3	9.0	27.04	70.2
02/05/2017 19:10	7.2	26.80	70.5	7.7	67.22	71.0	8.8	26.77	70.8	8.9	26.74	70.2	9.0	26.99	70.2
02/05/2017 19:20	7.2	26.75	70.6	7.7	67.07	70.9	8.8	26.71	70.7	8.9	26.69	70.1	9.0	26.93	70.1
02/05/2017 19:30	7.2	26.69	70.5	7.7	66.92	70.8	8.8	26.66	70.6	8.9	26.63	70.0	9.0	26.89	70.0
02/05/2017 19:40	7.2	26.65	70.3	7.7	66.85	70.8	8.8	26.62	70.5	8.9	26.59	70.0	9.0	26.84	69.9
02/05/2017 19:50	7.2	26.62	70.3	7.7	66.75	70.7	8.8	26.57	70.4	9.0	26.57	69.9	9.0	26.81	69.9
02/05/2017 20:00	7.2	26.61	70.4	7.7	66.74	70.7	8.8	26.58	70.4	8.9	26.55	69.8	9.0	26.81	69.8
02/05/2017 20:10	7.2	26.58	70.3	7.7	66.67	70.7	8.8	26.55	70.4	8.9	26.52	69.8	9.0	26.77	69.8
02/05/2017 20:20	7.2	26.53	70.2	7.7	66.55	70.6	8.8	26.52	70.3	8.9	26.48	69.8	9.0	26.73	69.8
02/05/2017 20:30	7.2	26.53	70.1	7.7	66.52	70.5	8.8	26.49	70.3	8.9	26.45	69.7	9.0	26.71	69.8

Date/Time	GW7i F	GW7i T	GW7o	GW8i F	GW8i T	GW8o	GW9i F	GW9i T	GW9o	GW10i F	GW10i T	GW10o	GW11i F	GW11i T	GW11o
02/05/2017 20:40	7.2	26.49	70.1	7.7	66.43	70.5	8.8	26.45	70.2	8.9	26.43	69.7	9.0	26.66	69.7
02/05/2017 20:50	7.2	26.47	70.1	7.7	66.38	70.5	8.8	26.43	70.2	8.9	26.41	69.6	9.0	26.65	69.7
02/05/2017 21:00	7.2	26.45	70.1	7.7	66.30	70.4	8.8	26.41	70.2	9.0	26.38	69.7	9.0	26.61	69.7
02/05/2017 21:10	7.2	26.41	70.1	7.7	66.22	70.4	8.8	26.39	70.1	8.9	26.36	69.6	9.0	26.61	69.6
02/05/2017 21:20	7.2	26.39	70.0	7.7	66.16	70.4	8.8	26.37	70.1	8.9	26.33	69.5	9.0	26.58	69.6
02/05/2017 21:30	7.2	26.38	70.0	7.7	66.13	70.3	8.8	26.36	70.1	8.9	26.33	69.5	9.0	26.57	69.6
02/05/2017 21:40	7.2	26.37	69.9	7.7	66.13	70.3	8.8	26.33	70.1	9.0	26.32	69.4	9.0	26.54	69.5
02/05/2017 21:50	7.2	26.34	69.9	7.7	66.05	70.2	8.8	26.30	70.0	8.9	26.28	69.4	9.0	26.52	69.5
02/05/2017 22:00	7.2	26.32	69.9	7.7	65.99	70.2	8.8	26.27	69.9	9.0	26.24	69.3	9.0	26.49	69.5
02/05/2017 22:10	7.2	26.25	69.9	7.7	65.87	70.1	8.8	26.23	69.9	8.9	26.19	69.3	9.0	26.46	69.4
02/05/2017 22:20	7.2	26.24	69.9	7.7	65.81	70.1	8.8	26.21	69.9	9.0	26.17	69.2	9.0	26.42	69.4
02/05/2017 22:30	7.2	26.20	69.8	7.7	65.71	70.0	8.8	26.16	69.8	9.0	26.13	69.2	9.0	26.38	69.3
02/05/2017 22:40	7.2	26.15	69.8	7.7	65.64	70.0	8.8	26.13	69.7	9.0	26.09	69.1	9.0	26.36	69.3
02/05/2017 22:50	7.2	26.13	69.7	7.7	65.60	69.9	8.8	26.13	69.7	9.0	26.09	69.0	9.0	26.34	69.2
02/05/2017 23:00	7.2	26.09	69.7	7.7	65.47	69.9	8.8	26.08	69.7	9.0	26.04	69.0	9.0	26.30	69.2
02/05/2017 23:10	7.2	26.02	69.5	7.7	65.30	69.8	8.8	26.00	69.6	8.9	25.97	69.0	9.0	26.23	69.1
02/05/2017 23:20	7.2	26.00	69.6	7.7	65.28	69.7	8.8	26.00	69.5	9.0	25.95	68.8	9.0	26.20	69.0
02/05/2017 23:30	7.2	25.95	69.5	7.7	65.13	69.7	8.8	25.94	69.4	9.0	25.89	68.8	9.1	26.16	69.0
02/05/2017 23:40	7.2	25.93	69.4	7.7	65.05	69.6	8.8	25.89	69.3	9.0	25.86	68.6	9.1	26.12	68.9
02/05/2017 23:50	7.2	25.89	69.4	7.7	64.97	69.5	8.8	25.86	69.3	9.0	25.84	68.6	9.1	26.09	68.9
02/06/2017 00:00	7.2	25.86	69.4	7.7	64.88	69.4	8.8	25.83	69.3	9.0	25.79	68.6	9.1	26.07	68.8
02/06/2017 00:10	7.2	25.82	69.2	7.7	64.82	69.3	8.8	25.81	69.1	9.0	25.77	68.5	9.1	26.04	68.7
02/06/2017 00:20	7.2	25.78	69.2	7.7	64.69	69.4	8.8	25.74	69.1	9.0	25.70	68.4	9.1	25.98	68.7
02/06/2017 00:30	7.2	25.74	69.3	7.7	64.61	69.2	8.8	25.73	69.0	9.0	25.67	68.4	9.1	25.95	68.6
02/06/2017 00:40	7.2	25.73	69.2	7.7	64.59	69.2	8.8	25.72	69.0	9.0	25.67	68.3	9.1	25.94	68.6
02/06/2017 00:50	7.2	25.72	69.2	7.7	64.58	69.1	8.8	25.71	69.0	9.0	25.66	68.3	9.1	25.93	68.6
02/06/2017 01:00	7.2	25.68	69.1	7.7	64.43	69.2	8.8	25.65	69.0	9.0	25.61	68.3	9.1	25.87	68.6
02/06/2017 01:10	7.2	25.65	69.1	7.7	64.33	69.1	8.8	25.61	68.8	9.0	25.58	68.2	9.1	25.84	68.5
02/06/2017 01:20	7.2	25.68	69.1	7.7	64.41	69.1	8.8	25.64	68.8	9.0	25.61	68.2	9.1	25.86	68.5
02/06/2017 01:30	7.2	25.69	69.1	7.7	64.42	69.1	8.8	25.65	68.8	9.0	25.61	68.2	9.1	25.88	68.5
02/06/2017 01:40	7.2	25.66	69.1	7.7	64.41	69.1	8.8	25.63	68.9	9.0	25.60	68.2	9.1	25.85	68.5
02/06/2017 01:50	7.2	25.65	69.0	7.7	64.38	69.1	8.8	25.61	68.8	9.0	25.59	68.1	9.1	25.85	68.5
02/06/2017 02:00	7.2	25.62	69.0	7.7	64.33	69.0	8.8	25.61	68.9	9.0	25.57	68.1	9.1	25.83	68.4
02/06/2017 02:10	7.2	25.61	69.0	7.7	64.32	69.0	8.8	25.61	68.8	9.0	25.55	68.1	9.1	25.81	68.4
02/06/2017 02:20	7.2	25.58	69.0	7.7	64.23	69.0	8.8	25.57	68.7	9.0	25.53	68.1	9.1	25.81	68.4

Date/Time	GW7i F	GW7i T	GW7o	GW8i F	GW8i T	GW8o	GW9i F	GW9i T	GW9o	GW10i F	GW10i T	GW10o	GW11i F	GW11i T	GW11o
02/06/2017 02:30	7.2	25.57	68.9	7.7	64.17	68.9	8.8	25.55	68.8	9.0	25.51	68.1	9.1	25.78	68.4
02/06/2017 02:40	7.2	25.53	68.9	7.7	64.10	68.9	8.8	25.50	68.7	9.0	25.45	68.0	9.1	25.73	68.3
02/06/2017 02:50	7.2	25.47	68.9	7.7	63.97	68.8	8.8	25.45	68.6	9.0	25.40	67.9	9.1	25.67	68.2
02/06/2017 03:00	7.2	25.45	68.9	7.7	63.92	68.7	8.8	25.43	68.5	9.0	25.37	67.8	9.1	25.65	68.2
02/06/2017 03:10	7.2	25.44	68.8	7.7	63.83	68.7	8.8	25.41	68.5	9.0	25.37	67.8	9.1	25.65	68.1
02/06/2017 03:20	7.2	25.43	68.8	7.7	63.83	68.7	8.8	25.41	68.5	9.0	25.37	67.8	9.1	25.65	68.1
02/06/2017 03:30	7.2	25.41	68.8	7.7	63.76	68.7	8.8	25.38	68.5	9.0	25.33	67.8	9.1	25.61	68.1
02/06/2017 03:40	7.2	25.38	68.7	7.7	63.71	68.6	8.8	25.34	68.4	9.0	25.29	67.7	9.1	25.57	68.0
02/06/2017 03:50	7.2	25.37	68.7	7.7	63.64	68.6	8.8	25.33	68.4	9.0	25.29	67.7	9.1	25.56	68.0
02/06/2017 04:00	7.3	25.35	68.7	7.7	63.60	68.5	8.8	25.30	68.3	9.0	25.25	67.6	9.1	25.53	68.0
02/06/2017 04:10	7.2	25.32	68.6	7.7	63.53	68.5	8.8	25.29	68.3	9.0	25.25	67.6	9.1	25.53	68.0
02/06/2017 04:20	7.2	25.29	68.6	7.7	63.48	68.5	8.8	25.27	68.2	9.0	25.22	67.5	9.1	25.50	67.9
02/06/2017 04:30	7.2	25.27	68.5	7.7	63.42	68.4	8.8	25.25	68.2	9.0	25.19	67.4	9.1	25.48	67.8
02/06/2017 04:40	7.2	25.22	68.5	7.7	63.32	68.4	8.8	25.19	68.1	9.0	25.12	67.4	9.1	25.42	67.9
02/06/2017 04:50	7.2	25.18	68.5	7.7	63.22	68.3	8.8	25.16	68.0	9.0	25.09	67.4	9.1	25.39	67.8
02/06/2017 05:00	7.2	25.18	68.4	7.7	63.22	68.2	8.8	25.14	68.0	9.0	25.09	67.3	9.1	25.38	67.7
02/06/2017 05:10	7.2	25.13	68.3	7.7	63.10	68.2	8.8	25.10	67.9	9.0	25.04	67.3	9.1	25.34	67.7
02/06/2017 05:20	7.2	25.09	68.3	7.7	62.98	68.1	8.8	25.05	67.8	9.0	25.01	67.2	9.1	25.29	67.6
02/06/2017 05:30	7.2	25.09	68.3	7.7	63.00	68.0	8.8	25.05	67.8	9.0	25.01	67.1	9.1	25.29	67.5
02/06/2017 05:40	7.2	25.09	68.4	7.7	62.92	68.1	8.8	25.03	67.8	9.0	24.99	67.2	9.1	25.27	67.5
02/06/2017 05:50	7.2	25.06	68.3	7.7	62.88	68.0	8.8	25.01	67.8	9.0	24.95	67.1	9.1	25.25	67.5
02/06/2017 06:00	7.2	25.01	68.2	7.7	62.83	67.9	8.8	24.98	67.7	9.0	24.93	67.1	9.1	25.23	67.5
02/06/2017 06:10	7.2	25.06	68.2	7.7	62.92	67.9	8.8	25.02	67.7	9.0	24.98	67.0	9.1	25.27	67.4
02/06/2017 06:20	7.3	25.15	68.2	7.7	63.07	68.0	8.8	25.08	67.8	9.0	25.05	67.1	9.1	25.32	67.5
02/06/2017 06:30	7.2	25.20	68.3	7.7	63.20	68.1	8.8	25.16	67.9	9.0	25.11	67.2	9.1	25.39	67.6
02/06/2017 06:40	7.3	25.27	68.4	7.7	63.36	68.2	8.8	25.22	68.0	9.0	25.19	67.3	9.1	25.45	67.7
02/06/2017 06:50	7.2	25.31	68.4	7.7	63.48	68.3	8.8	25.29	68.1	9.0	25.25	67.5	9.1	25.50	67.8
02/06/2017 07:00	7.2	25.36	68.6	7.7	63.62	68.4	8.8	25.31	68.2	9.0	25.28	67.6	9.1	25.54	67.9
02/06/2017 07:10	7.2	25.40	68.5	7.7	63.69	68.4	8.8	25.34	68.2	9.0	25.32	67.6	9.1	25.57	68.0
02/06/2017 07:20	7.2	25.43	68.7	7.7	63.73	68.5	8.8	25.38	68.2	9.0	25.36	67.7	9.1	25.61	68.0
02/06/2017 07:30	7.2	25.50	68.7	7.7	63.88	68.6	8.8	25.45	68.3	9.0	25.43	67.8	9.1	25.66	68.1
02/06/2017 07:40	7.2	25.57	68.8	7.7	64.10	68.7	8.8	25.53	68.5	9.0	25.52	67.9	9.1	25.75	68.2
02/06/2017 07:50	7.2	25.62	68.9	7.7	64.21	68.8	8.8	25.59	68.6	9.0	25.55	68.0	9.1	25.80	68.3
02/06/2017 08:00	7.2	25.66	69.0	7.7	64.34	68.9	8.8	25.62	68.7	9.0	25.60	68.1	9.1	25.84	68.4
02/06/2017 08:10	7.2	25.73	69.0	7.7	64.46	69.0	8.8	25.68	68.8	9.0	25.66	68.2	9.1	25.90	68.4

Date/Time	GW7i F	GW7i T	GW7o	GW8i F	GW8i T	GW8o	GW9i F	GW9i T	GW9o	GW10i F	GW10i T	GW10o	GW11i F	GW11i T	GW11o
02/06/2017 08:20	7.2	25.80	69.2	7.7	64.61	69.0	8.8	25.74	68.8	9.0	25.73	68.3	9.1	25.96	68.6
02/06/2017 08:30	7.2	25.86	69.2	7.7	64.77	69.1	8.8	25.81	69.0	9.0	25.80	68.5	9.1	26.02	68.7
02/06/2017 08:40	7.2	25.94	69.3	7.7	64.94	69.3	8.8	25.88	69.1	9.0	25.88	68.6	9.1	26.09	68.8
02/06/2017 08:50	7.2	25.99	69.4	7.7	65.12	69.3	8.8	25.95	69.2	9.0	25.92	68.7	9.1	26.15	68.9
02/06/2017 09:00	7.2	26.07	69.5	7.7	65.29	69.5	8.8	26.01	69.4	9.0	26.00	68.8	9.1	26.22	69.0
02/06/2017 09:10	7.2	26.13	69.6	7.7	65.42	69.6	8.8	26.07	69.5	9.0	26.06	68.9	9.1	26.28	69.1
02/06/2017 09:20	7.2	26.21	69.8	7.7	65.60	69.8	8.8	26.14	69.6	9.0	26.15	69.1	9.0	26.35	69.2
02/06/2017 09:30	7.2	26.28	69.8	7.7	65.78	69.8	8.8	26.22	69.7	9.0	26.21	69.2	9.0	26.42	69.3
02/06/2017 09:40	7.2	26.36	70.0	7.7	66.00	70.0	8.8	26.30	69.9	9.0	26.32	69.3	9.0	26.51	69.5
02/06/2017 09:50	7.2	26.44	70.1	7.7	66.17	70.1	8.8	26.38	70.0	9.0	26.37	69.6	9.0	26.59	69.6
02/06/2017 10:00	7.2	26.52	70.1	7.7	66.36	70.3	8.8	26.44	70.2	9.0	26.45	69.7	9.0	26.65	69.8
02/06/2017 10:10	7.2	26.62	70.3	7.7	66.59	70.4	8.8	26.55	70.2	9.0	26.56	69.8	9.0	26.75	69.9
02/06/2017 10:20	7.2	26.68	70.5	7.7	66.79	70.6	8.8	26.62	70.4	9.0	26.62	70.0	9.0	26.82	70.0
02/06/2017 10:30	7.2	26.73	70.5	7.7	66.90	70.7	8.8	26.68	70.6	9.0	26.67	70.1	9.0	26.88	70.1
02/06/2017 10:40	7.2	26.76	70.6	7.7	67.04	70.7	8.8	26.71	70.7	9.0	26.71	70.2	9.0	26.92	70.2
02/06/2017 10:50	7.2	26.78	70.7	7.7	67.13	70.8	8.8	26.74	70.8	8.9	26.73	70.3	9.0	26.95	70.3
02/06/2017 11:00	7.2	26.76	70.7	7.7	67.13	70.8	8.8	26.75	70.8	8.9	26.70	70.2	9.0	26.96	70.3
02/06/2017 11:10	7.2	26.86	70.8	7.7	67.25	70.9	8.8	26.80	70.8	8.9	26.79	70.3	9.0	27.00	70.4
02/06/2017 11:20	7.2	27.04	71.0	7.7	67.55	71.1	8.8	26.93	71.0	9.0	26.97	70.5	9.0	27.13	70.5
02/06/2017 11:30	7.2	27.13	71.1	7.7	67.81	71.3	8.8	27.03	71.2	8.9	27.06	70.8	9.0	27.23	70.8
02/06/2017 11:40	7.2	27.20	71.2	7.7	68.00	71.5	8.8	27.11	71.4	8.9	27.14	70.9	9.0	27.32	70.9
02/06/2017 11:50	7.2	27.27	71.3	7.7	68.21	71.6	8.8	27.20	71.5	8.9	27.20	71.1	9.0	27.39	71.0
02/06/2017 12:00	7.2	27.33	71.5	7.7	68.37	71.8	8.8	27.27	71.7	8.9	27.27	71.2	9.0	27.46	71.1
02/06/2017 12:10	7.2	27.47	71.7	7.7	68.62	71.9	8.8	27.38	71.9	8.9	27.39	71.4	9.0	27.56	71.3
02/06/2017 12:20	7.2	27.59	71.8	7.7	68.90	72.1	8.8	27.50	72.1	8.9	27.52	71.7	9.0	27.67	71.6
02/06/2017 12:30	7.2	27.72	72.0	7.7	69.18	72.3	8.8	27.60	72.3	8.9	27.64	71.8	9.0	27.78	71.7
02/06/2017 12:40	7.2	27.87	72.2	7.7	69.48	72.5	8.7	27.73	72.5	8.9	27.79	72.1	9.0	27.91	71.9
02/06/2017 12:50	7.2	28.11	72.5	7.7	69.95	72.7	8.7	27.92	72.8	8.9	28.02	72.4	9.0	28.10	72.2
02/06/2017 13:00	7.2	28.18	72.7	7.7	70.31	73.0	8.7	28.07	73.1	8.9	28.12	72.8	9.0	28.23	72.5
02/06/2017 13:10	7.2	28.41	72.9	7.7	70.69	73.3	8.7	28.22	73.3	8.9	28.32	73.0	9.0	28.40	72.7
02/06/2017 13:20	7.2	28.54	73.3	7.7	71.13	73.6	8.7	28.39	73.6	8.9	28.49	73.4	9.0	28.58	73.0
02/06/2017 13:30	7.2	28.57	73.4	7.6	71.30	73.8	8.7	28.46	73.8	8.9	28.50	73.5	9.0	28.65	73.2
02/06/2017 13:40	7.2	28.61	73.5	7.6	71.48	73.9	8.7	28.52	74.0	8.9	28.54	73.6	9.0	28.71	73.3
02/06/2017 13:50	7.2	28.65	73.6	7.6	71.63	74.0	8.7	28.57	74.1	8.9	28.59	73.7	9.0	28.77	73.5
02/06/2017 14:00	7.2	28.71	73.7	7.6	71.78	74.2	8.7	28.63	74.3	8.9	28.66	73.9	9.0	28.84	73.6

Date/Time	GW7i F	GW7i T	GW7o	GW8i F	GW8i T	GW8o	GW9i F	GW9i T	GW9o	GW10i F	GW10i T	GW10o	GW11i F	GW11i T	GW11o
02/06/2017 14:10	7.2	28.77	73.8	7.6	71.94	74.3	8.7	28.69	74.4	8.9	28.70	74.0	9.0	28.88	73.7
02/06/2017 14:20	7.2	28.84	73.9	7.6	72.10	74.4	8.7	28.76	74.5	8.9	28.78	74.2	9.0	28.96	73.8
02/06/2017 14:30	7.2	28.89	74.0	7.6	72.23	74.6	8.7	28.82	74.6	8.9	28.84	74.3	9.0	29.00	73.9
02/06/2017 14:40	7.2	28.89	74.1	7.6	72.33	74.7	8.7	28.85	74.8	8.9	28.85	74.4	8.9	29.05	74.0
02/06/2017 14:50	7.2	28.95	74.1	7.6	72.42	74.8	8.7	28.89	74.8	8.9	28.89	74.4	8.9	29.08	74.1
02/06/2017 15:00	7.2	29.01	74.3	7.6	72.53	74.8	8.7	28.93	74.9	8.9	28.95	74.5	8.9	29.13	74.2
02/06/2017 15:10	7.2	29.05	74.4	7.6	72.67	74.9	8.7	29.00	75.0	8.9	28.98	74.7	8.9	29.18	74.2
02/06/2017 15:20	7.2	29.10	74.5	7.6	72.78	75.1	8.7	29.05	75.1	8.9	29.04	74.7	8.9	29.23	74.4
02/06/2017 15:30	7.2	29.16	74.6	7.6	72.92	75.2	8.7	29.11	75.3	8.9	29.11	74.9	8.9	29.28	74.5
02/06/2017 15:40	7.2	29.22	74.7	7.6	73.07	75.3	8.7	29.17	75.3	8.9	29.16	75.0	8.9	29.35	74.6
02/06/2017 15:50	7.2	29.27	74.8	7.6	73.17	75.4	8.7	29.21	75.4	8.9	29.21	75.1	8.9	29.39	74.7
02/06/2017 16:00	7.2	29.28	74.9	7.6	73.22	75.5	8.7	29.23	75.5	8.9	29.22	75.2	8.9	29.41	74.8
02/06/2017 16:10	7.2	29.29	74.9	7.6	73.26	75.5	8.7	29.25	75.6	8.9	29.24	75.2	8.9	29.41	74.8
02/06/2017 16:20	7.2	29.30	75.0	7.6	73.33	75.6	8.7	29.25	75.7	8.9	29.25	75.2	8.9	29.45	74.8
02/06/2017 16:30	7.2	29.33	75.0	7.6	73.33	75.6	8.7	29.28	75.7	8.9	29.25	75.3	8.9	29.45	74.9
02/06/2017 16:40	7.2	29.31	75.1	7.6	73.34	75.7	8.7	29.29	75.7	8.9	29.25	75.3	8.9	29.45	74.9
02/06/2017 16:50	7.2	29.32	75.1	7.6	73.33	75.7	8.7	29.29	75.7	8.9	29.25	75.3	8.9	29.45	75.0
02/06/2017 17:00	7.2	29.30	75.1	7.6	73.36	75.7	8.7	29.29	75.8	8.9	29.25	75.3	8.9	29.45	75.0
02/06/2017 17:10	7.2	29.29	75.1	7.6	73.35	75.7	8.7	29.28	75.8	8.9	29.25	75.3	8.9	29.45	75.0
02/06/2017 17:20	7.2	29.27	75.2	7.6	73.33	75.8	8.7	29.25	75.8	8.9	29.24	75.3	8.9	29.45	75.0
02/06/2017 17:30	7.2	29.25	75.2	7.6	73.27	75.8	8.7	29.24	75.8	8.9	29.21	75.3	8.9	29.42	75.0
02/06/2017 17:40	7.2	29.23	75.1	7.6	73.22	75.7	8.7	29.21	75.8	8.9	29.20	75.2	8.9	29.41	75.0
02/06/2017 17:50	7.2	29.21	75.1	7.6	73.20	75.8	8.7	29.21	75.7	8.9	29.17	75.3	8.9	29.40	75.0
02/06/2017 18:00	7.2	29.18	75.1	7.6	73.13	75.7	8.7	29.18	75.7	8.9	29.14	75.3	8.9	29.37	75.0
02/06/2017 18:10	7.2	29.17	75.1	7.6	73.13	75.7	8.7	29.17	75.7	8.9	29.12	75.2	8.9	29.36	75.0
02/06/2017 18:20	7.2	29.16	75.1	7.6	73.08	75.6	8.7	29.13	75.7	8.9	29.09	75.1	8.9	29.33	74.9
02/06/2017 18:30	7.2	29.13	75.1	7.6	73.02	75.6	8.7	29.13	75.7	8.9	29.09	75.2	8.9	29.33	74.9
02/06/2017 18:40	7.2	29.10	75.1	7.6	72.97	75.7	8.7	29.10	75.6	8.9	29.07	75.1	8.9	29.30	74.9
02/06/2017 18:50	7.2	29.09	75.1	7.6	72.92	75.7	8.7	29.09	75.6	8.9	29.05	75.1	8.9	29.29	74.9
02/06/2017 19:00	7.2	29.09	75.1	7.6	72.92	75.7	8.7	29.09	75.6	8.9	29.05	75.1	8.9	29.29	75.0
02/06/2017 19:10	7.2	29.09	75.1	7.6	72.92	75.7	8.7	29.09	75.7	8.9	29.05	75.1	8.9	29.29	75.0
02/06/2017 19:20	7.2	29.09	75.1	7.6	72.92	75.7	8.7	29.08	75.7	8.9	29.05	75.1	8.9	29.27	75.0
02/06/2017 19:30	7.2	29.10	75.1	7.6	72.92	75.7	8.7	29.09	75.7	8.9	29.05	75.1	8.9	29.28	75.0
02/06/2017 19:40	7.2	29.13	75.1	7.6	72.92	75.7	8.7	29.09	75.7	8.9	29.06	75.1	8.9	29.29	75.0
02/06/2017 19:50	7.2	29.13	75.2	7.6	72.95	75.7	8.7	29.10	75.7	8.9	29.08	75.1	8.9	29.29	75.0

Date/Time	GW7i F	GW7i T	GW7o	GW8i F	GW8i T	GW8o	GW9i F	GW9i T	GW9o	GW10i F	GW10i T	GW10o	GW11i F	GW11i T	GW11o
02/06/2017 20:00	7.2	29.16	75.2	7.6	73.02	75.8	8.7	29.13	75.8	8.9	29.09	75.2	8.9	29.33	75.1
02/06/2017 20:10	7.2	29.17	75.3	7.6	73.06	75.8	8.7	29.15	75.8	8.9	29.12	75.2	8.9	29.33	75.1
02/06/2017 20:20	7.2	29.19	75.3	7.6	73.13	75.8	8.7	29.18	75.8	8.9	29.14	75.3	8.9	29.36	75.2
02/06/2017 20:30	7.2	29.22	75.3	7.6	73.15	75.9	8.7	29.21	75.9	8.9	29.17	75.3	8.9	29.38	75.3
02/06/2017 20:40	7.2	29.25	75.4	7.6	73.23	76.0	8.7	29.22	75.9	8.9	29.21	75.4	8.9	29.41	75.3
02/06/2017 20:50	7.2	29.29	75.4	7.6	73.33	76.0	8.7	29.25	76.0	8.9	29.25	75.5	8.9	29.45	75.3
02/06/2017 21:00	7.2	29.30	75.5	7.6	73.40	76.1	8.7	29.29	76.0	8.9	29.25	75.6	8.9	29.48	75.4
02/06/2017 21:10	7.2	29.33	75.5	7.6	73.45	76.1	8.7	29.32	76.1	8.9	29.27	75.6	8.9	29.50	75.4
02/06/2017 21:20	7.2	29.35	75.6	7.6	73.53	76.2	8.7	29.34	76.2	8.9	29.32	75.6	8.9	29.53	75.6
02/06/2017 21:30	7.2	29.37	75.6	7.6	73.53	76.3	8.7	29.35	76.2	8.9	29.33	75.7	8.9	29.53	75.6
02/06/2017 21:40	7.2	29.41	75.7	7.6	73.61	76.3	8.7	29.40	76.3	8.9	29.37	75.8	8.9	29.57	75.6
02/06/2017 21:50	7.2	29.44	75.7	7.6	73.70	76.4	8.7	29.41	76.4	8.9	29.38	75.8	8.9	29.60	75.6
02/06/2017 22:00	7.2	29.45	75.8	7.6	73.77	76.4	8.7	29.45	76.4	8.9	29.41	75.8	8.9	29.62	75.8
02/06/2017 22:10	7.2	29.47	75.9	7.6	73.83	76.5	8.7	29.47	76.5	8.9	29.44	75.9	8.9	29.65	75.8
02/06/2017 22:20	7.2	29.51	76.0	7.6	73.91	76.5	8.7	29.49	76.5	8.9	29.48	76.0	8.9	29.66	75.8
02/06/2017 22:30	7.2	29.55	76.0	7.6	73.95	76.6	8.7	29.52	76.6	8.9	29.52	76.1	8.9	29.70	75.9
02/06/2017 22:40	7.2	29.58	76.0	7.6	74.05	76.6	8.7	29.56	76.7	8.9	29.54	76.1	8.9	29.74	76.0
02/06/2017 22:50	7.3	29.61	76.1	7.6	74.16	76.7	8.7	29.60	76.8	8.9	29.59	76.2	8.9	29.79	76.0
02/06/2017 23:00	7.2	29.66	76.2	7.6	74.23	76.8	8.7	29.63	76.8	8.9	29.63	76.3	8.9	29.82	76.1
02/06/2017 23:10	7.2	29.69	76.3	7.6	74.34	76.9	8.7	29.67	76.9	8.9	29.66	76.4	8.9	29.86	76.2
02/06/2017 23:20	7.2	29.73	76.3	7.6	74.44	76.9	8.7	29.72	77.0	8.9	29.70	76.4	8.9	29.90	76.3
02/06/2017 23:30	7.2	29.77	76.4	7.6	74.57	77.0	8.7	29.76	77.1	8.9	29.75	76.5	8.9	29.93	76.3
02/06/2017 23:40	7.2	29.82	76.5	7.6	74.63	77.0	8.7	29.79	77.2	8.9	29.79	76.6	8.9	29.98	76.5
02/06/2017 23:50	7.2	29.85	76.5	7.6	74.74	77.1	8.7	29.83	77.2	8.9	29.81	76.7	8.9	30.02	76.5
02/07/2017 00:00	7.2	29.89	76.6	7.6	74.84	77.2	8.7	29.87	77.3	8.9	29.85	76.8	8.9	30.05	76.6
02/07/2017 00:10	7.2	29.90	76.7	7.6	74.92	77.3	8.7	29.91	77.4	8.9	29.89	76.8	8.9	30.07	76.7
02/07/2017 00:20	7.2	29.95	76.7	7.6	74.99	77.4	8.7	29.93	77.4	8.9	29.93	76.9	8.9	30.12	76.7
02/07/2017 00:30	7.2	29.99	76.9	7.6	75.08	77.4	8.7	29.98	77.5	8.9	29.95	77.0	8.9	30.16	76.8
02/07/2017 00:40	7.2	30.04	76.9	7.6	75.20	77.5	8.7	30.03	77.6	8.9	30.00	77.1	8.9	30.21	76.9
02/07/2017 00:50	7.2	30.08	77.0	7.6	75.32	77.6	8.7	30.05	77.7	8.9	30.05	77.2	8.9	30.25	77.0
02/07/2017 01:00	7.2	30.12	77.1	7.6	75.39	77.7	8.7	30.10	77.8	8.9	30.09	77.3	8.9	30.30	77.1
02/07/2017 01:10	7.2	30.17	77.1	7.6	75.52	77.8	8.7	30.14	77.9	8.9	30.13	77.3	8.9	30.33	77.1
02/07/2017 01:20	7.2	30.17	77.2	7.6	75.57	77.8	8.7	30.17	78.0	8.9	30.14	77.4	8.9	30.34	77.1
02/07/2017 01:30	7.3	30.17	77.2	7.6	75.63	77.9	8.7	30.19	78.0	8.9	30.17	77.5	8.9	30.36	77.3
02/07/2017 01:40	7.2	30.21	77.3	7.6	75.69	77.9	8.7	30.21	78.1	8.9	30.19	77.5	8.9	30.37	77.3

Date/Time	GW7i F	GW7i T	GW7o	GW8i F	GW8i T	GW8o	GW9i F	GW9i T	GW9o	GW10i F	GW10i T	GW10o	GW11i F	GW11i T	GW11o
02/07/2017 01:50	7.3	30.21	77.3	7.6	75.72	77.9	8.7	30.21	78.1	8.9	30.21	77.5	8.9	30.41	77.4
02/07/2017 02:00	7.3	30.24	77.3	7.6	75.72	78.0	8.7	30.23	78.1	8.9	30.21	77.5	8.9	30.41	77.4
02/07/2017 02:10	7.2	30.25	77.4	7.6	75.78	78.0	8.7	30.25	78.2	8.9	30.21	77.6	8.9	30.44	77.4
02/07/2017 02:20	7.3	30.28	77.5	7.6	75.83	78.0	8.7	30.27	78.2	8.9	30.25	77.7	8.9	30.45	77.5
02/07/2017 02:30	7.2	30.29	77.5	7.6	75.84	78.1	8.7	30.29	78.2	8.9	30.25	77.7	8.9	30.48	77.5
02/07/2017 02:40	7.3	30.29	77.5	7.6	75.92	78.1	8.7	30.30	78.3	8.9	30.29	77.7	8.9	30.49	77.5
02/07/2017 02:50	7.2	30.31	77.6	7.6	75.94	78.2	8.7	30.33	78.4	8.9	30.29	77.8	8.9	30.49	77.6
02/07/2017 03:00	7.2	30.33	77.6	7.6	76.02	78.2	8.7	30.33	78.4	8.9	30.33	77.8	8.9	30.52	77.7
02/07/2017 03:10	7.3	30.35	77.7	7.6	76.03	78.2	8.7	30.34	78.4	8.9	30.33	77.8	8.9	30.53	77.7
02/07/2017 03:20	7.3	30.37	77.8	7.6	76.03	78.3	8.7	30.37	78.5	8.9	30.33	77.9	8.9	30.55	77.7
02/07/2017 03:30	7.3	30.40	77.8	7.6	76.11	78.3	8.7	30.38	78.5	8.9	30.36	78.0	8.9	30.57	77.7
02/07/2017 03:40	7.3	30.41	77.8	7.6	76.18	78.4	8.7	30.41	78.5	8.9	30.38	78.0	8.9	30.59	77.9
02/07/2017 03:50	7.3	30.43	77.9	7.6	76.22	78.4	8.7	30.43	78.6	8.9	30.40	78.0	8.9	30.61	77.9
02/07/2017 04:00	7.3	30.45	77.9	7.6	76.23	78.5	8.7	30.45	78.7	8.9	30.41	78.1	8.9	30.61	77.9
02/07/2017 04:10	7.3	30.45	77.9	7.6	76.31	78.5	8.6	30.45	78.7	8.9	30.43	78.1	8.9	30.65	78.0
02/07/2017 04:20	7.3	30.46	78.0	7.6	76.33	78.6	8.6	30.48	78.8	8.9	30.45	78.1	8.9	30.65	78.0
02/07/2017 04:30	7.3	30.48	78.0	7.6	76.33	78.6	8.6	30.49	78.8	8.9	30.45	78.1	8.9	30.65	78.0
02/07/2017 04:40	7.3	30.49	78.0	7.6	76.41	78.6	8.6	30.49	78.8	8.9	30.47	78.2	8.9	30.65	78.1
02/07/2017 04:50	7.3	30.49	78.0	7.6	76.42	78.6	8.6	30.49	78.8	8.9	30.48	78.2	8.9	30.67	78.1
02/07/2017 05:00	7.3	30.51	78.1	7.6	76.42	78.7	8.7	30.49	78.9	8.9	30.49	78.2	8.9	30.69	78.1
02/07/2017 05:10	7.3	30.53	78.1	7.6	76.44	78.6	8.6	30.53	78.9	8.9	30.49	78.3	8.9	30.71	78.1
02/07/2017 05:20	7.3	30.55	78.2	7.6	76.51	78.7	8.6	30.54	78.9	8.9	30.52	78.3	8.9	30.73	78.2
02/07/2017 05:30	7.3	30.57	78.2	7.6	76.55	78.8	8.7	30.57	79.0	8.9	30.54	78.4	8.9	30.75	78.3
02/07/2017 05:40	7.3	30.57	78.2	7.6	76.63	78.8	8.7	30.57	79.0	8.9	30.57	78.4	8.9	30.77	78.3
02/07/2017 05:50	7.3	30.60	78.3	7.6	76.63	78.8	8.7	30.61	79.0	8.9	30.57	78.5	8.9	30.77	78.4
02/07/2017 06:00	7.3	30.61	78.4	7.6	76.67	78.9	8.6	30.61	79.1	8.9	30.59	78.5	8.9	30.77	78.4
02/07/2017 06:10	7.3	30.62	78.4	7.6	76.72	78.9	8.7	30.63	79.2	8.9	30.61	78.6	8.9	30.79	78.4
02/07/2017 06:20	7.3	30.65	78.4	7.6	76.72	78.9	8.7	30.65	79.2	8.9	30.61	78.5	8.9	30.81	78.4
02/07/2017 06:30	7.3	30.65	78.4	7.6	76.72	79.0	8.7	30.65	79.2	8.9	30.63	78.6	8.9	30.82	78.4
02/07/2017 06:40	7.3	30.65	78.5	7.6	76.77	79.0	8.7	30.65	79.2	8.9	30.65	78.6	8.9	30.84	78.5
02/07/2017 06:50	7.3	30.68	78.5	7.6	76.83	79.0	8.7	30.68	79.2	8.9	30.65	78.6	8.9	30.86	78.5
02/07/2017 07:00	7.3	30.69	78.5	7.6	76.84	79.0	8.7	30.69	79.3	8.9	30.65	78.7	8.9	30.88	78.6
02/07/2017 07:10	7.3	30.66	78.5	7.6	76.82	79.0	8.7	30.67	79.3	8.9	30.64	78.7	8.9	30.86	78.6
02/07/2017 07:20	7.3	30.58	78.5	7.6	76.72	79.0	8.7	30.65	79.2	8.9	30.57	78.6	8.9	30.82	78.6
02/07/2017 07:30	7.3	30.50	78.4	7.6	76.62	78.9	8.7	30.58	79.2	8.9	30.50	78.5	8.9	30.76	78.5

Date/Time	GW7i F	GW7i T	GW7o	GW8i F	GW8i T	GW8o	GW9i F	GW9i T	GW9o	GW10i F	GW10i T	GW10o	GW11i F	GW11i T	GW11o
02/07/2017 07:40	7.3	30.46	78.4	7.6	76.46	78.9	8.7	30.51	79.1	8.9	30.45	78.4	8.9	30.69	78.4
02/07/2017 07:50	7.3	30.40	78.3	7.6	76.19	78.8	8.7	30.41	79.0	8.9	30.36	78.3	8.9	30.59	78.3
02/07/2017 08:00	7.3	30.36	78.2	7.6	76.09	78.7	8.7	30.36	78.9	8.9	30.33	78.2	8.9	30.56	78.2
02/07/2017 08:10	7.3	30.34	78.2	7.6	76.03	78.7	8.7	30.34	78.9	8.9	30.31	78.2	8.9	30.52	78.2
02/07/2017 08:20	7.3	30.32	78.2	7.6	75.98	78.6	8.7	30.32	78.8	8.9	30.29	78.1	8.9	30.50	78.1
02/07/2017 08:30	7.3	30.33	78.1	7.6	75.94	78.6	8.7	30.32	78.8	8.9	30.30	78.1	8.9	30.49	78.1
02/07/2017 08:40	7.3	30.34	78.2	7.6	76.02	78.6	8.7	30.33	78.8	8.9	30.31	78.1	8.9	30.50	78.1
02/07/2017 08:50	7.3	30.33	78.3	7.6	75.96	78.7	8.7	30.33	78.8	8.9	30.30	78.2	8.9	30.49	78.2
02/07/2017 09:00	7.3	30.31	78.2	7.6	75.92	78.6	8.7	30.30	78.8	8.9	30.29	78.1	8.9	30.49	78.2
02/07/2017 09:10	7.3	30.31	78.2	7.6	75.89	78.6	8.7	30.30	78.8	8.9	30.28	78.1	8.9	30.48	78.1
02/07/2017 09:20	7.3	30.39	78.3	7.6	76.00	78.7	8.7	30.33	78.8	8.9	30.33	78.2	8.9	30.51	78.2
02/07/2017 09:30	7.3	30.41	78.3	7.6	76.03	78.7	8.7	30.36	78.9	8.9	30.35	78.3	8.9	30.53	78.2
02/07/2017 09:40	7.3	30.44	78.3	7.6	76.09	78.7	8.7	30.38	78.9	8.9	30.39	78.3	8.9	30.56	78.3
02/07/2017 09:50	7.3	30.42	78.4	7.6	76.13	78.8	8.7	30.40	78.9	8.9	30.37	78.3	8.9	30.57	78.3
02/07/2017 10:00	7.3	30.47	78.4	7.6	76.15	78.8	8.7	30.41	78.9	8.9	30.41	78.3	8.9	30.58	78.3
02/07/2017 10:10	7.3	30.63	78.6	7.6	76.37	78.9	8.7	30.49	79.0	8.9	30.56	78.5	8.9	30.67	78.5
02/07/2017 10:20	7.3	30.78	78.8	7.6	76.68	79.0	8.7	30.62	79.2	8.9	30.71	78.8	8.9	30.79	78.5
02/07/2017 10:30	7.3	30.64	78.8	7.6	76.58	79.1	8.7	30.55	79.3	8.9	30.61	78.8	8.9	30.73	78.7
02/07/2017 10:40	7.3	30.69	78.7	7.6	76.56	79.0	8.7	30.54	79.2	8.9	30.64	78.7	8.9	30.74	78.6
02/07/2017 10:50	7.3	30.73	78.9	7.6	76.62	79.0	8.7	30.57	79.3	8.9	30.68	78.8	8.9	30.77	78.6
02/07/2017 11:00	7.3	30.75	78.8	7.6	76.64	79.1	8.7	30.58	79.2	8.9	30.69	78.8	8.9	30.77	78.7
02/07/2017 11:10	7.3	30.74	78.8	7.6	76.65	79.1	8.7	30.58	79.3	8.9	30.68	78.9	8.9	30.77	78.7
02/07/2017 11:20	7.3	30.74	78.8	7.6	76.66	79.1	8.7	30.59	79.3	8.9	30.68	78.9	8.9	30.77	78.7
02/07/2017 11:30	7.3	30.77	78.9	7.6	76.72	79.2	8.7	30.61	79.3	8.9	30.71	78.9	8.9	30.78	78.7
02/07/2017 11:40	7.3	30.82	79.0	7.6	76.75	79.2	8.7	30.65	79.4	8.9	30.75	79.0	8.9	30.82	78.8
02/07/2017 11:50	7.3	30.86	79.0	7.6	76.87	79.3	8.7	30.69	79.5	8.9	30.80	79.1	8.9	30.88	78.9
02/07/2017 12:00	7.3	30.97	79.2	7.6	77.08	79.4	8.7	30.76	79.6	8.9	30.90	79.1	8.9	30.94	79.0
02/07/2017 12:10	7.3	31.00	79.3	7.6	77.13	79.5	8.7	30.80	79.7	8.9	30.93	79.3	8.9	30.98	79.1
02/07/2017 12:20	7.3	30.99	79.3	7.6	77.17	79.5	8.7	30.80	79.7	8.9	30.93	79.3	8.9	30.98	79.1
02/07/2017 12:30	7.3	31.00	79.4	7.6	77.23	79.6	8.7	30.82	79.8	8.9	30.94	79.4	8.9	31.01	79.1
02/07/2017 12:40	7.3	31.05	79.4	7.6	77.33	79.6	8.7	30.87	79.9	8.9	30.99	79.4	8.9	31.04	79.2
02/07/2017 12:50	7.3	31.07	79.5	7.6	77.42	79.7	8.7	30.92	79.9	8.9	31.02	79.5	8.9	31.05	79.2
02/07/2017 13:00	7.3	31.10	79.5	7.6	77.50	79.7	8.7	30.93	79.9	8.9	31.05	79.5	8.9	31.09	79.3
02/07/2017 13:10	7.3	31.14	79.6	7.6	77.60	79.8	8.7	30.98	80.0	8.9	31.09	79.7	8.9	31.15	79.4
02/07/2017 13:20	7.3	31.18	79.7	7.6	77.72	79.9	8.7	31.02	80.1	8.9	31.13	79.8	8.9	31.19	79.5

Date/Time	GW7i F	GW7i T	GW7o	GW8i F	GW8i T	GW8o	GW9i F	GW9i T	GW9o	GW10i F	GW10i T	GW10o	GW11i F	GW11i T	GW11o
02/07/2017 13:30	7.3	31.21	79.8	7.6	77.80	80.0	8.7	31.05	80.2	8.9	31.17	79.8	8.9	31.21	79.5
02/07/2017 13:40	7.3	31.27	79.8	7.6	77.86	80.0	8.7	31.07	80.2	8.9	31.21	79.9	8.9	31.26	79.6
02/07/2017 13:50	7.3	31.32	79.9	7.6	78.00	80.1	8.7	31.14	80.3	8.9	31.27	80.0	8.9	31.32	79.7
02/07/2017 14:00	7.3	31.33	80.0	7.6	78.06	80.2	8.7	31.16	80.4	8.9	31.28	80.1	8.9	31.34	79.7
02/07/2017 14:10	7.3	31.33	80.0	7.6	78.09	80.3	8.7	31.18	80.5	8.9	31.29	80.1	8.9	31.36	79.8
02/07/2017 14:20	7.3	31.34	80.1	7.6	78.16	80.2	8.7	31.20	80.5	8.9	31.30	80.2	8.9	31.37	79.8
02/07/2017 14:30	7.3	31.33	80.0	7.6	78.18	80.2	8.7	31.21	80.5	8.9	31.30	80.2	8.9	31.37	79.9
02/07/2017 14:40	7.3	31.30	80.0	7.6	78.09	80.3	8.7	31.18	80.5	8.9	31.27	80.2	8.9	31.36	79.8
02/07/2017 14:50	7.3	31.31	80.1	7.6	78.11	80.2	8.7	31.19	80.5	8.9	31.27	80.1	8.9	31.37	79.9
02/07/2017 15:00	7.3	31.32	80.2	7.6	78.14	80.3	8.7	31.21	80.5	8.9	31.29	80.2	8.9	31.37	79.9
02/07/2017 15:10	7.3	31.31	80.1	7.6	78.16	80.3	8.7	31.21	80.6	8.9	31.28	80.2	8.9	31.37	79.9
02/07/2017 15:20	7.3	31.30	80.1	7.6	78.17	80.3	8.7	31.21	80.6	8.9	31.27	80.2	8.9	31.37	79.9
02/07/2017 15:30	7.3	31.17	80.1	7.6	77.90	80.3	8.7	31.10	80.5	8.9	31.15	80.1	8.9	31.26	79.9
02/07/2017 15:40	7.3	31.06	79.9	7.6	77.64	80.1	8.7	31.00	80.4	8.9	31.03	79.9	8.9	31.17	79.8
02/07/2017 15:50	7.3	30.92	79.8	7.6	77.34	79.9	8.7	30.88	80.2	8.9	30.90	79.8	8.9	31.04	79.6
02/07/2017 16:00	7.3	30.84	79.7	7.6	77.13	79.7	8.7	30.78	80.0	8.9	30.80	79.5	8.9	30.96	79.4
02/07/2017 16:10	7.3	30.68	79.4	7.6	76.78	79.6	8.7	30.65	79.9	8.9	30.66	79.3	8.9	30.84	79.2
02/07/2017 16:20	7.3	30.57	79.4	7.6	76.51	79.4	8.7	30.54	79.7	8.9	30.54	79.1	8.9	30.73	79.0
02/07/2017 16:30	7.3	30.46	79.2	7.6	76.28	79.3	8.7	30.45	79.5	8.9	30.44	78.9	8.9	30.63	78.9
02/07/2017 16:40	7.3	30.35	79.0	7.6	76.01	79.1	8.7	30.33	79.3	8.9	30.32	78.7	8.9	30.52	78.8
02/07/2017 16:50	7.3	30.20	78.8	7.6	75.71	78.9	8.7	30.20	79.1	8.9	30.18	78.4	8.9	30.38	78.6
02/07/2017 17:00	7.3	30.07	78.6	7.6	75.42	78.7	8.7	30.08	78.9	8.9	30.05	78.2	8.9	30.28	78.4
02/07/2017 17:10	7.3	29.91	78.4	7.6	75.09	78.5	8.7	29.93	78.6	8.9	29.90	77.9	8.9	30.14	78.2
02/07/2017 17:20	7.3	29.79	78.2	7.6	74.78	78.3	8.7	29.81	78.5	8.9	29.78	77.7	8.9	30.02	78.0
02/07/2017 17:30	7.3	29.67	78.1	7.6	74.51	78.1	8.7	29.70	78.3	8.9	29.66	77.5	8.9	29.91	77.8
02/07/2017 17:40	7.3	29.54	77.9	7.6	74.19	77.9	8.7	29.57	78.1	8.9	29.53	77.3	8.9	29.79	77.6
02/07/2017 17:50	7.3	29.41	77.8	7.6	73.89	77.7	8.7	29.45	77.9	8.9	29.39	77.0	8.9	29.66	77.4
02/07/2017 18:00	7.3	29.29	77.6	7.6	73.58	77.5	8.7	29.32	77.6	8.9	29.26	76.8	8.9	29.55	77.2
02/07/2017 18:10	7.3	29.18	77.4	7.6	73.31	77.2	8.7	29.21	77.4	8.9	29.15	76.5	8.9	29.43	77.0
02/07/2017 18:20	7.3	29.04	77.2	7.6	72.98	77.1	8.7	29.07	77.2	8.9	29.01	76.3	9.0	29.30	76.8
02/07/2017 18:30	7.3	28.98	77.0	7.6	72.79	76.9	8.7	28.99	77.0	8.9	28.95	76.1	9.0	29.23	76.6
02/07/2017 18:40	7.3	28.87	76.9	7.6	72.54	76.7	8.7	28.88	76.9	8.9	28.85	76.0	9.0	29.13	76.5
02/07/2017 18:50	7.3	28.79	76.7	7.7	72.31	76.5	8.7	28.79	76.7	8.9	28.76	75.8	9.0	29.03	76.3
02/07/2017 19:00	7.3	28.74	76.6	7.6	72.15	76.4	8.7	28.73	76.6	8.9	28.71	75.7	9.0	28.97	76.2
02/07/2017 19:10	7.3	28.62	76.5	7.6	71.92	76.2	8.7	28.62	76.4	8.9	28.60	75.5	9.0	28.87	76.0

Date/Time	GW7i F	GW7i T	GW7o	GW8i F	GW8i T	GW8o	GW9i F	GW9i T	GW9o	GW10i F	GW10i T	GW10o	GW11i F	GW11i T	GW11o
02/07/2017 19:20	7.3	28.50	76.3	7.7	71.62	76.0	8.7	28.50	76.2	8.9	28.46	75.3	9.0	28.75	75.8
02/07/2017 19:30	7.3	28.40	76.2	7.7	71.35	75.8	8.7	28.40	76.0	8.9	28.37	75.1	9.0	28.66	75.7
02/07/2017 19:40	7.3	28.30	76.0	7.7	71.09	75.6	8.7	28.30	75.7	8.9	28.26	74.9	9.0	28.55	75.5
02/07/2017 19:50	7.3	28.18	75.9	7.7	70.82	75.5	8.7	28.18	75.6	8.9	28.15	74.7	9.0	28.44	75.3
02/07/2017 20:00	7.3	28.09	75.7	7.7	70.57	75.3	8.7	28.09	75.4	8.9	28.06	74.5	9.0	28.33	75.1
02/07/2017 20:10	7.3	28.02	75.6	7.7	70.36	75.1	8.7	28.01	75.2	8.9	27.98	74.3	9.0	28.25	75.0
02/07/2017 20:20	7.3	27.96	75.4	7.7	70.23	75.0	8.7	27.95	75.1	8.9	27.91	74.2	9.0	28.19	74.9
02/07/2017 20:30	7.3	27.88	75.3	7.7	70.02	74.9	8.7	27.88	75.0	8.9	27.83	74.1	9.0	28.11	74.8
02/07/2017 20:40	7.3	27.80	75.2	7.7	69.83	74.7	8.7	27.80	74.8	9.0	27.75	73.9	9.0	28.04	74.6
02/07/2017 20:50	7.3	27.69	75.1	7.7	69.59	74.5	8.8	27.69	74.7	9.0	27.65	73.7	9.0	27.94	74.4
02/07/2017 21:00	7.3	27.63	75.0	7.7	69.42	74.4	8.8	27.63	74.6	9.0	27.59	73.5	9.0	27.87	74.3
02/07/2017 21:10	7.3	27.55	74.8	7.7	69.22	74.2	8.8	27.55	74.4	9.0	27.50	73.5	9.0	27.79	74.2
02/07/2017 21:20	7.3	27.49	74.7	7.7	69.06	74.1	8.8	27.48	74.3	9.0	27.44	73.3	9.0	27.73	74.1
02/07/2017 21:30	7.3	27.45	74.6	7.7	68.93	74.0	8.8	27.43	74.2	9.0	27.41	73.2	9.0	27.68	74.0
02/07/2017 21:40	7.3	27.40	74.5	7.7	68.80	73.9	8.8	27.39	74.0	9.0	27.35	73.1	9.0	27.63	73.8
02/07/2017 21:50	7.3	27.35	74.4	7.7	68.66	73.8	8.8	27.33	74.0	9.0	27.31	73.0	9.0	27.57	73.8
02/07/2017 22:00	7.3	27.29	74.4	7.7	68.54	73.7	8.8	27.26	73.8	9.0	27.24	73.0	9.0	27.52	73.7
02/07/2017 22:10	7.3	27.21	74.2	7.7	68.35	73.5	8.8	27.20	73.7	9.0	27.17	72.8	9.0	27.45	73.5
02/07/2017 22:20	7.3	27.14	74.1	7.7	68.16	73.4	8.8	27.11	73.6	9.0	27.09	72.6	9.0	27.38	73.4
02/07/2017 22:30	7.3	27.07	74.0	7.7	67.97	73.3	8.8	27.05	73.4	9.0	27.02	72.6	9.0	27.31	73.3
02/07/2017 22:40	7.3	26.98	73.9	7.7	67.79	73.1	8.8	26.97	73.3	9.0	26.94	72.4	9.0	27.22	73.1
02/07/2017 22:50	7.3	26.93	73.8	7.7	67.63	73.0	8.8	26.91	73.2	9.0	26.89	72.2	9.0	27.16	73.0
02/07/2017 23:00	7.3	26.87	73.6	7.7	67.47	72.9	8.8	26.84	73.0	9.0	26.82	72.1	9.0	27.09	72.9
02/07/2017 23:10	7.3	26.81	73.6	7.7	67.31	72.8	8.8	26.79	72.9	9.0	26.75	72.0	9.0	27.04	72.8
02/07/2017 23:20	7.3	26.77	73.5	7.7	67.19	72.7	8.8	26.73	72.8	9.0	26.71	71.9	9.0	27.00	72.7
02/07/2017 23:30	7.3	26.68	73.4	7.7	67.01	72.6	8.8	26.67	72.7	9.0	26.63	71.7	9.0	26.92	72.6
02/07/2017 23:40	7.3	26.63	73.2	7.7	66.86	72.5	8.8	26.60	72.5	9.0	26.58	71.6	9.0	26.87	72.4
02/07/2017 23:50	7.3	26.57	73.2	7.7	66.74	72.4	8.8	26.54	72.4	9.0	26.52	71.5	9.0	26.80	72.3
02/08/2017 00:00	7.3	26.52	73.1	7.7	66.59	72.2	8.8	26.50	72.3	9.0	26.47	71.4	9.0	26.75	72.2
02/08/2017 00:10	7.3	26.48	73.0	7.7	66.50	72.2	8.8	26.45	72.2	9.0	26.43	71.3	9.0	26.71	72.1
02/08/2017 00:20	7.3	26.45	72.9	7.7	66.42	72.1	8.8	26.42	72.1	9.0	26.39	71.2	9.0	26.67	72.0
02/08/2017 00:30	7.3	26.39	72.8	7.7	66.28	72.0	8.8	26.39	72.1	9.0	26.35	71.2	9.0	26.63	72.0
02/08/2017 00:40	7.3	26.34	72.8	7.7	66.16	71.9	8.8	26.32	71.9	9.0	26.31	71.1	9.0	26.59	71.9
02/08/2017 00:50	7.3	26.28	72.7	7.7	66.04	71.8	8.8	26.27	71.9	9.0	26.24	70.9	9.1	26.52	71.8
02/08/2017 01:00	7.3	26.22	72.6	7.7	65.86	71.7	8.8	26.19	71.7	9.0	26.17	70.8	9.1	26.46	71.6

Date/Time	GW7i F	GW7i T	GW7o	GW8i F	GW8i T	GW8o	GW9i F	GW9i T	GW9o	GW10i F	GW10i T	GW10o	GW11i F	GW11i T	GW11o
02/08/2017 01:10	7.3	26.14	72.4	7.7	65.71	71.5	8.8	26.12	71.5	9.0	26.09	70.6	9.1	26.40	71.5
02/08/2017 01:20	7.3	26.08	72.2	7.7	65.54	71.4	8.8	26.07	71.4	9.0	26.03	70.5	9.1	26.33	71.3
02/08/2017 01:30	7.3	26.03	72.3	7.7	65.42	71.3	8.8	26.01	71.3	9.0	25.98	70.4	9.1	26.27	71.3
02/08/2017 01:40	7.3	25.98	72.1	7.7	65.28	71.2	8.8	25.97	71.2	9.0	25.93	70.3	9.1	26.23	71.1
02/08/2017 01:50	7.3	25.94	72.0	7.7	65.15	71.1	8.8	25.91	71.1	9.0	25.89	70.2	9.1	26.18	71.0
02/08/2017 02:00	7.3	25.88	72.0	7.7	65.04	71.1	8.8	25.86	71.0	9.0	25.84	70.1	9.1	26.12	70.9
02/08/2017 02:10	7.3	25.82	71.9	7.7	64.91	70.9	8.8	25.82	70.9	9.0	25.79	70.0	9.1	26.09	70.8
02/08/2017 02:20	7.3	25.78	71.9	7.7	64.78	70.8	8.8	25.77	70.8	9.0	25.74	69.9	9.1	26.03	70.7
02/08/2017 02:30	7.3	25.72	71.7	7.7	64.69	70.7	8.8	25.72	70.7	9.0	25.68	69.8	9.1	25.98	70.6
02/08/2017 02:40	7.3	25.67	71.6	7.7	64.50	70.6	8.8	25.66	70.6	9.0	25.63	69.7	9.1	25.93	70.5
02/08/2017 02:50	7.3	25.62	71.5	7.7	64.38	70.5	8.8	25.61	70.4	9.0	25.58	69.5	9.1	25.87	70.5
02/08/2017 03:00	7.3	25.59	71.3	7.7	64.31	70.4	8.8	25.59	70.3	9.0	25.55	69.5	9.1	25.84	70.3
02/08/2017 03:10	7.3	25.56	71.4	7.7	64.19	70.4	8.8	25.55	70.3	9.0	25.51	69.4	9.1	25.81	70.2
02/08/2017 03:20	7.3	25.51	71.3	7.7	64.11	70.2	8.8	25.50	70.2	9.0	25.45	69.3	9.1	25.76	70.2
02/08/2017 03:30	7.3	25.49	71.2	7.7	64.03	70.2	8.8	25.46	70.1	9.0	25.45	69.2	9.1	25.73	70.1
02/08/2017 03:40	7.3	25.46	71.0	7.7	63.99	70.2	8.8	25.44	70.1	9.0	25.41	69.2	9.1	25.70	70.0
02/08/2017 03:50	7.3	25.41	70.9	7.7	63.84	70.1	8.8	25.39	70.0	9.0	25.35	69.1	9.1	25.66	69.9
02/08/2017 04:00	7.3	25.38	71.0	7.7	63.76	70.0	8.8	25.36	69.9	9.0	25.30	69.0	9.1	25.63	69.9
02/08/2017 04:10	7.3	25.34	70.8	7.7	63.66	69.9	8.8	25.30	69.8	9.0	25.25	68.8	9.1	25.57	69.8
02/08/2017 04:20	7.3	25.29	70.8	7.7	63.60	69.8	8.8	25.29	69.8	9.0	25.23	68.8	9.1	25.54	69.7
02/08/2017 04:30	7.3	25.23	70.6	7.7	63.43	69.8	8.8	25.21	69.6	9.0	25.16	68.7	9.1	25.48	69.6
02/08/2017 04:40	7.3	25.19	70.5	7.7	63.34	69.6	8.8	25.18	69.5	9.0	25.11	68.6	9.1	25.44	69.5
02/08/2017 04:50	7.3	25.14	70.5	7.7	63.20	69.6	8.8	25.14	69.4	9.0	25.07	68.6	9.1	25.41	69.4
02/08/2017 05:00	7.3	25.12	70.6	7.7	63.14	69.5	8.8	25.10	69.4	9.0	25.04	68.4	9.1	25.38	69.3
02/08/2017 05:10	7.3	25.04	70.3	7.7	62.96	69.3	8.8	25.02	69.2	9.0	24.98	68.4	9.1	25.30	69.2
02/08/2017 05:20	7.3	25.02	70.3	7.7	62.91	69.3	8.8	25.00	69.2	9.0	24.95	68.3	9.1	25.29	69.1
02/08/2017 05:30	7.3	24.96	70.1	7.7	62.73	69.1	8.8	24.93	69.0	9.0	24.89	68.2	9.1	25.23	69.0
02/08/2017 05:40	7.3	24.92	70.1	7.7	62.69	69.1	8.8	24.89	68.9	9.0	24.85	68.1	9.1	25.19	68.9
02/08/2017 05:50	7.3	24.91	70.1	7.7	62.60	69.0	8.8	24.87	68.9	9.0	24.82	68.0	9.1	25.15	68.9
02/08/2017 06:00	7.3	24.88	70.0	7.7	62.51	68.9	8.8	24.84	68.8	9.0	24.80	67.8	9.1	25.12	68.8
02/08/2017 06:10	7.3	24.83	69.9	7.7	62.40	69.0	8.8	24.80	68.6	9.0	24.74	67.8	9.1	25.07	68.7
02/08/2017 06:20	7.3	24.82	69.9	7.7	62.34	68.8	8.8	24.78	68.6	9.0	24.74	67.8	9.1	25.05	68.7
02/08/2017 06:30	7.3	24.81	69.9	7.7	62.30	68.8	8.8	24.76	68.5	9.0	24.72	67.7	9.1	25.02	68.6
02/08/2017 06:40	7.3	24.79	69.8	7.7	62.30	68.8	8.8	24.76	68.6	9.0	24.70	67.6	9.1	25.02	68.6
02/08/2017 06:50	7.3	24.79	69.8	7.7	62.29	68.8	8.8	24.75	68.6	9.0	24.71	67.7	9.1	25.02	68.5

Date/Time	GW7i F	GW7i T	GW7o	GW8i F	GW8i T	GW8o	GW9i F	GW9i T	GW9o	GW10i F	GW10i T	GW10o	GW11i F	GW11i T	GW11o
02/08/2017 07:00	7.3	24.73	69.7	7.7	62.17	68.7	8.8	24.70	68.4	9.0	24.66	67.6	9.1	24.99	68.5
02/08/2017 07:10	7.3	24.68	69.5	7.7	62.05	68.6	8.8	24.65	68.3	9.0	24.61	67.6	9.1	24.94	68.4
02/08/2017 07:20	7.3	24.65	69.6	7.8	61.96	68.5	8.8	24.61	68.3	9.0	24.57	67.5	9.1	24.89	68.3
02/08/2017 07:30	7.3	24.64	69.4	7.7	61.90	68.5	8.8	24.60	68.2	9.0	24.56	67.4	9.1	24.89	68.2
02/08/2017 07:40	7.3	24.61	69.4	7.7	61.87	68.4	8.8	24.58	68.2	9.0	24.54	67.4	9.1	24.86	68.2
02/08/2017 07:50	7.3	24.61	69.4	7.8	61.83	68.4	8.8	24.57	68.0	9.0	24.53	67.3	9.1	24.86	68.1
02/08/2017 08:00	7.3	24.57	69.3	7.7	61.76	68.4	8.8	24.55	68.1	9.0	24.51	67.3	9.1	24.82	68.1
02/08/2017 08:10	7.3	24.57	69.2	7.8	61.66	68.3	8.8	24.51	68.0	9.0	24.49	67.3	9.1	24.79	68.0
02/08/2017 08:20	7.3	24.58	69.3	7.8	61.69	68.3	8.8	24.53	68.0	9.0	24.51	67.2	9.1	24.80	68.0
02/08/2017 08:30	7.3	24.56	69.3	7.7	61.64	68.3	8.8	24.50	68.0	9.0	24.48	67.1	9.1	24.78	67.9
02/08/2017 08:40	7.3	24.55	69.1	7.7	61.63	68.2	8.8	24.50	67.9	9.0	24.46	67.1	9.1	24.76	67.9
02/08/2017 08:50	7.3	24.56	69.1	7.7	61.63	68.2	8.8	24.50	67.9	9.0	24.47	67.1	9.1	24.77	67.9
02/08/2017 09:00	7.3	24.49	69.1	7.7	61.53	68.1	8.8	24.45	67.8	9.0	24.41	67.0	9.1	24.73	67.8
02/08/2017 09:10	7.3	24.48	69.0	7.7	61.50	68.0	8.8	24.43	67.7	9.0	24.41	67.0	9.1	24.72	67.7
02/08/2017 09:20	7.3	24.47	68.9	7.8	61.46	68.0	8.8	24.42	67.7	9.0	24.39	66.9	9.1	24.70	67.7
02/08/2017 09:30	7.3	24.46	69.0	7.7	61.40	68.0	8.9	24.40	67.7	9.0	24.39	66.9	9.1	24.68	67.7
02/08/2017 09:40	7.3	24.44	68.9	7.8	61.34	67.9	8.9	24.38	67.6	9.0	24.36	66.8	9.1	24.66	67.6
02/08/2017 09:50	7.3	24.42	68.9	7.7	61.33	67.9	8.9	24.37	67.5	9.0	24.33	66.9	9.1	24.64	67.6
02/08/2017 10:00	7.3	24.41	68.7	7.7	61.31	67.8	8.8	24.36	67.5	9.0	24.32	66.9	9.1	24.63	67.6
02/08/2017 10:10	7.3	24.41	68.7	7.8	61.23	67.7	8.9	24.34	67.4	9.0	24.30	66.9	9.1	24.61	67.5
02/08/2017 10:20	7.3	24.36	68.6	7.8	61.16	67.7	8.9	24.30	67.4	9.0	24.29	66.8	9.1	24.58	67.4
02/08/2017 10:30	7.3	24.32	68.5	7.8	61.06	67.5	8.8	24.26	67.3	9.0	24.24	66.6	9.1	24.56	67.4
02/08/2017 10:40	7.3	24.38	68.6	7.7	61.14	67.6	8.9	24.30	67.3	9.0	24.29	66.6	9.1	24.57	67.3
02/08/2017 10:50	7.3	24.44	68.7	7.7	61.25	67.7	8.8	24.36	67.4	9.0	24.35	66.7	9.1	24.60	67.4
02/08/2017 11:00	7.3	24.45	68.6	7.8	61.27	67.7	8.8	24.36	67.3	9.0	24.36	66.7	9.1	24.63	67.4
02/08/2017 11:10	7.3	24.46	68.7	7.8	61.33	67.7	8.9	24.38	67.4	9.0	24.39	66.8	9.1	24.65	67.4
02/08/2017 11:20	7.3	24.49	68.6	7.7	61.36	67.7	8.9	24.41	67.4	9.0	24.42	66.8	9.1	24.69	67.5
02/08/2017 11:30	7.3	24.49	68.6	7.8	61.42	67.8	8.9	24.41	67.4	9.0	24.41	66.8	9.1	24.69	67.5
02/08/2017 11:40	7.3	24.45	68.6	7.8	61.40	67.7	8.8	24.41	67.4	9.0	24.41	66.8	9.1	24.69	67.5
02/08/2017 11:50	7.3	24.45	68.6	7.8	61.39	67.7	8.9	24.39	67.4	9.0	24.39	66.8	9.1	24.68	67.4
02/08/2017 12:00	7.3	24.45	68.5	7.7	61.35	67.7	8.9	24.39	67.4	9.0	24.39	66.7	9.1	24.68	67.4
02/08/2017 12:10	7.3	24.46	68.6	7.7	61.35	67.7	8.8	24.38	67.3	9.0	24.39	66.8	9.1	24.66	67.4
02/08/2017 12:20	7.3	24.44	68.6	7.8	61.33	67.7	8.9	24.37	67.3	9.0	24.37	66.7	9.1	24.64	67.3
02/08/2017 12:30	7.3	24.45	68.4	7.7	61.32	67.6	8.9	24.37	67.3	9.0	24.38	66.7	9.1	24.64	67.3
02/08/2017 12:40	7.3	24.39	68.4	7.8	61.25	67.6	8.9	24.34	67.2	9.0	24.32	66.7	9.1	24.60	67.3

Date/Time	GW7i F	GW7i T	GW7o	GW8i F	GW8i T	GW8o	GW9i F	GW9i T	GW9o	GW10i F	GW10i T	GW10o	GW11i F	GW11i T	GW11o
02/08/2017 12:50	7.3	24.33	68.3	7.8	61.13	67.5	8.9	24.29	67.2	9.0	24.27	66.5	9.1	24.57	67.2
02/08/2017 13:00	7.3	24.32	68.3	7.8	61.04	67.4	8.9	24.26	67.1	9.0	24.25	66.5	9.1	24.55	67.2
02/08/2017 13:10	7.3	24.26	68.2	7.8	60.97	67.3	8.9	24.22	67.0	9.0	24.19	66.4	9.1	24.51	67.0
02/08/2017 13:20	7.3	24.15	68.1	7.8	60.74	67.2	8.9	24.14	66.9	9.0	24.10	66.3	9.1	24.42	66.9
02/08/2017 13:30	7.3	24.05	67.9	7.8	60.48	67.0	8.9	24.03	66.7	9.0	23.98	66.1	9.2	24.31	66.8
02/08/2017 13:40	7.3	23.93	67.7	7.8	60.24	66.8	8.9	23.92	66.5	9.0	23.87	65.9	9.2	24.20	66.5
02/08/2017 13:50	7.3	23.85	67.6	7.8	59.99	66.7	8.9	23.83	66.3	9.0	23.78	65.7	9.2	24.11	66.4
02/08/2017 14:00	7.3	23.77	67.4	7.8	59.81	66.5	8.9	23.75	66.1	9.0	23.70	65.5	9.2	24.04	66.2
02/08/2017 14:10	7.3	23.72	67.4	7.8	59.65	66.4	8.9	23.69	66.0	9.0	23.65	65.4	9.2	23.98	66.1
02/08/2017 14:20	7.3	23.63	67.2	7.8	59.52	66.3	8.9	23.62	65.8	9.0	23.57	65.2	9.2	23.91	66.0
02/08/2017 14:30	7.3	23.50	67.0	7.8	59.24	66.1	8.9	23.52	65.6	9.0	23.46	65.0	9.2	23.80	65.8
02/08/2017 14:40	7.3	23.46	67.0	7.8	59.08	65.9	8.9	23.46	65.5	9.0	23.40	64.9	9.2	23.75	65.6
02/08/2017 14:50	7.3	23.39	66.7	7.8	58.94	65.9	8.9	23.39	65.4	9.0	23.33	64.8	9.2	23.67	65.5
02/08/2017 15:00	7.3	23.36	66.8	7.8	58.80	65.8	8.9	23.34	65.3	9.0	23.29	64.7	9.2	23.63	65.4
02/08/2017 15:10	7.3	23.27	66.5	7.8	58.61	65.6	8.9	23.27	65.2	9.0	23.21	64.5	9.2	23.55	65.2
02/08/2017 15:20	7.3	23.22	66.6	7.8	58.49	65.5	8.9	23.21	65.0	9.0	23.16	64.3	9.2	23.50	65.1
02/08/2017 15:30	7.3	23.14	66.4	7.8	58.28	65.4	8.9	23.14	64.9	9.0	23.09	64.2	9.2	23.43	65.0
02/08/2017 15:40	7.3	23.10	66.2	7.8	58.22	65.3	8.9	23.12	64.8	9.0	23.05	64.1	9.2	23.39	64.9
02/08/2017 15:50	7.3	23.09	66.2	7.8	58.13	65.2	8.9	23.09	64.7	9.0	23.05	63.9	9.2	23.37	64.8
02/08/2017 16:00	7.3	23.10	66.1	7.8	58.13	65.1	8.9	23.09	64.7	9.0	23.05	64.0	9.2	23.37	64.8
02/08/2017 16:10	7.3	23.11	66.2	7.8	58.13	65.1	8.9	23.08	64.7	9.0	23.05	64.1	9.2	23.37	64.7
02/08/2017 16:20	7.3	23.09	66.2	7.8	58.05	65.1	8.9	23.05	64.7	9.0	23.03	64.0	9.2	23.34	64.6
02/08/2017 16:30	7.3	23.02	66.1	7.8	57.94	65.0	8.9	23.00	64.6	9.0	22.94	63.9	9.2	23.27	64.5
02/08/2017 16:40	7.3	22.96	65.9	7.8	57.80	64.8	8.9	22.95	64.4	9.0	22.91	63.8	9.2	23.23	64.5
02/08/2017 16:50	7.3	22.92	65.8	7.8	57.71	64.8	8.9	22.89	64.3	9.0	22.86	63.8	9.2	23.19	64.4
02/08/2017 17:00	7.3	22.89	65.7	7.8	57.61	64.7	8.9	22.86	64.2	9.1	22.81	63.7	9.2	23.14	64.3
02/08/2017 17:10	7.3	22.85	65.8	7.8	57.53	64.7	8.9	22.83	64.1	9.0	22.77	63.5	9.2	23.12	64.2
02/08/2017 17:20	7.3	22.80	65.7	7.8	57.42	64.6	8.9	22.79	64.1	9.0	22.74	63.4	9.2	23.08	64.1
02/08/2017 17:30	7.3	22.75	65.6	7.8	57.29	64.5	8.9	22.73	64.0	9.1	22.68	63.2	9.2	23.02	64.0
02/08/2017 17:40	7.3	22.73	65.4	7.8	57.23	64.4	8.9	22.72	63.9	9.1	22.65	63.2	9.2	23.01	63.9
02/08/2017 17:50	7.3	22.73	65.5	7.8	57.18	64.3	8.9	22.69	63.8	9.0	22.65	63.2	9.2	22.98	63.8
02/08/2017 18:00	7.3	22.66	65.4	7.8	57.06	64.2	8.9	22.64	63.7	9.1	22.58	63.1	9.2	22.92	63.8
02/08/2017 18:10	7.3	22.61	65.2	7.8	56.92	64.1	8.9	22.59	63.6	9.1	22.55	62.9	9.2	22.89	63.7
02/08/2017 18:20	7.3	22.57	65.4	7.8	56.86	64.1	8.9	22.56	63.6	9.1	22.50	62.9	9.2	22.85	63.6
02/08/2017 18:30	7.3	22.56	65.2	7.8	56.80	64.0	8.9	22.53	63.5	9.1	22.49	62.8	9.2	22.82	63.5

Date/Time	GW7i F	GW7i T	GW7o	GW8i F	GW8i T	GW8o	GW9i F	GW9i T	GW9o	GW10i F	GW10i T	GW10o	GW11i F	GW11i T	GW11o
02/08/2017 18:40	7.3	22.55	65.1	7.8	56.73	64.0	8.9	22.51	63.4	9.1	22.47	62.7	9.2	22.80	63.5
02/08/2017 18:50	7.3	22.50	65.0	7.8	56.66	63.9	8.9	22.48	63.3	9.1	22.42	62.6	9.2	22.77	63.4
02/08/2017 19:00	7.3	22.47	65.0	7.8	56.60	63.9	8.9	22.45	63.3	9.0	22.40	62.6	9.2	22.73	63.3
02/08/2017 19:10	7.3	22.42	64.8	7.8	56.49	63.7	8.9	22.40	63.2	9.1	22.36	62.4	9.2	22.70	63.2
02/08/2017 19:20	7.3	22.35	64.7	7.8	56.32	63.6	8.9	22.34	63.1	9.1	22.30	62.5	9.2	22.63	63.1
02/08/2017 19:30	7.3	22.34	64.6	7.9	56.23	63.5	8.9	22.32	63.0	9.1	22.28	62.3	9.2	22.60	63.0
02/08/2017 19:40	7.3	22.29	64.5	7.8	56.15	63.5	8.9	22.27	62.9	9.1	22.22	62.3	9.2	22.57	63.0
02/08/2017 19:50	7.3	22.24	64.5	7.9	56.03	63.4	8.9	22.23	62.8	9.1	22.18	62.2	9.2	22.52	62.8
02/08/2017 20:00	7.3	22.17	64.5	7.9	55.89	63.2	8.9	22.17	62.7	9.1	22.10	62.1	9.2	22.46	62.8
02/08/2017 20:10	7.3	22.14	64.3	7.9	55.76	63.1	8.9	22.11	62.5	9.1	22.07	62.0	9.2	22.41	62.6
02/08/2017 20:20	7.3	22.07	64.0	7.9	55.63	63.0	8.9	22.06	62.4	9.1	22.01	61.8	9.2	22.36	62.5
02/08/2017 20:30	7.3	21.98	63.9	7.9	55.45	62.9	9.0	21.98	62.2	9.1	21.91	61.7	9.2	22.28	62.4
02/08/2017 20:40	7.3	21.89	63.9	7.9	55.18	62.8	9.0	21.89	62.1	9.1	21.82	61.4	9.2	22.19	62.2
02/08/2017 20:50	7.3	21.84	63.7	7.9	55.05	62.7	9.0	21.84	62.0	9.1	21.77	61.3	9.3	22.13	62.1
02/08/2017 21:00	7.3	21.77	63.8	7.9	54.92	62.4	9.0	21.77	61.8	9.1	21.72	61.2	9.3	22.07	62.0
02/08/2017 21:10	7.3	21.68	63.5	7.9	54.76	62.3	9.0	21.70	61.7	9.1	21.64	61.1	9.3	22.00	61.9
02/08/2017 21:20	7.3	21.66	63.4	7.9	54.62	62.2	9.0	21.65	61.5	9.1	21.60	60.9	9.3	21.96	61.7
02/08/2017 21:30	7.3	21.64	63.4	7.9	54.52	62.1	9.0	21.63	61.5	9.1	21.57	60.9	9.3	21.93	61.6
02/08/2017 21:40	7.3	21.62	63.3	7.9	54.44	62.0	9.0	21.59	61.5	9.1	21.55	60.9	9.3	21.89	61.5
02/08/2017 21:50	7.3	21.60	63.1	7.9	54.39	61.9	9.0	21.57	61.3	9.1	21.52	60.8	9.3	21.86	61.5
02/08/2017 22:00	7.3	21.57	63.2	7.9	54.33	61.9	9.0	21.55	61.3	9.1	21.50	60.8	9.3	21.85	61.4
02/08/2017 22:10	7.3	21.56	63.1	7.9	54.28	61.9	9.0	21.53	61.2	9.1	21.49	60.7	9.3	21.82	61.3
02/08/2017 22:20	7.3	21.52	63.1	7.9	54.22	61.9	9.0	21.51	61.2	9.1	21.45	60.7	9.3	21.79	61.3
02/08/2017 22:30	7.3	21.49	63.0	7.9	54.13	61.7	9.0	21.46	61.1	9.1	21.42	60.6	9.3	21.76	61.2
02/08/2017 22:40	7.3	21.41	62.8	7.9	53.98	61.7	9.0	21.41	61.0	9.1	21.34	60.4	9.3	21.71	61.2
02/08/2017 22:50	7.3	21.38	62.7	7.9	53.90	61.5	9.0	21.37	60.9	9.1	21.30	60.3	9.3	21.66	61.1
02/08/2017 23:00	7.3	21.34	62.9	7.9	53.80	61.5	9.0	21.32	60.8	9.1	21.25	60.3	9.3	21.63	61.0
02/08/2017 23:10	7.3	21.26	62.5	7.9	53.63	61.4	9.0	21.26	60.6	9.1	21.18	60.2	9.3	21.56	60.9
02/08/2017 23:20	7.3	21.19	62.4	7.9	53.47	61.2	9.0	21.19	60.5	9.1	21.10	60.1	9.3	21.50	60.7
02/08/2017 23:30	7.3	21.13	62.4	7.9	53.33	61.1	9.0	21.13	60.4	9.1	21.05	59.9	9.3	21.43	60.6
02/08/2017 23:40	7.3	21.11	62.4	7.9	53.23	61.1	9.0	21.10	60.3	9.1	21.02	59.8	9.3	21.41	60.5
02/08/2017 23:50	7.3	21.06	62.1	7.9	53.13	61.0	9.0	21.05	60.1	9.1	20.97	59.7	9.3	21.36	60.4
02/09/2017 00:00	7.3	21.02	62.0	7.9	53.02	60.8	9.0	21.00	60.1	9.1	20.93	59.6	9.3	21.31	60.3
02/09/2017 00:10	7.3	20.99	62.0	7.9	52.95	60.7	9.0	20.97	60.0	9.1	20.91	59.5	9.3	21.29	60.3
02/09/2017 00:20	7.3	20.96	61.8	7.9	52.85	60.7	9.0	20.93	60.0	9.1	20.86	59.4	9.3	21.25	60.2

Date/Time	GW7i F	GW7i T	GW7o	GW8i F	GW8i T	GW8o	GW9i F	GW9i T	GW9o	GW10i F	GW10i T	GW10o	GW11i F	GW11i T	GW11o
02/09/2017 00:30	7.3	20.89	61.8	7.9	52.71	60.6	9.0	20.86	59.8	9.1	20.80	59.3	9.3	21.19	60.1
02/09/2017 00:40	7.3	20.85	61.5	7.9	52.58	60.3	9.0	20.83	59.7	9.1	20.77	59.2	9.3	21.14	59.9
02/09/2017 00:50	7.4	20.77	61.4	7.9	52.44	60.4	9.0	20.76	59.6	9.1	20.68	59.1	9.3	21.08	59.8
02/09/2017 01:00	7.4	20.73	61.5	7.9	52.33	60.4	9.0	20.72	59.5	9.1	20.65	58.9	9.3	21.03	59.6
02/09/2017 01:10	7.4	20.72	61.5	7.9	52.23	60.2	9.0	20.69	59.3	9.1	20.61	58.9	9.3	21.01	59.5
02/09/2017 01:20	7.4	20.71	61.5	7.9	52.23	60.2	9.0	20.66	59.3	9.1	20.61	58.8	9.3	21.00	59.4
02/09/2017 01:30	7.4	20.70	61.3	7.9	52.22	60.1	9.0	20.66	59.3	9.1	20.61	58.8	9.3	20.98	59.5
02/09/2017 01:40	7.3	20.69	61.3	7.9	52.16	60.0	9.0	20.65	59.3	9.1	20.58	58.9	9.3	20.97	59.5
02/09/2017 01:50	7.4	20.66	61.2	7.9	52.11	59.9	9.0	20.61	59.2	9.1	20.57	58.8	9.3	20.93	59.4
02/09/2017 02:00	7.4	20.61	61.2	7.9	51.99	60.0	9.0	20.59	59.1	9.1	20.52	58.8	9.3	20.90	59.3
02/09/2017 02:10	7.4	20.59	60.9	7.9	51.93	59.9	9.0	20.57	59.1	9.1	20.48	58.6	9.3	20.89	59.3
02/09/2017 02:20	7.4	20.54	60.9	7.9	51.83	59.8	9.0	20.52	59.0	9.1	20.43	58.4	9.3	20.84	59.2
02/09/2017 02:30	7.4	20.50	60.8	7.9	51.77	59.8	9.0	20.48	58.9	9.1	20.40	58.3	9.3	20.81	59.1
02/09/2017 02:40	7.4	20.46	60.9	7.9	51.63	59.6	9.0	20.45	58.8	9.1	20.37	58.3	9.3	20.77	59.0
02/09/2017 02:50	7.4	20.44	60.9	7.9	51.54	59.5	9.0	20.41	58.7	9.1	20.33	58.2	9.3	20.74	59.0
02/09/2017 03:00	7.4	20.41	60.8	7.9	51.48	59.0	9.0	20.36	58.6	9.1	20.29	58.1	9.3	20.69	58.8
02/09/2017 03:10	7.4	20.41	60.7	7.9	51.46	59.3	9.0	20.36	58.5	9.1	20.30	58.1	9.3	20.69	58.6
02/09/2017 03:20	7.4	20.39	60.6	7.9	51.41	59.2	9.0	20.33	58.5	9.1	20.29	58.0	9.3	20.66	58.7
02/09/2017 03:30	7.4	20.37	60.6	7.9	51.33	59.2	9.0	20.33	58.5	9.1	20.25	58.0	9.3	20.64	58.6
02/09/2017 03:40	7.4	20.37	60.4	7.9	51.32	59.0	9.0	20.31	58.4	9.1	20.25	58.0	9.3	20.62	58.6
02/09/2017 03:50	7.4	20.33	60.4	7.9	51.26	58.7	9.0	20.28	58.5	9.1	20.22	58.0	9.3	20.61	58.6
02/09/2017 04:00	7.4	20.29	60.3	7.9	51.18	59.0	9.0	20.24	58.3	9.1	20.18	57.9	9.3	20.57	58.5
02/09/2017 04:10	7.4	20.26	60.2	7.9	51.08	58.9	9.0	20.21	58.2	9.1	20.14	57.8	9.3	20.53	58.5
02/09/2017 04:20	7.4	20.25	60.2	7.9	51.02	58.9	9.0	20.21	58.1	9.1	20.13	57.8	9.3	20.53	58.4
02/09/2017 04:30	7.4	20.25	60.2	7.9	51.02	58.8	9.0	20.21	58.2	9.1	20.13	57.7	9.3	20.52	58.4
02/09/2017 04:40	7.4	20.25	60.2	7.9	51.01	58.9	9.0	20.18	58.1	9.1	20.13	57.7	9.3	20.49	58.3
02/09/2017 04:50	7.4	20.23	60.3	7.9	51.01	58.8	9.0	20.18	58.1	9.1	20.12	57.7	9.3	20.49	58.3
02/09/2017 05:00	7.4	20.21	60.1	7.9	50.94	58.8	9.0	20.17	58.1	9.1	20.12	57.6	9.3	20.49	58.2
02/09/2017 05:10	7.4	20.22	60.2	7.9	50.94	59.2	9.0	20.17	58.0	9.1	20.12	57.7	9.3	20.49	58.2
02/09/2017 05:20	7.4	20.21	60.2	7.9	50.93	58.6	9.0	20.17	58.0	9.1	20.11	57.6	9.3	20.49	58.1
02/09/2017 05:30	7.4	20.21	60.0	7.9	50.92	58.5	9.0	20.17	58.0	9.1	20.09	57.6	9.3	20.47	58.2
02/09/2017 05:40	7.4	20.21	59.9	7.9	50.91	58.7	9.0	20.13	58.0	9.1	20.09	57.5	9.3	20.45	58.2
02/09/2017 05:50	7.4	20.18	59.9	7.9	50.84	58.7	9.0	20.11	58.0	9.1	20.06	57.4	9.3	20.42	58.1
02/09/2017 06:00	7.4	20.16	60.0	7.9	50.77	58.6	9.0	20.09	57.8	9.1	20.04	57.5	9.3	20.41	58.1
02/09/2017 06:10	7.4	20.13	59.8	7.9	50.73	58.1	9.0	20.07	57.7	9.1	20.01	57.3	9.3	20.39	58.0

Date/Time	GW7i F	GW7i T	GW7o	GW8i F	GW8i T	GW8o	GW9i F	GW9i T	GW9o	GW10i F	GW10i T	GW10o	GW11i F	GW11i T	GW11o
02/09/2017 06:20	7.4	20.10	59.8	8.0	50.63	58.2	9.0	20.05	57.6	9.1	19.99	57.3	9.4	20.35	58.0
02/09/2017 06:30	7.4	20.07	59.9	8.0	50.59	58.5	9.0	20.03	57.6	9.1	19.97	57.3	9.4	20.33	58.0
02/09/2017 06:40	7.4	20.06	59.7	7.9	50.55	58.5	9.0	20.02	57.6	9.1	19.95	57.2	9.3	20.33	57.8
02/09/2017 06:50	7.4	20.05	59.6	8.0	50.52	58.4	9.0	20.00	57.6	9.1	19.93	57.2	9.4	20.32	57.8
02/09/2017 07:00	7.4	20.04	59.7	8.0	50.50	58.3	9.0	19.97	57.5	9.1	19.92	57.1	9.4	20.29	57.8
02/09/2017 07:10	7.4	20.01	59.6	8.0	50.42	58.2	9.0	19.93	57.4	9.1	19.89	57.0	9.4	20.25	57.7
02/09/2017 07:20	7.4	19.99	59.5	8.0	50.34	58.0	9.0	19.93	57.4	9.1	19.87	57.0	9.4	20.24	57.7
02/09/2017 07:30	7.4	19.93	59.5	8.0	50.26	58.1	9.0	19.89	57.3	9.1	19.84	57.0	9.4	20.21	57.6
02/09/2017 07:40	7.4	19.91	59.5	8.0	50.18	57.7	9.1	19.85	57.3	9.1	19.82	56.9	9.4	20.18	57.4
02/09/2017 07:50	7.4	19.90	59.4	8.0	50.13	57.8	9.1	19.83	57.2	9.1	19.80	56.8	9.4	20.14	57.3
02/09/2017 08:00	7.4	19.93	59.2	8.0	50.15	57.9	9.0	19.85	57.2	9.1	19.85	56.8	9.4	20.16	57.4
02/09/2017 08:10	7.4	19.96	59.4	8.0	50.19	57.8	9.0	19.86	57.1	9.1	19.85	56.8	9.4	20.17	57.4
02/09/2017 08:20	7.4	19.95	59.3	8.0	50.22	58.0	9.1	19.86	57.1	9.1	19.85	56.8	9.4	20.18	57.4
02/09/2017 08:30	7.4	19.98	59.2	8.0	50.22	58.0	9.0	19.88	57.1	9.1	19.87	56.8	9.4	20.20	57.3
02/09/2017 08:40	7.4	20.00	59.3	8.0	50.25	57.9	9.0	19.89	57.1	9.1	19.89	56.8	9.4	20.21	57.3
02/09/2017 08:50	7.4	20.02	59.1	8.0	50.31	58.0	9.0	19.92	57.2	9.1	19.91	56.9	9.4	20.22	57.4
02/09/2017 09:00	7.4	20.05	59.3	8.0	50.34	57.4	9.0	19.93	57.2	9.1	19.93	56.9	9.4	20.24	57.4
02/09/2017 09:10	7.4	20.07	59.3	8.0	50.43	58.0	9.0	19.96	57.2	9.1	19.98	56.9	9.4	20.27	57.4
02/09/2017 09:20	7.4	20.12	59.4	8.0	50.51	58.2	9.0	20.00	57.4	9.1	20.01	57.0	9.3	20.30	57.5
02/09/2017 09:30	7.4	20.18	59.3	8.0	50.60	58.0	9.0	20.05	57.4	9.1	20.05	57.1	9.3	20.34	57.6
02/09/2017 09:40	7.4	20.22	59.3	8.0	50.73	58.3	9.0	20.09	57.5	9.1	20.10	57.1	9.3	20.39	57.5
02/09/2017 09:50	7.4	20.27	59.3	8.0	50.92	58.4	9.0	20.17	57.6	9.1	20.14	57.3	9.3	20.46	57.7
02/09/2017 10:00	7.4	20.33	59.5	7.9	51.02	58.3	9.0	20.22	57.7	9.1	20.20	57.4	9.3	20.51	57.8
02/09/2017 10:10	7.4	20.38	59.6	7.9	51.13	58.4	9.0	20.25	57.8	9.1	20.24	57.4	9.3	20.54	57.9
02/09/2017 10:20	7.4	20.45	59.7	7.9	51.27	58.6	9.0	20.32	57.9	9.1	20.31	57.5	9.3	20.61	58.0
02/09/2017 10:30	7.4	20.52	59.8	7.9	51.42	58.8	9.0	20.37	58.0	9.1	20.39	57.6	9.3	20.67	58.0
02/09/2017 10:40	7.3	20.60	59.8	7.9	51.57	58.9	9.0	20.44	58.1	9.1	20.46	57.6	9.3	20.74	58.1
02/09/2017 10:50	7.4	20.69	60.0	7.9	51.82	59.1	9.0	20.54	58.2	9.1	20.56	57.8	9.3	20.82	58.3
02/09/2017 11:00	7.3	20.77	60.1	7.9	51.97	59.2	9.0	20.60	58.4	9.1	20.63	58.0	9.3	20.88	58.3
02/09/2017 11:10	7.3	20.86	60.2	7.9	52.13	59.3	9.0	20.67	58.5	9.1	20.72	58.2	9.3	20.95	58.5
02/09/2017 11:20	7.3	20.90	60.2	7.9	52.31	59.5	9.0	20.73	58.6	9.1	20.77	58.3	9.3	21.01	58.6
02/09/2017 11:30	7.3	20.97	60.4	7.9	52.43	59.5	9.0	20.79	58.7	9.1	20.84	58.4	9.3	21.08	58.7
02/09/2017 11:40	7.3	21.00	60.6	7.9	52.58	59.6	9.0	20.87	58.9	9.1	20.89	58.6	9.3	21.14	58.9
02/09/2017 11:50	7.3	21.08	60.5	7.9	52.73	59.7	9.0	20.93	58.9	9.1	20.95	58.6	9.3	21.18	59.0
02/09/2017 12:00	7.3	21.15	60.7	7.9	52.92	59.8	9.0	21.00	59.0	9.1	21.02	58.7	9.3	21.27	59.0

Date/Time	GW7i F	GW7i T	GW7o	GW8i F	GW8i T	GW8o	GW9i F	GW9i T	GW9o	GW10i F	GW10i T	GW10o	GW11i F	GW11i T	GW11o
02/09/2017 12:10	7.3	21.17	60.7	7.9	53.03	60.0	9.0	21.05	59.2	9.1	21.05	58.8	9.3	21.31	59.2
02/09/2017 12:20	7.3	21.25	60.7	7.9	53.17	60.1	9.0	21.11	59.2	9.1	21.10	58.9	9.3	21.36	59.3
02/09/2017 12:30	7.3	21.31	60.8	7.9	53.30	60.2	9.0	21.16	59.3	9.1	21.18	59.1	9.3	21.41	59.4
02/09/2017 12:40	7.3	21.38	61.0	7.9	53.47	60.3	9.0	21.24	59.6	9.1	21.26	59.1	9.3	21.48	59.5
02/09/2017 12:50	7.3	21.46	61.1	7.9	53.61	60.4	9.0	21.30	59.7	9.1	21.33	59.3	9.3	21.55	59.6
02/09/2017 13:00	7.3	21.56	61.0	7.9	53.82	60.5	9.0	21.37	59.8	9.1	21.43	59.4	9.3	21.62	59.7
02/09/2017 13:10	7.3	21.68	61.2	7.9	54.02	60.6	9.0	21.46	59.9	9.1	21.56	59.6	9.3	21.70	59.8
02/09/2017 13:20	7.3	21.84	61.4	7.9	54.36	60.9	9.0	21.62	60.1	9.1	21.71	59.9	9.3	21.84	60.0
02/09/2017 13:30	7.3	21.90	61.7	7.9	54.58	61.1	9.0	21.68	60.3	9.1	21.79	60.1	9.3	21.92	60.2
02/09/2017 13:40	7.3	21.96	61.7	7.9	54.74	61.1	9.0	21.75	60.4	9.1	21.84	60.2	9.3	22.00	60.4
02/09/2017 13:50	7.3	22.09	61.8	7.9	54.98	61.2	9.0	21.86	60.6	9.1	21.96	60.4	9.2	22.09	60.5
02/09/2017 14:00	7.3	22.26	62.0	7.9	55.39	61.6	9.0	22.04	60.8	9.1	22.14	60.7	9.2	22.25	60.7
02/09/2017 14:10	7.3	22.23	62.1	7.9	55.47	61.6	9.0	22.05	61.0	9.1	22.12	60.9	9.2	22.29	60.9
02/09/2017 14:20	7.3	22.26	62.2	7.8	55.57	61.7	8.9	22.11	61.1	9.1	22.15	60.8	9.2	22.35	60.9
02/09/2017 14:30	7.3	22.22	62.1	7.8	55.59	61.7	8.9	22.10	61.2	9.1	22.12	60.8	9.2	22.34	61.0
02/09/2017 14:40	7.3	22.26	62.2	7.8	55.73	61.8	8.9	22.15	61.2	9.1	22.16	60.8	9.2	22.40	61.0
02/09/2017 14:50	7.3	22.26	62.2	7.8	55.77	61.9	8.9	22.16	61.3	9.1	22.14	60.9	9.2	22.40	61.1
02/09/2017 15:00	7.3	22.27	62.2	7.8	55.75	61.9	8.9	22.16	61.3	9.1	22.15	60.9	9.2	22.40	61.1
02/09/2017 15:10	7.3	22.28	62.3	7.8	55.80	61.9	8.9	22.19	61.3	9.1	22.17	60.9	9.2	22.42	61.1
02/09/2017 15:20	7.3	22.30	62.3	7.8	55.89	62.0	8.9	22.22	61.4	9.1	22.19	61.0	9.2	22.45	61.2
02/09/2017 15:30	7.3	22.29	62.3	7.8	55.84	62.0	8.9	22.19	61.4	9.1	22.18	61.0	9.2	22.43	61.2
02/09/2017 15:40	7.3	22.30	62.3	7.8	55.93	62.0	8.9	22.22	61.4	9.1	22.20	61.0	9.2	22.46	61.2
02/09/2017 15:50	7.3	22.29	62.3	7.8	55.89	62.0	8.9	22.21	61.4	9.1	22.19	61.0	9.2	22.45	61.2
02/09/2017 16:00	7.3	22.30	62.3	7.8	55.90	62.1	8.9	22.21	61.5	9.1	22.19	61.0	9.2	22.45	61.3
02/09/2017 16:10	7.3	22.31	62.3	7.8	55.96	62.0	8.9	22.24	61.5	9.1	22.22	61.0	9.2	22.48	61.3
02/09/2017 16:20	7.3	22.32	62.4	7.8	55.95	62.1	8.9	22.25	61.5	9.1	22.23	61.0	9.2	22.49	61.3
02/09/2017 16:30	7.3	22.34	62.4	7.8	56.02	62.1	8.9	22.27	61.5	9.1	22.25	61.1	9.2	22.51	61.3
02/09/2017 16:40	7.3	22.36	62.4	7.8	56.05	62.1	8.9	22.29	61.5	9.1	22.27	61.1	9.2	22.53	61.4
02/09/2017 16:50	7.3	22.44	62.6	7.8	56.18	62.1	8.9	22.36	61.6	9.1	22.34	61.2	9.2	22.58	61.4
02/09/2017 17:00	7.3	22.42	62.6	7.8	56.23	62.3	8.9	22.38	61.7	9.1	22.33	61.3	9.2	22.58	61.4
02/09/2017 17:10	7.3	22.41	62.6	7.8	56.23	62.3	8.9	22.38	61.8	9.1	22.31	61.3	9.2	22.57	61.5
02/09/2017 17:20	7.3	22.37	62.4	7.8	56.20	62.2	8.9	22.34	61.6	9.1	22.29	61.3	9.2	22.57	61.4
02/09/2017 17:30	7.3	22.32	62.5	7.8	56.13	62.2	8.9	22.32	61.7	9.1	22.23	61.2	9.2	22.54	61.4
02/09/2017 17:40	7.3	22.27	62.3	7.8	56.02	62.1	8.9	22.26	61.6	9.1	22.18	61.1	9.2	22.50	61.4
02/09/2017 17:50	7.3	22.24	62.3	7.8	55.94	62.1	8.9	22.21	61.5	9.1	22.14	61.0	9.2	22.48	61.3

Date/Time	GW7i F	GW7i T	GW7o	GW8i F	GW8i T	GW8o	GW9i F	GW9i T	GW9o	GW10i F	GW10i T	GW10o	GW11i F	GW11i T	GW11o
02/09/2017 18:00	7.3	22.21	62.3	7.8	55.90	62.0	8.9	22.20	61.5	9.1	22.13	60.9	9.2	22.45	61.2
02/09/2017 18:10	7.3	22.18	62.4	7.8	55.83	62.0	8.9	22.16	61.3	9.1	22.10	60.9	9.2	22.44	61.2
02/09/2017 18:20	7.3	22.17	62.3	7.8	55.78	61.9	8.9	22.14	61.4	9.1	22.07	60.8	9.2	22.41	61.2
02/09/2017 18:30	7.3	22.16	62.1	7.9	55.73	61.9	8.9	22.13	61.3	9.1	22.05	60.8	9.2	22.39	61.2
02/09/2017 18:40	7.3	22.16	62.0	7.8	55.73	61.9	8.9	22.10	61.3	9.1	22.05	60.8	9.2	22.37	61.1
02/09/2017 18:50	7.3	22.13	62.1	7.8	55.66	61.9	8.9	22.09	61.3	9.1	22.05	60.8	9.2	22.37	61.1
02/09/2017 19:00	7.3	22.12	62.2	7.8	55.62	61.8	9.0	22.07	61.2	9.1	22.01	60.8	9.2	22.34	61.1
02/09/2017 19:10	7.3	22.07	62.1	7.8	55.54	61.8	8.9	22.04	61.3	9.1	21.99	60.7	9.2	22.32	61.0
02/09/2017 19:20	7.3	22.05	61.9	7.9	55.51	61.7	8.9	22.01	61.1	9.1	21.96	60.6	9.2	22.30	61.0
02/09/2017 19:30	7.3	22.04	61.8	7.9	55.42	61.7	8.9	22.00	61.1	9.1	21.93	60.6	9.2	22.27	60.9
02/09/2017 19:40	7.3	21.99	61.9	7.9	55.33	61.6	9.0	21.95	61.0	9.1	21.90	60.5	9.2	22.22	60.8
02/09/2017 19:50	7.3	21.97	61.8	7.9	55.30	61.6	9.0	21.93	60.9	9.1	21.89	60.5	9.2	22.21	60.8
02/09/2017 20:00	7.3	21.97	61.9	7.9	55.23	61.6	8.9	21.93	60.9	9.1	21.88	60.5	9.2	22.21	60.7
02/09/2017 20:10	7.3	21.97	62.0	7.9	55.23	61.6	8.9	21.93	60.9	9.1	21.87	60.4	9.2	22.21	60.7
02/09/2017 20:20	7.3	21.95	61.8	7.9	55.22	61.5	9.0	21.93	60.9	9.1	21.85	60.4	9.2	22.20	60.8
02/09/2017 20:30	7.3	21.93	61.9	7.9	55.16	61.5	9.0	21.89	60.9	9.1	21.85	60.4	9.2	22.17	60.7
02/09/2017 20:40	7.3	21.93	61.8	7.9	55.16	61.5	8.9	21.89	60.9	9.1	21.83	60.4	9.2	22.16	60.7
02/09/2017 20:50	7.3	21.91	61.8	7.9	55.13	61.4	8.9	21.87	60.8	9.1	21.82	60.3	9.2	22.14	60.7
02/09/2017 21:00	7.3	21.87	61.8	7.9	55.07	61.3	9.0	21.85	60.7	9.1	21.79	60.3	9.2	22.13	60.6
02/09/2017 21:10	7.3	21.85	61.7	7.9	55.02	61.3	9.0	21.82	60.7	9.1	21.77	60.3	9.3	22.10	60.6
02/09/2017 21:20	7.3	21.82	61.7	7.9	54.95	61.2	9.0	21.81	60.6	9.1	21.73	60.2	9.2	22.08	60.6
02/09/2017 21:30	7.3	21.79	61.6	7.9	54.92	61.3	8.9	21.77	60.6	9.1	21.72	60.1	9.2	22.05	60.5
02/09/2017 21:40	7.3	21.77	61.5	7.9	54.88	61.2	9.0	21.77	60.6	9.1	21.69	60.1	9.2	22.05	60.5
02/09/2017 21:50	7.3	21.77	61.6	7.9	54.83	61.1	9.0	21.75	60.5	9.1	21.68	60.1	9.2	22.02	60.4
02/09/2017 22:00	7.3	21.74	61.6	7.9	54.79	61.1	9.0	21.73	60.5	9.1	21.66	60.0	9.3	22.01	60.4
02/09/2017 22:10	7.3	21.68	61.5	7.9	54.67	61.0	9.0	21.69	60.5	9.1	21.61	59.9	9.3	21.97	60.3
02/09/2017 22:20	7.3	21.65	61.4	7.9	54.63	61.0	9.0	21.65	60.4	9.1	21.59	59.9	9.3	21.94	60.2
02/09/2017 22:30	7.3	21.65	61.3	7.9	54.55	61.0	9.0	21.65	60.3	9.1	21.57	59.8	9.3	21.93	60.2
02/09/2017 22:40	7.3	21.62	61.3	7.9	54.51	60.9	9.0	21.62	60.2	9.1	21.54	59.7	9.3	21.89	60.2
02/09/2017 22:50	7.3	21.60	61.3	7.9	54.44	60.9	9.0	21.60	60.2	9.1	21.52	59.7	9.3	21.89	60.1
02/09/2017 23:00	7.3	21.58	61.2	7.9	54.42	60.9	9.0	21.57	60.2	9.1	21.49	59.7	9.3	21.85	60.1
02/09/2017 23:10	7.3	21.57	61.1	7.9	54.34	60.7	9.0	21.57	60.2	9.1	21.49	59.7	9.3	21.85	60.1
02/09/2017 23:20	7.3	21.53	61.2	7.9	54.32	60.7	9.0	21.54	60.1	9.1	21.46	59.6	9.3	21.82	60.0
02/09/2017 23:30	7.3	21.52	61.3	7.9	54.24	60.7	9.0	21.53	60.1	9.1	21.45	59.6	9.3	21.81	60.0
02/09/2017 23:40	7.3	21.50	61.2	7.9	54.22	60.7	9.0	21.52	60.0	9.1	21.42	59.5	9.3	21.77	59.9

Date/Time	GW7i F	GW7i T	GW7o	GW8i F	GW8i T	GW8o	GW9i F	GW9i T	GW9o	GW10i F	GW10i T	GW10o	GW11i F	GW11i T	GW11o
02/09/2017 23:50	7.3	21.49	60.9	7.9	54.19	60.7	9.0	21.49	60.0	9.1	21.41	59.5	9.3	21.77	59.8
02/10/2017 00:00	7.3	21.49	61.0	7.9	54.13	60.6	9.0	21.49	59.9	9.1	21.41	59.5	9.3	21.77	59.8
02/10/2017 00:10	7.3	21.49	61.0	7.9	54.13	60.6	9.0	21.49	59.9	9.1	21.41	59.5	9.3	21.77	59.8
02/10/2017 00:20	7.3	21.48	60.9	7.9	54.13	60.5	9.0	21.48	59.9	9.1	21.41	59.5	9.3	21.77	59.8
02/10/2017 00:30	7.3	21.49	61.0	7.9	54.13	60.6	9.0	21.48	59.9	9.1	21.41	59.5	9.3	21.76	59.8
02/10/2017 00:40	7.3	21.47	61.1	7.9	54.13	60.6	9.0	21.46	60.0	9.1	21.37	59.5	9.3	21.73	59.8
02/10/2017 00:50	7.3	21.46	61.0	7.9	54.12	60.6	9.0	21.45	59.9	9.1	21.37	59.4	9.3	21.74	59.8
02/10/2017 01:00	7.3	21.46	61.0	7.9	54.09	60.6	9.0	21.45	59.9	9.1	21.36	59.3	9.3	21.73	59.8
02/10/2017 01:10	7.3	21.47	61.1	7.9	54.10	60.5	9.0	21.45	59.9	9.1	21.38	59.4	9.3	21.73	59.8
02/10/2017 01:20	7.3	21.47	61.1	7.9	54.12	60.4	9.0	21.45	59.9	9.1	21.37	59.4	9.3	21.73	59.8
02/10/2017 01:30	7.3	21.46	61.1	7.9	54.10	60.5	9.0	21.45	59.9	9.1	21.37	59.4	9.3	21.73	59.8
02/10/2017 01:40	7.3	21.46	61.1	7.9	54.07	60.5	9.0	21.45	59.9	9.1	21.37	59.4	9.3	21.73	59.8
02/10/2017 01:50	7.3	21.49	61.1	7.9	54.12	60.6	9.0	21.45	59.9	9.1	21.39	59.3	9.3	21.73	59.8
02/10/2017 02:00	7.3	21.49	61.0	7.9	54.13	60.6	9.0	21.48	59.9	9.1	21.41	59.4	9.3	21.74	59.8
02/10/2017 02:10	7.3	21.49	60.9	7.9	54.13	60.5	9.0	21.47	59.9	9.1	21.41	59.4	9.3	21.75	59.7
02/10/2017 02:20	7.3	21.49	61.0	7.9	54.13	60.6	9.0	21.49	59.9	9.1	21.41	59.4	9.3	21.76	59.8
02/10/2017 02:30	7.3	21.49	61.1	7.9	54.13	60.6	9.0	21.49	59.9	9.1	21.41	59.4	9.3	21.77	59.8
02/10/2017 02:40	7.3	21.50	61.1	7.9	54.17	60.6	9.0	21.50	59.9	9.1	21.41	59.5	9.3	21.77	59.7
02/10/2017 02:50	7.3	21.53	61.1	7.9	54.22	60.6	9.0	21.53	60.0	9.1	21.45	59.5	9.3	21.77	59.8
02/10/2017 03:00	7.3	21.53	61.2	7.9	54.23	60.7	9.0	21.53	60.0	9.1	21.45	59.5	9.3	21.77	59.9
02/10/2017 03:10	7.3	21.55	61.2	7.9	54.23	60.6	9.0	21.53	60.0	9.1	21.47	59.5	9.3	21.80	59.9
02/10/2017 03:20	7.3	21.53	61.1	7.9	54.23	60.6	9.0	21.53	60.1	9.1	21.46	59.5	9.3	21.81	59.9
02/10/2017 03:30	7.3	21.54	61.2	7.9	54.23	60.7	9.0	21.53	60.0	9.1	21.46	59.5	9.3	21.80	59.9
02/10/2017 03:40	7.3	21.53	61.0	7.9	54.23	60.7	9.0	21.53	60.0	9.1	21.45	59.5	9.3	21.80	59.9
02/10/2017 03:50	7.3	21.53	61.2	7.9	54.23	60.7	9.0	21.53	60.0	9.1	21.45	59.5	9.3	21.78	60.0
02/10/2017 04:00	7.3	21.51	61.1	7.9	54.23	60.6	9.0	21.53	59.9	9.1	21.45	59.5	9.3	21.77	59.9
02/10/2017 04:10	7.3	21.52	61.1	7.9	54.22	60.6	9.0	21.53	60.0	9.1	21.44	59.4	9.3	21.77	59.8
02/10/2017 04:20	7.3	21.51	61.1	7.9	54.23	60.5	9.0	21.53	60.0	9.1	21.44	59.4	9.3	21.77	59.8
02/10/2017 04:30	7.3	21.53	61.1	7.9	54.23	60.6	9.0	21.53	60.0	9.1	21.45	59.5	9.3	21.78	59.9
02/10/2017 04:40	7.3	21.52	61.0	7.9	54.23	60.6	9.0	21.53	59.9	9.1	21.45	59.4	9.3	21.79	59.9
02/10/2017 04:50	7.3	21.53	61.1	7.9	54.23	60.6	9.0	21.53	60.0	9.1	21.45	59.4	9.3	21.79	59.9
02/10/2017 05:00	7.3	21.53	61.1	7.9	54.23	60.5	9.0	21.53	59.9	9.1	21.45	59.4	9.3	21.79	59.8
02/10/2017 05:10	7.3	21.53	61.1	7.9	54.23	60.6	9.0	21.53	59.9	9.1	21.45	59.5	9.3	21.79	59.9
02/10/2017 05:20	7.3	21.53	61.1	7.9	54.23	60.5	9.0	21.53	60.0	9.1	21.45	59.5	9.3	21.80	59.9
02/10/2017 05:30	7.3	21.53	61.1	7.9	54.23	60.6	9.0	21.53	60.0	9.1	21.45	59.5	9.3	21.81	59.9

Date/Time	GW7i F	GW7i T	GW7o	GW8i F	GW8i T	GW8o	GW9i F	GW9i T	GW9o	GW10i F	GW10i T	GW10o	GW11i F	GW11i T	GW11o
02/10/2017 05:40	7.3	21.54	61.0	7.9	54.25	60.6	9.0	21.53	60.0	9.1	21.46	59.5	9.3	21.81	59.9
02/10/2017 05:50	7.3	21.57	61.1	7.9	54.31	60.6	9.0	21.54	60.0	9.1	21.49	59.5	9.3	21.81	59.9
02/10/2017 06:00	7.3	21.56	61.1	7.9	54.33	60.6	9.0	21.55	60.0	9.1	21.49	59.5	9.3	21.82	59.9
02/10/2017 06:10	7.3	21.58	61.1	7.9	54.33	60.7	9.0	21.57	60.0	9.1	21.49	59.5	9.3	21.85	59.9
02/10/2017 06:20	7.3	21.59	61.1	7.9	54.37	60.6	9.0	21.57	60.0	9.1	21.49	59.6	9.3	21.85	59.9
02/10/2017 06:30	7.3	21.59	61.2	7.9	54.41	60.7	9.0	21.58	60.1	9.1	21.50	59.5	9.3	21.85	59.9
02/10/2017 06:40	7.3	21.62	61.1	7.9	54.42	60.7	9.0	21.61	60.1	9.1	21.54	59.6	9.3	21.89	59.9
02/10/2017 06:50	7.3	21.65	61.2	7.9	54.49	60.7	9.0	21.64	60.1	9.1	21.57	59.6	9.3	21.90	60.0
02/10/2017 07:00	7.3	21.66	61.2	7.9	54.55	60.8	9.0	21.65	60.2	9.1	21.58	59.7	9.3	21.93	60.0
02/10/2017 07:10	7.3	21.70	61.3	7.9	54.62	60.8	9.0	21.68	60.3	9.1	21.62	59.7	9.3	21.95	60.1
02/10/2017 07:20	7.3	21.73	61.2	7.9	54.64	60.8	9.0	21.70	60.3	9.1	21.65	59.8	9.3	21.97	60.1
02/10/2017 07:30	7.3	21.76	61.3	7.9	54.77	61.0	9.0	21.75	60.3	9.1	21.68	59.8	9.3	22.00	60.2
02/10/2017 07:40	7.3	21.82	61.3	7.9	54.89	61.0	9.0	21.78	60.5	9.1	21.73	59.9	9.3	22.05	60.2
02/10/2017 07:50	7.3	21.89	61.4	7.9	55.01	61.1	8.9	21.85	60.5	9.1	21.81	59.9	9.2	22.11	60.3
02/10/2017 08:00	7.3	21.96	61.5	7.9	55.18	61.2	9.0	21.92	60.7	9.1	21.88	60.1	9.2	22.19	60.4
02/10/2017 08:10	7.3	22.04	61.7	7.8	55.36	61.3	9.0	21.99	60.8	9.1	21.97	60.3	9.2	22.26	60.6
02/10/2017 08:20	7.3	22.14	61.7	7.8	55.58	61.4	8.9	22.08	60.9	9.1	22.07	60.4	9.2	22.34	60.6
02/10/2017 08:30	7.3	22.27	61.9	7.8	55.87	61.6	8.9	22.20	61.1	9.1	22.21	60.6	9.2	22.45	60.8
02/10/2017 08:40	7.3	22.37	62.1	7.8	56.13	61.7	8.9	22.30	61.3	9.1	22.31	60.8	9.2	22.57	61.1
02/10/2017 08:50	7.3	22.48	62.2	7.8	56.39	62.0	8.9	22.41	61.5	9.1	22.42	61.1	9.2	22.68	61.2
02/10/2017 09:00	7.3	22.61	62.4	7.8	56.67	62.2	8.9	22.52	61.7	9.1	22.53	61.3	9.2	22.78	61.5
02/10/2017 09:10	7.3	22.77	62.6	7.8	56.95	62.4	8.9	22.64	61.9	9.1	22.68	61.4	9.2	22.90	61.7
02/10/2017 09:20	7.3	22.95	62.9	7.8	57.37	62.6	8.9	22.80	62.2	9.1	22.85	61.8	9.2	23.06	61.9
02/10/2017 09:30	7.3	23.14	63.0	7.8	57.77	62.9	8.9	22.97	62.5	9.1	23.05	62.0	9.2	23.23	62.1
02/10/2017 09:40	7.3	23.32	63.4	7.8	58.19	63.3	8.9	23.14	62.9	9.1	23.22	62.5	9.2	23.40	62.4
02/10/2017 09:50	7.3	23.44	63.5	7.8	58.56	63.5	8.9	23.29	63.0	9.1	23.35	62.7	9.2	23.54	62.7
02/10/2017 10:00	7.3	23.65	63.8	7.8	58.96	63.8	8.9	23.45	63.4	9.0	23.54	63.0	9.2	23.71	63.0
02/10/2017 10:10	7.3	23.88	64.1	7.8	59.46	64.1	8.9	23.66	63.8	9.0	23.76	63.4	9.1	23.91	63.3
02/10/2017 10:20	7.3	24.13	64.5	7.8	60.04	64.5	8.9	23.89	64.2	9.0	24.01	63.8	9.1	24.14	63.7
02/10/2017 10:30	7.3	24.39	64.8	7.8	60.65	64.9	8.9	24.14	64.6	9.0	24.27	64.3	9.1	24.38	64.2
02/10/2017 10:40	7.3	24.64	65.2	7.8	61.27	65.3	8.9	24.39	65.0	9.0	24.52	64.8	9.1	24.64	64.5
02/10/2017 10:50	7.2	24.86	65.5	7.8	61.84	65.8	8.9	24.63	65.4	9.0	24.74	65.2	9.1	24.87	64.9
02/10/2017 11:00	7.3	25.10	65.8	7.8	62.43	66.1	8.9	24.87	65.9	9.0	24.98	65.7	9.1	25.10	65.3
02/10/2017 11:10	7.2	25.32	66.1	7.8	62.97	66.6	8.9	25.11	66.3	9.0	25.20	66.2	9.1	25.32	65.8
02/10/2017 11:20	7.2	25.58	66.6	7.8	63.58	67.0	8.8	25.35	66.7	9.0	25.48	66.6	9.1	25.56	66.2

Date/Time	GW7i F	GW7i T	GW7o	GW8i F	GW8i T	GW8o	GW9i F	GW9i T	GW9o	GW10i F	GW10i T	GW10o	GW11i F	GW11i T	GW11o
02/10/2017 11:30	7.2	25.82	67.0	7.7	64.16	67.4	8.8	25.59	67.2	9.0	25.73	67.1	9.1	25.79	66.6
02/10/2017 11:40	7.2	26.08	67.4	7.7	64.78	67.8	8.8	25.85	67.7	9.0	25.98	67.6	9.1	26.04	67.0
02/10/2017 11:50	7.2	26.31	67.7	7.7	65.36	68.3	8.8	26.08	68.1	9.0	26.21	68.0	9.1	26.27	67.5
02/10/2017 12:00	7.2	26.54	68.1	7.7	65.92	68.7	8.8	26.31	68.5	9.0	26.43	68.4	9.1	26.50	67.8
02/10/2017 12:10	7.2	26.71	68.4	7.7	66.38	69.1	8.8	26.50	68.9	9.0	26.62	68.8	9.1	26.68	68.2
02/10/2017 12:20	7.2	26.94	68.8	7.7	66.93	69.4	8.8	26.71	69.3	9.0	26.83	69.2	9.1	26.89	68.5
02/10/2017 12:30	7.2	27.16	69.2	7.7	67.46	69.8	8.8	26.93	69.8	9.0	27.07	69.6	9.0	27.11	68.9
02/10/2017 12:40	7.2	27.36	69.5	7.7	67.96	70.2	8.8	27.13	70.1	9.0	27.26	70.0	9.0	27.31	69.3
02/10/2017 12:50	7.2	27.57	69.9	7.7	68.47	70.5	8.8	27.34	70.5	9.0	27.46	70.4	9.0	27.49	69.6
02/10/2017 13:00	7.2	27.77	70.2	7.7	68.94	70.9	8.8	27.52	70.9	9.0	27.66	70.8	9.0	27.69	70.0
02/10/2017 13:10	7.2	27.96	70.5	7.7	69.42	71.2	8.8	27.71	71.2	9.0	27.85	71.2	9.0	27.88	70.3
02/10/2017 13:20	7.2	28.11	70.8	7.7	69.83	71.6	8.8	27.88	71.6	9.0	28.00	71.5	9.0	28.04	70.7
02/10/2017 13:30	7.2	28.26	71.2	7.7	70.23	71.8	8.8	28.05	71.9	9.0	28.17	71.8	9.0	28.21	71.0
02/10/2017 13:40	7.2	28.38	71.4	7.7	70.58	72.1	8.8	28.18	72.2	9.0	28.29	72.2	9.0	28.36	71.2
02/10/2017 13:50	7.2	28.53	71.7	7.7	70.95	72.4	8.7	28.32	72.5	9.0	28.43	72.4	9.0	28.50	71.5
02/10/2017 14:00	7.2	28.64	71.9	7.7	71.30	72.7	8.8	28.47	72.8	9.0	28.56	72.7	9.0	28.65	71.7
02/10/2017 14:10	7.2	28.73	72.1	7.7	71.59	72.9	8.7	28.59	73.1	9.0	28.66	73.0	9.0	28.76	72.0
02/10/2017 14:20	7.2	28.87	72.3	7.7	71.90	73.2	8.7	28.71	73.3	9.0	28.80	73.3	9.0	28.88	72.2
02/10/2017 14:30	7.2	29.01	72.6	7.7	72.25	73.4	8.7	28.85	73.6	9.0	28.93	73.6	9.0	29.02	72.5
02/10/2017 14:40	7.2	29.11	72.8	7.7	72.53	73.6	8.7	28.98	73.9	8.9	29.03	73.8	9.0	29.14	72.7
02/10/2017 14:50	7.2	29.25	73.0	7.7	72.85	73.9	8.7	29.11	74.1	8.9	29.17	74.1	9.0	29.26	72.9
02/10/2017 15:00	7.2	29.35	73.2	7.7	73.13	74.1	8.7	29.22	74.4	8.9	29.28	74.3	9.0	29.38	73.2
02/10/2017 15:10	4.9	29.45	73.6	3.6	73.38	74.4	4.1	29.34	74.1	4.5	29.38	74.5	4.2	29.46	73.2
02/10/2017 15:20	7.9	29.41	73.7	8.2	73.33	74.7	9.3	29.30	74.5	9.7	29.35	74.7	9.5	29.45	73.4
02/10/2017 15:30	7.7	29.55	73.8	8.1	73.73	74.6	9.2	29.46	74.9	9.5	29.50	74.7	9.4	29.61	73.6
02/10/2017 15:40	7.7	29.63	74.0	8.1	73.96	74.8	9.2	29.55	75.0	9.5	29.59	74.9	9.5	29.70	73.8
02/10/2017 15:50	7.7	29.70	74.1	8.2	74.14	75.0	9.2	29.62	75.2	9.5	29.64	75.1	9.5	29.78	74.1
02/10/2017 16:00	7.7	29.76	74.3	8.2	74.31	75.1	9.3	29.69	75.4	9.5	29.72	75.2	9.5	29.84	74.2
02/10/2017 16:10	7.7	29.81	74.4	8.2	74.47	75.3	9.3	29.76	75.6	9.5	29.77	75.4	9.5	29.91	74.3
02/10/2017 16:20	7.7	29.86	74.5	8.2	74.58	75.4	9.3	29.78	75.7	9.5	29.81	75.5	9.6	29.94	74.4
02/10/2017 16:30	7.7	29.89	74.6	8.2	74.68	75.5	9.3	29.84	75.8	9.5	29.86	75.7	9.6	30.00	74.5
02/10/2017 16:40	7.7	29.95	74.8	8.2	74.82	75.6	9.3	29.89	75.8	9.5	29.91	75.7	9.6	30.04	74.6
02/10/2017 16:50	7.7	29.97	74.8	8.2	74.92	75.7	9.3	29.93	76.0	9.5	29.93	75.8	9.6	30.06	74.8
02/10/2017 17:00	6.0	29.97	74.9	6.2	74.92	75.8	7.0	29.95	75.8	7.1	29.94	75.9	7.2	30.09	74.8
02/10/2017 17:10	0.0	29.58	75.1	0.0	72.95	72.7	0.0	29.15	73.2	0.0	29.31	73.8	0.0	29.35	72.9

Date/Time	GW7i F	GW7i T	GW7o	GW8i F	GW8i T	GW8o	GW9i F	GW9i T	GW9o	GW10i F	GW10i T	GW10o	GW11i F	GW11i T	GW11o
02/10/2017 17:20	0.0	28.72	72.8	0.0	71.28	69.3	0.0	28.59	69.6	0.0	28.34	70.4	0.0	28.80	69.8
02/10/2017 17:30	0.0	28.02	69.9	0.0	71.32	68.0	0.0	28.25	68.1	0.0	27.83	68.6	0.0	28.32	68.3
02/10/2017 17:40	0.0	27.59	68.2	0.0	70.26	67.1	0.0	28.14	67.3	0.0	27.49	67.5	0.0	28.54	67.4
02/10/2017 17:50	0.0	27.10	66.8	0.0	68.86	66.0	0.0	27.63	66.1	0.0	27.07	66.1	0.0	27.99	66.3
02/10/2017 18:00	0.0	26.69	65.7	0.0	67.78	64.8	0.0	27.25	65.1	0.0	26.71	65.0	0.0	27.39	65.2
02/10/2017 18:10	0.0	26.48	65.0	0.0	67.20	64.5	0.0	27.04	64.7	0.0	26.51	64.6	0.0	27.15	64.8
02/10/2017 18:20	0.0	26.39	64.6	0.0	66.76	64.3	0.0	26.84	64.5	0.0	26.38	64.3	0.0	26.99	64.4
02/10/2017 18:30	0.0	26.21	64.2	0.0	66.21	63.7	0.0	26.61	64.0	0.0	26.12	63.6	0.0	26.71	63.6
02/10/2017 18:40	0.0	26.04	63.9	0.0	65.78	63.4	0.0	26.48	63.7	0.0	25.97	63.2	0.0	26.56	63.4
02/10/2017 18:50	0.0	26.01	63.7	0.0	65.70	63.5	0.0	26.47	63.9	0.0	25.96	63.4	0.0	26.52	63.6
02/10/2017 19:00	0.0	26.00	63.7	0.0	65.67	63.6	0.0	26.41	63.8	0.0	25.94	63.5	0.0	26.50	63.6
02/10/2017 19:10	0.0	25.91	63.5	0.0	65.59	63.5	0.0	26.33	63.6	0.0	25.87	63.3	0.0	26.44	63.4
02/10/2017 19:20	0.0	25.88	63.4	0.0	65.53	63.5	0.0	26.32	63.6	0.0	25.87	63.3	0.0	26.44	63.5
02/10/2017 19:30	0.0	25.84	63.3	0.0	65.41	63.4	0.0	26.31	63.5	0.0	25.84	63.3	0.0	26.44	63.5
02/10/2017 19:40	0.0	25.80	63.3	0.0	65.28	63.2	0.0	26.25	63.3	0.0	25.79	63.2	0.0	26.39	63.3
02/10/2017 19:50	0.0	25.73	63.0	0.0	65.09	62.9	0.0	26.15	63.0	0.0	25.66	62.8	0.0	26.30	62.9
02/10/2017 20:00	0.0	25.64	62.8	0.0	64.90	62.7	0.0	26.06	62.7	0.0	25.56	62.6	0.0	26.18	62.6
02/10/2017 20:10	0.0	25.52	62.5	0.0	64.61	62.3	0.0	25.98	62.4	0.0	25.48	62.4	0.0	26.07	62.3
02/10/2017 20:20	0.0	25.38	62.2	0.0	64.31	61.9	0.0	25.85	62.1	0.0	25.35	62.1	0.0	25.97	62.0
02/10/2017 20:30	0.0	25.27	61.9	0.0	64.09	61.7	0.0	25.73	61.7	0.0	25.23	61.9	0.0	25.88	61.8
02/10/2017 20:40	0.0	25.18	61.6	0.0	63.86	61.5	0.0	25.64	61.6	0.0	25.15	61.7	0.0	25.81	61.6
02/10/2017 20:50	0.0	25.13	61.5	0.0	63.68	61.3	0.0	25.60	61.4	0.0	25.07	61.6	0.0	25.74	61.4
02/10/2017 21:00	0.0	25.09	61.5	0.0	63.56	61.3	0.0	25.55	61.3	0.0	25.00	61.5	0.0	25.66	61.3
02/10/2017 21:10	0.0	25.04	61.3	0.0	63.39	61.1	0.0	25.52	61.2	0.0	24.94	61.4	0.0	25.57	60.9
02/10/2017 21:20	0.0	24.92	61.1	0.0	63.24	60.9	0.0	25.48	61.0	0.0	24.89	61.2	0.0	25.52	60.8
02/10/2017 21:30	0.0	24.88	61.0	0.0	63.10	60.8	0.0	25.44	61.0	0.0	24.84	61.2	0.0	25.52	60.7
02/10/2017 21:40	0.0	24.84	60.9	0.0	62.99	60.7	0.0	25.40	60.9	0.0	24.82	61.2	0.0	25.52	60.9
02/10/2017 21:50	0.0	24.84	60.9	0.0	62.98	60.8	0.0	25.38	60.8	0.0	24.77	61.0	0.0	25.49	60.8
02/10/2017 22:00	0.0	24.77	60.8	0.0	62.76	60.5	0.0	25.32	60.6	0.0	24.71	60.9	0.0	25.42	60.6
02/10/2017 22:10	0.0	24.70	60.6	0.0	62.60	60.2	0.0	25.23	60.4	0.0	24.64	60.8	0.0	25.35	60.3
02/10/2017 22:20	0.0	24.60	60.4	0.0	62.42	60.0	0.0	25.08	60.1	0.0	24.54	60.5	0.0	25.24	60.0
02/10/2017 22:30	0.0	24.45	60.0	0.0	62.19	59.7	0.0	24.91	59.8	0.0	24.44	60.3	0.0	25.14	59.8
02/10/2017 22:40	0.0	24.27	59.6	0.0	61.92	59.4	0.0	24.77	59.6	0.0	24.33	60.0	0.0	25.05	59.5
02/10/2017 22:50	0.0	24.16	59.3	0.0	61.74	59.2	0.0	24.67	59.4	0.0	24.23	59.8	0.0	24.96	59.3
02/10/2017 23:00	0.0	24.07	59.1	0.0	61.62	59.1	0.0	24.60	59.3	0.0	24.18	59.7	0.0	24.89	59.1

Date/Time	GW7i F	GW7i T	GW7o	GW8i F	GW8i T	GW8o	GW9i F	GW9i T	GW9o	GW10i F	GW10i T	GW10o	GW11i F	GW11i T	GW11o
02/10/2017 23:10	0.0	23.93	58.8	0.0	61.34	58.7	0.0	24.50	59.0	0.0	24.09	59.5	0.0	24.77	58.8
02/10/2017 23:20	0.0	23.80	58.5	0.0	61.02	58.4	0.0	24.36	58.7	0.0	23.98	59.2	0.0	24.67	58.6
02/10/2017 23:30	0.0	23.63	58.1	0.0	60.61	57.9	0.0	24.21	58.2	0.0	23.84	58.8	0.0	24.55	58.1
02/10/2017 23:40	0.0	23.48	57.8	0.0	60.15	57.3	0.0	24.02	57.7	0.0	23.64	58.3	0.0	24.37	57.5
02/10/2017 23:50	0.0	23.48	57.8	0.0	59.80	57.3	0.0	23.92	57.5	0.0	23.50	58.0	0.0	24.17	57.1
02/11/2017 00:00	0.0	23.50	57.9	0.0	59.70	57.4	0.0	23.92	57.6	0.0	23.48	58.0	0.0	24.11	57.1
02/11/2017 00:10	0.0	23.50	57.8	0.0	59.59	57.2	0.0	23.89	57.4	0.0	23.38	57.8	0.0	24.02	56.9
02/11/2017 00:20	0.0	23.31	57.5	0.0	59.22	56.4	0.0	23.73	56.7	0.0	23.20	57.4	0.0	23.89	56.2
02/11/2017 00:30	0.0	23.08	57.1	0.0	59.01	56.1	0.0	23.69	56.5	0.0	23.20	57.5	0.0	23.85	56.3
02/11/2017 00:40	0.0	22.86	56.7	0.0	58.77	55.8	0.0	23.62	56.3	0.0	23.14	57.5	0.0	23.77	56.1
02/11/2017 00:50	0.0	22.67	56.4	0.0	58.58	55.6	0.0	23.53	56.1	0.0	23.08	57.4	0.0	23.68	55.9
02/11/2017 01:00	0.0	22.72	56.5	0.0	58.60	56.0	0.0	23.55	56.3	0.0	23.06	57.5	0.0	23.62	55.8
02/11/2017 01:10	0.0	22.79	56.5	0.0	58.65	56.3	0.0	23.62	56.5	0.0	23.04	57.6	0.0	23.64	56.0
02/11/2017 01:20	0.0	22.91	56.7	0.0	58.91	56.7	0.0	23.75	57.0	0.0	23.11	57.9	0.0	23.80	56.6
02/11/2017 01:30	0.0	23.07	57.0	0.0	59.04	56.8	0.0	23.83	57.1	0.0	23.19	58.1	0.0	23.93	56.9
02/11/2017 01:40	0.0	23.20	57.1	0.0	59.10	56.8	0.0	23.82	57.1	0.0	23.24	58.2	0.0	23.97	57.0
02/11/2017 01:50	0.0	23.24	57.1	0.0	59.12	56.8	0.0	23.80	57.0	0.0	23.22	58.0	0.0	23.95	56.8
02/11/2017 02:00	0.0	23.24	57.1	0.0	59.10	56.7	0.0	23.76	56.8	0.0	23.20	58.0	0.0	23.92	56.8
02/11/2017 02:10	0.0	23.24	57.0	0.0	59.10	56.7	0.0	23.74	56.8	0.0	23.19	57.9	0.0	23.92	56.7
02/11/2017 02:20	0.0	23.21	56.9	0.0	59.07	56.7	0.0	23.67	56.6	0.0	23.13	57.8	0.0	23.86	56.5
02/11/2017 02:30	0.0	23.16	56.8	0.0	58.94	56.5	0.0	23.64	56.6	0.0	23.12	57.8	0.0	23.84	56.5
02/11/2017 02:40	0.0	23.11	56.7	0.0	58.90	56.4	0.0	23.64	56.6	0.0	23.08	57.8	0.0	23.83	56.5
02/11/2017 02:50	0.0	23.08	56.6	0.0	58.80	56.3	0.0	23.64	56.5	0.0	23.05	57.8	0.0	23.83	56.5
02/11/2017 03:00	0.0	23.08	56.6	0.0	58.70	56.3	0.0	23.64	56.5	0.0	23.04	57.8	0.0	23.83	56.5
02/11/2017 03:10	0.0	23.04	56.5	0.0	58.70	56.2	0.0	23.63	56.4	0.0	23.01	57.8	0.0	23.80	56.4
02/11/2017 03:20	0.0	23.04	56.4	0.0	58.69	56.2	0.0	23.60	56.3	0.0	23.02	57.7	0.0	23.80	56.4
02/11/2017 03:30	0.0	23.06	56.4	0.0	58.62	56.3	0.0	23.60	56.5	0.0	23.05	57.8	0.0	23.80	56.5
02/11/2017 03:40	0.0	23.08	56.4	0.0	58.60	56.3	0.0	23.56	56.3	0.0	23.04	57.7	0.0	23.76	56.5
02/11/2017 03:50	0.0	23.02	56.3	0.0	58.55	56.1	0.0	23.52	56.2	0.0	22.98	57.5	0.0	23.73	56.3
02/11/2017 04:00	0.0	22.96	56.1	0.0	58.44	55.9	0.0	23.46	56.0	0.0	22.94	57.5	0.0	23.70	56.2
02/11/2017 04:10	0.0	22.89	56.0	0.0	58.22	55.5	0.0	23.39	55.7	0.0	22.84	57.3	0.0	23.61	55.7
02/11/2017 04:20	0.0	22.76	55.7	0.0	57.97	55.2	0.0	23.31	55.4	0.0	22.73	57.1	0.0	23.52	55.5
02/11/2017 04:30	0.0	22.61	55.4	0.0	57.67	54.6	0.0	23.16	54.8	0.0	22.57	56.8	0.0	23.38	55.0
02/11/2017 04:40	0.0	22.45	55.1	0.0	57.37	54.3	0.0	23.02	54.5	0.0	22.44	56.5	0.0	23.23	54.7
02/11/2017 04:50	0.0	22.36	54.9	0.0	57.16	54.1	0.0	22.91	54.3	0.0	22.36	56.4	0.0	23.14	54.5

Date/Time	GW7i F	GW7i T	GW7o	GW8i F	GW8i T	GW8o	GW9i F	GW9i T	GW9o	GW10i F	GW10i T	GW10o	GW11i F	GW11i T	GW11o
02/11/2017 05:00	0.0	22.25	54.6	0.0	56.91	53.8	0.0	22.80	54.0	0.0	22.24	56.2	0.0	23.05	54.2
02/11/2017 05:10	0.0	21.98	54.0	0.0	56.36	52.9	0.0	22.57	53.2	0.0	21.99	55.6	0.0	22.83	53.4
02/11/2017 05:20	0.0	21.64	53.3	0.0	55.62	52.0	0.0	22.28	52.3	0.0	21.70	55.0	0.0	22.55	52.5
02/11/2017 05:30	0.0	21.41	52.8	0.0	55.01	51.4	0.0	22.03	51.8	0.0	21.51	54.6	0.0	22.33	52.2
02/11/2017 05:40	0.0	21.38	52.6	0.0	54.90	51.7	0.0	22.00	51.9	0.0	21.48	54.8	0.0	22.28	52.3
02/11/2017 05:50	0.0	21.43	52.7	0.0	54.97	52.0	0.0	22.02	52.1	0.0	21.48	55.0	0.0	22.30	52.4
02/11/2017 06:00	0.0	21.43	52.7	0.0	55.00	52.0	0.0	22.02	52.2	0.0	21.43	55.0	0.0	22.30	52.3
02/11/2017 06:10	0.0	21.41	52.6	0.0	54.92	51.9	0.0	22.00	52.0	0.0	21.40	55.1	0.0	22.28	52.1
02/11/2017 06:20	0.0	21.41	52.5	0.0	54.90	52.0	0.0	22.00	52.1	0.0	21.40	55.1	0.0	22.28	52.2
02/11/2017 06:30	0.0	21.40	52.5	0.0	54.90	52.0	0.0	22.00	52.1	0.0	21.39	55.1	0.0	22.27	52.2
02/11/2017 06:40	0.0	21.40	52.4	0.0	54.90	51.9	0.0	22.00	52.0	0.0	21.36	55.1	0.0	22.24	52.1
02/11/2017 06:50	0.0	21.41	52.4	0.0	54.90	52.0	0.0	22.01	52.0	0.0	21.38	55.2	0.0	22.24	52.2
02/11/2017 07:00	0.0	21.44	52.5	0.0	54.90	52.0	0.0	22.03	52.1	0.0	21.40	55.4	0.0	22.28	52.3
02/11/2017 07:10	0.0	21.43	52.5	0.0	55.01	51.9	0.0	22.05	52.0	0.0	21.41	55.7	0.0	22.32	52.3
02/11/2017 07:20	0.0	21.46	52.7	0.0	55.25	52.1	0.0	22.14	52.3	0.0	21.47	56.0	0.0	22.37	52.4
02/11/2017 07:30	0.0	21.64	53.1	0.0	56.11	52.8	0.0	22.38	53.3	0.0	21.69	57.2	0.0	22.59	53.4
02/11/2017 07:40	0.0	22.01	53.7	0.0	57.68	53.8	0.0	22.79	54.9	0.0	22.10	58.7	0.0	23.02	54.7
02/11/2017 07:50	0.0	22.43	54.5	0.0	59.25	55.0	0.0	23.18	56.5	0.0	22.56	59.9	0.0	23.44	56.2
02/11/2017 08:00	0.0	22.65	55.2	0.0	60.23	55.6	0.0	23.43	57.2	0.0	22.84	60.8	0.0	23.79	56.9
02/11/2017 08:10	0.0	23.34	56.7	0.0	61.84	57.3	0.0	23.78	60.0	0.0	23.65	63.0	0.0	24.23	59.6
02/11/2017 08:20	0.0	24.27	59.2	0.0	65.22	60.1	0.0	24.45	64.0	0.0	24.73	66.6	0.0	25.12	63.3
02/11/2017 08:30	0.0	24.73	60.6	0.0	66.87	61.2	0.0	24.86	64.8	0.0	25.11	67.1	0.0	25.88	64.0
02/11/2017 08:40	0.0	24.85	60.9	0.0	66.30	60.6	0.0	24.96	63.3	0.0	25.05	65.1	0.0	26.01	62.6
02/11/2017 08:50	0.0	24.76	60.7	0.0	64.96	59.9	0.0	24.92	61.7	0.0	24.85	63.5	0.0	25.83	61.4
02/11/2017 09:00	0.0	24.69	60.5	0.0	64.02	59.6	0.0	24.88	61.0	0.0	24.71	63.0	0.0	25.62	60.9
02/11/2017 09:10	0.0	24.66	61.6	0.0	63.58	59.6	0.0	24.88	60.9	0.0	23.93	68.2	0.0	25.50	60.8
02/11/2017 09:20	0.0	24.85	68.5	0.0	63.33	59.6	0.0	24.88	60.8	0.0	23.08	74.5	0.0	25.45	60.9
02/11/2017 09:30	0.0	25.49	70.0	0.0	63.87	60.2	0.0	25.00	62.2	0.0	23.99	71.9	0.0	25.60	61.8
02/11/2017 09:40	0.0	26.20	67.2	0.0	65.31	61.1	0.0	25.30	64.1	0.0	24.96	69.7	0.0	26.02	63.9
02/11/2017 09:50	0.0	26.61	65.9	0.0	66.04	61.5	0.0	25.53	64.4	0.0	25.50	68.6	0.0	26.35	64.2
02/11/2017 10:00	0.0	27.09	65.9	0.0	66.97	62.0	0.0	25.75	65.7	0.0	26.13	69.2	0.0	26.75	65.7
02/11/2017 10:10	0.0	27.88	67.6	0.0	68.72	63.2	0.0	26.15	67.9	0.0	26.95	70.6	0.0	27.36	67.8
02/11/2017 10:20	0.0	28.76	69.3	0.0	70.71	64.7	0.0	26.65	70.4	0.0	27.82	72.2	0.0	28.15	70.1
02/11/2017 10:30	0.0	29.46	70.9	0.0	72.25	65.9	0.0	27.19	71.8	0.0	28.45	73.1	0.0	28.90	71.5
02/11/2017 10:40	0.0	29.97	72.1	0.0	73.41	67.1	0.0	27.70	72.8	0.0	28.97	73.4	0.0	29.56	72.8

Date/Time	GW7i F	GW7i T	GW7o	GW8i F	GW8i T	GW8o	GW9i F	GW9i T	GW9o	GW10i F	GW10i T	GW10o	GW11i F	GW11i T	GW11o
02/11/2017 10:50	0.0	30.37	73.0	0.0	74.36	68.6	0.0	28.23	73.7	0.0	29.49	74.3	0.0	30.15	73.9
02/11/2017 11:00	0.0	30.52	73.3	0.0	74.81	69.3	0.0	28.71	73.5	0.0	29.55	75.6	0.0	30.35	73.3
02/11/2017 11:10	0.0	30.29	72.6	0.0	74.38	69.6	0.0	28.75	71.7	0.0	29.25	75.3	0.0	30.05	71.9
02/11/2017 11:20	0.0	30.11	72.3	0.0	74.18	70.2	0.0	28.72	70.8	0.0	29.07	75.0	0.0	29.89	71.6
02/11/2017 11:30	0.0	30.01	72.1	0.0	73.93	70.0	0.0	28.98	70.8	0.0	28.93	74.8	0.0	29.76	71.2
02/11/2017 11:40	0.0	29.87	72.0	0.0	73.89	70.4	0.0	29.16	70.8	0.0	28.98	74.9	0.0	29.78	71.5
02/11/2017 11:50	0.0	30.11	72.7	0.0	74.69	71.7	0.0	29.60	72.3	0.0	29.38	76.0	0.0	30.12	72.8
02/11/2017 12:00	0.0	30.68	74.2	0.0	75.80	73.3	0.0	30.19	73.6	0.0	29.92	77.0	0.0	30.71	74.5
02/11/2017 12:10	0.0	31.11	74.9	0.0	76.16	74.0	0.0	30.60	74.2	0.0	30.16	77.3	0.0	31.19	74.7
02/11/2017 12:20	0.0	31.50	76.2	0.0	76.37	75.4	0.0	31.00	74.5	0.0	30.57	77.9	0.0	31.67	75.8
02/11/2017 12:30	0.0	31.89	77.4	0.0	77.22	76.8	0.0	31.46	74.9	0.0	30.98	78.4	0.0	32.16	76.3
02/11/2017 12:40	0.0	32.19	78.4	0.0	78.30	77.9	0.0	31.89	75.8	0.0	31.39	79.3	0.0	32.36	75.9
02/11/2017 12:50	0.0	32.82	80.5	0.0	79.98	80.2	0.0	32.67	78.0	0.0	32.19	80.6	0.0	32.41	77.3
02/11/2017 13:00	0.0	33.18	81.2	0.0	81.01	80.4	0.0	33.08	77.3	0.0	32.50	80.8	0.0	32.47	77.6
02/11/2017 13:10	0.0	32.96	80.2	0.0	80.87	80.2	0.0	32.83	76.9	0.0	32.34	80.5	0.0	32.39	78.4
02/11/2017 13:20	0.0	33.03	81.5	0.0	81.67	81.5	0.0	32.65	77.3	0.0	32.47	81.4	0.0	32.69	78.5
02/11/2017 13:30	0.0	32.23	78.3	0.0	80.03	76.6	0.0	31.93	74.5	0.0	31.60	79.4	0.0	32.27	76.2
02/11/2017 13:40	0.0	31.51	76.1	0.0	78.50	71.5	0.0	31.31	72.8	0.0	31.05	77.0	0.0	31.75	74.0
02/11/2017 13:50	0.0	31.05	74.8	0.0	77.67	70.4	0.0	30.89	70.1	0.0	30.59	76.3	0.0	31.33	73.4
02/11/2017 14:00	0.0	30.79	74.2	0.0	77.08	70.8	0.0	30.63	69.5	0.0	30.30	75.5	0.0	31.04	72.6
02/11/2017 14:10	0.0	30.74	74.2	0.0	77.00	72.0	0.0	30.62	70.6	0.0	30.20	75.3	0.0	31.02	72.2
02/11/2017 14:20	0.0	30.74	74.2	0.0	76.92	71.5	0.0	30.61	71.7	0.0	30.15	75.2	0.0	31.02	70.1
02/11/2017 14:30	0.0	30.59	73.4	0.0	76.52	71.5	0.0	30.45	72.1	0.0	29.90	74.2	0.0	30.80	70.2
02/11/2017 14:40	0.0	30.34	72.2	0.0	75.90	72.3	0.0	30.23	71.6	0.0	29.65	73.2	0.0	30.50	71.0
02/11/2017 14:50	0.0	30.20	72.1	0.0	75.64	73.3	0.0	30.14	72.2	0.0	29.55	73.1	0.0	30.38	71.5
02/11/2017 15:00	0.0	30.17	72.2	0.0	75.62	73.7	0.0	30.14	72.7	0.0	29.52	73.1	0.0	30.39	71.8
02/11/2017 15:10	0.0	30.25	72.8	0.0	75.73	74.2	0.0	30.25	73.6	0.0	29.59	73.7	0.0	30.49	72.5
02/11/2017 15:20	0.0	30.34	73.4	0.0	75.87	74.5	0.0	30.35	74.3	0.0	29.68	74.2	0.0	30.63	73.1
02/11/2017 15:30	0.0	30.36	73.3	0.0	75.83	74.3	0.0	30.38	74.3	0.0	29.71	74.2	0.0	30.65	73.4
02/11/2017 15:40	0.0	30.35	73.0	0.0	75.75	74.4	0.0	30.34	74.4	0.0	29.72	74.3	0.0	30.64	73.3
02/11/2017 15:50	0.0	30.23	72.4	0.0	75.47	73.9	0.0	30.24	74.1	0.0	29.61	73.7	0.0	30.55	73.1
02/11/2017 16:00	0.0	30.08	71.8	0.0	75.05	73.4	0.0	30.07	73.6	0.0	29.46	73.1	0.0	30.36	72.7
02/11/2017 16:10	0.0	29.92	71.3	0.0	74.67	73.0	0.0	29.90	73.4	0.0	29.29	72.6	0.0	30.19	72.3
02/11/2017 16:20	0.0	29.87	71.4	0.0	74.54	73.2	0.0	29.85	73.6	0.0	29.25	72.5	0.0	30.13	72.1
02/11/2017 16:30	0.0	30.02	72.4	0.0	74.89	73.8	0.0	30.01	74.2	0.0	29.35	73.1	0.0	30.26	72.3

Date/Time	GW7i F	GW7i T	GW7o	GW8i F	GW8i T	GW8o	GW9i F	GW9i T	GW9o	GW10i F	GW10i T	GW10o	GW11i F	GW11i T	GW11o
02/11/2017 16:40	0.0	30.33	73.8	0.0	75.44	74.8	0.0	30.39	75.1	0.0	29.54	74.4	0.0	30.50	73.7
02/11/2017 16:50	0.0	30.34	72.9	0.0	75.54	74.0	0.0	30.44	74.7	0.0	29.58	74.2	0.0	30.58	73.5
02/11/2017 17:00	0.0	30.16	71.8	0.0	75.25	73.3	0.0	30.25	74.2	0.0	29.45	73.4	0.0	30.45	73.1
02/11/2017 17:10	0.0	29.99	71.4	0.0	74.84	72.8	0.0	30.07	73.9	0.0	29.30	72.8	0.0	30.27	72.6
02/11/2017 17:20	0.0	29.82	70.9	0.0	74.43	72.3	0.0	29.90	73.6	0.0	29.14	72.3	0.0	30.08	72.1
02/11/2017 17:30	0.0	29.60	70.1	0.0	73.89	71.7	0.0	29.67	73.1	0.0	28.92	71.4	0.0	29.84	71.5
02/11/2017 17:40	0.0	29.33	69.2	0.0	73.21	70.9	0.0	29.37	72.6	0.0	28.66	70.5	0.0	29.54	70.8
02/11/2017 17:50	0.0	29.12	68.8	0.0	72.73	70.5	0.0	29.16	72.5	0.0	28.45	69.9	0.0	29.30	70.1
02/11/2017 18:00	0.0	28.97	68.4	0.0	72.39	70.2	0.0	28.99	72.5	0.0	28.28	69.4	0.0	29.13	69.7
02/11/2017 18:10	0.0	28.82	67.9	0.0	72.05	69.7	0.0	28.80	72.4	0.0	28.14	69.1	0.0	28.98	69.2
02/11/2017 18:20	0.0	28.72	67.6	0.0	71.86	69.3	0.0	28.64	72.3	0.0	28.04	68.9	0.0	28.86	68.9
02/11/2017 18:30	0.0	28.54	67.0	0.0	71.43	68.6	0.0	28.45	72.0	0.0	27.82	68.4	0.0	28.71	68.4
02/11/2017 18:40	0.0	28.31	66.2	0.0	70.89	68.1	0.0	28.20	71.6	0.0	27.59	67.8	0.0	28.47	67.8
02/11/2017 18:50	0.0	28.17	65.8	0.0	70.54	67.6	0.0	28.05	71.4	0.0	27.45	67.5	0.0	28.32	67.4
02/11/2017 19:00	0.0	28.01	65.3	0.0	70.01	66.7	0.0	27.84	70.2	0.0	27.24	67.0	0.0	28.08	66.9
02/11/2017 19:10	0.0	27.72	64.6	0.0	69.23	65.8	0.0	27.55	68.9	0.0	26.91	66.2	0.0	27.73	66.3
02/11/2017 19:20	0.0	27.35	63.9	0.0	68.32	64.9	0.0	27.21	67.9	0.0	26.58	65.3	0.0	27.34	65.4
02/11/2017 19:30	0.0	26.97	63.0	0.0	67.47	64.0	0.0	26.89	67.2	0.0	26.26	64.4	0.0	26.98	64.5
02/11/2017 19:40	0.0	26.65	62.2	0.0	66.63	63.1	0.0	26.54	66.5	0.0	25.91	63.5	0.0	26.64	63.7
02/11/2017 19:50	0.0	26.36	61.4	0.0	65.83	62.3	0.0	26.20	66.0	0.0	25.59	62.7	0.0	26.32	62.9
02/11/2017 20:00	0.0	26.05	60.6	0.0	65.19	61.8	0.0	25.98	66.1	0.0	25.33	62.1	0.0	26.08	62.3
02/11/2017 20:10	0.0	25.82	60.1	0.0	64.72	61.3	0.0	25.81	66.3	0.0	25.15	61.8	0.0	25.92	61.8
02/11/2017 20:20	0.0	25.64	59.7	0.0	64.33	61.0	0.0	25.65	65.7	0.0	24.98	61.4	0.0	25.78	61.2
02/11/2017 20:30	0.0	25.43	59.1	0.0	63.80	60.5	0.0	25.44	66.1	0.0	24.80	61.0	0.0	25.63	60.7
02/11/2017 20:40	0.0	25.28	58.6	0.0	63.46	60.2	0.0	25.31	66.1	0.0	24.67	60.8	0.0	25.51	60.3
02/11/2017 20:50	0.0	25.19	58.4	0.0	63.26	60.0	0.0	25.25	65.6	0.0	24.55	60.5	0.0	25.43	59.9
02/11/2017 21:00	0.0	25.04	57.8	0.0	62.78	59.4	0.0	25.02	64.8	0.0	24.32	59.9	0.0	25.24	59.4
02/11/2017 21:10	0.0	24.82	57.0	0.0	62.16	59.0	0.0	24.75	64.4	0.0	24.10	59.3	0.0	25.04	58.9
02/11/2017 21:20	0.0	24.57	56.4	0.0	61.67	58.7	0.0	24.54	64.1	0.0	23.89	58.8	0.0	24.86	58.4
02/11/2017 21:30	0.0	24.45	56.2	0.0	61.50	58.6	0.0	24.45	64.5	0.0	23.80	58.7	0.0	24.74	58.0
02/11/2017 21:40	0.0	24.44	56.4	0.0	61.52	58.8	0.0	24.48	64.7	0.0	23.80	59.0	0.0	24.78	57.9
02/11/2017 21:50	0.0	24.44	56.6	0.0	61.59	58.8	0.0	24.48	64.5	0.0	23.78	59.1	0.0	24.81	57.8
02/11/2017 22:00	0.0	24.44	56.6	0.0	61.58	58.6	0.0	24.48	64.1	0.0	23.74	59.0	0.0	24.77	57.7
02/11/2017 22:10	0.0	24.37	56.3	0.0	61.33	58.1	0.0	24.36	63.1	0.0	23.62	58.6	0.0	24.64	57.5
02/11/2017 22:20	0.0	24.23	56.0	0.0	60.93	57.9	0.0	24.23	63.2	0.0	23.50	58.3	0.0	24.52	57.2

Date/Time	GW7i F	GW7i T	GW7o	GW8i F	GW8i T	GW8o	GW9i F	GW9i T	GW9o	GW10i F	GW10i T	GW10o	GW11i F	GW11i T	GW11o
02/11/2017 22:30	0.0	24.11	55.8	0.0	60.57	57.7	0.0	24.12	62.6	0.0	23.39	58.0	0.0	24.40	57.0
02/11/2017 22:40	0.0	23.97	55.2	0.0	60.19	57.3	0.0	23.94	62.1	0.0	23.27	57.7	0.0	24.26	56.7
02/11/2017 22:50	0.0	23.89	55.1	0.0	60.01	57.2	0.0	23.88	61.8	0.0	23.18	57.5	0.0	24.13	56.4
02/11/2017 23:00	0.0	23.80	55.3	0.0	59.89	56.8	0.0	23.79	60.8	0.0	23.01	57.1	0.0	23.91	56.1
02/11/2017 23:10	0.0	23.68	55.0	0.0	59.57	56.4	0.0	23.66	60.1	0.0	22.86	56.8	0.0	23.74	55.7
02/11/2017 23:20	0.0	23.58	54.8	0.0	59.30	56.1	0.0	23.57	59.5	0.0	22.83	56.7	0.0	23.67	55.7
02/11/2017 23:30	0.0	23.50	54.7	0.0	58.95	55.8	0.0	23.42	59.3	0.0	22.74	56.5	0.0	23.59	55.5
02/11/2017 23:40	0.0	23.41	54.4	0.0	58.72	55.6	0.0	23.32	59.4	0.0	22.66	56.2	0.0	23.55	55.3
02/11/2017 23:50	0.0	23.36	54.2	0.0	58.70	55.6	0.0	23.28	59.5	0.0	22.62	56.2	0.0	23.52	55.1
02/12/2017 00:00	0.0	23.31	54.0	0.0	58.64	55.5	0.0	23.28	59.2	0.0	22.53	56.0	0.0	23.46	54.9
02/12/2017 00:10	0.0	23.20	53.8	0.0	58.38	55.1	0.0	23.20	58.6	0.0	22.41	55.7	0.0	23.36	54.6
02/12/2017 00:20	0.0	23.12	53.9	0.0	58.20	55.2	0.0	23.16	58.2	0.0	22.38	55.8	0.0	23.32	54.5
02/12/2017 00:30	0.0	23.10	54.0	0.0	58.18	55.0	0.0	23.15	57.7	0.0	22.39	55.8	0.0	23.30	54.5
02/12/2017 00:40	0.0	23.03	53.8	0.0	57.98	54.8	0.0	23.09	57.2	0.0	22.32	55.6	0.0	23.20	54.4
02/12/2017 00:50	0.0	23.00	54.0	0.0	57.87	54.7	0.0	23.04	56.6	0.0	22.30	55.6	0.0	23.14	54.5
02/12/2017 01:00	0.0	22.97	54.1	0.0	57.73	54.6	0.0	22.99	56.0	0.0	22.30	55.4	0.0	23.09	54.6
02/12/2017 01:10	0.0	22.89	53.6	0.0	57.49	54.2	0.0	22.89	55.7	0.0	22.22	55.1	0.0	22.97	54.3
02/12/2017 01:20	0.0	22.74	53.0	0.0	57.09	53.7	0.0	22.73	55.2	0.0	22.05	54.6	0.0	22.81	53.9
02/12/2017 01:30	0.0	22.59	52.6	0.0	56.76	53.5	0.0	22.60	55.0	0.0	21.91	54.2	0.0	22.67	53.5
02/12/2017 01:40	0.0	22.46	52.2	0.0	56.45	53.1	0.0	22.48	54.7	0.0	21.78	53.9	0.0	22.55	53.1
02/12/2017 01:50	0.0	22.32	51.8	0.0	56.07	52.7	0.0	22.33	54.1	0.0	21.63	53.5	0.0	22.40	52.8
02/12/2017 02:00	0.0	22.18	51.5	0.0	55.74	52.4	0.0	22.19	53.7	0.0	21.48	53.2	0.0	22.25	52.5
02/12/2017 02:10	0.0	22.12	51.7	0.0	55.54	52.4	0.0	22.12	53.7	0.0	21.45	53.2	0.0	22.21	52.2
02/12/2017 02:20	0.0	22.16	52.1	0.0	55.60	52.6	0.0	22.14	53.6	0.0	21.48	53.6	0.0	22.24	52.4
02/12/2017 02:30	0.0	22.16	52.4	0.0	55.64	52.7	0.0	22.16	53.4	0.0	21.52	53.6	0.0	22.26	52.5
02/12/2017 02:40	0.0	22.16	52.3	0.0	55.58	52.6	0.0	22.13	53.1	0.0	21.50	53.5	0.0	22.21	52.6
02/12/2017 02:50	0.0	22.10	52.1	0.0	55.46	52.4	0.0	22.06	52.9	0.0	21.45	53.3	0.0	22.14	52.4
02/12/2017 03:00	0.0	22.03	51.8	0.0	55.25	52.1	0.0	21.97	52.5	0.0	21.36	53.0	0.0	22.03	52.2
02/12/2017 03:10	0.0	21.95	51.6	0.0	55.06	52.0	0.0	21.91	52.3	0.0	21.28	52.8	0.0	21.96	52.0
02/12/2017 03:20	0.0	21.92	51.7	0.0	55.00	51.9	0.0	21.89	52.2	0.0	21.24	52.8	0.0	21.94	52.0
02/12/2017 03:30	0.0	21.94	51.8	0.0	55.00	52.0	0.0	21.91	52.2	0.0	21.25	52.9	0.0	21.96	52.0
02/12/2017 03:40	0.0	21.92	51.7	0.0	54.98	51.9	0.0	21.87	52.0	0.0	21.23	52.8	0.0	21.92	51.9
02/12/2017 03:50	0.0	21.88	51.6	0.0	54.86	51.8	0.0	21.81	51.8	0.0	21.20	52.7	0.0	21.87	51.8
02/12/2017 04:00	0.0	21.78	51.3	0.0	54.61	51.5	0.0	21.71	51.5	0.0	21.11	52.4	0.0	21.76	51.6
02/12/2017 04:10	0.0	21.66	50.9	0.0	54.30	51.2	0.0	21.59	51.1	0.0	20.99	52.0	0.0	21.64	51.3

Date/Time	GW7i F	GW7i T	GW7o	GW8i F	GW8i T	GW8o	GW9i F	GW9i T	GW9o	GW10i F	GW10i T	GW10o	GW11i F	GW11i T	GW11o
02/12/2017 04:20	0.0	21.54	50.6	0.0	53.99	50.9	0.0	21.47	50.8	0.0	20.87	51.7	0.0	21.52	51.0
02/12/2017 04:30	0.0	21.47	50.5	0.0	53.83	50.7	0.0	21.40	50.6	0.0	20.79	51.6	0.0	21.45	50.8
02/12/2017 04:40	0.0	21.42	50.3	0.0	53.71	50.6	0.0	21.36	50.6	0.0	20.74	51.5	0.0	21.40	50.6
02/12/2017 04:50	0.0	21.40	50.4	0.0	53.66	50.7	0.0	21.33	50.5	0.0	20.72	51.5	0.0	21.40	50.6
02/12/2017 05:00	0.0	21.36	50.3	0.0	53.55	50.5	0.0	21.29	50.5	0.0	20.68	51.3	0.0	21.35	50.5
02/12/2017 05:10	0.0	21.22	49.8	0.0	53.20	50.0	0.0	21.14	50.0	0.0	20.55	50.8	0.0	21.19	50.2
02/12/2017 05:20	0.0	20.98	49.0	0.0	52.58	49.3	0.0	20.86	49.2	0.0	20.28	50.1	0.0	20.93	49.6
02/12/2017 05:30	0.0	20.74	48.3	0.0	51.97	48.6	0.0	20.62	48.5	0.0	20.03	49.4	0.0	20.67	49.0
02/12/2017 05:40	0.0	20.52	47.8	0.0	51.41	48.0	0.0	20.39	47.9	0.0	19.81	48.9	0.0	20.43	48.4
02/12/2017 05:50	0.0	20.30	47.2	0.0	50.86	47.5	0.0	20.18	47.4	0.0	19.60	48.3	0.0	20.22	47.9
02/12/2017 06:00	0.0	20.11	46.8	0.0	50.37	47.0	0.0	19.99	46.9	0.0	19.41	47.8	0.0	20.03	47.4
02/12/2017 06:10	0.0	19.85	45.9	0.0	49.76	46.3	0.0	19.75	46.1	0.0	19.16	47.1	0.0	19.79	46.7
02/12/2017 06:20	0.0	19.56	45.1	0.0	49.04	45.6	0.0	19.48	45.4	0.0	18.88	46.4	0.0	19.52	46.0
02/12/2017 06:30	0.0	19.31	44.6	0.0	48.42	45.0	0.0	19.24	44.9	0.0	18.64	45.8	0.0	19.30	45.4
02/12/2017 06:40	0.0	19.06	44.1	0.0	47.82	44.4	0.0	19.00	44.3	0.0	18.41	45.3	0.0	19.07	44.8
02/12/2017 06:50	0.0	18.80	43.5	0.0	47.16	43.8	0.0	18.74	43.8	0.0	18.16	44.6	0.0	18.82	44.2
02/12/2017 07:00	0.0	18.59	43.1	0.0	46.64	43.3	0.0	18.53	43.3	0.0	17.95	44.2	0.0	18.61	43.7
02/12/2017 07:10	0.0	18.46	42.9	0.0	46.31	43.1	0.0	18.40	43.0	0.0	17.83	44.0	0.0	18.49	43.4
02/12/2017 07:20	0.0	18.36	42.6	0.0	46.09	42.9	0.0	18.32	42.9	0.0	17.75	43.8	0.0	18.39	43.2
02/12/2017 07:30	0.0	18.36	42.5	0.0	46.15	42.8	0.0	18.30	43.0	0.0	17.71	44.0	0.0	18.36	43.0
02/12/2017 07:40	0.0	18.58	42.8	0.0	47.04	43.4	0.0	18.49	44.0	0.0	17.96	44.8	0.0	18.46	43.7
02/12/2017 07:50	0.0	19.07	44.0	0.0	49.14	44.8	0.0	18.94	46.4	0.0	18.59	47.1	0.0	18.85	45.7
02/12/2017 08:00	0.0	19.41	45.2	0.0	50.95	45.8	0.0	19.20	47.7	0.0	19.14	48.5	0.0	19.27	47.1
02/12/2017 08:10	0.0	19.52	45.5	0.0	51.59	46.1	0.0	19.27	47.7	0.0	19.25	48.7	0.0	19.54	47.6
02/12/2017 08:20	0.0	19.56	45.5	0.0	51.16	46.1	0.0	19.25	47.1	0.0	19.15	48.1	0.0	19.59	47.2
02/12/2017 08:30	0.0	19.88	47.0	0.0	51.84	47.1	0.0	19.49	48.4	0.0	19.55	49.3	0.0	19.83	48.0
02/12/2017 08:40	0.0	20.22	47.8	0.0	52.60	47.8	0.0	19.73	48.8	0.0	19.75	49.8	0.0	20.11	48.7
02/12/2017 08:50	0.0	20.25	47.4	0.0	51.97	47.6	0.0	19.84	48.0	0.0	19.61	49.0	0.0	20.16	48.1
02/12/2017 09:00	0.0	20.42	47.9	0.0	51.90	47.9	0.0	19.93	48.4	0.0	19.68	49.4	0.0	20.18	48.1
02/12/2017 09:10	0.0	20.65	48.3	0.0	52.26	48.1	0.0	20.03	48.8	0.0	19.81	49.8	0.0	20.27	48.6
02/12/2017 09:20	0.0	20.68	48.2	0.0	52.14	48.2	0.0	20.15	48.8	0.0	19.85	49.9	0.0	20.35	48.6
02/12/2017 09:30	0.0	20.81	48.7	0.0	52.35	48.5	0.0	20.29	49.0	0.0	20.00	50.2	0.0	20.46	48.8
02/12/2017 09:40	0.0	20.91	48.7	0.0	52.53	48.5	0.0	20.33	49.1	0.0	20.05	50.3	0.0	20.53	49.0
02/12/2017 09:50	0.0	21.25	50.0	0.0	53.34	49.1	0.0	20.46	50.2	0.0	20.46	51.2	0.0	20.72	49.9
02/12/2017 10:00	0.0	21.89	51.9	0.0	54.86	49.8	0.0	20.68	52.0	0.0	21.09	52.8	0.0	21.12	51.6

Date/Time	GW7i F	GW7i T	GW7o	GW8i F	GW8i T	GW8o	GW9i F	GW9i T	GW9o	GW10i F	GW10i T	GW10o	GW11i F	GW11i T	GW11o
02/12/2017 10:10	0.0	22.60	53.1	0.0	56.42	50.4	0.0	21.00	53.4	0.0	21.70	54.3	0.0	21.64	53.0
02/12/2017 10:20	0.0	23.12	54.2	0.0	57.60	51.3	0.0	21.32	54.3	0.0	22.09	55.2	0.0	22.08	54.1
02/12/2017 10:30	0.0	23.53	55.0	0.0	58.48	52.0	0.0	21.64	54.8	0.0	22.45	55.6	0.0	22.42	54.8
02/12/2017 10:40	0.0	24.10	56.7	0.0	59.48	52.4	0.0	21.92	56.4	0.0	23.09	56.1	0.0	22.75	56.2
02/12/2017 10:50	0.0	24.90	58.5	0.0	60.96	53.6	0.0	22.40	58.4	0.0	23.86	56.9	0.0	23.32	58.2
02/12/2017 11:00	0.0	25.20	58.5	0.0	61.46	54.8	0.0	22.85	57.7	0.0	23.80	56.8	0.0	23.64	58.5
02/12/2017 11:10	0.0	25.01	57.4	0.0	61.02	54.8	0.0	23.06	57.0	0.0	23.62	56.7	0.0	23.57	57.8
02/12/2017 11:20	0.0	25.09	58.3	0.0	61.00	55.5	0.0	23.39	57.2	0.0	23.74	57.1	0.0	23.61	57.9
02/12/2017 11:30	0.0	25.09	58.2	0.0	60.95	56.0	0.0	23.63	57.4	0.0	23.73	57.5	0.0	23.70	58.2
02/12/2017 11:40	0.0	25.13	58.8	0.0	61.00	56.8	0.0	23.83	57.4	0.0	23.87	57.5	0.0	23.80	58.2
02/12/2017 11:50	0.0	25.46	60.2	0.0	61.61	58.0	0.0	24.20	58.3	0.0	24.18	58.3	0.0	24.11	59.0
02/12/2017 12:00	0.0	25.65	60.3	0.0	61.79	58.5	0.0	24.39	58.4	0.0	24.32	58.7	0.0	24.35	59.4
02/12/2017 12:10	0.0	25.77	60.7	0.0	61.39	59.0	0.0	24.59	58.6	0.0	24.49	59.1	0.0	24.55	59.6
02/12/2017 12:20	0.0	25.85	61.2	0.0	60.73	59.7	0.0	24.79	58.5	0.0	24.64	59.2	0.0	24.73	59.9
02/12/2017 12:30	0.0	25.96	61.6	0.0	61.30	60.1	0.0	24.95	58.2	0.0	24.74	59.6	0.0	24.90	59.9
02/12/2017 12:40	0.0	25.92	61.7	0.0	61.85	60.5	0.0	25.07	57.7	0.0	24.76	59.5	0.0	24.77	59.1
02/12/2017 12:50	0.0	25.84	61.3	0.0	62.18	60.4	0.0	25.14	57.5	0.0	24.82	59.9	0.0	24.33	58.0
02/12/2017 13:00	0.0	25.76	61.3	0.0	62.30	60.4	0.0	25.15	57.0	0.0	24.70	59.8	0.0	24.00	58.4
02/12/2017 13:10	0.0	25.52	60.5	0.0	62.05	59.8	0.0	24.88	56.2	0.0	24.47	59.4	0.0	23.75	59.2
02/12/2017 13:20	0.0	25.12	59.3	0.0	61.44	58.9	0.0	24.34	55.5	0.0	24.11	58.6	0.0	23.75	59.0
02/12/2017 13:30	0.0	24.87	58.9	0.0	61.13	58.5	0.0	24.30	55.5	0.0	23.91	58.4	0.0	23.92	58.6
02/12/2017 13:40	0.0	24.67	58.9	0.0	61.00	58.5	0.0	24.31	55.6	0.0	23.77	58.1	0.0	24.01	58.5
02/12/2017 13:50	0.0	24.69	59.9	0.0	61.48	59.5	0.0	24.51	56.4	0.0	23.96	58.9	0.0	24.27	59.2
02/12/2017 14:00	0.0	24.75	60.2	0.0	61.97	59.8	0.0	24.74	57.1	0.0	24.18	59.8	0.0	24.50	59.7
02/12/2017 14:10	0.0	24.63	59.5	0.0	62.00	59.4	0.0	24.73	57.0	0.0	24.05	59.5	0.0	24.50	59.7
02/12/2017 14:20	0.0	24.44	59.1	0.0	61.76	59.1	0.0	24.63	56.8	0.0	23.86	58.9	0.0	24.39	59.3
02/12/2017 14:30	0.0	24.27	58.8	0.0	61.52	59.0	0.0	24.53	56.8	0.0	23.77	58.8	0.0	24.29	59.0
02/12/2017 14:40	0.0	24.20	59.2	0.0	61.41	59.1	0.0	24.55	57.1	0.0	23.84	59.4	0.0	24.34	59.3
02/12/2017 14:50	0.0	24.22	59.4	0.0	61.59	59.4	0.0	24.65	57.5	0.0	23.87	59.6	0.0	24.41	59.7
02/12/2017 15:00	0.0	24.39	60.5	0.0	62.18	60.5	0.0	24.93	58.4	0.0	24.03	60.1	0.0	24.34	60.3
02/12/2017 15:10	0.0	24.41	60.1	0.0	62.28	60.4	0.0	25.00	58.2	0.0	24.05	60.2	0.0	24.15	60.4
02/12/2017 15:20	0.0	24.31	59.6	0.0	61.91	60.0	0.0	25.00	58.0	0.0	23.98	59.9	0.0	24.14	60.6
02/12/2017 15:30	0.0	24.07	58.9	0.0	60.72	59.3	0.0	24.89	57.7	0.0	23.84	59.6	0.0	24.29	60.5
02/12/2017 15:40	0.0	23.96	58.8	0.0	59.68	59.3	0.0	24.82	57.6	0.0	23.71	59.2	0.0	24.32	60.1
02/12/2017 15:50	0.0	23.82	57.9	0.0	58.49	58.6	0.0	24.62	57.1	0.0	23.46	58.8	0.0	24.05	59.3

Date/Time	GW7i F	GW7i T	GW7o	GW8i F	GW8i T	GW8o	GW9i F	GW9i T	GW9o	GW10i F	GW10i T	GW10o	GW11i F	GW11i T	GW11o
02/12/2017 16:00	0.0	23.65	57.2	0.0	57.36	58.1	0.0	24.39	56.5	0.0	23.24	58.3	0.0	23.73	58.6
02/12/2017 16:10	0.0	23.60	57.0	0.0	56.67	57.9	0.0	24.27	56.2	0.0	22.98	58.3	0.0	23.42	58.4
02/12/2017 16:20	0.0	23.62	57.0	0.0	56.29	58.0	0.0	24.25	55.9	0.0	22.73	58.0	0.0	23.06	58.1
02/12/2017 16:30	0.0	23.27	55.0	0.0	55.69	56.2	0.0	23.79	54.3	0.0	22.13	56.4	0.0	22.55	56.8
02/12/2017 16:40	0.0	22.72	53.1	0.0	54.95	54.4	0.0	23.14	52.9	0.0	21.57	54.8	0.0	22.09	54.9
02/12/2017 16:50	0.0	22.45	52.8	0.0	54.43	53.8	0.0	22.80	52.5	0.0	21.30	54.5	0.0	21.82	54.0
02/12/2017 17:00	0.0	22.19	52.1	0.0	54.02	53.0	0.0	22.49	51.9	0.0	21.10	53.7	0.0	21.62	53.2
02/12/2017 17:10	0.0	21.90	51.2	0.0	53.56	52.1	0.0	22.15	51.3	0.0	20.91	53.0	0.0	21.43	52.4
02/12/2017 17:20	0.0	21.56	50.2	0.0	53.07	50.9	0.0	21.76	50.5	0.0	20.71	52.1	0.0	21.22	51.4
02/12/2017 17:30	0.0	21.18	49.1	0.0	52.48	49.7	0.0	21.32	49.5	0.0	20.43	50.9	0.0	20.98	50.4
02/12/2017 17:40	0.0	20.84	48.3	0.0	51.89	48.8	0.0	20.91	48.7	0.0	20.15	50.1	0.0	20.75	49.5
02/12/2017 17:50	0.0	20.55	47.6	0.0	51.31	48.1	0.0	20.58	48.0	0.0	19.89	49.4	0.0	20.52	48.7
02/12/2017 18:00	0.0	20.32	47.3	0.0	50.81	47.6	0.0	20.32	47.5	0.0	19.68	48.9	0.0	20.32	48.1
02/12/2017 18:10	0.0	20.14	46.9	0.0	50.40	47.3	0.0	20.12	47.2	0.0	19.51	48.5	0.0	20.16	47.7
02/12/2017 18:20	0.0	19.95	46.4	0.0	49.98	46.7	0.0	19.93	46.8	0.0	19.34	48.0	0.0	19.99	47.2
02/12/2017 18:30	0.0	19.77	46.0	0.0	49.56	46.3	0.0	19.76	46.3	0.0	19.18	47.7	0.0	19.84	46.8
02/12/2017 18:40	0.0	19.60	45.6	0.0	49.18	46.0	0.0	19.62	46.0	0.0	19.06	47.4	0.0	19.73	46.6
02/12/2017 18:50	0.0	19.46	45.3	0.0	48.85	45.6	0.0	19.48	45.6	0.0	18.90	47.1	0.0	19.59	46.2
02/12/2017 19:00	0.0	19.27	44.7	0.0	48.41	45.1	0.0	19.29	45.1	0.0	18.70	46.6	0.0	19.41	45.7
02/12/2017 19:10	0.0	19.06	44.0	0.0	47.91	44.6	0.0	19.09	44.5	0.0	18.47	46.0	0.0	19.18	45.1
02/12/2017 19:20	0.0	18.85	43.4	0.0	47.42	44.0	0.0	18.90	43.9	0.0	18.25	45.6	0.0	18.97	44.5
02/12/2017 19:30	0.0	18.65	42.9	0.0	46.95	43.5	0.0	18.73	43.5	0.0	18.05	45.2	0.0	18.79	44.1
02/12/2017 19:40	0.0	18.51	42.6	0.0	46.59	43.3	0.0	18.58	43.3	0.0	17.89	44.9	0.0	18.64	43.6
02/12/2017 19:50	0.0	18.36	42.2	0.0	46.22	42.9	0.0	18.43	42.8	0.0	17.75	44.7	0.0	18.51	43.2
02/12/2017 20:00	0.0	18.24	42.0	0.0	45.96	42.7	0.0	18.33	42.6	0.0	17.64	44.6	0.0	18.40	42.9
02/12/2017 20:10	0.0	18.16	41.9	0.0	45.74	42.5	0.0	18.24	42.4	0.0	17.54	44.5	0.0	18.29	42.7
02/12/2017 20:20	0.0	18.11	41.9	0.0	45.62	42.4	0.0	18.18	42.3	0.0	17.48	44.4	0.0	18.23	42.5
02/12/2017 20:30	0.0	18.05	41.6	0.0	45.48	42.1	0.0	18.09	42.0	0.0	17.38	44.2	0.0	18.14	42.3
02/12/2017 20:40	0.0	17.95	41.3	0.0	45.21	41.8	0.0	17.99	41.7	0.0	17.29	44.0	0.0	18.05	42.0
02/12/2017 20:50	0.0	17.86	40.9	0.0	44.97	41.6	0.0	17.92	41.5	0.0	17.21	43.9	0.0	17.99	41.8
02/12/2017 21:00	0.0	17.73	40.6	0.0	44.64	41.2	0.0	17.79	41.2	0.0	17.11	43.7	0.0	17.89	41.6
02/12/2017 21:10	0.0	17.59	40.1	0.0	44.28	40.9	0.0	17.65	40.9	0.0	17.00	43.5	0.0	17.77	41.2
02/12/2017 21:20	0.0	17.52	40.0	0.0	44.14	40.9	0.0	17.56	40.7	0.0	16.90	43.4	0.0	17.64	41.0
02/12/2017 21:30	0.0	17.45	40.0	0.0	44.06	40.8	0.0	17.49	40.6	0.0	16.83	43.2	0.0	17.55	40.7
02/12/2017 21:40	0.0	17.34	39.5	0.0	43.69	40.1	0.0	17.32	40.0	0.0	16.69	42.8	0.0	17.45	40.4

Date/Time	GW7i F	GW7i T	GW7o	GW8i F	GW8i T	GW8o	GW9i F	GW9i T	GW9o	GW10i F	GW10i T	GW10o	GW11i F	GW11i T	GW11o
02/12/2017 21:50	0.0	17.21	39.0	0.0	43.35	39.8	0.0	17.17	39.7	0.0	16.57	42.6	0.0	17.36	40.1
02/12/2017 22:00	0.0	17.09	38.9	0.0	43.13	39.8	0.0	17.08	39.6	0.0	16.48	42.5	0.0	17.27	39.9
02/12/2017 22:10	0.0	17.01	38.8	0.0	43.01	39.7	0.0	17.03	39.5	0.0	16.43	42.4	0.0	17.24	39.8
02/12/2017 22:20	0.0	16.93	38.6	0.0	42.83	39.5	0.0	16.95	39.4	0.0	16.38	42.3	0.0	17.21	39.7
02/12/2017 22:30	0.0	16.86	38.5	0.0	42.67	39.3	0.0	16.90	39.2	0.0	16.31	42.1	0.0	17.14	39.5
02/12/2017 22:40	0.0	16.83	38.3	0.0	42.56	39.1	0.0	16.84	39.0	0.0	16.21	42.0	0.0	17.02	39.2
02/12/2017 22:50	0.0	16.76	37.9	0.0	42.38	38.8	0.0	16.76	38.6	0.0	16.12	41.9	0.0	16.93	38.9
02/12/2017 23:00	0.0	16.57	37.2	0.0	42.08	38.5	0.0	16.64	38.2	0.0	16.03	41.8	0.0	16.85	38.7
02/12/2017 23:10	0.0	16.38	36.4	0.0	41.70	38.1	0.0	16.50	37.7	0.0	15.90	41.5	0.0	16.72	38.3
02/12/2017 23:20	0.0	16.21	36.0	0.0	41.27	37.8	0.0	16.33	37.3	0.0	15.73	41.2	0.0	16.54	37.9
02/12/2017 23:30	0.0	16.16	36.2	0.0	41.02	37.6	0.0	16.23	37.2	0.0	15.61	41.1	0.0	16.39	37.5
02/12/2017 23:40	0.0	16.03	35.7	0.0	40.59	37.1	0.0	16.04	36.7	0.0	15.46	40.7	0.0	16.26	37.2
02/12/2017 23:50	0.0	15.76	34.8	0.0	39.87	36.5	0.0	15.72	36.1	0.0	15.20	39.9	0.0	16.02	36.7
02/13/2017 00:00	0.0	15.49	34.2	0.0	39.17	35.9	0.0	15.44	35.4	0.0	14.98	39.4	0.0	15.81	36.2
02/13/2017 00:10	0.0	15.31	33.7	0.0	38.70	35.5	0.0	15.28	35.0	0.0	14.86	39.4	0.0	15.68	35.9
02/13/2017 00:20	0.0	15.19	33.4	0.0	38.43	35.3	0.0	15.21	34.7	0.0	14.76	39.5	0.0	15.61	35.6
02/13/2017 00:30	0.0	15.11	33.1	0.0	38.29	35.3	0.0	15.15	34.4	0.0	14.68	39.7	0.0	15.56	35.3
02/13/2017 00:40	0.0	14.94	32.7	0.0	37.98	34.8	0.0	15.04	34.0	0.0	14.54	39.4	0.0	15.48	34.9
02/13/2017 00:50	0.0	14.72	32.0	0.0	37.52	34.5	0.0	14.87	33.5	0.0	14.37	39.2	0.0	15.31	34.5
02/13/2017 01:00	0.0	14.59	32.0	0.0	37.23	34.2	0.0	14.77	33.2	0.0	14.27	39.1	0.0	15.18	34.1
02/13/2017 01:10	0.0	14.55	31.8	0.0	37.07	34.0	0.0	14.68	32.8	0.0	14.20	39.1	0.0	15.10	33.7
02/13/2017 01:20	0.0	14.45	31.5	0.0	36.80	33.7	0.0	14.55	32.4	0.0	14.06	38.7	0.0	14.97	33.3
02/13/2017 01:30	0.0	14.29	31.1	0.0	36.33	33.2	0.0	14.36	32.1	0.0	13.89	38.4	0.0	14.77	32.9
02/13/2017 01:40	0.0	14.17	30.8	0.0	36.07	32.9	0.0	14.24	31.8	0.0	13.78	38.3	0.0	14.62	32.6
02/13/2017 01:50	0.0	14.06	30.6	0.0	35.77	32.7	0.0	14.12	31.5	0.0	13.65	37.7	0.0	14.48	32.3
02/13/2017 02:00	0.0	13.97	30.4	0.0	35.47	32.4	0.0	13.99	31.4	0.0	13.52	37.2	0.0	14.33	32.0
02/13/2017 02:10	0.0	13.85	30.1	0.0	35.18	32.1	0.0	13.87	31.2	0.0	13.42	37.0	0.0	14.21	31.8
02/13/2017 02:20	0.0	13.77	29.9	0.0	34.95	31.9	0.0	13.79	31.1	0.0	13.33	36.9	0.0	14.14	31.7
02/13/2017 02:30	0.0	13.69	29.6	0.0	34.73	31.7	0.0	13.72	30.9	0.0	13.23	36.7	0.0	14.08	31.5
02/13/2017 02:40	0.0	13.65	29.6	0.0	34.70	31.7	0.0	13.72	30.9	0.0	13.20	36.6	0.0	14.08	31.5
02/13/2017 02:50	0.0	13.63	29.6	0.0	34.63	31.5	0.0	13.70	30.7	0.0	13.17	36.6	0.0	14.07	31.4
02/13/2017 03:00	0.0	13.57	29.4	0.0	34.45	31.4	0.0	13.64	30.5	0.0	13.09	36.7	0.0	14.00	31.1
02/13/2017 03:10	0.0	13.56	29.6	0.0	34.49	31.3	0.0	13.62	30.4	0.0	13.07	36.9	0.0	13.97	30.8
02/13/2017 03:20	0.0	13.56	29.6	0.0	34.50	31.2	0.0	13.60	30.2	0.0	13.07	36.9	0.0	14.00	30.6
02/13/2017 03:30	0.0	13.50	29.4	0.0	34.42	30.9	0.0	13.51	30.0	0.0	13.00	36.5	0.0	13.93	30.4

Date/Time	GW7i F	GW7i T	GW7o	GW8i F	GW8i T	GW8o	GW9i F	GW9i T	GW9o	GW10i F	GW10i T	GW10o	GW11i F	GW11i T	GW11o
02/13/2017 03:40	0.0	13.40	29.3	0.0	34.16	30.5	0.0	13.37	29.8	0.0	12.90	35.7	0.0	13.81	30.1
02/13/2017 03:50	0.0	13.30	29.2	0.0	33.81	30.0	0.0	13.21	29.6	0.0	12.83	35.2	0.0	13.64	29.7
02/13/2017 04:00	0.0	13.21	29.1	0.0	33.57	29.8	0.0	13.12	29.4	0.0	12.78	35.0	0.0	13.52	29.4
02/13/2017 04:10	0.0	13.19	29.2	0.0	33.46	29.8	0.0	13.09	29.5	0.0	12.76	34.8	0.0	13.47	29.3
02/13/2017 04:20	0.0	13.14	29.1	0.0	33.35	29.7	0.0	13.05	29.3	0.0	12.74	34.6	0.0	13.42	29.2
02/13/2017 04:30	0.0	13.08	28.7	0.0	33.23	29.6	0.0	13.00	29.2	0.0	12.69	34.6	0.0	13.43	29.1
02/13/2017 04:40	0.0	13.02	28.5	0.0	33.14	29.4	0.0	12.97	29.0	0.0	12.64	34.6	0.0	13.41	29.0
02/13/2017 04:50	0.0	12.98	28.2	0.0	33.08	29.4	0.0	12.94	28.9	0.0	12.62	34.6	0.0	13.42	28.9
02/13/2017 05:00	0.0	12.89	27.8	0.0	32.92	29.2	0.0	12.89	28.5	0.0	12.53	34.9	0.0	13.36	28.7
02/13/2017 05:10	0.0	12.84	27.6	0.0	32.77	29.1	0.0	12.86	28.3	0.0	12.42	34.9	0.0	13.30	28.7
02/13/2017 05:20	0.0	12.80	27.3	0.0	32.60	29.0	0.0	12.81	28.1	0.0	12.34	35.0	0.0	13.21	28.6
02/13/2017 05:30	0.0	12.69	27.0	0.0	32.34	28.8	0.0	12.73	27.6	0.0	12.24	35.0	0.0	13.11	28.3
02/13/2017 05:40	0.0	12.56	26.8	0.0	32.04	28.7	0.0	12.63	27.4	0.0	12.13	35.1	0.0	13.01	28.0
02/13/2017 05:50	0.0	12.49	26.6	0.0	31.91	28.7	0.0	12.59	27.2	0.0	12.06	35.3	0.0	12.96	27.9
02/13/2017 06:00	0.0	12.46	26.5	0.0	31.87	28.5	0.0	12.54	27.2	0.0	12.04	35.0	0.0	12.96	27.7
02/13/2017 06:10	0.0	12.43	26.8	0.0	31.80	28.4	0.0	12.46	27.4	0.0	12.04	34.3	0.0	12.97	27.6
02/13/2017 06:20	0.0	12.39	26.8	0.0	31.67	28.3	0.0	12.40	27.4	0.0	12.00	34.1	0.0	12.94	27.6
02/13/2017 06:30	0.0	12.33	26.7	0.0	31.55	28.0	0.0	12.32	27.3	0.0	11.93	33.7	0.0	12.90	27.5
02/13/2017 06:40	0.0	12.28	26.7	0.0	31.39	28.0	0.0	12.27	27.4	0.0	11.88	33.4	0.0	12.83	27.5
02/13/2017 06:50	0.0	12.25	26.8	0.0	31.24	27.9	0.0	12.22	27.4	0.0	11.83	33.1	0.0	12.77	27.5
02/13/2017 07:00	0.0	12.24	26.9	0.0	31.20	27.9	0.0	12.19	27.4	0.0	11.79	32.9	0.0	12.67	27.5
02/13/2017 07:10	0.0	12.26	27.0	0.0	31.21	27.9	0.0	12.20	27.5	0.0	11.78	32.9	0.0	12.64	27.6
02/13/2017 07:20	0.0	12.51	27.4	0.0	31.96	28.5	0.0	12.43	28.4	0.0	11.91	34.0	0.0	12.75	28.1
02/13/2017 07:30	0.0	13.18	28.0	0.0	33.78	29.5	0.0	12.93	30.0	0.0	12.36	36.4	0.0	13.13	29.5
02/13/2017 07:40	0.0	14.16	29.1	0.0	36.65	31.5	0.0	13.79	33.1	0.0	13.18	39.8	0.0	13.84	31.8
02/13/2017 07:50	0.0	15.18	31.0	0.0	40.31	33.7	0.0	14.80	36.4	0.0	14.18	43.4	0.0	14.84	34.6
02/13/2017 08:00	0.0	15.83	33.4	0.0	43.81	35.7	0.0	15.61	39.4	0.0	15.17	45.9	0.0	15.79	37.5
02/13/2017 08:10	0.0	16.09	35.5	0.0	46.25	37.1	0.0	16.02	41.4	0.0	15.90	46.8	0.0	16.55	39.7
02/13/2017 08:20	0.0	16.15	36.8	0.0	47.59	38.0	0.0	16.02	42.5	0.0	16.54	46.8	0.0	17.09	41.5
02/13/2017 08:30	0.0	16.41	38.5	0.0	49.04	38.9	0.0	16.01	43.7	0.0	17.13	47.5	0.0	17.63	43.2
02/13/2017 08:40	0.0	17.13	40.4	0.0	50.69	40.1	0.0	16.05	45.7	0.0	17.88	49.4	0.0	18.20	45.3
02/13/2017 08:50	0.0	18.32	42.3	0.0	52.48	41.3	0.0	16.29	47.4	0.0	18.59	50.6	0.0	18.73	47.1
02/13/2017 09:00	0.0	19.77	44.4	0.0	54.81	42.5	0.0	16.68	48.8	0.0	19.33	51.4	0.0	19.46	48.7
02/13/2017 09:10	0.0	21.00	45.6	0.0	56.61	43.4	0.0	17.06	49.9	0.0	20.03	52.6	0.0	20.30	50.3
02/13/2017 09:20	0.0	22.32	47.9	0.0	58.37	44.4	0.0	17.55	51.3	0.0	20.59	53.8	0.0	20.97	51.9

Date/Time	GW7i F	GW7i T	GW7o	GW8i F	GW8i T	GW8o	GW9i F	GW9i T	GW9o	GW10i F	GW10i T	GW10o	GW11i F	GW11i T	GW11o
02/13/2017 09:30	0.0	22.75	47.7	0.0	57.93	44.6	0.0	17.96	51.0	0.0	20.50	53.4	0.0	21.28	51.9
02/13/2017 09:40	0.0	23.03	49.2	0.0	57.81	45.2	0.0	18.30	52.3	0.0	21.02	54.9	0.0	21.66	53.0
02/13/2017 09:50	0.0	23.79	51.1	0.0	59.61	45.7	0.0	18.73	53.5	0.0	21.63	56.3	0.0	22.25	54.6
02/13/2017 10:00	0.0	24.03	51.9	0.0	60.02	46.3	0.0	19.05	54.5	0.0	21.86	56.7	0.0	22.58	55.3
02/13/2017 10:10	0.0	23.75	51.5	0.0	59.23	46.6	0.0	19.22	54.2	0.0	21.95	56.1	0.0	22.58	55.2
02/13/2017 10:20	0.0	23.51	51.9	0.0	58.70	46.8	0.0	19.52	54.7	0.0	21.98	56.1	0.0	22.63	55.6
02/13/2017 10:30	0.0	23.10	51.1	0.0	57.59	46.9	0.0	19.69	53.5	0.0	21.69	56.0	0.0	22.47	54.5
02/13/2017 10:40	0.0	22.91	51.7	0.0	56.88	47.5	0.0	19.89	53.2	0.0	21.61	54.9	0.0	22.34	54.2
02/13/2017 10:50	0.0	23.20	53.5	0.0	57.27	48.2	0.0	20.30	54.7	0.0	22.02	55.5	0.0	22.60	55.2
02/13/2017 11:00	0.0	23.71	55.1	0.0	58.23	49.8	0.0	20.97	56.2	0.0	22.39	56.4	0.0	23.17	56.3
02/13/2017 11:10	0.0	23.51	53.6	0.0	57.69	50.7	0.0	21.32	54.2	0.0	22.20	55.9	0.0	23.36	55.8
02/13/2017 11:20	0.0	23.22	53.6	0.0	57.08	51.6	0.0	21.50	53.9	0.0	22.13	56.1	0.0	23.31	55.3
02/13/2017 11:30	0.0	23.16	54.6	0.0	57.21	53.0	0.0	21.95	55.1	0.0	22.24	57.8	0.0	23.43	55.6
02/13/2017 11:40	0.0	23.39	55.4	0.0	57.90	53.7	0.0	22.40	55.2	0.0	22.45	58.4	0.0	23.76	56.2
02/13/2017 11:50	0.0	23.69	56.2	0.0	58.62	54.2	0.0	22.80	55.6	0.0	22.69	58.3	0.0	24.10	56.6
02/13/2017 12:00	0.0	24.14	57.6	0.0	59.26	55.8	0.0	23.29	56.3	0.0	23.03	60.1	0.0	24.49	57.5
02/13/2017 12:10	0.0	24.24	57.4	0.0	59.40	56.0	0.0	23.49	56.5	0.0	23.06	60.1	0.0	24.55	57.4
02/13/2017 12:20	0.0	24.13	56.7	0.0	59.20	55.9	0.0	23.49	56.4	0.0	23.17	60.3	0.0	24.66	57.7
02/13/2017 12:30	0.0	23.91	56.3	0.0	58.62	55.8	0.0	23.43	55.6	0.0	22.96	59.3	0.0	24.42	57.1
02/13/2017 12:40	0.0	24.01	56.8	0.0	59.03	55.8	0.0	23.60	54.7	0.0	22.96	58.4	0.0	24.38	56.6
02/13/2017 12:50	0.0	24.00	56.4	0.0	59.00	55.6	0.0	23.60	54.0	0.0	22.88	58.1	0.0	24.19	56.1
02/13/2017 13:00	0.0	23.81	56.6	0.0	58.33	55.5	0.0	23.45	53.9	0.0	22.77	58.7	0.0	23.86	55.7
02/13/2017 13:10	0.0	23.64	55.5	0.0	58.00	55.0	0.0	23.26	53.4	0.0	22.59	58.0	0.0	23.64	55.7
02/13/2017 13:20	0.0	23.32	54.2	0.0	57.88	54.3	0.0	22.92	51.6	0.0	22.38	56.9	0.0	23.46	55.0
02/13/2017 13:30	0.0	23.35	55.2	0.0	57.98	54.8	0.0	23.06	51.2	0.0	22.50	57.2	0.0	23.72	55.0
02/13/2017 13:40	0.0	23.48	57.3	0.0	58.33	56.6	0.0	23.47	52.3	0.0	22.84	59.1	0.0	24.23	56.1
02/13/2017 13:50	0.0	23.86	58.8	0.0	60.00	57.7	0.0	24.16	53.1	0.0	23.24	59.8	0.0	24.88	56.8
02/13/2017 14:00	0.0	23.78	57.4	0.0	60.20	56.9	0.0	24.28	53.1	0.0	23.08	59.2	0.0	25.16	57.3
02/13/2017 14:10	0.0	23.04	53.2	0.0	58.37	54.3	0.0	23.45	52.3	0.0	22.38	56.7	0.0	24.31	55.6
02/13/2017 14:20	0.0	22.42	51.4	0.0	56.58	52.6	0.0	22.58	51.5	0.0	21.73	55.8	0.0	23.34	53.8
02/13/2017 14:30	0.0	21.85	49.8	0.0	55.20	51.1	0.0	21.86	50.2	0.0	21.11	54.3	0.0	22.55	52.1
02/13/2017 14:40	0.0	21.51	49.0	0.0	54.41	50.2	0.0	21.41	49.4	0.0	20.75	53.7	0.0	22.07	50.9
02/13/2017 14:50	0.0	21.23	48.3	0.0	53.91	49.4	0.0	21.08	48.7	0.0	20.46	53.1	0.0	21.79	50.0
02/13/2017 15:00	0.0	20.96	47.9	0.0	53.36	48.7	0.0	20.81	48.2	0.0	20.21	52.5	0.0	21.54	49.2
02/13/2017 15:10	0.0	20.73	47.4	0.0	52.77	48.1	0.0	20.59	47.7	0.0	19.95	51.9	0.0	21.30	48.5

Date/Time	GW7i F	GW7i T	GW7o	GW8i F	GW8i T	GW8o	GW9i F	GW9i T	GW9o	GW10i F	GW10i T	GW10o	GW11i F	GW11i T	GW11o
02/13/2017 15:20	0.0	20.54	47.0	0.0	52.20	47.6	0.0	20.39	47.2	0.0	19.73	51.3	0.0	21.06	48.0
02/13/2017 15:30	0.0	20.32	46.8	0.0	51.41	47.1	0.0	20.19	46.9	0.0	19.52	50.8	0.0	20.75	47.5
02/13/2017 15:40	0.0	20.15	46.7	0.0	50.90	47.0	0.0	20.03	46.7	0.0	19.40	50.6	0.0	20.55	47.2
02/13/2017 15:50	0.0	20.04	46.5	0.0	50.49	46.7	0.0	19.91	46.4	0.0	19.29	50.3	0.0	20.39	46.9
02/13/2017 16:00	0.0	19.96	46.5	0.0	50.23	46.6	0.0	19.81	46.3	0.0	19.24	50.0	0.0	20.27	46.7
02/13/2017 16:10	0.0	19.90	46.4	0.0	50.09	46.5	0.0	19.77	46.3	0.0	19.17	49.8	0.0	20.20	46.6
02/13/2017 16:20	0.0	19.85	46.3	0.0	49.90	46.5	0.0	19.72	46.3	0.0	19.12	49.7	0.0	20.11	46.6
02/13/2017 16:30	0.0	19.84	46.2	0.0	49.93	46.5	0.0	19.71	46.2	0.0	19.12	49.7	0.0	20.12	46.5
02/13/2017 16:40	0.0	19.81	46.1	0.0	50.07	46.4	0.0	19.72	46.1	0.0	19.12	49.8	0.0	20.15	46.3
02/13/2017 16:50	0.0	19.80	46.0	0.0	50.17	46.3	0.0	19.73	46.1	0.0	19.12	50.0	0.0	20.19	46.3
02/13/2017 17:00	0.0	19.80	45.8	0.0	50.20	46.2	0.0	19.73	45.9	0.0	19.12	50.0	0.0	20.20	46.2
02/13/2017 17:10	0.0	19.80	45.7	0.0	50.20	46.1	0.0	19.71	45.8	0.0	19.10	50.1	0.0	20.20	46.1
02/13/2017 17:20	0.0	19.77	45.5	0.0	50.04	45.9	0.0	19.67	45.7	0.0	19.04	50.1	0.0	20.17	46.0
02/13/2017 17:30	0.0	19.69	45.4	0.0	49.72	45.7	0.0	19.57	45.5	0.0	18.95	49.9	0.0	20.04	45.9
02/13/2017 17:40	0.0	19.59	45.1	0.0	49.34	45.5	0.0	19.47	45.3	0.0	18.86	49.7	0.0	19.91	45.7
02/13/2017 17:50	0.0	19.48	44.9	0.0	49.02	45.3	0.0	19.38	45.1	0.0	18.77	49.5	0.0	19.77	45.5
02/13/2017 18:00	0.0	19.41	44.7	0.0	48.86	45.1	0.0	19.30	44.9	0.0	18.74	49.4	0.0	19.71	45.3
02/13/2017 18:10	0.0	19.34	44.5	0.0	48.74	44.9	0.0	19.23	44.7	0.0	18.68	49.4	0.0	19.68	45.1
02/13/2017 18:20	0.0	19.29	44.3	0.0	48.63	44.8	0.0	19.20	44.5	0.0	18.66	49.8	0.0	19.68	44.9
02/13/2017 18:30	0.0	19.26	44.1	0.0	48.48	44.7	0.0	19.16	44.3	0.0	18.59	50.1	0.0	19.62	44.8
02/13/2017 18:40	0.0	19.21	44.0	0.0	48.27	44.6	0.0	19.12	44.2	0.0	18.51	50.3	0.0	19.53	44.7
02/13/2017 18:50	0.0	19.18	43.8	0.0	48.20	44.5	0.0	19.09	44.1	0.0	18.46	50.0	0.0	19.49	44.5
02/13/2017 19:00	0.0	19.15	43.7	0.0	48.17	44.3	0.0	19.04	44.0	0.0	18.44	49.9	0.0	19.49	44.4
02/13/2017 19:10	0.0	19.12	43.7	0.0	48.15	44.4	0.0	19.04	44.0	0.0	18.44	50.0	0.0	19.48	44.3
02/13/2017 19:20	0.0	19.12	43.8	0.0	48.12	44.4	0.0	19.04	44.1	0.0	18.44	50.2	0.0	19.50	44.3
02/13/2017 19:30	0.0	19.12	43.8	0.0	48.06	44.4	0.0	19.04	44.0	0.0	18.42	50.2	0.0	19.48	44.4
02/13/2017 19:40	0.0	19.09	43.8	0.0	47.91	44.3	0.0	19.00	43.9	0.0	18.38	50.3	0.0	19.40	44.3
02/13/2017 19:50	0.0	19.05	43.8	0.0	47.80	44.3	0.0	18.96	43.9	0.0	18.34	50.0	0.0	19.31	44.3
02/13/2017 20:00	0.0	19.04	43.7	0.0	47.74	44.3	0.0	18.96	43.9	0.0	18.33	49.9	0.0	19.29	44.2
02/13/2017 20:10	0.0	19.04	43.7	0.0	47.85	44.2	0.0	18.96	43.8	0.0	18.36	49.9	0.0	19.36	44.1
02/13/2017 20:20	0.0	19.04	43.6	0.0	47.96	44.2	0.0	18.96	43.8	0.0	18.38	49.9	0.0	19.44	44.1
02/13/2017 20:30	0.0	19.03	43.6	0.0	47.89	44.1	0.0	18.92	43.8	0.0	18.32	49.7	0.0	19.40	44.0
02/13/2017 20:40	0.0	18.98	43.5	0.0	47.74	44.1	0.0	18.88	43.7	0.0	18.29	49.8	0.0	19.32	44.0
02/13/2017 20:50	0.0	18.96	43.4	0.0	47.60	44.0	0.0	18.87	43.6	0.0	18.25	49.5	0.0	19.26	44.0
02/13/2017 21:00	0.0	18.91	43.3	0.0	47.60	43.9	0.0	18.82	43.5	0.0	18.24	49.3	0.0	19.27	43.8

Date/Time	GW7i F	GW7i T	GW7o	GW8i F	GW8i T	GW8o	GW9i F	GW9i T	GW9o	GW10i F	GW10i T	GW10o	GW11i F	GW11i T	GW11o
02/13/2017 21:10	0.0	18.87	43.2	0.0	47.60	43.7	0.0	18.77	43.4	0.0	18.23	49.3	0.0	19.28	43.6
02/13/2017 21:20	0.0	18.84	43.0	0.0	47.60	43.6	0.0	18.76	43.2	0.0	18.18	49.4	0.0	19.28	43.5
02/13/2017 21:30	0.0	18.80	42.9	0.0	47.60	43.5	0.0	18.71	43.1	0.0	18.16	49.3	0.0	19.31	43.4
02/13/2017 21:40	0.0	18.74	42.8	0.0	47.46	43.4	0.0	18.65	42.9	0.0	18.10	49.0	0.0	19.27	43.3
02/13/2017 21:50	0.0	18.67	42.7	0.0	47.16	43.2	0.0	18.58	42.9	0.0	18.01	49.1	0.0	19.11	43.2
02/13/2017 22:00	0.0	18.61	42.6	0.0	46.93	43.2	0.0	18.56	42.8	0.0	17.96	49.6	0.0	18.99	43.2
02/13/2017 22:10	0.0	18.63	42.7	0.0	46.90	43.3	0.0	18.56	42.8	0.0	17.96	49.8	0.0	18.96	43.1
02/13/2017 22:20	0.0	18.66	42.7	0.0	46.90	43.3	0.0	18.57	42.8	0.0	17.96	50.0	0.0	18.96	43.2
02/13/2017 22:30	0.0	18.70	42.9	0.0	46.95	43.5	0.0	18.61	43.0	0.0	17.97	49.9	0.0	18.96	43.2
02/13/2017 22:40	0.0	18.72	43.1	0.0	47.02	43.6	0.0	18.64	43.2	0.0	18.02	49.3	0.0	19.02	43.3
02/13/2017 22:50	0.0	18.70	43.0	0.0	47.08	43.4	0.0	18.60	43.1	0.0	18.02	48.9	0.0	19.04	43.3
02/13/2017 23:00	0.0	18.64	42.9	0.0	46.95	43.3	0.0	18.55	43.0	0.0	17.98	48.7	0.0	18.99	43.2
02/13/2017 23:10	0.0	18.60	42.9	0.0	46.81	43.3	0.0	18.50	43.0	0.0	17.92	48.4	0.0	18.90	43.2
02/13/2017 23:20	0.0	18.53	42.8	0.0	46.57	43.2	0.0	18.45	42.9	0.0	17.86	48.0	0.0	18.79	43.1
02/13/2017 23:30	0.0	18.48	42.7	0.0	46.50	43.1	0.0	18.40	42.8	0.0	17.84	48.1	0.0	18.76	43.1
02/13/2017 23:40	0.0	18.48	42.7	0.0	46.50	43.0	0.0	18.40	42.8	0.0	17.84	48.1	0.0	18.78	43.0
02/13/2017 23:50	0.0	18.46	42.7	0.0	46.50	43.0	0.0	18.40	42.8	0.0	17.83	48.1	0.0	18.80	42.9
02/14/2017 00:00	0.0	18.44	42.6	0.0	46.38	42.9	0.0	18.36	42.7	0.0	17.80	48.0	0.0	18.79	42.9
02/14/2017 00:10	0.0	18.41	42.5	0.0	46.23	42.8	0.0	18.32	42.5	0.0	17.73	47.7	0.0	18.69	42.8
02/14/2017 00:20	0.0	18.35	42.3	0.0	46.10	42.7	0.0	18.25	42.3	0.0	17.68	47.6	0.0	18.60	42.7
02/14/2017 00:30	0.0	18.31	42.1	0.0	46.10	42.4	0.0	18.20	42.2	0.0	17.64	47.4	0.0	18.60	42.5
02/14/2017 00:40	0.0	18.24	41.9	0.0	45.96	42.2	0.0	18.11	41.9	0.0	17.56	47.1	0.0	18.55	42.3
02/14/2017 00:50	0.0	18.15	41.5	0.0	45.63	41.8	0.0	17.99	41.7	0.0	17.42	46.6	0.0	18.41	42.1
02/14/2017 01:00	0.0	18.07	41.1	0.0	45.42	41.5	0.0	17.84	41.3	0.0	17.29	46.3	0.0	18.27	41.7
02/14/2017 01:10	0.0	17.99	40.3	0.0	45.32	40.7	0.0	17.72	40.6	0.0	17.22	45.8	0.0	18.19	41.1
02/14/2017 01:20	0.0	17.80	39.3	0.0	45.04	39.8	0.0	17.50	39.7	0.0	17.08	44.9	0.0	18.06	40.3
02/14/2017 01:30	0.0	17.67	39.1	0.0	44.84	39.5	0.0	17.35	39.4	0.0	17.00	45.1	0.0	18.04	39.8
02/14/2017 01:40	0.0	17.60	39.1	0.0	44.74	39.5	0.0	17.29	39.4	0.0	17.00	45.4	0.0	18.08	39.5
02/14/2017 01:50	0.0	17.62	39.2	0.0	44.80	39.6	0.0	17.31	39.4	0.0	17.00	46.0	0.0	18.09	39.5
02/14/2017 02:00	0.0	17.68	39.4	0.0	44.87	39.8	0.0	17.39	39.6	0.0	17.01	46.4	0.0	18.18	39.6
02/14/2017 02:10	0.0	17.68	39.5	0.0	44.90	39.9	0.0	17.42	39.7	0.0	17.00	46.3	0.0	18.23	39.7
02/14/2017 02:20	0.0	17.66	39.3	0.0	44.67	39.9	0.0	17.36	39.8	0.0	16.88	45.9	0.0	18.04	39.7
02/14/2017 02:30	0.0	17.65	40.0	0.0	44.52	40.6	0.0	17.41	40.3	0.0	16.88	46.2	0.0	17.92	40.1
02/14/2017 02:40	0.0	17.68	40.4	0.0	44.50	40.8	0.0	17.46	40.6	0.0	16.92	46.5	0.0	17.92	40.4
02/14/2017 02:50	0.0	17.68	40.5	0.0	44.50	40.9	0.0	17.50	40.7	0.0	16.94	46.5	0.0	17.93	40.6

Date/Time	GW7i F	GW7i T	GW7o	GW8i F	GW8i T	GW8o	GW9i F	GW9i T	GW9o	GW10i F	GW10i T	GW10o	GW11i F	GW11i T	GW11o
02/14/2017 03:00	0.0	17.72	40.8	0.0	44.61	41.0	0.0	17.55	40.8	0.0	17.00	46.5	0.0	18.01	40.8
02/14/2017 03:10	0.0	17.72	40.9	0.0	44.61	41.2	0.0	17.58	41.0	0.0	17.01	46.5	0.0	18.02	40.9
02/14/2017 03:20	0.0	17.70	41.1	0.0	44.51	41.3	0.0	17.60	41.1	0.0	17.00	46.3	0.0	17.94	41.1
02/14/2017 03:30	0.0	17.70	41.2	0.0	44.47	41.4	0.0	17.61	41.3	0.0	17.04	46.0	0.0	17.92	41.3
02/14/2017 03:40	0.0	17.72	41.3	0.0	44.61	41.4	0.0	17.65	41.3	0.0	17.11	46.0	0.0	17.98	41.4
02/14/2017 03:50	0.0	17.78	41.2	0.0	44.80	41.4	0.0	17.69	41.3	0.0	17.15	46.2	0.0	18.05	41.4
02/14/2017 04:00	0.0	17.83	41.1	0.0	44.96	41.4	0.0	17.74	41.2	0.0	17.16	46.3	0.0	18.11	41.3
02/14/2017 04:10	0.0	17.82	41.0	0.0	44.94	41.3	0.0	17.72	41.1	0.0	17.16	46.3	0.0	18.12	41.3
02/14/2017 04:20	0.0	17.80	41.1	0.0	44.90	41.4	0.0	17.72	41.2	0.0	17.14	46.3	0.0	18.13	41.3
02/14/2017 04:30	0.0	17.81	41.2	0.0	44.91	41.4	0.0	17.72	41.2	0.0	17.16	46.3	0.0	18.17	41.4
02/14/2017 04:40	0.0	17.83	41.3	0.0	44.94	41.5	0.0	17.72	41.3	0.0	17.16	46.3	0.0	18.20	41.4
02/14/2017 04:50	0.0	17.80	41.2	0.0	44.88	41.5	0.0	17.72	41.3	0.0	17.16	46.2	0.0	18.15	41.4
02/14/2017 05:00	0.0	17.80	41.3	0.0	44.78	41.5	0.0	17.72	41.3	0.0	17.16	46.0	0.0	18.08	41.4
02/14/2017 05:10	0.0	17.80	41.3	0.0	44.70	41.5	0.0	17.70	41.4	0.0	17.16	45.9	0.0	18.04	41.4
02/14/2017 05:20	0.0	17.80	41.3	0.0	44.70	41.5	0.0	17.68	41.3	0.0	17.16	45.9	0.0	18.04	41.4
02/14/2017 05:30	0.0	17.79	41.1	0.0	44.70	41.5	0.0	17.68	41.3	0.0	17.13	46.1	0.0	18.04	41.4
02/14/2017 05:40	0.0	17.75	40.9	0.0	44.69	41.2	0.0	17.67	41.1	0.0	17.12	46.0	0.0	18.04	41.3
02/14/2017 05:50	0.0	17.70	40.7	0.0	44.57	41.1	0.0	17.62	40.9	0.0	17.07	46.0	0.0	17.99	41.1
02/14/2017 06:00	0.0	17.66	40.5	0.0	44.40	41.0	0.0	17.57	40.7	0.0	17.01	45.9	0.0	17.89	41.0
02/14/2017 06:10	0.0	17.58	40.3	0.0	44.24	40.8	0.0	17.50	40.6	0.0	16.94	45.7	0.0	17.81	40.9
02/14/2017 06:20	0.0	17.54	40.3	0.0	44.09	40.8	0.0	17.44	40.6	0.0	16.91	45.5	0.0	17.75	40.8
02/14/2017 06:30	0.0	17.47	40.3	0.0	44.00	40.8	0.0	17.42	40.6	0.0	16.88	45.4	0.0	17.72	40.8
02/14/2017 06:40	0.0	17.40	40.0	0.0	43.88	40.5	0.0	17.34	40.4	0.0	16.87	45.2	0.0	17.68	40.6
02/14/2017 06:50	0.0	17.29	39.6	0.0	43.67	40.2	0.0	17.25	40.0	0.0	16.80	45.1	0.0	17.63	40.3
02/14/2017 07:00	0.0	17.18	39.3	0.0	43.47	39.8	0.0	17.13	39.7	0.0	16.69	45.1	0.0	17.55	40.0
02/14/2017 07:10	0.0	17.09	39.1	0.0	43.27	39.6	0.0	17.02	39.5	0.0	16.61	45.0	0.0	17.50	39.7
02/14/2017 07:20	0.0	17.05	39.2	0.0	43.23	39.7	0.0	17.00	39.6	0.0	16.58	45.1	0.0	17.48	39.7
02/14/2017 07:30	0.0	17.14	39.7	0.0	43.46	40.1	0.0	17.08	40.0	0.0	16.63	45.2	0.0	17.55	40.0
02/14/2017 07:40	0.0	17.32	40.2	0.0	43.99	40.5	0.0	17.24	40.6	0.0	16.76	45.8	0.0	17.71	40.5
02/14/2017 07:50	0.0	17.62	40.9	0.0	44.88	41.3	0.0	17.50	41.6	0.0	17.00	46.9	0.0	17.97	41.2
02/14/2017 08:00	0.0	17.95	41.7	0.0	45.76	42.1	0.0	17.77	42.4	0.0	17.25	47.6	0.0	18.29	42.0
02/14/2017 08:10	0.0	18.24	42.6	0.0	46.59	42.8	0.0	18.04	43.3	0.0	17.60	48.1	0.0	18.60	42.9
02/14/2017 08:20	0.0	18.50	43.6	0.0	47.79	43.7	0.0	18.33	44.3	0.0	18.02	48.6	0.0	18.95	44.0
02/14/2017 08:30	0.0	18.73	44.1	0.0	48.81	44.3	0.0	18.54	44.9	0.0	18.31	48.9	0.0	19.30	44.8
02/14/2017 08:40	0.0	19.04	45.1	0.0	49.97	45.1	0.0	18.77	45.8	0.0	18.73	49.6	0.0	19.67	45.8

Date/Time	GW7i F	GW7i T	GW7o	GW8i F	GW8i T	GW8o	GW9i F	GW9i T	GW9o	GW10i F	GW10i T	GW10o	GW11i F	GW11i T	GW11o
02/14/2017 08:50	0.0	19.64	46.6	0.0	52.02	46.5	0.0	19.14	47.8	0.0	19.40	51.2	0.0	20.17	47.7
02/14/2017 09:00	0.0	20.42	48.1	0.0	53.96	47.5	0.0	19.58	49.0	0.0	19.89	52.4	0.0	20.73	49.2
02/14/2017 09:10	0.0	21.00	48.9	0.0	55.37	48.4	0.0	19.97	50.0	0.0	20.48	53.1	0.0	21.17	50.3
02/14/2017 09:20	0.0	22.16	51.5	0.0	58.02	49.7	0.0	20.44	52.5	0.0	21.45	55.3	0.0	21.74	52.8
02/14/2017 09:30	0.0	22.87	51.9	0.0	59.43	50.0	0.0	20.74	52.7	0.0	21.61	55.6	0.0	22.18	53.8
02/14/2017 09:40	0.0	23.05	51.7	0.0	59.45	49.7	0.0	20.86	52.5	0.0	21.82	55.2	0.0	22.21	53.6
02/14/2017 09:50	0.0	23.63	53.6	0.0	60.54	50.3	0.0	21.10	54.2	0.0	22.43	56.6	0.0	22.39	55.2
02/14/2017 10:00	0.0	24.36	55.2	0.0	62.12	50.9	0.0	21.42	55.2	0.0	22.96	57.8	0.0	22.93	56.6
02/14/2017 10:10	0.0	24.73	55.4	0.0	63.08	51.3	0.0	21.72	55.5	0.0	23.12	58.1	0.0	23.42	57.3
02/14/2017 10:20	0.0	24.74	55.3	0.0	62.99	51.4	0.0	21.94	55.4	0.0	23.23	57.8	0.0	23.62	57.3
02/14/2017 10:30	0.0	25.04	56.8	0.0	63.20	52.2	0.0	22.22	56.7	0.0	23.53	58.9	0.0	23.73	58.0
02/14/2017 10:40	0.0	25.37	57.8	0.0	63.44	53.1	0.0	22.55	57.5	0.0	23.84	59.2	0.0	23.96	58.5
02/14/2017 10:50	0.0	25.58	58.5	0.0	63.71	53.9	0.0	22.90	58.1	0.0	24.20	59.3	0.0	24.18	59.1
02/14/2017 11:00	0.0	25.93	59.5	0.0	64.41	55.1	0.0	23.41	58.9	0.0	24.62	60.2	0.0	24.56	59.9
02/14/2017 11:10	0.0	26.06	59.4	0.0	64.50	55.6	0.0	23.84	58.8	0.0	24.64	60.5	0.0	24.69	60.1
02/14/2017 11:20	0.0	26.19	60.0	0.0	64.54	56.5	0.0	24.23	58.9	0.0	24.74	60.7	0.0	24.83	60.2
02/14/2017 11:30	0.0	26.13	60.1	0.0	64.00	57.0	0.0	24.34	58.8	0.0	24.79	61.0	0.0	24.83	60.1
02/14/2017 11:40	0.0	26.20	60.5	0.0	64.15	57.7	0.0	24.77	58.9	0.0	24.97	61.0	0.0	24.98	60.5
02/14/2017 11:50	0.0	26.60	61.7	0.0	64.70	58.8	0.0	25.24	59.5	0.0	25.42	62.0	0.0	25.38	61.5
02/14/2017 12:00	0.0	26.54	61.6	0.0	63.90	58.9	0.0	25.16	59.5	0.0	25.47	62.3	0.0	25.33	61.3
02/14/2017 12:10	0.0	26.34	61.5	0.0	62.91	59.4	0.0	25.13	59.5	0.0	25.35	62.2	0.0	25.30	61.1
02/14/2017 12:20	0.0	26.43	62.5	0.0	62.59	60.3	0.0	25.49	59.7	0.0	25.35	62.6	0.0	25.52	61.4
02/14/2017 12:30	0.0	26.37	61.5	0.0	63.12	60.0	0.0	25.60	58.9	0.0	25.11	62.1	0.0	25.60	61.2
02/14/2017 12:40	0.0	26.06	60.7	0.0	62.99	59.2	0.0	25.34	58.4	0.0	24.82	61.8	0.0	25.30	60.2
02/14/2017 12:50	0.0	26.07	61.4	0.0	63.27	60.1	0.0	25.42	58.5	0.0	24.93	62.4	0.0	25.02	60.3
02/14/2017 13:00	0.0	26.27	62.4	0.0	64.23	60.9	0.0	25.70	58.7	0.0	25.04	62.8	0.0	24.91	60.6
02/14/2017 13:10	0.0	26.27	61.9	0.0	64.49	61.0	0.0	25.70	58.8	0.0	25.07	63.1	0.0	24.94	60.9
02/14/2017 13:20	0.0	26.43	63.4	0.0	65.12	61.9	0.0	25.74	59.1	0.0	25.38	63.8	0.0	25.36	61.6
02/14/2017 13:30	0.0	26.59	63.8	0.0	65.97	62.3	0.0	26.14	59.5	0.0	25.57	64.3	0.0	26.00	62.5
02/14/2017 13:40	0.0	26.41	62.6	0.0	66.03	61.9	0.0	26.31	59.5	0.0	25.43	63.8	0.0	26.30	62.7
02/14/2017 13:50	0.0	26.41	63.2	0.0	66.32	62.3	0.0	26.46	59.9	0.0	25.52	64.0	0.0	26.43	63.0
02/14/2017 14:00	0.0	26.49	63.9	0.0	66.41	62.7	0.0	26.54	60.7	0.0	25.66	65.1	0.0	26.45	63.3
02/14/2017 14:10	0.0	26.52	64.2	0.0	66.60	63.8	0.0	26.71	61.4	0.0	25.82	65.6	0.0	26.53	63.9
02/14/2017 14:20	0.0	26.71	65.7	0.0	67.36	64.6	0.0	27.10	62.3	0.0	26.10	66.5	0.0	26.86	64.7
02/14/2017 14:30	0.0	26.88	65.3	0.0	68.10	65.1	0.0	27.43	62.7	0.0	26.22	66.9	0.0	27.21	65.2

Date/Time	GW7i F	GW7i T	GW7o	GW8i F	GW8i T	GW8o	GW9i F	GW9i T	GW9o	GW10i F	GW10i T	GW10o	GW11i F	GW11i T	GW11o
02/14/2017 14:40	0.0	26.85	65.1	0.0	68.30	65.0	0.0	27.48	62.6	0.0	26.14	66.4	0.0	27.27	65.4
02/14/2017 14:50	0.0	26.75	64.5	0.0	68.08	64.2	0.0	27.40	62.6	0.0	26.10	66.3	0.0	27.25	65.1
02/14/2017 15:00	0.0	26.64	63.8	0.0	67.56	63.8	0.0	27.21	62.5	0.0	26.01	66.3	0.0	27.02	64.7
02/14/2017 15:10	0.0	26.34	62.2	0.0	66.67	62.4	0.0	26.81	61.5	0.0	25.55	65.0	0.0	26.51	63.8
02/14/2017 15:20	0.0	25.94	60.7	0.0	65.58	61.1	0.0	26.32	60.3	0.0	25.05	63.5	0.0	26.02	62.6
02/14/2017 15:30	0.0	25.61	59.8	0.0	64.59	60.2	0.0	25.85	59.7	0.0	24.72	62.8	0.0	25.63	61.5
02/14/2017 15:40	0.0	25.26	58.9	0.0	63.42	59.1	0.0	25.34	58.8	0.0	24.34	62.1	0.0	25.16	60.2
02/14/2017 15:50	0.0	24.92	58.3	0.0	62.38	58.5	0.0	24.93	58.5	0.0	24.09	61.7	0.0	24.80	59.3
02/14/2017 16:00	0.0	24.65	58.0	0.0	61.59	58.2	0.0	24.64	58.0	0.0	23.88	61.2	0.0	24.52	58.7
02/14/2017 16:10	0.0	24.44	57.4	0.0	61.05	57.5	0.0	24.41	57.4	0.0	23.61	60.5	0.0	24.29	58.1
02/14/2017 16:20	0.0	24.25	57.0	0.0	60.58	57.1	0.0	24.20	56.9	0.0	23.41	60.1	0.0	24.10	57.5
02/14/2017 16:30	0.0	23.99	56.2	0.0	59.95	56.4	0.0	23.91	56.4	0.0	23.22	59.5	0.0	23.84	56.9
02/14/2017 16:40	0.0	23.68	55.4	0.0	59.19	55.7	0.0	23.61	55.7	0.0	22.99	58.8	0.0	23.57	56.3
02/14/2017 16:50	0.0	23.40	54.8	0.0	58.54	55.1	0.0	23.35	55.1	0.0	22.74	58.2	0.0	23.32	55.6
02/14/2017 17:00	0.0	23.17	54.3	0.0	57.99	54.6	0.0	23.13	54.6	0.0	22.54	57.8	0.0	23.14	55.0
02/14/2017 17:10	0.0	23.01	53.9	0.0	57.60	54.2	0.0	22.96	54.1	0.0	22.35	57.3	0.0	23.00	54.6
02/14/2017 17:20	0.0	22.84	53.5	0.0	57.21	53.7	0.0	22.79	53.7	0.0	22.18	56.9	0.0	22.85	54.1
02/14/2017 17:30	0.0	22.66	52.9	0.0	56.77	53.3	0.0	22.62	53.2	0.0	22.00	56.5	0.0	22.68	53.7
02/14/2017 17:40	0.0	22.48	52.4	0.0	56.33	52.8	0.0	22.44	52.8	0.0	21.82	56.0	0.0	22.52	53.2
02/14/2017 17:50	0.0	22.31	52.0	0.0	55.91	52.4	0.0	22.26	52.4	0.0	21.66	55.6	0.0	22.38	52.8
02/14/2017 18:00	0.0	22.14	51.6	0.0	55.53	52.0	0.0	22.10	52.0	0.0	21.50	55.3	0.0	22.23	52.3
02/14/2017 18:10	0.0	21.99	51.3	0.0	55.17	51.7	0.0	21.95	51.6	0.0	21.34	54.8	0.0	22.10	52.0
02/14/2017 18:20	0.0	21.84	51.1	0.0	54.84	51.3	0.0	21.80	51.3	0.0	21.21	54.4	0.0	21.96	51.6
02/14/2017 18:30	0.0	21.69	50.6	0.0	54.47	51.0	0.0	21.66	51.0	0.0	21.07	54.2	0.0	21.80	51.3
02/14/2017 18:40	0.0	21.58	50.4	0.0	54.16	50.8	0.0	21.55	50.7	0.0	20.95	54.0	0.0	21.67	51.0
02/14/2017 18:50	0.0	21.49	50.3	0.0	53.93	50.7	0.0	21.48	50.6	0.0	20.87	53.9	0.0	21.58	50.8
02/14/2017 19:00	0.0	21.42	50.2	0.0	53.75	50.5	0.0	21.41	50.4	0.0	20.82	53.8	0.0	21.52	50.7
02/14/2017 19:10	0.0	21.37	50.1	0.0	53.64	50.5	0.0	21.38	50.4	0.0	20.80	53.6	0.0	21.49	50.6
02/14/2017 19:20	0.0	21.34	50.2	0.0	53.53	50.4	0.0	21.33	50.4	0.0	20.75	53.4	0.0	21.46	50.5
02/14/2017 19:30	0.0	21.27	50.0	0.0	53.42	50.2	0.0	21.27	50.2	0.0	20.69	53.2	0.0	21.39	50.3
02/14/2017 19:40	0.0	21.19	49.6	0.0	53.23	49.9	0.0	21.19	49.9	0.0	20.61	52.9	0.0	21.32	50.1
02/14/2017 19:50	0.0	21.10	49.5	0.0	53.01	49.7	0.0	21.11	49.7	0.0	20.54	52.7	0.0	21.27	49.9
02/14/2017 20:00	0.0	21.02	49.2	0.0	52.82	49.5	0.0	21.01	49.5	0.0	20.45	52.5	0.0	21.20	49.7
02/14/2017 20:10	0.0	20.89	48.7	0.0	52.54	49.2	0.0	20.86	49.2	0.0	20.29	52.2	0.0	21.09	49.4
02/14/2017 20:20	0.0	20.71	48.2	0.0	52.19	48.7	0.0	20.68	48.7	0.0	20.11	51.7	0.0	20.95	49.0

Date/Time	GW7i F	GW7i T	GW7o	GW8i F	GW8i T	GW8o	GW9i F	GW9i T	GW9o	GW10i F	GW10i T	GW10o	GW11i F	GW11i T	GW11o
02/14/2017 20:30	0.0	20.56	47.7	0.0	51.89	48.5	0.0	20.57	48.5	0.0	19.99	51.5	0.0	20.85	48.7
02/14/2017 20:40	0.0	20.41	47.4	0.0	51.63	48.3	0.0	20.45	48.2	0.0	19.88	51.3	0.0	20.75	48.4
02/14/2017 20:50	0.0	20.27	47.1	0.0	51.34	48.0	0.0	20.32	48.0	0.0	19.75	51.1	0.0	20.64	48.1
02/14/2017 21:00	0.0	20.17	46.9	0.0	51.12	47.8	0.0	20.22	47.8	0.0	19.65	50.9	0.0	20.57	47.9
02/14/2017 21:10	0.0	20.08	46.8	0.0	50.89	47.6	0.0	20.13	47.6	0.0	19.58	50.8	0.0	20.48	47.7
02/14/2017 21:20	0.0	20.04	46.9	0.0	50.72	47.5	0.0	20.06	47.5	0.0	19.52	50.7	0.0	20.42	47.5
02/14/2017 21:30	0.0	20.04	46.9	0.0	50.60	47.5	0.0	20.04	47.5	0.0	19.52	50.6	0.0	20.39	47.5
02/14/2017 21:40	0.0	20.00	46.8	0.0	50.52	47.4	0.0	20.03	47.3	0.0	19.48	50.5	0.0	20.34	47.4
02/14/2017 21:50	0.0	19.97	46.8	0.0	50.50	47.4	0.0	20.00	47.3	0.0	19.47	50.4	0.0	20.32	47.3
02/14/2017 22:00	0.0	20.02	47.1	0.0	50.50	47.5	0.0	20.04	47.4	0.0	19.50	50.4	0.0	20.32	47.4
02/14/2017 22:10	0.0	20.04	47.1	0.0	50.50	47.4	0.0	20.04	47.4	0.0	19.52	50.4	0.0	20.28	47.4
02/14/2017 22:20	0.0	20.03	47.1	0.0	50.36	47.3	0.0	20.04	47.3	0.0	19.49	50.2	0.0	20.21	47.4
02/14/2017 22:30	0.0	19.94	46.6	0.0	50.07	46.9	0.0	19.93	46.9	0.0	19.37	49.9	0.0	20.07	47.1
02/14/2017 22:40	0.0	19.76	45.9	0.0	49.58	46.1	0.0	19.73	46.3	0.0	19.17	49.3	0.0	19.85	46.7
02/14/2017 22:50	0.0	19.52	45.3	0.0	48.99	45.6	0.0	19.49	45.6	0.0	18.91	48.6	0.0	19.60	46.1
02/14/2017 23:00	0.0	19.34	44.8	0.0	48.54	45.1	0.0	19.30	45.1	0.0	18.71	48.3	0.0	19.40	45.6
02/14/2017 23:10	0.0	19.17	44.3	0.0	48.14	44.6	0.0	19.14	44.7	0.0	18.55	48.0	0.0	19.24	45.2
02/14/2017 23:20	0.0	19.03	44.1	0.0	47.81	44.4	0.0	19.00	44.3	0.0	18.40	47.7	0.0	19.10	44.8
02/14/2017 23:30	0.0	18.87	43.6	0.0	47.41	44.0	0.0	18.83	43.9	0.0	18.21	47.2	0.0	18.91	44.4
02/14/2017 23:40	0.0	18.70	43.2	0.0	46.96	43.5	0.0	18.64	43.5	0.0	18.02	46.7	0.0	18.72	43.8
02/14/2017 23:50	0.0	18.60	43.2	0.0	46.64	43.4	0.0	18.53	43.3	0.0	17.90	46.5	0.0	18.61	43.5
02/15/2017 00:00	0.0	18.60	43.6	0.0	46.68	43.7	0.0	18.55	43.8	0.0	17.94	46.6	0.0	18.67	43.7
02/15/2017 00:10	0.0	18.62	43.5	0.0	46.71	43.7	0.0	18.56	43.7	0.0	17.96	46.6	0.0	18.68	43.8
02/15/2017 00:20	0.0	18.54	43.1	0.0	46.57	43.4	0.0	18.50	43.4	0.0	17.91	46.4	0.0	18.64	43.7
02/15/2017 00:30	0.0	18.43	42.6	0.0	46.32	42.9	0.0	18.41	43.0	0.0	17.80	46.3	0.0	18.54	43.4
02/15/2017 00:40	0.0	18.34	42.5	0.0	46.13	42.8	0.0	18.34	42.8	0.0	17.72	46.2	0.0	18.46	43.2
02/15/2017 00:50	0.0	18.30	42.6	0.0	46.01	42.8	0.0	18.29	42.7	0.0	17.68	46.0	0.0	18.41	43.0
02/15/2017 01:00	0.0	18.24	42.5	0.0	45.86	42.6	0.0	18.23	42.7	0.0	17.64	45.7	0.0	18.35	42.9
02/15/2017 01:10	0.0	18.17	42.3	0.0	45.65	42.5	0.0	18.13	42.5	0.0	17.58	45.4	0.0	18.27	42.8
02/15/2017 01:20	0.0	18.09	42.3	0.0	45.45	42.4	0.0	18.06	42.4	0.0	17.51	45.0	0.0	18.19	42.6
02/15/2017 01:30	0.0	18.00	41.9	0.0	45.20	42.1	0.0	17.96	42.1	0.0	17.40	44.6	0.0	18.09	42.4
02/15/2017 01:40	0.0	17.91	41.7	0.0	44.98	41.9	0.0	17.87	41.9	0.0	17.32	44.4	0.0	18.02	42.2
02/15/2017 01:50	0.0	17.82	41.5	0.0	44.77	41.7	0.0	17.78	41.7	0.0	17.25	44.2	0.0	17.92	42.0
02/15/2017 02:00	0.0	17.71	41.1	0.0	44.49	41.2	0.0	17.67	41.3	0.0	17.13	43.9	0.0	17.81	41.8
02/15/2017 02:10	0.0	17.56	40.6	0.0	44.15	40.8	0.0	17.53	40.9	0.0	16.98	43.5	0.0	17.67	41.3

Date/Time	GW7i F	GW7i T	GW7o	GW8i F	GW8i T	GW8o	GW9i F	GW9i T	GW9o	GW10i F	GW10i T	GW10o	GW11i F	GW11i T	GW11o
02/15/2017 02:20	0.0	17.43	40.3	0.0	43.80	40.6	0.0	17.39	40.6	0.0	16.84	43.1	0.0	17.54	41.0
02/15/2017 02:30	0.0	17.29	39.9	0.0	43.45	40.2	0.0	17.25	40.1	0.0	16.70	42.8	0.0	17.39	40.7
02/15/2017 02:40	0.0	17.12	39.4	0.0	43.05	39.7	0.0	17.08	39.7	0.0	16.55	42.4	0.0	17.23	40.2
02/15/2017 02:50	0.0	16.96	39.0	0.0	42.64	39.3	0.0	16.91	39.3	0.0	16.38	42.1	0.0	17.07	39.8
02/15/2017 03:00	0.0	16.83	38.8	0.0	42.33	39.1	0.0	16.77	39.1	0.0	16.25	41.7	0.0	16.93	39.5
02/15/2017 03:10	0.0	16.70	38.5	0.0	41.98	38.7	0.0	16.63	38.7	0.0	16.12	41.4	0.0	16.80	39.2
02/15/2017 03:20	0.0	16.54	38.0	0.0	41.58	38.3	0.0	16.47	38.2	0.0	15.95	41.0	0.0	16.63	38.8
02/15/2017 03:30	0.0	16.39	37.6	0.0	41.19	37.9	0.0	16.32	37.9	0.0	15.78	40.8	0.0	16.45	38.3
02/15/2017 03:40	0.0	16.21	37.0	0.0	40.68	37.3	0.0	16.14	37.4	0.0	15.60	40.5	0.0	16.27	37.8
02/15/2017 03:50	0.0	16.03	36.6	0.0	40.23	36.9	0.0	15.96	36.9	0.0	15.41	39.9	0.0	16.09	37.4
02/15/2017 04:00	0.0	15.88	36.3	0.0	39.87	36.6	0.0	15.82	36.6	0.0	15.26	39.6	0.0	15.95	37.0
02/15/2017 04:10	0.0	15.77	36.1	0.0	39.59	36.4	0.0	15.71	36.4	0.0	15.17	39.3	0.0	15.85	36.8
02/15/2017 04:20	0.0	15.63	35.8	0.0	39.26	36.1	0.0	15.57	36.1	0.0	15.04	39.0	0.0	15.71	36.4
02/15/2017 04:30	0.0	15.52	35.6	0.0	38.98	35.8	0.0	15.48	35.8	0.0	14.93	38.8	0.0	15.61	36.2
02/15/2017 04:40	0.0	15.41	35.2	0.0	38.74	35.5	0.0	15.38	35.6	0.0	14.84	38.8	0.0	15.52	35.9
02/15/2017 04:50	0.0	15.32	35.0	0.0	38.51	35.3	0.0	15.28	35.3	0.0	14.73	38.6	0.0	15.43	35.7
02/15/2017 05:00	0.0	15.23	34.8	0.0	38.29	35.0	0.0	15.20	35.0	0.0	14.65	38.4	0.0	15.33	35.4
02/15/2017 05:10	0.0	15.13	34.6	0.0	38.05	34.8	0.0	15.09	34.8	0.0	14.54	38.1	0.0	15.22	35.1
02/15/2017 05:20	0.0	15.03	34.4	0.0	37.81	34.6	0.0	14.99	34.6	0.0	14.45	37.7	0.0	15.12	34.9
02/15/2017 05:30	0.0	14.95	34.2	0.0	37.59	34.5	0.0	14.91	34.4	0.0	14.38	37.6	0.0	15.05	34.8
02/15/2017 05:40	0.0	14.86	34.0	0.0	37.38	34.1	0.0	14.82	34.1	0.0	14.29	37.5	0.0	14.96	34.5
02/15/2017 05:50	0.0	14.77	33.7	0.0	37.12	33.9	0.0	14.73	33.9	0.0	14.19	37.2	0.0	14.86	34.3
02/15/2017 06:00	0.0	14.66	33.4	0.0	36.88	33.6	0.0	14.62	33.6	0.0	14.09	36.9	0.0	14.76	34.0
02/15/2017 06:10	0.0	14.57	33.2	0.0	36.63	33.4	0.0	14.52	33.4	0.0	14.00	36.7	0.0	14.66	33.8
02/15/2017 06:20	0.0	14.50	33.1	0.0	36.46	33.3	0.0	14.46	33.2	0.0	13.92	36.5	0.0	14.59	33.6
02/15/2017 06:30	0.0	14.43	33.0	0.0	36.27	33.1	0.0	14.38	33.1	0.0	13.86	36.3	0.0	14.52	33.4
02/15/2017 06:40	0.0	14.38	32.9	0.0	36.15	33.1	0.0	14.34	33.0	0.0	13.82	36.2	0.0	14.47	33.3
02/15/2017 06:50	0.0	14.32	32.7	0.0	35.99	32.9	0.0	14.27	32.9	0.0	13.76	36.0	0.0	14.41	33.2
02/15/2017 07:00	0.0	14.26	32.6	0.0	35.85	32.7	0.0	14.21	32.7	0.0	13.71	35.9	0.0	14.36	33.1
02/15/2017 07:10	0.0	14.23	32.6	0.0	35.74	32.7	0.0	14.16	32.7	0.0	13.68	35.8	0.0	14.31	33.0
02/15/2017 07:20	0.0	14.39	32.6	0.0	36.30	33.2	0.0	14.32	33.7	0.0	13.82	36.6	0.0	14.35	33.4
02/15/2017 07:30	0.0	14.94	32.9	0.0	38.00	34.1	0.0	14.68	35.4	0.0	14.31	38.0	0.0	14.57	34.9
02/15/2017 07:40	0.0	15.51	33.6	0.0	39.76	35.0	0.0	15.06	36.8	0.0	14.82	39.5	0.0	14.90	36.5
02/15/2017 07:50	0.0	15.86	34.4	0.0	41.28	35.8	0.0	15.31	38.0	0.0	15.21	40.2	0.0	15.18	37.4
02/15/2017 08:00	0.0	15.99	35.3	0.0	42.66	36.5	0.0	15.49	38.9	0.0	15.64	41.1	0.0	15.46	38.5

Date/Time	GW7i F	GW7i T	GW7o	GW8i F	GW8i T	GW8o	GW9i F	GW9i T	GW9o	GW10i F	GW10i T	GW10o	GW11i F	GW11i T	GW11o
02/15/2017 08:10	0.0	15.92	36.2	0.0	43.79	37.0	0.0	15.60	39.7	0.0	15.99	41.9	0.0	15.72	39.5
02/15/2017 08:20	0.0	15.79	36.9	0.0	44.56	37.4	0.0	15.62	40.5	0.0	16.32	42.5	0.0	15.92	40.3
02/15/2017 08:30	0.0	15.94	38.2	0.0	45.51	38.0	0.0	15.69	41.3	0.0	16.65	43.4	0.0	16.17	41.1
02/15/2017 08:40	0.0	16.23	38.5	0.0	45.91	38.1	0.0	15.58	41.4	0.0	16.74	43.1	0.0	16.29	41.3
02/15/2017 08:50	0.0	16.66	38.9	0.0	45.87	38.5	0.0	15.58	41.4	0.0	16.82	43.4	0.0	16.49	41.8
02/15/2017 09:00	0.0	17.05	38.9	0.0	45.35	38.2	0.0	15.56	40.7	0.0	16.78	42.7	0.0	16.56	41.4
02/15/2017 09:10	0.0	17.60	39.6	0.0	45.53	38.3	0.0	15.66	41.2	0.0	16.97	43.3	0.0	16.65	41.5
02/15/2017 09:20	0.0	18.06	40.2	0.0	45.64	38.5	0.0	15.79	41.7	0.0	17.15	43.8	0.0	16.80	42.1
02/15/2017 09:30	0.0	18.44	40.9	0.0	45.65	38.7	0.0	15.96	42.0	0.0	17.24	43.8	0.0	17.01	42.5
02/15/2017 09:40	0.0	18.66	41.3	0.0	45.78	38.7	0.0	16.09	41.7	0.0	17.24	43.8	0.0	17.14	42.4
02/15/2017 09:50	0.0	18.89	42.0	0.0	46.05	39.0	0.0	16.28	42.3	0.0	17.46	44.3	0.0	17.32	42.8
02/15/2017 10:00	0.0	19.48	43.9	0.0	47.15	39.7	0.0	16.65	44.7	0.0	18.09	46.2	0.0	17.78	44.7
02/15/2017 10:10	0.0	20.07	45.4	0.0	48.11	39.8	0.0	17.02	46.0	0.0	18.64	47.2	0.0	18.41	46.6
02/15/2017 10:20	0.0	20.29	45.4	0.0	48.85	39.9	0.0	17.24	46.3	0.0	18.95	47.6	0.0	18.88	47.5
02/15/2017 10:30	0.0	20.66	46.6	0.0	50.01	40.4	0.0	17.42	46.8	0.0	19.30	48.2	0.0	19.12	47.8
02/15/2017 10:40	0.0	20.95	46.6	0.0	50.70	40.5	0.0	17.44	46.9	0.0	19.40	47.9	0.0	19.13	47.6
02/15/2017 10:50	0.0	21.22	47.5	0.0	51.26	40.7	0.0	17.55	47.0	0.0	19.66	47.3	0.0	19.21	47.8
02/15/2017 11:00	0.0	21.61	48.7	0.0	51.76	42.0	0.0	18.01	47.8	0.0	20.03	48.0	0.0	19.62	48.8
02/15/2017 11:10	0.0	21.79	49.1	0.0	51.77	43.1	0.0	18.60	47.7	0.0	20.30	49.2	0.0	20.01	49.5
02/15/2017 11:20	0.0	22.00	49.8	0.0	52.21	44.2	0.0	19.26	48.4	0.0	20.51	50.1	0.0	20.18	49.8
02/15/2017 11:30	0.0	22.13	50.3	0.0	52.33	45.3	0.0	19.80	48.6	0.0	20.58	50.1	0.0	20.36	50.1
02/15/2017 11:40	0.0	22.13	50.4	0.0	52.22	46.6	0.0	20.11	48.5	0.0	20.64	50.2	0.0	20.46	50.0
02/15/2017 11:50	0.0	22.22	51.3	0.0	52.23	47.5	0.0	20.44	48.7	0.0	20.75	50.4	0.0	20.58	50.1
02/15/2017 12:00	0.0	22.16	51.6	0.0	51.85	48.4	0.0	20.82	49.0	0.0	20.88	50.5	0.0	20.76	50.5
02/15/2017 12:10	0.0	22.45	52.5	0.0	51.26	49.9	0.0	21.33	49.6	0.0	21.17	51.5	0.0	21.25	51.1
02/15/2017 12:20	0.0	22.60	53.0	0.0	50.18	49.8	0.0	21.53	48.9	0.0	21.33	51.3	0.0	21.46	51.6
02/15/2017 12:30	0.0	22.80	52.8	0.0	51.30	50.8	0.0	21.83	48.1	0.0	21.54	52.2	0.0	21.77	51.4
02/15/2017 12:40	0.0	23.20	55.7	0.0	52.94	52.1	0.0	22.35	48.7	0.0	22.14	53.6	0.0	22.19	52.2
02/15/2017 12:50	0.0	23.40	55.3	0.0	53.88	52.8	0.0	22.69	48.0	0.0	22.33	54.4	0.0	21.62	51.9
02/15/2017 13:00	0.0	23.06	53.8	0.0	53.77	52.1	0.0	22.52	46.7	0.0	22.02	53.5	0.0	20.54	51.1
02/15/2017 13:10	0.0	22.62	52.9	0.0	53.33	51.8	0.0	22.03	45.5	0.0	21.61	52.5	0.0	19.76	50.5
02/15/2017 13:20	0.0	22.54	53.7	0.0	53.81	52.6	0.0	21.31	45.3	0.0	21.71	53.8	0.0	20.22	51.4
02/15/2017 13:30	0.0	22.43	54.0	0.0	54.23	52.7	0.0	21.51	45.8	0.0	21.72	53.9	0.0	21.02	52.2
02/15/2017 13:40	0.0	22.41	54.4	0.0	55.02	53.7	0.0	22.12	47.4	0.0	21.82	54.8	0.0	21.69	53.0
02/15/2017 13:50	0.0	22.36	54.6	0.0	55.58	53.6	0.0	22.46	48.4	0.0	21.89	55.1	0.0	22.14	53.5

Date/Time	GW7i F	GW7i T	GW7o	GW8i F	GW8i T	GW8o	GW9i F	GW9i T	GW9o	GW10i F	GW10i T	GW10o	GW11i F	GW11i T	GW11o
02/15/2017 14:00	0.0	22.41	54.7	0.0	56.02	53.8	0.0	22.72	49.2	0.0	21.99	55.6	0.0	22.39	53.9
02/15/2017 14:10	0.0	22.28	54.6	0.0	56.15	53.3	0.0	22.77	49.9	0.0	21.91	55.8	0.0	22.47	54.1
02/15/2017 14:20	0.0	22.26	55.0	0.0	56.55	53.7	0.0	22.98	50.6	0.0	21.94	56.0	0.0	22.65	54.5
02/15/2017 14:30	0.0	22.28	55.1	0.0	56.94	54.1	0.0	23.23	51.4	0.0	22.07	56.7	0.0	22.98	55.3
02/15/2017 14:40	0.0	22.33	55.3	0.0	57.28	54.4	0.0	23.39	51.9	0.0	22.12	56.8	0.0	23.16	55.6
02/15/2017 14:50	0.0	22.34	55.0	0.0	57.41	54.8	0.0	23.43	52.2	0.0	22.16	56.9	0.0	22.99	55.8
02/15/2017 15:00	0.0	22.27	54.9	0.0	57.40	54.5	0.0	23.45	52.3	0.0	22.07	56.8	0.0	22.48	55.7
02/15/2017 15:10	0.0	22.38	55.3	0.0	57.78	55.4	0.0	23.66	52.8	0.0	22.23	57.5	0.0	22.32	56.3
02/15/2017 15:20	0.0	22.34	55.0	0.0	57.36	55.5	0.0	23.64	53.0	0.0	22.17	57.3	0.0	22.34	56.3
02/15/2017 15:30	0.0	22.30	55.0	0.0	56.29	55.0	0.0	23.59	53.0	0.0	22.11	57.3	0.0	22.59	56.1
02/15/2017 15:40	0.0	22.36	55.2	0.0	55.13	55.1	0.0	23.62	53.3	0.0	22.20	57.7	0.0	22.86	56.1
02/15/2017 15:50	0.0	22.30	54.5	0.0	53.92	54.9	0.0	23.57	53.0	0.0	22.07	57.2	0.0	22.75	55.9
02/15/2017 16:00	0.0	22.46	54.5	0.0	53.23	55.4	0.0	23.90	53.3	0.0	21.98	57.0	0.0	22.73	56.1
02/15/2017 16:10	0.0	22.43	53.9	0.0	52.59	54.9	0.0	24.05	52.0	0.0	21.73	56.8	0.0	22.41	56.1
02/15/2017 16:20	0.0	22.43	53.4	0.0	51.87	54.2	0.0	23.94	51.5	0.0	21.13	56.2	0.0	21.78	55.7
02/15/2017 16:30	0.0	22.41	53.1	0.0	51.27	53.8	0.0	23.67	50.7	0.0	20.54	56.0	0.0	21.13	55.2
02/15/2017 16:40	0.0	22.32	52.3	0.0	50.84	53.4	0.0	23.43	50.2	0.0	20.07	55.4	0.0	20.66	54.6
02/15/2017 16:50	0.0	22.19	52.0	0.0	50.44	53.1	0.0	23.18	50.3	0.0	19.79	55.4	0.0	20.36	54.1
02/15/2017 17:00	0.0	22.10	51.4	0.0	50.20	52.7	0.0	23.09	50.1	0.0	19.61	54.9	0.0	20.23	53.7
02/15/2017 17:10	0.0	21.88	50.6	0.0	49.98	52.1	0.0	22.83	49.9	0.0	19.44	54.0	0.0	20.08	52.9
02/15/2017 17:20	0.0	21.65	49.8	0.0	49.65	51.3	0.0	22.45	49.8	0.0	19.36	53.6	0.0	19.91	52.1
02/15/2017 17:30	0.0	21.35	48.9	0.0	49.20	50.0	0.0	21.94	49.0	0.0	19.28	52.7	0.0	19.73	51.1
02/15/2017 17:40	0.0	20.89	47.4	0.0	48.77	48.4	0.0	21.35	47.7	0.0	19.13	51.2	0.0	19.53	49.7
02/15/2017 17:50	0.0	20.14	45.0	0.0	48.26	46.3	0.0	20.44	45.9	0.0	18.87	48.9	0.0	19.30	47.7
02/15/2017 18:00	0.0	19.52	43.9	0.0	47.68	44.8	0.0	19.66	44.6	0.0	18.59	47.9	0.0	19.06	46.0
02/15/2017 18:10	0.0	19.09	43.4	0.0	47.16	44.0	0.0	19.14	43.9	0.0	18.34	47.4	0.0	18.86	44.9
02/15/2017 18:20	0.0	18.80	43.0	0.0	46.76	43.4	0.0	18.80	43.3	0.0	18.13	47.1	0.0	18.70	44.1
02/15/2017 18:30	0.0	18.58	42.5	0.0	46.37	42.9	0.0	18.55	42.9	0.0	17.98	46.9	0.0	18.55	43.5
02/15/2017 18:40	0.0	18.37	41.9	0.0	45.97	42.4	0.0	18.33	42.3	0.0	17.82	46.7	0.0	18.39	42.9
02/15/2017 18:50	0.0	18.19	41.4	0.0	45.57	41.9	0.0	18.14	42.0	0.0	17.67	46.4	0.0	18.24	42.5
02/15/2017 19:00	0.0	18.04	41.3	0.0	45.28	41.8	0.0	18.01	41.8	0.0	17.55	46.1	0.0	18.17	42.2
02/15/2017 19:10	0.0	17.95	41.2	0.0	45.17	41.8	0.0	17.95	41.8	0.0	17.47	45.8	0.0	18.16	42.0
02/15/2017 19:20	0.0	17.85	40.9	0.0	44.98	41.4	0.0	17.85	41.5	0.0	17.36	45.7	0.0	18.10	41.8
02/15/2017 19:30	0.0	17.76	40.6	0.0	44.74	41.1	0.0	17.76	41.1	0.0	17.25	45.7	0.0	17.98	41.5
02/15/2017 19:40	0.0	17.68	40.4	0.0	44.52	41.0	0.0	17.66	40.9	0.0	17.17	45.6	0.0	17.86	41.2

Date/Time	GW7i F	GW7i T	GW7o	GW8i F	GW8i T	GW8o	GW9i F	GW9i T	GW9o	GW10i F	GW10i T	GW10o	GW11i F	GW11i T	GW11o
02/15/2017 19:50	0.0	17.56	40.0	0.0	44.28	40.7	0.0	17.55	40.7	0.0	17.08	45.2	0.0	17.80	41.1
02/15/2017 20:00	0.0	17.37	39.5	0.0	43.94	40.4	0.0	17.36	40.4	0.0	16.88	44.7	0.0	17.72	40.7
02/15/2017 20:10	0.0	17.20	39.1	0.0	43.63	40.0	0.0	17.21	40.0	0.0	16.75	44.5	0.0	17.64	40.4
02/15/2017 20:20	0.0	16.99	38.5	0.0	43.28	39.7	0.0	17.02	39.8	0.0	16.64	44.3	0.0	17.52	40.0
02/15/2017 20:30	0.0	16.85	38.4	0.0	43.05	39.6	0.0	16.93	39.8	0.0	16.60	44.4	0.0	17.41	39.7
02/15/2017 20:40	0.0	16.73	38.0	0.0	42.89	39.4	0.0	16.85	39.5	0.0	16.52	44.3	0.0	17.35	39.5
02/15/2017 20:50	0.0	16.60	37.5	0.0	42.58	38.9	0.0	16.70	39.0	0.0	16.36	44.0	0.0	17.30	39.2
02/15/2017 21:00	0.0	16.47	37.0	0.0	42.26	38.5	0.0	16.57	38.5	0.0	16.24	43.8	0.0	17.23	38.9
02/15/2017 21:10	0.0	16.32	36.5	0.0	41.94	38.0	0.0	16.43	38.0	0.0	16.13	43.5	0.0	17.13	38.4
02/15/2017 21:20	0.0	16.17	36.0	0.0	41.66	37.6	0.0	16.30	37.6	0.0	16.00	43.2	0.0	17.02	38.0
02/15/2017 21:30	0.0	16.03	35.8	0.0	41.23	37.2	0.0	16.12	37.2	0.0	15.78	42.7	0.0	16.86	37.6
02/15/2017 21:40	0.0	15.88	35.4	0.0	40.70	36.7	0.0	15.93	36.7	0.0	15.56	42.3	0.0	16.67	37.2
02/15/2017 21:50	0.0	15.74	34.9	0.0	40.38	36.4	0.0	15.79	36.3	0.0	15.45	42.4	0.0	16.54	36.8
02/15/2017 22:00	0.0	15.66	34.9	0.0	40.21	36.3	0.0	15.73	36.1	0.0	15.40	42.3	0.0	16.46	36.5
02/15/2017 22:10	0.0	15.64	35.0	0.0	40.08	36.2	0.0	15.66	35.9	0.0	15.35	42.2	0.0	16.37	36.2
02/15/2017 22:20	0.0	15.63	35.0	0.0	39.92	36.0	0.0	15.63	35.8	0.0	15.28	42.3	0.0	16.30	35.9
02/15/2017 22:30	0.0	15.54	34.5	0.0	39.73	35.7	0.0	15.55	35.5	0.0	15.19	42.0	0.0	16.22	35.8
02/15/2017 22:40	0.0	15.41	34.3	0.0	39.42	35.4	0.0	15.41	35.2	0.0	15.04	41.3	0.0	16.06	35.5
02/15/2017 22:50	0.0	15.30	34.4	0.0	39.01	35.2	0.0	15.27	35.1	0.0	14.87	40.6	0.0	15.87	35.3
02/15/2017 23:00	0.0	15.25	34.5	0.0	38.77	35.1	0.0	15.19	35.0	0.0	14.79	40.3	0.0	15.73	35.2
02/15/2017 23:10	0.0	15.16	34.1	0.0	38.56	34.8	0.0	15.12	34.7	0.0	14.74	40.2	0.0	15.66	35.0
02/15/2017 23:20	0.0	15.06	33.9	0.0	38.31	34.6	0.0	15.02	34.5	0.0	14.62	39.7	0.0	15.56	34.8
02/15/2017 23:30	0.0	14.95	33.7	0.0	38.00	34.4	0.0	14.89	34.3	0.0	14.49	39.2	0.0	15.43	34.6
02/15/2017 23:40	0.0	14.84	33.5	0.0	37.77	34.2	0.0	14.81	34.1	0.0	14.42	38.9	0.0	15.33	34.3
02/15/2017 23:50	0.0	14.74	33.3	0.0	37.52	34.0	0.0	14.72	33.9	0.0	14.34	38.6	0.0	15.23	34.2
02/16/2017 00:00	0.0	14.67	33.2	0.0	37.28	33.7	0.0	14.63	33.7	0.0	14.24	38.4	0.0	15.13	33.9
02/16/2017 00:10	0.0	14.57	32.9	0.0	37.05	33.5	0.0	14.53	33.4	0.0	14.15	38.1	0.0	15.04	33.7
02/16/2017 00:20	0.0	14.47	32.7	0.0	36.74	33.2	0.0	14.42	33.1	0.0	14.02	37.7	0.0	14.90	33.4
02/16/2017 00:30	0.0	14.40	32.6	0.0	36.47	33.0	0.0	14.33	32.9	0.0	13.90	37.3	0.0	14.78	33.2
02/16/2017 00:40	0.0	14.31	32.3	0.0	36.20	32.8	0.0	14.24	32.6	0.0	13.80	37.2	0.0	14.65	33.1
02/16/2017 00:50	0.0	14.27	32.2	0.0	36.02	32.6	0.0	14.17	32.4	0.0	13.73	37.2	0.0	14.55	32.8
02/16/2017 01:00	0.0	14.28	32.2	0.0	36.00	32.7	0.0	14.17	32.4	0.0	13.72	37.6	0.0	14.48	32.7
02/16/2017 01:10	0.0	14.29	32.2	0.0	36.00	32.7	0.0	14.20	32.4	0.0	13.72	38.0	0.0	14.48	32.6
02/16/2017 01:20	0.0	14.32	32.2	0.0	36.00	32.6	0.0	14.23	32.3	0.0	13.72	38.3	0.0	14.48	32.6
02/16/2017 01:30	0.0	14.32	32.2	0.0	36.06	32.7	0.0	14.24	32.4	0.0	13.72	38.3	0.0	14.55	32.6

Date/Time	GW7i F	GW7i T	GW7o	GW8i F	GW8i T	GW8o	GW9i F	GW9i T	GW9o	GW10i F	GW10i T	GW10o	GW11i F	GW11i T	GW11o
02/16/2017 01:40	0.0	14.29	32.2	0.0	36.15	32.9	0.0	14.24	32.7	0.0	13.76	37.8	0.0	14.62	32.7
02/16/2017 01:50	0.0	14.28	32.4	0.0	36.16	32.9	0.0	14.24	32.8	0.0	13.76	37.4	0.0	14.64	32.8
02/16/2017 02:00	0.0	14.24	32.3	0.0	36.05	32.8	0.0	14.19	32.7	0.0	13.74	37.1	0.0	14.61	32.8
02/16/2017 02:10	0.0	14.20	32.2	0.0	35.94	32.7	0.0	14.15	32.6	0.0	13.72	37.0	0.0	14.57	32.7
02/16/2017 02:20	0.0	14.16	32.1	0.0	35.90	32.6	0.0	14.12	32.5	0.0	13.72	37.0	0.0	14.56	32.7
02/16/2017 02:30	0.0	14.14	32.0	0.0	35.90	32.5	0.0	14.11	32.4	0.0	13.71	37.0	0.0	14.55	32.5
02/16/2017 02:40	0.0	14.09	31.8	0.0	35.78	32.4	0.0	14.05	32.2	0.0	13.64	36.9	0.0	14.50	32.4
02/16/2017 02:50	0.0	14.04	31.7	0.0	35.64	32.2	0.0	14.00	32.1	0.0	13.58	36.7	0.0	14.46	32.3
02/16/2017 03:00	0.0	14.00	31.6	0.0	35.55	32.2	0.0	13.97	32.1	0.0	13.55	36.8	0.0	14.41	32.3
02/16/2017 03:10	0.0	14.00	31.6	0.0	35.50	32.2	0.0	13.96	32.1	0.0	13.52	36.8	0.0	14.40	32.2
02/16/2017 03:20	0.0	14.00	31.7	0.0	35.50	32.2	0.0	13.96	32.1	0.0	13.52	36.8	0.0	14.38	32.2
02/16/2017 03:30	0.0	14.00	31.6	0.0	35.50	32.2	0.0	13.96	32.0	0.0	13.52	37.0	0.0	14.36	32.2
02/16/2017 03:40	0.0	14.00	31.5	0.0	35.50	32.2	0.0	13.96	32.1	0.0	13.52	37.1	0.0	14.39	32.2
02/16/2017 03:50	0.0	14.03	31.8	0.0	35.50	32.3	0.0	13.97	32.1	0.0	13.52	37.0	0.0	14.39	32.3
02/16/2017 04:00	0.0	14.04	31.8	0.0	35.50	32.3	0.0	13.97	32.0	0.0	13.51	37.1	0.0	14.34	32.2
02/16/2017 04:10	0.0	14.04	31.7	0.0	35.44	32.2	0.0	13.96	32.0	0.0	13.48	37.1	0.0	14.30	32.1
02/16/2017 04:20	0.0	14.01	31.4	0.0	35.31	32.0	0.0	13.90	31.7	0.0	13.42	37.2	0.0	14.24	32.0
02/16/2017 04:30	0.0	13.89	31.2	0.0	35.07	31.7	0.0	13.82	31.5	0.0	13.31	37.3	0.0	14.15	31.7
02/16/2017 04:40	0.0	13.79	30.7	0.0	34.87	31.5	0.0	13.75	31.2	0.0	13.21	37.4	0.0	14.07	31.5
02/16/2017 04:50	0.0	13.68	30.1	0.0	34.65	31.1	0.0	13.68	30.8	0.0	13.13	37.7	0.0	14.03	31.1
02/16/2017 05:00	0.0	13.61	29.7	0.0	34.58	30.8	0.0	13.62	30.4	0.0	13.07	38.2	0.0	14.04	30.8
02/16/2017 05:10	0.0	13.56	29.4	0.0	34.45	30.6	0.0	13.59	29.9	0.0	13.01	38.7	0.0	14.02	30.5
02/16/2017 05:20	0.0	13.54	29.2	0.0	34.40	30.6	0.0	13.58	29.7	0.0	12.96	39.1	0.0	13.97	30.3
02/16/2017 05:30	0.0	13.53	29.4	0.0	34.29	30.7	0.0	13.56	29.8	0.0	12.95	39.0	0.0	13.93	30.2
02/16/2017 05:40	0.0	13.45	29.5	0.0	34.04	30.6	0.0	13.47	29.9	0.0	12.86	38.4	0.0	13.80	30.1
02/16/2017 05:50	0.0	13.44	29.6	0.0	34.09	30.7	0.0	13.46	30.0	0.0	12.86	38.2	0.0	13.77	30.0
02/16/2017 06:00	0.0	13.37	29.4	0.0	34.03	30.4	0.0	13.35	29.8	0.0	12.82	37.5	0.0	13.80	29.9
02/16/2017 06:10	0.0	13.29	29.2	0.0	33.89	30.1	0.0	13.24	29.7	0.0	12.77	37.2	0.0	13.81	29.8
02/16/2017 06:20	0.0	13.20	29.0	0.0	33.67	29.9	0.0	13.13	29.5	0.0	12.69	36.8	0.0	13.73	29.7
02/16/2017 06:30	0.0	13.13	28.8	0.0	33.44	29.7	0.0	13.04	29.2	0.0	12.61	36.8	0.0	13.63	29.5
02/16/2017 06:40	0.0	13.12	28.6	0.0	33.30	29.5	0.0	13.01	28.9	0.0	12.55	37.5	0.0	13.53	29.3
02/16/2017 06:50	0.0	13.16	28.6	0.0	33.43	29.6	0.0	13.07	28.9	0.0	12.55	38.1	0.0	13.57	29.2
02/16/2017 07:00	0.0	13.32	29.4	0.0	33.69	30.0	0.0	13.18	29.4	0.0	12.60	38.4	0.0	13.62	29.3
02/16/2017 07:10	0.0	13.59	30.6	0.0	34.26	31.1	0.0	13.49	30.7	0.0	12.81	39.1	0.0	13.85	30.1
02/16/2017 07:20	0.0	14.04	32.1	0.0	35.43	32.5	0.0	13.98	32.3	0.0	13.22	40.2	0.0	14.27	31.7

Date/Time	GW7i F	GW7i T	GW7o	GW8i F	GW8i T	GW8o	GW9i F	GW9i T	GW9o	GW10i F	GW10i T	GW10o	GW11i F	GW11i T	GW11o
02/16/2017 07:30	0.0	14.55	33.5	0.0	36.74	33.9	0.0	14.48	33.9	0.0	13.71	41.1	0.0	14.75	33.2
02/16/2017 07:40	0.0	15.04	34.8	0.0	38.03	34.9	0.0	14.93	35.4	0.0	14.20	42.0	0.0	15.22	34.7
02/16/2017 07:50	0.0	15.65	36.0	0.0	39.95	36.5	0.0	15.50	37.6	0.0	14.88	43.6	0.0	15.75	36.6
02/16/2017 08:00	0.0	16.22	37.2	0.0	41.90	37.8	0.0	16.02	39.4	0.0	15.54	45.1	0.0	16.32	38.4
02/16/2017 08:10	0.0	16.50	38.2	0.0	43.15	38.6	0.0	16.34	40.8	0.0	16.09	45.9	0.0	16.78	40.0
02/16/2017 08:20	0.0	16.71	39.5	0.0	44.70	39.7	0.0	16.64	42.8	0.0	16.79	47.1	0.0	17.21	42.0
02/16/2017 08:30	0.0	17.06	41.1	0.0	46.40	40.9	0.0	16.91	44.7	0.0	17.51	48.7	0.0	17.69	43.8
02/16/2017 08:40	0.0	17.67	43.1	0.0	48.32	42.2	0.0	17.17	46.7	0.0	18.25	50.6	0.0	18.27	46.0
02/16/2017 08:50	0.0	18.41	44.3	0.0	49.76	43.3	0.0	17.36	48.3	0.0	18.85	51.8	0.0	18.86	47.7
02/16/2017 09:00	0.0	19.39	46.0	0.0	51.24	44.4	0.0	17.64	49.9	0.0	19.45	52.8	0.0	19.40	49.3
02/16/2017 09:10	0.0	20.44	47.5	0.0	52.93	45.6	0.0	18.04	51.3	0.0	20.01	54.1	0.0	19.95	50.6
02/16/2017 09:20	0.0	21.24	48.6	0.0	54.02	46.4	0.0	18.43	52.0	0.0	20.48	54.9	0.0	20.45	51.8
02/16/2017 09:30	0.0	21.93	49.8	0.0	54.65	46.8	0.0	18.84	52.8	0.0	20.84	54.7	0.0	20.82	52.6
02/16/2017 09:40	0.0	22.48	51.2	0.0	55.32	47.4	0.0	19.27	53.3	0.0	21.21	55.0	0.0	21.13	53.3
02/16/2017 09:50	0.0	23.03	52.8	0.0	56.47	48.4	0.0	19.79	54.4	0.0	21.77	56.1	0.0	21.61	54.5
02/16/2017 10:00	0.0	23.62	54.3	0.0	57.63	49.2	0.0	20.30	55.9	0.0	22.29	57.3	0.0	22.23	56.3
02/16/2017 10:10	0.0	23.96	54.7	0.0	58.38	49.8	0.0	20.79	56.6	0.0	22.63	58.0	0.0	22.77	57.1
02/16/2017 10:20	0.0	24.27	56.1	0.0	59.28	50.8	0.0	21.29	57.4	0.0	23.20	59.2	0.0	23.28	57.9
02/16/2017 10:30	0.0	24.91	58.2	0.0	60.83	52.1	0.0	21.86	58.7	0.0	23.80	60.2	0.0	23.89	59.5
02/16/2017 10:40	0.0	25.30	59.3	0.0	61.67	53.0	0.0	22.35	59.0	0.0	24.05	60.4	0.0	24.45	60.1
02/16/2017 10:50	0.0	25.47	59.7	0.0	61.88	54.1	0.0	22.77	60.0	0.0	24.36	59.5	0.0	24.81	61.0
02/16/2017 11:00	0.0	26.04	62.2	0.0	63.12	56.2	0.0	23.53	61.4	0.0	24.96	60.8	0.0	25.42	62.4
02/16/2017 11:10	0.0	26.88	64.7	0.0	64.92	58.6	0.0	24.56	63.5	0.0	25.76	63.7	0.0	26.18	64.2
02/16/2017 11:20	0.0	27.33	64.9	0.0	65.85	60.4	0.0	25.48	64.4	0.0	26.06	65.0	0.0	26.81	65.2
02/16/2017 11:30	0.0	27.71	65.9	0.0	66.65	61.9	0.0	26.26	65.4	0.0	26.55	65.8	0.0	27.29	66.2
02/16/2017 11:40	0.0	28.23	67.6	0.0	67.57	63.5	0.0	26.99	66.3	0.0	26.91	66.7	0.0	27.82	67.3
02/16/2017 11:50	0.0	28.36	68.0	0.0	67.81	64.5	0.0	27.40	66.5	0.0	27.08	66.8	0.0	28.14	67.6
02/16/2017 12:00	0.0	28.59	69.2	0.0	68.11	65.7	0.0	27.78	67.2	0.0	27.31	67.6	0.0	28.46	68.2
02/16/2017 12:10	0.0	28.48	68.2	0.0	67.73	65.4	0.0	27.84	66.4	0.0	27.20	67.5	0.0	28.56	68.1
02/16/2017 12:20	0.0	28.20	67.7	0.0	67.15	65.7	0.0	27.73	65.5	0.0	27.14	67.3	0.0	28.32	67.4
02/16/2017 12:30	0.0	28.58	69.7	0.0	68.17	67.6	0.0	28.21	66.4	0.0	27.66	68.5	0.0	28.81	68.2
02/16/2017 12:40	0.0	28.82	70.7	0.0	68.93	68.2	0.0	28.57	66.7	0.0	27.92	69.5	0.0	29.30	68.9
02/16/2017 12:50	0.0	28.99	71.1	0.0	69.66	69.0	0.0	28.82	66.9	0.0	28.08	70.1	0.0	29.10	69.2
02/16/2017 13:00	0.0	29.13	71.6	0.0	70.47	69.9	0.0	29.11	67.5	0.0	28.31	71.1	0.0	28.74	69.7
02/16/2017 13:10	0.0	29.25	71.6	0.0	71.20	70.6	0.0	29.28	68.1	0.0	28.43	71.5	0.0	28.71	70.2

Date/Time	GW7i F	GW7i T	GW7o	GW8i F	GW8i T	GW8o	GW9i F	GW9i T	GW9o	GW10i F	GW10i T	GW10o	GW11i F	GW11i T	GW11o
02/16/2017 13:20	0.0	29.10	70.4	0.0	71.37	69.9	0.0	29.03	68.3	0.0	28.38	71.6	0.0	28.94	70.3
02/16/2017 13:30	0.0	29.29	72.1	0.0	72.14	71.2	0.0	29.33	68.9	0.0	28.74	72.6	0.0	29.46	71.0
02/16/2017 13:40	0.0	29.62	73.5	0.0	73.23	72.6	0.0	29.93	70.1	0.0	29.23	73.9	0.0	30.23	72.4
02/16/2017 13:50	0.0	29.78	73.9	0.0	74.02	73.4	0.0	30.32	70.8	0.0	29.51	74.5	0.0	30.76	73.7
02/16/2017 14:00	0.0	29.98	74.9	0.0	74.79	73.9	0.0	30.76	71.7	0.0	29.77	75.0	0.0	31.23	74.7
02/16/2017 14:10	0.0	30.02	75.2	0.0	75.18	74.0	0.0	30.99	72.1	0.0	29.78	74.7	0.0	31.41	75.1
02/16/2017 14:20	0.0	30.23	76.0	0.0	76.09	75.6	0.0	31.37	73.0	0.0	30.11	75.6	0.0	31.84	76.4
02/16/2017 14:30	0.0	30.36	76.4	0.0	76.71	75.9	0.0	31.66	73.8	0.0	30.38	76.4	0.0	32.16	76.9
02/16/2017 14:40	0.0	30.50	76.9	0.0	77.54	76.6	0.0	31.99	74.3	0.0	30.62	76.7	0.0	32.45	77.6
02/16/2017 14:50	0.0	30.54	76.9	0.0	78.05	76.7	0.0	32.27	75.0	0.0	30.66	77.1	0.0	32.62	78.0
02/16/2017 15:00	0.0	30.32	74.9	0.0	77.14	75.5	0.0	31.95	73.8	0.0	30.24	75.4	0.0	31.81	77.1
02/16/2017 15:10	0.0	30.52	76.3	0.0	77.39	76.1	0.0	31.93	74.0	0.0	30.31	75.5	0.0	31.38	76.7
02/16/2017 15:20	0.0	30.56	76.1	0.0	77.26	76.3	0.0	32.02	74.2	0.0	30.42	75.9	0.0	31.54	77.1
02/16/2017 15:30	0.0	30.60	75.9	0.0	76.72	76.2	0.0	32.04	74.3	0.0	30.45	76.1	0.0	31.86	77.4
02/16/2017 15:40	0.0	30.59	75.8	0.0	76.02	76.3	0.0	32.07	74.6	0.0	30.46	76.0	0.0	31.97	77.3
02/16/2017 15:50	0.0	30.67	76.0	0.0	75.37	76.9	0.0	32.16	74.8	0.0	30.52	76.3	0.0	31.90	77.4
02/16/2017 16:00	0.0	30.74	75.8	0.0	74.89	76.7	0.0	32.19	74.5	0.0	30.33	76.1	0.0	31.69	77.2
02/16/2017 16:10	0.0	30.57	74.4	0.0	74.37	75.7	0.0	31.93	73.4	0.0	29.94	75.2	0.0	31.17	76.3
02/16/2017 16:20	0.0	30.26	73.2	0.0	73.94	74.5	0.0	31.54	72.4	0.0	29.43	74.0	0.0	30.58	75.3
02/16/2017 16:30	0.0	29.97	72.3	0.0	73.49	73.2	0.0	31.08	71.7	0.0	29.02	73.1	0.0	30.08	74.2
02/16/2017 16:40	0.0	29.60	71.0	0.0	73.00	71.8	0.0	30.50	70.8	0.0	28.71	72.1	0.0	29.70	72.9
02/16/2017 16:50	0.0	29.18	69.7	0.0	72.34	70.5	0.0	29.86	69.9	0.0	28.38	70.9	0.0	29.33	71.5
02/16/2017 17:00	0.0	29.12	70.5	0.0	71.80	71.3	0.0	29.67	70.4	0.0	28.18	71.6	0.0	29.05	71.7
02/16/2017 17:10	0.0	29.32	71.5	0.0	71.55	72.2	0.0	29.94	71.3	0.0	28.13	72.6	0.0	28.92	72.6
02/16/2017 17:20	0.0	29.31	70.7	0.0	71.35	71.9	0.0	29.94	70.9	0.0	28.12	72.1	0.0	28.81	72.2
02/16/2017 17:30	0.0	29.12	69.8	0.0	71.06	70.6	0.0	29.68	70.2	0.0	28.04	70.9	0.0	28.66	71.5
02/16/2017 17:40	0.0	28.86	68.8	0.0	70.58	69.8	0.0	29.36	69.5	0.0	27.88	70.1	0.0	28.47	70.6
02/16/2017 17:50	0.0	28.34	67.0	0.0	70.00	68.0	0.0	28.77	68.0	0.0	27.59	68.5	0.0	28.22	69.3
02/16/2017 18:00	0.0	27.80	65.4	0.0	69.36	66.6	0.0	28.14	66.6	0.0	27.24	67.2	0.0	27.95	67.8
02/16/2017 18:10	0.0	27.31	64.2	0.0	68.58	65.4	0.0	27.59	65.5	0.0	26.85	66.2	0.0	27.65	66.5
02/16/2017 18:20	0.0	26.93	63.5	0.0	67.83	64.6	0.0	27.16	64.7	0.0	26.54	65.5	0.0	27.36	65.4
02/16/2017 18:30	0.0	26.60	62.8	0.0	67.23	64.0	0.0	26.85	64.2	0.0	26.29	65.0	0.0	27.11	64.6
02/16/2017 18:40	0.0	26.27	61.9	0.0	66.58	63.1	0.0	26.56	63.7	0.0	26.05	64.4	0.0	26.90	64.0
02/16/2017 18:50	0.0	25.97	61.2	0.0	65.95	62.4	0.0	26.29	63.3	0.0	25.81	63.8	0.0	26.71	63.4
02/16/2017 19:00	0.0	25.70	60.4	0.0	65.22	61.8	0.0	25.96	62.5	0.0	25.52	63.2	0.0	26.48	62.8

Date/Time	GW7i F	GW7i T	GW7o	GW8i F	GW8i T	GW8o	GW9i F	GW9i T	GW9o	GW10i F	GW10i T	GW10o	GW11i F	GW11i T	GW11o
02/16/2017 19:10	0.0	25.60	60.6	0.0	64.61	61.6	0.0	25.75	62.1	0.0	25.32	62.9	0.0	26.17	62.2
02/16/2017 19:20	0.0	25.56	60.7	0.0	64.27	61.5	0.0	25.71	61.8	0.0	25.23	62.8	0.0	25.96	61.8
02/16/2017 19:30	0.0	25.57	60.9	0.0	64.07	61.4	0.0	25.64	61.6	0.0	25.13	62.6	0.0	25.86	61.5
02/16/2017 19:40	0.0	25.58	61.1	0.0	64.03	61.4	0.0	25.57	61.5	0.0	25.07	62.4	0.0	25.85	61.6
02/16/2017 19:50	0.0	25.62	61.2	0.0	64.10	61.5	0.0	25.56	61.6	0.0	25.12	62.6	0.0	25.88	61.7
02/16/2017 20:00	0.0	25.57	61.0	0.0	63.98	61.3	0.0	25.54	61.4	0.0	25.07	62.2	0.0	25.84	61.6
02/16/2017 20:10	0.0	25.42	60.3	0.0	63.67	60.9	0.0	25.42	61.1	0.0	24.94	61.9	0.0	25.71	61.3
02/16/2017 20:20	0.0	25.27	60.1	0.0	63.39	60.6	0.0	25.30	60.8	0.0	24.83	61.5	0.0	25.59	61.0
02/16/2017 20:30	0.0	25.13	59.8	0.0	63.09	60.3	0.0	25.17	60.5	0.0	24.70	61.1	0.0	25.46	60.7
02/16/2017 20:40	0.0	24.99	59.5	0.0	62.81	60.1	0.0	25.05	60.2	0.0	24.62	60.9	0.0	25.36	60.4
02/16/2017 20:50	0.0	24.91	59.4	0.0	62.63	59.9	0.0	24.97	60.0	0.0	24.54	60.8	0.0	25.28	60.2
02/16/2017 21:00	0.0	24.84	59.2	0.0	62.36	59.6	0.0	24.86	59.7	0.0	24.41	60.3	0.0	25.17	60.0
02/16/2017 21:10	0.0	24.73	58.9	0.0	62.10	59.3	0.0	24.75	59.5	0.0	24.31	60.1	0.0	25.06	59.7
02/16/2017 21:20	0.0	24.64	58.7	0.0	61.93	59.2	0.0	24.67	59.3	0.0	24.25	59.9	0.0	24.99	59.5
02/16/2017 21:30	0.0	24.53	58.3	0.0	61.70	59.0	0.0	24.58	59.1	0.0	24.15	59.7	0.0	24.88	59.2
02/16/2017 21:40	0.0	24.42	58.0	0.0	61.43	58.7	0.0	24.48	58.9	0.0	24.03	59.4	0.0	24.75	58.9
02/16/2017 21:50	0.0	24.32	57.8	0.0	61.23	58.4	0.0	24.39	58.6	0.0	23.93	59.1	0.0	24.67	58.7
02/16/2017 22:00	0.0	24.20	57.5	0.0	60.98	58.1	0.0	24.27	58.3	0.0	23.81	58.8	0.0	24.57	58.4
02/16/2017 22:10	0.0	24.09	57.1	0.0	60.66	57.7	0.0	24.15	57.9	0.0	23.70	58.4	0.0	24.47	58.1
02/16/2017 22:20	0.0	23.91	56.5	0.0	60.22	57.1	0.0	23.98	57.3	0.0	23.50	57.9	0.0	24.31	57.6
02/16/2017 22:30	0.0	23.67	55.7	0.0	59.69	56.5	0.0	23.76	56.7	0.0	23.30	57.4	0.0	24.13	57.0
02/16/2017 22:40	0.0	23.43	55.1	0.0	59.19	56.1	0.0	23.56	56.3	0.0	23.11	56.9	0.0	23.94	56.5
02/16/2017 22:50	0.0	23.25	54.8	0.0	58.77	55.6	0.0	23.38	55.9	0.0	22.97	56.6	0.0	23.78	56.1
02/16/2017 23:00	0.0	23.17	54.8	0.0	58.53	55.6	0.0	23.28	55.8	0.0	22.87	56.5	0.0	23.67	55.8
02/16/2017 23:10	0.0	23.21	55.2	0.0	58.53	55.8	0.0	23.28	55.9	0.0	22.85	56.6	0.0	23.64	55.9
02/16/2017 23:20	0.0	23.26	55.6	0.0	58.67	56.1	0.0	23.32	56.3	0.0	22.93	56.9	0.0	23.67	56.1
02/16/2017 23:30	0.0	23.31	55.6	0.0	58.80	56.2	0.0	23.40	56.4	0.0	23.00	57.0	0.0	23.72	56.3
02/16/2017 23:40	0.0	23.34	55.7	0.0	58.85	56.2	0.0	23.41	56.4	0.0	23.04	57.0	0.0	23.72	56.3
02/16/2017 23:50	0.0	23.33	55.7	0.0	58.83	56.1	0.0	23.41	56.3	0.0	23.04	56.9	0.0	23.70	56.2
02/17/2017 00:00	0.0	23.32	55.6	0.0	58.80	56.1	0.0	23.40	56.2	0.0	23.00	56.8	0.0	23.68	56.1
02/17/2017 00:10	0.0	23.31	55.5	0.0	58.71	56.0	0.0	23.39	56.2	0.0	22.98	56.6	0.0	23.65	56.0
02/17/2017 00:20	0.0	23.27	55.4	0.0	58.59	55.8	0.0	23.32	55.9	0.0	22.91	56.5	0.0	23.61	55.9
02/17/2017 00:30	0.0	23.21	55.2	0.0	58.44	55.6	0.0	23.27	55.8	0.0	22.85	56.3	0.0	23.54	55.8
02/17/2017 00:40	0.0	23.14	55.1	0.0	58.30	55.6	0.0	23.20	55.7	0.0	22.77	56.2	0.0	23.48	55.5
02/17/2017 00:50	0.0	23.09	54.8	0.0	58.19	55.4	0.0	23.15	55.5	0.0	22.73	56.0	0.0	23.43	55.4

Date/Time	GW7i F	GW7i T	GW7o	GW8i F	GW8i T	GW8o	GW9i F	GW9i T	GW9o	GW10i F	GW10i T	GW10o	GW11i F	GW11i T	GW11o
02/17/2017 01:00	0.0	22.95	54.3	0.0	57.91	54.9	0.0	23.05	55.1	0.0	22.61	55.6	0.0	23.33	55.2
02/17/2017 01:10	0.0	22.76	53.5	0.0	57.48	54.4	0.0	22.87	54.5	0.0	22.43	55.2	0.0	23.18	54.7
02/17/2017 01:20	0.0	22.61	53.4	0.0	57.10	54.0	0.0	22.71	54.2	0.0	22.28	54.8	0.0	23.04	54.3
02/17/2017 01:30	0.0	22.54	53.4	0.0	56.90	54.0	0.0	22.63	54.1	0.0	22.24	54.8	0.0	22.94	54.0
02/17/2017 01:40	0.0	22.48	53.4	0.0	56.79	53.9	0.0	22.57	54.0	0.0	22.19	54.7	0.0	22.89	53.9
02/17/2017 01:50	0.0	22.44	53.3	0.0	56.61	53.6	0.0	22.51	53.8	0.0	22.11	54.5	0.0	22.83	53.8
02/17/2017 02:00	0.0	22.37	53.1	0.0	56.38	53.4	0.0	22.42	53.6	0.0	22.01	54.2	0.0	22.75	53.6
02/17/2017 02:10	0.0	22.30	52.9	0.0	56.19	53.2	0.0	22.34	53.4	0.0	21.93	54.0	0.0	22.66	53.4
02/17/2017 02:20	0.0	22.21	52.5	0.0	55.98	53.0	0.0	22.26	53.1	0.0	21.86	53.8	0.0	22.58	53.2
02/17/2017 02:30	0.0	22.10	52.2	0.0	55.72	52.7	0.0	22.16	52.8	0.0	21.74	53.5	0.0	22.48	52.9
02/17/2017 02:40	0.0	21.98	51.9	0.0	55.45	52.5	0.0	22.04	52.5	0.0	21.62	53.2	0.0	22.37	52.6
02/17/2017 02:50	0.0	21.90	51.7	0.0	55.20	52.3	0.0	21.94	52.3	0.0	21.50	53.0	0.0	22.27	52.4
02/17/2017 03:00	0.0	21.81	51.5	0.0	54.98	52.1	0.0	21.84	52.1	0.0	21.39	52.7	0.0	22.18	52.3
02/17/2017 03:10	0.0	21.73	51.3	0.0	54.74	51.8	0.0	21.75	51.9	0.0	21.30	52.5	0.0	22.06	52.0
02/17/2017 03:20	0.0	21.66	51.1	0.0	54.50	51.7	0.0	21.66	51.7	0.0	21.21	52.3	0.0	21.95	51.8
02/17/2017 03:30	0.0	21.61	51.1	0.0	54.33	51.6	0.0	21.61	51.6	0.0	21.15	52.2	0.0	21.89	51.6
02/17/2017 03:40	0.0	21.55	50.9	0.0	54.16	51.4	0.0	21.54	51.4	0.0	21.08	52.0	0.0	21.82	51.5
02/17/2017 03:50	0.0	21.47	50.7	0.0	53.99	51.2	0.0	21.47	51.2	0.0	21.01	51.9	0.0	21.75	51.3
02/17/2017 04:00	0.0	21.41	50.5	0.0	53.83	51.0	0.0	21.40	51.0	0.0	20.94	51.7	0.0	21.68	51.2
02/17/2017 04:10	0.0	21.36	50.5	0.0	53.65	50.9	0.0	21.34	50.9	0.0	20.89	51.5	0.0	21.64	51.0
02/17/2017 04:20	0.0	21.31	50.3	0.0	53.52	50.8	0.0	21.27	50.7	0.0	20.83	51.4	0.0	21.57	50.9
02/17/2017 04:30	0.0	21.28	50.2	0.0	53.39	50.6	0.0	21.22	50.6	0.0	20.78	51.3	0.0	21.51	50.7
02/17/2017 04:40	0.0	21.23	50.0	0.0	53.24	50.4	0.0	21.16	50.4	0.0	20.74	51.2	0.0	21.46	50.5
02/17/2017 04:50	0.0	21.16	49.8	0.0	53.14	50.3	0.0	21.11	50.3	0.0	20.68	51.0	0.0	21.40	50.4
02/17/2017 05:00	0.0	21.15	49.9	0.0	53.08	50.3	0.0	21.08	50.2	0.0	20.65	51.0	0.0	21.39	50.3
02/17/2017 05:10	0.0	21.09	49.6	0.0	52.93	50.0	0.0	21.01	50.0	0.0	20.58	50.8	0.0	21.34	50.2
02/17/2017 05:20	0.0	21.04	49.6	0.0	52.83	50.0	0.0	20.96	50.0	0.0	20.53	50.7	0.0	21.29	50.1
02/17/2017 05:30	0.0	21.02	49.4	0.0	52.77	49.9	0.0	20.94	49.9	0.0	20.49	50.6	0.0	21.28	50.1
02/17/2017 05:40	0.0	20.95	49.3	0.0	52.63	49.8	0.0	20.89	49.8	0.0	20.44	50.5	0.0	21.23	50.0
02/17/2017 05:50	0.0	20.89	49.1	0.0	52.46	49.6	0.0	20.84	49.7	0.0	20.39	50.4	0.0	21.16	49.8
02/17/2017 06:00	0.0	20.80	48.8	0.0	52.25	49.3	0.0	20.76	49.4	0.0	20.31	50.1	0.0	21.08	49.5
02/17/2017 06:10	0.0	20.72	48.7	0.0	52.12	49.2	0.0	20.70	49.2	0.0	20.23	50.0	0.0	21.00	49.3
02/17/2017 06:20	0.0	20.67	48.6	0.0	51.96	49.1	0.0	20.63	49.1	0.0	20.18	49.8	0.0	20.94	49.2
02/17/2017 06:30	0.0	20.62	48.4	0.0	51.86	49.0	0.0	20.58	49.0	0.0	20.12	49.7	0.0	20.90	49.0
02/17/2017 06:40	0.0	20.56	48.2	0.0	51.70	48.8	0.0	20.53	48.9	0.0	20.08	49.6	0.0	20.87	49.0

Date/Time	GW7i F	GW7i T	GW7o	GW8i F	GW8i T	GW8o	GW9i F	GW9i T	GW9o	GW10i F	GW10i T	GW10o	GW11i F	GW11i T	GW11o
02/17/2017 06:50	0.0	20.51	48.1	0.0	51.59	48.8	0.0	20.49	48.8	0.0	20.05	49.6	0.0	20.84	48.9
02/17/2017 07:00	0.0	20.45	48.0	0.0	51.50	48.6	0.0	20.45	48.7	0.0	20.01	49.4	0.0	20.78	48.7
02/17/2017 07:10	0.0	20.46	48.0	0.0	51.58	48.6	0.0	20.46	48.9	0.0	20.02	49.6	0.0	20.78	48.8
02/17/2017 07:20	0.0	20.79	48.3	0.0	52.63	49.6	0.0	20.77	50.5	0.0	20.41	51.2	0.0	20.98	49.8
02/17/2017 07:30	0.0	21.33	48.9	0.0	54.28	50.8	0.0	21.25	52.3	0.0	20.95	52.8	0.0	21.36	51.4
02/17/2017 07:40	0.0	21.90	49.7	0.0	55.83	51.8	0.0	21.70	53.7	0.0	21.45	54.1	0.0	21.80	52.9
02/17/2017 07:50	0.0	22.27	50.8	0.0	57.17	52.7	0.0	22.06	54.8	0.0	21.91	55.1	0.0	22.21	54.3
02/17/2017 08:00	0.0	22.43	52.0	0.0	58.55	53.6	0.0	22.37	55.9	0.0	22.41	56.3	0.0	22.64	55.7
02/17/2017 08:10	0.0	22.44	53.2	0.0	59.98	54.4	0.0	22.62	56.8	0.0	22.85	57.3	0.0	23.07	56.8
02/17/2017 08:20	0.0	22.43	54.3	0.0	61.15	55.1	0.0	22.75	57.8	0.0	23.21	58.1	0.0	23.39	57.8
02/17/2017 08:30	0.0	22.61	55.2	0.0	62.16	55.6	0.0	22.82	58.4	0.0	23.55	58.7	0.0	23.67	58.9
02/17/2017 08:40	0.0	23.05	56.3	0.0	63.24	56.3	0.0	22.87	59.2	0.0	23.89	59.5	0.0	23.96	59.7
02/17/2017 08:50	0.0	23.76	57.6	0.0	64.22	57.2	0.0	22.97	60.2	0.0	24.29	60.6	0.0	24.32	60.8
02/17/2017 09:00	0.0	24.55	58.6	0.0	65.37	57.9	0.0	23.21	61.0	0.0	24.66	61.4	0.0	24.79	61.9
02/17/2017 09:10	0.0	25.13	59.2	0.0	66.12	58.4	0.0	23.46	61.0	0.0	24.88	61.5	0.0	25.11	62.2
02/17/2017 09:20	0.0	25.60	60.1	0.0	66.75	58.8	0.0	23.73	61.4	0.0	25.11	62.1	0.0	25.39	62.9
02/17/2017 09:30	0.0	25.95	60.5	0.0	66.96	58.9	0.0	23.98	61.5	0.0	25.29	62.1	0.0	25.57	63.0
02/17/2017 09:40	0.0	26.21	61.1	6.8	65.76	68.8	4.5	25.32	69.3	4.8	25.68	69.4	3.9	26.02	75.1
02/17/2017 09:50	0.0	26.15	60.7	8.0	66.31	87.8	9.0	26.43	95.4	9.0	26.50	88.2	8.9	26.63	92.7
02/17/2017 10:00	0.0	26.39	61.9	8.0	68.05	86.9	9.0	27.13	90.6	9.0	27.21	84.2	9.0	27.33	87.6
02/17/2017 10:10	0.0	26.81	63.0	7.9	69.35	86.9	9.0	27.66	90.7	9.0	27.74	84.6	9.0	27.86	87.5
02/17/2017 10:20	0.0	27.24	64.1	7.9	70.46	87.2	8.9	28.11	91.0	9.0	28.19	85.2	9.0	28.30	87.7
02/17/2017 10:30	0.0	27.64	65.2	7.9	71.46	87.4	9.0	28.50	91.2	9.0	28.59	85.6	9.0	28.71	88.0
02/17/2017 10:40	0.0	27.90	65.7	7.9	72.41	87.6	8.9	28.88	91.5	9.0	28.96	86.1	9.0	29.08	88.2
02/17/2017 10:50	0.0	28.08	66.2	7.9	73.26	88.0	8.9	29.24	91.8	9.0	29.32	86.6	9.0	29.43	88.6
02/17/2017 11:00	0.0	28.52	67.6	7.9	74.13	88.3	8.9	29.60	91.9	9.0	29.66	87.1	8.9	29.77	88.9
02/17/2017 11:10	0.0	28.69	67.9	7.9	74.88	88.6	8.9	29.89	92.2	9.0	29.96	87.5	8.9	30.07	89.2
02/17/2017 11:20	0.0	29.02	69.4	7.9	75.65	88.9	8.9	30.20	92.5	9.0	30.29	88.0	8.9	30.38	89.5
02/17/2017 11:30	0.0	29.64	71.4	7.9	76.40	89.3	8.9	30.51	92.8	9.1	30.61	88.4	8.9	30.68	89.8
02/17/2017 11:40	0.0	30.18	72.2	7.9	77.11	89.7	8.9	30.81	93.0	9.0	30.91	88.9	8.8	30.97	90.1
02/17/2017 11:50	0.0	30.79	74.1	7.9	77.83	90.0	8.9	31.09	93.4	9.0	31.21	89.4	8.8	31.26	90.5
02/17/2017 12:00	0.0	31.35	75.4	7.9	78.53	90.4	8.9	31.38	93.6	9.1	31.50	89.8	8.8	31.54	90.8
02/17/2017 12:10	0.0	31.59	75.3	7.9	79.15	90.8	8.9	31.63	93.8	9.1	31.73	90.2	8.8	31.79	91.2
02/17/2017 12:20	0.0	31.39	74.4	7.9	79.63	91.0	8.9	31.83	93.9	9.1	31.93	90.4	8.7	31.98	91.4
02/17/2017 12:30	0.0	31.41	75.6	7.9	80.28	91.3	8.9	32.09	94.2	9.1	32.19	90.7	8.7	32.24	91.7

Date/Time	GW7i F	GW7i T	GW7o	GW8i F	GW8i T	GW8o	GW9i F	GW9i T	GW9o	GW10i F	GW10i T	GW10o	GW11i F	GW11i T	GW11o
02/17/2017 12:40	0.0	31.67	76.9	7.9	80.83	91.6	8.9	32.30	94.5	9.0	32.40	91.1	8.7	32.45	92.0
02/17/2017 12:50	0.0	31.75	77.2	7.9	81.36	91.9	8.9	32.51	94.6	9.1	32.60	91.4	8.7	32.66	92.2
02/17/2017 13:00	0.0	31.95	78.2	7.9	81.84	92.1	8.9	32.70	94.8	9.0	32.80	91.6	8.7	32.84	92.5
02/17/2017 13:10	0.0	32.09	78.9	7.9	82.30	92.3	8.9	32.88	95.0	9.0	32.99	91.9	8.7	33.01	92.7
02/17/2017 13:20	0.0	32.17	78.5	7.9	82.69	92.5	8.9	33.04	95.1	9.0	33.13	92.1	8.7	33.17	92.9
02/17/2017 13:30	0.0	32.08	78.4	7.9	83.14	92.6	8.9	33.24	95.3	9.0	33.32	92.4	8.7	33.37	93.2
02/17/2017 13:40	0.0	31.93	78.1	7.9	83.47	92.8	8.9	33.38	95.4	9.1	33.46	92.6	8.7	33.51	93.4
02/17/2017 13:50	0.0	31.96	78.7	7.9	83.83	93.0	8.9	33.53	95.5	9.0	33.61	92.8	8.7	33.66	93.5
02/17/2017 14:00	0.0	32.13	79.5	7.9	84.19	93.2	8.8	33.67	95.7	8.9	33.75	93.1	8.7	33.79	93.7
02/17/2017 14:10	0.0	32.23	79.8	7.9	84.55	93.2	8.8	33.81	95.7	8.9	33.88	93.2	8.7	33.94	93.9
02/17/2017 14:20	0.0	32.22	79.7	7.9	84.79	93.4	8.8	33.91	95.8	8.8	33.97	93.5	8.6	34.03	94.0
02/17/2017 14:30	0.0	32.34	80.3	7.8	85.12	93.5	8.8	34.05	96.0	8.9	34.11	93.5	8.6	34.17	94.2
02/17/2017 14:40	0.0	32.42	80.7	7.8	85.45	93.7	8.8	34.17	96.1	8.9	34.23	93.7	8.6	34.30	94.3
02/17/2017 14:50	0.0	32.46	81.2	7.8	85.65	93.8	8.8	34.26	96.2	8.8	34.31	93.9	8.6	34.38	94.5
02/17/2017 15:00	0.0	32.41	80.4	7.8	85.93	93.9	8.8	34.38	96.2	8.8	34.41	94.0	8.6	34.48	94.6
02/17/2017 15:10	0.0	32.30	80.2	7.8	86.19	94.0	8.8	34.48	96.3	8.8	34.51	94.1	8.6	34.59	94.6
02/17/2017 15:20	0.0	32.15	80.1	7.8	86.43	94.1	8.7	34.57	96.4	8.8	34.59	94.3	8.6	34.67	94.8
02/17/2017 15:30	0.0	32.15	80.5	7.8	86.56	94.2	8.7	34.63	96.5	8.8	34.64	94.3	8.6	34.75	94.8
02/17/2017 15:40	0.0	32.13	79.9	7.8	86.75	94.2	8.7	34.70	96.5	8.8	34.71	94.4	8.6	34.81	94.9
02/17/2017 15:50	0.0	32.14	80.1	7.8	86.87	94.3	8.7	34.77	96.5	8.8	34.76	94.4	8.6	34.88	94.9
02/17/2017 16:00	0.0	32.10	79.5	7.8	87.02	94.3	8.7	34.82	96.6	8.8	34.81	94.5	8.5	34.93	94.9
02/17/2017 16:10	0.0	32.13	79.3	7.8	87.06	94.4	8.7	34.84	96.6	8.8	34.83	94.5	8.5	34.95	94.9
02/17/2017 16:20	0.0	32.24	79.3	7.8	87.19	94.4	8.7	34.89	96.6	8.8	34.87	94.6	8.5	34.98	94.9
02/17/2017 16:30	0.0	32.28	79.1	7.8	87.25	94.5	8.7	34.94	96.6	8.8	34.91	94.6	8.5	35.02	94.9
02/17/2017 16:40	0.0	32.27	78.6	7.8	87.32	94.5	8.7	34.97	96.5	8.8	34.92	94.6	8.5	35.04	94.9
02/17/2017 16:50	0.0	32.17	78.1	7.8	87.36	94.5	8.7	34.97	96.5	8.8	34.93	94.5	8.5	35.07	94.9
02/17/2017 17:00	0.0	31.95	77.3	7.7	87.38	94.5	8.6	34.97	96.5	8.7	34.91	94.6	8.5	35.07	94.8
02/17/2017 17:10	0.0	31.72	76.5	7.7	87.32	94.4	8.6	34.96	96.5	8.7	34.88	94.5	8.5	35.04	94.8
02/17/2017 17:20	0.0	31.42	75.3	7.7	87.22	94.4	8.6	34.91	96.4	8.7	34.84	94.3	8.5	35.01	94.7
02/17/2017 17:30	0.0	31.10	74.0	7.7	87.15	94.3	8.6	34.85	96.3	8.7	34.78	94.3	8.5	34.95	94.6
02/17/2017 17:40	0.0	30.62	72.4	7.7	86.97	94.2	8.6	34.78	96.1	8.7	34.70	94.2	8.5	34.90	94.5
02/17/2017 17:50	0.0	29.87	69.9	7.7	86.80	94.0	8.6	34.68	95.9	8.7	34.62	93.9	8.5	34.82	94.4
02/17/2017 18:00	0.0	29.19	68.2	7.7	86.61	93.9	8.6	34.60	95.7	8.7	34.54	93.8	8.5	34.76	94.2
02/17/2017 18:10	0.0	28.72	67.4	7.7	86.52	93.8	8.6	34.55	95.7	8.7	34.49	93.6	8.5	34.71	94.0
02/17/2017 18:20	0.0	28.35	66.6	7.7	86.33	93.7	8.6	34.48	95.5	8.7	34.42	93.5	8.5	34.65	94.0

Date/Time	GW7i F	GW7i T	GW7o	GW8i F	GW8i T	GW8o	GW9i F	GW9i T	GW9o	GW10i F	GW10i T	GW10o	GW11i F	GW11i T	GW11o
02/17/2017 18:30	0.0	27.91	65.5	7.7	86.19	93.6	8.6	34.41	95.3	8.7	34.36	93.3	8.5	34.58	93.8
02/17/2017 18:40	0.0	27.55	65.0	7.7	86.08	93.4	8.6	34.38	95.2	8.7	34.31	93.2	8.5	34.54	93.7
02/17/2017 18:50	0.0	27.41	65.3	7.7	85.94	93.3	8.6	34.32	95.0	8.7	34.26	93.0	8.5	34.49	93.5
02/17/2017 19:00	0.0	27.36	65.4	7.7	85.78	93.2	8.6	34.26	94.9	8.7	34.20	92.9	8.5	34.43	93.4
02/17/2017 19:10	0.0	27.30	65.2	7.7	85.65	93.0	8.6	34.20	94.8	8.7	34.12	92.7	8.5	34.36	93.2
02/17/2017 19:20	0.0	27.27	65.1	7.7	85.47	92.9	8.6	34.12	94.6	8.7	34.05	92.6	8.5	34.28	93.1
02/17/2017 19:30	0.0	27.18	64.8	7.7	85.29	92.8	8.6	34.05	94.3	8.7	33.98	92.5	8.5	34.22	92.9
02/17/2017 19:40	0.0	27.03	64.3	7.7	85.12	92.6	8.6	33.99	94.2	8.7	33.91	92.3	8.5	34.16	92.8
02/17/2017 19:50	0.0	26.89	64.0	7.7	85.00	92.5	8.6	33.93	94.0	8.7	33.86	92.2	8.5	34.09	92.7
02/17/2017 20:00	0.0	26.81	64.0	7.7	84.85	92.4	8.6	33.87	93.9	8.7	33.80	92.0	8.5	34.04	92.6
02/17/2017 20:10	0.0	26.77	64.0	7.7	84.70	92.2	8.6	33.81	93.8	8.7	33.73	91.9	8.5	33.98	92.4
02/17/2017 20:20	0.0	26.75	64.0	7.7	84.56	92.1	8.6	33.76	93.6	8.7	33.67	91.7	8.5	33.92	92.3
02/17/2017 20:30	0.0	26.64	63.4	7.7	84.35	91.9	8.6	33.67	93.5	8.7	33.59	91.6	8.5	33.83	92.2
02/17/2017 20:40	0.0	26.42	62.6	7.7	84.13	91.8	8.6	33.58	93.3	8.7	33.50	91.4	8.5	33.75	91.9
02/17/2017 20:50	0.0	26.22	62.1	7.7	83.95	91.6	8.6	33.51	93.0	8.7	33.41	91.3	8.5	33.67	91.8
02/17/2017 21:00	0.0	26.09	62.0	7.7	83.75	91.5	8.6	33.42	92.8	8.7	33.33	91.1	8.5	33.60	91.6
02/17/2017 21:10	0.0	25.98	61.9	7.8	83.57	91.3	8.6	33.35	92.7	8.7	33.23	90.9	8.6	33.53	91.5
02/17/2017 21:20	0.0	25.86	61.5	7.7	83.37	91.2	8.6	33.27	92.5	8.7	33.18	90.8	8.6	33.46	91.3
02/17/2017 21:30	0.0	25.71	61.1	7.8	83.22	91.0	8.6	33.20	92.4	8.7	33.11	90.6	8.6	33.38	91.2
02/17/2017 21:40	0.0	25.57	60.7	7.8	83.05	90.9	8.6	33.14	92.3	8.7	33.05	90.4	8.6	33.32	91.0
02/17/2017 21:50	0.0	25.43	60.3	7.8	82.89	90.7	8.6	33.08	92.1	8.7	32.97	90.3	8.6	33.25	90.9
02/17/2017 22:00	0.0	25.31	60.1	7.8	82.72	90.6	8.6	33.00	91.9	8.7	32.91	90.1	8.6	33.20	90.7
02/17/2017 22:10	0.0	25.21	60.0	7.8	82.56	90.5	8.7	32.92	91.7	8.7	32.84	89.9	8.6	33.13	90.6
02/17/2017 22:20	0.0	25.14	59.7	7.8	82.44	90.4	8.7	32.87	91.6	8.7	32.79	89.9	8.6	33.06	90.5
02/17/2017 22:30	0.0	25.03	59.5	7.8	82.26	90.2	8.7	32.80	91.5	8.7	32.72	89.7	8.6	33.00	90.3
02/17/2017 22:40	0.0	24.98	59.4	7.8	82.14	90.1	8.6	32.75	91.3	8.7	32.66	89.6	8.6	32.95	90.2
02/17/2017 22:50	0.0	24.93	59.3	7.8	82.02	90.0	8.7	32.70	91.1	8.7	32.62	89.5	8.6	32.91	90.1
02/17/2017 23:00	0.0	24.88	59.1	7.8	81.87	89.8	8.7	32.65	91.0	8.7	32.57	89.3	8.6	32.84	90.0
02/17/2017 23:10	0.0	24.85	59.1	7.8	81.79	89.7	8.7	32.60	90.9	8.7	32.52	89.2	8.6	32.80	89.8
02/17/2017 23:20	0.0	24.90	59.5	7.8	81.68	89.6	8.7	32.57	90.7	8.7	32.49	89.1	8.6	32.77	89.7
02/17/2017 23:30	0.0	24.97	59.7	7.8	81.49	89.5	8.7	32.50	90.6	8.7	32.41	89.0	8.6	32.69	89.6
02/17/2017 23:40	0.0	24.95	59.5	7.8	81.35	89.3	8.7	32.43	90.5	8.7	32.35	88.8	8.6	32.63	89.5
02/17/2017 23:50	0.0	24.89	59.3	7.8	81.19	89.2	8.7	32.38	90.3	8.7	32.29	88.7	8.6	32.57	89.3
02/18/2017 00:00	0.0	24.77	58.9	7.8	81.05	89.1	8.7	32.31	90.1	8.7	32.21	88.5	8.6	32.51	89.2
02/18/2017 00:10	0.0	24.63	58.4	7.8	80.89	89.0	8.7	32.24	90.0	8.7	32.16	88.4	8.6	32.45	89.0

Date/Time	GW7i F	GW7i T	GW7o	GW8i F	GW8i T	GW8o	GW9i F	GW9i T	GW9o	GW10i F	GW10i T	GW10o	GW11i F	GW11i T	GW11o
02/18/2017 00:20	0.0	24.53	58.2	7.8	80.73	88.8	8.7	32.20	89.9	8.7	32.10	88.2	8.6	32.38	88.9
02/18/2017 00:30	0.0	24.45	58.1	7.8	80.56	88.7	8.7	32.13	89.7	8.7	32.05	88.1	8.6	32.33	88.8
02/18/2017 00:40	0.0	24.44	58.2	7.8	80.47	88.6	8.7	32.09	89.6	8.7	32.02	88.1	8.6	32.29	88.7
02/18/2017 00:50	0.0	24.44	58.2	7.8	80.36	88.5	8.7	32.06	89.5	8.7	31.98	87.9	8.6	32.25	88.6
02/18/2017 01:00	0.0	24.44	58.3	7.8	80.32	88.5	8.7	32.04	89.4	8.7	31.95	87.8	8.6	32.22	88.5
02/18/2017 01:10	0.0	24.46	58.3	7.8	80.25	88.4	8.7	32.01	89.4	8.7	31.93	87.7	8.6	32.20	88.4
02/18/2017 01:20	0.0	24.48	58.3	7.8	80.20	88.3	8.7	31.99	89.2	8.7	31.92	87.7	8.6	32.17	88.3
02/18/2017 01:30	0.0	24.47	58.2	7.8	80.13	88.3	8.7	31.97	89.2	8.7	31.90	87.6	8.6	32.17	88.3
02/18/2017 01:40	0.0	24.41	57.8	7.8	80.04	88.1	8.7	31.93	89.1	8.7	31.86	87.5	8.6	32.12	88.2
02/18/2017 01:50	0.0	24.28	57.4	7.8	79.95	88.0	8.7	31.88	89.0	8.7	31.79	87.5	8.6	32.06	88.1
02/18/2017 02:00	0.0	24.17	57.1	7.8	79.86	87.9	8.7	31.85	88.8	8.7	31.77	87.2	8.6	32.05	88.0
02/18/2017 02:10	0.0	24.04	56.8	7.8	79.78	87.9	8.7	31.81	88.7	8.7	31.74	87.2	8.6	32.01	87.9
02/18/2017 02:20	0.0	23.93	56.5	7.8	79.66	87.8	8.7	31.77	88.7	8.7	31.70	87.1	8.6	31.97	87.8
02/18/2017 02:30	0.0	23.92	56.8	7.8	79.63	87.7	8.7	31.77	88.6	8.7	31.70	87.1	8.6	31.95	87.7
02/18/2017 02:40	0.0	24.01	57.1	7.8	79.58	87.6	8.7	31.75	88.5	8.7	31.67	87.0	8.6	31.93	87.6
02/18/2017 02:50	0.0	24.04	57.1	7.8	79.54	87.6	8.7	31.73	88.4	8.7	31.65	87.0	8.6	31.92	87.6
02/18/2017 03:00	0.0	24.01	56.9	7.8	79.44	87.5	8.7	31.68	88.3	8.7	31.62	86.9	8.6	31.88	87.4
02/18/2017 03:10	0.0	23.91	56.5	7.8	79.32	87.4	8.7	31.63	88.2	8.7	31.55	86.8	8.6	31.81	87.4
02/18/2017 03:20	0.0	23.79	56.0	7.8	79.17	87.3	8.7	31.57	88.1	8.8	31.49	86.6	8.6	31.77	87.3
02/18/2017 03:30	0.0	23.66	55.8	7.8	78.98	87.1	8.7	31.50	87.9	8.7	31.43	86.5	8.6	31.69	87.1
02/18/2017 03:40	0.0	23.50	55.4	7.8	78.92	87.0	8.7	31.47	87.8	8.8	31.41	86.4	8.6	31.66	87.0
02/18/2017 03:50	0.0	23.41	55.3	7.8	78.87	87.0	8.7	31.45	87.7	8.8	31.37	86.3	8.6	31.64	86.9
02/18/2017 04:00	0.0	23.40	55.5	7.8	78.70	86.9	8.7	31.38	87.6	8.8	31.32	86.1	8.6	31.58	86.8
02/18/2017 04:10	0.0	23.40	55.4	7.8	78.56	86.8	8.7	31.33	87.4	8.8	31.27	86.0	8.6	31.52	86.7
02/18/2017 04:20	0.0	23.36	55.1	7.8	78.53	86.7	8.7	31.30	87.4	8.8	31.25	85.9	8.6	31.49	86.6
02/18/2017 04:30	0.0	23.28	53.9	7.8	78.33	86.5	8.7	31.23	87.3	8.8	31.15	85.8	8.6	31.43	86.5
02/18/2017 04:40	0.0	22.92	51.3	7.8	78.08	86.4	8.7	31.11	87.0	8.8	31.02	85.5	8.7	31.33	86.3
02/18/2017 04:50	0.0	22.70	51.2	7.8	77.95	86.2	8.7	31.07	86.9	8.8	31.02	85.4	8.7	31.29	86.1
02/18/2017 05:00	0.0	22.68	52.1	7.8	77.92	86.2	8.7	31.06	86.8	8.8	31.02	85.4	8.7	31.27	86.1
02/18/2017 05:10	0.0	22.73	53.0	7.8	77.92	86.1	8.7	31.06	86.8	8.8	31.02	85.4	8.7	31.27	86.0
02/18/2017 05:20	0.0	22.77	53.5	7.8	77.89	86.1	8.7	31.05	86.7	8.8	31.00	85.4	8.7	31.25	86.0
02/18/2017 05:30	0.0	22.82	53.7	7.8	77.83	86.0	8.7	31.05	86.6	8.8	30.97	85.3	8.7	31.22	85.9
02/18/2017 05:40	0.0	22.91	53.9	7.8	77.83	86.0	8.7	31.05	86.6	8.8	30.99	85.3	8.7	31.24	85.9
02/18/2017 05:50	0.0	23.04	54.3	7.8	77.83	85.9	8.7	31.05	86.6	8.8	31.00	85.2	8.7	31.25	85.9
02/18/2017 06:00	0.0	23.12	54.6	7.8	77.82	85.8	8.7	31.04	86.5	8.8	30.96	85.1	8.7	31.22	85.7

Date/Time	GW7i F	GW7i T	GW7o	GW8i F	GW8i T	GW8o	GW9i F	GW9i T	GW9o	GW10i F	GW10i T	GW10o	GW11i F	GW11i T	GW11o
02/18/2017 06:10	0.0	23.10	54.5	7.8	77.77	85.8	8.7	31.00	86.4	8.8	30.93	85.0	8.7	31.20	85.7
02/18/2017 06:20	0.0	22.99	54.2	7.8	77.69	85.7	8.7	30.96	86.3	8.8	30.89	84.9	8.7	31.17	85.6
02/18/2017 06:30	0.0	22.86	53.9	7.8	77.55	85.6	8.7	30.93	86.2	8.8	30.84	84.9	8.7	31.13	85.5
02/18/2017 06:40	0.0	22.75	53.7	7.8	77.47	85.5	8.7	30.87	86.1	8.8	30.78	84.7	8.7	31.07	85.4
02/18/2017 06:50	0.0	22.65	53.6	7.8	77.32	85.4	8.7	30.82	85.9	8.8	30.73	84.6	8.7	31.03	85.3
02/18/2017 07:00	0.0	22.64	53.7	7.8	77.27	85.3	8.7	30.79	85.9	8.8	30.72	84.6	8.7	31.01	85.2
02/18/2017 07:10	0.0	22.64	53.7	7.8	77.15	85.2	8.7	30.76	85.8	8.8	30.68	84.5	8.7	30.95	85.1
02/18/2017 07:20	0.0	22.65	53.8	7.8	77.06	85.2	8.7	30.73	85.6	8.8	30.65	84.3	8.7	30.92	85.0
02/18/2017 07:30	0.0	22.71	54.0	7.8	76.98	85.0	8.7	30.69	85.5	8.8	30.62	84.3	8.7	30.88	84.9
02/18/2017 07:40	0.0	22.75	54.2	7.8	76.92	84.9	8.7	30.66	85.4	8.8	30.60	84.2	8.7	30.86	84.8
02/18/2017 07:50	0.0	22.82	54.3	7.8	76.84	84.9	8.7	30.65	85.4	8.8	30.57	84.1	8.7	30.85	84.8
02/18/2017 08:00	0.0	22.91	54.7	7.8	76.82	84.9	8.7	30.65	85.4	8.8	30.57	84.0	8.7	30.81	84.7
02/18/2017 08:10	0.0	23.05	55.2	7.8	76.77	84.8	8.7	30.65	85.3	8.8	30.57	84.0	8.7	30.81	84.6
02/18/2017 08:20	0.0	23.21	55.5	7.8	76.74	84.8	8.7	30.63	85.2	8.8	30.56	84.0	8.7	30.80	84.6
02/18/2017 08:30	0.0	23.32	55.7	7.8	76.73	84.7	8.7	30.64	85.2	8.8	30.56	84.0	8.7	30.81	84.6
02/18/2017 08:40	0.0	23.44	56.1	7.8	76.75	84.7	8.7	30.64	85.1	8.8	30.56	84.0	8.7	30.81	84.5
02/18/2017 08:50	0.0	23.58	56.6	7.8	76.82	84.7	8.7	30.65	85.1	8.8	30.59	83.9	8.7	30.83	84.5
02/18/2017 09:00	0.0	23.79	57.2	7.8	76.83	84.7	8.7	30.65	85.1	8.8	30.59	83.9	8.7	30.82	84.5
02/18/2017 09:10	0.0	24.02	57.8	7.8	76.88	84.7	8.7	30.66	85.0	8.8	30.63	83.9	8.7	30.85	84.4
02/18/2017 09:20	0.0	24.27	58.6	7.8	76.99	84.6	8.7	30.71	85.2	8.8	30.67	84.0	8.7	30.90	84.5
02/18/2017 09:30	0.0	24.53	59.2	7.8	77.09	84.7	8.7	30.76	85.1	8.8	30.70	84.0	8.7	30.92	84.5
02/18/2017 09:40	0.0	24.75	59.6	7.8	77.13	84.7	8.7	30.78	85.2	8.8	30.75	84.0	8.7	30.95	84.5
02/18/2017 09:50	0.0	24.97	60.2	7.8	77.22	84.8	8.7	30.81	85.2	8.8	30.77	84.1	8.7	30.98	84.6
02/18/2017 10:00	0.0	25.26	60.9	7.8	77.32	84.8	8.7	30.86	85.2	8.8	30.82	84.1	8.7	31.03	84.6
02/18/2017 10:10	0.0	25.47	61.3	7.8	77.45	84.8	8.7	30.91	85.2	8.8	30.88	84.2	8.7	31.06	84.6
02/18/2017 10:20	0.0	25.64	61.7	7.8	77.54	84.9	8.7	30.94	85.3	8.8	30.93	84.2	8.7	31.10	84.7
02/18/2017 10:30	0.0	25.89	62.6	7.8	77.70	84.9	8.7	31.01	85.3	8.8	30.99	84.3	8.7	31.17	84.7
02/18/2017 10:40	0.0	26.09	62.9	7.8	77.78	85.0	8.7	31.05	85.4	8.8	31.04	84.4	8.7	31.21	84.8
02/18/2017 10:50	0.0	26.35	63.7	7.8	77.95	85.0	8.7	31.11	85.4	8.8	31.11	84.4	8.7	31.28	84.8
02/18/2017 11:00	0.0	26.86	65.4	7.8	78.16	85.1	8.7	31.20	85.5	8.8	31.22	84.6	8.7	31.36	84.9
02/18/2017 11:10	0.0	27.49	66.9	7.8	78.37	85.2	8.7	31.29	85.6	8.8	31.32	84.8	8.7	31.45	85.0
02/18/2017 11:20	0.0	27.82	66.8	7.8	78.55	85.4	8.7	31.35	85.7	8.8	31.38	84.8	8.7	31.52	85.1
02/18/2017 11:30	0.0	27.92	66.8	7.8	78.70	85.4	8.7	31.42	85.8	8.8	31.44	84.9	8.7	31.58	85.2
02/18/2017 11:40	0.0	27.78	65.7	7.8	78.73	85.4	8.7	31.44	85.9	8.8	31.44	84.9	8.7	31.61	85.2
02/18/2017 11:50	0.0	27.34	64.3	7.8	78.84	85.5	8.7	31.48	85.9	8.8	31.45	84.9	8.7	31.65	85.2

Date/Time	GW7i F	GW7i T	GW7o	GW8i F	GW8i T	GW8o	GW9i F	GW9i T	GW9o	GW10i F	GW10i T	GW10o	GW11i F	GW11i T	GW11o
02/18/2017 12:00	0.0	27.04	64.0	7.8	78.87	85.5	8.7	31.49	86.0	8.8	31.47	85.0	8.7	31.65	85.3
02/18/2017 12:10	0.0	26.92	64.3	7.8	78.95	85.5	8.7	31.52	86.0	8.8	31.51	85.1	8.7	31.68	85.3
02/18/2017 12:20	0.0	27.00	65.0	7.8	79.09	85.6	8.7	31.58	86.0	8.8	31.57	85.1	8.7	31.73	85.3
02/18/2017 12:30	0.0	27.12	65.5	7.8	79.18	85.6	8.7	31.62	86.1	8.8	31.62	85.2	8.7	31.77	85.4
02/18/2017 12:40	0.0	27.12	64.6	7.8	79.22	85.6	8.7	31.63	86.1	8.8	31.61	85.2	8.6	31.78	85.5
02/18/2017 12:50	0.0	26.83	63.0	7.8	79.17	85.6	8.7	31.61	86.1	8.8	31.56	85.1	8.7	31.77	85.4
02/18/2017 13:00	0.0	26.47	61.9	7.8	79.13	85.6	8.7	31.57	86.0	8.8	31.53	85.1	8.6	31.75	85.3
02/18/2017 13:10	0.0	26.20	61.5	7.8	79.08	85.5	8.7	31.57	86.1	8.8	31.50	85.0	8.7	31.73	85.3
02/18/2017 13:20	0.0	26.01	61.3	7.8	79.08	85.5	8.7	31.56	86.0	8.8	31.50	85.0	8.6	31.73	85.2
02/18/2017 13:30	0.0	25.85	61.1	7.8	79.05	85.5	8.7	31.54	86.0	8.8	31.49	85.0	8.6	31.71	85.3
02/18/2017 13:40	0.0	25.79	61.1	7.8	78.97	85.5	8.7	31.53	85.9	8.8	31.49	84.9	8.7	31.69	85.2
02/18/2017 13:50	0.0	25.76	61.1	7.8	78.93	85.5	8.7	31.51	85.9	8.7	31.49	84.9	8.7	31.69	85.2
02/18/2017 14:00	0.0	25.76	61.0	7.8	78.92	85.4	8.7	31.49	85.7	8.8	31.47	84.8	8.7	31.67	85.2
02/18/2017 14:10	0.0	25.80	61.1	7.8	78.92	85.4	8.7	31.49	85.8	8.8	31.47	84.8	8.7	31.67	85.2
02/18/2017 14:20	0.0	25.90	61.6	7.8	78.93	85.4	8.7	31.52	85.7	8.8	31.49	84.8	8.7	31.69	85.1
02/18/2017 14:30	0.0	25.99	61.8	7.8	78.95	85.4	8.7	31.51	85.8	8.8	31.49	84.8	8.7	31.69	85.1
02/18/2017 14:40	0.0	26.06	62.3	7.8	78.97	85.4	8.7	31.53	85.8	8.8	31.49	84.8	8.7	31.69	85.1
02/18/2017 14:50	0.0	26.20	63.0	7.8	79.08	85.4	8.7	31.56	85.8	8.8	31.52	84.8	8.7	31.73	85.1
02/18/2017 15:00	0.0	26.40	64.4	7.8	79.19	85.4	8.7	31.62	85.8	8.8	31.59	84.9	8.7	31.77	85.2
02/18/2017 15:10	0.0	26.76	65.5	7.8	79.31	85.5	8.7	31.66	85.9	8.8	31.64	85.0	8.7	31.80	85.2
02/18/2017 15:20	0.0	26.77	64.8	7.8	79.33	85.5	8.7	31.69	85.9	8.8	31.65	85.0	8.7	31.84	85.2
02/18/2017 15:30	0.0	26.68	64.1	7.8	79.34	85.5	8.7	31.69	85.9	8.8	31.65	85.1	8.7	31.84	85.2
02/18/2017 15:40	0.0	26.61	63.8	7.8	79.41	85.5	8.7	31.70	85.9	8.7	31.66	85.0	8.7	31.85	85.3
02/18/2017 15:50	0.0	26.56	63.6	7.8	79.42	85.5	8.7	31.70	85.9	8.7	31.66	85.1	8.6	31.86	85.2
02/18/2017 16:00	0.0	26.43	63.0	7.8	79.41	85.5	8.7	31.69	86.0	8.7	31.65	85.0	8.6	31.86	85.2
02/18/2017 16:10	0.0	26.27	62.4	7.8	79.42	85.5	8.7	31.69	85.9	8.7	31.65	84.9	8.6	31.85	85.2
02/18/2017 16:20	0.0	26.13	62.1	7.8	79.42	85.5	8.7	31.69	85.9	8.7	31.65	84.9	8.6	31.85	85.2
02/18/2017 16:30	0.0	25.98	61.7	7.8	79.33	85.4	8.7	31.65	85.8	8.8	31.61	84.9	8.7	31.84	85.2
02/18/2017 16:40	0.0	25.84	61.5	7.8	79.33	85.4	8.7	31.65	85.8	8.7	31.61	84.9	8.6	31.81	85.1
02/18/2017 16:50	0.0	25.75	61.2	7.8	79.31	85.4	8.7	31.65	85.8	8.8	31.57	84.8	8.6	31.80	85.1
02/18/2017 17:00	0.0	25.67	60.9	7.8	79.17	85.4	8.7	31.60	85.7	8.8	31.54	84.8	8.6	31.77	85.0
02/18/2017 17:10	0.0	25.59	60.5	7.8	79.11	85.3	8.7	31.57	85.7	8.8	31.50	84.7	8.7	31.73	85.0
02/18/2017 17:20	0.0	25.47	60.0	7.8	79.03	85.3	8.7	31.54	85.6	8.8	31.49	84.7	8.6	31.71	84.9
02/18/2017 17:30	0.0	25.33	59.7	7.8	79.03	85.2	8.7	31.53	85.5	8.8	31.49	84.6	8.7	31.71	84.9
02/18/2017 17:40	0.0	25.20	59.2	7.8	78.96	85.2	8.7	31.50	85.5	8.8	31.47	84.6	8.7	31.69	84.9

Date/Time	GW7i F	GW7i T	GW7o	GW8i F	GW8i T	GW8o	GW9i F	GW9i T	GW9o	GW10i F	GW10i T	GW10o	GW11i F	GW11i T	GW11o
02/18/2017 17:50	0.0	25.02	58.7	7.8	78.92	85.2	8.7	31.49	85.5	8.8	31.44	84.6	8.7	31.66	84.8
02/18/2017 18:00	0.0	24.82	58.3	7.8	78.90	85.1	8.7	31.48	85.4	8.7	31.41	84.5	8.7	31.65	84.8
02/18/2017 18:10	0.0	24.68	58.1	7.8	78.79	85.0	8.7	31.44	85.4	8.8	31.38	84.5	8.6	31.63	84.7
02/18/2017 18:20	0.0	24.55	57.9	7.8	78.72	85.0	8.7	31.40	85.3	8.7	31.34	84.3	8.6	31.58	84.7
02/18/2017 18:30	0.0	24.40	57.5	7.8	78.56	84.9	8.7	31.34	85.2	8.8	31.28	84.2	8.7	31.54	84.6
02/18/2017 18:40	0.0	24.23	57.0	7.8	78.48	84.7	8.7	31.30	85.2	8.8	31.22	84.2	8.7	31.48	84.5
02/18/2017 18:50	0.0	24.06	56.5	7.8	78.36	84.7	8.7	31.23	85.0	8.8	31.18	84.0	8.7	31.43	84.4
02/18/2017 19:00	0.0	23.91	56.1	7.8	78.22	84.6	8.7	31.20	84.9	8.8	31.12	83.9	8.7	31.37	84.3
02/18/2017 19:10	0.0	23.74	55.7	7.8	78.10	84.5	8.7	31.14	84.8	8.8	31.08	83.8	8.7	31.33	84.2
02/18/2017 19:20	0.0	23.59	55.3	7.8	77.96	84.4	8.7	31.08	84.7	8.8	31.03	83.7	8.7	31.28	84.1
02/18/2017 19:30	0.0	23.47	55.2	7.8	77.85	84.3	8.7	31.05	84.6	8.8	30.98	83.6	8.7	31.24	84.0
02/18/2017 19:40	0.0	23.41	55.2	7.8	77.76	84.3	8.7	31.00	84.6	8.8	30.93	83.6	8.7	31.20	83.9
02/18/2017 19:50	0.0	23.36	55.3	7.8	77.64	84.1	8.7	30.95	84.4	8.8	30.88	83.5	8.7	31.15	83.9
02/18/2017 20:00	0.0	23.34	55.2	7.8	77.53	84.0	8.7	30.92	84.4	8.8	30.82	83.4	8.7	31.10	83.7
02/18/2017 20:10	0.0	23.32	55.2	7.8	77.42	83.9	8.7	30.87	84.2	8.8	30.78	83.3	8.7	31.05	83.7
02/18/2017 20:20	0.0	23.31	55.2	7.8	77.30	83.8	8.7	30.81	84.2	8.8	30.74	83.2	8.7	31.01	83.6
02/18/2017 20:30	0.0	23.25	55.0	7.8	77.13	83.7	8.7	30.76	84.1	8.8	30.67	83.1	8.7	30.93	83.5
02/18/2017 20:40	0.0	23.18	54.7	7.8	77.01	83.6	8.7	30.70	83.9	8.8	30.64	83.0	8.7	30.90	83.4
02/18/2017 20:50	0.0	23.11	54.6	7.8	76.92	83.6	8.7	30.67	83.8	8.8	30.60	82.9	8.7	30.87	83.3
02/18/2017 21:00	0.0	23.07	54.4	7.8	76.83	83.5	8.7	30.64	83.8	8.8	30.56	82.8	8.7	30.83	83.3
02/18/2017 21:10	0.0	23.01	54.3	7.8	76.74	83.4	8.7	30.61	83.7	8.8	30.53	82.7	8.7	30.79	83.2
02/18/2017 21:20	0.0	22.95	54.1	7.8	76.67	83.4	8.7	30.56	83.7	8.8	30.49	82.7	8.7	30.75	83.1
02/18/2017 21:30	0.0	22.85	53.8	7.8	76.59	83.3	8.7	30.53	83.5	8.8	30.48	82.5	8.7	30.73	83.0
02/18/2017 21:40	0.0	22.74	53.3	7.8	76.50	83.3	8.7	30.50	83.5	8.8	30.43	82.5	8.7	30.69	83.0
02/18/2017 21:50	0.0	22.63	53.1	7.8	76.42	83.2	8.7	30.47	83.4	8.8	30.39	82.4	8.7	30.65	82.9
02/18/2017 22:00	0.0	22.57	53.0	7.8	76.34	83.1	8.7	30.43	83.4	8.8	30.36	82.3	8.7	30.64	82.8
02/18/2017 22:10	0.0	22.53	53.0	7.8	76.25	83.0	8.7	30.40	83.3	8.8	30.32	82.3	8.7	30.60	82.8
02/18/2017 22:20	0.0	22.52	53.1	7.8	76.12	82.9	8.7	30.34	83.2	8.8	30.28	82.2	8.7	30.55	82.7
02/18/2017 22:30	0.0	22.46	52.9	7.8	76.03	82.9	8.7	30.31	83.1	8.8	30.23	82.1	8.7	30.50	82.6
02/18/2017 22:40	0.0	22.39	52.7	7.8	75.99	82.8	8.7	30.29	83.0	8.8	30.21	82.0	8.7	30.49	82.5
02/18/2017 22:50	0.0	22.35	52.5	7.8	75.89	82.8	8.7	30.25	82.9	8.8	30.19	81.9	8.7	30.45	82.4
02/18/2017 23:00	0.0	22.29	52.3	7.8	75.78	82.6	8.7	30.21	82.8	8.8	30.14	81.8	8.7	30.41	82.4
02/18/2017 23:10	0.0	22.21	52.1	7.8	75.72	82.6	8.7	30.20	82.7	8.8	30.12	81.8	8.7	30.37	82.3
02/18/2017 23:20	0.0	22.16	52.0	7.8	75.67	82.5	8.7	30.16	82.7	8.8	30.09	81.7	8.7	30.34	82.3
02/18/2017 23:30	0.0	22.10	51.9	7.8	75.57	82.5	8.7	30.12	82.5	8.8	30.05	81.7	8.7	30.33	82.2

Date/Time	GW7i F	GW7i T	GW7o	GW8i F	GW8i T	GW8o	GW9i F	GW9i T	GW9o	GW10i F	GW10i T	GW10o	GW11i F	GW11i T	GW11o
02/18/2017 23:40	0.0	22.03	51.7	7.8	75.49	82.4	8.7	30.08	82.6	8.8	30.01	81.6	8.7	30.29	82.1
02/18/2017 23:50	0.0	21.93	51.4	7.8	75.35	82.3	8.7	30.04	82.5	8.8	29.96	81.5	8.7	30.23	82.0
02/19/2017 00:00	0.0	21.84	51.1	7.8	75.29	82.2	8.7	30.00	82.4	8.8	29.93	81.4	8.7	30.21	81.9
02/19/2017 00:10	0.0	21.72	50.7	7.8	75.17	82.1	8.7	29.95	82.3	8.8	29.89	81.3	8.7	30.16	81.9
02/19/2017 00:20	0.0	21.61	50.4	7.8	75.05	82.1	8.7	29.92	82.2	8.8	29.84	81.3	8.7	30.11	81.7
02/19/2017 00:30	0.0	21.51	50.3	7.8	74.95	82.0	8.7	29.88	82.1	8.8	29.80	81.1	8.7	30.07	81.6
02/19/2017 00:40	0.0	21.42	50.1	7.8	74.88	81.9	8.7	29.84	82.0	8.8	29.76	81.0	8.7	30.04	81.6
02/19/2017 00:50	0.0	21.38	50.1	7.8	74.79	81.8	8.7	29.79	81.9	8.8	29.71	81.0	8.7	30.00	81.5
02/19/2017 01:00	0.0	21.37	50.2	7.8	74.69	81.7	8.7	29.77	81.8	8.8	29.68	80.8	8.7	29.97	81.4
02/19/2017 01:10	0.0	21.41	50.5	7.8	74.60	81.7	8.7	29.72	81.8	8.8	29.64	80.8	8.7	29.92	81.3
02/19/2017 01:20	0.0	21.46	50.6	7.8	74.43	81.5	8.7	29.66	81.6	8.8	29.58	80.7	8.7	29.86	81.2
02/19/2017 01:30	0.0	21.45	50.5	7.8	74.29	81.4	8.7	29.61	81.5	8.8	29.52	80.5	8.7	29.80	81.1
02/19/2017 01:40	0.0	21.39	50.2	7.8	74.20	81.3	8.7	29.57	81.5	8.8	29.49	80.4	8.7	29.77	81.0
02/19/2017 01:50	0.0	21.32	49.9	7.8	74.01	81.3	8.7	29.50	81.3	8.8	29.42	80.4	8.7	29.69	80.9
02/19/2017 02:00	0.0	21.21	49.5	7.8	73.92	81.2	8.7	29.47	81.3	8.8	29.39	80.2	8.7	29.65	80.8
02/19/2017 02:10	0.0	21.11	49.2	7.8	73.88	81.1	8.7	29.44	81.2	8.8	29.36	80.2	8.7	29.63	80.7
02/19/2017 02:20	0.0	21.06	49.1	7.8	73.80	81.0	8.7	29.40	81.1	8.8	29.33	80.2	8.7	29.60	80.7
02/19/2017 02:30	0.0	21.01	48.9	7.8	73.72	81.0	8.7	29.37	81.0	8.8	29.33	80.1	8.7	29.57	80.6
02/19/2017 02:40	0.0	20.92	48.3	7.8	73.72	81.0	8.7	29.37	81.0	8.8	29.33	80.1	8.7	29.57	80.5
02/19/2017 02:50	0.0	20.78	47.5	7.8	73.62	80.9	8.7	29.34	81.0	8.8	29.28	80.0	8.7	29.54	80.5
02/19/2017 03:00	0.0	20.62	46.8	7.8	73.54	80.9	8.7	29.33	80.8	8.8	29.25	79.9	8.7	29.53	80.5
02/19/2017 03:10	0.0	20.47	46.2	7.8	73.47	80.8	8.7	29.29	80.8	8.8	29.22	79.9	8.7	29.47	80.4
02/19/2017 03:20	0.0	20.29	45.9	7.8	73.33	80.7	8.7	29.25	80.8	8.8	29.17	79.7	8.7	29.42	80.3
02/19/2017 03:30	0.0	20.13	45.5	7.8	73.30	80.7	8.7	29.23	80.7	8.8	29.14	79.7	8.7	29.40	80.3
02/19/2017 03:40	0.0	19.98	45.1	7.8	73.21	80.6	8.7	29.20	80.6	8.8	29.09	79.6	8.7	29.37	80.2
02/19/2017 03:50	0.0	19.94	45.8	7.8	73.16	80.5	8.7	29.17	80.5	8.8	29.09	79.5	8.7	29.35	80.1
02/19/2017 04:00	0.0	19.88	45.7	7.8	73.09	80.5	8.7	29.13	80.5	8.8	29.04	79.5	8.7	29.30	80.1
02/19/2017 04:10	0.0	19.77	44.9	7.8	72.91	80.4	8.7	29.05	80.3	8.8	28.98	79.4	8.7	29.25	79.9
02/19/2017 04:20	0.0	19.66	44.5	7.8	72.83	80.2	8.7	29.02	80.3	8.8	28.95	79.3	8.7	29.22	79.8
02/19/2017 04:30	0.0	19.53	44.2	7.8	72.72	80.1	8.7	28.98	80.2	8.8	28.90	79.2	8.7	29.18	79.8
02/19/2017 04:40	0.0	19.40	43.9	7.8	72.59	80.1	8.7	28.90	80.1	8.8	28.84	79.1	8.7	29.12	79.7
02/19/2017 04:50	0.0	19.32	43.7	7.8	72.43	80.0	8.7	28.86	79.9	8.8	28.79	79.0	8.7	29.06	79.6
02/19/2017 05:00	0.0	19.25	43.7	7.8	72.39	79.9	8.7	28.83	79.9	8.8	28.77	78.9	8.8	29.03	79.5
02/19/2017 05:10	0.0	19.23	43.7	7.8	72.28	79.8	8.7	28.79	79.8	8.8	28.74	78.8	8.7	28.99	79.4
02/19/2017 05:20	0.0	19.16	43.2	7.8	72.20	79.7	8.7	28.77	79.7	8.8	28.70	78.6	8.8	28.96	79.3

Date/Time	GW7i F	GW7i T	GW7o	GW8i F	GW8i T	GW8o	GW9i F	GW9i T	GW9o	GW10i F	GW10i T	GW10o	GW11i F	GW11i T	GW11o
02/19/2017 05:30	0.0	19.02	42.9	7.8	72.13	79.6	8.7	28.73	79.6	8.8	28.67	78.6	8.7	28.94	79.2
02/19/2017 05:40	0.0	18.96	43.5	7.8	72.12	79.6	8.7	28.72	79.5	8.8	28.66	78.5	8.7	28.95	79.2
02/19/2017 05:50	0.0	18.90	43.6	7.8	72.02	79.5	8.7	28.67	79.5	8.8	28.61	78.5	8.8	28.89	79.1
02/19/2017 06:00	0.0	18.81	43.3	7.8	71.89	79.5	8.7	28.61	79.4	8.8	28.56	78.4	8.8	28.84	79.0
02/19/2017 06:10	0.0	18.73	42.8	7.8	71.78	79.4	8.7	28.61	79.4	8.8	28.53	78.4	8.8	28.81	78.9
02/19/2017 06:20	0.0	18.74	42.9	7.8	71.74	79.3	8.7	28.58	79.2	8.8	28.51	78.3	8.8	28.78	78.9
02/19/2017 06:30	0.0	18.90	43.9	7.8	71.67	79.2	8.7	28.53	79.1	8.8	28.47	78.2	8.8	28.75	78.7
02/19/2017 06:40	0.0	19.03	44.3	7.8	71.57	79.2	8.7	28.49	79.1	8.8	28.43	78.0	8.8	28.71	78.7
02/19/2017 06:50	0.0	19.09	44.2	7.8	71.43	79.0	8.7	28.45	79.0	8.8	28.39	78.0	8.8	28.66	78.6
02/19/2017 07:00	0.0	19.13	44.2	7.8	71.33	78.9	8.7	28.40	78.9	8.8	28.34	77.9	8.8	28.61	78.5
02/19/2017 07:10	0.0	19.25	44.7	7.8	71.22	78.8	8.7	28.34	78.7	8.8	28.29	77.9	8.8	28.57	78.4
02/19/2017 07:20	0.0	19.48	45.2	7.8	71.12	78.7	8.7	28.33	78.7	8.8	28.25	77.7	8.8	28.53	78.3
02/19/2017 07:30	0.0	19.86	45.3	7.8	71.03	78.7	8.7	28.30	78.6	8.8	28.25	77.6	8.8	28.52	78.3
02/19/2017 07:40	0.0	20.49	45.4	7.8	71.00	78.7	8.7	28.26	78.6	8.8	28.24	77.5	8.8	28.47	78.2
02/19/2017 07:50	0.0	20.81	45.1	7.8	70.83	78.6	8.7	28.20	78.4	8.8	28.16	77.5	8.8	28.41	78.0
02/19/2017 08:00	0.0	20.55	44.7	7.8	70.67	78.4	8.7	28.14	78.2	8.8	28.10	77.3	8.8	28.35	77.9
02/19/2017 08:10	0.0	20.35	45.1	7.8	70.56	78.3	8.7	28.09	78.1	8.8	28.06	77.3	8.8	28.30	77.8
02/19/2017 08:20	0.0	20.46	45.7	7.8	70.54	78.3	8.7	28.09	78.1	8.8	28.07	77.2	8.8	28.30	77.8
02/19/2017 08:30	0.0	20.72	47.1	7.8	70.62	78.3	8.7	28.11	78.1	8.8	28.12	77.2	8.8	28.32	77.8
02/19/2017 08:40	0.0	21.15	49.2	7.8	70.66	78.3	8.7	28.14	78.2	8.8	28.17	77.3	8.8	28.34	77.8
02/19/2017 08:50	0.0	21.92	51.9	7.8	70.86	78.4	8.7	28.20	78.2	8.8	28.25	77.3	8.8	28.43	77.9
02/19/2017 09:00	0.0	22.94	54.2	7.8	71.05	78.4	8.7	28.29	78.3	8.8	28.34	77.5	8.8	28.51	78.0
02/19/2017 09:10	0.0	24.08	56.1	7.8	71.27	78.5	8.8	28.36	78.4	8.8	28.43	77.6	8.8	28.59	78.0
02/19/2017 09:20	0.0	25.08	57.4	7.8	71.47	78.6	8.7	28.46	78.5	8.8	28.54	77.8	8.8	28.68	78.1
02/19/2017 09:30	0.0	26.04	59.0	7.8	71.75	78.8	8.7	28.58	78.7	8.8	28.66	78.0	8.8	28.79	78.3
02/19/2017 09:40	0.0	26.67	59.8	7.8	72.02	78.9	8.7	28.69	78.8	8.8	28.77	78.2	8.8	28.90	78.5
02/19/2017 09:50	0.0	27.22	61.3	7.8	72.32	79.1	8.7	28.82	79.0	8.8	28.91	78.4	8.8	29.02	78.7
02/19/2017 10:00	0.0	28.06	63.4	7.8	72.68	79.3	8.7	28.97	79.3	8.8	29.07	78.6	8.8	29.17	78.8
02/19/2017 10:10	0.0	28.68	64.7	7.8	73.02	79.5	8.7	29.12	79.5	8.8	29.21	78.9	8.8	29.31	79.0
02/19/2017 10:20	0.0	29.15	66.1	7.8	73.42	79.7	8.7	29.29	79.7	8.8	29.39	79.1	8.8	29.47	79.2
02/19/2017 10:30	0.0	29.71	68.0	7.8	73.77	79.9	8.7	29.43	80.0	8.8	29.55	79.3	8.8	29.60	79.5
02/19/2017 10:40	0.0	30.61	71.0	7.8	74.20	80.2	8.7	29.61	80.2	8.8	29.75	79.7	8.8	29.79	79.7
02/19/2017 10:50	0.0	31.53	72.6	7.8	74.58	80.4	8.7	29.77	80.5	8.8	29.91	79.9	8.8	29.94	80.0
02/19/2017 11:00	0.0	32.27	74.3	7.8	75.03	80.7	8.7	29.96	80.8	8.8	30.10	80.3	8.8	30.12	80.2
02/19/2017 11:10	0.0	32.94	76.0	7.8	75.45	81.0	8.7	30.14	81.0	8.8	30.28	80.6	8.7	30.29	80.5

Date/Time	GW7i F	GW7i T	GW7o	GW8i F	GW8i T	GW8o	GW9i F	GW9i T	GW9o	GW10i F	GW10i T	GW10o	GW11i F	GW11i T	GW11o
02/19/2017 11:20	0.0	33.34	77.4	7.8	75.84	81.2	8.7	30.30	81.3	8.8	30.44	80.9	8.7	30.46	80.8
02/19/2017 11:30	0.0	33.85	79.3	7.8	76.34	81.5	8.7	30.51	81.6	8.8	30.66	81.2	8.7	30.66	81.0
02/19/2017 11:40	0.0	33.91	79.4	7.8	76.79	81.8	8.7	30.70	81.9	8.8	30.84	81.5	8.7	30.84	81.3
02/19/2017 11:50	0.0	33.66	78.7	7.8	77.20	82.1	8.7	30.86	82.2	8.8	31.00	81.9	8.7	30.99	81.6
02/19/2017 12:00	0.0	33.79	79.0	7.8	77.60	82.3	8.7	31.02	82.4	8.8	31.16	82.2	8.7	31.15	81.9
02/19/2017 12:10	0.0	34.12	81.3	7.8	77.98	82.5	8.7	31.19	82.7	8.7	31.33	82.4	8.7	31.32	82.2
02/19/2017 12:20	0.0	34.31	82.7	7.8	78.41	82.8	8.7	31.36	83.0	8.8	31.50	82.7	8.7	31.49	82.4
02/19/2017 12:30	0.0	34.59	83.5	7.8	78.83	83.0	8.7	31.52	83.3	8.8	31.68	83.0	8.7	31.66	82.6
02/19/2017 12:40	0.0	34.43	82.5	7.8	79.25	83.3	8.7	31.69	83.6	8.7	31.82	83.4	8.7	31.81	82.9
02/19/2017 12:50	0.0	34.20	82.7	7.8	79.59	83.5	8.7	31.84	83.9	8.7	31.97	83.6	8.7	31.96	83.2
02/19/2017 13:00	0.0	34.09	83.1	7.8	79.96	83.8	8.7	31.99	84.1	8.7	32.12	83.9	8.7	32.10	83.4
02/19/2017 13:10	0.0	34.20	84.8	7.8	80.36	84.1	8.7	32.14	84.3	8.7	32.28	84.2	8.7	32.25	83.6
02/19/2017 13:20	0.0	34.20	85.1	7.8	80.68	84.3	8.7	32.25	84.6	8.7	32.40	84.5	8.7	32.38	83.8
02/19/2017 13:30	0.0	34.35	85.8	7.8	81.06	84.5	8.7	32.41	84.8	8.7	32.55	84.7	8.6	32.55	84.0
02/19/2017 13:40	0.0	34.13	84.5	7.8	81.38	84.6	8.7	32.53	85.1	8.7	32.66	84.9	8.6	32.67	84.3
02/19/2017 13:50	0.0	33.90	83.9	7.8	81.65	84.9	8.7	32.63	85.2	8.7	32.76	85.1	8.6	32.77	84.5
02/19/2017 14:00	0.0	33.70	83.6	7.8	81.90	85.1	8.7	32.73	85.5	8.7	32.85	85.3	8.6	32.88	84.6
02/19/2017 14:10	0.0	33.31	82.2	7.8	82.12	85.3	8.7	32.82	85.6	8.7	32.92	85.5	8.6	32.97	84.8
02/19/2017 14:20	0.0	32.92	80.9	7.8	82.34	85.4	8.7	32.91	85.8	8.7	32.99	85.6	8.6	33.05	85.0
02/19/2017 14:30	0.0	32.60	80.6	7.8	82.56	85.5	8.7	33.01	85.9	8.7	33.08	85.7	8.6	33.13	85.1
02/19/2017 14:40	0.0	32.55	81.3	7.8	82.80	85.7	8.7	33.11	86.1	8.7	33.18	85.9	8.6	33.23	85.3
02/19/2017 14:50	0.0	32.51	81.1	7.8	82.98	85.8	8.7	33.19	86.2	8.7	33.24	86.0	8.6	33.31	85.4
02/19/2017 15:00	0.0	32.44	81.0	7.8	83.12	86.0	8.7	33.23	86.4	8.7	33.29	86.2	8.6	33.35	85.5
02/19/2017 15:10	0.0	32.43	81.0	7.8	83.28	86.1	8.6	33.33	86.5	8.7	33.38	86.3	8.6	33.43	85.6
02/19/2017 15:20	0.0	32.39	81.0	7.8	83.40	86.2	8.7	33.37	86.7	8.7	33.41	86.5	8.6	33.48	85.7
02/19/2017 15:30	0.0	32.08	78.6	7.8	83.43	86.2	8.7	33.37	86.7	8.7	33.41	86.4	8.6	33.49	85.7
02/19/2017 15:40	0.0	31.71	77.8	7.8	83.49	86.2	8.6	33.37	86.7	8.7	33.41	86.5	8.6	33.49	85.7
02/19/2017 15:50	0.0	31.16	75.7	7.8	83.44	86.2	8.7	33.36	86.8	8.7	33.37	86.4	8.6	33.48	85.8
02/19/2017 16:00	0.0	30.51	73.2	7.8	83.34	86.2	8.6	33.33	86.7	8.7	33.30	86.3	8.6	33.45	85.7
02/19/2017 16:10	0.0	30.44	74.5	7.8	83.43	86.2	8.6	33.36	86.8	8.7	33.37	86.3	8.6	33.48	85.8
02/19/2017 16:20	0.0	30.84	76.2	7.8	83.49	86.3	8.6	33.37	86.9	8.7	33.39	86.5	8.6	33.49	86.0
02/19/2017 16:30	0.0	30.79	74.4	7.8	83.43	86.4	8.6	33.37	86.8	8.7	33.35	86.5	8.6	33.47	85.9
02/19/2017 16:40	0.0	30.54	73.4	7.8	83.38	86.4	8.6	33.34	86.8	8.7	33.32	86.4	8.6	33.45	86.0
02/19/2017 16:50	0.0	30.31	73.1	7.8	83.30	86.4	8.6	33.31	86.8	8.7	33.27	86.4	8.6	33.41	85.9
02/19/2017 17:00	0.0	30.02	72.2	7.8	83.22	86.3	8.6	33.26	86.8	8.7	33.22	86.3	8.6	33.38	85.9

Date/Time	GW7i F	GW7i T	GW7o	GW8i F	GW8i T	GW8o	GW9i F	GW9i T	GW9o	GW10i F	GW10i T	GW10o	GW11i F	GW11i T	GW11o
02/19/2017 17:10	0.0	29.70	71.2	7.8	83.14	86.3	8.6	33.22	86.7	8.7	33.18	86.3	8.6	33.35	85.8
02/19/2017 17:20	0.0	29.33	69.9	7.8	82.97	86.2	8.6	33.16	86.6	8.7	33.09	86.2	8.6	33.28	85.8
02/19/2017 17:30	0.0	28.91	68.6	7.8	82.82	86.1	8.6	33.08	86.5	8.7	33.01	86.1	8.6	33.22	85.7
02/19/2017 17:40	0.0	28.44	67.3	7.8	82.61	86.0	8.6	32.99	86.4	8.7	32.92	85.9	8.6	33.14	85.6
02/19/2017 17:50	0.0	28.04	66.4	7.8	82.44	85.9	8.6	32.90	86.3	8.7	32.84	85.8	8.6	33.07	85.5
02/19/2017 18:00	0.0	27.72	65.7	7.8	82.26	85.8	8.6	32.81	86.2	8.7	32.78	85.6	8.6	33.00	85.4
02/19/2017 18:10	0.0	27.46	65.3	7.8	82.08	85.7	8.6	32.75	86.1	8.7	32.71	85.5	8.6	32.93	85.3
02/19/2017 18:20	0.0	27.27	64.9	7.8	81.95	85.6	8.7	32.68	86.0	8.7	32.64	85.4	8.6	32.87	85.2
02/19/2017 18:30	0.0	27.12	64.6	7.8	81.82	85.6	8.6	32.64	86.0	8.7	32.59	85.3	8.6	32.81	85.1
02/19/2017 18:40	0.0	27.06	64.6	7.8	81.66	85.5	8.7	32.58	85.9	8.7	32.52	85.2	8.6	32.76	85.1
02/19/2017 18:50	0.0	26.98	64.5	7.8	81.52	85.4	8.7	32.51	85.8	8.7	32.47	85.1	8.6	32.70	85.0
02/19/2017 19:00	0.0	26.92	64.4	7.8	81.39	85.3	8.7	32.47	85.6	8.7	32.41	85.0	8.6	32.65	84.9
02/19/2017 19:10	0.0	26.86	64.2	7.8	81.25	85.2	8.7	32.39	85.6	8.7	32.35	84.9	8.6	32.59	84.8
02/19/2017 19:20	0.0	26.80	64.1	7.8	81.11	85.1	8.7	32.36	85.5	8.7	32.29	84.8	8.6	32.53	84.7
02/19/2017 19:30	0.0	26.73	63.9	7.8	80.96	85.0	8.7	32.29	85.4	8.7	32.22	84.7	8.6	32.48	84.6
02/19/2017 19:40	0.0	26.64	63.5	7.8	80.78	84.9	8.7	32.22	85.3	8.7	32.16	84.6	8.6	32.40	84.6
02/19/2017 19:50	0.0	26.51	63.2	7.8	80.63	84.8	8.7	32.16	85.1	8.7	32.10	84.5	8.6	32.35	84.5
02/19/2017 20:00	0.0	26.37	62.8	7.8	80.45	84.7	8.7	32.09	85.0	8.7	32.04	84.3	8.6	32.27	84.4
02/19/2017 20:10	0.0	26.25	62.5	7.8	80.32	84.6	8.7	32.04	85.0	8.7	31.98	84.2	8.6	32.22	84.3
02/19/2017 20:20	0.0	26.15	62.4	7.8	80.19	84.4	8.7	31.99	84.9	8.7	31.93	84.2	8.6	32.17	84.2
02/19/2017 20:30	0.0	26.08	62.2	7.8	80.05	84.4	8.7	31.93	84.8	8.7	31.87	84.0	8.6	32.11	84.1
02/19/2017 20:40	0.0	26.00	61.9	7.8	79.94	84.3	8.7	31.88	84.7	8.7	31.82	83.9	8.6	32.06	84.0
02/19/2017 20:50	0.0	25.93	61.8	7.8	79.79	84.2	8.7	31.83	84.6	8.7	31.77	83.9	8.6	32.02	84.0
02/19/2017 21:00	0.0	25.86	61.6	7.8	79.67	84.1	8.7	31.78	84.6	8.7	31.73	83.8	8.6	31.96	83.9
02/19/2017 21:10	0.0	25.80	61.4	7.8	79.58	84.0	8.7	31.74	84.4	8.7	31.67	83.6	8.6	31.91	83.8
02/19/2017 21:20	0.0	25.72	61.2	7.8	79.45	84.0	8.7	31.68	84.4	8.8	31.63	83.6	8.6	31.87	83.7
02/19/2017 21:30	0.0	25.61	60.8	7.8	79.32	83.9	8.7	31.64	84.3	8.7	31.57	83.5	8.7	31.80	83.7
02/19/2017 21:40	0.0	25.52	60.7	7.8	79.21	83.7	8.7	31.59	84.2	8.7	31.52	83.4	8.6	31.77	83.6
02/19/2017 21:50	0.0	25.41	60.4	7.8	79.07	83.7	8.7	31.53	84.1	8.7	31.48	83.3	8.6	31.72	83.5
02/19/2017 22:00	0.0	25.30	60.1	7.8	78.94	83.7	8.7	31.49	84.0	8.8	31.43	83.3	8.6	31.67	83.4
02/19/2017 22:10	0.0	25.21	59.9	7.8	78.83	83.6	8.7	31.43	83.9	8.8	31.37	83.1	8.7	31.63	83.4
02/19/2017 22:20	0.0	25.09	59.6	7.8	78.69	83.5	8.7	31.38	83.9	8.7	31.33	83.0	8.7	31.57	83.3
02/19/2017 22:30	0.0	24.99	59.3	7.8	78.55	83.4	8.7	31.33	83.8	8.7	31.27	83.0	8.7	31.51	83.3
02/19/2017 22:40	0.0	24.88	58.9	7.8	78.50	83.4	8.7	31.31	83.7	8.8	31.23	82.9	8.7	31.48	83.1
02/19/2017 22:50	0.0	24.77	58.6	7.8	78.39	83.3	8.7	31.26	83.6	8.7	31.20	82.8	8.7	31.44	83.1

Date/Time	GW7i F	GW7i T	GW7o	GW8i F	GW8i T	GW8o	GW9i F	GW9i T	GW9o	GW10i F	GW10i T	GW10o	GW11i F	GW11i T	GW11o
02/19/2017 23:00	0.0	24.68	58.3	7.8	78.25	83.2	8.7	31.21	83.5	8.7	31.15	82.7	8.7	31.39	83.0
02/19/2017 23:10	0.0	24.58	58.2	7.8	78.16	83.1	8.7	31.16	83.4	8.8	31.09	82.6	8.7	31.36	82.9
02/19/2017 23:20	0.0	24.49	58.0	7.8	78.00	83.0	8.7	31.09	83.3	8.7	31.04	82.5	8.7	31.30	82.8
02/19/2017 23:30	0.0	24.37	57.7	7.8	77.85	82.9	8.7	31.04	83.2	8.8	30.98	82.4	8.7	31.23	82.7
02/19/2017 23:40	0.0	24.27	57.4	7.8	77.77	82.8	8.7	31.00	83.1	8.8	30.93	82.3	8.7	31.19	82.7
02/19/2017 23:50	0.0	24.18	57.3	7.8	77.64	82.8	8.7	30.95	83.0	8.8	30.90	82.2	8.7	31.15	82.6
02/20/2017 00:00	0.0	24.10	57.0	7.8	77.53	82.7	8.7	30.92	83.0	8.8	30.85	82.1	8.7	31.10	82.5
02/20/2017 00:10	0.0	24.02	56.8	7.8	77.45	82.6	8.7	30.89	83.0	8.8	30.81	82.1	8.7	31.05	82.5
02/20/2017 00:20	0.0	23.95	56.5	7.8	77.37	82.6	8.7	30.85	82.9	8.8	30.78	82.1	8.7	31.03	82.4
02/20/2017 00:30	0.0	23.88	56.2	7.8	77.29	82.6	8.7	30.81	82.8	8.8	30.77	81.9	8.7	31.00	82.4
02/20/2017 00:40	0.0	23.82	56.0	7.8	77.22	82.5	8.7	30.79	82.8	8.8	30.74	81.9	8.7	30.97	82.3
02/20/2017 00:50	0.0	23.79	55.9	7.8	77.13	82.4	8.7	30.77	82.7	8.8	30.72	81.9	8.7	30.96	82.2
02/20/2017 01:00	0.0	23.76	56.1	7.8	77.09	82.4	8.7	30.74	82.6	8.8	30.67	81.8	8.7	30.93	82.2
02/20/2017 01:10	0.0	23.73	56.0	7.8	77.00	82.3	8.7	30.70	82.6	8.8	30.65	81.7	8.7	30.89	82.2
02/20/2017 01:20	0.0	23.71	55.9	7.8	76.92	82.3	8.7	30.67	82.6	8.8	30.61	81.6	8.7	30.86	82.0
02/20/2017 01:30	0.0	23.70	56.0	7.8	76.86	82.2	8.7	30.65	82.5	8.8	30.59	81.5	8.7	30.82	82.0
02/20/2017 01:40	0.0	23.70	56.0	7.8	76.80	82.2	8.7	30.64	82.4	8.8	30.56	81.5	8.7	30.80	82.0
02/20/2017 01:50	0.0	23.67	55.7	7.8	76.75	82.1	8.7	30.62	82.3	8.8	30.55	81.5	8.7	30.78	81.9
02/20/2017 02:00	0.0	23.64	55.7	7.8	76.70	82.1	8.7	30.59	82.4	8.8	30.52	81.4	8.7	30.77	81.9
02/20/2017 02:10	0.0	23.61	55.6	7.8	76.61	82.0	8.7	30.53	82.2	8.8	30.49	81.3	8.7	30.72	81.8
02/20/2017 02:20	0.0	23.49	55.1	7.8	76.52	82.0	8.7	30.51	82.2	8.8	30.46	81.3	8.7	30.69	81.7
02/20/2017 02:30	0.0	23.36	54.8	7.8	76.44	81.9	8.7	30.49	82.1	8.8	30.42	81.2	8.7	30.66	81.7
02/20/2017 02:40	0.0	23.25	54.6	7.8	76.36	81.9	8.7	30.45	82.1	8.8	30.39	81.2	8.7	30.63	81.6
02/20/2017 02:50	0.0	23.16	54.3	7.8	76.28	81.9	8.7	30.42	82.0	8.8	30.35	81.1	8.7	30.60	81.5
02/20/2017 03:00	0.0	23.09	54.2	7.8	76.22	81.8	8.7	30.38	82.0	8.8	30.33	81.0	8.7	30.58	81.5
02/20/2017 03:10	0.0	23.04	54.0	7.8	76.16	81.7	8.7	30.35	81.9	8.8	30.31	81.0	8.7	30.55	81.5
02/20/2017 03:20	0.0	22.97	53.8	7.8	76.03	81.7	8.7	30.33	81.9	8.8	30.28	80.9	8.7	30.50	81.4
02/20/2017 03:30	0.0	22.90	53.7	7.8	76.02	81.6	8.7	30.31	81.8	8.8	30.25	80.8	8.7	30.49	81.4
02/20/2017 03:40	0.0	22.84	53.6	7.8	75.95	81.6	8.7	30.28	81.8	8.8	30.23	80.8	8.7	30.47	81.4
02/20/2017 03:50	0.0	22.82	53.4	7.8	75.89	81.5	8.7	30.25	81.7	8.8	30.21	80.8	8.7	30.44	81.3
02/20/2017 04:00	0.0	22.78	53.4	7.8	75.82	81.4	8.7	30.22	81.7	8.8	30.18	80.7	8.7	30.41	81.2
02/20/2017 04:10	0.0	22.70	53.2	7.8	75.72	81.4	8.7	30.21	81.6	8.8	30.14	80.7	8.7	30.37	81.2
02/20/2017 04:20	0.0	22.63	53.0	7.8	75.71	81.4	8.7	30.18	81.5	8.8	30.12	80.6	8.7	30.34	81.1
02/20/2017 04:30	0.0	22.60	53.1	7.8	75.63	81.3	8.7	30.15	81.5	8.8	30.09	80.5	8.7	30.33	81.1
02/20/2017 04:40	0.0	22.62	53.1	7.8	75.53	81.3	8.7	30.13	81.5	8.8	30.09	80.5	8.7	30.31	81.0

Date/Time	GW7i F	GW7i T	GW7o	GW8i F	GW8i T	GW8o	GW9i F	GW9i T	GW9o	GW10i F	GW10i T	GW10o	GW11i F	GW11i T	GW11o
02/20/2017 04:50	0.0	22.68	53.2	7.8	75.52	81.2	8.7	30.11	81.4	8.8	30.07	80.5	8.7	30.30	81.0
02/20/2017 05:00	0.0	22.72	53.0	7.8	75.43	81.1	8.7	30.08	81.3	8.8	30.05	80.4	8.7	30.25	80.9
02/20/2017 05:10	0.0	22.72	52.9	7.8	75.40	81.1	8.7	30.05	81.3	8.8	30.02	80.4	8.7	30.25	80.8
02/20/2017 05:20	0.0	22.64	52.8	7.8	75.33	81.0	8.7	30.04	81.2	8.8	29.97	80.3	8.7	30.21	80.8
02/20/2017 05:30	0.0	22.55	52.8	7.8	75.30	81.0	8.7	30.01	81.2	8.8	29.95	80.3	8.7	30.20	80.8
02/20/2017 05:40	0.0	22.52	52.7	7.8	75.23	81.0	8.7	29.98	81.2	8.8	29.93	80.2	8.7	30.17	80.7
02/20/2017 05:50	0.0	22.48	52.6	7.8	75.17	80.9	8.7	29.96	81.1	8.8	29.93	80.2	8.7	30.15	80.7
02/20/2017 06:00	0.0	22.45	52.7	7.8	75.11	80.9	8.7	29.93	81.0	8.8	29.89	80.1	8.7	30.13	80.7
02/20/2017 06:10	0.0	22.41	52.7	7.8	75.02	80.8	8.7	29.91	80.9	8.8	29.85	80.1	8.7	30.09	80.6
02/20/2017 06:20	0.0	22.35	52.7	7.8	74.92	80.8	8.7	29.88	80.8	8.8	29.81	80.0	8.7	30.05	80.5
02/20/2017 06:30	0.0	22.32	52.9	7.8	74.91	80.7	8.7	29.85	80.8	8.8	29.80	79.9	8.7	30.05	80.5
02/20/2017 06:40	0.0	22.36	53.0	7.8	74.83	80.6	8.7	29.82	80.7	8.8	29.76	79.9	8.7	30.01	80.4
02/20/2017 06:50	0.0	22.40	53.2	7.8	74.76	80.6	8.7	29.79	80.7	8.8	29.73	79.8	8.7	29.98	80.3
02/20/2017 07:00	0.0	22.41	53.2	7.8	74.70	80.5	8.7	29.77	80.7	8.8	29.73	79.8	8.7	29.96	80.3
02/20/2017 07:10	0.0	22.47	53.2	7.8	74.63	80.5	8.7	29.77	80.6	8.8	29.72	79.8	8.8	29.94	80.3
02/20/2017 07:20	0.0	22.54	53.3	7.8	74.64	80.5	8.7	29.77	80.7	8.8	29.73	79.7	8.7	29.94	80.2
02/20/2017 07:30	0.0	22.66	53.6	7.8	74.63	80.5	8.7	29.77	80.6	8.8	29.73	79.6	8.7	29.93	80.3
02/20/2017 07:40	0.0	22.90	54.2	7.8	74.72	80.5	8.7	29.79	80.6	8.8	29.78	79.7	8.7	29.97	80.3
02/20/2017 07:50	0.0	23.34	55.2	7.8	74.82	80.5	8.7	29.84	80.7	8.8	29.83	79.8	8.7	30.01	80.3
02/20/2017 08:00	0.0	24.08	57.4	7.8	74.95	80.6	8.7	29.90	80.8	8.8	29.91	79.9	8.7	30.06	80.4
02/20/2017 08:10	0.0	24.77	59.4	7.8	75.13	80.7	8.7	29.96	80.8	8.8	29.98	79.9	8.7	30.14	80.4
02/20/2017 08:20	0.0	25.25	61.0	7.8	75.31	80.8	8.7	30.04	80.9	8.8	30.08	80.0	8.7	30.21	80.5
02/20/2017 08:30	0.0	25.63	62.2	7.8	75.53	80.9	8.7	30.12	81.0	8.8	30.17	80.3	8.7	30.30	80.6
02/20/2017 08:40	0.0	26.02	63.0	7.8	75.75	81.0	8.7	30.22	81.1	8.8	30.25	80.4	8.7	30.39	80.7
02/20/2017 08:50	0.0	26.38	63.3	7.8	75.97	81.1	8.7	30.30	81.3	8.8	30.32	80.6	8.7	30.48	80.9
02/20/2017 09:00	0.0	26.70	63.5	7.8	76.14	81.2	8.7	30.36	81.4	8.8	30.39	80.7	8.7	30.55	81.0
02/20/2017 09:10	0.0	26.95	64.0	7.7	76.33	81.3	8.6	30.45	81.5	8.3	30.48	80.9	8.6	30.63	81.1
02/20/2017 09:20	0.1	27.35	65.5	7.5	76.80	81.6	8.4	30.65	81.7	7.8	30.70	81.3	8.4	30.83	81.4
02/20/2017 09:30	8.6	30.99	>>>>>>>>	7.9	77.66	82.0	8.8	30.99	82.2	9.6	31.02	81.6	8.8	31.17	81.7
02/20/2017 09:40	8.9	31.43	>>>>>>>>	7.9	78.62	82.5	8.8	31.38	82.7	9.7	31.41	81.9	8.8	31.57	82.2
02/20/2017 09:50	8.9	31.89	>>>>>>>>	7.9	79.67	83.0	8.8	31.80	83.4	9.7	31.84	82.6	8.8	31.98	82.9
02/20/2017 10:00	8.9	32.19	>>>>>>>>	7.9	80.48	83.6	8.8	32.12	84.0	9.7	32.16	83.4	8.7	32.31	83.4
02/20/2017 10:10	8.9	32.42	99.7	7.9	81.13	84.1	8.8	32.37	84.5	9.7	32.38	83.8	8.7	32.56	83.9
02/20/2017 10:20	8.9	32.68	99.4	7.9	81.74	84.5	8.8	32.62	84.9	9.6	32.65	84.3	8.7	32.81	84.3
02/20/2017 10:30	8.9	32.88	99.3	7.9	82.27	84.9	8.8	32.83	85.3	9.7	32.84	84.7	8.7	33.01	84.7

Date/Time	GW7i F	GW7i T	GW7o	GW8i F	GW8i T	GW8o	GW9i F	GW9i T	GW9o	GW10i F	GW10i T	GW10o	GW11i F	GW11i T	GW11o
02/20/2017 10:40	8.9	33.05	99.3	7.9	82.72	85.2	8.8	33.03	85.6	9.6	33.02	85.0	8.7	33.20	85.0
02/20/2017 10:50	8.9	33.23	99.1	7.9	83.14	85.5	8.8	33.20	85.9	9.7	33.19	85.3	8.7	33.36	85.3
02/20/2017 11:00	8.9	33.53	99.2	7.9	83.69	85.8	8.8	33.44	86.3	9.6	33.48	85.8	8.7	33.59	85.6
02/20/2017 11:10	8.9	33.79	99.1	7.9	84.24	86.3	8.7	33.67	86.7	9.6	33.74	86.3	8.7	33.81	86.0
02/20/2017 11:20	8.9	34.03	99.2	7.9	84.80	86.6	8.7	33.89	87.1	9.6	33.97	86.8	8.7	34.03	86.4
02/20/2017 11:30	8.9	34.26	99.3	7.9	85.34	87.0	8.7	34.11	87.5	9.6	34.21	87.2	8.7	34.26	86.7
02/20/2017 11:40	8.9	34.43	99.3	7.9	85.81	87.3	8.7	34.30	87.8	9.6	34.39	87.6	8.7	34.44	87.0
02/20/2017 11:50	8.9	34.60	99.5	7.8	86.22	87.6	8.7	34.46	88.2	9.6	34.56	88.0	8.7	34.61	87.4
02/20/2017 12:00	8.9	34.82	99.8	7.8	86.70	87.9	8.7	34.66	88.5	9.6	34.77	88.3	8.7	34.80	87.6
02/20/2017 12:10	8.9	35.02	99.9	7.8	87.17	88.3	8.7	34.86	88.9	9.6	34.96	88.7	8.6	34.99	88.0
02/20/2017 12:20	8.9	35.21	99.8	7.8	87.59	88.5	8.7	35.03	89.2	9.6	35.15	89.1	8.7	35.16	88.2
02/20/2017 12:30	8.9	35.37	>>>>>>>>	7.8	88.05	88.8	8.7	35.21	89.5	9.6	35.32	89.5	8.6	35.34	88.5
02/20/2017 12:40	8.9	35.52	>>>>>>>>	7.8	88.45	89.2	8.7	35.39	89.8	9.6	35.48	89.8	8.6	35.51	88.8
02/20/2017 12:50	8.9	35.64	>>>>>>>>	7.8	88.77	89.4	8.7	35.51	90.1	9.6	35.59	90.0	8.6	35.63	89.1
02/20/2017 13:00	8.9	35.79	100.0	7.8	89.11	89.6	8.7	35.65	90.4	9.6	35.74	90.3	8.6	35.77	89.3
02/20/2017 13:10	8.9	35.85	>>>>>>>>	7.8	89.39	89.9	8.7	35.73	90.6	9.6	35.82	90.5	8.6	35.87	89.5
02/20/2017 13:20	8.9	35.96	>>>>>>>>	7.8	89.65	90.1	8.7	35.85	90.8	9.6	35.92	90.7	8.6	35.98	89.7
02/20/2017 13:30	8.9	36.10	>>>>>>>>	7.8	89.97	90.3	8.7	35.98	91.1	9.6	36.06	91.0	8.6	36.11	89.9
02/20/2017 13:40	8.9	36.09	>>>>>>>>	7.8	90.13	90.5	8.7	36.04	91.2	9.6	36.05	91.1	8.6	36.16	90.1
02/20/2017 13:50	8.9	36.09	>>>>>>>>	7.8	90.22	90.6	8.6	36.07	91.3	9.6	36.08	91.1	8.6	36.20	90.2
02/20/2017 14:00	8.9	36.11	>>>>>>>>	7.8	90.24	90.7	8.7	36.09	91.4	9.6	36.10	91.2	8.6	36.23	90.3
02/20/2017 14:10	8.9	36.11	>>>>>>>>	7.8	90.31	90.8	8.7	36.11	91.5	9.6	36.11	91.3	8.6	36.25	90.3
02/20/2017 14:20	8.9	36.05	>>>>>>>>	7.8	90.22	90.8	8.7	36.09	91.5	9.6	36.05	91.3	8.6	36.21	90.4
02/20/2017 14:30	8.9	36.08	99.8	7.8	90.25	90.8	8.6	36.09	91.5	9.6	36.06	91.3	8.6	36.22	90.4
02/20/2017 14:40	8.9	36.11	99.7	7.8	90.32	90.9	8.6	36.11	91.6	9.6	36.11	91.4	8.6	36.25	90.5
02/20/2017 14:50	8.9	36.20	99.7	7.8	90.48	91.0	8.6	36.17	91.7	9.6	36.17	91.5	8.6	36.29	90.6
02/20/2017 15:00	8.9	36.24	99.7	7.8	90.57	91.1	8.7	36.22	91.8	9.6	36.23	91.6	8.6	36.34	90.7
02/20/2017 15:10	8.9	36.25	99.6	7.8	90.64	91.2	8.6	36.25	91.9	9.6	36.26	91.7	8.6	36.38	90.8
02/20/2017 15:20	8.9	36.24	99.5	7.8	90.64	91.2	8.7	36.25	91.9	9.6	36.24	91.7	8.6	36.38	90.8
02/20/2017 15:30	8.9	36.17	99.4	7.8	90.61	91.2	8.6	36.21	92.0	9.6	36.17	91.7	8.6	36.34	90.8
02/20/2017 15:40	8.9	36.13	99.3	7.8	90.51	91.2	8.6	36.17	92.0	9.6	36.14	91.6	8.6	36.32	90.8
02/20/2017 15:50	8.9	36.08	99.1	7.8	90.42	91.2	8.6	36.14	91.9	9.6	36.08	91.5	8.6	36.27	90.8
02/20/2017 16:00	8.9	36.06	99.0	7.8	90.33	91.2	8.6	36.12	91.8	9.6	36.06	91.4	8.6	36.25	90.8
02/20/2017 16:10	8.9	36.02	99.0	7.8	90.27	91.1	8.6	36.08	91.8	9.6	36.03	91.4	8.6	36.22	90.7
02/20/2017 16:20	8.9	35.97	98.7	7.8	90.17	91.1	8.6	36.02	91.8	9.6	35.98	91.3	8.6	36.17	90.7

Date/Time	GW7i F	GW7i T	GW7o	GW8i F	GW8i T	GW8o	GW9i F	GW9i T	GW9o	GW10i F	GW10i T	GW10o	GW11i F	GW11i T	GW11o
02/20/2017 16:30	8.9	35.95	98.7	7.8	90.09	91.1	8.6	36.01	91.8	9.6	35.95	91.3	8.6	36.13	90.7
02/20/2017 16:40	8.9	35.90	98.5	7.8	89.98	91.1	8.6	35.96	91.7	9.6	35.91	91.2	8.6	36.09	90.6
02/20/2017 16:50	8.9	35.83	98.3	7.8	89.87	91.0	8.6	35.90	91.7	9.6	35.85	91.1	8.6	36.04	90.6
02/20/2017 17:00	8.9	35.77	98.2	7.8	89.72	91.0	8.6	35.84	91.6	9.6	35.79	91.0	8.6	35.99	90.6
02/20/2017 17:10	8.9	35.70	98.0	7.8	89.55	90.9	8.6	35.77	91.5	9.7	35.71	91.0	8.6	35.93	90.5
02/20/2017 17:20	8.9	35.63	97.9	7.8	89.41	90.8	8.6	35.70	91.4	9.6	35.63	90.8	8.6	35.86	90.4
02/20/2017 17:30	8.9	35.56	97.6	7.8	89.25	90.8	8.6	35.65	91.4	9.7	35.58	90.7	8.6	35.80	90.4
02/20/2017 17:40	8.9	35.48	97.6	7.8	89.10	90.7	8.6	35.59	91.3	9.7	35.51	90.6	8.6	35.74	90.2
02/20/2017 17:50	8.9	35.40	97.3	7.8	88.95	90.6	8.6	35.52	91.2	9.7	35.44	90.5	8.6	35.68	90.2
02/20/2017 18:00	8.9	35.35	97.1	7.8	88.78	90.5	8.6	35.46	91.1	9.7	35.39	90.3	8.6	35.63	90.1
02/20/2017 18:10	8.9	35.30	97.0	7.8	88.67	90.4	8.7	35.40	91.0	9.7	35.32	90.2	8.6	35.56	90.1
02/20/2017 18:20	8.9	35.24	97.0	7.8	88.50	90.4	8.6	35.34	91.0	9.7	35.26	90.2	8.6	35.51	90.0
02/20/2017 18:30	8.9	35.18	96.8	7.8	88.38	90.3	8.6	35.27	90.9	9.7	35.21	90.1	8.6	35.44	89.9
02/20/2017 18:40	8.9	35.11	96.7	7.8	88.24	90.2	8.7	35.23	90.8	9.7	35.15	89.9	8.6	35.39	89.9
02/20/2017 18:50	8.9	35.07	96.5	7.8	88.08	90.1	8.6	35.17	90.7	9.7	35.10	89.9	8.6	35.34	89.8
02/20/2017 19:00	8.9	35.00	96.4	7.8	87.97	90.1	8.6	35.11	90.6	9.7	35.03	89.7	8.6	35.27	89.7
02/20/2017 19:10	8.9	34.95	96.2	7.8	87.78	89.9	8.6	35.05	90.5	9.7	34.97	89.6	8.6	35.23	89.7
02/20/2017 19:20	8.9	34.88	96.1	7.8	87.64	89.9	8.6	34.99	90.4	9.7	34.91	89.5	8.6	35.16	89.6
02/20/2017 19:30	8.9	34.82	95.9	7.8	87.49	89.8	8.7	34.93	90.4	9.7	34.84	89.4	8.6	35.10	89.5
02/20/2017 19:40	8.9	34.78	95.8	7.8	87.36	89.7	8.7	34.87	90.3	9.7	34.80	89.3	8.6	35.05	89.5
02/20/2017 19:50	8.9	34.71	95.7	7.8	87.22	89.6	8.6	34.81	90.1	9.7	34.74	89.2	8.6	34.99	89.4
02/20/2017 20:00	8.9	34.65	95.6	7.8	87.10	89.5	8.6	34.77	90.1	9.7	34.68	89.2	8.6	34.94	89.3
02/20/2017 20:10	8.9	34.63	95.5	7.8	87.00	89.4	8.7	34.73	90.1	9.7	34.65	89.1	8.6	34.90	89.2
02/20/2017 20:20	8.9	34.59	95.3	7.8	86.89	89.4	8.7	34.68	90.0	9.7	34.62	89.0	8.6	34.86	89.2
02/20/2017 20:30	8.9	34.55	95.2	7.8	86.83	89.4	8.6	34.65	89.9	9.7	34.58	88.9	8.6	34.82	89.2
02/20/2017 20:40	8.9	34.53	95.0	7.8	86.77	89.3	8.6	34.65	89.9	9.7	34.56	88.9	8.6	34.81	89.2
02/20/2017 20:50	8.9	34.50	95.0	7.8	86.67	89.3	8.7	34.60	89.9	9.7	34.53	88.8	8.6	34.78	89.1
02/20/2017 21:00	8.9	34.46	94.9	7.8	86.59	89.2	8.7	34.57	89.8	9.7	34.49	88.8	8.6	34.74	89.1
02/20/2017 21:10	8.9	34.44	94.7	7.8	86.53	89.2	8.7	34.53	89.7	9.7	34.45	88.7	8.6	34.70	89.0
02/20/2017 21:20	8.9	34.41	94.7	7.8	86.47	89.2	8.7	34.52	89.7	9.7	34.43	88.7	8.6	34.67	88.9
02/20/2017 21:30	8.9	34.38	94.6	7.8	86.39	89.1	8.7	34.49	89.7	9.7	34.40	88.6	8.6	34.65	88.9
02/20/2017 21:40	8.9	34.37	94.4	7.8	86.33	89.1	8.7	34.47	89.6	9.7	34.37	88.6	8.6	34.65	88.9
02/20/2017 21:50	8.9	34.37	94.4	7.8	86.33	89.1	8.7	34.45	89.6	9.7	34.37	88.5	8.6	34.61	88.9
02/20/2017 22:00	8.9	34.37	94.3	7.8	86.24	89.1	8.7	34.45	89.6	9.7	34.37	88.5	8.6	34.61	88.9
02/20/2017 22:10	8.9	34.33	94.3	7.8	86.22	89.0	8.7	34.41	89.6	9.7	34.37	88.5	8.6	34.60	88.9

Date/Time	GW7i F	GW7i T	GW7o	GW8i F	GW8i T	GW8o	GW9i F	GW9i T	GW9o	GW10i F	GW10i T	GW10o	GW11i F	GW11i T	GW11o
02/20/2017 22:20	8.9	34.35	94.1	7.8	86.18	89.0	8.7	34.41	89.6	9.7	34.36	88.5	8.6	34.58	88.9
02/20/2017 22:30	8.9	34.29	94.1	7.8	86.06	88.9	8.7	34.37	89.6	9.7	34.30	88.4	8.6	34.52	88.8
02/20/2017 22:40	8.9	34.30	93.9	7.8	86.08	88.9	8.7	34.37	89.5	9.7	34.30	88.4	8.6	34.53	88.8
02/20/2017 22:50	8.9	34.29	93.9	7.8	86.06	88.9	8.7	34.37	89.4	9.7	34.29	88.4	8.6	34.53	88.8
02/20/2017 23:00	8.9	34.29	93.8	7.9	86.04	88.9	8.7	34.37	89.5	9.7	34.29	88.5	8.6	34.52	88.8
02/20/2017 23:10	8.9	34.28	93.8	7.8	86.03	88.9	8.7	34.35	89.5	9.7	34.29	88.4	8.6	34.50	88.8
02/20/2017 23:20	8.9	34.26	93.7	7.8	86.00	88.9	8.7	34.34	89.4	9.7	34.27	88.4	8.6	34.49	88.8
02/20/2017 23:30	8.9	34.24	93.6	7.8	85.93	88.9	8.7	34.32	89.4	9.7	34.25	88.4	8.7	34.48	88.8
02/20/2017 23:40	8.9	34.21	93.5	7.9	85.89	88.8	8.7	34.28	89.4	9.7	34.23	88.3	8.7	34.45	88.7
02/20/2017 23:50	8.9	34.17	93.4	7.8	85.80	88.8	8.7	34.25	89.3	9.7	34.19	88.2	8.6	34.41	88.7
02/21/2017 00:00	8.9	34.11	93.4	7.8	85.73	88.7	8.7	34.24	89.3	9.7	34.15	88.2	8.6	34.40	88.6
02/21/2017 00:10	8.8	33.96	93.2	7.9	85.52	88.6	8.7	34.14	89.2	9.7	34.00	88.0	8.7	34.30	88.6
02/21/2017 00:20	8.8	33.97	93.1	7.9	85.34	88.5	8.7	34.08	89.1	9.7	33.97	87.9	8.6	34.22	88.5
02/21/2017 00:30	8.9	33.92	93.0	7.9	85.27	88.4	8.7	34.04	89.0	9.7	33.95	87.9	8.7	34.20	88.4
02/21/2017 00:40	8.8	33.87	92.8	7.8	85.14	88.3	8.7	33.99	88.9	9.7	33.89	87.8	8.6	34.16	88.3
02/21/2017 00:50	8.8	33.73	92.6	7.8	84.98	88.2	8.7	33.92	88.8	9.7	33.78	87.6	8.7	34.09	88.2
02/21/2017 01:00	8.9	33.52	92.4	7.9	84.54	88.0	8.7	33.74	88.4	9.7	33.58	87.2	8.7	33.91	87.9
02/21/2017 01:10	8.8	33.34	92.1	7.9	84.03	87.7	8.7	33.53	88.2	9.7	33.38	86.9	8.7	33.71	87.7
02/21/2017 01:20	8.8	33.30	91.9	7.9	83.89	87.4	8.7	33.47	87.9	9.7	33.34	86.7	8.7	33.65	87.5
02/21/2017 01:30	8.8	33.23	91.8	7.9	83.71	87.4	8.7	33.41	87.9	9.7	33.25	86.7	8.7	33.59	87.4
02/21/2017 01:40	8.8	33.17	91.6	7.9	83.56	87.3	8.7	33.34	87.8	9.7	33.21	86.5	8.7	33.51	87.3
02/21/2017 01:50	8.8	33.20	91.6	7.9	83.53	87.3	8.7	33.33	87.8	9.7	33.21	86.5	8.7	33.49	87.3
02/21/2017 02:00	8.8	33.19	91.6	7.9	83.47	87.2	8.7	33.31	87.8	9.7	33.21	86.6	8.7	33.49	87.3
02/21/2017 02:10	8.8	33.17	91.3	7.9	83.42	87.2	8.7	33.29	87.8	9.7	33.20	86.5	8.7	33.48	87.2
02/21/2017 02:20	8.8	33.17	91.3	7.9	83.42	87.2	8.7	33.29	87.7	9.7	33.18	86.5	8.7	33.48	87.2
02/21/2017 02:30	8.8	33.17	91.2	7.9	83.34	87.2	8.7	33.26	87.7	9.7	33.17	86.4	8.7	33.44	87.2
02/21/2017 02:40	8.8	33.12	91.2	7.9	83.25	87.1	8.7	33.22	87.6	9.7	33.12	86.4	8.7	33.40	87.2
02/21/2017 02:50	8.9	33.03	91.0	7.9	83.16	87.0	8.7	33.17	87.6	9.7	33.06	86.3	8.7	33.36	87.1
02/21/2017 03:00	8.8	33.04	91.0	7.9	83.13	87.0	8.7	33.17	87.5	9.7	33.05	86.3	8.7	33.33	87.0
02/21/2017 03:10	8.8	33.03	91.0	7.9	83.08	86.9	8.7	33.15	87.5	9.7	33.05	86.2	8.7	33.33	87.0
02/21/2017 03:20	8.8	33.01	90.8	7.9	83.02	86.9	8.7	33.12	87.4	9.7	33.01	86.1	8.7	33.30	86.9
02/21/2017 03:30	8.8	33.01	90.6	7.9	82.95	86.9	8.7	33.10	87.4	9.7	33.01	86.1	8.7	33.29	86.9
02/21/2017 03:40	8.8	33.01	90.7	7.9	82.92	86.8	8.7	33.09	87.4	9.7	33.01	86.2	8.7	33.29	86.9
02/21/2017 03:50	8.8	33.04	90.6	7.9	83.00	86.9	8.7	33.13	87.4	9.7	33.04	86.1	8.7	33.29	87.0
02/21/2017 04:00	8.8	33.01	90.5	7.9	82.95	86.9	8.7	33.11	87.4	9.7	33.01	86.2	8.7	33.28	86.9

Date/Time	GW7i F	GW7i T	GW7o	GW8i F	GW8i T	GW8o	GW9i F	GW9i T	GW9o	GW10i F	GW10i T	GW10o	GW11i F	GW11i T	GW11o
02/21/2017 04:10	8.8	33.01	90.5	7.9	82.92	86.8	8.7	33.09	87.4	9.7	32.97	86.1	8.7	33.25	86.9
02/21/2017 04:20	8.8	33.01	90.5	7.9	82.92	86.8	8.7	33.10	87.4	9.7	32.99	86.1	8.7	33.26	86.9
02/21/2017 04:30	8.8	33.03	90.4	7.9	82.92	86.8	8.7	33.13	87.4	9.7	33.01	86.1	8.7	33.29	86.9
02/21/2017 04:40	8.8	33.06	90.4	7.9	82.98	86.8	8.7	33.14	87.4	9.7	33.04	86.2	8.7	33.29	86.9
02/21/2017 04:50	8.8	33.09	90.4	7.9	82.99	86.9	8.7	33.14	87.4	9.7	33.06	86.2	8.7	33.29	86.9
02/21/2017 05:00	8.8	33.09	90.4	7.9	83.01	86.9	8.7	33.15	87.4	9.7	33.09	86.1	8.7	33.29	86.9
02/21/2017 05:10	8.8	33.09	90.5	7.9	83.02	86.9	8.7	33.17	87.4	9.7	33.09	86.2	8.7	33.33	86.9
02/21/2017 05:20	8.8	33.09	90.4	7.9	83.02	86.9	8.7	33.14	87.4	9.7	33.09	86.2	8.7	33.30	86.9
02/21/2017 05:30	8.8	33.09	90.2	7.9	83.02	86.9	8.7	33.16	87.4	9.7	33.09	86.2	8.7	33.30	86.9
02/21/2017 05:40	8.8	33.09	90.3	7.9	83.03	86.8	8.7	33.17	87.4	9.7	33.09	86.2	8.7	33.33	86.9
02/21/2017 05:50	8.8	33.08	90.2	7.9	83.02	86.9	8.7	33.17	87.4	9.7	33.08	86.3	8.7	33.32	86.9
02/21/2017 06:00	8.8	33.01	90.0	7.9	82.97	86.9	8.7	33.13	87.4	9.7	33.03	86.2	8.7	33.28	86.8
02/21/2017 06:10	8.8	32.90	89.9	7.9	82.80	86.7	8.7	33.04	87.2	9.7	32.92	86.0	8.7	33.21	86.8
02/21/2017 06:20	8.8	32.84	89.8	7.9	82.64	86.6	8.7	32.96	87.1	9.7	32.86	85.9	8.7	33.16	86.7
02/21/2017 06:30	8.8	32.81	89.7	7.9	82.52	86.6	8.7	32.92	87.0	9.7	32.81	85.8	8.7	33.11	86.6
02/21/2017 06:40	8.8	32.77	89.5	7.9	82.46	86.5	8.7	32.88	87.0	9.7	32.78	85.8	8.7	33.07	86.5
02/21/2017 06:50	8.8	32.73	89.5	7.9	82.34	86.4	8.7	32.83	86.9	9.7	32.73	85.6	8.7	33.04	86.4
02/21/2017 07:00	8.8	32.73	89.4	7.9	82.25	86.4	8.7	32.81	86.8	9.7	32.70	85.6	8.7	33.01	86.4
02/21/2017 07:10	8.8	32.70	89.4	7.9	82.22	86.4	8.7	32.77	86.8	9.7	32.69	85.6	8.7	32.98	86.3
02/21/2017 07:20	8.8	32.66	89.3	7.9	82.14	86.3	8.7	32.77	86.7	9.7	32.66	85.5	8.7	32.97	86.3
02/21/2017 07:30	8.8	32.65	89.3	7.9	82.11	86.2	8.7	32.75	86.8	9.7	32.65	85.5	8.7	32.93	86.3
02/21/2017 07:40	8.8	32.59	89.1	7.9	82.03	86.2	8.7	32.70	86.7	9.7	32.61	85.4	8.7	32.92	86.2
02/21/2017 07:50	8.8	32.60	89.0	7.9	82.03	86.2	8.7	32.69	86.7	9.7	32.61	85.3	8.7	32.90	86.2
02/21/2017 08:00	8.8	32.63	89.1	7.9	82.03	86.1	8.7	32.69	86.7	9.7	32.61	85.4	8.7	32.89	86.2
02/21/2017 08:10	8.8	32.60	89.0	7.9	81.98	86.1	8.7	32.69	86.6	9.7	32.61	85.3	8.7	32.89	86.1
02/21/2017 08:20	8.6	32.58	89.1	7.6	81.96	86.2	8.4	32.67	86.5	9.5	32.59	85.4	8.4	32.87	86.1
02/21/2017 08:30	8.8	32.57	88.9	7.9	81.92	86.1	8.6	32.69	86.5	9.7	32.60	85.2	8.7	32.88	86.0
02/21/2017 08:40	8.8	32.57	88.7	7.9	81.92	85.9	8.6	32.69	86.5	9.7	32.57	85.1	8.7	32.86	85.9
02/21/2017 08:50	8.8	32.57	88.8	7.9	81.92	85.9	8.6	32.66	86.5	9.7	32.57	85.2	8.7	32.85	85.9
02/21/2017 09:00	8.8	32.57	88.7	7.9	81.92	85.9	8.6	32.65	86.5	9.7	32.57	85.2	8.7	32.85	85.9
02/21/2017 09:10	8.8	32.57	88.7	7.9	81.92	85.9	8.6	32.66	86.4	9.7	32.57	85.2	8.7	32.85	85.9
02/21/2017 09:20	8.8	32.59	88.7	7.9	81.92	86.0	8.6	32.67	86.4	9.7	32.59	85.3	8.7	32.85	86.0
02/21/2017 09:30	8.8	32.65	88.7	7.9	81.96	86.0	8.6	32.70	86.5	9.7	32.63	85.3	8.7	32.88	86.1
02/21/2017 09:40	8.8	32.71	88.8	7.9	82.03	86.1	8.6	32.73	86.5	9.7	32.67	85.4	8.7	32.92	86.1
02/21/2017 09:50	8.8	32.73	88.8	7.9	82.11	86.1	8.6	32.77	86.5	9.7	32.70	85.5	8.7	32.93	86.1

Date/Time	GW7i F	GW7i T	GW7o	GW8i F	GW8i T	GW8o	GW9i F	GW9i T	GW9o	GW10i F	GW10i T	GW10o	GW11i F	GW11i T	GW11o
02/21/2017 10:00	8.8	32.73	88.8	7.9	82.13	86.1	8.6	32.77	86.6	9.7	32.69	85.5	8.7	32.93	86.1
02/21/2017 10:10	8.8	32.73	88.7	7.9	82.17	86.1	8.6	32.78	86.6	9.7	32.70	85.5	8.7	32.96	86.1
02/21/2017 10:20	8.8	32.84	88.8	7.9	82.30	86.2	8.6	32.85	86.7	9.7	32.80	85.6	8.7	33.02	86.2
02/21/2017 10:30	8.8	32.90	88.9	7.9	82.44	86.4	8.6	32.92	86.8	9.7	32.88	85.7	8.7	33.07	86.3
02/21/2017 10:40	8.8	32.96	88.9	7.9	82.56	86.4	8.6	32.98	86.9	9.7	32.93	85.8	8.7	33.13	86.4
02/21/2017 10:50	7.0	32.88	89.1	6.2	82.41	84.4	6.7	32.93	87.0	7.7	32.83	85.9	6.8	33.05	86.7
02/21/2017 11:00	8.8	32.96	89.0	7.8	82.60	85.6	8.5	32.99	87.0	9.8	32.95	85.8	8.6	33.16	86.7
02/21/2017 11:10	8.0	33.00	89.0	7.0	82.74	86.5	7.6	33.05	86.8	8.7	32.97	85.7	7.7	33.22	86.5
02/21/2017 11:20	8.8	32.96	89.0	7.8	82.61	86.9	8.5	32.99	86.7	9.8	32.94	85.8	8.5	33.15	86.6
02/21/2017 11:30	8.8	33.05	89.0	7.8	82.86	86.6	8.5	33.09	87.1	9.8	33.03	86.0	8.6	33.22	86.6
02/21/2017 11:40	8.8	33.08	89.1	7.8	82.92	86.7	8.5	33.09	87.1	9.8	33.05	86.0	8.6	33.25	86.6
02/21/2017 11:50	8.8	33.09	89.0	7.8	82.92	86.7	8.5	33.12	87.2	9.8	33.08	86.0	8.6	33.28	86.6
02/21/2017 12:00	8.8	33.09	89.0	7.8	82.92	86.7	8.5	33.13	87.2	9.8	33.09	86.1	8.6	33.29	86.6
02/21/2017 12:10	8.8	33.07	88.9	7.8	82.92	86.7	8.5	33.09	87.2	9.8	33.05	86.1	8.6	33.28	86.6
02/21/2017 12:20	8.8	33.05	88.9	7.8	82.92	86.6	8.5	33.09	87.2	9.8	33.04	86.1	8.6	33.25	86.6
02/21/2017 12:30	8.8	33.05	88.8	7.8	82.92	86.6	8.5	33.09	87.1	9.8	33.02	86.1	8.6	33.25	86.6
02/21/2017 12:40	8.8	33.01	88.8	7.8	82.82	86.6	8.5	33.06	87.0	9.8	32.99	86.0	8.6	33.22	86.6
02/21/2017 12:50	8.8	33.05	88.8	7.8	82.88	86.6	8.5	33.09	87.1	9.8	33.03	86.0	8.6	33.23	86.6
02/21/2017 13:00	8.8	33.12	88.9	7.8	82.97	86.7	8.5	33.12	87.2	9.8	33.09	86.1	8.6	33.28	86.6
02/21/2017 13:10	7.0	33.13	88.9	6.2	83.09	86.7	6.7	33.21	87.2	7.7	33.11	86.4	6.8	33.33	86.1
02/21/2017 13:20	4.0	32.80	89.8	3.2	81.46	87.3	3.5	32.72	86.6	4.1	32.62	86.4	3.5	32.78	83.5
02/21/2017 13:30	8.7	32.91	91.4	7.2	82.00	87.3	7.8	32.77	81.4	9.5	32.82	83.8	8.0	32.96	83.8
02/21/2017 13:40	8.9	33.45	89.3	7.7	83.48	87.0	8.3	33.35	87.4	9.8	33.42	86.3	8.4	33.49	86.8
02/21/2017 13:50	8.9	33.58	89.4	7.7	83.78	87.3	8.3	33.50	87.8	9.8	33.55	86.8	8.5	33.60	87.2
02/21/2017 14:00	8.9	33.60	89.4	7.7	83.90	87.4	8.4	33.56	87.9	9.8	33.57	86.9	8.5	33.66	87.3
02/21/2017 14:10	8.9	33.65	89.4	7.7	84.06	87.4	8.4	33.62	87.9	9.8	33.64	87.0	8.5	33.73	87.4
02/21/2017 14:20	8.9	33.82	89.5	7.7	84.33	87.5	8.4	33.73	88.1	9.8	33.77	87.1	8.6	33.84	87.5
02/21/2017 14:30	8.8	33.89	89.8	7.8	84.53	87.7	8.4	33.81	88.3	9.8	33.85	87.3	8.6	33.92	87.6
02/21/2017 14:40	8.8	33.85	89.7	7.8	84.61	87.8	8.4	33.82	88.4	9.8	33.85	87.4	8.6	33.95	87.7
02/21/2017 14:50	8.8	33.78	89.6	7.8	84.55	87.8	8.4	33.79	88.3	9.7	33.78	87.4	8.6	33.93	87.7
02/21/2017 15:00	8.8	33.73	89.6	7.8	84.45	87.7	8.4	33.74	88.3	9.8	33.72	87.3	8.6	33.89	87.7
02/21/2017 15:10	8.9	33.68	89.5	7.8	84.39	87.7	8.4	33.71	88.2	9.8	33.69	87.2	8.6	33.87	87.6
02/21/2017 15:20	8.8	33.67	89.4	7.8	84.33	87.6	8.4	33.69	88.2	9.8	33.66	87.1	8.6	33.85	87.6
02/21/2017 15:30	8.8	33.67	89.4	7.8	84.33	87.6	8.4	33.69	88.1	9.7	33.65	87.1	8.6	33.83	87.6
02/21/2017 15:40	8.8	33.69	89.4	7.8	84.33	87.6	8.4	33.69	88.2	9.8	33.68	87.2	8.6	33.84	87.6

Date/Time	GW7i F	GW7i T	GW7o	GW8i F	GW8i T	GW8o	GW9i F	GW9i T	GW9o	GW10i F	GW10i T	GW10o	GW11i F	GW11i T	GW11o
02/21/2017 15:50	8.8	33.67	89.5	7.8	84.33	87.6	8.4	33.68	88.2	9.8	33.66	87.1	8.6	33.83	87.6
02/21/2017 16:00	8.8	33.70	89.5	7.8	84.35	87.7	8.4	33.70	88.2	9.8	33.68	87.1	8.6	33.84	87.6
02/21/2017 16:10	8.8	33.74	89.5	7.8	84.42	87.7	8.4	33.75	88.2	9.8	33.73	87.2	8.6	33.88	87.6
02/21/2017 16:20	8.8	33.74	89.5	7.8	84.48	87.8	8.4	33.77	88.3	9.8	33.73	87.2	8.6	33.89	87.6
02/21/2017 16:30	8.8	33.75	89.5	7.8	84.53	87.8	8.4	33.77	88.3	9.7	33.73	87.2	8.6	33.92	87.7
02/21/2017 16:40	8.8	33.77	89.4	7.8	84.61	87.8	8.4	33.81	88.3	9.8	33.77	87.2	8.6	33.93	87.7
02/21/2017 16:50	8.8	33.75	89.5	7.8	84.63	87.8	8.4	33.80	88.4	9.8	33.74	87.3	8.6	33.93	87.7
02/21/2017 17:00	8.8	33.74	89.5	7.8	84.57	87.8	8.4	33.80	88.3	9.8	33.73	87.3	8.6	33.93	87.8
02/21/2017 17:10	8.8	33.77	89.5	7.8	84.60	87.8	8.4	33.81	88.4	9.8	33.75	87.3	8.6	33.93	87.8
02/21/2017 17:20	8.8	33.69	89.4	7.8	84.41	87.7	8.4	33.73	88.4	9.8	33.68	87.3	8.6	33.87	87.7
02/21/2017 17:30	8.8	33.65	89.3	7.8	84.33	87.7	8.4	33.70	88.3	9.8	33.65	87.1	8.6	33.84	87.6
02/21/2017 17:40	8.8	33.59	89.2	7.8	84.23	87.7	8.4	33.65	88.2	9.8	33.59	87.1	8.6	33.78	87.5
02/21/2017 17:50	8.8	33.52	89.1	7.8	84.07	87.6	8.4	33.58	88.1	9.8	33.53	87.0	8.6	33.74	87.5
02/21/2017 18:00	8.8	33.46	89.1	7.8	83.95	87.5	8.4	33.53	88.0	9.8	33.47	87.0	8.6	33.68	87.4
02/21/2017 18:10	8.8	33.42	89.0	7.8	83.86	87.5	8.5	33.48	87.9	9.8	33.41	86.8	8.6	33.64	87.4
02/21/2017 18:20	8.8	33.37	89.0	7.8	83.70	87.4	8.5	33.42	87.9	9.8	33.37	86.7	8.7	33.58	87.3
02/21/2017 18:30	8.8	33.32	88.8	7.8	83.59	87.3	8.5	33.38	87.8	9.8	33.31	86.6	8.7	33.54	87.2
02/21/2017 18:40	8.8	33.29	88.7	7.9	83.52	87.2	8.5	33.34	87.7	9.8	33.25	86.5	8.6	33.49	87.1
02/21/2017 18:50	8.8	33.25	88.7	7.8	83.41	87.1	8.5	33.30	87.6	9.8	33.22	86.5	8.6	33.47	87.1
02/21/2017 19:00	8.8	33.19	88.7	7.8	83.26	87.1	8.5	33.24	87.6	9.8	33.17	86.4	8.7	33.41	87.0
02/21/2017 19:10	8.8	33.16	88.5	7.8	83.19	87.0	8.5	33.20	87.5	9.8	33.12	86.3	8.7	33.36	86.9
02/21/2017 19:20	8.8	33.09	88.5	7.8	83.03	87.0	8.5	33.16	87.4	9.8	33.08	86.3	8.7	33.32	86.9
02/21/2017 19:30	8.8	33.05	88.4	7.8	82.92	86.9	8.5	33.09	87.4	9.8	33.03	86.2	8.7	33.28	86.7
02/21/2017 19:40	8.8	33.02	88.3	7.9	82.89	86.8	8.5	33.09	87.3	9.8	33.00	86.1	8.7	33.25	86.7
02/21/2017 19:50	8.8	33.00	88.2	7.8	82.78	86.7	8.5	33.05	87.2	9.8	32.96	86.1	8.7	33.21	86.7
02/21/2017 20:00	8.8	32.94	88.1	7.9	82.64	86.7	8.5	32.98	87.1	9.8	32.92	85.9	8.7	33.16	86.6
02/21/2017 20:10	8.8	32.92	88.1	7.9	82.57	86.7	8.5	32.95	87.1	9.8	32.89	85.9	8.7	33.13	86.5
02/21/2017 20:20	8.8	32.89	88.0	7.9	82.52	86.6	8.5	32.93	87.0	9.8	32.85	85.8	8.7	33.09	86.5
02/21/2017 20:30	8.8	32.87	87.9	7.9	82.47	86.5	8.5	32.88	87.0	9.8	32.83	85.7	8.7	33.07	86.4
02/21/2017 20:40	8.8	32.81	87.8	7.9	82.33	86.4	8.5	32.85	86.9	9.8	32.81	85.7	8.7	33.05	86.4
02/21/2017 20:50	8.8	32.79	87.8	7.9	82.26	86.4	8.5	32.81	86.9	9.8	32.77	85.6	8.7	33.01	86.3
02/21/2017 21:00	8.8	32.74	87.6	7.9	82.15	86.3	8.5	32.77	86.8	9.8	32.72	85.5	8.7	32.96	86.2
02/21/2017 21:10	8.8	32.73	87.6	7.9	82.12	86.3	8.5	32.75	86.7	9.8	32.69	85.5	8.7	32.93	86.2
02/21/2017 21:20	8.8	32.69	87.7	7.9	82.03	86.2	8.5	32.73	86.7	9.8	32.66	85.4	8.7	32.93	86.1
02/21/2017 21:30	8.9	32.69	87.6	7.9	82.03	86.2	8.5	32.72	86.7	9.8	32.65	85.4	8.7	32.91	86.1

Date/Time	GW7i F	GW7i T	GW7o	GW8i F	GW8i T	GW8o	GW9i F	GW9i T	GW9o	GW10i F	GW10i T	GW10o	GW11i F	GW11i T	GW11o
02/21/2017 21:40	8.8	32.66	87.5	7.9	81.97	86.2	8.5	32.69	86.6	9.8	32.65	85.4	8.7	32.88	86.1
02/21/2017 21:50	8.8	32.64	87.4	7.9	81.88	86.2	8.5	32.65	86.6	9.8	32.61	85.3	8.7	32.85	86.0
02/21/2017 22:00	8.8	32.61	87.4	7.9	81.83	86.1	8.5	32.65	86.6	9.8	32.58	85.2	8.7	32.81	86.0
02/21/2017 22:10	8.8	32.57	87.4	7.9	81.79	86.0	8.5	32.62	86.5	9.8	32.56	85.2	8.7	32.80	86.0
02/21/2017 22:20	8.9	32.55	87.3	7.9	81.64	86.0	8.5	32.56	86.4	9.8	32.50	85.1	8.7	32.75	86.0
02/21/2017 22:30	8.8	32.48	87.2	7.9	81.48	85.9	8.5	32.50	86.4	9.8	32.44	85.0	8.7	32.68	85.9
02/21/2017 22:40	8.8	32.45	87.1	7.9	81.42	85.8	8.5	32.46	86.2	9.8	32.41	84.9	8.7	32.65	85.8
02/21/2017 22:50	8.8	32.43	87.0	7.9	81.36	85.7	8.5	32.45	86.2	9.8	32.39	84.9	8.7	32.65	85.7
02/21/2017 23:00	8.8	32.38	87.0	7.9	81.25	85.7	8.5	32.40	86.1	9.8	32.34	84.8	8.7	32.59	85.6
02/21/2017 23:10	8.8	32.37	86.9	7.9	81.23	85.7	8.5	32.40	86.1	9.8	32.33	84.7	8.7	32.59	85.6
02/21/2017 23:20	8.8	32.34	86.9	7.9	81.19	85.6	8.5	32.38	86.1	9.8	32.31	84.7	8.7	32.57	85.5
02/21/2017 23:30	8.8	32.30	86.8	7.9	81.16	85.6	8.5	32.37	86.0	9.8	32.29	84.7	8.7	32.56	85.5
02/21/2017 23:40	8.8	32.27	86.7	7.9	81.10	85.5	8.5	32.32	85.9	9.8	32.23	84.6	8.7	32.52	85.5
02/21/2017 23:50	8.8	32.24	86.6	7.9	81.03	85.4	8.5	32.29	85.9	9.8	32.21	84.5	8.7	32.49	85.4
02/22/2017 00:00	8.8	32.21	86.7	7.9	80.97	85.5	8.5	32.28	85.8	9.8	32.21	84.5	8.7	32.49	85.3
02/22/2017 00:10	8.8	32.21	86.6	7.9	80.92	85.4	8.5	32.25	85.8	9.8	32.19	84.5	8.7	32.47	85.3
02/22/2017 00:20	8.8	32.20	86.6	7.9	80.91	85.4	8.5	32.25	85.8	9.8	32.18	84.5	8.7	32.45	85.3
02/22/2017 00:30	8.8	32.17	86.5	7.9	80.87	85.4	8.5	32.23	85.7	9.8	32.17	84.4	8.7	32.45	85.3
02/22/2017 00:40	8.8	32.16	86.5	7.9	80.83	85.4	8.5	32.22	85.7	9.8	32.14	84.4	8.7	32.42	85.2
02/22/2017 00:50	8.8	32.14	86.4	7.9	80.76	85.3	8.5	32.20	85.7	9.8	32.12	84.3	8.7	32.40	85.2
02/22/2017 01:00	8.8	32.12	86.3	7.9	80.59	85.2	8.5	32.14	85.6	9.8	32.09	84.2	8.7	32.33	85.2
02/22/2017 01:10	8.8	32.07	86.3	7.9	80.47	85.2	8.5	32.10	85.5	9.8	32.03	84.2	8.7	32.28	85.1
02/22/2017 01:20	8.8	32.04	86.3	7.9	80.35	85.1	8.5	32.06	85.5	9.8	32.01	84.1	8.7	32.25	85.0
02/22/2017 01:30	8.8	32.00	86.1	7.9	80.28	85.1	8.5	32.03	85.4	9.8	31.95	84.0	8.7	32.21	85.0
02/22/2017 01:40	8.8	31.95	86.1	7.9	80.18	85.0	8.5	31.99	85.3	9.8	31.93	84.0	8.7	32.17	84.9
02/22/2017 01:50	8.8	31.92	86.0	7.9	80.09	84.9	8.5	31.95	85.3	9.8	31.89	83.9	8.7	32.13	84.8
02/22/2017 02:00	8.8	31.82	85.8	7.9	79.88	84.8	8.5	31.86	85.2	9.8	31.79	83.8	8.7	32.05	84.7
02/22/2017 02:10	8.8	31.79	85.8	7.9	79.85	84.7	8.5	31.83	85.0	9.8	31.76	83.6	8.7	32.03	84.6
02/22/2017 02:20	8.8	31.77	85.8	7.9	79.75	84.6	8.5	31.79	84.9	9.8	31.73	83.6	8.7	32.00	84.5
02/22/2017 02:30	8.8	31.66	85.6	7.9	79.47	84.5	8.5	31.69	84.9	9.8	31.62	83.5	8.7	31.88	84.4
02/22/2017 02:40	8.8	31.58	85.4	7.9	79.33	84.3	8.5	31.63	84.6	9.8	31.55	83.3	8.7	31.80	84.2
02/22/2017 02:50	8.8	31.55	85.4	7.9	79.24	84.2	8.5	31.59	84.6	9.8	31.51	83.2	8.7	31.77	84.2
02/22/2017 03:00	8.8	31.48	85.3	7.9	79.06	84.1	8.5	31.50	84.5	9.8	31.45	83.1	8.8	31.71	84.1
02/22/2017 03:10	8.8	31.42	85.2	7.9	78.94	84.1	8.5	31.48	84.4	9.8	31.40	83.0	8.8	31.66	84.0
02/22/2017 03:20	8.8	31.42	85.1	7.9	78.90	84.0	8.5	31.46	84.4	9.8	31.39	83.0	8.8	31.65	83.9

Date/Time	GW7i F	GW7i T	GW7o	GW8i F	GW8i T	GW8o	GW9i F	GW9i T	GW9o	GW10i F	GW10i T	GW10o	GW11i F	GW11i T	GW11o
02/22/2017 03:30	8.8	31.38	85.1	7.9	78.80	84.0	8.5	31.41	84.3	9.8	31.36	82.9	8.8	31.61	83.9
02/22/2017 03:40	8.8	31.39	84.9	7.9	78.80	83.9	8.5	31.42	84.2	9.8	31.37	82.8	8.7	31.61	83.8
02/22/2017 03:50	8.8	31.38	84.9	7.9	78.78	83.9	8.5	31.41	84.2	9.8	31.37	82.9	8.8	31.61	83.8
02/22/2017 04:00	8.8	31.35	84.8	7.9	78.75	83.9	8.5	31.39	84.2	9.8	31.35	82.8	8.8	31.59	83.8
02/22/2017 04:10	8.8	31.32	84.9	7.9	78.64	83.8	8.5	31.37	84.1	9.8	31.30	82.7	8.8	31.54	83.7
02/22/2017 04:20	8.8	31.30	85.0	7.9	78.54	83.8	8.5	31.33	84.1	9.8	31.27	82.7	8.8	31.51	83.7
02/22/2017 04:30	8.8	31.27	84.8	7.9	78.48	83.7	8.5	31.31	84.0	9.8	31.23	82.6	8.8	31.48	83.6
02/22/2017 04:40	8.8	31.25	84.7	7.9	78.44	83.6	8.6	31.27	83.9	9.8	31.21	82.6	8.8	31.46	83.6
02/22/2017 04:50	8.8	31.21	84.7	7.9	78.34	83.6	8.5	31.23	83.9	9.8	31.18	82.5	8.8	31.42	83.5
02/22/2017 05:00	8.8	31.20	84.6	7.9	78.30	83.6	8.5	31.21	83.8	9.8	31.17	82.5	8.8	31.41	83.4
02/22/2017 05:10	8.8	31.17	84.4	7.9	78.22	83.5	8.5	31.21	83.8	9.8	31.14	82.4	8.8	31.37	83.4
02/22/2017 05:20	8.8	31.13	84.4	7.9	78.22	83.4	8.5	31.20	83.7	9.8	31.13	82.4	8.8	31.37	83.4
02/22/2017 05:30	8.8	31.11	84.4	7.9	78.11	83.4	8.5	31.14	83.7	9.8	31.07	82.4	8.8	31.34	83.3
02/22/2017 05:40	8.8	31.05	84.2	7.9	77.98	83.3	8.5	31.08	83.6	9.8	31.04	82.3	8.8	31.27	83.2
02/22/2017 05:50	8.8	31.03	84.2	7.9	77.91	83.2	8.6	31.05	83.5	9.8	31.01	82.2	8.8	31.25	83.2
02/22/2017 06:00	8.8	31.00	84.1	7.9	77.83	83.2	8.5	31.03	83.4	9.8	30.96	82.1	8.8	31.21	83.1
02/22/2017 06:10	8.8	30.96	84.1	7.9	77.78	83.1	8.5	30.99	83.3	9.8	30.93	82.0	8.8	31.20	83.0
02/22/2017 06:20	8.8	30.95	84.1	7.9	77.77	83.0	8.6	30.99	83.3	9.8	30.93	81.9	8.8	31.20	82.9
02/22/2017 06:30	8.8	30.93	84.0	7.9	77.71	83.0	8.5	30.96	83.2	9.8	30.89	82.0	8.8	31.17	82.9
02/22/2017 06:40	8.8	30.93	83.9	7.9	77.72	83.0	8.5	30.97	83.2	9.9	30.89	81.9	8.8	31.17	82.9
02/22/2017 06:50	8.8	30.90	83.9	7.9	77.64	83.0	8.5	30.94	83.1	9.9	30.87	81.8	8.8	31.14	82.8
02/22/2017 07:00	8.8	30.89	83.8	7.9	77.58	82.9	8.6	30.93	83.1	9.9	30.86	81.8	8.8	31.12	82.8
02/22/2017 07:10	8.8	30.90	83.8	7.9	77.62	82.9	8.5	30.93	83.1	9.8	30.87	81.8	8.8	31.13	82.8
02/22/2017 07:20	8.8	30.90	83.7	7.9	77.60	82.8	8.5	30.93	83.1	9.8	30.87	81.7	8.8	31.13	82.8
02/22/2017 07:30	8.8	30.89	83.7	7.9	77.60	82.9	8.6	30.93	83.0	9.9	30.86	81.7	8.8	31.13	82.7
02/22/2017 07:40	8.8	30.89	83.7	7.9	77.63	82.9	8.5	30.93	83.1	9.8	30.88	81.7	8.8	31.14	82.7
02/22/2017 07:50	8.8	30.93	83.7	7.9	77.72	82.8	8.6	30.97	83.1	9.9	30.91	81.7	8.8	31.18	82.8
02/22/2017 08:00	8.8	30.93	83.7	7.9	77.73	82.9	8.5	30.98	83.1	9.9	30.92	81.8	8.8	31.18	82.8
02/22/2017 08:10	8.8	30.94	83.6	7.9	77.72	82.9	8.6	30.97	83.1	9.9	30.92	81.8	8.8	31.18	82.8
02/22/2017 08:20	8.8	30.95	83.7	7.9	77.76	82.9	8.6	30.99	83.1	9.8	30.93	81.7	8.8	31.20	82.7
02/22/2017 08:30	8.8	30.99	83.7	7.9	77.81	82.9	8.6	31.01	83.1	9.8	30.95	81.8	8.8	31.21	82.7
02/22/2017 08:40	8.8	31.04	83.7	7.9	77.88	82.9	8.6	31.05	83.2	9.8	31.00	81.9	8.8	31.24	82.8
02/22/2017 08:50	8.8	31.08	83.8	7.9	77.99	83.0	8.5	31.09	83.2	9.9	31.05	82.0	8.8	31.29	82.9
02/22/2017 09:00	8.8	31.13	83.9	7.9	78.06	83.0	8.6	31.13	83.2	9.9	31.07	82.0	8.8	31.33	82.9
02/22/2017 09:10	8.8	31.15	83.8	7.9	78.16	83.1	8.6	31.15	83.3	9.9	31.11	82.0	8.8	31.35	82.9

Date/Time	GW7i F	GW7i T	GW7o	GW8i F	GW8i T	GW8o	GW9i F	GW9i T	GW9o	GW10i F	GW10i T	GW10o	GW11i F	GW11i T	GW11o
02/22/2017 09:20	8.8	31.17	83.9	7.9	78.22	83.1	8.6	31.20	83.4	9.8	31.16	82.1	8.8	31.37	83.0
02/22/2017 09:30	8.8	31.21	83.9	7.9	78.27	83.1	8.6	31.21	83.4	9.8	31.18	82.1	8.8	31.40	83.0
02/22/2017 09:40	8.8	31.23	83.9	7.9	78.35	83.2	8.6	31.24	83.4	9.9	31.21	82.2	8.8	31.43	83.0
02/22/2017 09:50	8.8	31.25	83.8	7.9	78.42	83.3	8.6	31.27	83.5	9.9	31.21	82.2	8.8	31.46	83.1
02/22/2017 10:00	8.8	31.29	83.9	7.9	78.51	83.3	8.5	31.29	83.5	9.9	31.24	82.3	8.8	31.49	83.1
02/22/2017 10:10	8.8	31.29	84.0	7.9	78.45	83.3	8.6	31.29	83.5	9.8	31.23	82.3	8.8	31.47	83.1
02/22/2017 10:20	8.8	31.30	83.9	7.9	78.52	83.3	8.5	31.32	83.5	9.8	31.27	82.3	8.8	31.50	83.1
02/22/2017 10:30	8.8	31.36	84.0	7.9	78.66	83.3	8.6	31.36	83.6	9.8	31.32	82.4	8.8	31.56	83.2
02/22/2017 10:40	8.8	31.38	84.1	7.9	78.72	83.4	8.5	31.38	83.6	9.8	31.34	82.5	8.8	31.58	83.2
02/22/2017 10:50	8.8	31.41	84.2	7.9	78.76	83.4	8.6	31.41	83.7	9.8	31.37	82.5	8.8	31.59	83.3
02/22/2017 11:00	8.8	31.41	84.1	7.9	78.79	83.4	8.6	31.42	83.7	9.9	31.40	82.5	8.8	31.61	83.3
02/22/2017 11:10	8.8	31.41	84.1	7.9	78.83	83.5	8.6	31.45	83.7	9.8	31.41	82.5	8.8	31.63	83.3
02/22/2017 11:20	8.8	31.46	84.2	7.9	78.89	83.5	8.6	31.48	83.7	9.8	31.43	82.5	8.8	31.65	83.3
02/22/2017 11:30	9.0	31.53	84.2	8.0	79.02	83.5	8.6	31.52	83.8	6.5	31.35	82.6	8.8	31.70	83.4
02/22/2017 11:40	9.1	31.56	84.1	8.0	79.07	83.6	8.6	31.55	83.8	8.7	31.32	83.2	8.8	31.71	83.4
02/22/2017 11:50	8.8	31.63	84.2	7.9	79.19	83.6	8.5	31.61	84.0	10.2	31.58	83.0	8.7	31.77	83.5
02/22/2017 12:00	8.8	31.71	84.3	7.9	79.38	83.8	8.5	31.68	84.1	10.2	31.65	83.0	8.7	31.84	83.6
02/22/2017 12:10	8.8	31.72	84.4	7.9	79.47	83.8	8.5	31.71	84.1	10.2	31.68	83.0	8.7	31.88	83.7
02/22/2017 12:20	8.8	31.77	84.5	7.9	79.61	83.9	8.5	31.77	84.2	10.2	31.73	83.0	8.7	31.93	83.8
02/22/2017 12:30	8.8	31.89	84.7	7.9	79.74	84.0	8.5	31.83	84.3	10.2	31.83	83.2	8.7	31.99	83.8
02/22/2017 12:40	8.8	32.00	84.8	7.9	80.01	84.1	8.5	31.94	84.4	10.2	31.94	83.3	8.7	32.10	83.9
02/22/2017 12:50	8.8	32.15	84.9	7.9	80.25	84.3	8.5	32.04	84.6	10.2	32.08	83.6	8.7	32.19	84.1
02/22/2017 13:00	8.8	32.31	85.1	7.9	80.46	84.5	8.5	32.13	84.8	10.2	32.22	83.8	8.7	32.27	84.2
02/22/2017 13:10	8.8	32.48	85.4	7.9	80.83	84.7	8.5	32.27	85.0	10.2	32.38	84.1	8.7	32.43	84.4
02/22/2017 13:20	8.8	32.59	85.5	7.9	81.13	84.8	8.5	32.40	85.2	10.2	32.51	84.4	8.7	32.55	84.6
02/22/2017 13:30	8.8	32.71	85.7	7.9	81.44	85.0	8.5	32.53	85.4	10.2	32.63	84.5	8.7	32.69	84.8
02/22/2017 13:40	8.8	32.82	85.9	7.9	81.72	85.2	8.5	32.64	85.6	10.3	32.74	84.7	8.7	32.79	85.0
02/22/2017 13:50	8.8	32.91	86.0	7.9	81.93	85.3	8.5	32.74	85.7	10.5	32.86	84.9	8.7	32.88	85.1
02/22/2017 14:00	8.8	33.05	86.2	7.9	82.28	85.6	8.5	32.89	85.9	10.5	33.01	85.1	8.7	33.02	85.3
02/22/2017 14:10	8.8	33.15	86.4	7.9	82.54	85.7	8.5	33.01	86.2	10.5	33.10	85.4	8.7	33.12	85.5
02/22/2017 14:20	8.8	33.27	86.6	7.9	82.83	85.9	8.5	33.15	86.3	10.5	33.22	85.6	8.7	33.24	85.7
02/22/2017 14:30	8.8	33.40	86.8	7.9	83.14	86.1	8.5	33.28	86.6	10.5	33.38	85.8	8.7	33.36	85.9
02/22/2017 14:40	8.8	33.37	86.8	7.9	83.29	86.3	8.5	33.33	86.7	10.5	33.38	86.0	8.7	33.44	86.1
02/22/2017 14:50	8.8	33.35	86.8	7.9	83.37	86.3	8.5	33.35	86.8	10.5	33.37	86.0	8.7	33.46	86.1
02/22/2017 15:00	8.8	33.39	86.9	7.9	83.48	86.4	8.5	33.37	86.9	10.5	33.41	86.0	8.7	33.49	86.2

Date/Time	GW7i F	GW7i T	GW7o	GW8i F	GW8i T	GW8o	GW9i F	GW9i T	GW9o	GW10i F	GW10i T	GW10o	GW11i F	GW11i T	GW11o
02/22/2017 15:10	8.8	33.45	86.9	7.9	83.61	86.5	8.5	33.43	87.0	10.5	33.46	86.1	8.7	33.54	86.3
02/22/2017 15:20	8.8	33.62	87.1	7.9	83.83	86.7	8.5	33.55	87.1	10.5	33.60	86.3	8.7	33.63	86.4
02/22/2017 15:30	8.8	33.84	87.4	7.9	84.19	86.9	8.5	33.73	87.4	10.5	33.81	86.6	8.7	33.78	86.6
02/22/2017 15:40	8.8	34.02	87.7	7.9	84.60	87.1	8.5	33.91	87.6	10.5	33.99	87.0	8.7	33.96	86.9
02/22/2017 15:50	8.8	34.11	87.9	7.9	84.87	87.3	8.5	34.04	87.9	10.5	34.11	87.2	8.7	34.07	87.1
02/22/2017 16:00	8.8	34.05	87.9	7.9	84.98	87.4	8.5	34.04	88.0	10.5	34.07	87.3	8.7	34.12	87.2
02/22/2017 16:10	8.8	34.07	88.0	7.9	85.08	87.5	8.5	34.07	88.1	10.5	34.09	87.3	8.7	34.15	87.3
02/22/2017 16:20	8.8	34.09	88.0	7.9	85.22	87.6	8.5	34.09	88.1	10.5	34.11	87.3	8.7	34.20	87.4
02/22/2017 16:30	8.8	34.09	88.0	7.9	85.27	87.7	8.5	34.09	88.3	10.5	34.11	87.4	8.7	34.21	87.5
02/22/2017 16:40	8.8	34.09	88.0	7.9	85.32	87.7	8.5	34.09	88.3	10.5	34.11	87.4	8.7	34.21	87.5
02/22/2017 16:50	8.8	34.09	88.0	7.9	85.33	87.7	8.5	34.10	88.3	10.5	34.11	87.4	8.7	34.22	87.5
02/22/2017 17:00	8.8	34.11	88.1	7.9	85.36	87.8	8.5	34.13	88.4	10.5	34.13	87.5	8.7	34.25	87.6
02/22/2017 17:10	8.8	34.18	88.2	7.9	85.47	87.9	8.5	34.21	88.4	10.4	34.20	87.5	8.7	34.30	87.6
02/22/2017 17:20	8.8	34.21	88.2	7.9	85.56	88.0	8.5	34.25	88.5	10.5	34.23	87.7	8.6	34.33	87.7
02/22/2017 17:30	8.8	34.21	88.3	7.8	85.63	88.0	8.5	34.25	88.5	10.4	34.24	87.7	8.6	34.34	87.7
02/22/2017 17:40	8.8	34.21	88.3	7.8	85.67	88.0	8.5	34.28	88.6	10.4	34.27	87.7	8.6	34.37	87.8
02/22/2017 17:50	8.8	34.19	88.3	7.8	85.63	88.1	8.5	34.26	88.6	10.5	34.24	87.7	8.6	34.36	87.8
02/22/2017 18:00	8.8	34.13	88.3	7.8	85.57	88.0	8.5	34.21	88.5	10.5	34.17	87.7	8.6	34.32	87.8
02/22/2017 18:10	8.8	34.06	88.2	7.8	85.40	88.0	8.5	34.12	88.5	10.4	34.10	87.5	8.6	34.26	87.7
02/22/2017 18:20	8.8	34.03	88.2	7.8	85.39	87.9	8.5	34.09	88.4	10.4	34.07	87.4	8.7	34.25	87.7
02/22/2017 18:30	8.8	33.99	88.1	7.9	85.30	87.9	8.5	34.07	88.3	10.5	34.04	87.4	8.6	34.21	87.7
02/22/2017 18:40	8.8	33.92	88.1	7.8	85.14	87.9	8.5	33.99	88.3	10.4	33.97	87.3	8.6	34.15	87.6
02/22/2017 18:50	8.8	33.88	88.0	7.8	85.04	87.8	8.5	33.95	88.3	10.5	33.93	87.3	8.6	34.11	87.5
02/22/2017 19:00	8.8	33.84	87.9	7.9	84.92	87.7	8.5	33.91	88.2	10.5	33.88	87.1	8.7	34.05	87.5
02/22/2017 19:10	8.8	33.81	87.9	7.8	84.84	87.7	8.5	33.89	88.1	10.5	33.85	87.1	8.7	34.04	87.4
02/22/2017 19:20	8.8	33.77	87.8	7.8	84.83	87.7	8.5	33.87	88.1	10.5	33.83	87.1	8.6	34.02	87.4
02/22/2017 19:30	8.8	33.76	87.8	7.8	84.78	87.6	8.5	33.85	88.1	10.5	33.82	87.1	8.6	34.01	87.4
02/22/2017 19:40	8.8	33.72	87.8	7.8	84.72	87.6	8.5	33.81	88.0	10.5	33.78	87.0	8.6	33.97	87.3
02/22/2017 19:50	8.8	33.67	87.8	7.8	84.63	87.6	8.5	33.79	88.0	10.5	33.73	86.9	8.7	33.93	87.3
02/22/2017 20:00	8.8	33.63	87.7	7.9	84.53	87.5	8.5	33.75	87.9	10.5	33.69	86.9	8.7	33.91	87.2
02/22/2017 20:10	8.8	33.60	87.7	7.9	84.41	87.5	8.5	33.70	87.9	10.5	33.66	86.8	8.7	33.87	87.2
02/22/2017 20:20	8.8	33.55	87.6	7.8	84.33	87.4	8.5	33.66	87.8	10.5	33.60	86.7	8.7	33.82	87.1
02/22/2017 20:30	8.8	33.51	87.5	7.8	84.21	87.3	8.5	33.63	87.7	10.5	33.56	86.6	8.7	33.78	87.1
02/22/2017 20:40	8.8	33.46	87.4	7.9	84.11	87.3	8.5	33.58	87.7	10.5	33.53	86.5	8.7	33.75	87.1
02/22/2017 20:50	8.8	33.42	87.4	7.8	83.98	87.2	8.5	33.53	87.6	10.5	33.47	86.5	8.7	33.69	87.0

Date/Time	GW7i F	GW7i T	GW7o	GW8i F	GW8i T	GW8o	GW9i F	GW9i T	GW9o	GW10i F	GW10i T	GW10o	GW11i F	GW11i T	GW11o
02/22/2017 21:00	8.8	33.36	87.3	7.8	83.87	87.1	8.5	33.48	87.5	10.5	33.41	86.3	8.7	33.65	86.9
02/22/2017 21:10	8.8	33.32	87.3	7.8	83.73	87.0	8.5	33.42	87.5	10.5	33.37	86.2	8.7	33.59	86.8
02/22/2017 21:20	8.8	33.25	87.2	7.9	83.55	87.0	8.5	33.35	87.4	10.5	33.28	86.1	8.7	33.51	86.7
02/22/2017 21:30	8.8	33.20	87.0	7.9	83.43	86.9	8.5	33.30	87.3	10.5	33.24	86.1	8.7	33.47	86.7
02/22/2017 21:40	8.8	33.17	87.0	7.8	83.33	86.8	8.5	33.26	87.2	10.5	33.20	86.0	8.7	33.44	86.6
02/22/2017 21:50	8.8	33.13	86.9	7.9	83.23	86.8	8.5	33.21	87.2	10.5	33.16	85.9	8.7	33.40	86.5
02/22/2017 22:00	8.8	33.07	86.8	7.9	83.17	86.7	8.5	33.19	87.1	10.5	33.11	85.8	8.7	33.35	86.5
02/22/2017 22:10	8.8	33.02	86.7	7.9	83.01	86.6	8.5	33.13	87.0	10.5	33.06	85.7	8.7	33.31	86.4
02/22/2017 22:20	8.8	32.98	86.7	7.9	82.92	86.5	8.5	33.09	86.9	10.5	33.00	85.6	8.7	33.26	86.3
02/22/2017 22:30	8.8	32.93	86.6	7.9	82.80	86.4	8.5	33.03	86.9	10.5	32.96	85.5	8.7	33.21	86.3
02/22/2017 22:40	8.8	32.88	86.6	7.9	82.66	86.3	8.5	32.98	86.8	10.5	32.91	85.4	8.7	33.17	86.2
02/22/2017 22:50	8.8	32.83	86.5	7.9	82.53	86.3	8.5	32.92	86.7	10.5	32.86	85.3	8.7	33.12	86.1
02/22/2017 23:00	8.8	32.77	86.4	7.9	82.38	86.2	8.5	32.85	86.6	10.5	32.80	85.2	8.7	33.05	86.0
02/22/2017 23:10	8.8	32.73	86.4	7.9	82.28	86.1	8.5	32.80	86.5	10.5	32.76	85.2	8.7	33.01	85.9
02/22/2017 23:20	8.8	32.67	86.3	7.9	82.15	86.0	8.5	32.76	86.4	10.5	32.70	85.1	8.7	32.95	85.8
02/22/2017 23:30	8.8	32.61	86.1	7.9	82.04	85.9	8.5	32.70	86.3	10.5	32.66	85.0	8.7	32.91	85.8
02/22/2017 23:40	8.8	32.57	86.1	7.9	81.90	85.8	8.5	32.66	86.2	10.5	32.60	84.8	8.7	32.86	85.7
02/22/2017 23:50	8.8	32.52	86.0	7.9	81.79	85.7	8.5	32.60	86.2	10.5	32.54	84.8	8.7	32.80	85.6
02/23/2017 00:00	8.8	32.48	85.9	7.9	81.66	85.7	8.5	32.56	86.1	10.5	32.50	84.7	8.7	32.76	85.6
02/23/2017 00:10	8.8	32.45	85.9	7.9	81.58	85.6	8.5	32.51	86.0	10.5	32.47	84.6	8.7	32.72	85.5
02/23/2017 00:20	8.8	32.40	85.8	7.9	81.44	85.6	8.5	32.48	85.9	10.5	32.42	84.5	8.7	32.68	85.4
02/23/2017 00:30	8.8	32.36	85.7	7.9	81.37	85.5	8.5	32.44	85.9	10.5	32.39	84.4	8.7	32.65	85.3
02/23/2017 00:40	8.8	32.32	85.7	7.9	81.27	85.4	8.5	32.39	85.8	10.5	32.34	84.4	8.7	32.60	85.3
02/23/2017 00:50	8.8	32.29	85.6	7.9	81.16	85.3	8.5	32.37	85.7	10.5	32.30	84.3	8.7	32.56	85.2
02/23/2017 01:00	8.8	32.26	85.5	7.9	81.11	85.3	8.5	32.33	85.7	10.5	32.27	84.2	8.7	32.52	85.1
02/23/2017 01:10	8.8	32.23	85.5	7.9	81.03	85.2	8.5	32.30	85.6	10.5	32.24	84.1	8.7	32.49	85.1
02/23/2017 01:20	8.8	32.21	85.6	7.9	80.96	85.2	8.5	32.28	85.6	10.5	32.23	84.1	8.7	32.49	85.1
02/23/2017 01:30	8.8	32.20	85.5	7.9	80.92	85.2	8.5	32.25	85.6	10.5	32.21	84.1	8.7	32.45	85.0
02/23/2017 01:40	8.8	32.16	85.4	7.9	80.85	85.1	8.5	32.22	85.5	10.5	32.19	84.0	8.7	32.43	85.0
02/23/2017 01:50	8.8	32.14	85.4	7.9	80.81	85.1	8.5	32.21	85.5	10.5	32.16	84.0	8.7	32.41	85.0
02/23/2017 02:00	8.8	32.13	85.4	7.9	80.76	85.0	8.5	32.21	85.5	10.5	32.15	84.0	8.7	32.38	84.9
02/23/2017 02:10	8.8	32.13	85.2	7.9	80.72	85.0	8.5	32.20	85.4	10.5	32.13	84.0	8.7	32.37	84.9
02/23/2017 02:20	8.8	32.13	85.2	7.9	80.69	85.0	8.5	32.18	85.4	10.5	32.13	84.0	8.7	32.37	84.9
02/23/2017 02:30	8.8	32.13	85.4	7.9	80.65	85.0	8.5	32.17	85.4	10.5	32.12	84.0	8.7	32.36	84.8
02/23/2017 02:40	8.8	32.11	85.2	7.9	80.62	84.9	8.5	32.14	85.4	10.5	32.11	83.9	8.7	32.33	84.8

Date/Time	GW7i F	GW7i T	GW7o	GW8i F	GW8i T	GW8o	GW9i F	GW9i T	GW9o	GW10i F	GW10i T	GW10o	GW11i F	GW11i T	GW11o
02/23/2017 02:50	8.8	32.08	85.2	7.9	80.51	84.9	8.5	32.12	85.3	10.5	32.09	83.9	8.7	32.30	84.8
02/23/2017 03:00	8.8	31.95	85.1	7.9	80.22	84.8	8.5	31.98	85.2	10.5	31.95	83.8	8.7	32.17	84.7
02/23/2017 03:10	8.8	31.89	85.0	7.9	80.06	84.6	8.5	31.92	85.0	10.5	31.89	83.6	8.7	32.11	84.5
02/23/2017 03:20	8.8	31.79	84.8	7.9	79.84	84.5	8.5	31.83	84.9	10.5	31.79	83.4	8.7	32.02	84.4
02/23/2017 03:30	8.8	31.76	84.7	7.9	79.73	84.4	8.5	31.78	84.8	10.5	31.76	83.3	8.7	31.98	84.3
02/23/2017 03:40	8.8	31.73	84.6	7.9	79.67	84.3	8.5	31.77	84.7	10.5	31.74	83.3	8.7	31.96	84.2
02/23/2017 03:50	8.8	31.69	84.6	7.9	79.53	84.3	8.5	31.72	84.7	10.5	31.68	83.2	8.7	31.89	84.2
02/23/2017 04:00	8.8	31.65	84.5	7.9	79.42	84.2	8.5	31.68	84.5	10.5	31.64	83.0	8.7	31.85	84.1
02/23/2017 04:10	8.8	31.61	84.5	7.9	79.41	84.1	8.5	31.65	84.5	10.5	31.63	82.9	8.7	31.84	84.0
02/23/2017 04:20	8.8	31.59	84.5	7.9	79.34	84.1	8.5	31.64	84.5	10.5	31.59	83.0	8.7	31.81	84.0
02/23/2017 04:30	8.8	31.54	84.4	7.9	79.23	84.0	8.5	31.59	84.4	10.5	31.55	82.8	8.8	31.77	83.9
02/23/2017 04:40	8.8	31.50	84.3	7.9	79.15	83.9	8.5	31.55	84.3	10.5	31.51	82.8	8.8	31.74	83.9
02/23/2017 04:50	8.8	31.47	84.1	7.9	79.07	83.9	8.5	31.52	84.3	10.5	31.49	82.8	8.7	31.70	83.8
02/23/2017 05:00	8.8	31.43	84.1	7.9	78.98	83.9	8.5	31.50	84.2	10.5	31.45	82.7	8.8	31.67	83.7
02/23/2017 05:10	8.8	31.41	84.1	7.9	78.92	83.8	8.5	31.47	84.1	10.5	31.42	82.6	8.8	31.65	83.7
02/23/2017 05:20	8.8	31.37	84.0	7.9	78.83	83.7	8.5	31.42	84.1	10.5	31.39	82.5	8.8	31.61	83.6
02/23/2017 05:30	8.8	31.37	83.9	7.9	78.78	83.7	8.5	31.41	84.0	10.5	31.38	82.5	8.8	31.59	83.5
02/23/2017 05:40	8.8	31.33	84.0	7.9	78.72	83.6	8.5	31.37	84.0	10.5	31.35	82.5	8.8	31.57	83.5
02/23/2017 05:50	8.8	31.32	83.9	7.9	78.63	83.6	8.5	31.36	84.0	10.5	31.34	82.4	8.8	31.54	83.5
02/23/2017 06:00	8.8	31.30	83.9	7.9	78.61	83.6	8.5	31.35	83.9	10.5	31.32	82.4	8.8	31.53	83.5
02/23/2017 06:10	8.8	31.29	83.9	7.9	78.53	83.5	8.5	31.33	83.9	10.5	31.30	82.3	8.8	31.50	83.4
02/23/2017 06:20	8.8	31.29	83.8	7.9	78.53	83.4	8.5	31.33	83.8	10.5	31.31	82.2	8.8	31.51	83.4
02/23/2017 06:30	8.8	31.28	83.8	7.9	78.52	83.4	8.5	31.32	83.7	10.5	31.28	82.2	8.8	31.49	83.4
02/23/2017 06:40	8.8	31.19	83.6	7.9	78.36	83.4	8.5	31.23	83.7	10.5	31.21	82.2	8.8	31.43	83.3
02/23/2017 06:50	8.8	31.21	83.7	7.9	78.41	83.4	8.5	31.25	83.6	10.5	31.23	82.2	8.8	31.44	83.2
02/23/2017 07:00	8.8	31.20	83.6	7.9	78.37	83.3	8.5	31.24	83.6	10.5	31.22	82.1	8.8	31.43	83.2
02/23/2017 07:10	8.8	31.16	83.6	7.9	78.32	83.3	8.5	31.21	83.5	10.5	31.19	82.1	8.8	31.41	83.1
02/23/2017 07:20	8.8	31.15	83.6	7.9	78.28	83.3	8.5	31.21	83.5	10.5	31.18	82.0	8.8	31.39	83.1
02/23/2017 07:30	8.8	31.20	83.5	7.9	78.33	83.3	8.5	31.23	83.6	10.5	31.23	82.1	8.8	31.42	83.2
02/23/2017 07:40	8.8	31.25	83.5	7.9	78.45	83.3	8.5	31.27	83.6	10.5	31.27	82.2	8.8	31.47	83.2
02/23/2017 07:50	8.8	31.30	83.6	7.9	78.53	83.3	8.5	31.31	83.7	10.5	31.32	82.2	8.8	31.49	83.2
02/23/2017 08:00	8.8	31.35	83.6	7.9	78.62	83.4	8.5	31.36	83.7	10.5	31.38	82.3	8.8	31.54	83.3
02/23/2017 08:10	8.8	31.40	83.7	7.9	78.76	83.4	8.5	31.41	83.8	10.5	31.41	82.3	8.8	31.59	83.3
02/23/2017 08:20	8.8	31.41	83.7	7.9	78.81	83.5	8.5	31.44	83.8	10.5	31.43	82.4	8.8	31.62	83.4
02/23/2017 08:30	8.8	31.46	83.8	7.9	78.92	83.6	8.5	31.49	83.8	10.5	31.48	82.5	8.8	31.65	83.4

Date/Time	GW7i F	GW7i T	GW7o	GW8i F	GW8i T	GW8o	GW9i F	GW9i T	GW9o	GW10i F	GW10i T	GW10o	GW11i F	GW11i T	GW11o
02/23/2017 08:40	8.8	31.46	83.7	7.9	78.92	83.6	8.5	31.49	83.9	10.5	31.48	82.5	8.8	31.65	83.4
02/23/2017 08:50	8.8	31.54	83.8	7.9	79.00	83.6	8.5	31.52	83.9	10.5	31.54	82.5	8.8	31.69	83.4
02/23/2017 09:00	8.8	31.72	84.1	7.9	79.27	83.7	8.5	31.63	84.1	10.5	31.73	82.7	8.8	31.79	83.6
02/23/2017 09:10	8.8	31.85	84.2	7.9	79.56	83.9	8.6	31.76	84.3	10.5	31.88	83.0	8.8	31.91	83.8
02/23/2017 09:20	8.8	31.98	84.3	7.9	79.85	84.1	8.5	31.87	84.5	10.5	31.99	83.2	8.8	32.03	84.0
02/23/2017 09:30	8.8	32.13	84.5	7.9	80.12	84.3	8.5	31.99	84.7	10.5	32.14	83.4	8.8	32.15	84.1
02/23/2017 09:40	8.8	32.30	84.7	7.9	80.47	84.4	8.5	32.12	84.8	10.5	32.29	83.6	8.8	32.29	84.3
02/23/2017 09:50	8.8	32.42	84.8	7.9	80.82	84.6	8.5	32.25	85.0	10.5	32.41	83.8	8.8	32.42	84.5
02/23/2017 10:00	8.8	32.55	85.1	7.9	81.11	84.8	8.5	32.37	85.3	10.5	32.52	84.0	8.8	32.53	84.7
02/23/2017 10:10	8.8	32.66	85.2	7.9	81.35	85.0	8.5	32.46	85.4	10.5	32.64	84.3	8.7	32.64	84.9
02/23/2017 10:20	8.8	32.82	85.4	7.9	81.70	85.2	8.5	32.61	85.6	10.5	32.79	84.5	8.7	32.78	85.0
02/23/2017 10:30	8.8	32.96	85.7	7.9	82.04	85.4	8.5	32.74	85.9	10.5	32.92	84.8	8.7	32.92	85.3
02/23/2017 10:40	8.8	33.07	85.9	7.9	82.32	85.6	8.5	32.86	86.1	10.5	33.05	85.1	8.7	33.04	85.5
02/23/2017 10:50	8.8	33.21	86.0	7.9	82.62	85.8	8.5	33.00	86.3	10.5	33.17	85.3	8.7	33.16	85.7
02/23/2017 11:00	8.8	33.30	86.3	7.9	82.93	86.0	8.5	33.13	86.5	10.5	33.27	85.6	8.7	33.28	85.8
02/23/2017 11:10	8.8	33.32	86.3	7.9	83.08	86.1	8.5	33.20	86.6	10.5	33.29	85.6	8.7	33.34	85.9
02/23/2017 11:20	8.8	33.56	86.5	7.9	83.42	86.3	8.5	33.36	86.7	10.5	33.52	85.8	8.7	33.48	86.1
02/23/2017 11:30	8.8	33.76	86.8	7.9	83.83	86.5	8.5	33.52	87.0	10.5	33.71	86.2	8.7	33.64	86.4
02/23/2017 11:40	8.8	33.89	87.1	7.9	84.19	86.8	8.5	33.67	87.3	10.5	33.87	86.6	8.7	33.79	86.6
02/23/2017 11:50	8.8	33.93	87.2	7.9	84.44	87.0	8.5	33.77	87.5	10.5	33.91	86.8	8.7	33.89	86.8
02/23/2017 12:00	8.8	34.03	87.4	7.9	84.69	87.2	8.5	33.87	87.6	10.5	34.00	86.9	8.7	33.98	87.0
02/23/2017 12:10	8.8	34.16	87.6	7.9	84.98	87.3	8.5	33.99	87.8	10.5	34.13	87.1	8.7	34.11	87.1
02/23/2017 12:20	8.8	34.14	87.7	7.9	85.11	87.5	8.5	34.04	88.0	10.5	34.14	87.2	8.7	34.17	87.3
02/23/2017 12:30	8.8	34.12	87.7	7.9	85.22	87.6	8.5	34.08	88.1	10.5	34.13	87.3	8.7	34.21	87.4
02/23/2017 12:40	8.8	34.12	87.7	7.9	85.23	87.6	8.5	34.08	88.1	10.5	34.13	87.4	8.7	34.20	87.4
02/23/2017 12:50	8.8	34.16	87.8	7.9	85.31	87.7	8.5	34.09	88.2	10.5	34.16	87.4	8.7	34.22	87.4
02/23/2017 13:00	8.8	34.18	87.8	7.9	85.40	87.8	8.5	34.14	88.3	10.5	34.20	87.4	8.7	34.26	87.5
02/23/2017 13:10	8.8	34.29	88.0	7.9	85.54	87.9	8.5	34.21	88.4	10.5	34.28	87.5	8.7	34.32	87.6
02/23/2017 13:20	8.8	34.33	88.1	7.9	85.68	88.0	8.5	34.25	88.5	10.5	34.33	87.7	8.7	34.37	87.7
02/23/2017 13:30	8.8	34.39	88.2	7.9	85.78	88.0	8.5	34.29	88.6	10.5	34.38	87.7	8.7	34.41	87.8
02/23/2017 13:40	8.8	34.46	88.3	7.9	85.90	88.1	8.5	34.36	88.7	10.5	34.45	87.9	8.7	34.47	87.9
02/23/2017 13:50	8.8	34.42	88.3	7.9	85.93	88.2	8.5	34.36	88.7	10.5	34.43	87.9	8.7	34.48	87.9
02/23/2017 14:00	8.8	34.37	88.2	7.9	85.91	88.2	8.5	34.34	88.7	10.5	34.38	87.9	8.6	34.46	87.9
02/23/2017 14:10	8.8	34.37	88.2	7.8	85.93	88.2	8.5	34.35	88.7	9.6	34.37	88.0	8.8	34.48	88.0
02/23/2017 14:20	8.8	34.37	88.3	7.8	85.92	88.3	8.5	34.37	88.8	8.9	34.37	88.1	8.9	34.49	88.0

Date/Time	GW7i F	GW7i T	GW7o	GW8i F	GW8i T	GW8o	GW9i F	GW9i T	GW9o	GW10i F	GW10i T	GW10o	GW11i F	GW11i T	GW11o
02/23/2017 14:30	8.8	34.42	88.4	7.8	86.01	88.3	8.5	34.38	88.9	8.9	34.40	88.2	8.9	34.51	88.0
02/23/2017 14:40	8.8	34.46	88.4	7.8	86.13	88.4	8.5	34.41	88.9	8.9	34.44	88.3	8.9	34.53	88.1
02/23/2017 14:50	8.8	34.47	88.5	7.7	86.13	88.4	8.5	34.42	88.9	8.9	34.44	88.3	8.9	34.55	88.1
02/23/2017 15:00	8.8	34.55	88.6	7.8	86.28	88.5	8.5	34.50	89.0	8.9	34.53	88.4	8.9	34.62	88.2
02/23/2017 15:10	8.8	34.70	88.7	7.8	86.50	88.6	8.5	34.60	89.1	8.9	34.64	88.6	8.9	34.69	88.3
02/23/2017 15:20	8.8	34.80	88.9	7.8	86.68	88.8	8.4	34.69	89.4	8.9	34.74	88.8	8.9	34.79	88.5
02/23/2017 15:30	8.8	34.81	89.0	7.8	86.82	88.9	8.4	34.74	89.5	8.9	34.77	88.9	8.9	34.82	88.6
02/23/2017 15:40	8.8	34.77	89.0	7.7	86.83	88.9	8.4	34.73	89.5	8.9	34.73	88.9	8.9	34.83	88.6
02/23/2017 15:50	8.8	34.79	89.1	7.7	86.83	88.9	8.4	34.76	89.5	8.9	34.76	88.9	8.8	34.85	88.7
02/23/2017 16:00	8.8	34.70	89.0	7.7	86.79	89.0	8.4	34.72	89.4	8.9	34.69	88.9	8.8	34.83	88.6
02/23/2017 16:10	8.8	34.61	88.9	7.7	86.66	89.0	8.4	34.64	89.4	8.9	34.62	88.8	8.9	34.78	88.6
02/23/2017 16:20	8.8	34.46	88.7	7.7	86.44	88.8	8.5	34.54	89.3	8.9	34.48	88.7	8.9	34.67	88.5
02/23/2017 16:30	8.8	34.36	88.6	7.7	86.20	88.7	8.4	34.44	89.2	8.9	34.37	88.5	8.8	34.59	88.3
02/23/2017 16:40	8.8	34.27	88.4	7.7	85.98	88.6	8.4	34.35	89.0	8.9	34.27	88.2	8.8	34.50	88.2
02/23/2017 16:50	1.8	33.66	88.3	1.5	82.96	84.1	1.7	33.12	83.3	1.9	33.91	88.1	1.8	33.16	83.8
02/23/2017 17:00	2.7	33.02	89.4	1.3	77.03	73.9	1.9	30.84	73.4	2.7	33.48	88.0	2.2	31.30	74.8
02/23/2017 17:10	8.7	33.19	88.3	7.3	83.36	88.2	8.0	33.31	83.6	8.8	33.25	86.5	8.3	33.57	83.5
02/23/2017 17:20	8.7	33.69	87.8	7.4	84.53	88.0	8.0	33.77	88.2	8.7	33.69	87.3	8.4	33.93	87.5
02/23/2017 17:30	7.7	33.67	87.9	6.3	84.51	88.0	6.9	33.77	87.6	7.8	33.68	87.2	7.3	33.92	87.1
02/23/2017 17:40	7.2	33.37	88.1	5.5	83.80	88.2	5.9	33.51	84.3	7.4	33.41	87.1	6.4	33.63	83.9
02/23/2017 17:50	8.8	33.60	87.5	7.4	84.33	88.0	8.0	33.68	88.1	8.8	33.61	87.0	8.4	33.84	87.4
02/23/2017 18:00	8.8	33.56	87.6	7.4	84.24	87.8	8.1	33.64	88.1	8.8	33.56	87.0	8.5	33.79	87.4
02/23/2017 18:10	8.8	33.53	87.4	7.5	84.18	87.7	8.1	33.61	88.0	8.8	33.53	87.0	8.6	33.77	87.3
02/23/2017 18:20	8.8	33.51	87.4	7.5	84.12	87.7	8.1	33.59	88.0	8.8	33.52	87.0	8.6	33.74	87.3
02/23/2017 18:30	8.8	33.47	87.4	7.5	84.05	87.6	8.1	33.56	87.9	8.8	33.50	86.9	8.7	33.72	87.2
02/23/2017 18:40	8.7	33.45	87.3	7.5	84.00	87.5	8.2	33.53	87.9	8.8	33.47	86.9	8.7	33.69	87.1
02/23/2017 18:50	8.7	33.45	87.3	7.6	83.92	87.5	8.2	33.53	87.9	8.8	33.45	86.8	8.7	33.67	87.1
02/23/2017 19:00	8.7	33.42	87.3	7.6	83.92	87.5	8.2	33.52	87.9	8.8	33.42	86.8	8.7	33.65	87.1
02/23/2017 19:10	8.7	33.40	87.3	7.6	83.89	87.5	8.2	33.49	87.8	8.8	33.40	86.7	8.7	33.65	87.1
02/23/2017 19:20	8.7	33.37	87.2	7.6	83.83	87.4	8.2	33.48	87.7	8.8	33.37	86.7	8.7	33.65	87.1
02/23/2017 19:30	8.7	33.37	87.2	7.6	83.81	87.4	8.2	33.45	87.7	8.8	33.37	86.7	8.7	33.61	87.1
02/23/2017 19:40	8.7	33.37	87.2	7.6	83.76	87.3	8.2	33.45	87.7	8.8	33.37	86.7	8.7	33.61	87.0
02/23/2017 19:50	8.7	33.36	87.1	7.6	83.73	87.4	8.2	33.45	87.8	8.8	33.37	86.7	8.7	33.60	87.0
02/23/2017 20:00	8.7	33.34	87.2	7.6	83.72	87.3	8.2	33.44	87.7	8.8	33.37	86.6	8.8	33.58	87.0
02/23/2017 20:10	8.7	33.33	87.1	7.6	83.68	87.3	8.2	33.41	87.7	8.8	33.34	86.7	8.8	33.57	87.0

Date/Time	GW7i F	GW7i T	GW7o	GW8i F	GW8i T	GW8o	GW9i F	GW9i T	GW9o	GW10i F	GW10i T	GW10o	GW11i F	GW11i T	GW11o
02/23/2017 20:20	8.7	33.33	87.1	7.6	83.63	87.3	8.2	33.39	87.7	8.8	33.32	86.6	8.8	33.57	87.0
02/23/2017 20:30	8.7	33.30	87.0	7.6	83.63	87.2	8.2	33.37	87.7	8.8	33.29	86.6	8.8	33.54	86.9
02/23/2017 20:40	8.7	33.29	87.0	7.6	83.63	87.2	8.3	33.37	87.6	8.8	33.29	86.6	8.8	33.53	86.9
02/23/2017 20:50	8.7	33.27	87.0	7.6	83.56	87.2	8.3	33.37	87.6	8.8	33.26	86.5	8.8	33.51	86.9
02/23/2017 21:00	8.7	33.25	87.0	7.6	83.53	87.1	8.3	33.34	87.5	8.8	33.23	86.5	8.8	33.49	86.9
02/23/2017 21:10	8.7	33.22	86.9	7.7	83.45	87.1	8.3	33.33	87.5	8.8	33.21	86.5	8.8	33.49	86.8
02/23/2017 21:20	8.7	33.21	86.9	7.7	83.42	87.0	8.3	33.31	87.5	8.8	33.21	86.5	8.8	33.47	86.8
02/23/2017 21:30	8.7	33.20	86.9	7.7	83.40	87.1	8.3	33.29	87.5	8.8	33.20	86.4	8.8	33.45	86.8
02/23/2017 21:40	8.7	33.17	86.8	7.7	83.32	87.0	8.3	33.26	87.4	8.8	33.17	86.4	8.8	33.43	86.8
02/23/2017 21:50	8.7	33.17	86.8	7.7	83.28	87.0	8.3	33.25	87.4	8.8	33.15	86.4	8.8	33.41	86.7
02/23/2017 22:00	8.7	33.14	86.8	7.7	83.22	86.9	8.3	33.21	87.3	8.8	33.13	86.3	8.8	33.41	86.7
02/23/2017 22:10	8.7	33.13	86.8	7.7	83.22	86.9	8.3	33.21	87.3	8.8	33.13	86.3	8.8	33.37	86.7
02/23/2017 22:20	8.7	33.13	86.7	7.7	83.22	86.8	8.3	33.21	87.3	8.8	33.13	86.3	8.8	33.37	86.6
02/23/2017 22:30	8.7	33.11	86.7	7.7	83.22	86.8	8.3	33.21	87.3	8.8	33.09	86.3	8.8	33.37	86.6
02/23/2017 22:40	8.7	33.09	86.7	7.7	83.16	86.8	8.3	33.21	87.2	8.8	33.09	86.3	8.8	33.35	86.6
02/23/2017 22:50	8.7	33.09	86.7	7.7	83.13	86.8	8.3	33.19	87.2	8.8	33.09	86.3	8.8	33.33	86.6
02/23/2017 23:00	8.7	33.09	86.6	7.7	83.13	86.8	8.3	33.17	87.2	8.8	33.08	86.2	8.8	33.33	86.6
02/23/2017 23:10	8.7	33.06	86.6	7.7	83.08	86.8	8.3	33.17	87.2	8.8	33.05	86.2	8.8	33.33	86.6
02/23/2017 23:20	8.7	33.05	86.6	7.7	83.02	86.8	8.3	33.14	87.2	8.8	33.05	86.2	8.8	33.31	86.5
02/23/2017 23:30	8.7	33.01	86.6	7.7	82.98	86.7	8.3	33.13	87.2	8.8	33.01	86.2	8.8	33.29	86.6
02/23/2017 23:40	8.7	33.01	86.5	7.7	82.92	86.7	8.3	33.09	87.2	8.8	33.01	86.1	8.8	33.27	86.5
02/23/2017 23:50	8.7	33.01	86.5	7.7	82.92	86.7	8.3	33.09	87.1	8.8	33.01	86.1	8.8	33.26	86.5
02/24/2017 00:00	8.7	33.01	86.6	7.7	82.92	86.7	8.3	33.09	87.1	8.8	32.99	86.1	8.8	33.25	86.5
02/24/2017 00:10	8.7	33.01	86.6	7.7	82.92	86.7	8.3	33.09	87.1	8.8	32.97	86.1	8.8	33.25	86.5
02/24/2017 00:20	8.7	33.01	86.6	7.7	82.92	86.7	8.3	33.09	87.1	8.8	32.99	86.1	8.8	33.26	86.5
02/24/2017 00:30	8.7	33.01	86.5	7.7	82.92	86.7	8.3	33.09	87.1	8.8	32.99	86.1	8.8	33.26	86.5
02/24/2017 00:40	8.7	33.01	86.6	7.7	82.92	86.7	8.3	33.09	87.1	8.8	32.99	86.1	8.8	33.25	86.5
02/24/2017 00:50	8.7	33.01	86.5	7.7	82.92	86.7	8.3	33.09	87.1	8.8	32.99	86.1	8.8	33.25	86.5
02/24/2017 01:00	8.7	33.01	86.4	7.7	82.92	86.7	8.3	33.09	87.0	8.8	32.98	86.0	8.8	33.25	86.5
02/24/2017 01:10	8.7	33.01	86.5	7.7	82.92	86.7	8.3	33.09	87.0	8.8	32.98	86.0	8.8	33.25	86.5
02/24/2017 01:20	8.7	33.01	86.5	7.7	82.92	86.7	8.3	33.09	87.1	8.8	32.98	86.1	8.8	33.25	86.5
02/24/2017 01:30	8.7	33.01	86.5	7.7	82.92	86.7	8.3	33.09	87.1	8.8	33.00	86.1	8.8	33.25	86.5
02/24/2017 01:40	8.7	33.01	86.5	7.7	82.92	86.7	8.3	33.09	87.1	8.8	33.01	86.1	8.8	33.26	86.5
02/24/2017 01:50	8.7	33.01	86.5	7.7	82.92	86.7	8.3	33.09	87.0	8.8	32.99	86.1	8.8	33.26	86.5
02/24/2017 02:00	8.7	33.01	86.5	7.7	82.92	86.7	8.3	33.10	87.0	8.8	33.01	86.1	8.8	33.28	86.4

Date/Time	GW7i F	GW7i T	GW7o	GW8i F	GW8i T	GW8o	GW9i F	GW9i T	GW9o	GW10i F	GW10i T	GW10o	GW11i F	GW11i T	GW11o
02/24/2017 02:10	8.7	33.01	86.5	7.7	82.92	86.7	8.3	33.12	87.1	8.8	33.01	86.1	8.8	33.29	86.5
02/24/2017 02:20	8.7	33.01	86.5	7.7	82.92	86.7	8.3	33.10	87.0	8.8	33.00	86.1	8.8	33.28	86.5
02/24/2017 02:30	8.7	33.01	86.4	7.7	82.92	86.7	8.3	33.09	87.0	8.8	32.99	86.0	8.8	33.27	86.5
02/24/2017 02:40	8.7	33.01	86.5	7.7	82.92	86.7	8.3	33.10	87.0	8.8	33.01	86.0	8.8	33.27	86.4
02/24/2017 02:50	8.7	33.01	86.4	7.7	82.93	86.7	8.3	33.12	87.1	8.8	33.01	86.0	8.8	33.29	86.4
02/24/2017 03:00	8.7	33.02	86.5	7.7	82.94	86.7	8.3	33.13	87.1	8.8	33.01	86.1	8.8	33.29	86.5
02/24/2017 03:10	8.7	33.05	86.5	7.7	82.99	86.7	8.3	33.13	87.0	8.8	33.04	86.1	8.8	33.29	86.5
02/24/2017 03:20	8.7	33.06	86.5	7.7	83.01	86.7	8.3	33.15	87.1	8.8	33.05	86.1	8.8	33.31	86.5
02/24/2017 03:30	8.7	33.06	86.6	7.7	83.04	86.7	8.3	33.17	87.2	8.8	33.05	86.1	8.8	33.33	86.5
02/24/2017 03:40	8.7	33.05	86.4	7.7	83.02	86.7	8.3	33.16	87.1	8.8	33.05	86.1	8.8	33.33	86.5
02/24/2017 03:50	8.7	33.05	86.5	7.7	83.02	86.8	8.3	33.13	87.1	8.8	33.05	86.1	8.8	33.32	86.5
02/24/2017 04:00	8.7	33.02	86.5	7.7	83.02	86.8	8.3	33.13	87.1	8.8	33.03	86.1	8.8	33.30	86.5
02/24/2017 04:10	8.7	33.01	86.4	7.7	82.92	86.7	8.3	33.12	87.0	8.8	33.01	86.1	8.8	33.29	86.5
02/24/2017 04:20	8.7	33.01	86.5	7.7	82.92	86.7	8.3	33.09	87.1	8.8	33.00	86.1	8.8	33.28	86.5
02/24/2017 04:30	8.7	33.00	86.4	7.7	82.92	86.7	8.3	33.09	87.0	8.8	32.98	86.1	8.8	33.25	86.5
02/24/2017 04:40	8.7	32.97	86.5	7.7	82.91	86.7	8.3	33.09	87.0	8.8	32.97	86.1	8.8	33.24	86.4
02/24/2017 04:50	8.7	32.96	86.4	7.7	82.83	86.6	8.3	33.07	87.0	8.8	32.94	86.0	8.8	33.22	86.4
02/24/2017 05:00	8.7	32.93	86.3	7.7	82.82	86.6	8.3	33.05	87.0	8.8	32.93	85.9	8.8	33.21	86.3
02/24/2017 05:10	8.7	32.93	86.4	7.7	82.79	86.6	8.3	33.05	87.0	8.8	32.93	85.9	8.8	33.21	86.3
02/24/2017 05:20	8.7	32.93	86.4	7.7	82.73	86.5	8.3	33.02	86.9	8.8	32.93	85.9	8.8	33.21	86.3
02/24/2017 05:30	8.7	32.90	86.4	7.7	82.72	86.5	8.3	33.01	86.9	8.8	32.90	85.9	8.8	33.18	86.2
02/24/2017 05:40	8.7	32.89	86.3	7.7	82.67	86.5	8.3	33.01	86.9	8.8	32.89	85.9	8.8	33.17	86.3
02/24/2017 05:50	8.7	32.89	86.3	7.7	82.63	86.5	8.3	32.98	86.8	8.8	32.86	85.9	8.8	33.16	86.2
02/24/2017 06:00	8.7	32.88	86.3	7.7	82.61	86.5	8.3	32.96	86.8	8.8	32.86	85.8	8.8	33.15	86.2
02/24/2017 06:10	8.7	32.86	86.3	7.7	82.54	86.5	8.3	32.94	86.8	8.8	32.85	85.8	8.8	33.13	86.2
02/24/2017 06:20	8.7	32.85	86.2	7.7	82.52	86.4	8.3	32.93	86.8	8.8	32.85	85.8	8.8	33.13	86.2
02/24/2017 06:30	8.7	32.85	86.1	7.7	82.52	86.4	8.3	32.93	86.8	8.8	32.82	85.7	8.8	33.11	86.1
02/24/2017 06:40	8.7	32.83	86.1	7.7	82.52	86.4	8.3	32.91	86.8	8.8	32.81	85.7	8.8	33.09	86.1
02/24/2017 06:50	8.7	32.81	86.2	7.7	82.47	86.3	8.3	32.89	86.7	8.8	32.81	85.7	8.8	33.08	86.1
02/24/2017 07:00	8.7	32.81	86.1	7.7	82.42	86.3	8.3	32.89	86.7	8.8	32.80	85.6	8.8	33.05	86.1
02/24/2017 07:10	8.7	32.81	86.1	7.7	82.42	86.3	8.3	32.89	86.7	8.8	32.80	85.6	8.8	33.05	86.1
02/24/2017 07:20	8.7	32.80	86.1	7.7	82.41	86.3	8.3	32.86	86.7	8.8	32.79	85.7	8.8	33.05	86.1
02/24/2017 07:30	8.7	32.79	86.0	7.7	82.40	86.3	8.3	32.85	86.6	8.8	32.77	85.6	8.8	33.05	86.1
02/24/2017 07:40	8.7	32.81	86.0	7.7	82.40	86.3	8.3	32.85	86.6	8.8	32.78	85.6	8.8	33.05	86.1
02/24/2017 07:50	8.7	32.81	86.1	7.7	82.42	86.3	8.3	32.88	86.7	8.8	32.81	85.7	8.8	33.05	86.1

Date/Time	GW7i F	GW7i T	GW7o	GW8i F	GW8i T	GW8o	GW9i F	GW9i T	GW9o	GW10i F	GW10i T	GW10o	GW11i F	GW11i T	GW11o
02/24/2017 08:00	8.7	32.84	86.0	7.7	82.43	86.3	8.3	32.89	86.7	8.8	32.81	85.6	8.8	33.06	86.0
02/24/2017 08:10	8.7	32.85	86.1	7.7	82.46	86.3	8.3	32.90	86.7	8.8	32.83	85.7	8.8	33.08	86.1
02/24/2017 08:20	8.7	32.86	86.1	7.7	82.49	86.3	8.3	32.91	86.7	8.8	32.84	85.7	8.8	33.09	86.1
02/24/2017 08:30	8.7	32.87	86.0	7.7	82.52	86.3	8.3	32.93	86.7	8.8	32.85	85.7	8.8	33.09	86.1
02/24/2017 08:40	8.7	32.88	86.1	7.7	82.52	86.3	8.3	32.93	86.7	8.8	32.85	85.7	8.8	33.10	86.1
02/24/2017 08:50	8.7	32.89	86.2	7.7	82.53	86.4	8.3	32.93	86.7	8.8	32.88	85.8	8.8	33.13	86.1
02/24/2017 09:00	8.7	32.89	86.2	7.7	82.60	86.4	8.3	32.95	86.7	8.8	32.89	85.8	8.8	33.13	86.1
02/24/2017 09:10	8.7	32.89	86.2	7.7	82.56	86.4	8.3	32.95	86.7	8.8	32.88	85.8	8.8	33.14	86.1
02/24/2017 09:20	8.7	32.89	86.2	7.7	82.59	86.4	8.3	32.95	86.7	8.8	32.88	85.8	8.8	33.13	86.1
02/24/2017 09:30	8.7	32.89	86.1	7.7	82.53	86.4	8.3	32.93	86.8	8.8	32.87	85.8	8.8	33.13	86.1
02/24/2017 09:40	8.7	32.83	86.1	7.7	82.41	86.3	8.3	32.87	86.7	8.8	32.81	85.8	8.8	33.05	86.1
02/24/2017 09:50	8.7	32.60	85.9	7.7	81.89	86.0	8.3	32.65	86.4	8.8	32.59	85.5	8.8	32.84	85.8
02/24/2017 10:00	8.7	32.58	85.8	7.7	81.76	85.9	8.3	32.60	86.2	8.8	32.55	85.3	8.8	32.79	85.6
02/24/2017 10:10	8.7	32.48	85.6	7.7	81.55	85.7	8.3	32.52	86.1	8.8	32.46	85.2	8.8	32.72	85.5
02/24/2017 10:20	8.7	32.39	85.5	7.7	81.33	85.6	8.3	32.42	85.9	8.8	32.37	85.0	8.8	32.63	85.4
02/24/2017 10:30	8.7	32.25	85.3	7.7	81.02	85.4	8.3	32.29	85.7	8.8	32.21	84.7	8.9	32.49	85.2
02/24/2017 10:40	8.7	32.14	85.2	7.7	80.75	85.2	8.3	32.18	85.5	8.8	32.12	84.6	8.9	32.40	85.0
02/24/2017 10:50	8.7	32.01	85.0	7.7	80.42	85.0	8.3	32.06	85.3	8.8	31.99	84.3	8.9	32.27	84.8
02/24/2017 11:00	8.7	31.97	84.8	7.7	80.31	84.9	8.3	32.01	85.2	8.8	31.93	84.1	8.9	32.21	84.7
02/24/2017 11:10	8.7	31.88	84.8	7.7	80.09	84.8	8.3	31.92	85.1	8.8	31.85	84.0	8.9	32.12	84.6
02/24/2017 11:20	8.7	31.77	84.5	7.7	79.82	84.6	8.3	31.81	85.0	8.8	31.74	83.9	8.9	32.02	84.4
02/24/2017 11:30	8.7	31.66	84.4	7.7	79.54	84.4	8.3	31.70	84.8	8.8	31.64	83.7	8.9	31.91	84.2
02/24/2017 11:40	8.7	31.55	84.3	7.7	79.32	84.3	8.3	31.62	84.6	8.9	31.54	83.5	8.9	31.82	84.1
02/24/2017 11:50	8.7	31.50	84.2	7.7	79.15	84.2	8.3	31.55	84.5	8.9	31.49	83.3	8.9	31.77	83.9
02/24/2017 12:00	8.7	31.52	84.1	7.7	79.12	84.1	8.3	31.54	84.4	8.9	31.48	83.3	8.9	31.75	83.9
02/24/2017 12:10	8.7	31.42	83.9	7.7	78.95	84.0	8.3	31.49	84.2	8.9	31.41	83.2	8.9	31.68	83.8
02/24/2017 12:20	8.7	31.44	83.9	7.7	78.92	83.9	8.3	31.46	84.2	8.9	31.41	83.2	8.9	31.65	83.7
02/24/2017 12:30	8.7	31.50	83.9	7.7	78.92	83.9	8.3	31.48	84.2	8.9	31.45	83.2	8.9	31.66	83.7
02/24/2017 12:40	8.7	31.48	83.9	7.7	78.91	83.8	8.3	31.46	84.2	8.9	31.45	83.2	8.9	31.66	83.7
02/24/2017 12:50	8.7	31.42	83.9	7.7	78.82	83.8	8.3	31.42	84.1	8.9	31.39	83.2	8.9	31.62	83.7
02/24/2017 13:00	8.7	31.35	83.7	7.7	78.67	83.6	8.3	31.35	83.9	8.9	31.32	83.0	8.9	31.57	83.5
02/24/2017 13:10	8.7	31.30	83.6	7.7	78.55	83.6	8.3	31.33	83.9	8.9	31.27	82.8	8.9	31.52	83.4
02/24/2017 13:20	8.7	31.21	83.5	7.7	78.41	83.5	8.3	31.24	83.8	8.9	31.19	82.7	8.9	31.46	83.4
02/24/2017 13:30	8.7	31.21	83.5	7.7	78.33	83.4	8.3	31.21	83.7	8.9	31.17	82.7	8.9	31.43	83.3
02/24/2017 13:40	8.7	31.16	83.4	7.7	78.22	83.4	8.3	31.19	83.7	8.9	31.13	82.6	8.9	31.39	83.2

Date/Time	GW7i F	GW7i T	GW7o	GW8i F	GW8i T	GW8o	GW9i F	GW9i T	GW9o	GW10i F	GW10i T	GW10o	GW11i F	GW11i T	GW11o
02/24/2017 13:50	8.7	31.21	83.4	7.7	78.25	83.3	8.3	31.20	83.6	8.9	31.16	82.6	8.9	31.39	83.2
02/24/2017 14:00	8.7	31.28	83.5	7.7	78.29	83.4	8.3	31.23	83.6	8.9	31.23	82.7	8.9	31.42	83.2
02/24/2017 14:10	8.7	31.30	83.6	7.7	78.41	83.4	8.4	31.27	83.7	8.9	31.25	82.7	8.9	31.46	83.2
02/24/2017 14:20	8.7	31.28	83.4	7.7	78.34	83.3	8.4	31.25	83.7	8.9	31.22	82.7	8.9	31.45	83.2
02/24/2017 14:30	8.7	31.29	83.4	7.7	78.41	83.4	8.3	31.27	83.7	8.8	31.25	82.7	8.9	31.47	83.2
02/24/2017 14:40	8.7	31.35	83.5	7.7	78.47	83.4	8.3	31.31	83.7	8.9	31.29	82.7	8.9	31.49	83.2
02/24/2017 14:50	8.7	31.41	83.6	7.7	78.53	83.5	8.4	31.35	83.8	8.9	31.37	82.8	8.9	31.53	83.3
02/24/2017 15:00	8.7	31.39	83.5	7.7	78.62	83.5	8.3	31.37	83.8	8.9	31.36	82.9	8.9	31.54	83.3
02/24/2017 15:10	8.7	31.32	83.6	7.7	78.55	83.5	8.3	31.34	83.8	8.9	31.29	82.8	8.9	31.52	83.3
02/24/2017 15:20	8.7	31.43	83.5	7.7	78.68	83.5	8.3	31.40	83.8	8.9	31.38	82.8	8.9	31.57	83.3
02/24/2017 15:30	8.7	31.43	83.6	7.7	78.72	83.4	8.3	31.42	83.8	8.9	31.40	83.0	8.9	31.58	83.4
02/24/2017 15:40	8.7	31.45	83.6	7.7	78.75	83.5	8.3	31.45	83.8	8.9	31.42	83.0	8.9	31.62	83.4
02/24/2017 15:50	8.7	31.43	83.6	7.7	78.74	83.6	8.3	31.44	83.9	8.9	31.39	83.0	8.9	31.60	83.4
02/24/2017 16:00	8.7	31.42	83.6	7.7	78.74	83.5	8.3	31.44	83.9	8.9	31.39	83.0	8.9	31.61	83.4
02/24/2017 16:10	8.7	31.31	83.4	7.7	78.55	83.4	8.3	31.36	83.7	8.9	31.29	82.8	8.9	31.54	83.3
02/24/2017 16:20	8.7	31.35	83.5	7.7	78.54	83.4	8.3	31.36	83.7	8.9	31.32	82.8	8.9	31.52	83.3
02/24/2017 16:30	8.7	31.27	83.3	7.7	78.44	83.3	8.3	31.32	83.7	8.9	31.23	82.8	8.9	31.48	83.2
02/24/2017 16:40	8.7	31.20	83.2	7.7	78.30	83.2	8.3	31.25	83.6	8.9	31.18	82.6	8.9	31.41	83.0
02/24/2017 16:50	8.7	31.05	83.0	7.7	78.03	83.1	8.3	31.15	83.4	8.9	31.05	82.4	8.9	31.32	82.9
02/24/2017 17:00	8.7	30.97	82.9	7.7	77.83	82.9	8.3	31.06	83.3	8.9	30.96	82.2	8.9	31.23	82.7
02/24/2017 17:10	8.7	30.82	82.6	7.7	77.54	82.7	8.3	30.93	83.0	8.9	30.82	82.1	8.9	31.11	82.6
02/24/2017 17:20	8.7	30.72	82.5	7.7	77.27	82.6	8.3	30.82	82.8	8.9	30.70	81.8	8.9	31.00	82.4
02/24/2017 17:30	8.7	30.53	82.3	7.7	76.92	82.3	8.3	30.67	82.6	8.9	30.54	81.5	8.9	30.87	82.2
02/24/2017 17:40	8.7	30.35	82.1	7.7	76.57	82.1	8.4	30.51	82.3	8.9	30.36	81.2	8.9	30.72	81.9
02/24/2017 17:50	8.7	30.24	81.8	7.7	76.25	81.9	8.4	30.37	82.0	8.9	30.23	81.0	8.9	30.60	81.7
02/24/2017 18:00	8.7	30.12	81.6	7.7	75.95	81.7	8.4	30.25	81.9	8.9	30.12	80.8	8.9	30.47	81.5
02/24/2017 18:10	8.7	30.01	81.5	7.7	75.71	81.6	8.4	30.13	81.7	8.9	30.00	80.6	8.9	30.36	81.3
02/24/2017 18:20	8.7	29.91	81.3	7.7	75.43	81.4	8.4	30.02	81.5	8.9	29.90	80.3	8.9	30.26	81.1
02/24/2017 18:30	8.7	29.80	81.2	7.7	75.20	81.2	8.4	29.93	81.3	8.9	29.80	80.1	9.0	30.17	80.9
02/24/2017 18:40	8.7	29.72	81.0	7.7	74.96	81.1	8.4	29.84	81.2	8.9	29.71	79.9	9.0	30.07	80.8
02/24/2017 18:50	8.7	29.63	80.9	7.7	74.73	80.9	8.4	29.76	80.9	8.9	29.62	79.8	9.0	29.99	80.6
02/24/2017 19:00	8.7	29.57	80.7	7.7	74.58	80.7	8.4	29.68	80.8	8.9	29.55	79.6	9.0	29.92	80.5
02/24/2017 19:10	8.7	29.50	80.6	7.7	74.39	80.7	8.4	29.61	80.7	8.9	29.49	79.4	9.0	29.84	80.4
02/24/2017 19:20	8.7	29.45	80.5	7.7	74.24	80.6	8.4	29.56	80.6	8.9	29.43	79.3	9.0	29.79	80.2
02/24/2017 19:30	8.7	29.41	80.4	7.7	74.13	80.4	8.4	29.50	80.5	8.9	29.38	79.2	9.0	29.74	80.1

Date/Time	GW7i F	GW7i T	GW7o	GW8i F	GW8i T	GW8o	GW9i F	GW9i T	GW9o	GW10i F	GW10i T	GW10o	GW11i F	GW11i T	GW11o
02/24/2017 19:40	8.7	29.36	80.3	7.7	74.00	80.3	8.4	29.46	80.4	8.9	29.33	79.1	9.0	29.68	80.0
02/24/2017 19:50	8.7	29.30	80.2	7.7	73.88	80.2	8.4	29.40	80.2	8.9	29.26	79.1	9.0	29.64	79.9
02/24/2017 20:00	8.7	29.21	79.9	7.8	73.72	80.1	8.4	29.34	80.1	8.9	29.21	78.9	9.0	29.57	79.8
02/24/2017 20:10	8.7	29.16	79.9	7.7	73.54	80.0	8.4	29.28	80.0	8.9	29.15	78.7	9.0	29.52	79.6
02/24/2017 20:20	8.7	29.06	79.8	7.8	73.30	79.8	8.4	29.19	79.8	8.9	29.05	78.6	9.0	29.42	79.5
02/24/2017 20:30	8.7	28.90	79.6	7.8	72.99	79.5	8.4	29.05	79.6	8.9	28.91	78.4	9.0	29.29	79.3
02/24/2017 20:40	8.6	28.79	79.3	7.8	72.70	79.3	8.4	28.91	79.3	8.9	28.79	78.2	9.0	29.17	79.0
02/24/2017 20:50	8.7	28.66	79.1	7.8	72.40	79.1	8.4	28.79	79.1	8.9	28.66	77.9	9.0	29.06	78.9
02/24/2017 21:00	8.6	28.57	79.0	7.8	72.15	78.9	8.4	28.70	79.0	8.9	28.57	77.7	9.0	28.96	78.7
02/24/2017 21:10	8.6	28.47	78.8	7.8	71.91	78.8	8.4	28.59	78.8	8.9	28.46	77.5	9.0	28.86	78.4
02/24/2017 21:20	8.6	28.36	78.5	7.8	71.65	78.6	8.4	28.49	78.5	8.9	28.36	77.3	9.0	28.75	78.2
02/24/2017 21:30	8.6	28.21	78.3	7.8	71.31	78.3	8.4	28.35	78.2	8.9	28.20	77.1	9.0	28.62	78.0
02/24/2017 21:40	8.6	28.09	78.1	7.8	71.02	78.1	8.4	28.23	78.1	8.9	28.09	76.8	9.0	28.50	77.7
02/24/2017 21:50	8.6	27.96	77.9	7.8	70.71	77.9	8.4	28.11	77.8	8.9	27.96	76.6	9.0	28.37	77.6
02/24/2017 22:00	8.6	27.84	77.7	7.8	70.38	77.6	8.4	27.98	77.5	8.9	27.83	76.4	9.0	28.24	77.3
02/24/2017 22:10	8.6	27.69	77.5	7.8	70.05	77.4	8.4	27.85	77.3	8.9	27.69	76.1	9.0	28.12	77.0
02/24/2017 22:20	8.6	27.58	77.1	7.8	69.76	77.2	8.4	27.73	77.1	8.9	27.58	75.9	9.0	27.99	76.8
02/24/2017 22:30	8.6	27.41	77.0	7.8	69.39	77.0	8.4	27.57	76.8	8.9	27.42	75.6	9.0	27.84	76.5
02/24/2017 22:40	8.6	27.30	76.9	7.8	69.07	76.7	8.4	27.45	76.5	8.9	27.30	75.3	9.0	27.73	76.3
02/24/2017 22:50	8.6	27.16	76.7	7.8	68.77	76.5	8.4	27.33	76.3	8.9	27.18	75.1	9.0	27.60	76.1
02/24/2017 23:00	8.6	27.02	76.3	7.8	68.45	76.2	8.4	27.20	76.1	8.9	27.04	74.8	9.1	27.47	75.8
02/24/2017 23:10	8.6	26.93	76.2	7.8	68.18	76.0	8.4	27.09	75.9	8.9	26.93	74.6	9.1	27.36	75.6
02/24/2017 23:20	8.6	26.81	75.9	7.8	67.87	75.9	8.4	26.96	75.7	8.9	26.81	74.4	9.1	27.24	75.4
02/24/2017 23:30	8.6	26.69	75.7	7.8	67.62	75.7	8.4	26.86	75.5	8.9	26.71	74.2	9.1	27.14	75.2
02/24/2017 23:40	8.6	26.57	75.5	7.8	67.35	75.4	8.4	26.76	75.2	9.0	26.59	74.0	9.1	27.04	75.0
02/24/2017 23:50	8.6	26.50	75.3	7.8	67.13	75.3	8.4	26.67	75.0	8.9	26.51	73.8	9.1	26.94	74.8
02/25/2017 00:00	8.6	26.40	75.1	7.8	66.86	75.0	8.4	26.55	74.8	9.0	26.41	73.6	9.1	26.84	74.6
02/25/2017 00:10	8.6	26.36	75.1	7.8	66.72	74.9	8.4	26.51	74.7	9.0	26.36	73.5	9.1	26.78	74.4
02/25/2017 00:20	8.6	26.29	74.8	7.8	66.54	74.8	8.4	26.43	74.5	9.0	26.30	73.3	9.1	26.70	74.3
02/25/2017 00:30	8.6	26.16	74.6	7.8	66.26	74.6	8.4	26.32	74.3	8.9	26.17	73.1	9.1	26.60	74.1
02/25/2017 00:40	8.6	26.02	74.4	7.8	65.96	74.3	8.4	26.19	74.1	9.0	26.03	72.8	9.1	26.48	73.8
02/25/2017 00:50	8.6	25.93	74.2	7.8	65.73	74.2	8.4	26.10	73.9	9.0	25.94	72.6	9.1	26.39	73.7
02/25/2017 01:00	8.6	25.89	74.1	7.8	65.59	74.0	8.4	26.04	73.7	9.0	25.89	72.5	9.1	26.33	73.5
02/25/2017 01:10	8.6	25.81	73.9	7.8	65.41	73.9	8.4	25.98	73.6	9.0	25.82	72.3	9.1	26.25	73.3
02/25/2017 01:20	8.6	25.72	73.7	7.8	65.19	73.7	8.4	25.89	73.4	9.0	25.72	72.2	9.1	26.18	73.2

Date/Time	GW7i F	GW7i T	GW7o	GW8i F	GW8i T	GW8o	GW9i F	GW9i T	GW9o	GW10i F	GW10i T	GW10o	GW11i F	GW11i T	GW11o
02/25/2017 01:30	8.6	25.60	73.5	7.8	64.95	73.5	8.4	25.79	73.1	9.0	25.62	71.9	9.1	26.07	73.0
02/25/2017 01:40	8.6	25.56	73.5	7.8	64.77	73.4	8.4	25.72	72.9	9.0	25.56	71.8	9.1	26.00	72.8
02/25/2017 01:50	8.6	25.46	73.3	7.8	64.55	73.2	8.4	25.63	72.8	9.0	25.47	71.7	9.1	25.92	72.7
02/25/2017 02:00	8.6	25.39	73.2	7.8	64.39	73.1	8.4	25.57	72.7	9.0	25.39	71.4	9.1	25.84	72.5
02/25/2017 02:10	8.6	25.33	73.0	7.8	64.20	73.0	8.4	25.49	72.5	9.0	25.33	71.4	9.1	25.78	72.4
02/25/2017 02:20	8.6	25.27	72.7	7.8	64.06	72.8	8.4	25.44	72.4	9.0	25.26	71.2	9.1	25.71	72.2
02/25/2017 02:30	8.6	25.23	72.7	7.8	63.94	72.7	8.4	25.38	72.2	9.0	25.21	71.1	9.1	25.66	72.1
02/25/2017 02:40	8.6	25.19	72.8	7.8	63.80	72.6	8.4	25.33	72.2	9.0	25.18	71.0	9.1	25.61	71.9
02/25/2017 02:50	8.6	25.11	72.7	7.8	63.63	72.5	8.4	25.27	72.0	9.0	25.08	70.8	9.1	25.54	71.8
02/25/2017 03:00	8.6	25.05	72.4	7.8	63.48	72.3	8.4	25.21	71.9	9.0	25.04	70.7	9.1	25.50	71.7
02/25/2017 03:10	8.6	25.00	72.1	7.8	63.36	72.2	8.4	25.16	71.7	9.0	24.98	70.6	9.1	25.44	71.6
02/25/2017 03:20	8.6	24.95	71.9	7.8	63.22	72.1	8.4	25.10	71.6	9.0	24.93	70.5	9.1	25.39	71.5
02/25/2017 03:30	8.6	24.90	71.9	7.8	63.12	72.0	8.4	25.04	71.5	9.0	24.88	70.4	9.1	25.33	71.3
02/25/2017 03:40	8.6	24.87	71.8	7.8	63.02	71.9	8.4	25.01	71.4	9.0	24.85	70.3	9.1	25.29	71.2
02/25/2017 03:50	8.6	24.83	71.8	7.8	62.91	71.8	8.4	24.95	71.3	9.0	24.81	70.1	9.1	25.25	71.1
02/25/2017 04:00	8.6	24.82	71.8	7.8	62.80	71.8	8.4	24.92	71.2	9.0	24.79	70.1	9.1	25.22	71.0
02/25/2017 04:10	8.6	24.77	71.4	7.8	62.73	71.7	8.4	24.89	71.1	9.0	24.73	70.0	9.1	25.17	70.9
02/25/2017 04:20	8.6	24.76	71.3	7.8	62.70	71.6	8.4	24.88	71.1	9.0	24.73	69.9	9.2	25.16	70.9
02/25/2017 04:30	8.6	24.70	71.2	7.8	62.54	71.5	8.4	24.81	70.9	9.0	24.67	69.8	9.2	25.11	70.8
02/25/2017 04:40	8.6	24.69	71.4	7.8	62.48	71.4	8.4	24.79	70.9	9.0	24.66	69.8	9.2	25.08	70.7
02/25/2017 04:50	8.6	24.62	71.2	7.8	62.34	71.3	8.4	24.75	70.7	9.0	24.60	69.7	9.2	25.04	70.6
02/25/2017 05:00	8.6	24.61	71.1	7.8	62.33	71.2	8.4	24.73	70.7	9.0	24.59	69.6	9.2	25.01	70.5
02/25/2017 05:10	8.6	24.57	71.0	7.8	62.24	71.2	8.5	24.69	70.6	9.0	24.54	69.6	9.2	25.00	70.5
02/25/2017 05:20	8.6	24.59	71.1	7.8	62.23	71.1	8.4	24.68	70.6	9.0	24.55	69.5	9.2	24.99	70.4
02/25/2017 05:30	8.6	24.57	71.1	7.8	62.18	71.1	8.4	24.66	70.5	9.0	24.53	69.4	9.2	24.96	70.3
02/25/2017 05:40	8.6	24.54	70.8	7.8	62.11	71.0	8.5	24.64	70.4	9.0	24.52	69.3	9.2	24.93	70.2
02/25/2017 05:50	8.6	24.52	70.7	7.8	62.05	71.0	8.4	24.61	70.3	9.0	24.48	69.3	9.2	24.91	70.1
02/25/2017 06:00	8.6	24.46	70.9	7.8	61.98	70.8	8.4	24.58	70.2	9.0	24.45	69.2	9.2	24.89	70.0
02/25/2017 06:10	8.6	24.43	70.5	7.8	61.84	70.7	8.4	24.54	70.2	9.0	24.40	69.1	9.2	24.83	70.0
02/25/2017 06:20	8.6	24.35	70.3	7.8	61.68	70.6	8.5	24.47	70.0	9.0	24.32	69.0	9.2	24.75	69.8
02/25/2017 06:30	8.6	24.33	70.4	7.8	61.60	70.5	8.4	24.43	70.0	9.0	24.30	68.9	9.2	24.72	69.7
02/25/2017 06:40	8.6	24.25	70.2	7.8	61.43	70.5	8.5	24.37	69.9	9.0	24.22	68.7	9.2	24.67	69.6
02/25/2017 06:50	8.6	24.18	70.1	7.8	61.29	70.3	8.5	24.31	69.6	9.0	24.16	68.6	9.2	24.59	69.5
02/25/2017 07:00	8.6	24.15	70.0	7.8	61.16	70.2	8.4	24.25	69.5	9.0	24.11	68.5	9.2	24.56	69.4
02/25/2017 07:10	8.6	24.10	69.9	7.8	61.04	70.0	8.5	24.21	69.4	9.0	24.07	68.4	9.2	24.51	69.3

Date/Time	GW7i F	GW7i T	GW7o	GW8i F	GW8i T	GW8o	GW9i F	GW9i T	GW9o	GW10i F	GW10i T	GW10o	GW11i F	GW11i T	GW11o
02/25/2017 07:20	8.6	24.07	69.8	7.8	60.98	69.9	8.4	24.18	69.3	9.0	24.04	68.3	9.2	24.47	69.1
02/25/2017 07:30	8.6	24.04	69.8	7.8	60.84	69.9	8.5	24.13	69.2	9.0	24.01	68.2	9.2	24.43	69.1
02/25/2017 07:40	8.6	23.96	69.5	7.8	60.67	69.8	8.5	24.08	69.1	9.0	23.94	68.0	9.2	24.36	69.0
02/25/2017 07:50	8.6	23.91	69.4	7.8	60.55	69.7	8.5	24.02	69.0	9.0	23.89	67.9	9.2	24.31	68.8
02/25/2017 08:00	8.6	23.91	69.4	7.8	60.49	69.6	8.4	23.98	68.8	9.0	23.88	67.8	9.2	24.29	68.7
02/25/2017 08:10	8.6	23.93	69.2	7.8	60.46	69.5	8.5	23.98	68.8	9.0	23.89	67.8	9.2	24.28	68.7
02/25/2017 08:20	8.6	23.99	69.3	7.8	60.53	69.6	8.5	24.00	68.8	9.0	23.96	67.8	9.2	24.30	68.7
02/25/2017 08:30	8.6	23.98	69.4	7.8	60.53	69.5	8.5	24.00	68.8	9.0	23.95	67.9	9.2	24.30	68.6
02/25/2017 08:40	8.6	24.05	69.3	7.8	60.64	69.5	8.5	24.05	68.9	9.0	24.03	68.0	9.2	24.34	68.6
02/25/2017 08:50	8.6	24.09	69.4	7.8	60.73	69.6	8.5	24.09	68.9	9.0	24.07	68.0	9.2	24.36	68.7
02/25/2017 09:00	8.6	24.11	69.2	7.8	60.74	69.5	8.5	24.09	68.8	9.0	24.09	68.0	9.2	24.37	68.7
02/25/2017 09:10	8.6	24.12	69.4	7.8	60.77	69.5	8.5	24.10	68.9	9.0	24.07	67.9	9.2	24.39	68.7
02/25/2017 09:20	8.6	24.20	69.4	7.8	60.92	69.5	8.5	24.15	68.9	9.0	24.16	68.1	9.2	24.44	68.7
02/25/2017 09:30	8.6	24.23	69.5	7.8	60.96	69.6	8.5	24.17	68.9	9.0	24.17	68.1	9.2	24.46	68.7
02/25/2017 09:40	8.6	24.32	69.5	7.8	61.09	69.7	8.5	24.23	69.0	9.0	24.25	68.2	9.2	24.52	68.8
02/25/2017 09:50	8.6	24.35	69.4	7.8	61.18	69.8	8.5	24.26	69.1	9.0	24.27	68.2	9.2	24.56	68.8
02/25/2017 10:00	8.6	24.43	69.5	7.8	61.33	69.8	8.5	24.32	69.1	9.0	24.34	68.3	9.2	24.61	68.8
02/25/2017 10:10	8.6	24.54	69.6	7.8	61.49	69.8	8.5	24.39	69.2	9.0	24.43	68.5	9.2	24.69	68.9
02/25/2017 10:20	8.6	24.53	69.6	7.8	61.54	69.9	8.5	24.40	69.3	9.0	24.43	68.5	9.2	24.70	68.9
02/25/2017 10:30	8.6	24.64	69.7	7.8	61.73	69.9	8.5	24.50	69.3	9.0	24.54	68.5	9.2	24.79	69.0
02/25/2017 10:40	8.6	24.73	69.9	7.8	61.95	70.0	8.5	24.58	69.5	9.0	24.64	68.7	9.2	24.87	69.2
02/25/2017 10:50	8.6	24.80	69.9	7.8	62.11	70.1	8.5	24.64	69.5	9.0	24.70	68.8	9.2	24.93	69.2
02/25/2017 11:00	8.6	24.86	70.0	7.8	62.26	70.2	8.5	24.71	69.6	9.0	24.76	68.9	9.2	25.00	69.3
02/25/2017 11:10	8.6	24.96	69.9	7.8	62.44	70.4	8.5	24.80	69.8	9.0	24.86	69.1	9.2	25.08	69.4
02/25/2017 11:20	8.6	24.98	70.1	7.8	62.55	70.4	8.5	24.83	69.9	9.0	24.88	69.2	9.2	25.11	69.5
02/25/2017 11:30	8.6	25.05	70.3	7.8	62.69	70.4	8.5	24.89	70.0	9.0	24.95	69.2	9.2	25.18	69.6
02/25/2017 11:40	8.6	25.14	70.4	7.8	62.83	70.5	8.5	24.96	70.0	9.0	25.02	69.4	9.2	25.23	69.7
02/25/2017 11:50	8.6	25.23	70.3	7.8	63.08	70.7	8.5	25.06	70.1	9.0	25.12	69.5	9.2	25.32	69.8
02/25/2017 12:00	8.6	25.34	70.4	7.8	63.26	70.7	8.4	25.15	70.2	9.0	25.22	69.7	9.2	25.40	69.9
02/25/2017 12:10	8.6	25.37	70.7	7.8	63.41	70.8	8.4	25.21	70.3	9.0	25.26	69.8	9.2	25.46	70.1
02/25/2017 12:20	8.6	25.41	70.6	7.8	63.50	70.9	8.5	25.27	70.4	9.0	25.30	69.8	9.1	25.51	70.2
02/25/2017 12:30	8.6	25.48	70.7	7.8	63.70	71.0	8.5	25.33	70.5	9.0	25.38	69.9	9.1	25.57	70.2
02/25/2017 12:40	8.6	25.54	70.9	7.8	63.80	71.1	8.4	25.39	70.6	9.0	25.43	70.0	9.1	25.61	70.3
02/25/2017 12:50	8.6	25.59	71.0	7.8	63.96	71.2	8.4	25.45	70.7	9.0	25.51	70.1	9.2	25.66	70.4
02/25/2017 13:00	8.6	25.63	71.0	7.8	64.06	71.2	8.4	25.47	70.7	9.0	25.54	70.2	9.1	25.70	70.4

Date/Time	GW7i F	GW7i T	GW7o	GW8i F	GW8i T	GW8o	GW9i F	GW9i T	GW9o	GW10i F	GW10i T	GW10o	GW11i F	GW11i T	GW11o
02/25/2017 13:10	8.6	25.69	71.0	7.8	64.20	71.3	8.4	25.55	70.8	9.0	25.60	70.3	9.1	25.79	70.5
02/25/2017 13:20	8.6	25.73	71.1	7.8	64.33	71.3	8.4	25.60	70.9	9.0	25.65	70.4	9.1	25.83	70.6
02/25/2017 13:30	8.6	25.77	71.1	7.8	64.42	71.4	8.4	25.64	70.9	9.0	25.69	70.5	9.1	25.86	70.7
02/25/2017 13:40	8.6	25.82	71.1	7.8	64.55	71.5	8.4	25.70	71.1	9.0	25.74	70.5	9.1	25.92	70.7
02/25/2017 13:50	8.6	25.88	71.3	7.8	64.69	71.5	8.4	25.74	71.2	9.0	25.79	70.6	9.1	25.96	70.8
02/25/2017 14:00	8.6	25.92	71.3	7.8	64.79	71.6	8.4	25.79	71.3	9.0	25.84	70.8	9.1	26.00	70.9
02/25/2017 14:10	8.6	26.00	71.4	7.8	64.99	71.7	8.4	25.87	71.4	9.0	25.91	70.8	9.1	26.09	71.0
02/25/2017 14:20	8.6	26.04	71.4	7.8	65.11	71.8	8.4	25.93	71.4	9.0	25.95	71.0	9.1	26.13	71.1
02/25/2017 14:30	8.6	26.08	71.4	7.8	65.19	71.8	8.4	25.98	71.5	9.0	26.00	71.0	9.1	26.18	71.1
02/25/2017 14:40	8.6	26.11	71.5	7.8	65.35	71.9	8.4	26.02	71.6	9.0	26.06	71.1	9.1	26.23	71.2
02/25/2017 14:50	8.6	26.17	71.6	7.8	65.43	72.0	8.4	26.06	71.7	9.0	26.09	71.2	9.1	26.26	71.3
02/25/2017 15:00	8.6	26.18	71.7	7.8	65.53	72.1	8.4	26.10	71.7	9.0	26.11	71.2	9.1	26.30	71.3
02/25/2017 15:10	8.6	26.24	71.7	7.8	65.64	72.1	8.4	26.14	71.8	9.0	26.16	71.3	9.1	26.35	71.4
02/25/2017 15:20	8.6	26.28	71.7	7.8	65.78	72.2	8.4	26.21	71.9	9.0	26.20	71.4	9.1	26.40	71.5
02/25/2017 15:30	8.6	26.33	71.8	7.8	65.88	72.3	8.4	26.27	72.0	9.0	26.26	71.5	9.1	26.46	71.5
02/25/2017 15:40	8.6	26.26	71.7	7.8	65.83	72.3	8.4	26.25	72.1	9.0	26.19	71.4	9.1	26.45	71.5
02/25/2017 15:50	8.6	26.26	71.7	7.8	65.88	72.3	8.4	26.25	72.0	9.0	26.20	71.4	9.1	26.46	71.6
02/25/2017 16:00	8.6	26.31	71.8	7.7	65.92	72.3	8.4	26.27	72.1	9.0	26.25	71.4	9.0	26.48	71.6
02/25/2017 16:10	8.6	26.37	71.8	7.7	66.04	72.4	8.4	26.33	72.2	9.0	26.30	71.5	9.0	26.50	71.7
02/25/2017 16:20	8.6	26.37	72.0	7.7	66.10	72.4	8.4	26.34	72.2	9.0	26.31	71.6	9.0	26.52	71.7
02/25/2017 16:30	8.6	26.38	72.0	7.7	66.12	72.5	8.4	26.38	72.2	9.0	26.31	71.5	9.0	26.55	71.7
02/25/2017 16:40	8.6	26.38	71.9	7.7	66.17	72.5	8.4	26.40	72.3	9.0	26.33	71.6	9.0	26.56	71.8
02/25/2017 16:50	8.6	26.37	72.0	7.7	66.19	72.5	8.4	26.40	72.3	9.0	26.32	71.6	9.0	26.57	71.8
02/25/2017 17:00	8.6	26.39	72.0	7.7	66.22	72.5	8.4	26.41	72.3	9.0	26.34	71.6	9.0	26.58	71.8
02/25/2017 17:10	8.6	26.35	72.0	7.7	66.18	72.5	8.4	26.40	72.3	9.0	26.32	71.6	9.0	26.57	71.8
02/25/2017 17:20	8.6	26.32	71.8	7.7	66.13	72.5	8.4	26.37	72.3	9.0	26.28	71.5	9.1	26.55	71.8
02/25/2017 17:30	8.6	26.27	71.8	7.7	66.11	72.4	8.4	26.33	72.3	9.0	26.24	71.4	9.0	26.53	71.7
02/25/2017 17:40	8.6	26.22	71.7	7.7	66.00	72.4	8.4	26.29	72.2	9.0	26.18	71.4	9.0	26.49	71.7
02/25/2017 17:50	8.6	26.13	71.6	7.7	65.87	72.3	8.4	26.23	72.0	9.0	26.11	71.2	9.0	26.44	71.6
02/25/2017 18:00	8.6	26.08	71.6	7.7	65.78	72.2	8.4	26.15	72.0	9.0	26.05	71.1	9.0	26.39	71.5
02/25/2017 18:10	8.6	26.03	71.4	7.7	65.67	72.2	8.4	26.11	71.9	9.0	26.00	71.0	9.0	26.36	71.4
02/25/2017 18:20	8.6	26.00	71.4	7.7	65.56	72.2	8.4	26.07	71.8	9.0	25.97	71.0	9.0	26.31	71.4
02/25/2017 18:30	8.6	25.95	71.3	7.7	65.44	72.0	8.4	26.01	71.7	9.0	25.91	70.8	9.0	26.27	71.3
02/25/2017 18:40	8.6	25.91	71.2	7.7	65.37	72.0	8.4	25.98	71.7	9.0	25.88	70.8	9.1	26.22	71.2
02/25/2017 18:50	8.6	25.87	71.3	7.7	65.26	71.9	8.4	25.94	71.6	9.0	25.83	70.7	9.1	26.19	71.1

Date/Time	GW7i F	GW7i T	GW7o	GW8i F	GW8i T	GW8o	GW9i F	GW9i T	GW9o	GW10i F	GW10i T	GW10o	GW11i F	GW11i T	GW11o
02/25/2017 19:00	8.6	25.82	71.3	7.7	65.15	71.8	8.4	25.90	71.5	9.0	25.79	70.6	9.1	26.14	71.0
02/25/2017 19:10	8.6	25.80	71.0	7.7	65.08	71.7	8.4	25.86	71.5	9.0	25.76	70.6	9.1	26.10	71.0
02/25/2017 19:20	8.6	25.77	71.0	7.7	64.99	71.7	8.4	25.83	71.4	9.0	25.73	70.5	9.1	26.09	70.9
02/25/2017 19:30	8.6	25.75	70.9	7.7	64.94	71.7	8.4	25.82	71.4	9.0	25.71	70.5	9.1	26.07	70.9
02/25/2017 19:40	8.6	25.73	70.9	7.7	64.85	71.6	8.4	25.78	71.3	9.0	25.69	70.4	9.1	26.03	70.9
02/25/2017 19:50	8.6	25.70	70.9	7.7	64.78	71.5	8.4	25.74	71.2	9.0	25.65	70.3	9.1	26.00	70.8
02/25/2017 20:00	8.6	25.69	70.9	7.7	64.72	71.5	8.4	25.73	71.2	9.0	25.65	70.3	9.1	25.97	70.7
02/25/2017 20:10	8.6	25.69	70.8	7.7	64.72	71.5	8.4	25.73	71.2	9.0	25.63	70.3	9.1	25.97	70.8
02/25/2017 20:20	8.6	25.68	70.9	7.7	64.66	71.5	8.4	25.70	71.2	9.0	25.61	70.3	9.1	25.96	70.7
02/25/2017 20:30	8.6	25.66	70.9	7.7	64.63	71.5	8.4	25.69	71.1	9.0	25.61	70.2	9.1	25.93	70.7
02/25/2017 20:40	8.6	25.68	70.9	7.7	64.64	71.5	8.4	25.70	71.2	9.0	25.61	70.2	9.1	25.94	70.6
02/25/2017 20:50	8.6	25.69	70.9	7.7	64.66	71.5	8.4	25.72	71.2	9.0	25.61	70.2	9.1	25.95	70.7
02/25/2017 21:00	8.6	25.69	70.8	7.7	64.65	71.5	8.4	25.73	71.2	9.0	25.62	70.3	9.1	25.95	70.7
02/25/2017 21:10	8.6	25.69	70.8	7.7	64.63	71.5	8.4	25.71	71.1	9.0	25.61	70.2	9.1	25.93	70.7
02/25/2017 21:20	8.6	25.66	70.7	7.7	64.56	71.4	8.4	25.70	71.1	9.0	25.60	70.1	9.1	25.91	70.6
02/25/2017 21:30	8.6	25.61	70.7	7.7	64.49	71.4	8.4	25.65	71.1	9.0	25.55	70.1	9.1	25.88	70.6
02/25/2017 21:40	8.6	25.61	70.6	7.7	64.53	71.4	8.4	25.65	71.1	9.0	25.57	70.0	9.1	25.89	70.5
02/25/2017 21:50	8.6	25.58	70.5	7.7	64.44	71.3	8.4	25.62	71.0	9.0	25.52	70.0	9.1	25.85	70.5
02/25/2017 22:00	8.6	25.54	70.6	7.7	64.31	71.2	8.4	25.57	70.9	9.0	25.46	70.0	9.1	25.80	70.4
02/25/2017 22:10	8.6	25.49	70.4	7.7	64.20	71.2	8.4	25.53	70.8	9.0	25.42	69.9	9.1	25.75	70.3
02/25/2017 22:20	8.6	25.47	70.5	7.7	64.13	71.1	8.4	25.51	70.7	9.0	25.41	69.7	9.1	25.74	70.3
02/25/2017 22:30	8.6	25.45	70.4	7.7	64.12	71.1	8.4	25.48	70.7	9.0	25.38	69.8	9.1	25.70	70.2
02/25/2017 22:40	8.6	25.44	70.4	7.7	64.12	71.0	8.4	25.46	70.7	9.0	25.37	69.8	9.1	25.69	70.1
02/25/2017 22:50	8.6	25.41	70.3	7.7	64.02	70.9	8.4	25.44	70.6	9.0	25.33	69.7	9.1	25.67	70.1
02/25/2017 23:00	8.6	25.34	70.3	7.7	63.84	70.9	8.4	25.37	70.6	9.0	25.25	69.6	9.1	25.61	70.0
02/25/2017 23:10	8.6	25.35	70.2	7.7	63.84	70.8	8.4	25.38	70.5	9.0	25.26	69.6	9.1	25.61	70.0
02/25/2017 23:20	8.6	25.31	70.1	7.7	63.77	70.8	8.4	25.34	70.5	9.0	25.25	69.5	9.1	25.58	70.0
02/25/2017 23:30	8.6	25.29	70.1	7.7	63.72	70.7	8.4	25.33	70.4	9.0	25.24	69.5	9.1	25.56	69.9
02/25/2017 23:40	8.6	25.26	70.1	7.7	63.63	70.7	8.4	25.29	70.3	9.0	25.18	69.4	9.1	25.53	69.8
02/25/2017 23:50	8.6	25.21	70.1	7.7	63.53	70.6	8.4	25.25	70.3	9.0	25.13	69.3	9.1	25.50	69.7
02/26/2017 00:00	8.6	25.20	70.1	7.7	63.45	70.5	8.4	25.23	70.2	9.0	25.13	69.3	9.1	25.46	69.7
02/26/2017 00:10	8.6	25.21	69.9	7.7	63.53	70.5	8.4	25.25	70.2	9.0	25.13	69.3	9.1	25.49	69.7
02/26/2017 00:20	8.6	25.18	70.0	7.7	63.43	70.5	8.4	25.21	70.2	9.0	25.09	69.2	9.1	25.45	69.7
02/26/2017 00:30	8.6	25.14	69.8	7.7	63.34	70.5	8.4	25.17	70.1	9.0	25.06	69.2	9.1	25.41	69.6
02/26/2017 00:40	8.6	25.09	69.7	7.7	63.24	70.3	8.4	25.13	69.9	9.0	25.02	69.0	9.1	25.38	69.5

Date/Time	GW7i F	GW7i T	GW7o	GW8i F	GW8i T	GW8o	GW9i F	GW9i T	GW9o	GW10i F	GW10i T	GW10o	GW11i F	GW11i T	GW11o
02/26/2017 00:50	8.6	25.05	69.8	7.7	63.19	70.3	8.4	25.09	69.9	9.0	24.97	68.9	9.1	25.35	69.4
02/26/2017 01:00	8.6	25.01	69.6	7.8	63.10	70.3	8.4	25.05	69.9	9.0	24.93	68.9	9.1	25.30	69.3
02/26/2017 01:10	8.6	25.00	69.4	7.7	63.07	70.2	8.4	25.03	69.8	9.0	24.93	68.9	9.1	25.29	69.3
02/26/2017 01:20	8.6	24.99	69.5	7.7	63.02	70.1	8.4	25.01	69.8	9.0	24.93	68.8	9.1	25.28	69.2
02/26/2017 01:30	8.6	25.01	69.5	7.7	63.02	70.1	8.4	25.02	69.8	9.0	24.93	68.8	9.1	25.28	69.2
02/26/2017 01:40	8.6	24.99	69.5	7.7	62.93	70.2	8.4	25.01	69.8	9.0	24.89	68.8	9.1	25.25	69.2
02/26/2017 01:50	8.6	24.97	69.4	7.7	62.92	70.1	8.4	25.00	69.7	9.0	24.89	68.7	9.1	25.25	69.2
02/26/2017 02:00	8.6	24.94	69.4	7.7	62.88	70.0	8.4	24.98	69.7	9.0	24.87	68.6	9.1	25.24	69.2
02/26/2017 02:10	8.6	24.91	69.4	7.7	62.88	70.0	8.4	24.96	69.6	9.0	24.84	68.6	9.1	25.23	69.1
02/26/2017 02:20	8.6	24.88	69.2	7.7	62.77	70.0	8.4	24.91	69.5	9.0	24.81	68.5	9.1	25.19	69.1
02/26/2017 02:30	8.6	24.84	69.3	7.7	62.69	69.9	8.4	24.88	69.4	9.0	24.76	68.5	9.1	25.14	68.9
02/26/2017 02:40	8.6	24.79	69.1	7.7	62.58	69.8	8.4	24.84	69.4	9.0	24.71	68.4	9.1	25.11	68.9
02/26/2017 02:50	8.6	24.76	69.0	7.7	62.53	69.7	8.4	24.82	69.3	9.0	24.71	68.3	9.1	25.11	68.8
02/26/2017 03:00	8.6	24.75	69.0	7.7	62.54	69.7	8.4	24.82	69.3	9.0	24.70	68.3	9.1	25.12	68.8
02/26/2017 03:10	8.6	24.73	68.9	7.7	62.52	69.6	8.4	24.81	69.3	9.0	24.69	68.3	9.1	25.09	68.7
02/26/2017 03:20	8.6	24.73	68.9	7.7	62.47	69.6	8.4	24.79	69.2	9.0	24.66	68.2	9.1	25.07	68.7
02/26/2017 03:30	8.6	24.73	68.9	7.7	62.41	69.6	8.4	24.78	69.2	9.0	24.65	68.2	9.1	25.05	68.7
02/26/2017 03:40	8.6	24.72	69.0	7.7	62.35	69.6	8.4	24.77	69.2	9.0	24.65	68.2	9.1	25.02	68.7
02/26/2017 03:50	8.6	24.68	68.8	7.7	62.33	69.6	8.4	24.75	69.1	9.0	24.62	68.2	9.1	25.01	68.6
02/26/2017 04:00	8.6	24.65	68.8	7.7	62.32	69.4	8.4	24.73	69.1	9.0	24.59	68.1	9.1	25.01	68.5
02/26/2017 04:10	8.6	24.63	68.7	7.8	62.26	69.4	8.4	24.70	69.0	9.0	24.56	68.0	9.1	24.98	68.5
02/26/2017 04:20	8.6	24.61	68.8	7.8	62.23	69.4	8.4	24.69	69.0	9.0	24.54	68.0	9.1	24.97	68.5
02/26/2017 04:30	8.6	24.61	68.7	7.7	62.17	69.4	8.4	24.68	68.9	9.0	24.53	68.0	9.1	24.95	68.5
02/26/2017 04:40	8.6	24.59	68.7	7.8	62.12	69.4	8.4	24.65	68.9	9.0	24.53	67.9	9.1	24.93	68.4
02/26/2017 04:50	8.6	24.57	68.7	7.7	62.09	69.3	8.4	24.64	68.9	9.0	24.53	67.9	9.1	24.92	68.3
02/26/2017 05:00	8.6	24.57	68.6	7.8	62.08	69.2	8.4	24.64	68.8	9.0	24.52	67.9	9.1	24.91	68.3
02/26/2017 05:10	8.6	24.57	68.5	7.8	62.03	69.3	8.4	24.63	68.8	9.0	24.52	67.9	9.1	24.90	68.3
02/26/2017 05:20	8.6	24.57	68.5	7.7	62.03	69.2	8.4	24.63	68.8	9.0	24.53	67.8	9.1	24.90	68.3
02/26/2017 05:30	8.6	24.57	68.5	7.8	62.03	69.2	8.4	24.62	68.8	9.0	24.51	67.8	9.1	24.90	68.3
02/26/2017 05:40	8.6	24.57	68.6	7.7	62.04	69.3	8.4	24.63	68.8	9.0	24.53	67.8	9.1	24.89	68.3
02/26/2017 05:50	8.6	24.56	68.5	7.7	62.02	69.1	8.4	24.61	68.7	9.0	24.49	67.8	9.1	24.89	68.2
02/26/2017 06:00	8.6	24.54	68.4	7.8	62.00	69.1	8.4	24.61	68.7	9.0	24.48	67.7	9.1	24.89	68.2
02/26/2017 06:10	8.6	24.54	68.3	7.8	61.96	69.1	8.4	24.59	68.7	9.0	24.46	67.7	9.1	24.86	68.2
02/26/2017 06:20	8.6	24.53	68.4	7.7	61.93	69.1	8.4	24.59	68.6	9.0	24.45	67.6	9.1	24.86	68.1
02/26/2017 06:30	8.6	24.51	68.3	7.7	61.92	69.1	8.4	24.57	68.6	9.0	24.45	67.7	9.1	24.86	68.1

Date/Time	GW7i F	GW7i T	GW7o	GW8i F	GW8i T	GW8o	GW9i F	GW9i T	GW9o	GW10i F	GW10i T	GW10o	GW11i F	GW11i T	GW11o
02/26/2017 06:40	8.6	24.49	68.2	7.7	61.88	69.0	8.4	24.57	68.6	9.0	24.41	67.6	9.1	24.84	68.1
02/26/2017 06:50	8.6	24.45	68.3	7.8	61.83	69.0	8.4	24.54	68.5	9.0	24.41	67.5	9.1	24.82	68.1
02/26/2017 07:00	8.6	24.45	68.3	7.7	61.81	68.9	8.4	24.53	68.5	9.0	24.41	67.5	9.1	24.81	68.0
02/26/2017 07:10	8.6	24.45	68.1	7.7	61.74	68.9	8.4	24.52	68.5	9.0	24.37	67.5	9.1	24.80	68.0
02/26/2017 07:20	8.6	24.45	68.1	7.8	61.73	68.9	8.4	24.50	68.5	9.0	24.37	67.5	9.1	24.77	67.9
02/26/2017 07:30	8.6	24.45	68.2	7.8	61.73	68.8	8.4	24.51	68.4	9.0	24.37	67.4	9.1	24.77	67.9
02/26/2017 07:40	8.6	24.45	68.1	7.7	61.77	68.8	8.4	24.52	68.4	9.0	24.40	67.4	9.1	24.79	67.9
02/26/2017 07:50	8.6	24.52	68.0	7.8	61.87	68.8	8.4	24.56	68.5	9.0	24.46	67.5	9.1	24.83	67.9
02/26/2017 08:00	8.6	24.57	68.2	7.7	61.98	69.0	8.4	24.61	68.5	9.0	24.50	67.6	9.1	24.88	68.0
02/26/2017 08:10	8.6	24.62	68.3	7.8	62.06	69.0	8.4	24.65	68.6	9.0	24.55	67.7	9.1	24.93	68.0
02/26/2017 08:20	8.6	24.70	68.4	7.7	62.26	69.1	8.4	24.72	68.7	9.0	24.64	67.8	9.1	24.98	68.2
02/26/2017 08:30	8.6	24.78	68.5	7.8	62.38	69.2	8.4	24.78	68.8	9.0	24.71	67.8	9.1	25.05	68.2
02/26/2017 08:40	8.6	24.88	68.5	7.8	62.58	69.3	8.4	24.86	68.9	9.0	24.80	68.0	9.1	25.12	68.4
02/26/2017 08:50	8.6	24.94	68.7	7.8	62.72	69.4	8.4	24.92	69.0	9.0	24.87	68.1	9.1	25.18	68.5
02/26/2017 09:00	8.6	25.01	68.7	7.7	62.92	69.5	8.4	25.01	69.1	9.0	24.94	68.3	9.1	25.26	68.6
02/26/2017 09:10	8.6	25.08	68.8	7.7	63.10	69.6	8.4	25.08	69.2	9.0	25.01	68.4	9.1	25.32	68.7
02/26/2017 09:20	8.6	25.15	68.9	7.8	63.21	69.7	8.4	25.14	69.4	9.0	25.07	68.5	9.1	25.39	68.8
02/26/2017 09:30	8.6	25.19	69.0	7.7	63.37	69.8	8.4	25.19	69.4	9.0	25.11	68.6	9.1	25.43	68.9
02/26/2017 09:40	8.6	25.27	69.1	7.7	63.51	69.9	8.4	25.27	69.6	9.0	25.19	68.7	9.1	25.50	69.0
02/26/2017 09:50	8.6	25.33	69.3	7.7	63.68	70.0	8.4	25.32	69.7	9.0	25.25	68.8	9.1	25.55	69.1
02/26/2017 10:00	8.6	25.40	69.2	7.7	63.84	70.1	8.4	25.41	69.8	9.0	25.34	68.9	9.1	25.63	69.2
02/26/2017 10:10	8.6	25.48	69.4	7.7	64.03	70.1	8.4	25.47	69.9	9.0	25.42	69.1	9.1	25.69	69.3
02/26/2017 10:20	8.6	25.55	69.5	7.7	64.17	70.3	8.4	25.55	70.0	9.0	25.49	69.2	9.1	25.76	69.5
02/26/2017 10:30	8.6	25.62	69.7	7.7	64.38	70.4	8.4	25.61	70.1	9.0	25.56	69.3	9.1	25.84	69.6
02/26/2017 10:40	8.6	25.68	69.8	7.7	64.50	70.5	8.4	25.68	70.2	9.0	25.62	69.4	9.1	25.90	69.7
02/26/2017 10:50	8.6	25.71	69.8	7.7	64.67	70.6	8.4	25.73	70.3	9.0	25.66	69.6	9.1	25.95	69.8
02/26/2017 11:00	8.6	25.77	69.9	7.7	64.76	70.7	8.4	25.77	70.4	9.0	25.71	69.6	9.1	26.00	69.8
02/26/2017 11:10	8.6	25.81	69.9	7.7	64.88	70.7	8.4	25.82	70.5	9.0	25.75	69.7	9.1	26.04	69.9
02/26/2017 11:20	8.6	25.84	70.0	7.7	64.99	70.8	8.4	25.85	70.5	9.0	25.78	69.8	9.1	26.09	70.0
02/26/2017 11:30	8.6	25.86	70.0	7.7	65.08	70.9	8.4	25.88	70.5	9.0	25.80	69.7	9.1	26.11	70.1
02/26/2017 11:40	8.6	25.90	70.1	7.7	65.14	70.9	8.4	25.93	70.7	9.0	25.85	69.9	9.1	26.15	70.2
02/26/2017 11:50	8.6	25.94	70.1	7.7	65.24	70.9	8.4	25.97	70.7	9.0	25.89	70.0	9.1	26.19	70.2
02/26/2017 12:00	8.6	26.00	70.3	7.7	65.38	71.0	8.4	26.01	70.8	9.0	25.95	70.1	9.1	26.23	70.2
02/26/2017 12:10	8.6	26.06	70.3	7.7	65.48	71.1	8.4	26.07	70.9	9.0	26.00	70.2	9.1	26.29	70.4
02/26/2017 12:20	8.6	26.11	70.4	7.7	65.65	71.2	8.4	26.13	71.0	9.0	26.06	70.3	9.1	26.35	70.5

Date/Time	GW7i F	GW7i T	GW7o	GW8i F	GW8i T	GW8o	GW9i F	GW9i T	GW9o	GW10i F	GW10i T	GW10o	GW11i F	GW11i T	GW11o
02/26/2017 12:30	8.6	26.18	70.5	7.7	65.79	71.3	8.4	26.18	71.1	9.0	26.12	70.3	9.0	26.41	70.6
02/26/2017 12:40	8.6	26.24	70.6	7.7	65.90	71.4	8.4	26.24	71.2	9.0	26.18	70.5	9.1	26.46	70.6
02/26/2017 12:50	8.6	26.31	70.7	7.7	66.09	71.5	8.4	26.30	71.3	9.0	26.24	70.6	9.1	26.52	70.7
02/26/2017 13:00	8.6	26.35	70.8	7.7	66.20	71.6	8.4	26.36	71.4	9.0	26.30	70.6	9.0	26.58	70.9
02/26/2017 13:10	8.6	26.40	70.9	7.7	66.36	71.7	8.4	26.42	71.5	9.0	26.35	70.7	9.0	26.63	70.9
02/26/2017 13:20	8.6	26.50	70.9	7.7	66.52	71.8	8.4	26.48	71.7	9.0	26.42	70.9	9.0	26.70	71.0
02/26/2017 13:30	8.6	26.56	71.1	7.7	66.69	71.9	8.4	26.55	71.8	9.0	26.50	71.0	9.0	26.76	71.2
02/26/2017 13:40	8.6	26.65	71.3	7.7	66.86	72.1	8.4	26.64	71.9	9.0	26.59	71.2	9.0	26.84	71.3
02/26/2017 13:50	8.6	26.74	71.3	7.7	67.10	72.2	8.4	26.72	72.1	9.0	26.68	71.4	9.0	26.92	71.4
02/26/2017 14:00	8.6	26.84	71.6	7.7	67.29	72.3	8.4	26.81	72.2	9.0	26.77	71.5	9.0	27.01	71.6
02/26/2017 14:10	8.6	26.93	71.7	7.7	67.52	72.5	8.4	26.90	72.3	9.0	26.87	71.7	9.0	27.09	71.8
02/26/2017 14:20	8.6	27.01	71.8	7.7	67.71	72.6	8.4	26.98	72.5	9.0	26.95	71.9	9.0	27.18	71.9
02/26/2017 14:30	8.6	27.07	71.9	7.7	67.88	72.7	8.4	27.04	72.6	9.0	27.00	71.9	9.0	27.24	72.0
02/26/2017 14:40	8.6	27.11	72.0	7.7	67.99	72.8	8.4	27.09	72.7	9.0	27.06	72.0	9.0	27.31	72.1
02/26/2017 14:50	8.6	27.20	72.2	7.7	68.18	73.0	8.4	27.16	72.9	9.0	27.14	72.2	9.0	27.36	72.2
02/26/2017 15:00	8.6	27.25	72.2	7.7	68.36	73.1	8.4	27.24	73.0	9.0	27.20	72.3	9.0	27.44	72.3
02/26/2017 15:10	8.6	27.28	72.4	7.7	68.47	73.1	8.4	27.27	73.0	9.0	27.23	72.3	9.0	27.48	72.4
02/26/2017 15:20	8.6	27.32	72.4	7.7	68.58	73.2	8.4	27.31	73.1	9.0	27.26	72.4	9.0	27.52	72.5
02/26/2017 15:30	8.6	27.31	72.4	7.7	68.63	73.3	8.3	27.33	73.2	9.0	27.25	72.5	9.0	27.53	72.5
02/26/2017 15:40	8.6	27.32	72.4	7.7	68.63	73.3	8.3	27.33	73.2	9.0	27.27	72.5	9.0	27.56	72.6
02/26/2017 15:50	8.6	27.30	72.5	7.7	68.63	73.3	8.3	27.33	73.3	9.0	27.26	72.5	9.0	27.55	72.6
02/26/2017 16:00	8.6	27.25	72.4	7.7	68.53	73.2	8.3	27.28	73.2	9.0	27.20	72.4	9.0	27.50	72.6
02/26/2017 16:10	8.6	27.25	72.4	7.7	68.53	73.2	8.4	27.27	73.2	9.0	27.19	72.5	9.0	27.49	72.5
02/26/2017 16:20	8.6	27.23	72.4	7.7	68.54	73.2	8.3	27.27	73.2	9.0	27.19	72.4	9.0	27.50	72.5
02/26/2017 16:30	8.6	27.23	72.4	7.7	68.53	73.2	8.3	27.29	73.2	9.0	27.19	72.4	9.0	27.50	72.5
02/26/2017 16:40	8.6	27.23	72.4	7.7	68.53	73.2	8.3	27.29	73.2	9.0	27.20	72.4	9.0	27.52	72.5
02/26/2017 16:50	8.6	27.21	72.4	7.7	68.53	73.2	8.3	27.27	73.2	9.0	27.17	72.4	9.0	27.49	72.5
02/26/2017 17:00	8.6	27.18	72.3	7.7	68.44	73.3	8.3	27.24	73.2	9.0	27.14	72.4	9.0	27.46	72.5
02/26/2017 17:10	8.6	27.13	72.2	7.7	68.33	73.1	8.3	27.19	73.1	9.0	27.09	72.3	9.0	27.42	72.4
02/26/2017 17:20	8.6	27.11	72.3	7.7	68.31	73.1	8.3	27.17	73.1	9.0	27.07	72.3	9.0	27.40	72.4
02/26/2017 17:30	8.6	27.09	72.2	7.7	68.22	73.1	8.3	27.13	73.1	9.0	27.04	72.2	9.0	27.36	72.4
02/26/2017 17:40	8.6	27.05	72.3	7.7	68.13	73.0	8.3	27.09	73.0	9.0	27.01	72.2	9.0	27.33	72.3
02/26/2017 17:50	8.6	27.02	72.1	7.7	68.03	73.0	8.3	27.09	72.9	9.0	26.98	72.1	9.0	27.32	72.3
02/26/2017 18:00	8.6	26.95	72.0	7.7	67.94	72.9	8.3	27.03	72.8	9.0	26.92	72.1	9.0	27.27	72.2
02/26/2017 18:10	8.6	26.92	72.0	7.7	67.81	72.8	8.3	26.98	72.8	9.0	26.88	72.0	9.0	27.21	72.2

Date/Time	GW7i F	GW7i T	GW7o	GW8i F	GW8i T	GW8o	GW9i F	GW9i T	GW9o	GW10i F	GW10i T	GW10o	GW11i F	GW11i T	GW11o
02/26/2017 18:20	8.6	26.86	72.0	7.7	67.69	72.8	8.4	26.95	72.8	9.0	26.83	71.9	9.0	27.18	72.1
02/26/2017 18:30	8.6	26.81	72.0	7.7	67.63	72.7	8.4	26.90	72.6	9.0	26.78	71.9	9.0	27.14	72.0
02/26/2017 18:40	8.6	26.80	71.9	7.7	67.55	72.7	8.4	26.87	72.6	9.0	26.76	71.8	9.0	27.10	72.0
02/26/2017 18:50	8.6	26.77	71.8	7.7	67.42	72.6	8.4	26.82	72.6	9.0	26.73	71.7	9.0	27.05	71.9
02/26/2017 19:00	8.6	26.73	71.7	7.7	67.38	72.5	8.3	26.81	72.5	9.0	26.70	71.6	9.0	27.05	71.9
02/26/2017 19:10	8.6	26.73	71.7	7.7	67.29	72.6	8.4	26.79	72.5	9.0	26.68	71.6	9.0	27.02	71.8
02/26/2017 19:20	8.6	26.68	71.7	7.7	67.22	72.5	8.4	26.75	72.4	9.0	26.64	71.5	9.0	26.98	71.8
02/26/2017 19:30	8.6	26.65	71.7	7.7	67.18	72.4	8.4	26.72	72.4	9.0	26.61	71.5	9.0	26.96	71.7
02/26/2017 19:40	8.6	26.63	71.6	7.7	67.13	72.4	8.4	26.69	72.3	9.0	26.61	71.4	9.0	26.93	71.7
02/26/2017 19:50	8.6	26.63	71.6	7.7	67.09	72.4	8.4	26.69	72.3	9.0	26.60	71.4	9.0	26.92	71.7
02/26/2017 20:00	8.6	26.62	71.7	7.7	67.03	72.4	8.4	26.68	72.3	9.0	26.57	71.3	9.0	26.89	71.6
02/26/2017 20:10	8.6	26.60	71.5	7.7	67.02	72.3	8.4	26.67	72.2	9.0	26.56	71.3	9.0	26.89	71.6
02/26/2017 20:20	8.6	26.59	71.6	7.7	66.98	72.3	8.4	26.65	72.2	9.0	26.54	71.3	9.0	26.89	71.6
02/26/2017 20:30	8.6	26.54	71.5	7.7	66.89	72.3	8.4	26.61	72.2	9.0	26.50	71.3	9.0	26.86	71.6
02/26/2017 20:40	8.6	26.51	71.4	7.7	66.83	72.3	8.4	26.58	72.1	9.0	26.46	71.2	9.0	26.82	71.5
02/26/2017 20:50	8.6	26.48	71.5	7.7	66.77	72.2	8.4	26.55	72.0	9.0	26.44	71.1	9.0	26.79	71.4
02/26/2017 21:00	8.6	26.47	71.4	7.7	66.69	72.2	8.4	26.52	72.0	9.0	26.43	71.1	9.0	26.75	71.4
02/26/2017 21:10	8.6	26.45	71.3	7.7	66.63	72.1	8.4	26.52	72.0	9.0	26.41	71.1	9.0	26.73	71.4
02/26/2017 21:20	8.6	26.47	71.4	7.7	66.63	72.1	8.4	26.52	72.0	9.0	26.41	71.1	9.0	26.73	71.3
02/26/2017 21:30	8.6	26.45	71.3	7.7	66.63	72.1	8.4	26.52	72.1	9.0	26.41	71.1	9.0	26.73	71.3
02/26/2017 21:40	8.6	26.46	71.3	7.7	66.64	72.1	8.4	26.52	72.0	9.0	26.43	71.1	9.0	26.73	71.4
02/26/2017 21:50	8.6	26.47	71.4	7.7	66.64	72.1	8.4	26.53	72.0	9.0	26.42	71.1	9.0	26.73	71.4
02/26/2017 22:00	8.6	26.48	71.4	7.7	66.63	72.1	8.4	26.53	72.0	9.0	26.43	71.1	9.0	26.73	71.4
02/26/2017 22:10	8.6	26.47	71.3	7.7	66.63	72.1	8.4	26.53	72.0	9.0	26.43	71.1	9.0	26.73	71.4
02/26/2017 22:20	8.6	26.47	71.4	7.7	66.65	72.1	8.4	26.53	72.0	9.0	26.43	71.1	9.0	26.73	71.3
02/26/2017 22:30	8.6	26.48	71.4	7.7	66.67	72.1	8.4	26.53	72.0	9.0	26.43	71.1	9.0	26.73	71.3
02/26/2017 22:40	8.6	26.49	71.5	7.7	66.65	72.2	8.4	26.53	72.0	9.0	26.45	71.1	9.0	26.73	71.4
02/26/2017 22:50	8.6	26.49	71.4	7.7	66.69	72.1	8.4	26.53	72.0	9.0	26.45	71.1	9.0	26.73	71.4
02/26/2017 23:00	8.6	26.49	71.4	7.7	66.70	72.1	8.4	26.53	72.0	9.0	26.45	71.1	9.0	26.74	71.4
02/26/2017 23:10	8.6	26.49	71.4	7.7	66.70	72.2	8.4	26.53	72.1	9.0	26.45	71.2	9.0	26.73	71.4
02/26/2017 23:20	8.6	26.49	71.3	7.7	66.70	72.2	8.4	26.53	72.1	9.0	26.45	71.2	9.0	26.73	71.4
02/26/2017 23:30	8.6	26.52	71.4	7.7	66.72	72.2	8.4	26.53	72.1	9.0	26.45	71.1	9.0	26.75	71.4
02/26/2017 23:40	8.6	26.53	71.5	7.7	66.73	72.2	8.4	26.56	72.2	9.0	26.48	71.2	9.0	26.77	71.4
02/26/2017 23:50	8.6	26.54	71.4	7.7	66.83	72.2	8.4	26.59	72.2	9.0	26.49	71.3	9.0	26.81	71.5
02/27/2017 00:00	8.6	26.54	71.4	7.7	66.83	72.2	8.4	26.59	72.2	9.0	26.49	71.3	9.0	26.81	71.5

Date/Time	GW7i F	GW7i T	GW7o	GW8i F	GW8i T	GW8o	GW9i F	GW9i T	GW9o	GW10i F	GW10i T	GW10o	GW11i F	GW11i T	GW11o
02/27/2017 00:10	8.6	26.57	71.5	7.7	66.83	72.3	8.4	26.61	72.2	9.0	26.52	71.3	9.0	26.81	71.5
02/27/2017 00:20	8.6	26.61	71.6	7.7	66.84	72.3	8.4	26.61	72.2	9.0	26.54	71.3	9.0	26.83	71.5
02/27/2017 00:30	8.6	26.61	71.6	7.7	66.91	72.3	8.4	26.64	72.2	9.0	26.57	71.3	9.0	26.85	71.5
02/27/2017 00:40	8.6	26.64	71.6	7.7	66.94	72.3	8.4	26.66	72.2	9.0	26.59	71.4	9.0	26.87	71.6
02/27/2017 00:50	8.6	26.66	71.6	7.7	67.00	72.4	8.4	26.69	72.3	9.0	26.61	71.5	9.0	26.89	71.7
02/27/2017 01:00	8.6	26.69	71.7	7.7	67.08	72.4	8.4	26.70	72.4	9.0	26.63	71.4	9.0	26.90	71.7
02/27/2017 01:10	8.6	26.70	71.7	7.7	67.13	72.4	8.4	26.73	72.3	9.0	26.65	71.5	9.0	26.93	71.8
02/27/2017 01:20	8.6	26.73	71.7	7.7	67.13	72.4	8.4	26.73	72.4	9.0	26.67	71.5	9.0	26.93	71.8
02/27/2017 01:30	8.6	26.73	71.8	7.7	67.22	72.5	8.4	26.75	72.5	9.0	26.69	71.6	9.0	26.95	71.8
02/27/2017 01:40	8.6	26.76	71.8	7.7	67.22	72.5	8.4	26.77	72.5	9.0	26.69	71.6	9.0	26.97	71.8
02/27/2017 01:50	8.6	26.77	71.9	7.7	67.22	72.5	8.4	26.78	72.5	9.0	26.72	71.6	9.0	26.98	71.8
02/27/2017 02:00	8.6	26.77	71.8	7.7	67.22	72.6	8.4	26.77	72.5	9.0	26.70	71.6	9.0	26.97	71.8
02/27/2017 02:10	8.6	26.77	71.9	7.7	67.22	72.6	8.4	26.77	72.5	9.0	26.70	71.6	9.0	26.98	71.8
02/27/2017 02:20	8.6	26.77	71.9	7.7	67.22	72.5	8.4	26.77	72.5	9.0	26.70	71.6	9.0	26.98	71.8
02/27/2017 02:30	8.6	26.77	71.8	7.7	67.23	72.5	8.4	26.77	72.5	9.0	26.71	71.6	9.0	27.00	71.8
02/27/2017 02:40	8.6	26.77	71.8	7.7	67.22	72.6	8.4	26.77	72.5	9.0	26.70	71.6	9.0	26.99	71.8
02/27/2017 02:50	8.6	26.77	71.9	7.7	67.22	72.6	8.4	26.77	72.5	9.0	26.72	71.6	9.0	26.99	71.8
02/27/2017 03:00	8.6	26.77	71.8	7.7	67.22	72.6	8.4	26.79	72.5	9.0	26.73	71.6	9.0	27.01	71.9
02/27/2017 03:10	8.6	26.77	71.8	7.7	67.22	72.6	8.4	26.77	72.5	9.0	26.72	71.7	9.0	27.00	71.9
02/27/2017 03:20	8.6	26.76	71.9	7.7	67.22	72.5	8.4	26.77	72.5	9.0	26.70	71.6	9.0	27.00	71.8
02/27/2017 03:30	8.6	26.73	71.8	7.7	67.22	72.5	8.4	26.77	72.5	9.0	26.69	71.6	9.0	26.97	71.8
02/27/2017 03:40	8.6	26.73	71.7	7.7	67.22	72.5	8.4	26.73	72.5	9.0	26.67	71.5	9.0	26.97	71.8
02/27/2017 03:50	8.6	26.70	71.7	7.7	67.19	72.5	8.4	26.73	72.4	9.0	26.65	71.5	9.0	26.95	71.8
02/27/2017 04:00	8.6	26.68	71.8	7.7	67.13	72.5	8.4	26.70	72.4	9.0	26.61	71.5	9.0	26.93	71.8
02/27/2017 04:10	8.6	26.66	71.8	7.7	67.04	72.5	8.4	26.69	72.4	9.0	26.61	71.5	9.0	26.89	71.8
02/27/2017 04:20	8.6	26.65	71.6	7.7	67.01	72.4	8.4	26.68	72.4	9.0	26.60	71.5	9.0	26.89	71.7
02/27/2017 04:30	8.6	26.65	71.7	7.7	67.03	72.4	8.4	26.69	72.4	9.0	26.61	71.4	9.0	26.89	71.7
02/27/2017 04:40	8.6	26.67	71.7	7.7	67.03	72.5	8.4	26.69	72.3	9.0	26.61	71.5	9.0	26.89	71.7
02/27/2017 04:50	8.6	26.68	71.7	7.7	67.03	72.4	8.4	26.69	72.3	9.0	26.61	71.4	9.0	26.89	71.8
02/27/2017 05:00	8.6	26.65	71.8	7.7	67.03	72.4	8.4	26.69	72.4	9.0	26.61	71.4	9.0	26.89	71.7
02/27/2017 05:10	8.6	26.67	71.8	7.7	67.05	72.4	8.4	26.69	72.3	9.0	26.61	71.4	9.0	26.90	71.7
02/27/2017 05:20	8.6	26.66	71.7	7.7	67.06	72.4	8.4	26.69	72.3	9.0	26.61	71.4	9.0	26.90	71.7
02/27/2017 05:30	8.6	26.65	71.6	7.7	67.03	72.4	8.4	26.69	72.3	9.0	26.61	71.4	9.0	26.89	71.7
02/27/2017 05:40	8.6	26.64	71.6	7.7	67.02	72.4	8.4	26.68	72.3	9.0	26.58	71.4	9.0	26.89	71.7
02/27/2017 05:50	8.6	26.61	71.7	7.7	66.93	72.4	8.4	26.65	72.3	9.0	26.57	71.4	9.0	26.87	71.7

Date/Time	GW7i F	GW7i T	GW7o	GW8i F	GW8i T	GW8o	GW9i F	GW9i T	GW9o	GW10i F	GW10i T	GW10o	GW11i F	GW11i T	GW11o
02/27/2017 06:00	8.6	26.61	71.7	7.7	66.92	72.3	8.4	26.65	72.2	9.0	26.56	71.3	9.0	26.85	71.6
02/27/2017 06:10	8.6	26.61	71.6	7.7	66.89	72.4	8.4	26.63	72.3	9.0	26.54	71.3	9.0	26.85	71.7
02/27/2017 06:20	8.6	26.57	71.5	7.7	66.83	72.3	8.4	26.60	72.2	9.0	26.51	71.3	9.0	26.82	71.6
02/27/2017 06:30	8.6	26.54	71.5	7.7	66.83	72.3	8.4	26.57	72.2	9.0	26.49	71.3	9.0	26.81	71.5
02/27/2017 06:40	8.6	26.53	71.5	7.7	66.75	72.3	8.4	26.56	72.2	9.0	26.46	71.1	9.0	26.77	71.5
02/27/2017 06:50	8.6	26.51	71.4	7.7	66.72	72.2	8.4	26.53	72.1	9.0	26.45	71.1	9.0	26.75	71.5
02/27/2017 07:00	8.6	26.49	71.4	7.7	66.67	72.2	8.4	26.53	72.1	9.0	26.45	71.1	9.0	26.73	71.4
02/27/2017 07:10	8.6	26.51	71.5	7.7	66.70	72.2	8.4	26.53	72.1	9.0	26.45	71.2	9.0	26.73	71.4
02/27/2017 07:20	8.6	26.53	71.4	7.7	66.72	72.2	8.4	26.53	72.1	9.0	26.47	71.2	9.0	26.74	71.5
02/27/2017 07:30	8.6	26.57	71.4	7.7	66.78	72.2	8.4	26.58	72.1	9.0	26.53	71.2	9.0	26.78	71.5
02/27/2017 07:40	8.6	26.63	71.5	7.7	66.86	72.3	8.4	26.62	72.2	9.0	26.59	71.2	9.0	26.83	71.5
02/27/2017 07:50	8.6	26.70	71.6	7.7	67.03	72.3	8.4	26.68	72.3	9.0	26.66	71.3	9.0	26.89	71.6
02/27/2017 08:00	8.6	26.80	71.6	7.7	67.22	72.5	8.4	26.76	72.4	9.0	26.75	71.5	9.0	26.97	71.7
02/27/2017 08:10	8.6	26.89	71.8	7.7	67.45	72.5	8.4	26.84	72.5	9.0	26.86	71.6	9.0	27.07	71.9
02/27/2017 08:20	8.6	26.95	72.0	7.7	67.63	72.6	8.4	26.93	72.6	9.0	26.93	71.8	9.0	27.14	72.0
02/27/2017 08:30	8.6	27.02	72.1	7.7	67.81	72.8	8.4	26.98	72.7	9.0	27.00	72.0	9.0	27.20	72.1
02/27/2017 08:40	8.6	27.10	72.2	7.7	67.98	72.9	8.4	27.06	72.9	9.0	27.09	72.0	9.0	27.28	72.2
02/27/2017 08:50	8.6	27.20	72.3	7.7	68.24	73.1	8.4	27.15	73.1	9.0	27.20	72.3	9.0	27.37	72.3
02/27/2017 09:00	8.6	27.30	72.4	7.7	68.46	73.2	8.4	27.25	73.2	9.0	27.30	72.4	9.0	27.46	72.5
02/27/2017 09:10	8.6	27.43	72.6	7.7	68.72	73.3	8.4	27.36	73.4	9.0	27.41	72.6	9.0	27.57	72.7
02/27/2017 09:20	8.6	27.53	72.9	7.7	68.91	73.5	8.4	27.43	73.5	9.0	27.49	72.8	9.0	27.66	72.8
02/27/2017 09:30	8.6	27.64	73.0	7.7	69.13	73.7	8.4	27.53	73.7	9.0	27.58	72.9	9.0	27.74	73.0
02/27/2017 09:40	8.6	27.77	73.1	7.7	69.37	73.8	8.4	27.63	73.8	9.0	27.70	73.1	9.0	27.84	73.2
02/27/2017 09:50	8.6	27.91	73.3	7.7	69.68	73.9	8.4	27.75	74.0	9.0	27.83	73.3	9.0	27.96	73.4
02/27/2017 10:00	8.6	28.04	73.6	7.7	69.94	74.2	8.4	27.85	74.3	9.0	27.94	73.6	9.0	28.07	73.6
02/27/2017 10:10	8.6	28.18	73.9	7.7	70.25	74.3	8.4	27.98	74.4	9.0	28.09	73.8	9.0	28.20	73.8
02/27/2017 10:20	8.6	28.32	74.0	7.7	70.54	74.6	8.4	28.11	74.7	9.0	28.21	74.1	9.0	28.31	73.9
02/27/2017 10:30	8.6	28.46	74.2	7.7	70.93	74.8	8.4	28.25	74.9	9.0	28.37	74.3	9.0	28.47	74.2
02/27/2017 10:40	8.6	28.58	74.4	7.7	71.20	75.0	8.3	28.36	75.1	9.0	28.48	74.5	9.0	28.57	74.3
02/27/2017 10:50	8.7	28.70	74.6	7.7	71.42	75.2	8.3	28.46	75.3	9.0	28.59	74.7	9.0	28.67	74.6
02/27/2017 11:00	8.6	28.84	74.8	7.7	71.75	75.3	8.3	28.59	75.5	9.0	28.74	75.0	9.0	28.80	74.7
02/27/2017 11:10	8.6	28.96	75.1	7.7	72.03	75.6	8.4	28.71	75.8	9.0	28.85	75.3	9.0	28.91	75.0
02/27/2017 11:20	8.7	29.09	75.2	7.7	72.32	75.8	8.4	28.83	75.9	9.0	28.98	75.5	9.0	29.03	75.1
02/27/2017 11:30	8.6	29.24	75.5	7.7	72.66	76.0	8.4	28.98	76.1	9.0	29.13	75.7	9.0	29.18	75.4
02/27/2017 11:40	8.7	29.39	75.7	7.7	73.02	76.2	8.3	29.15	76.4	8.9	29.30	76.0	9.0	29.31	75.6

Date/Time	GW7i F	GW7i T	GW7o	GW8i F	GW8i T	GW8o	GW9i F	GW9i T	GW9o	GW10i F	GW10i T	GW10o	GW11i F	GW11i T	GW11o
02/27/2017 11:50	8.7	29.53	76.0	7.7	73.42	76.5	8.3	29.30	76.7	8.9	29.45	76.3	9.0	29.48	75.9
02/27/2017 12:00	8.7	29.65	76.2	7.7	73.70	76.7	8.3	29.43	77.0	9.0	29.56	76.7	9.0	29.58	76.1
02/27/2017 12:10	8.7	29.75	76.4	7.7	73.94	76.9	8.3	29.54	77.1	8.9	29.66	76.7	9.0	29.69	76.3
02/27/2017 12:20	8.7	29.88	76.6	7.7	74.26	77.1	8.3	29.66	77.3	9.0	29.79	77.0	8.9	29.82	76.5
02/27/2017 12:30	8.7	29.97	76.8	7.7	74.53	77.3	8.3	29.77	77.5	8.9	29.89	77.2	8.9	29.92	76.7
02/27/2017 12:40	8.7	30.09	77.1	7.7	74.81	77.5	8.3	29.89	77.8	9.0	30.01	77.4	8.9	30.02	76.9
02/27/2017 12:50	8.7	30.23	77.3	7.7	75.14	77.7	8.3	30.02	78.0	8.9	30.14	77.8	8.9	30.16	77.1
02/27/2017 13:00	8.7	30.32	77.5	7.7	75.37	77.9	8.3	30.11	78.2	8.9	30.23	77.9	8.9	30.24	77.3
02/27/2017 13:10	8.7	30.41	77.6	7.7	75.60	78.0	8.3	30.20	78.4	8.9	30.32	78.1	8.9	30.33	77.5
02/27/2017 13:20	8.7	30.51	77.9	7.7	75.82	78.3	8.3	30.30	78.6	8.9	30.43	78.3	8.9	30.44	77.7
02/27/2017 13:30	8.7	30.63	78.0	7.7	76.16	78.5	8.3	30.44	78.8	8.9	30.55	78.5	8.9	30.58	77.9
02/27/2017 13:40	8.7	30.72	78.2	7.7	76.41	78.7	8.3	30.55	79.0	8.9	30.65	78.8	8.9	30.67	78.1
02/27/2017 13:50	8.7	30.82	78.4	7.7	76.67	78.8	8.3	30.64	79.2	8.9	30.75	78.9	8.9	30.76	78.2
02/27/2017 14:00	8.7	30.89	78.6	7.7	76.89	79.0	8.3	30.73	79.4	8.9	30.82	79.1	8.9	30.85	78.5
02/27/2017 14:10	8.7	30.98	78.7	7.7	77.10	79.1	8.3	30.83	79.6	8.9	30.91	79.3	8.9	30.95	78.6
02/27/2017 14:20	8.7	31.06	78.9	7.7	77.35	79.3	8.3	30.93	79.8	8.9	31.00	79.5	8.9	31.04	78.8
02/27/2017 14:30	8.7	31.11	79.1	7.7	77.48	79.5	8.3	30.98	79.9	8.9	31.05	79.6	8.9	31.09	78.9
02/27/2017 14:40	8.7	31.18	79.2	7.7	77.71	79.6	8.3	31.06	80.1	8.9	31.12	79.8	8.9	31.18	79.1
02/27/2017 14:50	8.7	31.25	79.3	7.7	77.86	79.8	8.3	31.14	80.2	8.9	31.19	79.8	8.9	31.24	79.2
02/27/2017 15:00	8.7	31.29	79.4	7.7	78.02	79.9	8.3	31.21	80.4	8.9	31.23	80.0	8.9	31.30	79.4
02/27/2017 15:10	8.7	31.34	79.5	7.7	78.19	80.1	8.3	31.26	80.5	8.9	31.28	80.1	8.9	31.37	79.5
02/27/2017 15:20	8.7	31.40	79.6	7.7	78.27	80.1	8.2	31.31	80.6	8.9	31.34	80.3	8.9	31.42	79.6
02/27/2017 15:30	8.7	31.43	79.8	7.7	78.44	80.3	8.3	31.36	80.7	8.9	31.38	80.3	8.9	31.48	79.6
02/27/2017 15:40	8.7	31.48	79.8	7.7	78.54	80.3	8.2	31.43	80.8	8.9	31.43	80.5	8.9	31.54	79.8
02/27/2017 15:50	8.7	31.50	79.9	7.7	78.63	80.4	8.3	31.48	80.9	8.9	31.46	80.5	8.8	31.58	79.9
02/27/2017 16:00	8.7	31.51	79.9	7.7	78.69	80.5	8.2	31.49	81.0	8.9	31.48	80.6	8.9	31.59	80.0
02/27/2017 16:10	8.7	31.56	80.0	7.7	78.77	80.6	8.2	31.51	81.0	8.9	31.49	80.6	8.8	31.62	80.0
02/27/2017 16:20	8.7	31.57	80.1	7.7	78.83	80.7	8.2	31.54	81.1	8.9	31.49	80.7	8.8	31.65	80.1
02/27/2017 16:30	8.7	31.44	80.1	7.7	78.74	80.7	8.2	31.47	81.1	8.9	31.43	80.7	8.8	31.60	80.1
02/27/2017 16:40	8.7	31.37	80.0	7.7	78.63	80.7	8.2	31.41	81.0	8.9	31.37	80.6	8.8	31.57	80.0
02/27/2017 16:50	8.7	31.34	80.0	7.7	78.58	80.7	8.2	31.37	81.0	8.9	31.33	80.5	8.8	31.53	80.1
02/27/2017 17:00	8.7	31.32	79.9	7.7	78.53	80.6	8.2	31.35	81.0	8.9	31.32	80.4	8.8	31.51	80.1
02/27/2017 17:10	8.7	31.29	79.9	7.7	78.52	80.6	8.2	31.33	81.0	8.9	31.28	80.4	8.8	31.49	80.0
02/27/2017 17:20	8.7	31.24	79.9	7.7	78.41	80.6	8.2	31.30	81.0	8.9	31.23	80.4	8.8	31.46	80.0
02/27/2017 17:30	8.7	31.20	79.8	7.7	78.33	80.6	8.2	31.26	80.9	8.9	31.21	80.3	8.8	31.43	80.0

Date/Time	GW7i F	GW7i T	GW7o	GW8i F	GW8i T	GW8o	GW9i F	GW9i T	GW9o	GW10i F	GW10i T	GW10o	GW11i F	GW11i T	GW11o
02/27/2017 17:40	8.7	31.17	79.8	7.7	78.24	80.5	8.2	31.22	80.9	8.9	31.18	80.3	8.8	31.39	79.9
02/27/2017 17:50	8.7	31.13	79.8	7.7	78.19	80.5	8.2	31.20	80.8	8.9	31.14	80.2	8.9	31.36	79.9
02/27/2017 18:00	8.7	31.10	79.7	7.7	78.09	80.4	8.2	31.16	80.8	8.9	31.09	80.1	8.9	31.34	79.8
02/27/2017 18:10	8.7	31.02	79.7	7.7	77.97	80.4	8.2	31.10	80.7	8.9	31.03	80.1	8.8	31.28	79.8
02/27/2017 18:20	8.7	30.93	79.5	7.7	77.79	80.3	8.2	31.03	80.6	8.9	30.94	80.0	8.9	31.20	79.8
02/27/2017 18:30	8.7	30.86	79.4	7.7	77.60	80.2	8.2	30.95	80.5	8.9	30.87	79.8	8.9	31.14	79.6
02/27/2017 18:40	8.7	30.80	79.3	7.7	77.46	80.2	8.3	30.89	80.4	8.9	30.79	79.6	8.9	31.06	79.5
02/27/2017 18:50	8.7	30.73	79.2	7.7	77.29	80.0	8.2	30.82	80.4	8.9	30.74	79.6	8.9	31.01	79.4
02/27/2017 19:00	8.7	30.67	79.2	7.7	77.13	79.9	8.3	30.76	80.2	8.9	30.67	79.5	8.9	30.95	79.4
02/27/2017 19:10	8.7	30.60	79.1	7.7	76.98	79.8	8.3	30.70	80.2	8.9	30.61	79.4	8.9	30.89	79.3
02/27/2017 19:20	8.7	30.56	79.1	7.7	76.84	79.8	8.3	30.65	80.1	8.9	30.55	79.3	8.9	30.83	79.2
02/27/2017 19:30	8.7	30.51	79.0	7.7	76.72	79.6	8.3	30.60	80.0	8.9	30.50	79.2	8.9	30.78	79.1
02/27/2017 19:40	8.7	30.44	78.9	7.7	76.58	79.6	8.3	30.54	79.9	8.9	30.45	79.1	8.9	30.73	79.1
02/27/2017 19:50	8.7	30.40	78.8	7.7	76.47	79.5	8.2	30.49	79.9	8.9	30.40	79.1	8.9	30.68	79.0
02/27/2017 20:00	8.7	30.34	78.8	7.7	76.36	79.4	8.3	30.44	79.8	8.9	30.34	78.9	8.9	30.64	79.0
02/27/2017 20:10	8.7	30.30	78.7	7.7	76.25	79.4	8.3	30.40	79.7	8.9	30.32	78.8	8.9	30.60	78.9
02/27/2017 20:20	8.7	30.29	78.6	7.7	76.18	79.3	8.3	30.37	79.7	8.9	30.29	78.9	8.9	30.57	78.8
02/27/2017 20:30	8.7	30.25	78.6	7.7	76.06	79.3	8.3	30.33	79.6	8.9	30.25	78.7	8.9	30.53	78.8
02/27/2017 20:40	8.7	30.22	78.5	7.7	76.03	79.2	8.3	30.32	79.6	8.9	30.21	78.7	8.9	30.49	78.7
02/27/2017 20:50	8.7	30.19	78.6	7.7	75.97	79.1	8.3	30.29	79.6	8.9	30.20	78.6	8.9	30.48	78.7
02/27/2017 21:00	8.7	30.17	78.5	7.7	75.87	79.1	8.3	30.25	79.5	8.9	30.17	78.6	8.9	30.44	78.7
02/27/2017 21:10	8.7	30.14	78.5	7.7	75.82	79.0	8.3	30.21	79.5	8.9	30.13	78.6	8.9	30.41	78.6
02/27/2017 21:20	8.7	30.13	78.5	7.7	75.72	79.0	8.3	30.21	79.4	8.9	30.13	78.5	8.9	30.40	78.6
02/27/2017 21:30	8.7	30.10	78.4	7.7	75.72	79.0	8.3	30.21	79.4	8.9	30.09	78.5	8.9	30.37	78.5
02/27/2017 21:40	8.7	30.09	78.4	7.7	75.72	79.0	8.3	30.18	79.4	8.9	30.09	78.5	8.9	30.36	78.5
02/27/2017 21:50	8.7	30.07	78.3	7.7	75.64	79.0	8.3	30.16	79.4	8.9	30.07	78.4	8.9	30.33	78.5
02/27/2017 22:00	8.7	30.05	78.3	7.7	75.62	78.9	8.3	30.14	79.3	8.9	30.05	78.4	8.9	30.33	78.5
02/27/2017 22:10	8.7	30.05	78.3	7.7	75.57	78.9	8.3	30.13	79.3	8.9	30.05	78.3	8.9	30.33	78.5
02/27/2017 22:20	8.7	30.03	78.3	7.7	75.52	78.9	8.3	30.13	79.3	8.9	30.04	78.4	8.9	30.33	78.5
02/27/2017 22:30	8.7	30.03	78.2	7.7	75.52	78.9	8.3	30.12	79.3	8.9	30.03	78.3	8.9	30.32	78.5
02/27/2017 22:40	8.7	29.97	78.2	7.7	75.42	78.9	8.3	30.06	79.2	8.9	29.97	78.3	8.9	30.27	78.4
02/27/2017 22:50	8.7	29.98	78.3	7.7	75.40	78.8	8.3	30.05	79.3	8.9	29.97	78.3	8.9	30.25	78.4
02/27/2017 23:00	8.7	29.97	78.2	7.7	75.33	78.8	8.3	30.05	79.2	8.9	29.97	78.3	8.9	30.25	78.4
02/27/2017 23:10	8.7	29.97	78.2	7.7	75.33	78.9	8.3	30.05	79.2	8.9	29.96	78.3	8.9	30.25	78.4
02/27/2017 23:20	8.7	29.97	78.2	7.7	75.33	78.8	8.3	30.05	79.2	8.9	29.95	78.2	8.9	30.24	78.4

Date/Time	GW7i F	GW7i T	GW7o	GW8i F	GW8i T	GW8o	GW9i F	GW9i T	GW9o	GW10i F	GW10i T	GW10o	GW11i F	GW11i T	GW11o
02/27/2017 23:30	8.7	30.00	78.2	7.7	75.38	78.8	8.3	30.05	79.2	8.9	29.97	78.2	8.9	30.25	78.4
02/27/2017 23:40	8.7	30.00	78.2	7.7	75.39	78.8	8.3	30.05	79.3	8.9	29.97	78.3	8.9	30.26	78.5
02/27/2017 23:50	8.7	29.99	78.2	7.7	75.42	78.9	8.3	30.06	79.2	8.9	29.98	78.3	8.9	30.27	78.5
02/28/2017 00:00	8.7	30.00	78.3	7.7	75.43	78.9	8.3	30.07	79.3	8.9	30.00	78.3	8.9	30.28	78.5
02/28/2017 00:10	8.7	29.97	78.2	7.7	75.41	78.8	8.3	30.05	79.3	8.9	29.97	78.3	8.9	30.25	78.5
02/28/2017 00:20	8.7	29.95	78.2	7.7	75.34	78.9	8.3	30.05	79.3	9.0	29.94	78.2	8.9	30.23	78.5
02/28/2017 00:30	8.7	29.97	78.2	7.7	75.33	78.8	8.3	30.05	79.3	9.0	29.94	78.2	8.9	30.22	78.5
02/28/2017 00:40	8.7	29.98	78.2	7.7	75.33	78.8	8.3	30.05	79.3	8.9	29.97	78.3	8.9	30.25	78.4
02/28/2017 00:50	8.7	29.96	78.2	7.7	75.33	78.8	8.3	30.05	79.2	8.9	29.93	78.2	8.9	30.22	78.5
02/28/2017 01:00	8.7	29.97	78.2	7.7	75.33	78.9	8.3	30.05	79.3	8.9	29.95	78.3	8.9	30.22	78.5
02/28/2017 01:10	8.7	29.93	78.2	7.7	75.32	78.8	8.3	30.02	79.2	8.9	29.93	78.3	8.9	30.21	78.5
02/28/2017 01:20	8.7	29.93	78.2	7.7	75.28	78.8	8.3	30.01	79.2	8.9	29.93	78.3	8.9	30.21	78.5
02/28/2017 01:30	8.7	29.93	78.2	7.7	75.27	78.8	8.3	30.01	79.2	8.9	29.93	78.2	8.9	30.21	78.4
02/28/2017 01:40	8.7	29.91	78.3	7.7	75.22	78.8	8.3	29.98	79.2	8.9	29.90	78.2	8.9	30.19	78.4
02/28/2017 01:50	8.7	29.92	78.2	7.7	75.22	78.8	8.3	29.98	79.2	8.9	29.91	78.2	8.9	30.19	78.4
02/28/2017 02:00	8.7	29.93	78.2	7.7	75.22	78.8	8.3	29.98	79.2	8.9	29.92	78.2	8.9	30.18	78.4
02/28/2017 02:10	8.7	29.96	78.2	7.7	75.27	78.9	8.3	30.01	79.3	8.9	29.93	78.3	8.9	30.21	78.4
02/28/2017 02:20	8.7	29.97	78.3	7.7	75.32	78.9	8.3	30.02	79.3	9.0	29.93	78.4	8.9	30.21	78.5
02/28/2017 02:30	8.7	29.97	78.2	7.7	75.33	78.9	8.3	30.02	79.3	8.9	29.94	78.4	8.9	30.21	78.5
02/28/2017 02:40	8.7	29.95	78.3	7.7	75.33	78.9	8.3	30.02	79.3	8.9	29.93	78.3	8.9	30.21	78.5
02/28/2017 02:50	8.7	29.93	78.3	7.7	75.30	78.9	8.3	30.01	79.3	8.9	29.93	78.3	8.9	30.21	78.5
02/28/2017 03:00	8.7	29.93	78.3	7.7	75.28	78.9	8.3	30.01	79.3	8.9	29.93	78.3	8.9	30.21	78.5
02/28/2017 03:10	8.7	29.93	78.2	7.7	75.27	78.9	8.3	30.01	79.2	9.0	29.93	78.3	8.9	30.21	78.5
02/28/2017 03:20	8.7	29.95	78.2	7.7	75.31	78.9	8.3	30.01	79.3	8.9	29.93	78.3	8.9	30.21	78.5
02/28/2017 03:30	8.7	29.93	78.3	7.7	75.31	78.9	8.3	30.01	79.3	8.9	29.93	78.3	8.9	30.21	78.5
02/28/2017 03:40	8.7	29.92	78.2	7.7	75.26	78.9	8.3	30.01	79.3	8.9	29.92	78.3	8.9	30.20	78.5
02/28/2017 03:50	8.7	29.89	78.2	7.7	75.22	78.9	8.3	29.97	79.3	8.9	29.89	78.3	8.9	30.17	78.5
02/28/2017 04:00	8.7	29.88	78.2	7.7	75.13	78.9	8.3	29.94	79.3	8.9	29.86	78.2	8.9	30.14	78.5
02/28/2017 04:10	8.7	29.85	78.1	7.7	75.09	78.8	8.3	29.93	79.2	8.9	29.84	78.2	8.9	30.13	78.5
02/28/2017 04:20	8.7	29.86	78.2	7.7	75.04	78.8	8.3	29.93	79.2	8.9	29.84	78.2	8.9	30.13	78.4
02/28/2017 04:30	8.7	29.89	78.2	7.7	75.08	78.8	8.3	29.93	79.2	8.9	29.86	78.2	8.9	30.13	78.4
02/28/2017 04:40	8.7	29.89	78.2	7.7	75.13	78.8	8.3	29.95	79.2	8.9	29.89	78.2	8.9	30.13	78.5
02/28/2017 04:50	8.7	29.90	78.3	7.7	75.13	78.8	8.3	29.97	79.3	8.9	29.89	78.3	8.9	30.14	78.5
02/28/2017 05:00	8.7	29.93	78.3	7.7	75.18	78.8	8.3	29.97	79.3	8.9	29.92	78.2	8.9	30.17	78.5
02/28/2017 05:10	8.7	29.93	78.3	7.7	75.22	78.9	8.3	29.98	79.3	9.0	29.93	78.3	8.9	30.17	78.5

Date/Time	GW7i F	GW7i T	GW7o	GW8i F	GW8i T	GW8o	GW9i F	GW9i T	GW9o	GW10i F	GW10i T	GW10o	GW11i F	GW11i T	GW11o
02/28/2017 05:20	8.7	29.93	78.3	7.7	75.22	78.9	8.3	30.00	79.3	8.9	29.93	78.4	8.9	30.18	78.5
02/28/2017 05:30	8.7	29.93	78.3	7.7	75.22	78.9	8.3	30.01	79.3	8.9	29.93	78.4	8.9	30.20	78.5
02/28/2017 05:40	8.7	29.93	78.4	7.7	75.23	79.0	8.3	30.01	79.3	8.9	29.93	78.4	8.9	30.21	78.6
02/28/2017 05:50	8.7	29.97	78.3	7.7	75.31	79.0	8.3	30.01	79.4	8.9	29.93	78.3	8.9	30.21	78.6
02/28/2017 06:00	8.7	29.97	78.4	7.7	75.33	78.9	8.3	30.04	79.3	9.0	29.95	78.4	8.9	30.21	78.5
02/28/2017 06:10	8.7	29.98	78.4	7.7	75.33	79.0	8.3	30.05	79.4	8.9	29.97	78.4	8.9	30.21	78.6
02/28/2017 06:20	8.7	30.01	78.4	7.7	75.33	79.0	8.3	30.05	79.5	8.9	29.99	78.4	8.9	30.25	78.6
02/28/2017 06:30	8.7	30.01	78.4	7.7	75.40	79.1	8.3	30.05	79.4	8.9	30.00	78.4	8.9	30.25	78.7
02/28/2017 06:40	8.7	30.03	78.4	7.7	75.42	79.1	8.3	30.09	79.5	9.0	30.01	78.5	8.9	30.25	78.7
02/28/2017 06:50	8.7	30.05	78.5	7.7	75.48	79.1	8.3	30.09	79.5	8.9	30.04	78.5	8.9	30.29	78.7
02/28/2017 07:00	8.7	30.06	78.6	7.7	75.52	79.1	8.3	30.11	79.5	8.9	30.05	78.5	8.9	30.29	78.8
02/28/2017 07:10	8.7	30.09	78.5	7.7	75.54	79.2	8.3	30.13	79.6	9.0	30.06	78.6	8.9	30.32	78.8
02/28/2017 07:20	8.7	30.10	78.6	7.7	75.62	79.2	8.3	30.15	79.6	8.9	30.09	78.6	8.9	30.33	78.8
02/28/2017 07:30	8.7	30.14	78.6	7.7	75.71	79.2	8.3	30.19	79.6	8.9	30.10	78.7	8.9	30.35	78.9
02/28/2017 07:40	8.7	30.17	78.6	7.7	75.75	79.3	8.3	30.21	79.7	8.9	30.15	78.7	8.9	30.40	78.9
02/28/2017 07:50	8.7	30.22	78.8	7.7	75.86	79.3	8.3	30.26	79.7	8.9	30.19	78.8	8.9	30.43	79.0
02/28/2017 08:00	8.7	30.28	78.8	7.7	75.98	79.4	8.3	30.31	79.8	8.9	30.24	78.9	8.9	30.49	79.1
02/28/2017 08:10	8.7	30.32	78.9	7.7	76.09	79.5	8.3	30.36	79.9	8.9	30.31	79.0	8.9	30.54	79.2
02/28/2017 08:20	8.7	30.39	79.0	7.7	76.25	79.6	8.3	30.43	80.0	8.9	30.36	79.2	8.9	30.60	79.2
02/28/2017 08:30	8.7	30.45	79.1	7.7	76.39	79.7	8.3	30.48	80.1	8.9	30.43	79.3	8.9	30.66	79.3
02/28/2017 08:40	8.7	30.52	79.2	7.7	76.55	79.8	8.3	30.55	80.2	8.9	30.50	79.3	8.9	30.72	79.5
02/28/2017 08:50	8.7	30.57	79.3	7.7	76.69	79.9	8.3	30.61	80.3	8.9	30.55	79.4	8.9	30.77	79.5
02/28/2017 09:00	8.7	30.63	79.4	7.7	76.78	79.9	8.3	30.65	80.4	8.9	30.60	79.5	8.9	30.82	79.6
02/28/2017 09:10	8.7	30.70	79.5	7.7	76.96	80.1	8.3	30.72	80.5	8.9	30.67	79.7	8.9	30.89	79.7
02/28/2017 09:20	8.7	30.80	79.6	7.7	77.17	80.3	8.3	30.80	80.6	8.9	30.76	79.8	8.9	30.97	79.9
02/28/2017 09:30	8.7	30.86	79.7	7.7	77.35	80.3	8.2	30.87	80.8	8.9	30.82	80.0	8.9	31.04	80.0
02/28/2017 09:40	8.7	30.96	79.8	7.7	77.54	80.5	8.3	30.95	80.9	8.9	30.92	80.1	8.9	31.12	80.1
02/28/2017 09:50	8.7	31.11	80.0	7.7	77.81	80.6	8.3	31.06	81.1	8.9	31.06	80.3	8.9	31.23	80.3
02/28/2017 10:00	8.7	31.20	80.2	7.7	78.04	80.8	8.3	31.17	81.2	8.9	31.17	80.5	8.9	31.33	80.5
02/28/2017 10:10	8.7	31.28	80.4	7.7	78.26	80.9	8.3	31.24	81.4	8.9	31.23	80.7	8.8	31.40	80.6
02/28/2017 10:20	8.7	31.38	80.5	7.7	78.48	81.1	8.2	31.33	81.6	8.9	31.33	80.8	8.9	31.49	80.8
02/28/2017 10:30	8.7	31.47	80.7	7.7	78.68	81.3	8.2	31.41	81.7	8.9	31.42	81.0	8.8	31.58	80.9
02/28/2017 10:40	8.7	31.60	80.9	7.7	78.92	81.5	8.2	31.52	81.9	8.9	31.52	81.2	8.8	31.67	81.1
02/28/2017 10:50	8.7	31.74	81.0	7.7	79.22	81.6	8.2	31.64	82.1	8.9	31.67	81.5	8.8	31.79	81.3
02/28/2017 11:00	8.7	31.84	81.2	7.7	79.45	81.9	8.2	31.73	82.4	8.9	31.77	81.6	8.8	31.89	81.5

Date/Time	GW7i F	GW7i T	GW7o	GW8i F	GW8i T	GW8o	GW9i F	GW9i T	GW9o	GW10i F	GW10i T	GW10o	GW11i F	GW11i T	GW11o
02/28/2017 11:10	8.7	31.99	81.5	7.7	79.78	82.0	8.2	31.87	82.5	8.9	31.91	81.9	8.8	32.02	81.6
02/28/2017 11:20	8.7	32.11	81.7	7.7	80.07	82.3	8.2	31.98	82.8	8.9	32.03	82.1	8.8	32.13	81.8
02/28/2017 11:30	8.7	32.17	81.8	7.7	80.31	82.4	8.2	32.09	83.0	8.9	32.11	82.4	8.8	32.23	82.1
02/28/2017 11:40	8.7	32.31	82.0	7.7	80.61	82.6	8.2	32.21	83.2	8.9	32.24	82.5	8.8	32.35	82.3
02/28/2017 11:50	8.7	32.47	82.2	7.7	80.98	82.8	8.2	32.35	83.4	8.9	32.39	82.7	8.8	32.50	82.4
02/28/2017 12:00	8.7	32.59	82.5	7.7	81.29	83.1	8.2	32.47	83.6	8.9	32.52	83.0	8.8	32.63	82.7
02/28/2017 12:10	8.7	32.66	82.7	7.6	81.53	83.3	8.2	32.57	83.8	8.9	32.61	83.2	8.8	32.72	82.9
02/28/2017 12:20	8.7	32.78	82.9	7.6	81.81	83.4	8.2	32.68	84.0	8.9	32.72	83.4	8.8	32.83	83.1
02/28/2017 12:30	8.8	32.88	83.1	7.6	82.07	83.6	8.2	32.79	84.2	8.9	32.84	83.7	8.8	32.94	83.2
02/28/2017 12:40	8.7	32.92	83.2	7.6	82.20	83.7	8.2	32.84	84.4	8.9	32.87	83.8	8.8	33.00	83.3
02/28/2017 12:50	8.8	33.07	83.4	7.6	82.48	83.9	8.2	32.97	84.6	8.9	33.00	84.0	8.8	33.11	83.6
02/28/2017 13:00	8.8	33.12	83.6	7.6	82.69	84.1	8.2	33.06	84.7	8.9	33.06	84.2	8.8	33.19	83.8
02/28/2017 13:10	8.8	33.14	83.7	7.6	82.81	84.2	8.2	33.09	84.8	8.9	33.09	84.3	8.8	33.23	83.8
02/28/2017 13:20	8.8	33.17	83.7	7.6	82.94	84.3	8.2	33.16	84.9	8.9	33.14	84.4	8.8	33.29	84.0
02/28/2017 13:30	8.8	33.23	83.9	7.6	83.06	84.4	8.2	33.20	85.0	8.9	33.19	84.5	8.8	33.33	84.1
02/28/2017 13:40	8.8	33.29	84.0	7.6	83.22	84.5	8.2	33.26	85.2	8.9	33.24	84.6	8.8	33.39	84.2
02/28/2017 13:50	8.8	33.28	84.0	7.6	83.23	84.6	8.2	33.27	85.2	8.9	33.24	84.6	8.8	33.41	84.3
02/28/2017 14:00	8.8	33.30	84.1	7.6	83.31	84.7	8.2	33.30	85.3	8.9	33.26	84.6	8.8	33.44	84.3
02/28/2017 14:10	8.8	33.33	84.2	7.6	83.36	84.8	8.2	33.33	85.4	8.9	33.29	84.7	8.8	33.46	84.3
02/28/2017 14:20	8.8	33.33	84.2	7.6	83.41	84.8	8.2	33.34	85.4	8.9	33.31	84.8	8.8	33.47	84.4
02/28/2017 14:30	8.8	33.33	84.2	7.6	83.51	84.9	8.2	33.37	85.4	8.9	33.33	84.8	8.8	33.49	84.5
02/28/2017 14:40	8.8	33.35	84.3	7.6	83.53	85.0	8.2	33.37	85.5	8.9	33.34	84.9	8.8	33.51	84.5
02/28/2017 14:50	8.8	33.42	84.3	7.6	83.62	85.0	8.2	33.42	85.6	8.9	33.39	84.9	8.8	33.55	84.6
02/28/2017 15:00	8.8	33.45	84.4	7.6	83.70	85.1	8.2	33.47	85.7	8.9	33.44	85.0	8.7	33.59	84.7
02/28/2017 15:10	8.8	33.45	84.6	7.6	83.81	85.2	8.2	33.50	85.8	8.9	33.47	85.1	8.7	33.64	84.8
02/28/2017 15:20	8.8	33.45	84.6	7.6	83.83	85.2	8.2	33.52	85.8	8.9	33.45	85.1	8.7	33.65	84.8
02/28/2017 15:30	8.8	33.45	84.6	7.6	83.83	85.3	8.2	33.53	85.9	8.9	33.45	85.1	8.8	33.65	84.8
02/28/2017 15:40	8.8	33.47	84.6	7.6	83.91	85.3	8.2	33.53	85.9	8.9	33.48	85.2	8.8	33.65	84.9
02/28/2017 15:50	8.8	33.47	84.7	7.6	83.92	85.3	8.2	33.53	86.0	8.9	33.49	85.3	8.8	33.65	84.9
02/28/2017 16:00	8.8	33.45	84.7	7.6	83.92	85.4	8.2	33.53	86.0	8.9	33.47	85.3	8.8	33.65	85.0
02/28/2017 16:10	8.8	33.50	84.7	7.6	83.92	85.4	8.2	33.54	86.0	8.9	33.51	85.3	8.8	33.67	85.0
02/28/2017 16:20	8.8	33.57	84.8	7.6	84.00	85.5	8.2	33.59	86.1	8.9	33.56	85.4	8.8	33.72	85.1
02/28/2017 16:30	8.8	33.60	84.9	7.6	84.11	85.6	8.2	33.64	86.2	8.9	33.59	85.5	8.7	33.76	85.1
02/28/2017 16:40	8.8	33.60	84.9	7.6	84.13	85.6	8.2	33.65	86.2	8.9	33.60	85.5	8.8	33.77	85.2
02/28/2017 16:50	8.8	33.58	84.9	7.6	84.13	85.6	8.2	33.64	86.2	8.9	33.57	85.5	8.7	33.77	85.2

Date/Time	GW7i F	GW7i T	GW7o	GW8i F	GW8i T	GW8o	GW9i F	GW9i T	GW9o	GW10i F	GW10i T	GW10o	GW11i F	GW11i T	GW11o
02/28/2017 17:00	8.8	33.54	84.9	7.6	84.06	85.7	8.2	33.60	86.3	8.9	33.54	85.5	8.7	33.73	85.2
02/28/2017 17:10	8.8	33.51	84.9	7.6	83.99	85.7	8.2	33.57	86.2	8.9	33.52	85.5	8.8	33.70	85.2
02/28/2017 17:20	8.8	33.48	84.9	7.6	83.92	85.6	8.2	33.53	86.2	8.9	33.49	85.4	8.7	33.68	85.2
02/28/2017 17:30	8.8	33.45	84.9	7.6	83.92	85.6	8.2	33.53	86.2	8.9	33.45	85.3	8.7	33.65	85.2
02/28/2017 17:40	8.8	33.45	84.8	7.6	83.92	85.6	8.2	33.53	86.2	8.9	33.45	85.4	8.8	33.65	85.1
02/28/2017 17:50	8.8	33.43	84.8	7.6	83.86	85.6	8.2	33.51	86.2	8.9	33.43	85.3	8.8	33.65	85.2
02/28/2017 18:00	8.8	33.38	84.8	7.6	83.82	85.5	8.2	33.49	86.1	8.9	33.39	85.3	8.7	33.62	85.1
02/28/2017 18:10	8.8	33.34	84.8	7.6	83.67	85.5	8.2	33.44	86.1	8.9	33.35	85.2	8.8	33.58	85.1
02/28/2017 18:20	8.8	33.28	84.7	7.6	83.57	85.4	8.2	33.37	86.0	8.9	33.28	85.1	8.8	33.52	85.0
02/28/2017 18:30	8.8	33.21	84.7	7.6	83.40	85.3	8.2	33.32	85.9	8.9	33.21	85.1	8.8	33.47	84.9
02/28/2017 18:40	8.8	33.15	84.5	7.6	83.23	85.3	8.2	33.23	85.8	8.9	33.13	85.0	8.8	33.39	84.9
02/28/2017 18:50	8.8	33.07	84.4	7.6	83.06	85.2	8.2	33.17	85.7	8.9	33.07	84.8	8.8	33.32	84.8
02/28/2017 19:00	8.8	33.01	84.4	7.6	82.92	85.1	8.2	33.10	85.6	8.9	33.01	84.8	8.8	33.26	84.7
02/28/2017 19:10	8.8	32.98	84.3	7.6	82.84	85.0	8.2	33.09	85.5	8.9	32.97	84.7	8.8	33.22	84.6
02/28/2017 19:20	8.8	32.97	84.3	7.6	82.82	85.0	8.2	33.08	85.5	8.9	32.97	84.7	8.8	33.21	84.6
02/28/2017 19:30	8.8	32.97	84.3	7.6	82.76	85.0	8.2	33.06	85.5	8.9	32.95	84.6	8.8	33.21	84.6
02/28/2017 19:40	8.8	32.94	84.3	7.6	82.70	85.0	8.2	33.02	85.5	8.9	32.93	84.6	8.8	33.19	84.6
02/28/2017 19:50	8.8	32.93	84.3	7.6	82.64	85.0	8.2	33.01	85.5	8.9	32.93	84.6	8.8	33.17	84.6
02/28/2017 20:00	8.8	32.93	84.2	7.6	82.64	85.0	8.2	33.01	85.5	8.9	32.93	84.5	8.8	33.17	84.5
02/28/2017 20:10	8.8	32.95	84.2	7.6	82.70	85.0	8.2	33.03	85.5	8.9	32.93	84.6	8.8	33.19	84.6
02/28/2017 20:20	8.8	32.95	84.3	7.6	82.70	85.0	8.2	33.03	85.5	8.9	32.94	84.6	8.8	33.19	84.6
02/28/2017 20:30	8.8	32.96	84.3	7.6	82.73	85.0	8.2	33.05	85.5	8.9	32.94	84.6	8.8	33.21	84.6
02/28/2017 20:40	8.8	32.93	84.3	7.6	82.67	85.0	8.2	33.02	85.5	8.9	32.93	84.6	8.8	33.17	84.6
02/28/2017 20:50	8.8	32.89	84.3	7.6	82.56	84.9	8.2	32.98	85.4	8.9	32.89	84.6	8.8	33.14	84.6
02/28/2017 21:00	8.8	32.86	84.2	7.6	82.50	84.9	8.2	32.93	85.4	8.9	32.84	84.5	8.8	33.10	84.5
02/28/2017 21:10	8.8	32.82	84.1	7.6	82.42	84.9	8.2	32.89	85.4	8.9	32.81	84.4	8.8	33.06	84.5
02/28/2017 21:20	8.8	32.79	84.1	7.6	82.34	84.8	8.2	32.86	85.4	8.9	32.79	84.4	8.8	33.05	84.5
02/28/2017 21:30	8.8	32.76	84.1	7.6	82.27	84.7	8.2	32.83	85.3	8.9	32.76	84.3	8.8	33.01	84.4
02/28/2017 21:40	8.8	32.73	84.0	7.6	82.22	84.7	8.2	32.81	85.3	8.9	32.73	84.3	8.8	32.99	84.4
02/28/2017 21:50	8.8	32.72	84.0	7.6	82.13	84.7	8.2	32.77	85.2	8.9	32.69	84.3	8.8	32.95	84.4
02/28/2017 22:00	8.8	32.69	84.0	7.6	82.13	84.6	8.2	32.77	85.2	8.9	32.68	84.3	8.8	32.93	84.4
02/28/2017 22:10	8.8	32.69	84.0	7.6	82.12	84.6	8.2	32.77	85.2	8.9	32.67	84.2	8.8	32.93	84.3
02/28/2017 22:20	8.8	32.69	84.0	7.6	82.13	84.6	8.2	32.77	85.2	8.9	32.68	84.2	8.8	32.93	84.3
02/28/2017 22:30	8.8	32.69	84.0	7.6	82.13	84.7	8.2	32.77	85.2	8.9	32.69	84.2	8.8	32.93	84.4
02/28/2017 22:40	8.8	32.69	84.0	7.6	82.13	84.6	8.2	32.77	85.2	8.9	32.69	84.2	8.8	32.93	84.4

Date/Time	GW7i F	GW7i T	GW7o	GW8i F	GW8i T	GW8o	GW9i F	GW9i T	GW9o	GW10i F	GW10i T	GW10o	GW11i F	GW11i T	GW11o
02/28/2017 22:50	8.8	32.72	84.0	7.6	82.13	84.7	8.2	32.77	85.2	8.9	32.69	84.2	8.8	32.94	84.4
02/28/2017 23:00	8.8	32.71	84.0	7.6	82.14	84.7	8.2	32.78	85.3	8.9	32.70	84.3	8.8	32.95	84.4
02/28/2017 23:10	8.8	32.73	84.1	7.6	82.14	84.7	8.2	32.79	85.3	8.9	32.73	84.3	8.8	32.97	84.4
02/28/2017 23:20	8.8	32.73	84.1	7.6	82.13	84.7	8.2	32.78	85.3	8.9	32.73	84.3	8.8	32.97	84.4
02/28/2017 23:30	8.8	32.73	84.0	7.7	82.19	84.8	8.2	32.80	85.3	8.9	32.73	84.3	8.8	32.97	84.4
02/28/2017 23:40	8.8	32.73	84.1	7.6	82.15	84.7	8.2	32.79	85.3	8.9	32.72	84.3	8.8	32.97	84.5
02/28/2017 23:50	8.8	32.73	84.1	7.6	82.14	84.7	8.2	32.78	85.3	8.9	32.71	84.3	8.8	32.97	84.5
03/01/2017 00:00	8.8	32.73	84.1	7.6	82.13	84.7	8.2	32.77	85.3	8.9	32.69	84.3	8.8	32.95	84.5

Date/Time	GW12i F	GW12i T	GW12o	GW13i F	GW13i T	GW13o	GW13i not used	Lno not used
02/01/2017 00:00	9.2	26.57	70.4	8.0	26.77	70.1	66.2	68.8
02/01/2017 00:10	9.2	26.57	70.4	8.0	26.77	70.0	66.3	68.8
02/01/2017 00:20	9.2	26.56	70.4	8.0	26.75	70.0	66.2	68.8
02/01/2017 00:30	9.2	26.52	70.3	8.0	26.73	70.0	66.1	68.8
02/01/2017 00:40	9.2	26.46	70.2	8.0	26.66	69.9	66.0	68.7
02/01/2017 00:50	9.2	26.43	70.2	8.0	26.62	69.8	65.9	68.5
02/01/2017 01:00	9.2	26.40	70.1	8.0	26.61	69.8	65.8	68.5
02/01/2017 01:10	9.2	26.37	70.0	8.0	26.56	69.7	65.7	68.4
02/01/2017 01:20	9.2	26.33	70.0	8.0	26.52	69.7	65.6	68.3
02/01/2017 01:30	9.2	26.26	69.9	8.0	26.46	69.6	65.5	68.3
02/01/2017 01:40	9.2	26.25	69.8	8.0	26.45	69.5	65.4	68.1
02/01/2017 01:50	9.2	26.20	69.8	8.0	26.39	69.4	65.3	68.1
02/01/2017 02:00	9.2	26.16	69.6	8.0	26.33	69.4	65.2	68.0
02/01/2017 02:10	9.2	26.11	69.5	8.0	26.30	69.3	65.1	67.9
02/01/2017 02:20	9.2	26.11	69.5	8.0	26.31	69.2	65.1	67.8
02/01/2017 02:30	9.2	26.05	69.5	8.0	26.25	69.2	65.0	67.7
02/01/2017 02:40	9.2	26.04	69.4	8.0	26.25	69.1	65.0	67.8
02/01/2017 02:50	9.2	26.02	69.4	8.0	26.24	69.1	64.9	67.7
02/01/2017 03:00	9.2	26.01	69.4	8.0	26.22	69.1	64.9	67.7
02/01/2017 03:10	9.2	26.01	69.4	8.0	26.22	69.1	64.9	67.7
02/01/2017 03:20	9.2	26.01	69.4	8.0	26.21	69.1	64.9	67.7
02/01/2017 03:30	9.2	26.01	69.4	8.0	26.21	69.1	64.9	67.7
02/01/2017 03:40	9.2	26.00	69.3	8.0	26.20	69.1	64.8	67.6
02/01/2017 03:50	9.2	26.00	69.3	8.0	26.21	69.1	64.8	67.6
02/01/2017 04:00	9.2	26.01	69.3	8.0	26.21	69.1	64.8	67.6
02/01/2017 04:10	9.2	26.01	69.3	8.0	26.21	69.1	64.8	67.6
02/01/2017 04:20	9.2	26.00	69.3	8.0	26.20	69.0	64.8	67.5
02/01/2017 04:30	9.2	25.98	69.2	8.0	26.17	69.0	64.7	67.6
02/01/2017 04:40	9.2	25.94	69.1	8.0	26.13	68.9	64.6	67.3
02/01/2017 04:50	9.2	25.89	69.0	8.0	26.08	68.8	64.5	67.3
02/01/2017 05:00	9.2	25.86	69.0	8.0	26.05	68.8	64.5	67.2
02/01/2017 05:10	9.2	25.81	68.9	8.0	26.01	68.8	64.4	67.2
02/01/2017 05:20	9.2	25.79	68.8	8.0	25.99	68.7	64.3	67.1
02/01/2017 05:30	9.2	25.77	68.8	8.0	25.97	68.7	64.3	67.1
02/01/2017 05:40	9.2	25.74	68.7	8.0	25.94	68.6	64.1	67.0

Date/Time	GW12i F	GW12i T	GW12o	GW13i F	GW13i T	GW13o	GW13i not used	Lno not used
02/01/2017 05:50	9.2	25.71	68.7	8.0	25.91	68.5	64.1	67.0
02/01/2017 06:00	9.2	25.69	68.6	8.0	25.89	68.5	64.0	66.9
02/01/2017 06:10	9.2	25.65	68.5	8.0	25.86	68.5	64.0	66.9
02/01/2017 06:20	9.3	25.63	68.5	8.0	25.83	68.4	63.9	66.8
02/01/2017 06:30	9.2	25.61	68.5	8.0	25.81	68.4	63.9	66.7
02/01/2017 06:40	9.2	25.61	68.5	8.0	25.81	68.4	63.9	66.7
02/01/2017 06:50	9.2	25.61	68.5	8.0	25.81	68.4	63.9	66.7
02/01/2017 07:00	9.3	25.61	68.5	8.0	25.81	68.4	63.9	66.7
02/01/2017 07:10	9.2	25.61	68.5	8.0	25.81	68.3	63.9	66.7
02/01/2017 07:20	9.2	25.61	68.4	8.0	25.81	68.4	63.8	66.7
02/01/2017 07:30	9.2	25.61	68.5	8.0	25.81	68.4	63.8	66.7
02/01/2017 07:40	9.2	25.61	68.5	8.0	25.81	68.4	63.8	66.7
02/01/2017 07:50	9.2	25.60	68.4	8.0	25.81	68.3	63.8	66.6
02/01/2017 08:00	9.2	25.61	68.4	8.0	25.81	68.3	63.8	66.7
02/01/2017 08:10	9.2	25.61	68.4	8.0	25.81	68.3	63.9	66.7
02/01/2017 08:20	9.2	25.63	68.4	8.0	25.85	68.4	63.9	66.8
02/01/2017 08:30	9.2	25.65	68.5	8.0	25.86	68.4	63.9	66.8
02/01/2017 08:40	9.2	25.68	68.6	8.0	25.89	68.4	64.0	66.9
02/01/2017 08:50	9.2	25.71	68.6	8.0	25.93	68.4	64.0	66.9
02/01/2017 09:00	9.2	25.71	68.6	8.0	25.93	68.4	64.1	66.9
02/01/2017 09:10	9.2	25.73	68.6	8.0	25.93	68.5	64.1	67.0
02/01/2017 09:20	9.2	25.74	68.7	8.0	25.97	68.5	64.2	67.0
02/01/2017 09:30	9.2	25.80	68.8	8.0	26.02	68.6	64.3	67.1
02/01/2017 09:40	9.2	25.84	68.9	8.0	26.05	68.7	64.4	67.2
02/01/2017 09:50	9.2	25.87	68.9	8.0	26.09	68.7	64.4	67.3
02/01/2017 10:00	9.2	25.89	68.9	8.0	26.10	68.7	64.5	67.3
02/01/2017 10:10	9.2	25.92	68.9	8.0	26.14	68.8	64.6	67.3
02/01/2017 10:20	9.2	25.93	69.0	8.0	26.14	68.8	64.6	67.3
02/01/2017 10:30	9.2	25.96	69.0	8.0	26.16	68.8	64.6	67.4
02/01/2017 10:40	9.2	25.95	69.0	8.0	26.17	68.9	64.7	67.4
02/01/2017 10:50	9.2	25.97	69.0	8.0	26.17	68.9	64.7	67.4
02/01/2017 11:00	9.2	26.00	69.1	8.0	26.21	68.9	64.8	67.6
02/01/2017 11:10	9.2	26.02	69.1	8.0	26.22	68.9	64.9	67.6
02/01/2017 11:20	9.2	26.04	69.2	8.0	26.25	68.9	64.9	67.6
02/01/2017 11:30	9.2	26.09	69.2	8.0	26.30	69.0	65.0	67.7

Date/Time	GW12i F	GW12i T	GW12o	GW13i F	GW13i T	GW13o	GW13i not used	Lno not used
02/01/2017 11:40	9.2	26.14	69.3	8.0	26.34	69.1	65.2	67.9
02/01/2017 11:50	9.2	26.18	69.4	8.0	26.39	69.2	65.2	68.0
02/01/2017 12:00	9.2	26.22	69.5	8.0	26.44	69.2	65.3	68.1
02/01/2017 12:10	9.2	26.27	69.6	8.0	26.50	69.3	65.5	68.2
02/01/2017 12:20	9.2	26.34	69.7	8.0	26.55	69.4	65.6	68.3
02/01/2017 12:30	9.2	26.39	69.7	8.0	26.61	69.5	65.7	68.4
02/01/2017 12:40	9.2	26.47	69.9	8.0	26.69	69.6	65.9	68.6
02/01/2017 12:50	9.2	26.56	70.0	8.0	26.78	69.8	66.1	69.0
02/01/2017 13:00	9.2	26.69	70.2	8.0	26.93	70.0	66.5	69.2
02/01/2017 13:10	9.2	26.69	70.4	8.0	26.91	70.1	66.5	69.1
02/01/2017 13:20	9.2	26.68	70.4	8.0	26.90	70.1	66.5	69.0
02/01/2017 13:30	9.2	26.68	70.3	8.0	26.89	70.1	66.5	68.9
02/01/2017 13:40	9.2	26.66	70.3	8.0	26.88	70.1	66.5	68.9
02/01/2017 13:50	9.2	26.64	70.3	8.0	26.84	70.0	66.4	68.9
02/01/2017 14:00	9.2	26.61	70.3	8.0	26.83	70.0	66.4	68.8
02/01/2017 14:10	9.2	26.60	70.2	8.0	26.81	70.0	66.3	68.8
02/01/2017 14:20	9.2	26.59	70.1	8.0	26.80	69.9	66.3	68.8
02/01/2017 14:30	9.2	26.58	70.2	8.0	26.77	69.9	66.3	68.7
02/01/2017 14:40	9.2	26.57	70.1	8.0	26.75	69.9	66.2	68.7
02/01/2017 14:50	9.2	26.55	70.1	8.0	26.73	69.9	66.1	68.7
02/01/2017 15:00	9.2	26.54	70.1	8.0	26.73	69.9	66.2	68.6
02/01/2017 15:10	9.2	26.51	70.1	8.0	26.71	69.9	66.0	68.6
02/01/2017 15:20	9.2	26.49	70.0	8.0	26.69	69.8	66.0	68.6
02/01/2017 15:30	9.2	26.46	70.0	8.0	26.66	69.8	65.9	68.5
02/01/2017 15:40	9.2	26.43	70.0	8.0	26.64	69.7	65.9	68.5
02/01/2017 15:50	9.2	26.42	69.9	8.0	26.63	69.7	65.8	68.4
02/01/2017 16:00	9.2	26.40	69.9	8.0	26.61	69.7	65.8	68.4
02/01/2017 16:10	9.2	26.37	69.8	8.0	26.57	69.6	65.7	68.3
02/01/2017 16:20	9.2	26.33	69.8	8.0	26.53	69.5	65.7	68.3
02/01/2017 16:30	9.2	26.29	69.7	8.0	26.50	69.5	65.5	68.1
02/01/2017 16:40	9.2	26.25	69.5	8.0	26.45	69.4	65.4	68.0
02/01/2017 16:50	9.2	26.20	69.5	8.0	26.41	69.4	65.3	67.9
02/01/2017 17:00	9.2	26.17	69.4	8.0	26.36	69.3	65.2	67.9
02/01/2017 17:10	9.2	26.14	69.4	8.0	26.32	69.2	65.1	67.8
02/01/2017 17:20	9.2	26.07	69.3	8.0	26.27	69.1	65.0	67.7

Date/Time	GW12i F	GW12i T	GW12o	GW13i F	GW13i T	GW13o	GW13i not used	Lno not used
02/01/2017 17:30	9.2	26.02	69.2	8.0	26.22	69.0	64.9	67.6
02/01/2017 17:40	9.2	25.99	69.1	8.0	26.19	69.0	64.8	67.5
02/01/2017 17:50	9.2	25.97	69.1	8.0	26.17	68.9	64.7	67.4
02/01/2017 18:00	9.2	25.93	69.0	8.0	26.13	68.9	64.7	67.4
02/01/2017 18:10	9.2	25.89	69.0	8.0	26.09	68.8	64.5	67.3
02/01/2017 18:20	9.2	25.86	68.9	8.0	26.06	68.7	64.5	67.2
02/01/2017 18:30	9.2	25.81	68.8	8.0	26.00	68.7	64.4	67.1
02/01/2017 18:40	9.2	25.77	68.7	8.0	25.97	68.7	64.3	67.0
02/01/2017 18:50	9.2	25.74	68.6	8.0	25.94	68.6	64.2	67.0
02/01/2017 19:00	9.2	25.73	68.5	8.0	25.92	68.5	64.1	66.9
02/01/2017 19:10	9.2	25.68	68.5	8.0	25.89	68.5	64.0	66.8
02/01/2017 19:20	9.2	25.65	68.5	8.0	25.86	68.4	64.0	66.7
02/01/2017 19:30	9.2	25.62	68.4	8.0	25.82	68.3	63.9	66.7
02/01/2017 19:40	9.2	25.61	68.4	8.0	25.81	68.3	63.8	66.7
02/01/2017 19:50	9.2	25.58	68.4	8.0	25.78	68.3	63.8	66.6
02/01/2017 20:00	9.2	25.55	68.3	8.0	25.75	68.2	63.7	66.6
02/01/2017 20:10	9.2	25.53	68.3	8.0	25.72	68.2	63.6	66.5
02/01/2017 20:20	9.2	25.50	68.2	8.0	25.68	68.1	63.5	66.4
02/01/2017 20:30	9.2	25.46	68.1	8.0	25.65	68.1	63.5	66.3
02/01/2017 20:40	9.2	25.43	68.0	8.0	25.62	68.0	63.4	66.3
02/01/2017 20:50	9.2	25.38	67.9	8.0	25.58	67.9	63.3	66.1
02/01/2017 21:00	9.2	25.33	67.9	8.0	25.53	67.9	63.1	66.1
02/01/2017 21:10	9.2	25.29	67.8	8.0	25.49	67.8	63.0	66.1
02/01/2017 21:20	9.2	25.25	67.7	8.0	25.44	67.7	62.9	65.9
02/01/2017 21:30	9.2	25.18	67.5	8.0	25.37	67.6	62.8	65.7
02/01/2017 21:40	9.3	25.09	67.3	8.0	25.27	67.4	62.5	65.5
02/01/2017 21:50	9.3	25.00	67.2	8.0	25.18	67.2	62.3	65.3
02/01/2017 22:00	9.3	24.91	67.0	8.0	25.09	67.1	62.0	65.1
02/01/2017 22:10	9.3	24.84	66.9	8.0	25.01	66.9	61.9	65.0
02/01/2017 22:20	9.3	24.77	66.8	8.0	24.95	66.8	61.7	64.9
02/01/2017 22:30	9.3	24.69	66.7	8.0	24.88	66.7	61.5	64.8
02/01/2017 22:40	9.3	24.64	66.5	8.0	24.84	66.6	61.3	64.7
02/01/2017 22:50	9.3	24.58	66.4	8.0	24.78	66.5	61.2	64.6
02/01/2017 23:00	9.3	24.54	66.3	8.0	24.73	66.4	61.1	64.5
02/01/2017 23:10	9.3	24.52	66.2	8.0	24.69	66.3	61.0	64.3

Date/Time	GW12i F	GW12i T	GW12o	GW13i F	GW13i T	GW13o	GW13i not used	Lno not used
02/01/2017 23:20	9.3	24.44	66.1	8.0	24.64	66.2	60.9	64.2
02/01/2017 23:30	9.3	24.40	66.0	8.0	24.57	66.1	60.8	64.1
02/01/2017 23:40	9.3	24.34	65.9	8.0	24.53	66.0	60.6	64.0
02/01/2017 23:50	9.3	24.29	65.7	8.0	24.47	65.9	60.5	63.8
02/02/2017 00:00	9.3	24.23	65.6	8.0	24.42	65.8	60.4	63.7
02/02/2017 00:10	9.3	24.18	65.5	8.0	24.35	65.7	60.2	63.6
02/02/2017 00:20	9.3	24.12	65.3	8.1	24.29	65.5	60.1	63.5
02/02/2017 00:30	9.3	24.07	65.2	8.1	24.25	65.5	60.0	63.3
02/02/2017 00:40	9.3	24.01	65.1	8.1	24.19	65.4	59.8	63.2
02/02/2017 00:50	9.3	23.94	65.0	8.0	24.13	65.2	59.7	63.0
02/02/2017 01:00	9.3	23.87	64.9	8.1	24.06	65.1	59.5	62.9
02/02/2017 01:10	9.3	23.82	64.8	8.1	24.00	65.0	59.4	62.7
02/02/2017 01:20	9.3	23.75	64.7	8.1	23.93	64.9	59.2	62.6
02/02/2017 01:30	9.3	23.70	64.5	8.1	23.87	64.8	59.0	62.5
02/02/2017 01:40	9.3	23.64	64.4	8.1	23.80	64.7	58.9	62.4
02/02/2017 01:50	9.3	23.57	64.3	8.1	23.74	64.5	58.7	62.2
02/02/2017 02:00	9.3	23.51	64.1	8.1	23.66	64.4	58.5	62.0
02/02/2017 02:10	9.3	23.44	64.0	8.1	23.59	64.3	58.3	61.9
02/02/2017 02:20	9.3	23.36	63.8	8.1	23.52	64.1	58.2	61.6
02/02/2017 02:30	9.3	23.29	63.6	8.1	23.45	63.9	58.0	61.5
02/02/2017 02:40	9.3	23.21	63.5	8.1	23.37	63.8	57.8	61.3
02/02/2017 02:50	9.3	23.15	63.4	8.1	23.31	63.7	57.6	61.2
02/02/2017 03:00	9.3	23.09	63.3	8.1	23.24	63.6	57.4	61.0
02/02/2017 03:10	9.3	23.04	63.2	8.1	23.20	63.4	57.3	60.9
02/02/2017 03:20	9.3	22.97	63.0	8.1	23.13	63.3	57.2	60.8
02/02/2017 03:30	9.3	22.92	62.9	8.1	23.09	63.2	57.1	60.7
02/02/2017 03:40	9.3	22.86	62.7	8.1	23.03	63.2	56.9	60.6
02/02/2017 03:50	9.3	22.82	62.7	8.1	22.98	63.0	56.8	60.5
02/02/2017 04:00	9.3	22.79	62.6	8.1	22.95	62.9	56.7	60.4
02/02/2017 04:10	9.3	22.75	62.5	8.1	22.92	62.9	56.6	60.3
02/02/2017 04:20	9.3	22.71	62.5	8.1	22.88	62.8	56.5	60.1
02/02/2017 04:30	9.3	22.67	62.3	8.1	22.82	62.7	56.4	60.1
02/02/2017 04:40	9.3	22.61	62.2	8.1	22.78	62.6	56.3	60.0
02/02/2017 04:50	9.4	22.57	62.1	8.1	22.74	62.5	56.2	59.9
02/02/2017 05:00	9.3	22.55	62.0	8.1	22.71	62.4	56.1	59.8

Date/Time	GW12i F	GW12i T	GW12o	GW13i F	GW13i T	GW13o	GW13i not used	Lno not used
02/02/2017 05:10	9.3	22.50	62.0	8.1	22.67	62.4	56.0	59.8
02/02/2017 05:20	9.4	22.46	61.9	8.1	22.64	62.3	55.9	59.6
02/02/2017 05:30	9.4	22.43	61.8	8.1	22.58	62.2	55.8	59.6
02/02/2017 05:40	9.4	22.39	61.7	8.1	22.55	62.1	55.7	59.5
02/02/2017 05:50	9.4	22.35	61.6	8.1	22.51	62.0	55.6	59.4
02/02/2017 06:00	9.4	22.30	61.6	8.1	22.49	62.0	55.5	59.4
02/02/2017 06:10	9.4	22.29	61.5	8.1	22.45	61.9	55.5	59.3
02/02/2017 06:20	9.4	22.29	61.5	8.1	22.45	61.9	55.5	59.2
02/02/2017 06:30	9.4	22.29	61.4	8.1	22.45	61.9	55.4	59.3
02/02/2017 06:40	9.4	22.29	61.4	8.1	22.45	61.8	55.5	59.3
02/02/2017 06:50	9.4	22.29	61.5	8.1	22.45	61.7	55.4	59.2
02/02/2017 07:00	9.4	22.28	61.4	8.1	22.43	61.7	55.4	59.2
02/02/2017 07:10	9.4	22.25	61.4	8.1	22.41	61.7	55.4	59.1
02/02/2017 07:20	9.4	22.25	61.4	8.1	22.41	61.7	55.3	59.1
02/02/2017 07:30	9.4	22.25	61.4	8.1	22.41	61.7	55.4	59.1
02/02/2017 07:40	9.4	22.24	61.3	8.1	22.41	61.7	55.3	59.1
02/02/2017 07:50	9.4	22.25	61.3	8.1	22.41	61.7	55.3	59.1
02/02/2017 08:00	9.4	22.25	61.3	8.1	22.41	61.6	55.3	59.1
02/02/2017 08:10	9.4	22.26	61.3	8.1	22.41	61.6	55.4	59.1
02/02/2017 08:20	9.4	22.27	61.3	8.1	22.43	61.6	55.4	59.1
02/02/2017 08:30	9.4	22.29	61.3	8.1	22.46	61.7	55.4	59.2
02/02/2017 08:40	9.4	22.30	61.4	8.1	22.48	61.7	55.5	59.3
02/02/2017 08:50	9.4	22.33	61.4	8.1	22.50	61.7	55.5	59.3
02/02/2017 09:00	9.4	22.36	61.4	8.1	22.54	61.7	55.6	59.4
02/02/2017 09:10	9.4	22.37	61.5	8.1	22.56	61.8	55.7	59.4
02/02/2017 09:20	9.4	22.40	61.5	8.1	22.57	61.8	55.7	59.4
02/02/2017 09:30	9.4	22.42	61.5	8.1	22.59	61.8	55.8	59.5
02/02/2017 09:40	9.4	22.51	61.6	8.1	22.69	61.9	56.0	59.6
02/02/2017 09:50	9.4	22.56	61.8	8.1	22.73	62.0	56.1	59.8
02/02/2017 10:00	9.4	22.54	61.8	8.1	22.70	62.0	56.1	59.7
02/02/2017 10:10	9.4	22.63	61.8	8.1	22.80	62.1	56.2	59.9
02/02/2017 10:20	9.4	22.72	62.1	8.1	22.90	62.3	56.5	60.2
02/02/2017 10:30	9.3	22.79	62.2	8.1	22.97	62.4	56.6	60.4
02/02/2017 10:40	9.4	22.85	62.3	8.1	23.04	62.5	56.9	60.5
02/02/2017 10:50	9.4	22.91	62.4	8.1	23.10	62.6	57.0	60.7

Date/Time	GW12i F	GW12i T	GW12o	GW13i F	GW13i T	GW13o	GW13i not used	Lno not used
02/02/2017 11:00	9.3	22.95	62.5	8.1	23.14	62.7	57.1	60.7
02/02/2017 11:10	9.3	22.95	62.5	8.1	23.14	62.7	57.1	60.6
02/02/2017 11:20	9.3	23.00	62.5	8.1	23.18	62.7	57.3	60.8
02/02/2017 11:30	9.3	23.10	62.7	8.1	23.29	62.9	57.5	61.0
02/02/2017 11:40	9.3	23.17	62.9	8.1	23.36	63.0	57.7	61.3
02/02/2017 11:50	9.3	23.26	63.0	8.1	23.46	63.1	57.8	61.3
02/02/2017 12:00	9.3	23.33	63.1	8.1	23.51	63.3	58.0	61.5
02/02/2017 12:10	9.3	23.41	63.3	8.1	23.59	63.4	58.3	61.7
02/02/2017 12:20	9.3	23.49	63.4	8.1	23.66	63.6	58.4	61.9
02/02/2017 12:30	9.3	23.56	63.5	8.1	23.75	63.6	58.6	62.0
02/02/2017 12:40	9.3	23.63	63.7	8.1	23.81	63.8	58.7	62.2
02/02/2017 12:50	9.3	23.69	63.8	8.1	23.87	63.9	58.9	62.3
02/02/2017 13:00	9.3	23.74	63.9	8.1	23.94	64.0	59.1	62.4
02/02/2017 13:10	9.3	23.77	64.0	8.1	24.00	64.1	59.2	62.6
02/02/2017 13:20	9.3	23.83	64.1	8.1	24.05	64.2	59.4	62.8
02/02/2017 13:30	9.3	23.91	64.2	8.1	24.14	64.3	59.6	62.9
02/02/2017 13:40	9.3	23.97	64.4	8.1	24.19	64.4	59.7	63.0
02/02/2017 13:50	9.3	24.04	64.5	8.1	24.28	64.5	59.9	63.1
02/02/2017 14:00	9.3	24.08	64.5	8.1	24.31	64.6	60.0	63.3
02/02/2017 14:10	9.3	24.15	64.7	8.1	24.36	64.8	60.2	63.4
02/02/2017 14:20	9.3	24.18	64.8	8.0	24.41	64.8	60.3	63.5
02/02/2017 14:30	9.3	24.20	64.8	8.1	24.44	64.8	60.3	63.5
02/02/2017 14:40	9.3	24.25	64.9	8.0	24.49	64.9	60.4	63.6
02/02/2017 14:50	9.3	24.28	64.9	8.0	24.50	64.9	60.4	63.7
02/02/2017 15:00	9.3	24.29	65.0	8.0	24.52	64.9	60.5	63.6
02/02/2017 15:10	9.3	24.30	65.0	8.0	24.54	65.0	60.6	63.6
02/02/2017 15:20	9.3	24.30	65.0	8.0	24.53	65.0	60.6	63.6
02/02/2017 15:30	9.3	24.31	65.0	8.0	24.54	65.0	60.5	63.6
02/02/2017 15:40	9.3	24.32	65.0	8.0	24.54	65.0	60.6	63.6
02/02/2017 15:50	9.3	24.29	65.0	8.0	24.48	65.0	60.4	63.5
02/02/2017 16:00	9.3	24.25	65.0	8.0	24.45	64.9	60.4	63.4
02/02/2017 16:10	9.3	24.21	64.9	8.0	24.41	64.9	60.3	63.3
02/02/2017 16:20	9.3	24.18	64.9	8.0	24.39	64.8	60.2	63.3
02/02/2017 16:30	9.3	24.16	64.8	8.0	24.35	64.8	60.2	63.2
02/02/2017 16:40	9.3	24.13	64.8	8.0	24.30	64.7	60.1	63.1

Date/Time	GW12i F	GW12i T	GW12o	GW13i F	GW13i T	GW13o	GW13i not used	Lno not used
02/02/2017 16:50	9.3	24.08	64.7	8.0	24.27	64.7	60.0	63.0
02/02/2017 17:00	9.3	24.05	64.6	8.0	24.24	64.5	59.9	63.0
02/02/2017 17:10	9.3	24.01	64.6	8.1	24.19	64.5	59.8	62.8
02/02/2017 17:20	9.3	23.96	64.4	8.1	24.14	64.4	59.7	62.8
02/02/2017 17:30	9.3	23.91	64.4	8.1	24.10	64.3	59.6	62.7
02/02/2017 17:40	9.3	23.86	64.3	8.1	24.04	64.3	59.5	62.6
02/02/2017 17:50	9.3	23.83	64.1	8.1	24.00	64.2	59.3	62.4
02/02/2017 18:00	9.3	23.79	64.1	8.1	23.95	64.1	59.2	62.3
02/02/2017 18:10	9.3	23.74	64.0	8.1	23.90	64.1	59.1	62.2
02/02/2017 18:20	9.3	23.71	63.8	8.1	23.88	64.0	59.0	62.2
02/02/2017 18:30	9.3	23.66	63.8	8.1	23.83	63.9	58.9	62.1
02/02/2017 18:40	9.3	23.62	63.7	8.1	23.79	63.8	58.9	62.0
02/02/2017 18:50	9.3	23.59	63.6	8.1	23.75	63.8	58.7	61.9
02/02/2017 19:00	9.3	23.54	63.6	8.1	23.70	63.7	58.6	61.8
02/02/2017 19:10	9.3	23.50	63.5	8.1	23.66	63.6	58.6	61.7
02/02/2017 19:20	9.3	23.48	63.4	8.1	23.63	63.6	58.4	61.6
02/02/2017 19:30	9.3	23.43	63.3	8.1	23.59	63.5	58.3	61.6
02/02/2017 19:40	9.3	23.37	63.3	8.1	23.53	63.4	58.2	61.5
02/02/2017 19:50	9.3	23.32	63.2	8.1	23.48	63.4	58.0	61.3
02/02/2017 20:00	9.3	23.29	63.1	8.1	23.44	63.3	58.0	61.3
02/02/2017 20:10	9.3	23.24	63.1	8.1	23.41	63.2	57.9	61.2
02/02/2017 20:20	9.3	23.21	62.9	8.1	23.37	63.1	57.8	61.1
02/02/2017 20:30	9.3	23.21	62.9	8.1	23.37	63.1	57.7	61.1
02/02/2017 20:40	9.3	23.17	62.9	8.1	23.34	63.1	57.7	61.0
02/02/2017 20:50	9.3	23.14	62.8	8.1	23.30	62.9	57.6	60.9
02/02/2017 21:00	9.3	23.09	62.8	8.1	23.26	62.9	57.5	60.9
02/02/2017 21:10	9.3	23.07	62.7	8.1	23.22	62.8	57.4	60.7
02/02/2017 21:20	9.3	23.03	62.6	8.1	23.19	62.8	57.3	60.7
02/02/2017 21:30	9.3	22.99	62.6	8.1	23.15	62.7	57.2	60.6
02/02/2017 21:40	9.3	22.95	62.5	8.1	23.13	62.6	57.2	60.5
02/02/2017 21:50	9.3	22.93	62.5	8.1	23.09	62.6	57.1	60.5
02/02/2017 22:00	9.3	22.90	62.4	8.1	23.08	62.6	57.0	60.4
02/02/2017 22:10	9.3	22.89	62.4	8.1	23.05	62.5	57.0	60.4
02/02/2017 22:20	9.3	22.86	62.4	8.1	23.03	62.5	56.9	60.4
02/02/2017 22:30	9.3	22.83	62.3	8.1	22.99	62.4	56.9	60.3

Date/Time	GW12i F	GW12i T	GW12o	GW13i F	GW13i T	GW13o	GW13i not used	Lno not used
02/02/2017 22:40	9.3	22.79	62.2	8.1	22.94	62.3	56.7	60.2
02/02/2017 22:50	9.3	22.76	62.2	8.1	22.93	62.2	56.6	60.1
02/02/2017 23:00	9.3	22.73	62.1	8.1	22.89	62.2	56.5	60.1
02/02/2017 23:10	9.3	22.70	62.0	8.1	22.87	62.1	56.5	60.0
02/02/2017 23:20	9.4	22.69	62.0	8.1	22.84	62.1	56.5	60.0
02/02/2017 23:30	9.4	22.65	61.9	8.1	22.81	62.0	56.4	59.9
02/02/2017 23:40	9.4	22.62	61.8	8.1	22.79	62.0	56.3	59.8
02/02/2017 23:50	9.4	22.59	61.7	8.1	22.75	61.9	56.2	59.8
02/03/2017 00:00	9.4	22.57	61.7	8.1	22.73	61.9	56.1	59.7
02/03/2017 00:10	9.4	22.53	61.6	8.1	22.69	61.8	56.0	59.6
02/03/2017 00:20	9.4	22.49	61.5	8.1	22.67	61.7	56.0	59.5
02/03/2017 00:30	9.4	22.46	61.5	8.1	22.64	61.6	55.9	59.4
02/03/2017 00:40	9.4	22.44	61.5	8.1	22.60	61.6	55.8	59.4
02/03/2017 00:50	9.4	22.40	61.4	8.1	22.57	61.5	55.8	59.3
02/03/2017 01:00	9.4	22.37	61.3	8.1	22.54	61.4	55.6	59.2
02/03/2017 01:10	9.4	22.32	61.2	8.1	22.49	61.3	55.6	59.2
02/03/2017 01:20	9.4	22.29	61.1	8.1	22.44	61.2	55.5	59.1
02/03/2017 01:30	9.4	22.27	61.1	8.1	22.41	61.2	55.4	59.0
02/03/2017 01:40	9.4	22.21	61.0	8.1	22.38	61.1	55.3	58.9
02/03/2017 01:50	9.4	22.20	61.0	8.1	22.36	61.1	55.3	58.8
02/03/2017 02:00	9.4	22.16	60.9	8.1	22.33	61.0	55.2	58.8
02/03/2017 02:10	9.4	22.13	60.8	8.1	22.30	60.9	55.1	58.7
02/03/2017 02:20	9.4	22.10	60.7	8.1	22.27	60.8	55.0	58.6
02/03/2017 02:30	9.4	22.05	60.6	8.1	22.21	60.8	54.9	58.6
02/03/2017 02:40	9.4	22.02	60.5	8.1	22.19	60.7	54.8	58.4
02/03/2017 02:50	9.4	22.01	60.5	8.1	22.16	60.6	54.8	58.3
02/03/2017 03:00	9.4	21.98	60.5	8.1	22.14	60.6	54.7	58.3
02/03/2017 03:10	9.4	21.93	60.4	8.1	22.09	60.5	54.6	58.2
02/03/2017 03:20	9.4	21.89	60.3	8.1	22.06	60.5	54.5	58.1
02/03/2017 03:30	9.4	21.88	60.2	8.1	22.02	60.4	54.5	58.1
02/03/2017 03:40	9.4	21.84	60.1	8.1	22.01	60.4	54.3	58.0
02/03/2017 03:50	9.4	21.81	60.0	8.1	21.97	60.2	54.3	57.9
02/03/2017 04:00	9.4	21.77	60.0	8.1	21.94	60.2	54.2	57.9
02/03/2017 04:10	9.4	21.75	60.0	8.1	21.91	60.2	54.1	57.8
02/03/2017 04:20	9.4	21.70	59.9	8.1	21.87	60.1	54.0	57.7

Date/Time	GW12i F	GW12i T	GW12o	GW13i F	GW13i T	GW13o	GW13i not used	Lno not used
02/03/2017 04:30	9.4	21.66	59.8	8.2	21.83	60.0	53.9	57.6
02/03/2017 04:40	9.4	21.64	59.7	8.1	21.78	59.9	53.8	57.5
02/03/2017 04:50	9.4	21.60	59.6	8.1	21.76	59.8	53.7	57.4
02/03/2017 05:00	9.4	21.57	59.5	8.2	21.75	59.7	53.7	57.4
02/03/2017 05:10	9.4	21.57	59.5	8.2	21.74	59.7	53.7	57.4
02/03/2017 05:20	9.4	21.57	59.6	8.2	21.73	59.8	53.6	57.4
02/03/2017 05:30	9.4	21.57	59.5	8.2	21.73	59.7	53.6	57.4
02/03/2017 05:40	9.4	21.53	59.4	8.2	21.70	59.7	53.6	57.2
02/03/2017 05:50	9.4	21.53	59.4	8.2	21.69	59.6	53.6	57.2
02/03/2017 06:00	9.4	21.50	59.4	8.1	21.67	59.5	53.5	57.2
02/03/2017 06:10	9.4	21.49	59.3	8.2	21.65	59.5	53.4	57.1
02/03/2017 06:20	9.4	21.49	59.3	8.2	21.65	59.5	53.4	57.1
02/03/2017 06:30	9.4	21.45	59.3	8.2	21.61	59.4	53.4	57.0
02/03/2017 06:40	9.4	21.42	59.2	8.2	21.59	59.3	53.3	56.9
02/03/2017 06:50	9.4	21.40	59.2	8.2	21.57	59.3	53.3	56.9
02/03/2017 07:00	9.4	21.37	59.1	8.2	21.53	59.3	53.2	56.9
02/03/2017 07:10	9.4	21.33	59.1	8.2	21.51	59.3	53.1	56.8
02/03/2017 07:20	9.4	21.33	59.0	8.2	21.49	59.2	53.1	56.7
02/03/2017 07:30	9.4	21.33	58.9	8.2	21.49	59.2	53.0	56.7
02/03/2017 07:40	9.4	21.33	59.1	8.2	21.49	59.1	53.0	56.7
02/03/2017 07:50	9.4	21.33	59.0	8.2	21.50	59.1	53.0	56.8
02/03/2017 08:00	9.4	21.34	59.0	8.2	21.53	59.1	53.1	56.8
02/03/2017 08:10	9.4	21.36	59.0	8.2	21.53	59.2	53.1	56.8
02/03/2017 08:20	9.4	21.37	59.0	8.2	21.56	59.2	53.1	56.8
02/03/2017 08:30	9.4	21.36	58.9	8.2	21.53	59.2	53.1	56.8
02/03/2017 08:40	9.4	21.35	59.0	8.2	21.53	59.2	53.1	56.8
02/03/2017 08:50	9.4	21.37	58.9	8.2	21.55	59.2	53.1	56.8
02/03/2017 09:00	9.4	21.41	59.1	8.2	21.57	59.2	53.2	56.9
02/03/2017 09:10	9.4	21.44	59.1	8.2	21.61	59.2	53.3	57.0
02/03/2017 09:20	9.4	21.50	59.2	8.2	21.68	59.3	53.5	57.2
02/03/2017 09:30	9.4	21.58	59.3	8.2	21.75	59.4	53.6	57.3
02/03/2017 09:40	9.4	21.63	59.3	8.2	21.79	59.5	53.8	57.4
02/03/2017 09:50	9.4	21.69	59.5	8.2	21.87	59.7	53.9	57.6
02/03/2017 10:00	9.4	21.76	59.6	8.2	21.93	59.7	54.0	57.7
02/03/2017 10:10	9.4	21.79	59.7	8.1	21.97	59.8	54.1	57.8

Date/Time	GW12i F	GW12i T	GW12o	GW13i F	GW13i T	GW13o	GW13i not used	Lno not used
02/03/2017 10:20	9.4	21.83	59.8	8.2	22.00	59.9	54.2	57.9
02/03/2017 10:30	9.4	21.88	59.8	8.1	22.04	59.9	54.3	58.0
02/03/2017 10:40	9.4	21.93	59.9	8.1	22.10	60.0	54.5	58.1
02/03/2017 10:50	9.4	21.98	60.0	8.1	22.16	60.1	54.6	58.3
02/03/2017 11:00	9.4	22.06	60.1	8.1	22.25	60.3	54.8	58.5
02/03/2017 11:10	9.4	22.14	60.3	8.1	22.32	60.4	55.1	58.6
02/03/2017 11:20	9.4	22.25	60.4	8.1	22.43	60.5	55.3	58.9
02/03/2017 11:30	9.4	22.37	60.6	8.1	22.55	60.8	55.6	59.1
02/03/2017 11:40	9.4	22.43	60.8	8.1	22.62	60.9	55.8	59.3
02/03/2017 11:50	9.4	22.47	60.8	8.1	22.66	61.0	55.9	59.3
02/03/2017 12:00	9.4	22.52	60.9	8.1	22.70	61.1	56.0	59.5
02/03/2017 12:10	9.4	22.58	61.1	8.1	22.77	61.2	56.2	59.7
02/03/2017 12:20	9.4	22.66	61.2	8.1	22.84	61.3	56.4	59.8
02/03/2017 12:30	9.4	22.72	61.4	8.1	22.91	61.5	56.6	60.0
02/03/2017 12:40	9.4	22.77	61.5	8.1	22.95	61.5	56.6	60.1
02/03/2017 12:50	9.4	22.82	61.6	8.1	23.01	61.6	56.8	60.2
02/03/2017 13:00	9.4	22.87	61.7	8.1	23.08	61.8	57.0	60.4
02/03/2017 13:10	9.4	22.92	61.8	8.1	23.12	61.9	57.1	60.5
02/03/2017 13:20	9.4	22.96	61.8	8.1	23.18	62.0	57.2	60.5
02/03/2017 13:30	9.4	23.03	62.1	8.1	23.25	62.1	57.4	60.7
02/03/2017 13:40	9.3	23.11	62.1	8.1	23.34	62.2	57.5	60.9
02/03/2017 13:50	9.3	23.19	62.3	8.1	23.42	62.4	57.8	61.1
02/03/2017 14:00	9.3	23.29	62.5	8.1	23.51	62.6	58.0	61.2
02/03/2017 14:10	9.3	23.32	62.6	8.1	23.52	62.7	58.1	61.3
02/03/2017 14:20	9.3	23.34	62.6	8.1	23.56	62.7	58.1	61.3
02/03/2017 14:30	9.3	23.40	62.7	8.1	23.61	62.8	58.2	61.4
02/03/2017 14:40	9.3	23.45	62.8	8.1	23.65	62.9	58.3	61.6
02/03/2017 14:50	9.3	23.49	62.9	8.1	23.69	63.0	58.5	61.6
02/03/2017 15:00	9.3	23.52	63.0	8.1	23.75	63.0	58.6	61.7
02/03/2017 15:10	9.3	23.54	63.0	8.1	23.76	63.0	58.6	61.7
02/03/2017 15:20	9.3	23.57	63.0	8.1	23.79	63.1	58.7	61.8
02/03/2017 15:30	9.3	23.61	63.1	8.1	23.84	63.2	58.8	61.9
02/03/2017 15:40	9.3	23.63	63.2	8.1	23.86	63.3	58.9	62.0
02/03/2017 15:50	9.3	23.67	63.3	8.1	23.89	63.3	59.0	62.0
02/03/2017 16:00	9.3	23.68	63.3	8.1	23.89	63.4	59.0	62.0

Date/Time	GW12i F	GW12i T	GW12o	GW13i F	GW13i T	GW13o	GW13i not used	Lno not used
02/03/2017 16:10	9.3	23.68	63.4	8.1	23.90	63.4	59.0	62.1
02/03/2017 16:20	9.3	23.69	63.3	8.1	23.91	63.3	59.0	62.0
02/03/2017 16:30	9.3	23.72	63.4	8.1	23.92	63.4	59.1	62.0
02/03/2017 16:40	9.3	23.72	63.4	8.1	23.92	63.4	59.0	62.0
02/03/2017 16:50	9.3	23.70	63.4	8.1	23.90	63.4	59.0	62.0
02/03/2017 17:00	9.3	23.66	63.3	8.1	23.87	63.3	59.0	61.8
02/03/2017 17:10	9.3	23.64	63.2	8.1	23.82	63.3	58.9	61.7
02/03/2017 17:20	9.3	23.57	63.2	8.1	23.74	63.2	58.6	61.6
02/03/2017 17:30	9.3	23.50	63.0	8.1	23.66	63.0	58.5	61.5
02/03/2017 17:40	9.3	23.44	62.9	8.1	23.60	62.9	58.3	61.3
02/03/2017 17:50	9.3	23.37	62.8	8.1	23.53	62.8	58.2	61.2
02/03/2017 18:00	9.3	23.32	62.7	8.1	23.48	62.7	58.0	61.1
02/03/2017 18:10	9.3	23.27	62.6	8.1	23.44	62.6	58.0	61.0
02/03/2017 18:20	9.3	23.22	62.6	8.1	23.38	62.6	57.8	60.9
02/03/2017 18:30	9.4	23.17	62.4	8.1	23.34	62.5	57.7	60.8
02/03/2017 18:40	9.3	23.12	62.4	8.1	23.28	62.4	57.6	60.7
02/03/2017 18:50	9.3	23.09	62.2	8.1	23.25	62.4	57.5	60.6
02/03/2017 19:00	9.4	23.06	62.2	8.1	23.20	62.3	57.4	60.5
02/03/2017 19:10	9.4	22.99	62.2	8.1	23.15	62.2	57.2	60.5
02/03/2017 19:20	9.4	22.95	62.0	8.1	23.13	62.1	57.2	60.4
02/03/2017 19:30	9.4	22.92	62.0	8.1	23.09	62.1	57.1	60.3
02/03/2017 19:40	9.4	22.88	61.9	8.1	23.05	62.0	56.9	60.2
02/03/2017 19:50	9.4	22.84	61.8	8.1	23.02	62.0	57.0	60.1
02/03/2017 20:00	9.4	22.80	61.8	8.1	22.96	61.9	56.8	60.0
02/03/2017 20:10	9.4	22.77	61.7	8.1	22.93	61.8	56.7	60.0
02/03/2017 20:20	9.4	22.77	61.7	8.1	22.93	61.7	56.7	59.9
02/03/2017 20:30	9.4	22.71	61.6	8.1	22.87	61.7	56.6	59.9
02/03/2017 20:40	9.4	22.69	61.5	8.1	22.85	61.6	56.5	59.8
02/03/2017 20:50	9.4	22.69	61.5	8.1	22.84	61.6	56.4	59.7
02/03/2017 21:00	9.4	22.64	61.5	8.1	22.79	61.6	56.4	59.7
02/03/2017 21:10	9.4	22.57	61.4	8.1	22.74	61.5	56.3	59.6
02/03/2017 21:20	9.4	22.55	61.3	8.1	22.70	61.4	56.1	59.5
02/03/2017 21:30	9.4	22.53	61.3	8.1	22.68	61.4	56.1	59.4
02/03/2017 21:40	9.4	22.49	61.1	8.1	22.66	61.3	56.0	59.3
02/03/2017 21:50	9.4	22.45	61.1	8.1	22.61	61.2	55.9	59.3

Date/Time	GW12i F	GW12i T	GW12o	GW13i F	GW13i T	GW13o	GW13i not used	Lno not used
02/03/2017 22:00	9.4	22.43	61.0	8.1	22.59	61.1	55.8	59.2
02/03/2017 22:10	9.4	22.38	60.9	8.1	22.55	61.1	55.7	59.2
02/03/2017 22:20	9.4	22.37	60.9	8.1	22.53	61.0	55.6	59.1
02/03/2017 22:30	9.4	22.33	60.8	8.1	22.49	61.0	55.6	59.0
02/03/2017 22:40	9.4	22.30	60.7	8.1	22.46	60.9	55.5	58.9
02/03/2017 22:50	9.4	22.29	60.7	8.1	22.42	60.9	55.4	58.9
02/03/2017 23:00	9.4	22.25	60.7	8.1	22.40	60.8	55.4	58.7
02/03/2017 23:10	9.4	22.20	60.6	8.1	22.36	60.7	55.3	58.7
02/03/2017 23:20	9.4	22.18	60.5	8.1	22.34	60.7	55.3	58.7
02/03/2017 23:30	9.4	22.16	60.5	8.1	22.32	60.6	55.2	58.6
02/03/2017 23:40	9.4	22.11	60.4	8.1	22.27	60.5	55.0	58.6
02/03/2017 23:50	9.4	22.10	60.3	8.1	22.26	60.5	55.0	58.6
02/04/2017 00:00	9.4	22.08	60.3	8.2	22.25	60.5	55.0	58.5
02/04/2017 00:10	9.4	22.06	60.2	8.2	22.21	60.4	54.9	58.4
02/04/2017 00:20	9.4	22.03	60.2	8.2	22.18	60.4	54.8	58.4
02/04/2017 00:30	9.4	22.03	60.2	8.2	22.18	60.4	54.8	58.3
02/04/2017 00:40	9.4	22.00	60.1	8.2	22.14	60.3	54.7	58.3
02/04/2017 00:50	9.4	22.00	60.1	8.2	22.14	60.2	54.6	58.2
02/04/2017 01:00	9.4	21.95	60.1	8.2	22.11	60.3	54.6	58.2
02/04/2017 01:10	9.4	21.90	60.1	8.2	22.05	60.2	54.5	58.1
02/04/2017 01:20	9.4	21.89	59.9	8.2	22.02	60.1	54.5	58.0
02/04/2017 01:30	9.4	21.86	59.8	8.2	22.01	60.0	54.4	58.0
02/04/2017 01:40	9.4	21.85	59.9	8.2	22.00	60.0	54.3	57.9
02/04/2017 01:50	9.4	21.81	59.8	8.2	21.97	59.9	54.3	57.9
02/04/2017 02:00	9.4	21.78	59.7	8.2	21.92	59.9	54.2	57.8
02/04/2017 02:10	9.4	21.74	59.6	8.2	21.89	59.8	54.1	57.7
02/04/2017 02:20	9.4	21.74	59.6	8.2	21.89	59.8	54.1	57.7
02/04/2017 02:30	9.4	21.73	59.6	8.2	21.89	59.8	54.0	57.6
02/04/2017 02:40	9.4	21.72	59.6	8.2	21.87	59.8	54.0	57.6
02/04/2017 02:50	9.4	21.69	59.5	8.2	21.85	59.7	53.9	57.6
02/04/2017 03:00	9.4	21.68	59.5	8.2	21.84	59.7	53.9	57.5
02/04/2017 03:10	9.4	21.65	59.4	8.2	21.80	59.6	53.9	57.5
02/04/2017 03:20	9.4	21.65	59.4	8.2	21.77	59.5	53.9	57.4
02/04/2017 03:30	9.4	21.62	59.3	8.2	21.77	59.5	53.8	57.3
02/04/2017 03:40	9.4	21.61	59.3	8.2	21.77	59.5	53.7	57.3

Date/Time	GW12i F	GW12i T	GW12o	GW13i F	GW13i T	GW13o	GW13i not used	Lno not used
02/04/2017 03:50	9.4	21.57	59.2	8.2	21.73	59.5	53.7	57.3
02/04/2017 04:00	9.4	21.53	59.2	8.2	21.68	59.4	53.6	57.2
02/04/2017 04:10	9.4	21.53	59.1	8.2	21.69	59.3	53.5	57.2
02/04/2017 04:20	9.4	21.50	59.1	8.2	21.66	59.3	53.5	57.1
02/04/2017 04:30	9.4	21.50	59.1	8.2	21.66	59.3	53.5	57.0
02/04/2017 04:40	9.4	21.53	59.1	8.2	21.69	59.3	53.5	57.0
02/04/2017 04:50	9.4	21.53	59.1	8.2	21.69	59.2	53.5	57.0
02/04/2017 05:00	9.4	21.52	59.1	8.2	21.68	59.3	53.5	57.0
02/04/2017 05:10	9.4	21.52	59.1	8.2	21.68	59.3	53.5	57.0
02/04/2017 05:20	9.4	21.50	59.1	8.2	21.66	59.3	53.5	57.0
02/04/2017 05:30	9.4	21.49	59.0	8.2	21.63	59.2	53.5	56.9
02/04/2017 05:40	9.4	21.46	59.0	8.2	21.61	59.1	53.4	56.8
02/04/2017 05:50	9.4	21.42	59.0	8.2	21.58	59.0	53.3	56.8
02/04/2017 06:00	9.4	21.41	58.8	8.2	21.57	59.0	53.2	56.7
02/04/2017 06:10	9.5	21.39	58.8	8.2	21.54	59.0	53.2	56.7
02/04/2017 06:20	9.5	21.36	58.8	8.2	21.52	59.0	53.2	56.7
02/04/2017 06:30	9.5	21.34	58.7	8.2	21.50	58.9	53.1	56.6
02/04/2017 06:40	9.4	21.33	58.6	8.2	21.49	58.9	53.1	56.5
02/04/2017 06:50	9.5	21.31	58.6	8.2	21.47	58.8	53.0	56.5
02/04/2017 07:00	9.5	21.27	58.5	8.2	21.42	58.7	52.9	56.4
02/04/2017 07:10	9.5	21.23	58.5	8.2	21.38	58.7	52.8	56.3
02/04/2017 07:20	9.5	21.21	58.4	8.2	21.37	58.6	52.8	56.2
02/04/2017 07:30	9.5	21.21	58.4	8.2	21.35	58.7	52.8	56.3
02/04/2017 07:40	9.4	21.21	58.5	8.2	21.36	58.6	52.8	56.3
02/04/2017 07:50	9.5	21.22	58.4	8.2	21.39	58.6	52.8	56.3
02/04/2017 08:00	9.4	21.28	58.5	8.2	21.44	58.6	52.9	56.4
02/04/2017 08:10	9.4	21.32	58.5	8.2	21.48	58.7	52.9	56.5
02/04/2017 08:20	9.4	21.34	58.6	8.2	21.50	58.8	53.0	56.5
02/04/2017 08:30	9.4	21.38	58.6	8.2	21.54	58.8	53.2	56.5
02/04/2017 08:40	9.4	21.41	58.7	8.2	21.57	58.9	53.2	56.5
02/04/2017 08:50	9.4	21.44	58.8	8.2	21.60	58.9	53.2	56.7
02/04/2017 09:00	9.4	21.51	58.9	8.2	21.67	59.0	53.4	56.8
02/04/2017 09:10	9.4	21.56	58.9	8.2	21.72	59.1	53.5	56.9
02/04/2017 09:20	9.4	21.62	59.0	8.2	21.77	59.2	53.7	57.0
02/04/2017 09:30	9.4	21.70	59.2	8.2	21.88	59.4	53.9	57.3

Date/Time	GW12i F	GW12i T	GW12o	GW13i F	GW13i T	GW13o	GW13i not used	Lno not used
02/04/2017 09:40	9.4	21.77	59.3	8.2	21.95	59.5	54.1	57.5
02/04/2017 09:50	9.4	21.81	59.3	8.2	21.97	59.5	54.2	57.5
02/04/2017 10:00	9.4	21.84	59.4	8.2	22.00	59.6	54.2	57.5
02/04/2017 10:10	9.4	21.94	59.6	8.2	22.11	59.8	54.5	57.8
02/04/2017 10:20	9.4	22.05	59.7	8.2	22.22	59.9	54.8	58.0
02/04/2017 10:30	9.4	22.15	59.9	8.2	22.32	60.1	55.0	58.2
02/04/2017 10:40	9.4	22.23	60.1	8.2	22.39	60.2	55.2	58.3
02/04/2017 10:50	9.4	22.32	60.2	8.2	22.49	60.4	55.4	58.5
02/04/2017 11:00	9.4	22.43	60.5	8.2	22.60	60.6	55.7	58.8
02/04/2017 11:10	9.4	22.53	60.7	8.1	22.71	60.8	56.0	59.1
02/04/2017 11:20	9.4	22.66	60.9	8.1	22.84	61.0	56.3	59.3
02/04/2017 11:30	9.4	22.79	61.1	8.1	22.96	61.2	56.6	59.7
02/04/2017 11:40	9.4	22.89	61.3	8.1	23.07	61.4	56.9	59.9
02/04/2017 11:50	9.4	23.03	61.6	8.1	23.20	61.6	57.3	60.2
02/04/2017 12:00	9.4	23.14	61.9	8.1	23.32	61.9	57.5	60.4
02/04/2017 12:10	9.4	23.27	62.0	8.1	23.45	62.1	57.9	60.6
02/04/2017 12:20	9.4	23.37	62.2	8.1	23.55	62.3	58.1	60.9
02/04/2017 12:30	9.3	23.49	62.4	8.1	23.67	62.5	58.4	61.1
02/04/2017 12:40	9.3	23.61	62.6	8.1	23.78	62.7	58.6	61.4
02/04/2017 12:50	9.3	23.73	62.9	8.1	23.92	62.9	59.0	61.7
02/04/2017 13:00	9.3	23.83	63.1	8.1	24.01	63.2	59.3	61.8
02/04/2017 13:10	9.3	23.83	63.3	8.1	24.01	63.2	59.3	61.8
02/04/2017 13:20	9.3	23.84	63.3	8.1	24.01	63.2	59.3	61.8
02/04/2017 13:30	9.3	23.86	63.3	8.1	24.03	63.3	59.4	61.8
02/04/2017 13:40	9.3	23.88	63.4	8.1	24.07	63.3	59.4	61.8
02/04/2017 13:50	9.3	23.89	63.4	8.1	24.08	63.4	59.5	61.9
02/04/2017 14:00	9.3	23.90	63.4	8.1	24.10	63.4	59.5	61.9
02/04/2017 14:10	9.3	23.95	63.5	8.1	24.13	63.4	59.6	62.0
02/04/2017 14:20	9.3	23.97	63.5	8.1	24.16	63.5	59.7	62.1
02/04/2017 14:30	9.3	23.99	63.7	8.1	24.17	63.6	59.7	62.1
02/04/2017 14:40	9.3	24.01	63.7	8.1	24.20	63.6	59.7	62.2
02/04/2017 14:50	9.3	24.02	63.7	8.1	24.22	63.6	59.8	62.3
02/04/2017 15:00	9.3	24.06	63.7	8.1	24.25	63.7	59.9	62.3
02/04/2017 15:10	9.3	24.09	63.8	8.1	24.27	63.7	60.0	62.4
02/04/2017 15:20	9.3	24.13	63.9	8.1	24.31	63.8	60.1	62.5

Date/Time	GW12i F	GW12i T	GW12o	GW13i F	GW13i T	GW13o	GW13i not used	Lno not used
02/04/2017 15:30	9.3	24.17	64.1	8.1	24.35	63.9	60.1	62.6
02/04/2017 15:40	9.3	24.18	64.1	8.1	24.37	63.9	60.2	62.6
02/04/2017 15:50	9.3	24.18	64.1	8.1	24.37	64.0	60.2	62.6
02/04/2017 16:00	9.3	24.17	64.1	8.1	24.37	64.0	60.2	62.6
02/04/2017 16:10	9.3	24.17	64.1	8.1	24.36	64.0	60.1	62.7
02/04/2017 16:20	9.3	24.19	64.2	8.1	24.37	64.0	60.2	62.7
02/04/2017 16:30	9.3	24.18	64.3	8.1	24.37	64.0	60.2	62.7
02/04/2017 16:40	9.3	24.17	64.2	8.1	24.37	64.0	60.2	62.7
02/04/2017 16:50	9.3	24.17	64.2	8.1	24.36	64.0	60.2	62.7
02/04/2017 17:00	9.3	24.17	64.2	8.1	24.35	64.0	60.1	62.7
02/04/2017 17:10	9.3	24.17	64.2	8.1	24.34	64.0	60.1	62.6
02/04/2017 17:20	9.3	24.17	64.2	8.1	24.33	64.0	60.2	62.7
02/04/2017 17:30	9.3	24.17	64.1	8.1	24.33	64.0	60.1	62.6
02/04/2017 17:40	9.3	24.15	64.2	8.1	24.32	64.0	60.2	62.6
02/04/2017 17:50	9.3	24.14	64.2	8.1	24.32	64.0	60.1	62.6
02/04/2017 18:00	9.3	24.14	64.2	8.1	24.31	64.0	60.1	62.6
02/04/2017 18:10	9.3	24.13	64.2	8.1	24.31	64.0	60.1	62.6
02/04/2017 18:20	9.3	24.13	64.2	8.1	24.31	64.0	60.0	62.6
02/04/2017 18:30	9.3	24.15	64.2	8.1	24.32	64.0	60.1	62.6
02/04/2017 18:40	9.3	24.17	64.2	8.1	24.33	64.1	60.1	62.7
02/04/2017 18:50	9.3	24.17	64.2	8.1	24.34	64.1	60.2	62.7
02/04/2017 19:00	9.3	24.17	64.2	8.1	24.36	64.1	60.2	62.7
02/04/2017 19:10	9.3	24.17	64.3	8.1	24.37	64.1	60.2	62.7
02/04/2017 19:20	9.3	24.18	64.3	8.1	24.38	64.1	60.2	62.7
02/04/2017 19:30	9.3	24.21	64.4	8.1	24.39	64.2	60.3	62.7
02/04/2017 19:40	9.3	24.21	64.4	8.1	24.40	64.2	60.3	62.8
02/04/2017 19:50	9.3	24.21	64.4	8.1	24.41	64.3	60.3	62.8
02/04/2017 20:00	9.3	24.25	64.4	8.1	24.45	64.3	60.3	62.8
02/04/2017 20:10	9.3	24.25	64.5	8.1	24.45	64.3	60.4	62.8
02/04/2017 20:20	9.3	24.22	64.4	8.1	24.41	64.3	60.4	62.8
02/04/2017 20:30	9.3	24.21	64.4	8.1	24.40	64.2	60.3	62.7
02/04/2017 20:40	9.3	24.18	64.4	8.1	24.37	64.2	60.2	62.7
02/04/2017 20:50	9.3	24.17	64.4	8.1	24.36	64.2	60.2	62.7
02/04/2017 21:00	9.3	24.17	64.3	8.1	24.34	64.2	60.2	62.7
02/04/2017 21:10	9.3	24.16	64.3	8.1	24.33	64.1	60.1	62.7

Date/Time	GW12i F	GW12i T	GW12o	GW13i F	GW13i T	GW13o	GW13i not used	Lno not used
02/04/2017 21:20	9.3	24.15	64.3	8.1	24.32	64.1	60.1	62.7
02/04/2017 21:30	9.3	24.13	64.2	8.1	24.29	64.1	60.1	62.6
02/04/2017 21:40	9.3	24.11	64.2	8.1	24.29	64.1	60.1	62.7
02/04/2017 21:50	9.3	24.09	64.2	8.1	24.26	64.1	60.0	62.6
02/04/2017 22:00	9.3	24.08	64.2	8.1	24.24	64.0	59.9	62.6
02/04/2017 22:10	9.3	24.05	64.2	8.1	24.23	64.1	59.9	62.6
02/04/2017 22:20	9.3	24.05	64.1	8.1	24.21	64.0	59.9	62.5
02/04/2017 22:30	9.3	24.02	64.1	8.1	24.20	64.0	59.8	62.5
02/04/2017 22:40	9.3	24.00	64.1	8.1	24.17	63.9	59.7	62.5
02/04/2017 22:50	9.3	23.98	64.1	8.1	24.17	63.9	59.7	62.4
02/04/2017 23:00	9.3	23.97	64.0	8.1	24.13	63.9	59.7	62.3
02/04/2017 23:10	9.3	23.94	64.0	8.1	24.12	63.9	59.6	62.3
02/04/2017 23:20	9.3	23.91	63.9	8.1	24.09	63.8	59.5	62.2
02/04/2017 23:30	9.3	23.89	63.9	8.1	24.06	63.7	59.5	62.2
02/04/2017 23:40	9.3	23.85	63.9	8.1	24.02	63.7	59.4	62.1
02/04/2017 23:50	9.3	23.85	63.8	8.1	24.01	63.7	59.3	62.0
02/05/2017 00:00	9.3	23.81	63.7	8.1	23.98	63.6	59.3	62.0
02/05/2017 00:10	9.3	23.81	63.7	8.1	23.98	63.6	59.3	62.0
02/05/2017 00:20	9.3	23.79	63.7	8.1	23.96	63.6	59.2	61.9
02/05/2017 00:30	9.3	23.76	63.7	8.1	23.93	63.6	59.2	61.9
02/05/2017 00:40	9.3	23.73	63.7	8.1	23.91	63.5	59.1	61.9
02/05/2017 00:50	9.3	23.73	63.6	8.1	23.89	63.5	59.1	61.8
02/05/2017 01:00	9.3	23.70	63.6	8.1	23.86	63.5	59.0	61.7
02/05/2017 01:10	9.3	23.68	63.5	8.1	23.84	63.4	59.0	61.7
02/05/2017 01:20	9.3	23.63	63.4	8.1	23.82	63.4	58.8	61.6
02/05/2017 01:30	9.3	23.63	63.4	8.1	23.80	63.4	58.8	61.6
02/05/2017 01:40	9.3	23.61	63.4	8.1	23.77	63.3	58.8	61.6
02/05/2017 01:50	9.4	23.60	63.3	8.1	23.77	63.3	58.7	61.5
02/05/2017 02:00	9.3	23.61	63.4	8.1	23.77	63.3	58.8	61.5
02/05/2017 02:10	9.3	23.60	63.4	8.1	23.77	63.3	58.8	61.5
02/05/2017 02:20	9.3	23.60	63.3	8.1	23.77	63.3	58.8	61.5
02/05/2017 02:30	9.4	23.60	63.3	8.1	23.77	63.3	58.7	61.5
02/05/2017 02:40	9.4	23.61	63.3	8.1	23.77	63.3	58.8	61.5
02/05/2017 02:50	9.4	23.60	63.4	8.1	23.77	63.3	58.7	61.5
02/05/2017 03:00	9.4	23.58	63.3	8.1	23.75	63.3	58.7	61.5

Date/Time	GW12i F	GW12i T	GW12o	GW13i F	GW13i T	GW13o	GW13i not used	Lno not used
02/05/2017 03:10	9.4	23.57	63.3	8.1	23.75	63.3	58.7	61.5
02/05/2017 03:20	9.4	23.57	63.3	8.1	23.74	63.3	58.7	61.5
02/05/2017 03:30	9.4	23.57	63.3	8.1	23.74	63.2	58.7	61.5
02/05/2017 03:40	9.4	23.58	63.3	8.1	23.76	63.3	58.7	61.5
02/05/2017 03:50	9.4	23.57	63.3	8.1	23.73	63.3	58.7	61.5
02/05/2017 04:00	9.3	23.57	63.3	8.1	23.75	63.3	58.6	61.5
02/05/2017 04:10	9.4	23.57	63.3	8.1	23.76	63.2	58.7	61.5
02/05/2017 04:20	9.4	23.54	63.3	8.1	23.70	63.2	58.6	61.5
02/05/2017 04:30	9.4	23.52	63.2	8.1	23.69	63.2	58.5	61.5
02/05/2017 04:40	9.4	23.49	63.2	8.1	23.66	63.2	58.5	61.4
02/05/2017 04:50	9.4	23.49	63.2	8.1	23.65	63.1	58.5	61.4
02/05/2017 05:00	9.4	23.49	63.2	8.1	23.65	63.1	58.5	61.3
02/05/2017 05:10	9.4	23.49	63.1	8.1	23.64	63.1	58.5	61.3
02/05/2017 05:20	9.4	23.47	63.1	8.1	23.62	63.1	58.4	61.3
02/05/2017 05:30	9.4	23.45	63.1	8.1	23.60	63.1	58.3	61.2
02/05/2017 05:40	9.4	23.43	63.0	8.1	23.58	63.0	58.3	61.2
02/05/2017 05:50	9.4	23.41	63.0	8.1	23.57	63.0	58.3	61.1
02/05/2017 06:00	9.4	23.39	62.9	8.1	23.55	63.0	58.2	61.1
02/05/2017 06:10	9.4	23.38	62.9	8.1	23.54	62.9	58.2	61.1
02/05/2017 06:20	9.4	23.37	62.9	8.1	23.53	62.9	58.2	61.1
02/05/2017 06:30	9.4	23.37	62.9	8.1	23.53	62.9	58.2	61.0
02/05/2017 06:40	9.4	23.37	62.9	8.1	23.52	62.9	58.1	61.1
02/05/2017 06:50	9.4	23.37	62.9	8.1	23.53	62.9	58.2	61.1
02/05/2017 07:00	9.4	23.36	62.9	8.1	23.52	62.9	58.2	61.1
02/05/2017 07:10	9.4	23.35	62.9	8.1	23.50	62.9	58.2	61.0
02/05/2017 07:20	9.4	23.35	62.9	8.1	23.51	62.8	58.2	61.0
02/05/2017 07:30	9.4	23.33	62.8	8.1	23.49	62.8	58.1	61.0
02/05/2017 07:40	9.4	23.34	62.9	8.1	23.50	62.8	58.0	61.0
02/05/2017 07:50	9.4	23.37	62.9	8.1	23.53	62.9	58.1	61.1
02/05/2017 08:00	9.4	23.37	62.9	8.1	23.54	62.9	58.2	61.1
02/05/2017 08:10	9.4	23.39	63.0	8.1	23.55	62.9	58.2	61.1
02/05/2017 08:20	9.4	23.47	63.0	8.1	23.64	63.1	58.4	61.3
02/05/2017 08:30	9.4	23.57	63.2	8.1	23.76	63.2	58.6	61.5
02/05/2017 08:40	9.4	23.66	63.4	8.1	23.84	63.4	58.9	61.6
02/05/2017 08:50	9.3	23.73	63.5	8.1	23.92	63.4	59.0	61.8

Date/Time	GW12i F	GW12i T	GW12o	GW13i F	GW13i T	GW13o	GW13i not used	Lno not used
02/05/2017 09:00	9.4	23.83	63.6	8.1	24.01	63.6	59.3	62.0
02/05/2017 09:10	9.3	23.92	63.9	8.1	24.11	63.8	59.5	62.2
02/05/2017 09:20	9.3	24.01	64.0	8.1	24.20	63.9	59.7	62.4
02/05/2017 09:30	9.3	24.11	64.2	8.1	24.30	64.0	59.9	62.6
02/05/2017 09:40	9.3	24.20	64.4	8.1	24.40	64.2	60.2	62.9
02/05/2017 09:50	9.3	24.30	64.5	8.1	24.49	64.4	60.4	63.1
02/05/2017 10:00	9.3	24.39	64.7	8.1	24.59	64.6	60.7	63.3
02/05/2017 10:10	9.3	24.51	64.9	8.1	24.71	64.8	60.9	63.6
02/05/2017 10:20	9.3	24.61	65.1	8.1	24.81	64.9	61.2	63.9
02/05/2017 10:30	9.3	24.72	65.4	8.1	24.91	65.2	61.4	64.2
02/05/2017 10:40	9.3	24.82	65.6	8.1	25.00	65.4	61.7	64.4
02/05/2017 10:50	9.3	24.93	65.8	8.1	25.12	65.5	61.9	64.6
02/05/2017 11:00	9.3	25.04	66.0	8.1	25.23	65.7	62.2	64.9
02/05/2017 11:10	9.3	25.15	66.2	8.1	25.36	65.9	62.6	65.2
02/05/2017 11:20	9.3	25.28	66.5	8.1	25.49	66.2	62.9	65.4
02/05/2017 11:30	9.3	25.40	66.7	8.1	25.61	66.4	63.2	65.7
02/05/2017 11:40	9.3	25.53	67.0	8.1	25.75	66.6	63.6	66.0
02/05/2017 11:50	9.3	25.64	67.2	8.1	25.86	66.8	63.8	66.3
02/05/2017 12:00	9.3	25.75	67.4	8.1	25.98	67.1	64.1	66.5
02/05/2017 12:10	9.3	25.88	67.6	8.0	26.10	67.2	64.5	66.8
02/05/2017 12:20	9.3	26.00	67.9	8.0	26.21	67.5	64.8	67.0
02/05/2017 12:30	9.3	26.11	68.1	8.0	26.32	67.7	65.0	67.2
02/05/2017 12:40	9.3	26.19	68.2	8.0	26.40	67.9	65.2	67.4
02/05/2017 12:50	9.3	26.27	68.4	8.0	26.50	68.0	65.5	67.7
02/05/2017 13:00	9.3	26.35	68.6	8.0	26.60	68.2	65.7	67.8
02/05/2017 13:10	9.3	26.45	68.8	8.0	26.71	68.4	66.0	68.1
02/05/2017 13:20	9.3	26.56	69.0	8.0	26.82	68.6	66.2	68.4
02/05/2017 13:30	9.3	26.66	69.1	8.0	26.91	68.7	66.5	68.6
02/05/2017 13:40	9.3	26.73	69.3	8.0	26.99	68.9	66.6	68.8
02/05/2017 13:50	9.2	26.81	69.5	8.0	27.07	69.1	66.9	68.9
02/05/2017 14:00	9.2	26.87	69.7	8.0	27.12	69.2	67.0	69.0
02/05/2017 14:10	9.2	26.95	69.9	8.0	27.21	69.3	67.2	69.3
02/05/2017 14:20	9.2	27.04	70.0	8.0	27.30	69.5	67.4	69.4
02/05/2017 14:30	9.2	27.09	70.1	8.0	27.33	69.6	67.5	69.4
02/05/2017 14:40	9.2	27.12	70.2	8.0	27.37	69.7	67.7	69.6

Date/Time	GW12i F	GW12i T	GW12o	GW13i F	GW13i T	GW13o	GW13i not used	Lno not used
02/05/2017 14:50	9.2	27.18	70.3	8.0	27.43	69.8	67.7	69.7
02/05/2017 15:00	9.2	27.22	70.4	8.0	27.46	69.9	67.8	69.8
02/05/2017 15:10	9.2	27.27	70.6	8.0	27.53	70.0	68.0	69.9
02/05/2017 15:20	9.2	27.31	70.6	8.0	27.58	70.1	68.1	70.0
02/05/2017 15:30	9.2	27.40	70.7	8.0	27.66	70.2	68.3	70.2
02/05/2017 15:40	9.2	27.43	70.9	8.0	27.70	70.3	68.4	70.3
02/05/2017 15:50	9.2	27.47	71.0	8.0	27.73	70.4	68.5	70.3
02/05/2017 16:00	9.2	27.50	71.1	8.0	27.74	70.5	68.5	70.4
02/05/2017 16:10	9.2	27.50	71.1	8.0	27.73	70.5	68.5	70.3
02/05/2017 16:20	9.2	27.48	71.0	8.0	27.70	70.5	68.5	70.2
02/05/2017 16:30	9.2	27.45	71.0	8.0	27.69	70.5	68.4	70.2
02/05/2017 16:40	9.2	27.45	71.1	8.0	27.69	70.5	68.4	70.2
02/05/2017 16:50	9.2	27.45	71.0	8.0	27.68	70.5	68.4	70.2
02/05/2017 17:00	9.2	27.41	71.0	8.0	27.63	70.5	68.4	70.2
02/05/2017 17:10	9.2	27.40	70.9	8.0	27.60	70.4	68.3	70.1
02/05/2017 17:20	9.2	27.34	70.9	8.0	27.54	70.4	68.2	70.0
02/05/2017 17:30	9.2	27.28	70.8	8.0	27.48	70.3	68.0	69.9
02/05/2017 17:40	9.2	27.22	70.7	8.0	27.41	70.2	67.9	69.8
02/05/2017 17:50	9.2	27.13	70.6	8.0	27.34	70.1	67.7	69.7
02/05/2017 18:00	9.2	27.09	70.5	8.0	27.30	70.0	67.6	69.5
02/05/2017 18:10	9.2	27.07	70.4	8.0	27.27	70.0	67.4	69.5
02/05/2017 18:20	9.2	27.00	70.4	8.0	27.21	69.9	67.3	69.4
02/05/2017 18:30	9.2	26.95	70.3	8.0	27.15	69.8	67.2	69.2
02/05/2017 18:40	9.2	26.93	70.2	8.0	27.13	69.8	67.1	69.2
02/05/2017 18:50	9.2	26.89	70.2	8.0	27.09	69.8	67.0	69.2
02/05/2017 19:00	9.2	26.86	70.1	8.0	27.07	69.7	67.0	69.1
02/05/2017 19:10	9.2	26.81	70.0	8.0	27.03	69.6	66.9	69.0
02/05/2017 19:20	9.2	26.75	70.0	8.0	26.96	69.5	66.7	68.9
02/05/2017 19:30	9.2	26.70	69.9	8.0	26.92	69.5	66.6	68.8
02/05/2017 19:40	9.2	26.66	69.8	8.0	26.86	69.5	66.5	68.7
02/05/2017 19:50	9.2	26.65	69.7	8.0	26.85	69.4	66.4	68.6
02/05/2017 20:00	9.2	26.62	69.7	8.0	26.84	69.4	66.4	68.5
02/05/2017 20:10	9.2	26.60	69.6	8.0	26.80	69.4	66.3	68.5
02/05/2017 20:20	9.2	26.57	69.6	8.0	26.76	69.3	66.2	68.5
02/05/2017 20:30	9.2	26.53	69.6	8.0	26.73	69.2	66.2	68.4

Date/Time	GW12i F	GW12i T	GW12o	GW13i F	GW13i T	GW13o	GW13i not used	Lno not used
02/05/2017 20:40	9.2	26.50	69.5	8.0	26.70	69.2	66.1	68.4
02/05/2017 20:50	9.2	26.48	69.5	8.0	26.69	69.2	66.1	68.3
02/05/2017 21:00	9.2	26.45	69.4	8.0	26.65	69.2	66.0	68.2
02/05/2017 21:10	9.2	26.43	69.4	8.0	26.64	69.1	65.9	68.2
02/05/2017 21:20	9.2	26.41	69.4	8.0	26.61	69.1	65.9	68.1
02/05/2017 21:30	9.2	26.41	69.4	8.0	26.61	69.1	65.8	68.1
02/05/2017 21:40	9.2	26.37	69.4	8.0	26.59	69.0	65.8	68.1
02/05/2017 21:50	9.2	26.35	69.3	8.0	26.55	69.0	65.7	68.1
02/05/2017 22:00	9.2	26.32	69.3	8.0	26.52	69.0	65.7	67.9
02/05/2017 22:10	9.2	26.28	69.2	8.0	26.49	68.9	65.5	67.9
02/05/2017 22:20	9.2	26.26	69.1	8.0	26.47	68.9	65.5	67.8
02/05/2017 22:30	9.3	26.21	69.1	8.0	26.42	68.8	65.4	67.8
02/05/2017 22:40	9.2	26.17	69.0	8.0	26.38	68.8	65.3	67.7
02/05/2017 22:50	9.3	26.17	69.0	8.0	26.37	68.8	65.3	67.7
02/05/2017 23:00	9.3	26.13	68.9	8.0	26.32	68.7	65.2	67.6
02/05/2017 23:10	9.3	26.06	68.8	8.0	26.27	68.6	65.0	67.5
02/05/2017 23:20	9.3	26.03	68.7	8.0	26.23	68.5	65.0	67.4
02/05/2017 23:30	9.3	26.00	68.7	8.0	26.20	68.5	64.8	67.3
02/05/2017 23:40	9.3	25.96	68.6	8.0	26.16	68.4	64.7	67.2
02/05/2017 23:50	9.3	25.93	68.5	8.0	26.12	68.4	64.7	67.2
02/06/2017 00:00	9.3	25.89	68.5	8.0	26.09	68.3	64.6	67.1
02/06/2017 00:10	9.3	25.88	68.5	8.0	26.08	68.2	64.5	67.0
02/06/2017 00:20	9.3	25.82	68.4	8.0	26.01	68.2	64.4	66.9
02/06/2017 00:30	9.3	25.78	68.3	8.0	25.98	68.1	64.3	66.8
02/06/2017 00:40	9.3	25.77	68.3	8.0	25.97	68.1	64.3	66.8
02/06/2017 00:50	9.3	25.76	68.3	8.0	25.96	68.1	64.3	66.8
02/06/2017 01:00	9.3	25.70	68.2	8.0	25.92	68.0	64.1	66.8
02/06/2017 01:10	9.3	25.68	68.1	8.0	25.89	68.0	64.1	66.7
02/06/2017 01:20	9.3	25.70	68.1	8.0	25.92	68.0	64.1	66.6
02/06/2017 01:30	9.3	25.73	68.1	8.0	25.93	68.0	64.1	66.6
02/06/2017 01:40	9.3	25.70	68.1	8.0	25.90	68.0	64.1	66.6
02/06/2017 01:50	9.3	25.69	68.1	8.0	25.90	67.9	64.1	66.6
02/06/2017 02:00	9.3	25.67	68.1	8.1	25.88	67.9	64.0	66.6
02/06/2017 02:10	9.3	25.65	68.1	8.0	25.86	67.9	63.9	66.5
02/06/2017 02:20	9.3	25.63	68.1	8.0	25.84	67.8	63.9	66.4

Date/Time	GW12i F	GW12i T	GW12o	GW13i F	GW13i T	GW13o	GW13i not used	Lno not used
02/06/2017 02:30	9.3	25.61	68.0	8.0	25.81	67.8	63.9	66.4
02/06/2017 02:40	9.3	25.57	67.9	8.1	25.77	67.8	63.8	66.4
02/06/2017 02:50	9.3	25.53	67.9	8.0	25.73	67.7	63.7	66.3
02/06/2017 03:00	9.3	25.50	67.9	8.1	25.70	67.7	63.6	66.2
02/06/2017 03:10	9.3	25.49	67.7	8.1	25.69	67.6	63.5	66.1
02/06/2017 03:20	9.3	25.49	67.7	8.1	25.69	67.6	63.5	66.1
02/06/2017 03:30	9.3	25.45	67.7	8.0	25.64	67.6	63.5	66.1
02/06/2017 03:40	9.3	25.43	67.7	8.0	25.63	67.5	63.4	66.1
02/06/2017 03:50	9.3	25.41	67.6	8.1	25.61	67.5	63.4	66.1
02/06/2017 04:00	9.3	25.38	67.6	8.1	25.58	67.5	63.3	66.0
02/06/2017 04:10	9.3	25.36	67.6	8.1	25.57	67.4	63.2	65.9
02/06/2017 04:20	9.3	25.33	67.5	8.1	25.54	67.4	63.2	65.9
02/06/2017 04:30	9.3	25.33	67.5	8.1	25.53	67.4	63.1	65.8
02/06/2017 04:40	9.3	25.25	67.4	8.1	25.45	67.3	63.0	65.8
02/06/2017 04:50	9.3	25.23	67.3	8.1	25.43	67.2	62.9	65.7
02/06/2017 05:00	9.3	25.21	67.3	8.1	25.41	67.2	62.9	65.6
02/06/2017 05:10	9.3	25.18	67.2	8.1	25.37	67.1	62.7	65.6
02/06/2017 05:20	9.3	25.14	67.1	8.1	25.33	67.0	62.6	65.6
02/06/2017 05:30	9.3	25.14	67.2	8.1	25.34	67.0	62.7	65.5
02/06/2017 05:40	9.3	25.12	67.1	8.1	25.32	67.0	62.6	65.4
02/06/2017 05:50	9.3	25.09	67.0	8.1	25.29	67.0	62.5	65.4
02/06/2017 06:00	9.3	25.09	67.0	8.1	25.27	66.9	62.5	65.3
02/06/2017 06:10	9.3	25.12	67.0	8.1	25.32	67.0	62.6	65.3
02/06/2017 06:20	9.3	25.17	67.1	8.1	25.37	67.0	62.7	65.5
02/06/2017 06:30	9.3	25.22	67.2	8.1	25.43	67.1	62.9	65.5
02/06/2017 06:40	9.3	25.30	67.2	8.1	25.50	67.2	63.0	65.6
02/06/2017 06:50	9.3	25.34	67.4	8.1	25.55	67.3	63.1	65.7
02/06/2017 07:00	9.3	25.37	67.5	8.1	25.59	67.4	63.2	65.8
02/06/2017 07:10	9.3	25.41	67.6	8.1	25.61	67.4	63.3	65.9
02/06/2017 07:20	9.3	25.44	67.6	8.1	25.65	67.5	63.4	66.0
02/06/2017 07:30	9.3	25.50	67.7	8.1	25.71	67.6	63.5	66.1
02/06/2017 07:40	9.3	25.58	67.8	8.1	25.80	67.7	63.7	66.2
02/06/2017 07:50	9.3	25.62	67.9	8.1	25.83	67.8	63.9	66.3
02/06/2017 08:00	9.3	25.67	68.1	8.1	25.89	67.8	64.0	66.4
02/06/2017 08:10	9.2	25.73	68.1	8.1	25.93	67.9	64.1	66.5

Date/Time	GW12i F	GW12i T	GW12o	GW13i F	GW13i T	GW13o	GW13i not used	Lno not used
02/06/2017 08:20	9.2	25.77	68.3	8.1	25.99	68.0	64.3	66.6
02/06/2017 08:30	9.3	25.85	68.4	8.0	26.07	68.2	64.4	66.8
02/06/2017 08:40	9.2	25.92	68.5	8.0	26.13	68.2	64.6	66.9
02/06/2017 08:50	9.2	25.98	68.6	8.0	26.20	68.4	64.7	67.0
02/06/2017 09:00	9.2	26.04	68.7	8.0	26.25	68.5	64.9	67.1
02/06/2017 09:10	9.2	26.10	68.9	8.0	26.31	68.6	65.1	67.3
02/06/2017 09:20	9.2	26.16	68.9	8.0	26.38	68.7	65.2	67.5
02/06/2017 09:30	9.2	26.24	69.0	8.0	26.46	68.8	65.4	67.6
02/06/2017 09:40	9.2	26.33	69.2	8.0	26.55	69.0	65.6	67.8
02/06/2017 09:50	9.2	26.40	69.4	8.0	26.62	69.1	65.8	67.9
02/06/2017 10:00	9.2	26.47	69.5	8.0	26.69	69.2	66.0	68.0
02/06/2017 10:10	9.2	26.57	69.6	8.0	26.78	69.4	66.2	68.3
02/06/2017 10:20	9.2	26.64	69.8	8.0	26.86	69.5	66.3	68.4
02/06/2017 10:30	9.2	26.69	69.9	8.0	26.91	69.6	66.5	68.6
02/06/2017 10:40	9.2	26.73	70.0	8.0	26.96	69.7	66.6	68.6
02/06/2017 10:50	9.2	26.77	70.1	8.0	26.97	69.8	66.7	68.7
02/06/2017 11:00	9.2	26.78	70.1	8.0	26.99	69.8	66.7	68.7
02/06/2017 11:10	9.2	26.83	70.2	8.0	27.05	69.9	66.8	68.8
02/06/2017 11:20	9.2	26.94	70.4	8.0	27.16	70.1	67.1	69.2
02/06/2017 11:30	9.2	27.05	70.6	8.0	27.28	70.2	67.4	69.4
02/06/2017 11:40	9.2	27.13	70.8	8.0	27.35	70.4	67.6	69.5
02/06/2017 11:50	9.2	27.21	70.9	8.0	27.43	70.5	67.7	69.6
02/06/2017 12:00	9.2	27.27	71.0	8.0	27.49	70.7	67.9	69.8
02/06/2017 12:10	9.2	27.38	71.2	8.0	27.60	70.8	68.2	70.0
02/06/2017 12:20	9.2	27.49	71.4	8.0	27.71	71.0	68.5	70.3
02/06/2017 12:30	9.2	27.59	71.6	8.0	27.82	71.2	68.7	70.5
02/06/2017 12:40	9.2	27.72	71.8	8.0	27.96	71.4	69.0	70.8
02/06/2017 12:50	9.2	27.90	72.1	8.0	28.15	71.7	69.5	71.2
02/06/2017 13:00	9.2	28.03	72.4	8.0	28.28	71.9	69.8	71.4
02/06/2017 13:10	9.2	28.19	72.7	8.0	28.45	72.2	70.2	71.7
02/06/2017 13:20	9.2	28.34	73.0	8.0	28.59	72.5	70.6	72.2
02/06/2017 13:30	9.2	28.43	73.2	8.0	28.67	72.7	70.8	72.3
02/06/2017 13:40	9.2	28.50	73.3	8.0	28.73	72.8	71.0	72.4
02/06/2017 13:50	9.2	28.55	73.4	8.0	28.80	72.9	71.2	72.6
02/06/2017 14:00	9.2	28.61	73.6	8.0	28.86	73.0	71.4	72.7

Date/Time	GW12i F	GW12i T	GW12o	GW13i F	GW13i T	GW13o	GW13i not used	Lno not used
02/06/2017 14:10	9.2	28.67	73.7	8.0	28.91	73.1	71.4	72.8
02/06/2017 14:20	9.2	28.75	73.8	8.0	28.98	73.3	71.6	73.0
02/06/2017 14:30	9.2	28.80	73.9	7.9	29.04	73.4	71.8	73.1
02/06/2017 14:40	9.2	28.82	74.0	7.9	29.06	73.5	71.9	73.2
02/06/2017 14:50	9.2	28.87	74.2	7.9	29.11	73.5	71.9	73.3
02/06/2017 15:00	9.2	28.90	74.3	7.9	29.14	73.6	72.1	73.4
02/06/2017 15:10	9.2	28.96	74.3	7.9	29.20	73.8	72.2	73.5
02/06/2017 15:20	9.2	29.01	74.5	7.9	29.25	73.8	72.3	73.6
02/06/2017 15:30	9.2	29.06	74.6	7.9	29.31	73.9	72.5	73.8
02/06/2017 15:40	9.1	29.12	74.7	7.9	29.36	74.1	72.6	73.9
02/06/2017 15:50	9.2	29.17	74.8	7.9	29.41	74.2	72.8	74.0
02/06/2017 16:00	9.1	29.19	74.9	7.9	29.43	74.3	72.8	74.0
02/06/2017 16:10	9.2	29.21	74.9	7.9	29.45	74.3	72.8	74.1
02/06/2017 16:20	9.2	29.21	75.0	7.9	29.45	74.4	72.9	74.2
02/06/2017 16:30	9.2	29.25	75.1	7.9	29.49	74.4	72.9	74.2
02/06/2017 16:40	9.1	29.25	75.1	7.9	29.48	74.4	72.9	74.3
02/06/2017 16:50	9.2	29.25	75.1	7.9	29.48	74.4	72.9	74.3
02/06/2017 17:00	9.1	29.25	75.1	7.9	29.49	74.4	73.0	74.3
02/06/2017 17:10	9.1	29.25	75.1	7.9	29.49	74.5	73.0	74.3
02/06/2017 17:20	9.1	29.23	75.1	7.9	29.46	74.5	72.9	74.3
02/06/2017 17:30	9.2	29.21	75.1	7.9	29.45	74.5	72.9	74.2
02/06/2017 17:40	9.2	29.20	75.1	7.9	29.43	74.5	72.8	74.2
02/06/2017 17:50	9.1	29.17	75.1	7.9	29.41	74.5	72.8	74.2
02/06/2017 18:00	9.2	29.17	75.1	7.9	29.41	74.5	72.7	74.1
02/06/2017 18:10	9.1	29.14	75.0	7.9	29.37	74.4	72.7	74.1
02/06/2017 18:20	9.2	29.13	75.0	7.9	29.36	74.4	72.7	74.1
02/06/2017 18:30	9.1	29.11	75.0	7.9	29.33	74.4	72.6	74.1
02/06/2017 18:40	9.1	29.09	74.9	7.9	29.32	74.4	72.6	74.0
02/06/2017 18:50	9.2	29.07	74.9	7.9	29.29	74.4	72.5	74.0
02/06/2017 19:00	9.2	29.06	74.9	7.9	29.29	74.4	72.5	74.0
02/06/2017 19:10	9.1	29.05	75.0	7.9	29.29	74.4	72.5	74.0
02/06/2017 19:20	9.2	29.05	75.0	7.9	29.29	74.3	72.5	74.0
02/06/2017 19:30	9.1	29.05	75.0	7.9	29.29	74.4	72.5	74.0
02/06/2017 19:40	9.2	29.06	75.0	7.9	29.29	74.4	72.5	74.0
02/06/2017 19:50	9.1	29.09	75.0	7.9	29.32	74.5	72.5	74.1

Date/Time	GW12i F	GW12i T	GW12o	GW13i F	GW13i T	GW13o	GW13i not used	Lno not used
02/06/2017 20:00	9.1	29.11	75.1	7.9	29.33	74.5	72.6	74.1
02/06/2017 20:10	9.1	29.13	75.1	7.9	29.37	74.5	72.7	74.2
02/06/2017 20:20	9.1	29.15	75.2	7.9	29.39	74.6	72.7	74.2
02/06/2017 20:30	9.1	29.17	75.2	7.9	29.41	74.7	72.7	74.2
02/06/2017 20:40	9.1	29.20	75.3	7.9	29.44	74.7	72.8	74.3
02/06/2017 20:50	9.1	29.25	75.3	7.9	29.47	74.8	72.9	74.4
02/06/2017 21:00	9.1	29.25	75.4	7.9	29.49	74.8	73.0	74.4
02/06/2017 21:10	9.1	29.29	75.5	7.9	29.53	74.9	73.0	74.5
02/06/2017 21:20	9.1	29.32	75.6	7.9	29.56	75.0	73.1	74.5
02/06/2017 21:30	9.1	29.33	75.6	7.9	29.57	75.0	73.1	74.6
02/06/2017 21:40	9.1	29.36	75.6	7.9	29.59	75.1	73.2	74.7
02/06/2017 21:50	9.1	29.38	75.7	7.9	29.62	75.1	73.3	74.8
02/06/2017 22:00	9.1	29.41	75.8	7.9	29.65	75.2	73.4	74.8
02/06/2017 22:10	9.1	29.43	75.8	7.9	29.67	75.2	73.4	74.8
02/06/2017 22:20	9.1	29.45	75.8	7.9	29.69	75.3	73.5	74.9
02/06/2017 22:30	9.1	29.49	75.9	7.9	29.73	75.4	73.5	75.0
02/06/2017 22:40	9.1	29.52	76.0	7.9	29.77	75.4	73.7	75.0
02/06/2017 22:50	9.1	29.57	76.1	7.9	29.81	75.5	73.7	75.1
02/06/2017 23:00	9.1	29.60	76.2	7.9	29.85	75.6	73.8	75.2
02/06/2017 23:10	9.1	29.64	76.3	7.9	29.88	75.6	73.9	75.3
02/06/2017 23:20	9.1	29.68	76.3	7.9	29.92	75.8	74.1	75.4
02/06/2017 23:30	9.1	29.73	76.4	7.9	29.97	75.8	74.2	75.5
02/06/2017 23:40	9.1	29.76	76.5	7.9	30.00	75.9	74.2	75.5
02/06/2017 23:50	9.1	29.80	76.6	7.9	30.04	76.0	74.3	75.6
02/07/2017 00:00	9.1	29.84	76.7	7.9	30.08	76.0	74.4	75.6
02/07/2017 00:10	9.1	29.86	76.7	7.9	30.11	76.1	74.5	75.7
02/07/2017 00:20	9.1	29.90	76.8	7.9	30.14	76.2	74.6	75.8
02/07/2017 00:30	9.1	29.95	76.9	7.9	30.19	76.2	74.7	75.9
02/07/2017 00:40	9.1	29.97	77.0	7.9	30.24	76.3	74.8	76.0
02/07/2017 00:50	9.1	30.02	77.1	7.9	30.26	76.4	74.9	76.1
02/07/2017 01:00	9.1	30.07	77.2	7.9	30.31	76.5	75.0	76.2
02/07/2017 01:10	9.1	30.10	77.3	7.9	30.34	76.6	75.1	76.3
02/07/2017 01:20	9.1	30.13	77.3	7.9	30.38	76.6	75.2	76.3
02/07/2017 01:30	9.1	30.13	77.4	7.9	30.40	76.7	75.2	76.4
02/07/2017 01:40	9.1	30.16	77.4	7.9	30.41	76.7	75.2	76.4

Date/Time	GW12i F	GW12i T	GW12o	GW13i F	GW13i T	GW13o	GW13i not used	Lno not used
02/07/2017 01:50	9.1	30.18	77.4	7.9	30.41	76.8	75.3	76.5
02/07/2017 02:00	9.1	30.21	77.5	7.9	30.43	76.8	75.3	76.5
02/07/2017 02:10	9.1	30.21	77.5	7.9	30.45	76.9	75.4	76.5
02/07/2017 02:20	9.1	30.24	77.6	7.9	30.48	76.9	75.4	76.6
02/07/2017 02:30	9.1	30.25	77.6	7.9	30.49	77.0	75.4	76.7
02/07/2017 02:40	9.1	30.28	77.7	7.9	30.52	77.0	75.5	76.7
02/07/2017 02:50	9.1	30.29	77.7	7.9	30.53	77.0	75.5	76.8
02/07/2017 03:00	9.1	30.29	77.7	7.9	30.53	77.1	75.6	76.8
02/07/2017 03:10	9.1	30.32	77.8	7.9	30.55	77.1	75.6	76.8
02/07/2017 03:20	9.1	30.33	77.8	7.9	30.57	77.1	75.7	76.9
02/07/2017 03:30	9.1	30.35	77.9	7.9	30.59	77.2	75.7	76.9
02/07/2017 03:40	9.1	30.37	78.0	7.9	30.61	77.3	75.8	77.0
02/07/2017 03:50	9.1	30.39	78.0	7.9	30.64	77.3	75.8	77.0
02/07/2017 04:00	9.1	30.41	78.0	7.9	30.65	77.4	75.8	77.1
02/07/2017 04:10	9.1	30.41	78.1	7.9	30.65	77.4	75.9	77.1
02/07/2017 04:20	9.1	30.41	78.1	7.9	30.67	77.5	75.9	77.2
02/07/2017 04:30	9.1	30.42	78.1	7.9	30.69	77.4	75.9	77.2
02/07/2017 04:40	9.1	30.45	78.2	7.9	30.69	77.5	76.0	77.1
02/07/2017 04:50	9.1	30.45	78.2	7.9	30.69	77.5	76.0	77.2
02/07/2017 05:00	9.1	30.46	78.2	7.9	30.70	77.5	76.0	77.3
02/07/2017 05:10	9.1	30.49	78.3	7.9	30.73	77.6	76.0	77.3
02/07/2017 05:20	9.1	30.50	78.3	7.9	30.75	77.6	76.0	77.4
02/07/2017 05:30	9.1	30.53	78.3	7.8	30.77	77.7	76.1	77.4
02/07/2017 05:40	9.1	30.54	78.4	7.8	30.78	77.8	76.2	77.4
02/07/2017 05:50	9.1	30.57	78.4	7.8	30.81	77.8	76.2	77.5
02/07/2017 06:00	9.1	30.57	78.5	7.8	30.81	77.8	76.2	77.5
02/07/2017 06:10	9.1	30.58	78.5	7.8	30.81	77.8	76.3	77.6
02/07/2017 06:20	9.1	30.59	78.5	7.8	30.83	77.9	76.3	77.6
02/07/2017 06:30	9.1	30.61	78.5	7.8	30.85	77.9	76.4	77.6
02/07/2017 06:40	9.1	30.61	78.6	7.8	30.85	78.0	76.4	77.6
02/07/2017 06:50	9.1	30.65	78.6	7.8	30.89	78.0	76.5	77.6
02/07/2017 07:00	9.1	30.65	78.6	7.8	30.89	78.0	76.5	77.7
02/07/2017 07:10	9.1	30.63	78.6	7.8	30.87	78.0	76.5	77.7
02/07/2017 07:20	9.1	30.61	78.6	7.8	30.84	78.0	76.4	77.6
02/07/2017 07:30	9.1	30.55	78.5	7.8	30.78	77.9	76.3	77.4

Date/Time	GW12i F	GW12i T	GW12o	GW13i F	GW13i T	GW13o	GW13i not used	Lno not used
02/07/2017 07:40	9.1	30.46	78.4	7.8	30.69	77.8	76.0	77.4
02/07/2017 07:50	9.1	30.38	78.3	7.8	30.61	77.7	75.8	77.3
02/07/2017 08:00	9.1	30.34	78.2	7.8	30.57	77.6	75.7	77.2
02/07/2017 08:10	9.1	30.31	78.2	7.8	30.55	77.6	75.6	77.1
02/07/2017 08:20	9.1	30.29	78.1	7.8	30.52	77.5	75.5	77.1
02/07/2017 08:30	9.1	30.29	78.1	7.8	30.53	77.5	75.6	77.1
02/07/2017 08:40	9.1	30.29	78.1	7.8	30.53	77.6	75.6	77.1
02/07/2017 08:50	9.1	30.29	78.1	7.8	30.53	77.5	75.5	77.1
02/07/2017 09:00	9.1	30.26	78.1	7.8	30.49	77.5	75.5	77.1
02/07/2017 09:10	9.1	30.26	78.1	7.8	30.50	77.5	75.5	77.1
02/07/2017 09:20	9.1	30.29	78.1	7.8	30.53	77.6	75.6	77.2
02/07/2017 09:30	9.1	30.32	78.2	7.8	30.54	77.7	75.7	77.2
02/07/2017 09:40	9.1	30.34	78.2	7.8	30.58	77.7	75.7	77.3
02/07/2017 09:50	9.1	30.35	78.3	7.8	30.58	77.7	75.7	77.2
02/07/2017 10:00	9.1	30.36	78.3	7.8	30.59	77.7	75.8	77.3
02/07/2017 10:10	9.1	30.45	78.4	7.8	30.70	77.8	75.9	77.5
02/07/2017 10:20	9.1	30.56	78.6	7.8	30.80	78.0	76.2	77.8
02/07/2017 10:30	9.1	30.49	78.6	7.8	30.72	78.0	76.0	77.8
02/07/2017 10:40	9.1	30.51	78.5	7.8	30.74	78.0	76.0	77.7
02/07/2017 10:50	9.1	30.52	78.6	7.8	30.75	78.0	76.1	77.8
02/07/2017 11:00	9.1	30.53	78.6	7.8	30.77	78.0	76.1	77.9
02/07/2017 11:10	9.1	30.52	78.6	7.8	30.75	78.0	76.2	77.9
02/07/2017 11:20	9.1	30.53	78.6	7.8	30.77	78.1	76.2	77.9
02/07/2017 11:30	9.1	30.54	78.7	7.8	30.78	78.1	76.2	77.9
02/07/2017 11:40	9.1	30.59	78.7	7.8	30.82	78.2	76.3	78.0
02/07/2017 11:50	9.1	30.62	78.8	7.8	30.86	78.3	76.4	78.1
02/07/2017 12:00	9.1	30.68	78.9	7.8	30.93	78.4	76.5	78.3
02/07/2017 12:10	9.1	30.72	79.0	7.8	30.97	78.5	76.6	78.4
02/07/2017 12:20	9.1	30.73	79.0	7.8	30.98	78.5	76.7	78.4
02/07/2017 12:30	9.1	30.76	79.1	7.8	31.00	78.5	76.7	78.4
02/07/2017 12:40	9.1	30.80	79.2	7.8	31.04	78.6	76.8	78.5
02/07/2017 12:50	9.1	30.83	79.2	7.8	31.07	78.7	76.9	78.6
02/07/2017 13:00	9.1	30.85	79.3	7.9	31.11	78.7	76.9	78.7
02/07/2017 13:10	9.1	30.91	79.4	7.9	31.16	78.8	77.1	78.8
02/07/2017 13:20	9.1	30.93	79.5	7.9	31.20	78.9	77.3	78.8

Date/Time	GW12i F	GW12i T	GW12o	GW13i F	GW13i T	GW13o	GW13i not used	Lno not used
02/07/2017 13:30	9.1	30.97	79.6	7.9	31.22	79.0	77.3	78.9
02/07/2017 13:40	9.1	31.00	79.6	7.9	31.25	79.0	77.4	79.0
02/07/2017 13:50	9.1	31.05	79.7	7.9	31.31	79.1	77.5	79.1
02/07/2017 14:00	9.1	31.06	79.8	7.9	31.32	79.2	77.6	79.2
02/07/2017 14:10	9.1	31.09	79.8	7.9	31.34	79.2	77.6	79.2
02/07/2017 14:20	9.1	31.12	79.8	7.9	31.36	79.2	77.6	79.3
02/07/2017 14:30	9.1	31.12	79.9	7.9	31.37	79.2	77.6	79.3
02/07/2017 14:40	9.1	31.10	79.8	7.9	31.34	79.2	77.6	79.3
02/07/2017 14:50	9.1	31.10	79.8	7.9	31.35	79.3	77.6	79.2
02/07/2017 15:00	9.1	31.12	79.9	7.9	31.37	79.3	77.6	79.3
02/07/2017 15:10	9.1	31.13	79.9	7.9	31.39	79.3	77.7	79.3
02/07/2017 15:20	9.1	31.12	79.9	7.9	31.36	79.3	77.7	79.3
02/07/2017 15:30	9.1	31.01	79.8	7.9	31.25	79.2	77.4	79.2
02/07/2017 15:40	9.1	30.91	79.6	7.9	31.16	79.0	77.2	79.0
02/07/2017 15:50	9.1	30.79	79.4	7.9	31.04	78.9	76.9	78.7
02/07/2017 16:00	9.1	30.70	79.3	7.9	30.95	78.8	76.6	78.5
02/07/2017 16:10	9.1	30.57	79.1	7.9	30.82	78.6	76.3	78.3
02/07/2017 16:20	9.1	30.48	78.9	7.9	30.73	78.4	76.1	78.0
02/07/2017 16:30	9.1	30.38	78.7	7.9	30.64	78.2	75.9	77.8
02/07/2017 16:40	9.1	30.29	78.7	7.9	30.53	78.1	75.7	77.6
02/07/2017 16:50	9.1	30.16	78.4	7.9	30.40	77.9	75.3	77.3
02/07/2017 17:00	9.1	30.05	78.2	7.9	30.28	77.7	75.0	77.0
02/07/2017 17:10	9.1	29.92	77.9	7.9	30.15	77.5	74.7	76.7
02/07/2017 17:20	9.1	29.81	77.7	7.9	30.03	77.3	74.4	76.5
02/07/2017 17:30	9.1	29.70	77.5	7.9	29.91	77.1	74.1	76.2
02/07/2017 17:40	9.1	29.57	77.3	7.9	29.80	77.0	73.8	75.9
02/07/2017 17:50	9.1	29.45	77.0	7.9	29.67	76.7	73.5	75.7
02/07/2017 18:00	9.2	29.34	76.8	7.9	29.56	76.5	73.2	75.4
02/07/2017 18:10	9.2	29.22	76.6	7.9	29.44	76.3	72.9	75.2
02/07/2017 18:20	9.2	29.09	76.3	7.9	29.31	76.1	72.6	74.9
02/07/2017 18:30	9.2	29.02	76.1	7.9	29.23	76.0	72.4	74.7
02/07/2017 18:40	9.2	28.92	76.0	8.0	29.13	75.8	72.1	74.6
02/07/2017 18:50	9.2	28.84	75.8	8.0	29.05	75.7	71.9	74.4
02/07/2017 19:00	9.2	28.77	75.7	7.9	28.98	75.5	71.8	74.2
02/07/2017 19:10	9.2	28.67	75.5	8.0	28.88	75.4	71.5	74.0

Date/Time	GW12i F	GW12i T	GW12o	GW13i F	GW13i T	GW13o	GW13i not used	Lno not used
02/07/2017 19:20	9.2	28.55	75.2	8.0	28.77	75.2	71.2	73.7
02/07/2017 19:30	9.2	28.45	75.1	8.0	28.66	75.0	71.0	73.5
02/07/2017 19:40	9.2	28.34	74.9	8.0	28.56	74.8	70.7	73.3
02/07/2017 19:50	9.2	28.23	74.7	8.0	28.45	74.7	70.4	73.1
02/07/2017 20:00	9.2	28.15	74.5	8.0	28.36	74.5	70.2	72.9
02/07/2017 20:10	9.2	28.06	74.3	8.0	28.29	74.3	70.0	72.7
02/07/2017 20:20	9.2	28.01	74.3	8.0	28.22	74.2	69.8	72.5
02/07/2017 20:30	9.2	27.94	74.0	8.0	28.14	74.1	69.7	72.4
02/07/2017 20:40	9.2	27.87	73.9	8.0	28.07	74.0	69.4	72.3
02/07/2017 20:50	9.2	27.77	73.7	8.0	27.97	73.8	69.2	72.0
02/07/2017 21:00	9.2	27.70	73.5	8.0	27.89	73.7	69.1	71.8
02/07/2017 21:10	9.2	27.62	73.4	8.0	27.81	73.5	68.9	71.7
02/07/2017 21:20	9.2	27.55	73.3	8.0	27.75	73.4	68.7	71.5
02/07/2017 21:30	9.2	27.52	73.2	8.0	27.70	73.3	68.6	71.4
02/07/2017 21:40	9.2	27.45	73.1	8.0	27.64	73.2	68.5	71.3
02/07/2017 21:50	9.2	27.41	72.9	8.0	27.60	73.1	68.3	71.2
02/07/2017 22:00	9.2	27.34	72.8	8.0	27.53	73.0	68.2	71.1
02/07/2017 22:10	9.2	27.27	72.7	8.0	27.46	72.9	68.0	71.0
02/07/2017 22:20	9.2	27.20	72.6	8.0	27.39	72.8	67.8	70.8
02/07/2017 22:30	9.2	27.12	72.4	8.0	27.32	72.6	67.6	70.6
02/07/2017 22:40	9.2	27.05	72.3	8.0	27.23	72.5	67.4	70.5
02/07/2017 22:50	9.2	26.98	72.2	8.0	27.18	72.4	67.3	70.3
02/07/2017 23:00	9.2	26.91	72.1	8.0	27.11	72.2	67.1	70.2
02/07/2017 23:10	9.2	26.86	72.0	8.0	27.06	72.1	67.0	70.1
02/07/2017 23:20	9.2	26.80	71.8	8.0	27.01	72.0	66.8	70.0
02/07/2017 23:30	9.2	26.74	71.7	8.0	26.94	71.9	66.7	69.8
02/07/2017 23:40	9.2	26.68	71.6	8.0	26.88	71.8	66.5	69.6
02/07/2017 23:50	9.2	26.63	71.5	8.0	26.83	71.7	66.4	69.5
02/08/2017 00:00	9.2	26.59	71.4	8.0	26.78	71.6	66.2	69.4
02/08/2017 00:10	9.2	26.54	71.2	8.0	26.73	71.5	66.1	69.3
02/08/2017 00:20	9.2	26.50	71.2	8.0	26.70	71.4	66.1	69.2
02/08/2017 00:30	9.2	26.45	71.1	8.0	26.65	71.4	66.0	69.1
02/08/2017 00:40	9.2	26.41	70.9	8.0	26.61	71.3	65.9	69.0
02/08/2017 00:50	9.2	26.35	70.8	8.0	26.55	71.1	65.7	68.9
02/08/2017 01:00	9.2	26.28	70.7	8.0	26.48	71.0	65.5	68.8

Date/Time	GW12i F	GW12i T	GW12o	GW13i F	GW13i T	GW13o	GW13i not used	Lno not used
02/08/2017 01:10	9.2	26.22	70.5	8.0	26.41	70.9	65.4	68.6
02/08/2017 01:20	9.2	26.16	70.4	8.0	26.34	70.8	65.2	68.4
02/08/2017 01:30	9.2	26.11	70.4	8.0	26.30	70.6	65.1	68.4
02/08/2017 01:40	9.2	26.05	70.2	8.0	26.24	70.5	65.0	68.3
02/08/2017 01:50	9.2	26.01	70.1	8.0	26.20	70.4	64.8	68.1
02/08/2017 02:00	9.2	25.95	70.0	8.0	26.15	70.3	64.7	68.0
02/08/2017 02:10	9.3	25.91	69.9	8.0	26.10	70.2	64.6	67.9
02/08/2017 02:20	9.3	25.88	69.8	8.0	26.07	70.2	64.5	67.8
02/08/2017 02:30	9.3	25.82	69.7	8.0	26.00	70.1	64.4	67.6
02/08/2017 02:40	9.3	25.75	69.6	8.0	25.95	69.9	64.2	67.5
02/08/2017 02:50	9.3	25.71	69.5	8.0	25.90	69.8	64.1	67.4
02/08/2017 03:00	9.3	25.68	69.4	8.0	25.88	69.8	64.0	67.4
02/08/2017 03:10	9.3	25.64	69.4	8.0	25.83	69.6	63.9	67.3
02/08/2017 03:20	9.3	25.60	69.3	8.0	25.80	69.6	63.8	67.1
02/08/2017 03:30	9.3	25.57	69.2	8.0	25.77	69.5	63.7	67.0
02/08/2017 03:40	9.3	25.55	69.1	8.0	25.73	69.5	63.7	67.0
02/08/2017 03:50	9.3	25.50	69.0	8.0	25.70	69.4	63.6	66.9
02/08/2017 04:00	9.3	25.47	69.0	8.0	25.65	69.3	63.4	66.8
02/08/2017 04:10	9.3	25.43	68.9	8.0	25.61	69.2	63.3	66.7
02/08/2017 04:20	9.3	25.39	68.8	8.0	25.57	69.1	63.2	66.6
02/08/2017 04:30	9.3	25.33	68.7	8.0	25.52	69.0	63.1	66.5
02/08/2017 04:40	9.3	25.30	68.6	8.0	25.48	68.9	63.0	66.4
02/08/2017 04:50	9.3	25.25	68.5	8.0	25.43	68.8	62.8	66.3
02/08/2017 05:00	9.3	25.21	68.4	8.0	25.40	68.8	62.7	66.2
02/08/2017 05:10	9.3	25.15	68.3	8.0	25.34	68.6	62.6	66.1
02/08/2017 05:20	9.3	25.12	68.2	8.0	25.30	68.5	62.5	66.0
02/08/2017 05:30	9.3	25.08	68.1	8.0	25.25	68.4	62.5	65.9
02/08/2017 05:40	9.3	25.05	68.0	8.0	25.23	68.4	62.4	65.7
02/08/2017 05:50	9.3	25.00	68.0	8.0	25.18	68.3	62.2	65.7
02/08/2017 06:00	9.3	24.98	67.9	8.0	25.16	68.2	62.1	65.6
02/08/2017 06:10	9.3	24.92	67.8	8.0	25.09	68.2	62.1	65.6
02/08/2017 06:20	9.3	24.91	67.7	8.0	25.08	68.1	62.1	65.6
02/08/2017 06:30	9.3	24.88	67.7	8.0	25.07	68.0	61.9	65.5
02/08/2017 06:40	9.3	24.88	67.6	8.0	25.06	68.0	61.9	65.4
02/08/2017 06:50	9.3	24.87	67.6	8.0	25.05	68.0	62.0	65.4

Date/Time	GW12i F	GW12i T	GW12o	GW13i F	GW13i T	GW13o	GW13i not used	Lno not used
02/08/2017 07:00	9.3	24.83	67.5	8.0	25.01	67.9	61.8	65.3
02/08/2017 07:10	9.3	24.80	67.5	8.0	24.97	67.8	61.7	65.2
02/08/2017 07:20	9.3	24.75	67.4	8.0	24.93	67.7	61.6	65.1
02/08/2017 07:30	9.3	24.74	67.3	8.0	24.92	67.7	61.6	65.1
02/08/2017 07:40	9.3	24.70	67.2	8.1	24.89	67.6	61.5	65.1
02/08/2017 07:50	9.3	24.70	67.2	8.1	24.90	67.6	61.5	65.0
02/08/2017 08:00	9.3	24.66	67.1	8.1	24.85	67.5	61.4	64.9
02/08/2017 08:10	9.3	24.65	67.0	8.1	24.84	67.4	61.3	64.9
02/08/2017 08:20	9.3	24.65	67.1	8.1	24.84	67.4	61.3	64.9
02/08/2017 08:30	9.3	24.63	67.1	8.1	24.82	67.4	61.3	64.9
02/08/2017 08:40	9.3	24.61	67.0	8.1	24.81	67.3	61.3	64.8
02/08/2017 08:50	9.3	24.61	66.9	8.1	24.80	67.3	61.2	64.8
02/08/2017 09:00	9.3	24.56	66.8	8.1	24.75	67.2	61.2	64.6
02/08/2017 09:10	9.3	24.55	66.8	8.1	24.75	67.1	61.2	64.6
02/08/2017 09:20	9.3	24.54	66.7	8.1	24.73	67.1	61.1	64.6
02/08/2017 09:30	9.3	24.53	66.7	8.1	24.72	67.1	61.1	64.6
02/08/2017 09:40	9.3	24.52	66.6	8.1	24.70	67.1	61.0	64.5
02/08/2017 09:50	9.3	24.50	66.6	8.1	24.68	67.0	61.0	64.5
02/08/2017 10:00	9.3	24.48	66.6	8.1	24.67	67.0	61.0	64.5
02/08/2017 10:10	9.3	24.45	66.5	8.1	24.65	66.9	60.9	64.4
02/08/2017 10:20	9.3	24.43	66.5	8.1	24.61	66.9	60.8	64.4
02/08/2017 10:30	9.3	24.41	66.4	8.1	24.58	66.8	60.7	64.3
02/08/2017 10:40	9.3	24.42	66.4	8.1	24.60	66.8	60.8	64.3
02/08/2017 10:50	9.3	24.45	66.5	8.1	24.65	66.8	60.8	64.4
02/08/2017 11:00	9.3	24.46	66.5	8.1	24.66	66.8	60.9	64.5
02/08/2017 11:10	9.3	24.48	66.5	8.1	24.69	66.8	60.9	64.5
02/08/2017 11:20	9.3	24.52	66.5	8.1	24.72	66.8	61.0	64.5
02/08/2017 11:30	9.3	24.53	66.5	8.1	24.73	66.9	61.0	64.5
02/08/2017 11:40	9.3	24.53	66.5	8.1	24.73	66.8	61.0	64.4
02/08/2017 11:50	9.3	24.51	66.5	8.1	24.70	66.8	61.1	64.4
02/08/2017 12:00	9.3	24.52	66.5	8.1	24.71	66.8	61.0	64.4
02/08/2017 12:10	9.3	24.50	66.4	8.1	24.69	66.8	61.0	64.4
02/08/2017 12:20	9.3	24.48	66.4	8.1	24.68	66.7	60.9	64.4
02/08/2017 12:30	9.3	24.47	66.4	8.1	24.67	66.7	60.9	64.4
02/08/2017 12:40	9.3	24.43	66.3	8.1	24.61	66.7	60.8	64.3

Date/Time	GW12i F	GW12i T	GW12o	GW13i F	GW13i T	GW13o	GW13i not used	Lno not used
02/08/2017 12:50	9.3	24.41	66.2	8.1	24.57	66.5	60.7	64.2
02/08/2017 13:00	9.3	24.39	66.2	8.1	24.57	66.5	60.7	64.1
02/08/2017 13:10	9.3	24.34	66.1	8.1	24.52	66.4	60.6	64.0
02/08/2017 13:20	9.3	24.26	65.9	8.1	24.44	66.3	60.4	63.9
02/08/2017 13:30	9.3	24.16	65.7	8.1	24.32	66.1	60.1	63.7
02/08/2017 13:40	9.3	24.05	65.6	8.1	24.23	65.9	59.9	63.5
02/08/2017 13:50	9.3	23.98	65.4	8.1	24.15	65.7	59.7	63.2
02/08/2017 14:00	9.3	23.89	65.3	8.1	24.07	65.7	59.5	63.1
02/08/2017 14:10	9.3	23.84	65.1	8.1	24.01	65.5	59.4	63.0
02/08/2017 14:20	9.3	23.76	65.0	8.1	23.93	65.3	59.2	62.8
02/08/2017 14:30	9.3	23.66	64.7	8.1	23.82	65.1	58.9	62.6
02/08/2017 14:40	9.3	23.61	64.6	8.1	23.78	65.0	58.8	62.5
02/08/2017 14:50	9.4	23.54	64.5	8.1	23.70	64.9	58.6	62.3
02/08/2017 15:00	9.4	23.49	64.4	8.1	23.64	64.8	58.5	62.2
02/08/2017 15:10	9.3	23.42	64.3	8.1	23.58	64.6	58.3	62.0
02/08/2017 15:20	9.4	23.36	64.2	8.1	23.52	64.5	58.2	61.8
02/08/2017 15:30	9.4	23.30	64.0	8.1	23.46	64.5	58.0	61.7
02/08/2017 15:40	9.4	23.27	63.9	8.1	23.43	64.3	57.9	61.6
02/08/2017 15:50	9.4	23.23	63.8	8.1	23.41	64.3	57.8	61.5
02/08/2017 16:00	9.4	23.21	63.8	8.1	23.38	64.2	57.8	61.5
02/08/2017 16:10	9.4	23.21	63.8	8.1	23.38	64.2	57.8	61.5
02/08/2017 16:20	9.4	23.20	63.7	8.1	23.37	64.2	57.7	61.5
02/08/2017 16:30	9.4	23.14	63.7	8.1	23.31	64.1	57.6	61.3
02/08/2017 16:40	9.4	23.09	63.5	8.1	23.26	64.0	57.4	61.2
02/08/2017 16:50	9.4	23.06	63.3	8.1	23.21	63.8	57.4	61.1
02/08/2017 17:00	9.4	23.01	63.3	8.1	23.18	63.8	57.3	61.0
02/08/2017 17:10	9.4	22.97	63.2	8.1	23.14	63.7	57.2	60.9
02/08/2017 17:20	9.4	22.94	63.1	8.1	23.10	63.6	57.1	60.8
02/08/2017 17:30	9.4	22.89	63.0	8.1	23.06	63.5	57.0	60.7
02/08/2017 17:40	9.4	22.86	63.0	8.1	23.05	63.5	56.9	60.6
02/08/2017 17:50	9.4	22.85	62.9	8.1	23.01	63.4	56.8	60.6
02/08/2017 18:00	9.4	22.79	62.8	8.1	22.95	63.3	56.8	60.5
02/08/2017 18:10	9.4	22.76	62.7	8.1	22.93	63.2	56.6	60.4
02/08/2017 18:20	9.4	22.71	62.6	8.1	22.89	63.2	56.5	60.3
02/08/2017 18:30	9.4	22.69	62.6	8.1	22.86	63.1	56.5	60.3

Date/Time	GW12i F	GW12i T	GW12o	GW13i F	GW13i T	GW13o	GW13i not used	Lno not used
02/08/2017 18:40	9.4	22.68	62.5	8.1	22.84	63.0	56.4	60.2
02/08/2017 18:50	9.4	22.64	62.5	8.1	22.81	63.0	56.3	60.1
02/08/2017 19:00	9.4	22.60	62.4	8.1	22.77	62.9	56.3	60.0
02/08/2017 19:10	9.4	22.57	62.3	8.1	22.74	62.8	56.2	59.9
02/08/2017 19:20	9.4	22.50	62.1	8.1	22.67	62.7	56.0	59.8
02/08/2017 19:30	9.4	22.48	62.1	8.1	22.65	62.6	55.9	59.7
02/08/2017 19:40	9.4	22.43	62.0	8.1	22.60	62.5	55.8	59.7
02/08/2017 19:50	9.4	22.39	61.9	8.1	22.56	62.4	55.8	59.6
02/08/2017 20:00	9.4	22.32	61.8	8.1	22.49	62.3	55.5	59.4
02/08/2017 20:10	9.4	22.29	61.6	8.1	22.45	62.2	55.4	59.3
02/08/2017 20:20	9.4	22.23	61.5	8.1	22.39	62.1	55.3	59.2
02/08/2017 20:30	9.4	22.14	61.4	8.1	22.30	61.9	55.1	59.0
02/08/2017 20:40	9.4	22.05	61.2	8.1	22.21	61.8	54.9	58.8
02/08/2017 20:50	9.4	22.01	61.0	8.1	22.16	61.6	54.8	58.7
02/08/2017 21:00	9.4	21.94	60.8	8.1	22.11	61.4	54.6	58.5
02/08/2017 21:10	9.4	21.87	60.7	8.2	22.03	61.3	54.4	58.3
02/08/2017 21:20	9.4	21.83	60.5	8.2	21.99	61.3	54.3	58.3
02/08/2017 21:30	9.4	21.80	60.4	8.2	21.97	61.2	54.2	58.2
02/08/2017 21:40	9.4	21.77	60.4	8.2	21.93	61.0	54.1	58.2
02/08/2017 21:50	9.4	21.75	60.4	8.2	21.91	61.0	54.1	58.1
02/08/2017 22:00	9.4	21.73	60.4	8.2	21.89	60.9	54.0	58.0
02/08/2017 22:10	9.4	21.70	60.3	8.2	21.88	60.9	54.0	57.9
02/08/2017 22:20	9.4	21.66	60.2	8.2	21.84	60.8	53.9	57.9
02/08/2017 22:30	9.4	21.65	60.0	8.2	21.80	60.8	53.8	57.8
02/08/2017 22:40	9.4	21.59	60.0	8.2	21.75	60.6	53.7	57.7
02/08/2017 22:50	9.4	21.54	59.9	8.2	21.70	60.6	53.6	57.6
02/08/2017 23:00	9.4	21.51	59.8	8.2	21.66	60.5	53.5	57.5
02/08/2017 23:10	9.4	21.45	59.7	8.2	21.60	60.3	53.3	57.4
02/08/2017 23:20	9.5	21.37	59.6	8.2	21.53	60.2	53.2	57.2
02/08/2017 23:30	9.5	21.32	59.4	8.2	21.48	60.1	53.0	57.1
02/08/2017 23:40	9.5	21.29	59.4	8.2	21.45	60.0	52.9	57.0
02/08/2017 23:50	9.5	21.22	59.3	8.2	21.39	59.9	52.8	56.9
02/09/2017 00:00	9.5	21.21	59.2	8.2	21.35	59.8	52.7	56.8
02/09/2017 00:10	9.5	21.17	59.1	8.2	21.33	59.7	52.6	56.7
02/09/2017 00:20	9.4	21.12	59.0	8.2	21.28	59.6	52.6	56.7

Date/Time	GW12i F	GW12i T	GW12o	GW13i F	GW13i T	GW13o	GW13i not used	Lno not used
02/09/2017 00:30	9.5	21.08	58.9	8.2	21.23	59.6	52.4	56.5
02/09/2017 00:40	9.5	21.04	58.8	8.2	21.20	59.4	52.3	56.4
02/09/2017 00:50	9.5	20.96	58.7	8.2	21.11	59.3	52.1	56.2
02/09/2017 01:00	9.5	20.92	58.5	8.2	21.08	59.2	52.0	56.1
02/09/2017 01:10	9.5	20.89	58.5	8.2	21.05	59.1	52.0	56.1
02/09/2017 01:20	9.5	20.88	58.5	8.2	21.04	59.1	51.9	56.0
02/09/2017 01:30	9.5	20.86	58.4	8.2	21.04	59.1	51.9	56.0
02/09/2017 01:40	9.5	20.85	58.4	8.2	21.00	59.0	51.9	56.0
02/09/2017 01:50	9.5	20.84	58.3	8.2	20.97	59.0	51.7	55.9
02/09/2017 02:00	9.5	20.80	58.3	8.2	20.96	58.9	51.6	55.8
02/09/2017 02:10	9.5	20.77	58.1	8.2	20.93	58.8	51.6	55.7
02/09/2017 02:20	9.5	20.73	58.1	8.2	20.88	58.7	51.5	55.6
02/09/2017 02:30	9.5	20.70	57.9	8.2	20.84	58.6	51.4	55.5
02/09/2017 02:40	9.5	20.66	57.9	8.2	20.81	58.5	51.4	55.5
02/09/2017 02:50	9.5	20.61	57.8	8.2	20.77	58.4	51.2	55.4
02/09/2017 03:00	9.5	20.57	57.8	8.2	20.73	58.4	51.1	55.3
02/09/2017 03:10	9.5	20.57	57.7	8.2	20.72	58.3	51.1	55.3
02/09/2017 03:20	9.5	20.57	57.6	8.2	20.71	58.3	51.1	55.2
02/09/2017 03:30	9.5	20.53	57.6	8.2	20.69	58.2	51.0	55.2
02/09/2017 03:40	9.5	20.52	57.5	8.2	20.68	58.2	51.0	55.2
02/09/2017 03:50	9.5	20.49	57.5	8.2	20.65	58.2	50.9	55.0
02/09/2017 04:00	9.5	20.46	57.4	8.2	20.61	58.1	50.9	55.0
02/09/2017 04:10	9.5	20.43	57.3	8.2	20.59	58.0	50.7	54.9
02/09/2017 04:20	9.5	20.41	57.2	8.2	20.57	57.9	50.7	54.9
02/09/2017 04:30	9.5	20.41	57.2	8.2	20.57	57.9	50.7	54.9
02/09/2017 04:40	9.5	20.40	57.2	8.2	20.57	57.8	50.7	54.8
02/09/2017 04:50	9.5	20.39	57.2	8.2	20.56	57.9	50.7	54.8
02/09/2017 05:00	9.5	20.39	57.1	8.2	20.55	57.8	50.7	54.8
02/09/2017 05:10	9.5	20.38	57.1	8.2	20.54	57.8	50.7	54.8
02/09/2017 05:20	9.5	20.37	57.2	8.2	20.53	57.8	50.7	54.8
02/09/2017 05:30	9.5	20.37	57.1	8.2	20.53	57.7	50.6	54.8
02/09/2017 05:40	9.5	20.34	57.1	8.2	20.52	57.7	50.6	54.7
02/09/2017 05:50	9.5	20.33	57.0	8.2	20.49	57.6	50.5	54.6
02/09/2017 06:00	9.5	20.32	56.9	8.2	20.46	57.6	50.5	54.6
02/09/2017 06:10	9.5	20.29	56.8	8.2	20.45	57.5	50.5	54.5

Date/Time	GW12i F	GW12i T	GW12o	GW13i F	GW13i T	GW13o	GW13i not used	Lno not used
02/09/2017 06:20	9.5	20.26	56.8	8.2	20.41	57.5	50.4	54.5
02/09/2017 06:30	9.5	20.25	56.8	8.2	20.41	57.4	50.3	54.4
02/09/2017 06:40	9.5	20.23	56.8	8.2	20.39	57.4	50.3	54.4
02/09/2017 06:50	9.5	20.21	56.7	8.2	20.37	57.4	50.3	54.3
02/09/2017 07:00	9.5	20.20	56.6	8.2	20.36	57.3	50.2	54.3
02/09/2017 07:10	9.5	20.17	56.5	8.2	20.33	57.3	50.2	54.2
02/09/2017 07:20	9.5	20.15	56.4	8.2	20.29	57.2	50.1	54.1
02/09/2017 07:30	9.5	20.10	56.3	8.2	20.26	57.1	49.9	54.1
02/09/2017 07:40	9.5	20.07	56.3	8.2	20.23	56.9	49.8	54.0
02/09/2017 07:50	9.5	20.05	56.2	8.2	20.21	56.9	49.8	54.0
02/09/2017 08:00	9.5	20.05	56.2	8.2	20.21	56.9	49.8	53.9
02/09/2017 08:10	9.5	20.08	56.3	8.2	20.24	56.9	49.9	54.0
02/09/2017 08:20	9.5	20.08	56.3	8.3	20.24	56.9	49.9	54.0
02/09/2017 08:30	9.5	20.08	56.3	8.2	20.25	56.9	49.9	54.0
02/09/2017 08:40	9.5	20.11	56.2	8.2	20.27	56.8	49.9	54.1
02/09/2017 08:50	9.5	20.13	56.2	8.2	20.29	57.0	50.0	54.1
02/09/2017 09:00	9.5	20.13	56.3	8.2	20.29	57.0	50.0	54.2
02/09/2017 09:10	9.5	20.17	56.4	8.2	20.33	57.0	50.1	54.2
02/09/2017 09:20	9.5	20.20	56.4	8.2	20.37	57.1	50.1	54.3
02/09/2017 09:30	9.5	20.23	56.4	8.2	20.41	57.2	50.3	54.4
02/09/2017 09:40	9.5	20.29	56.5	8.2	20.45	57.2	50.3	54.5
02/09/2017 09:50	9.5	20.34	56.6	8.2	20.51	57.3	50.6	54.6
02/09/2017 10:00	9.5	20.39	56.6	8.2	20.56	57.3	50.7	54.7
02/09/2017 10:10	9.5	20.43	56.9	8.2	20.59	57.5	50.8	54.8
02/09/2017 10:20	9.5	20.48	56.9	8.2	20.66	57.6	50.9	54.9
02/09/2017 10:30	9.5	20.54	57.0	8.2	20.70	57.6	51.0	55.0
02/09/2017 10:40	9.5	20.60	57.1	8.2	20.78	57.7	51.2	55.1
02/09/2017 10:50	9.5	20.68	57.2	8.2	20.85	57.8	51.3	55.3
02/09/2017 11:00	9.4	20.73	57.3	8.2	20.92	57.9	51.5	55.5
02/09/2017 11:10	9.5	20.82	57.4	8.2	21.00	58.1	51.8	55.7
02/09/2017 11:20	9.5	20.86	57.7	8.2	21.05	58.1	51.8	55.8
02/09/2017 11:30	9.5	20.94	57.8	8.2	21.12	58.3	52.0	55.9
02/09/2017 11:40	9.5	21.00	58.0	8.2	21.17	58.4	52.1	56.0
02/09/2017 11:50	9.5	21.07	58.0	8.2	21.23	58.5	52.3	56.1
02/09/2017 12:00	9.4	21.12	58.1	8.2	21.30	58.6	52.5	56.3

Date/Time	GW12i F	GW12i T	GW12o	GW13i F	GW13i T	GW13o	GW13i not used	Lno not used
02/09/2017 12:10	9.4	21.17	58.2	8.2	21.33	58.7	52.6	56.4
02/09/2017 12:20	9.4	21.21	58.3	8.2	21.39	58.8	52.8	56.5
02/09/2017 12:30	9.4	21.26	58.4	8.2	21.45	58.9	52.9	56.7
02/09/2017 12:40	9.4	21.32	58.5	8.2	21.51	59.0	53.0	56.8
02/09/2017 12:50	9.4	21.40	58.7	8.2	21.59	59.1	53.2	56.9
02/09/2017 13:00	9.4	21.46	58.8	8.2	21.65	59.2	53.3	57.1
02/09/2017 13:10	9.4	21.55	58.9	8.2	21.75	59.4	53.6	57.4
02/09/2017 13:20	9.4	21.68	59.1	8.2	21.89	59.6	54.0	57.6
02/09/2017 13:30	9.4	21.76	59.4	8.2	21.96	59.7	54.0	57.8
02/09/2017 13:40	9.4	21.82	59.4	8.2	22.02	59.8	54.2	57.9
02/09/2017 13:50	9.4	21.91	59.7	8.2	22.12	60.0	54.4	58.1
02/09/2017 14:00	9.4	22.05	59.9	8.2	22.28	60.2	54.9	58.5
02/09/2017 14:10	9.4	22.11	60.0	8.1	22.30	60.4	55.0	58.6
02/09/2017 14:20	9.4	22.17	60.1	8.2	22.37	60.5	55.1	58.7
02/09/2017 14:30	9.4	22.19	60.2	8.2	22.38	60.5	55.2	58.7
02/09/2017 14:40	9.4	22.26	60.3	8.1	22.43	60.6	55.3	58.7
02/09/2017 14:50	9.4	22.25	60.3	8.1	22.43	60.6	55.4	58.7
02/09/2017 15:00	9.4	22.25	60.4	8.2	22.41	60.7	55.3	58.7
02/09/2017 15:10	9.4	22.28	60.3	8.1	22.45	60.7	55.3	58.8
02/09/2017 15:20	9.4	22.30	60.4	8.1	22.48	60.7	55.4	58.9
02/09/2017 15:30	9.4	22.30	60.4	8.1	22.48	60.8	55.5	58.9
02/09/2017 15:40	9.4	22.31	60.5	8.1	22.50	60.8	55.6	58.9
02/09/2017 15:50	9.4	22.31	60.5	8.1	22.49	60.8	55.6	58.9
02/09/2017 16:00	9.4	22.31	60.5	8.1	22.50	60.8	55.5	58.9
02/09/2017 16:10	9.4	22.35	60.6	8.1	22.53	60.8	55.6	58.9
02/09/2017 16:20	9.4	22.35	60.6	8.1	22.54	60.8	55.6	58.9
02/09/2017 16:30	9.4	22.37	60.6	8.1	22.55	60.8	55.6	59.0
02/09/2017 16:40	9.4	22.39	60.7	8.1	22.58	60.9	55.7	59.0
02/09/2017 16:50	9.4	22.43	60.7	8.1	22.63	61.0	55.8	59.1
02/09/2017 17:00	9.4	22.44	60.8	8.1	22.65	61.0	55.9	59.2
02/09/2017 17:10	9.4	22.45	60.8	8.1	22.65	61.1	55.9	59.2
02/09/2017 17:20	9.4	22.44	60.7	8.1	22.62	61.0	55.9	59.1
02/09/2017 17:30	9.4	22.41	60.7	8.1	22.59	60.9	55.8	59.0
02/09/2017 17:40	9.4	22.40	60.6	8.1	22.57	60.9	55.7	58.9
02/09/2017 17:50	9.4	22.37	60.6	8.1	22.52	60.9	55.7	58.9

Date/Time	GW12i F	GW12i T	GW12o	GW13i F	GW13i T	GW13o	GW13i not used	Lno not used
02/09/2017 18:00	9.4	22.33	60.6	8.1	22.49	60.8	55.6	58.8
02/09/2017 18:10	9.4	22.30	60.5	8.1	22.47	60.8	55.5	58.8
02/09/2017 18:20	9.4	22.29	60.4	8.1	22.45	60.7	55.5	58.7
02/09/2017 18:30	9.4	22.27	60.4	8.1	22.42	60.7	55.4	58.7
02/09/2017 18:40	9.4	22.25	60.4	8.1	22.41	60.6	55.4	58.6
02/09/2017 18:50	9.4	22.25	60.4	8.1	22.41	60.6	55.3	58.7
02/09/2017 19:00	9.4	22.22	60.4	8.1	22.38	60.6	55.3	58.6
02/09/2017 19:10	9.4	22.19	60.4	8.1	22.35	60.6	55.2	58.6
02/09/2017 19:20	9.4	22.16	60.3	8.1	22.32	60.5	55.1	58.5
02/09/2017 19:30	9.4	22.13	60.2	8.1	22.29	60.5	55.1	58.4
02/09/2017 19:40	9.4	22.11	60.2	8.1	22.29	60.5	55.1	58.4
02/09/2017 19:50	9.4	22.09	60.1	8.2	22.27	60.4	55.0	58.3
02/09/2017 20:00	9.4	22.09	60.1	8.1	22.25	60.4	55.0	58.3
02/09/2017 20:10	9.4	22.08	60.1	8.2	22.25	60.4	54.9	58.3
02/09/2017 20:20	9.4	22.06	60.1	8.2	22.23	60.3	54.9	58.3
02/09/2017 20:30	9.4	22.04	60.1	8.2	22.21	60.3	54.8	58.3
02/09/2017 20:40	9.4	22.03	59.9	8.1	22.20	60.2	54.9	58.2
02/09/2017 20:50	9.4	22.02	60.0	8.2	22.18	60.3	54.8	58.2
02/09/2017 21:00	9.4	22.01	60.0	8.2	22.17	60.2	54.8	58.1
02/09/2017 21:10	9.4	22.00	59.9	8.2	22.14	60.2	54.7	58.0
02/09/2017 21:20	9.4	21.97	59.9	8.2	22.13	60.1	54.7	58.0
02/09/2017 21:30	9.4	21.93	59.8	8.2	22.11	60.1	54.6	58.0
02/09/2017 21:40	9.4	21.92	59.8	8.2	22.09	60.0	54.5	57.9
02/09/2017 21:50	9.4	21.89	59.8	8.2	22.06	60.0	54.5	57.9
02/09/2017 22:00	9.4	21.89	59.7	8.2	22.04	60.0	54.4	57.8
02/09/2017 22:10	9.4	21.85	59.6	8.2	22.01	59.9	54.3	57.7
02/09/2017 22:20	9.4	21.83	59.5	8.2	22.00	59.9	54.3	57.6
02/09/2017 22:30	9.4	21.80	59.5	8.2	21.97	59.8	54.2	57.6
02/09/2017 22:40	9.4	21.77	59.5	8.2	21.93	59.8	54.2	57.6
02/09/2017 22:50	9.4	21.77	59.4	8.2	21.93	59.7	54.1	57.5
02/09/2017 23:00	9.4	21.76	59.3	8.2	21.90	59.7	54.1	57.5
02/09/2017 23:10	9.4	21.73	59.4	8.2	21.89	59.6	54.0	57.4
02/09/2017 23:20	9.4	21.71	59.3	8.2	21.88	59.6	54.0	57.4
02/09/2017 23:30	9.4	21.69	59.3	8.2	21.86	59.5	54.0	57.3
02/09/2017 23:40	9.4	21.67	59.3	8.2	21.84	59.5	53.9	57.3

Date/Time	GW12i F	GW12i T	GW12o	GW13i F	GW13i T	GW13o	GW13i not used	Lno not used
02/09/2017 23:50	9.4	21.65	59.2	8.2	21.81	59.5	53.9	57.1
02/10/2017 00:00	9.4	21.65	59.2	8.2	21.81	59.4	53.9	57.2
02/10/2017 00:10	9.4	21.65	59.1	8.2	21.81	59.4	53.8	57.2
02/10/2017 00:20	9.4	21.65	59.2	8.2	21.81	59.4	53.8	57.2
02/10/2017 00:30	9.4	21.65	59.1	8.2	21.80	59.4	53.8	57.1
02/10/2017 00:40	9.4	21.65	59.1	8.2	21.78	59.4	53.8	57.1
02/10/2017 00:50	9.4	21.64	59.1	8.2	21.78	59.5	53.8	57.1
02/10/2017 01:00	9.4	21.62	59.1	8.2	21.77	59.3	53.7	57.1
02/10/2017 01:10	9.4	21.62	59.1	8.2	21.77	59.4	53.7	57.1
02/10/2017 01:20	9.4	21.63	59.2	8.2	21.77	59.4	53.8	57.1
02/10/2017 01:30	9.4	21.63	59.1	8.2	21.77	59.4	53.7	57.1
02/10/2017 01:40	9.4	21.63	59.1	8.2	21.77	59.4	53.7	57.1
02/10/2017 01:50	9.4	21.64	59.1	8.2	21.77	59.3	53.8	57.1
02/10/2017 02:00	9.4	21.65	59.1	8.2	21.78	59.3	53.7	57.1
02/10/2017 02:10	9.4	21.65	59.1	8.2	21.80	59.4	53.8	57.1
02/10/2017 02:20	9.4	21.65	59.1	8.2	21.80	59.4	53.8	57.1
02/10/2017 02:30	9.4	21.65	59.2	8.2	21.81	59.5	53.8	57.1
02/10/2017 02:40	9.4	21.65	59.2	8.2	21.81	59.5	53.8	57.2
02/10/2017 02:50	9.4	21.66	59.2	8.2	21.84	59.5	53.9	57.2
02/10/2017 03:00	9.4	21.68	59.2	8.2	21.85	59.5	53.9	57.3
02/10/2017 03:10	9.4	21.69	59.2	8.2	21.85	59.5	53.9	57.3
02/10/2017 03:20	9.4	21.69	59.2	8.2	21.85	59.5	53.9	57.3
02/10/2017 03:30	9.4	21.69	59.2	8.2	21.85	59.5	54.0	57.2
02/10/2017 03:40	9.4	21.69	59.3	8.2	21.85	59.4	53.9	57.2
02/10/2017 03:50	9.4	21.69	59.2	8.2	21.85	59.4	53.9	57.2
02/10/2017 04:00	9.4	21.68	59.3	8.2	21.85	59.4	53.9	57.2
02/10/2017 04:10	9.4	21.67	59.2	8.2	21.85	59.4	53.9	57.3
02/10/2017 04:20	9.4	21.67	59.2	8.2	21.85	59.5	53.9	57.2
02/10/2017 04:30	9.4	21.69	59.2	8.2	21.85	59.4	53.9	57.2
02/10/2017 04:40	9.4	21.69	59.1	8.2	21.85	59.4	53.9	57.2
02/10/2017 04:50	9.4	21.69	59.2	8.2	21.85	59.4	53.9	57.2
02/10/2017 05:00	9.4	21.69	59.2	8.2	21.85	59.5	53.9	57.2
02/10/2017 05:10	9.4	21.69	59.2	8.2	21.85	59.5	53.9	57.2
02/10/2017 05:20	9.4	21.69	59.2	8.2	21.85	59.4	53.9	57.2
02/10/2017 05:30	9.4	21.69	59.2	8.2	21.85	59.5	53.9	57.2

Date/Time	GW12i F	GW12i T	GW12o	GW13i F	GW13i T	GW13o	GW13i not used	Lno not used
02/10/2017 05:40	9.4	21.69	59.2	8.2	21.86	59.4	53.9	57.2
02/10/2017 05:50	9.4	21.69	59.2	8.2	21.88	59.5	54.0	57.2
02/10/2017 06:00	9.4	21.72	59.2	8.2	21.89	59.5	54.0	57.2
02/10/2017 06:10	9.4	21.73	59.2	8.2	21.89	59.5	54.0	57.3
02/10/2017 06:20	9.4	21.73	59.2	8.2	21.89	59.4	54.0	57.3
02/10/2017 06:30	9.4	21.75	59.2	8.2	21.90	59.5	54.1	57.3
02/10/2017 06:40	9.4	21.77	59.3	8.2	21.93	59.6	54.1	57.3
02/10/2017 06:50	9.4	21.77	59.4	8.2	21.95	59.6	54.2	57.4
02/10/2017 07:00	9.4	21.80	59.4	8.2	21.97	59.6	54.2	57.4
02/10/2017 07:10	9.4	21.83	59.4	8.2	22.01	59.7	54.3	57.5
02/10/2017 07:20	9.4	21.85	59.5	8.2	22.01	59.7	54.3	57.5
02/10/2017 07:30	9.4	21.89	59.6	8.2	22.05	59.7	54.4	57.6
02/10/2017 07:40	9.4	21.93	59.6	8.2	22.11	59.8	54.5	57.7
02/10/2017 07:50	9.4	21.99	59.7	8.1	22.15	59.9	54.7	57.8
02/10/2017 08:00	9.4	22.05	59.8	8.1	22.23	60.0	54.9	57.9
02/10/2017 08:10	9.4	22.13	59.9	8.1	22.30	60.1	55.0	58.0
02/10/2017 08:20	9.4	22.22	60.1	8.1	22.39	60.2	55.2	58.2
02/10/2017 08:30	9.4	22.33	60.3	8.1	22.51	60.4	55.5	58.4
02/10/2017 08:40	9.4	22.44	60.5	8.1	22.62	60.7	55.8	58.6
02/10/2017 08:50	9.4	22.54	60.6	8.1	22.73	60.9	56.0	58.9
02/10/2017 09:00	9.4	22.66	60.9	8.1	22.83	61.0	56.3	59.1
02/10/2017 09:10	9.4	22.77	61.0	8.1	22.95	61.2	56.6	59.4
02/10/2017 09:20	9.4	22.93	61.3	8.1	23.12	61.5	57.0	59.7
02/10/2017 09:30	9.4	23.11	61.6	8.1	23.28	61.8	57.4	60.1
02/10/2017 09:40	9.3	23.27	62.1	8.1	23.44	62.1	57.8	60.4
02/10/2017 09:50	9.4	23.40	62.3	8.1	23.59	62.4	58.1	60.7
02/10/2017 10:00	9.3	23.57	62.6	8.1	23.77	62.7	58.6	61.0
02/10/2017 10:10	9.3	23.77	63.0	8.1	23.96	63.0	59.0	61.4
02/10/2017 10:20	9.3	24.00	63.3	8.1	24.21	63.4	59.6	62.0
02/10/2017 10:30	9.3	24.23	63.8	8.1	24.45	63.8	60.3	62.4
02/10/2017 10:40	9.3	24.47	64.2	8.1	24.69	64.2	60.8	63.0
02/10/2017 10:50	9.3	24.70	64.6	8.1	24.92	64.6	61.3	63.4
02/10/2017 11:00	9.3	24.93	65.0	8.1	25.14	65.0	61.9	63.9
02/10/2017 11:10	9.3	25.14	65.5	8.0	25.36	65.4	62.5	64.4
02/10/2017 11:20	9.3	25.38	65.9	8.0	25.60	65.8	63.1	64.9

Date/Time	GW12i F	GW12i T	GW12o	GW13i F	GW13i T	GW13o	GW13i not used	Lno not used
02/10/2017 11:30	9.3	25.60	66.4	8.0	25.84	66.2	63.7	65.5
02/10/2017 11:40	9.3	25.85	66.8	8.0	26.09	66.7	64.3	66.0
02/10/2017 11:50	9.3	26.07	67.2	8.0	26.31	67.1	64.9	66.5
02/10/2017 12:00	9.3	26.30	67.7	8.0	26.54	67.5	65.4	66.9
02/10/2017 12:10	9.3	26.48	68.1	8.0	26.72	67.8	65.9	67.4
02/10/2017 12:20	9.3	26.70	68.5	8.0	26.94	68.3	66.4	67.9
02/10/2017 12:30	9.3	26.91	68.9	8.0	27.15	68.6	67.0	68.3
02/10/2017 12:40	9.3	27.11	69.3	8.0	27.36	68.9	67.5	68.8
02/10/2017 12:50	9.2	27.30	69.7	8.0	27.54	69.3	68.0	69.2
02/10/2017 13:00	9.2	27.49	70.1	8.0	27.75	69.7	68.4	69.7
02/10/2017 13:10	9.2	27.67	70.5	8.0	27.94	70.0	69.0	70.1
02/10/2017 13:20	9.2	27.83	70.9	8.0	28.09	70.3	69.4	70.4
02/10/2017 13:30	9.2	27.99	71.2	8.0	28.26	70.6	69.8	70.8
02/10/2017 13:40	9.2	28.14	71.5	8.0	28.40	70.9	70.1	71.1
02/10/2017 13:50	9.2	28.26	71.8	8.0	28.54	71.2	70.5	71.5
02/10/2017 14:00	9.2	28.42	72.1	8.0	28.68	71.4	70.8	71.7
02/10/2017 14:10	9.2	28.52	72.3	8.0	28.79	71.6	71.1	72.0
02/10/2017 14:20	9.2	28.65	72.6	8.0	28.92	71.9	71.4	72.2
02/10/2017 14:30	9.2	28.79	72.9	8.0	29.05	72.1	71.8	72.6
02/10/2017 14:40	9.2	28.89	73.1	8.0	29.17	72.3	72.0	72.8
02/10/2017 14:50	9.2	29.02	73.4	7.9	29.29	72.6	72.3	73.1
02/10/2017 15:00	9.2	29.14	73.6	7.9	29.41	72.8	72.7	73.4
02/10/2017 15:10	4.4	29.24	73.6	3.8	29.50	73.0	72.9	73.6
02/10/2017 15:20	9.9	29.23	73.7	8.4	29.49	73.1	73.1	73.8
02/10/2017 15:30	9.7	29.38	74.1	8.2	29.65	73.3	73.2	73.9
02/10/2017 15:40	9.8	29.47	74.3	8.3	29.73	73.5	73.5	74.1
02/10/2017 15:50	9.8	29.55	74.5	8.3	29.80	73.7	73.7	74.3
02/10/2017 16:00	9.8	29.61	74.6	8.2	29.88	73.8	73.9	74.4
02/10/2017 16:10	9.8	29.68	74.8	8.2	29.93	74.0	74.0	74.6
02/10/2017 16:20	9.8	29.72	74.9	8.2	29.97	74.1	74.1	74.7
02/10/2017 16:30	9.8	29.76	75.0	8.2	30.02	74.2	74.2	74.8
02/10/2017 16:40	9.9	29.82	75.1	8.2	30.08	74.3	74.4	74.9
02/10/2017 16:50	9.9	29.85	75.2	8.2	30.10	74.4	74.5	75.0
02/10/2017 17:00	7.4	29.87	75.2	6.2	30.12	74.5	74.5	75.1
02/10/2017 17:10	0.0	29.32	73.2	0.0	29.49	72.5	73.5	74.8

Date/Time	GW12i F	GW12i T	GW12o	GW13i F	GW13i T	GW13o	GW13i not used	Lno not used
02/10/2017 17:20	0.0	28.68	70.1	0.0	28.95	69.6	70.3	74.4
02/10/2017 17:30	0.0	28.02	68.7	0.0	28.58	68.2	68.3	73.8
02/10/2017 17:40	0.0	28.05	67.7	0.0	27.89	67.1	69.0	73.2
02/10/2017 17:50	0.0	26.96	66.5	0.0	27.46	65.9	69.9	72.5
02/10/2017 18:00	0.0	27.09	65.4	0.0	26.98	65.0	69.1	71.8
02/10/2017 18:10	0.0	26.92	64.9	0.0	27.01	64.6	67.8	71.1
02/10/2017 18:20	0.0	26.69	64.6	0.0	26.76	64.3	67.4	70.5
02/10/2017 18:30	0.0	26.42	64.0	0.0	26.62	63.5	66.6	69.9
02/10/2017 18:40	0.0	26.26	63.6	0.0	26.54	63.1	65.3	69.2
02/10/2017 18:50	0.0	26.30	63.8	0.0	26.59	63.4	65.3	68.5
02/10/2017 19:00	0.0	26.31	63.9	0.0	26.43	63.5	66.5	67.7
02/10/2017 19:10	0.0	26.26	63.7	0.0	26.34	63.4	66.7	66.9
02/10/2017 19:20	0.0	26.25	63.7	0.0	26.31	63.4	66.6	66.2
02/10/2017 19:30	0.0	26.22	63.6	0.0	26.27	63.3	66.7	65.6
02/10/2017 19:40	0.0	26.16	63.4	0.0	26.15	63.1	66.5	65.0
02/10/2017 19:50	0.0	26.07	63.2	0.0	26.03	62.8	66.6	64.4
02/10/2017 20:00	0.0	25.98	62.9	0.0	25.95	62.6	66.3	63.9
02/10/2017 20:10	0.0	25.86	62.5	0.0	25.86	62.1	65.8	63.5
02/10/2017 20:20	0.0	25.75	62.2	0.0	25.75	61.7	65.5	63.1
02/10/2017 20:30	0.0	25.68	61.9	0.0	25.65	61.6	65.4	62.6
02/10/2017 20:40	0.0	25.59	61.7	0.0	25.62	61.4	65.2	62.1
02/10/2017 20:50	0.0	25.53	61.6	0.0	25.59	61.2	64.8	61.7
02/10/2017 21:00	0.0	25.47	61.3	0.0	25.61	61.0	63.7	61.3
02/10/2017 21:10	0.0	25.39	61.1	0.0	25.60	60.8	62.5	61.0
02/10/2017 21:20	0.0	25.32	60.9	0.0	25.59	60.6	61.6	60.6
02/10/2017 21:30	0.0	25.28	60.8	0.0	25.56	60.5	61.1	60.2
02/10/2017 21:40	0.0	25.28	60.8	0.0	25.56	60.6	61.0	59.9
02/10/2017 21:50	0.0	25.27	60.8	0.0	25.53	60.5	60.8	59.6
02/10/2017 22:00	0.0	25.21	60.6	0.0	25.45	60.2	60.4	59.3
02/10/2017 22:10	0.0	25.16	60.5	0.0	25.38	60.1	60.2	59.0
02/10/2017 22:20	0.0	25.06	60.1	0.0	25.29	59.9	60.0	58.7
02/10/2017 22:30	0.0	24.95	59.8	0.0	25.19	59.6	59.7	58.4
02/10/2017 22:40	0.0	24.84	59.6	0.0	25.08	59.4	59.4	58.0
02/10/2017 22:50	0.0	24.79	59.4	0.0	25.01	59.2	59.3	57.7
02/10/2017 23:00	0.0	24.70	59.2	0.0	24.93	59.0	59.1	57.3

Date/Time	GW12i F	GW12i T	GW12o	GW13i F	GW13i T	GW13o	GW13i not used	Lno not used
02/10/2017 23:10	0.0	24.58	58.9	0.0	24.82	58.6	58.7	57.0
02/10/2017 23:20	0.0	24.48	58.6	0.0	24.72	58.2	58.4	56.7
02/10/2017 23:30	0.0	24.36	58.1	0.0	24.58	57.8	57.9	56.3
02/10/2017 23:40	0.0	24.21	57.7	0.0	24.46	57.4	57.5	55.9
02/10/2017 23:50	0.0	24.04	57.3	0.0	24.33	57.0	57.2	55.6
02/11/2017 00:00	0.0	23.95	57.3	0.0	24.27	56.8	57.1	55.2
02/11/2017 00:10	0.0	23.85	57.0	0.0	24.16	56.5	56.7	54.9
02/11/2017 00:20	0.0	23.71	56.3	0.0	23.99	55.9	55.9	54.6
02/11/2017 00:30	0.0	23.71	56.4	0.0	24.00	55.8	56.3	54.2
02/11/2017 00:40	0.0	23.67	56.3	0.0	23.95	55.6	55.9	53.9
02/11/2017 00:50	0.0	23.60	56.0	0.0	23.88	55.4	55.7	53.5
02/11/2017 01:00	0.0	23.52	56.0	0.0	23.82	55.4	55.9	53.2
02/11/2017 01:10	0.0	23.49	56.1	0.0	23.81	55.6	56.1	52.9
02/11/2017 01:20	0.0	23.61	56.7	0.0	23.93	56.2	56.8	52.6
02/11/2017 01:30	0.0	23.74	57.0	0.0	24.03	56.7	57.0	52.3
02/11/2017 01:40	0.0	23.80	57.1	0.0	24.08	56.8	57.0	52.2
02/11/2017 01:50	0.0	23.80	56.9	0.0	24.04	56.7	56.9	52.1
02/11/2017 02:00	0.0	23.77	56.9	0.0	24.04	56.6	56.8	51.9
02/11/2017 02:10	0.0	23.76	56.8	0.0	24.00	56.5	56.6	51.8
02/11/2017 02:20	0.0	23.70	56.5	0.0	23.93	56.3	56.4	51.7
02/11/2017 02:30	0.0	23.68	56.5	0.0	23.88	56.2	56.3	51.5
02/11/2017 02:40	0.0	23.68	56.5	0.0	23.88	56.2	56.5	51.4
02/11/2017 02:50	0.0	23.64	56.5	0.0	23.88	56.2	56.4	51.4
02/11/2017 03:00	0.0	23.63	56.4	0.0	23.86	56.2	56.4	51.4
02/11/2017 03:10	0.0	23.60	56.4	0.0	23.83	56.1	56.4	51.4
02/11/2017 03:20	0.0	23.60	56.4	0.0	23.80	56.2	56.4	51.4
02/11/2017 03:30	0.0	23.60	56.5	0.0	23.80	56.2	56.4	51.4
02/11/2017 03:40	0.0	23.60	56.5	0.0	23.80	56.3	56.4	51.4
02/11/2017 03:50	0.0	23.56	56.3	0.0	23.76	56.1	56.2	51.4
02/11/2017 04:00	0.0	23.54	56.3	0.0	23.74	55.9	56.0	51.4
02/11/2017 04:10	0.0	23.46	55.8	0.0	23.65	55.6	55.7	51.3
02/11/2017 04:20	0.0	23.36	55.5	0.0	23.57	55.2	55.4	51.2
02/11/2017 04:30	0.0	23.20	55.1	0.0	23.44	54.8	55.0	51.1
02/11/2017 04:40	0.0	22.96	54.7	0.0	23.29	54.3	54.5	51.1
02/11/2017 04:50	0.0	22.80	54.5	0.0	23.17	54.1	54.3	50.9

Date/Time	GW12i F	GW12i T	GW12o	GW13i F	GW13i T	GW13o	GW13i not used	Lno not used
02/11/2017 05:00	0.0	22.66	54.3	0.0	23.07	53.9	54.1	50.8
02/11/2017 05:10	0.0	22.39	53.4	0.0	22.87	53.2	53.2	50.7
02/11/2017 05:20	0.0	22.10	52.7	0.0	22.61	52.4	52.5	50.6
02/11/2017 05:30	0.0	21.91	52.3	0.0	22.41	52.0	52.2	50.4
02/11/2017 05:40	0.0	21.89	52.4	0.0	22.36	52.0	52.3	50.2
02/11/2017 05:50	0.0	21.91	52.5	0.0	22.37	52.2	52.5	50.1
02/11/2017 06:00	0.0	21.88	52.4	0.0	22.36	52.2	52.5	50.0
02/11/2017 06:10	0.0	21.85	52.2	0.0	22.34	52.0	52.2	49.9
02/11/2017 06:20	0.0	21.91	52.2	0.0	22.32	52.0	52.2	49.8
02/11/2017 06:30	0.0	21.93	52.2	0.0	22.29	52.0	52.2	49.7
02/11/2017 06:40	0.0	21.97	52.1	0.0	22.28	52.0	52.1	49.7
02/11/2017 06:50	0.0	22.01	52.1	0.0	22.28	52.0	52.1	49.6
02/11/2017 07:00	0.0	22.05	52.1	0.0	22.29	52.1	52.2	49.6
02/11/2017 07:10	0.0	22.10	52.1	0.0	22.33	52.0	52.2	49.6
02/11/2017 07:20	0.0	22.18	52.2	0.0	22.41	52.1	52.3	49.6
02/11/2017 07:30	0.0	22.41	53.3	0.0	22.61	52.7	52.9	49.6
02/11/2017 07:40	0.0	22.70	54.7	0.0	23.00	53.6	53.9	49.7
02/11/2017 07:50	0.0	23.21	56.1	0.0	23.57	55.4	55.0	49.9
02/11/2017 08:00	0.0	23.71	57.0	0.0	23.96	56.3	55.7	50.1
02/11/2017 08:10	0.0	24.50	59.2	0.0	24.53	58.4	57.5	50.6
02/11/2017 08:20	0.0	25.85	62.9	0.0	25.56	61.6	60.5	51.9
02/11/2017 08:30	0.0	26.63	63.9	0.0	26.35	62.6	61.7	53.9
02/11/2017 08:40	0.0	26.41	62.5	0.0	26.36	61.7	61.0	55.3
02/11/2017 08:50	0.0	25.93	61.2	0.0	26.07	60.7	60.5	56.3
02/11/2017 09:00	0.0	25.61	60.7	0.0	25.80	60.3	60.3	56.9
02/11/2017 09:10	0.1	24.97	60.8	0.0	25.61	60.3	60.4	56.9
02/11/2017 09:20	0.1	24.91	60.9	0.0	25.53	60.2	60.6	57.7
02/11/2017 09:30	0.0	25.48	62.1	0.0	25.76	61.2	61.5	60.2
02/11/2017 09:40	0.0	26.00	63.3	0.0	26.27	62.4	63.4	65.5
02/11/2017 09:50	0.0	26.31	64.1	0.0	26.58	62.7	63.6	67.3
02/11/2017 10:00	0.0	26.92	65.4	0.0	26.89	63.5	65.1	68.4
02/11/2017 10:10	0.0	27.70	67.6	0.0	27.43	64.2	67.1	69.8
02/11/2017 10:20	0.0	28.70	69.8	0.0	28.15	65.6	69.7	71.5
02/11/2017 10:30	0.0	29.19	71.5	0.0	28.75	67.1	71.1	73.6
02/11/2017 10:40	0.0	29.11	72.6	0.0	29.32	69.2	72.6	75.6

Date/Time	GW12i F	GW12i T	GW12o	GW13i F	GW13i T	GW13o	GW13i not used	Lno not used
02/11/2017 10:50	0.0	29.78	73.4	0.0	29.82	70.6	73.9	77.6
02/11/2017 11:00	0.0	30.23	72.8	0.0	29.93	70.6	72.9	79.5
02/11/2017 11:10	0.0	30.02	71.5	0.0	29.66	69.8	71.7	80.5
02/11/2017 11:20	0.0	29.79	71.1	0.0	29.57	69.7	71.6	81.0
02/11/2017 11:30	0.0	29.64	71.1	0.0	29.60	69.5	71.7	81.3
02/11/2017 11:40	0.0	29.60	71.3	0.0	29.60	69.5	71.9	81.3
02/11/2017 11:50	0.0	29.85	72.2	0.0	29.71	70.1	73.1	81.5
02/11/2017 12:00	0.0	30.37	73.8	0.0	30.13	71.2	75.5	82.2
02/11/2017 12:10	0.0	30.77	74.4	0.0	30.59	72.4	75.3	82.9
02/11/2017 12:20	0.0	31.06	75.0	0.0	30.90	73.5	76.7	83.6
02/11/2017 12:30	0.0	31.34	75.9	0.0	31.25	74.8	77.7	84.5
02/11/2017 12:40	0.0	31.49	76.9	0.0	31.61	76.4	79.3	85.6
02/11/2017 12:50	0.0	31.86	79.6	0.0	32.43	79.4	82.5	87.2
02/11/2017 13:00	0.0	32.12	79.9	0.0	33.02	80.6	82.6	89.2
02/11/2017 13:10	0.0	32.10	79.3	0.0	32.89	78.6	79.4	90.2
02/11/2017 13:20	0.0	32.32	79.1	0.0	33.13	80.3	81.3	90.9
02/11/2017 13:30	0.0	31.86	75.8	0.0	32.36	76.8	76.2	84.6
02/11/2017 13:40	0.0	31.23	74.8	0.0	31.62	75.0	74.4	72.0
02/11/2017 13:50	0.0	30.80	73.6	0.0	31.25	74.2	73.9	68.1
02/11/2017 14:00	0.0	30.48	71.4	0.0	30.95	73.0	73.5	67.4
02/11/2017 14:10	0.0	30.46	71.6	0.0	30.90	72.1	74.0	68.5
02/11/2017 14:20	0.0	30.53	70.2	0.0	30.84	71.2	74.1	71.7
02/11/2017 14:30	0.0	30.33	70.7	0.0	30.67	70.2	72.9	74.0
02/11/2017 14:40	0.0	30.07	71.4	0.0	30.41	70.6	72.3	74.5
02/11/2017 14:50	0.0	30.00	71.7	0.0	30.33	71.2	72.2	74.7
02/11/2017 15:00	0.0	30.02	72.1	0.0	30.34	71.9	72.5	74.8
02/11/2017 15:10	0.0	30.13	72.8	0.0	30.45	72.7	73.2	75.1
02/11/2017 15:20	0.0	30.29	73.3	0.0	30.65	73.5	73.9	75.5
02/11/2017 15:30	0.0	30.32	73.4	0.0	30.74	73.6	73.8	75.8
02/11/2017 15:40	0.0	30.31	73.2	0.0	30.71	73.7	73.6	76.1
02/11/2017 15:50	0.0	30.17	72.6	0.0	30.55	73.0	72.6	76.3
02/11/2017 16:00	0.0	30.00	72.1	0.0	30.34	72.5	72.1	76.5
02/11/2017 16:10	0.0	29.83	71.6	0.0	30.14	72.0	71.6	76.7
02/11/2017 16:20	0.0	29.77	71.7	0.0	30.07	72.0	71.7	76.9
02/11/2017 16:30	0.0	29.90	72.6	0.0	30.24	72.6	72.4	77.2

Date/Time	GW12i F	GW12i T	GW12o	GW13i F	GW13i T	GW13o	GW13i not used	Lno not used
02/11/2017 16:40	0.0	30.30	73.6	0.0	30.64	73.7	74.0	77.3
02/11/2017 16:50	0.0	30.45	73.2	0.0	30.70	73.5	73.1	77.5
02/11/2017 17:00	0.0	30.29	72.5	0.0	30.48	72.8	72.2	77.6
02/11/2017 17:10	0.0	30.09	72.0	0.0	30.27	72.2	71.7	77.7
02/11/2017 17:20	0.0	29.89	71.5	0.0	30.07	71.7	71.2	77.8
02/11/2017 17:30	0.0	29.66	70.7	0.0	29.86	70.9	70.4	77.8
02/11/2017 17:40	0.0	29.34	69.9	0.0	29.57	70.1	69.5	77.8
02/11/2017 17:50	0.0	29.09	69.4	0.0	29.34	69.5	69.0	77.8
02/11/2017 18:00	0.0	28.90	69.1	0.0	29.18	69.2	68.8	77.9
02/11/2017 18:10	0.0	28.72	68.8	0.0	29.04	68.8	68.5	77.9
02/11/2017 18:20	0.0	28.59	68.4	0.0	28.90	68.4	68.1	77.8
02/11/2017 18:30	0.0	28.42	67.9	0.0	28.75	67.9	67.6	77.7
02/11/2017 18:40	0.0	28.19	67.3	0.0	28.59	67.5	67.2	77.7
02/11/2017 18:50	0.0	28.06	66.9	0.0	28.42	67.1	66.8	77.6
02/11/2017 19:00	0.0	27.90	66.3	0.0	28.17	66.4	66.2	77.6
02/11/2017 19:10	0.0	27.60	65.4	0.0	27.79	65.5	65.2	77.4
02/11/2017 19:20	0.0	27.22	64.5	0.0	27.38	64.6	64.2	77.1
02/11/2017 19:30	0.0	26.85	63.6	0.0	27.02	63.8	63.2	76.9
02/11/2017 19:40	0.0	26.50	62.7	0.0	26.66	62.8	62.3	76.6
02/11/2017 19:50	0.0	26.17	61.8	0.0	26.30	61.8	61.3	76.4
02/11/2017 20:00	0.0	25.91	61.2	0.0	26.03	61.2	60.8	76.1
02/11/2017 20:10	0.0	25.73	60.7	0.0	25.86	60.7	60.3	75.9
02/11/2017 20:20	0.0	25.57	60.3	0.0	25.69	60.2	59.9	75.7
02/11/2017 20:30	0.0	25.40	59.7	0.0	25.55	59.8	59.3	75.5
02/11/2017 20:40	0.0	25.26	59.3	0.0	25.42	59.3	58.8	75.2
02/11/2017 20:50	0.0	25.14	58.9	0.0	25.30	58.9	58.4	74.9
02/11/2017 21:00	0.0	24.95	58.4	0.0	25.12	58.5	58.2	74.7
02/11/2017 21:10	0.0	24.69	57.9	0.0	24.89	57.9	57.6	74.5
02/11/2017 21:20	0.0	24.48	57.4	0.0	24.72	57.6	57.0	74.3
02/11/2017 21:30	0.0	24.39	57.2	0.0	24.61	57.4	56.9	74.0
02/11/2017 21:40	0.0	24.41	57.3	0.0	24.67	57.5	57.1	73.9
02/11/2017 21:50	0.0	24.44	57.4	0.0	24.72	57.5	57.2	73.7
02/11/2017 22:00	0.0	24.42	57.2	0.0	24.66	57.3	57.1	73.5
02/11/2017 22:10	0.0	24.33	57.0	0.0	24.55	57.1	56.9	73.3
02/11/2017 22:20	0.0	24.21	56.7	0.0	24.44	56.8	56.6	73.1

Date/Time	GW12i F	GW12i T	GW12o	GW13i F	GW13i T	GW13o	GW13i not used	Lno not used
02/11/2017 22:30	0.0	24.10	56.5	0.0	24.34	56.6	56.3	72.9
02/11/2017 22:40	0.0	23.96	56.3	0.0	24.22	56.3	56.0	72.7
02/11/2017 22:50	0.0	23.84	56.0	0.0	24.09	55.9	55.7	72.5
02/11/2017 23:00	0.0	23.63	55.5	0.0	23.85	55.4	55.1	72.3
02/11/2017 23:10	0.0	23.43	55.2	0.0	23.64	55.1	55.0	72.0
02/11/2017 23:20	0.0	23.44	55.5	0.0	23.64	55.5	55.5	71.9
02/11/2017 23:30	0.0	23.43	55.4	0.0	23.63	55.4	55.5	71.7
02/11/2017 23:40	0.0	23.38	55.2	0.0	23.60	55.2	55.3	71.5
02/11/2017 23:50	0.0	23.35	55.0	0.0	23.58	55.1	55.0	71.3
02/12/2017 00:00	0.0	23.27	54.4	0.0	23.46	54.4	54.1	71.0
02/12/2017 00:10	0.0	23.10	54.0	0.0	23.27	53.9	53.6	70.8
02/12/2017 00:20	0.0	23.06	54.3	0.0	23.22	54.2	54.0	70.7
02/12/2017 00:30	0.0	23.07	54.4	0.0	23.23	54.3	54.2	70.6
02/12/2017 00:40	0.0	22.96	54.2	0.0	23.14	54.1	54.0	70.4
02/12/2017 00:50	0.0	22.92	54.4	0.0	23.12	54.4	54.4	70.2
02/12/2017 01:00	0.0	22.89	54.4	0.0	23.09	54.4	54.5	70.1
02/12/2017 01:10	0.0	22.79	54.0	0.0	23.00	54.1	54.0	69.9
02/12/2017 01:20	0.0	22.62	53.4	0.0	22.84	53.5	53.4	69.7
02/12/2017 01:30	0.0	22.49	53.1	0.0	22.69	53.1	52.9	69.5
02/12/2017 01:40	0.0	22.37	52.8	0.0	22.55	52.7	52.5	69.3
02/12/2017 01:50	0.0	22.22	52.4	0.0	22.40	52.3	52.1	69.2
02/12/2017 02:00	0.0	22.06	51.9	0.0	22.26	52.0	51.9	69.0
02/12/2017 02:10	0.0	22.00	52.0	0.0	22.21	52.1	52.0	68.8
02/12/2017 02:20	0.0	22.03	52.4	0.0	22.25	52.5	52.4	68.7
02/12/2017 02:30	0.0	22.04	52.5	0.0	22.28	52.7	52.8	68.4
02/12/2017 02:40	0.0	22.02	52.4	0.0	22.26	52.6	52.6	68.3
02/12/2017 02:50	0.0	21.97	52.2	0.0	22.18	52.4	52.3	68.1
02/12/2017 03:00	0.0	21.88	52.0	0.0	22.08	52.1	52.1	67.9
02/12/2017 03:10	0.0	21.79	51.8	0.0	22.00	51.9	51.9	67.7
02/12/2017 03:20	0.0	21.76	51.8	0.0	22.00	52.0	52.0	67.6
02/12/2017 03:30	0.0	21.76	51.9	0.0	22.00	52.0	52.0	67.5
02/12/2017 03:40	0.0	21.76	51.9	0.0	21.95	51.9	52.0	67.3
02/12/2017 03:50	0.0	21.70	51.7	0.0	21.90	51.8	51.9	67.1
02/12/2017 04:00	0.0	21.61	51.4	0.0	21.80	51.5	51.5	66.9
02/12/2017 04:10	0.0	21.48	51.0	0.0	21.66	51.1	51.0	66.7

Date/Time	GW12i F	GW12i T	GW12o	GW13i F	GW13i T	GW13o	GW13i not used	Lno not used
02/12/2017 04:20	0.0	21.34	50.7	0.0	21.52	50.8	50.7	66.5
02/12/2017 04:30	0.0	21.27	50.5	0.0	21.45	50.6	50.6	66.4
02/12/2017 04:40	0.0	21.21	50.4	0.0	21.40	50.6	50.5	66.2
02/12/2017 04:50	0.0	21.20	50.5	0.0	21.40	50.7	50.7	66.1
02/12/2017 05:00	0.0	21.18	50.4	0.0	21.36	50.5	50.6	65.9
02/12/2017 05:10	0.0	21.04	49.9	0.0	21.20	50.0	50.0	65.6
02/12/2017 05:20	0.0	20.78	49.2	0.0	20.94	49.2	49.2	65.4
02/12/2017 05:30	0.0	20.53	48.5	0.0	20.69	48.6	48.6	65.1
02/12/2017 05:40	0.0	20.30	47.9	0.0	20.46	48.0	48.0	64.9
02/12/2017 05:50	0.0	20.09	47.4	0.0	20.25	47.5	47.5	64.6
02/12/2017 06:00	0.0	19.91	46.9	0.0	20.06	47.0	46.9	64.5
02/12/2017 06:10	0.0	19.68	46.1	0.0	19.81	46.1	46.1	64.2
02/12/2017 06:20	0.0	19.41	45.4	0.0	19.55	45.5	45.3	63.9
02/12/2017 06:30	0.0	19.19	44.9	0.0	19.33	45.0	44.9	63.6
02/12/2017 06:40	0.0	18.97	44.5	0.0	19.12	44.5	44.5	63.3
02/12/2017 06:50	0.0	18.73	43.9	0.0	18.88	44.0	43.9	62.9
02/12/2017 07:00	0.0	18.52	43.3	0.0	18.67	43.4	43.4	62.7
02/12/2017 07:10	0.0	18.40	43.1	0.0	18.56	43.2	43.1	62.4
02/12/2017 07:20	0.0	18.31	43.0	0.0	18.46	43.0	42.9	62.2
02/12/2017 07:30	0.0	18.27	43.1	0.0	18.41	42.9	42.8	61.9
02/12/2017 07:40	0.0	18.33	43.9	0.0	18.56	43.5	43.2	61.7
02/12/2017 07:50	0.0	18.81	45.9	0.0	19.12	45.3	44.4	61.6
02/12/2017 08:00	0.0	19.50	47.2	0.0	19.62	46.5	45.2	61.5
02/12/2017 08:10	0.0	19.79	47.1	0.0	19.86	46.5	45.4	61.4
02/12/2017 08:20	0.0	19.71	46.7	0.0	19.78	46.1	45.5	61.3
02/12/2017 08:30	0.0	20.00	48.0	0.0	20.02	47.3	46.8	61.3
02/12/2017 08:40	0.0	20.25	48.2	0.0	20.26	47.7	47.5	61.3
02/12/2017 08:50	0.0	20.10	47.5	0.0	20.18	47.2	47.1	61.3
02/12/2017 09:00	0.0	20.13	47.8	0.0	20.21	47.7	47.7	61.3
02/12/2017 09:10	0.0	20.27	48.3	0.0	20.32	48.0	48.0	61.2
02/12/2017 09:20	0.0	20.28	48.1	0.0	20.37	48.0	48.0	61.2
02/12/2017 09:30	0.0	20.36	48.5	0.0	20.45	48.3	48.6	61.2
02/12/2017 09:40	0.0	20.45	48.8	0.0	20.50	48.4	48.6	61.2
02/12/2017 09:50	0.0	20.74	49.8	0.0	20.72	49.3	49.7	61.3
02/12/2017 10:00	0.0	21.26	51.4	0.0	21.11	50.2	51.1	61.4

Date/Time	GW12i F	GW12i T	GW12o	GW13i F	GW13i T	GW13o	GW13i not used	Lno not used
02/12/2017 10:10	0.0	21.81	52.9	0.0	21.56	50.2	52.5	61.5
02/12/2017 10:20	0.0	22.25	53.5	0.0	21.95	50.9	53.2	61.6
02/12/2017 10:30	0.0	22.60	54.5	0.0	22.25	51.8	54.2	61.8
02/12/2017 10:40	0.0	23.00	55.6	0.0	22.52	53.3	55.7	62.0
02/12/2017 10:50	0.0	23.64	57.5	0.0	22.99	54.7	57.8	62.4
02/12/2017 11:00	0.0	23.88	57.1	0.0	23.20	54.3	56.8	62.6
02/12/2017 11:10	0.0	23.73	56.6	0.0	23.04	53.7	56.3	62.7
02/12/2017 11:20	0.0	23.76	56.9	0.0	22.95	53.4	56.9	62.9
02/12/2017 11:30	0.0	23.80	56.8	0.0	23.00	53.6	57.0	63.1
02/12/2017 11:40	0.0	23.82	57.1	0.0	23.09	53.5	57.4	63.3
02/12/2017 11:50	0.0	24.07	57.8	0.0	23.33	54.1	58.8	63.5
02/12/2017 12:00	0.0	24.19	58.0	0.0	23.50	55.0	58.7	63.7
02/12/2017 12:10	0.0	24.26	58.0	0.0	23.63	55.8	59.1	64.0
02/12/2017 12:20	0.0	24.24	58.5	0.0	23.79	56.8	59.5	64.1
02/12/2017 12:30	0.0	24.16	58.7	0.0	23.93	57.4	59.8	64.4
02/12/2017 12:40	0.0	23.97	59.1	0.0	24.04	57.8	60.0	64.5
02/12/2017 12:50	0.0	23.81	58.9	0.0	24.17	58.0	60.0	64.7
02/12/2017 13:00	0.0	23.80	59.0	0.0	24.24	58.3	59.4	64.9
02/12/2017 13:10	0.0	23.81	58.7	0.0	24.21	57.9	59.1	65.0
02/12/2017 13:20	0.0	23.71	57.8	0.0	23.98	57.0	58.0	64.9
02/12/2017 13:30	0.0	23.62	57.5	0.0	23.81	56.8	57.6	65.0
02/12/2017 13:40	0.0	23.53	57.5	0.0	23.72	56.9	57.7	65.0
02/12/2017 13:50	0.0	23.57	58.1	0.0	23.82	57.7	58.6	65.2
02/12/2017 14:00	0.0	23.66	58.4	0.0	24.05	58.0	58.7	65.3
02/12/2017 14:10	0.0	23.67	58.1	0.0	24.09	57.7	58.3	65.3
02/12/2017 14:20	0.0	23.59	57.7	0.0	23.95	57.2	57.6	65.3
02/12/2017 14:30	0.0	23.49	57.4	0.0	23.89	57.2	57.6	65.3
02/12/2017 14:40	0.0	23.50	57.8	0.0	23.98	57.8	58.0	65.4
02/12/2017 14:50	0.0	23.63	58.3	0.0	24.11	58.1	58.3	65.5
02/12/2017 15:00	0.0	23.80	58.7	0.0	24.28	58.6	58.8	65.6
02/12/2017 15:10	0.0	23.90	58.6	0.0	24.36	58.5	58.5	65.6
02/12/2017 15:20	0.0	23.98	58.8	0.0	24.40	58.8	58.4	65.6
02/12/2017 15:30	0.0	23.96	58.4	0.0	24.25	58.0	57.8	65.6
02/12/2017 15:40	0.0	23.90	58.0	0.0	24.14	57.9	57.3	65.6
02/12/2017 15:50	0.0	23.75	57.1	0.0	23.97	57.3	56.7	65.5

Date/Time	GW12i F	GW12i T	GW12o	GW13i F	GW13i T	GW13o	GW13i not used	Lno not used
02/12/2017 16:00	0.0	23.61	56.6	0.0	23.81	56.8	56.2	65.4
02/12/2017 16:10	0.0	23.56	56.8	0.0	23.77	57.1	56.2	65.4
02/12/2017 16:20	0.0	23.51	56.4	0.0	23.72	56.7	55.8	65.4
02/12/2017 16:30	0.0	23.18	54.6	0.0	23.32	54.9	54.0	65.2
02/12/2017 16:40	0.0	22.66	53.1	0.0	22.78	53.3	52.6	64.9
02/12/2017 16:50	0.0	22.38	52.9	0.0	22.53	53.1	52.4	64.8
02/12/2017 17:00	0.0	22.14	52.3	0.0	22.28	52.4	51.8	64.7
02/12/2017 17:10	0.0	21.86	51.5	0.0	22.00	51.7	51.1	64.5
02/12/2017 17:20	0.0	21.54	50.6	0.0	21.69	50.6	50.2	64.3
02/12/2017 17:30	0.0	21.16	49.5	0.0	21.31	49.6	49.2	64.1
02/12/2017 17:40	0.0	20.81	48.8	0.0	20.97	48.8	48.5	63.9
02/12/2017 17:50	0.0	20.52	48.1	0.0	20.70	48.1	48.0	63.7
02/12/2017 18:00	0.0	20.30	47.8	0.0	20.48	47.8	47.6	63.5
02/12/2017 18:10	0.0	20.11	47.4	0.0	20.31	47.4	47.3	63.3
02/12/2017 18:20	0.0	19.95	47.0	0.0	20.13	47.0	46.8	63.1
02/12/2017 18:30	0.0	19.79	46.6	0.0	19.97	46.6	46.5	62.8
02/12/2017 18:40	0.0	19.66	46.3	0.0	19.84	46.3	46.3	62.6
02/12/2017 18:50	0.0	19.53	46.0	0.0	19.70	46.0	45.9	62.4
02/12/2017 19:00	0.0	19.36	45.4	0.0	19.52	45.4	45.4	62.2
02/12/2017 19:10	0.0	19.13	44.7	0.0	19.30	44.6	44.5	62.0
02/12/2017 19:20	0.0	18.91	44.1	0.0	19.08	44.0	43.9	61.8
02/12/2017 19:30	0.0	18.72	43.6	0.0	18.89	43.5	43.5	61.6
02/12/2017 19:40	0.0	18.55	43.2	0.0	18.72	43.1	43.0	61.4
02/12/2017 19:50	0.0	18.43	42.9	0.0	18.58	42.7	42.6	61.2
02/12/2017 20:00	0.0	18.31	42.6	0.0	18.44	42.4	42.4	61.1
02/12/2017 20:10	0.0	18.22	42.5	0.0	18.38	42.4	42.4	60.9
02/12/2017 20:20	0.0	18.16	42.4	0.0	18.36	42.5	42.5	60.7
02/12/2017 20:30	0.0	18.07	42.1	0.0	18.29	42.1	42.1	60.6
02/12/2017 20:40	0.0	17.99	41.8	0.0	18.17	41.8	41.7	60.3
02/12/2017 20:50	0.0	17.92	41.7	0.0	18.09	41.5	41.5	60.2
02/12/2017 21:00	0.0	17.82	41.3	0.0	17.98	41.2	41.2	60.0
02/12/2017 21:10	0.0	17.71	41.0	0.0	17.84	40.8	40.8	59.9
02/12/2017 21:20	0.0	17.61	40.7	0.0	17.71	40.5	40.4	59.7
02/12/2017 21:30	0.0	17.54	40.6	0.0	17.62	40.5	40.3	59.4
02/12/2017 21:40	0.0	17.47	40.4	0.0	17.59	40.4	40.3	59.2

Date/Time	GW12i F	GW12i T	GW12o	GW13i F	GW13i T	GW13o	GW13i not used	Lno not used
02/12/2017 21:50	0.0	17.39	40.2	0.0	17.56	40.3	40.3	59.0
02/12/2017 22:00	0.0	17.32	39.9	0.0	17.48	40.0	40.0	58.8
02/12/2017 22:10	0.0	17.23	39.7	0.0	17.35	39.6	39.5	58.7
02/12/2017 22:20	0.0	17.17	39.6	0.0	17.30	39.6	39.5	58.5
02/12/2017 22:30	0.0	17.09	39.5	0.0	17.22	39.4	39.3	58.3
02/12/2017 22:40	0.0	16.98	39.0	0.0	17.10	39.0	38.7	58.1
02/12/2017 22:50	0.0	16.91	38.8	0.0	17.07	38.9	38.8	57.9
02/12/2017 23:00	0.0	16.82	38.6	0.0	17.01	38.7	38.6	57.7
02/12/2017 23:10	0.0	16.70	38.2	0.0	16.86	38.0	37.9	57.6
02/12/2017 23:20	0.0	16.51	37.4	0.0	16.66	37.4	37.0	57.3
02/12/2017 23:30	0.0	16.34	37.0	0.0	16.45	36.8	36.3	57.1
02/12/2017 23:40	0.0	16.23	36.7	0.0	16.36	36.7	36.4	56.9
02/12/2017 23:50	0.0	16.03	36.3	0.0	16.25	36.4	36.3	56.7
02/13/2017 00:00	0.0	15.84	36.0	0.0	16.09	36.2	36.0	56.5
02/13/2017 00:10	0.0	15.72	35.8	0.0	15.96	35.9	35.7	56.3
02/13/2017 00:20	0.0	15.62	35.4	0.0	15.85	35.4	35.0	56.1
02/13/2017 00:30	0.0	15.55	34.9	0.0	15.70	34.8	34.1	55.9
02/13/2017 00:40	0.0	15.43	34.3	0.0	15.52	34.2	33.4	55.7
02/13/2017 00:50	0.0	15.26	33.7	0.0	15.34	33.8	32.8	55.5
02/13/2017 01:00	0.0	15.09	33.3	0.0	15.20	33.5	32.6	55.4
02/13/2017 01:10	0.0	14.95	32.9	0.0	15.04	33.1	32.3	55.2
02/13/2017 01:20	0.0	14.80	32.6	0.0	14.88	32.8	31.9	54.9
02/13/2017 01:30	0.0	14.63	32.3	0.0	14.75	32.6	31.6	54.7
02/13/2017 01:40	0.0	14.50	31.8	0.0	14.60	32.1	31.1	54.5
02/13/2017 01:50	0.0	14.36	31.6	0.0	14.47	32.0	31.1	54.3
02/13/2017 02:00	0.0	14.24	31.8	0.0	14.39	31.9	31.5	54.1
02/13/2017 02:10	0.0	14.16	31.6	0.0	14.34	31.8	31.4	53.9
02/13/2017 02:20	0.0	14.11	31.5	0.0	14.25	31.5	31.0	53.7
02/13/2017 02:30	0.0	14.06	31.5	0.0	14.20	31.5	31.1	53.5
02/13/2017 02:40	0.0	14.08	31.8	0.0	14.26	31.8	31.7	53.3
02/13/2017 02:50	0.0	14.06	31.5	0.0	14.24	31.4	31.2	53.2
02/13/2017 03:00	0.0	13.94	30.9	0.0	14.09	30.8	30.4	53.0
02/13/2017 03:10	0.0	13.83	30.5	0.0	13.93	30.4	29.9	52.8
02/13/2017 03:20	0.0	13.75	30.1	0.0	13.79	30.1	29.5	52.6
02/13/2017 03:30	0.0	13.61	29.7	0.0	13.62	29.6	29.0	52.4

Date/Time	GW12i F	GW12i T	GW12o	GW13i F	GW13i T	GW13o	GW13i not used	Lno not used
02/13/2017 03:40	0.0	13.40	29.3	0.0	13.39	29.1	28.4	52.1
02/13/2017 03:50	0.0	13.19	28.8	0.0	13.19	28.7	28.0	52.0
02/13/2017 04:00	0.0	13.05	28.5	0.0	13.05	28.4	27.6	51.8
02/13/2017 04:10	0.0	12.99	28.5	0.0	12.98	28.2	27.4	51.5
02/13/2017 04:20	0.0	12.96	28.4	0.0	12.94	28.2	27.7	51.4
02/13/2017 04:30	0.0	12.98	28.6	0.0	13.00	28.4	28.2	51.2
02/13/2017 04:40	0.0	12.98	28.5	0.0	13.00	28.3	27.9	51.1
02/13/2017 04:50	0.0	13.00	28.5	0.0	13.00	28.3	28.0	50.9
02/13/2017 05:00	0.0	12.98	28.4	0.0	13.00	28.2	27.9	50.8
02/13/2017 05:10	0.0	12.99	28.4	0.0	13.00	28.4	27.9	50.7
02/13/2017 05:20	0.0	12.99	28.3	0.0	13.00	28.3	27.7	50.6
02/13/2017 05:30	0.0	12.93	27.9	0.0	12.99	28.0	27.4	50.4
02/13/2017 05:40	0.0	12.85	27.5	0.0	12.90	27.7	27.1	50.2
02/13/2017 05:50	0.0	12.81	27.4	0.0	12.86	27.6	27.0	50.1
02/13/2017 06:00	0.0	12.74	27.3	0.0	12.78	27.4	26.9	50.0
02/13/2017 06:10	0.0	12.64	27.3	0.0	12.65	27.3	27.0	49.8
02/13/2017 06:20	0.0	12.59	27.3	0.0	12.61	27.5	27.1	49.7
02/13/2017 06:30	0.0	12.54	27.3	0.0	12.57	27.4	27.2	49.4
02/13/2017 06:40	0.0	12.50	27.4	0.0	12.52	27.4	27.2	49.3
02/13/2017 06:50	0.0	12.45	27.4	0.0	12.48	27.3	27.2	49.2
02/13/2017 07:00	0.0	12.42	27.4	0.0	12.45	27.3	27.2	49.0
02/13/2017 07:10	0.0	12.45	27.6	0.0	12.49	27.5	27.5	48.9
02/13/2017 07:20	0.0	12.66	28.5	0.0	12.66	28.0	27.8	48.8
02/13/2017 07:30	0.0	13.06	30.3	0.0	13.00	28.5	28.5	48.7
02/13/2017 07:40	0.0	13.59	32.4	0.0	13.85	30.6	29.8	48.7
02/13/2017 07:50	0.0	14.65	36.1	0.0	15.33	33.5	31.9	48.7
02/13/2017 08:00	0.0	16.33	39.4	0.0	16.77	36.6	34.4	48.7
02/13/2017 08:10	0.0	17.66	41.6	0.0	17.78	38.5	36.0	48.8
02/13/2017 08:20	0.0	18.52	43.0	0.0	18.35	39.8	37.2	48.9
02/13/2017 08:30	0.0	19.26	44.5	0.0	18.83	41.1	38.6	49.0
02/13/2017 08:40	0.0	20.10	46.5	0.0	19.45	43.0	40.5	49.1
02/13/2017 08:50	0.0	20.78	48.1	0.0	20.16	44.3	42.6	49.4
02/13/2017 09:00	0.0	21.45	49.9	0.0	20.65	45.5	44.0	49.6
02/13/2017 09:10	0.0	22.15	51.1	0.0	21.08	46.5	45.7	49.9
02/13/2017 09:20	0.0	22.87	52.6	0.0	21.63	47.6	47.6	50.2

Date/Time	GW12i F	GW12i T	GW12o	GW13i F	GW13i T	GW13o	GW13i not used	Lno not used
02/13/2017 09:30	0.0	22.82	51.6	0.0	21.58	47.1	47.0	50.4
02/13/2017 09:40	0.0	22.94	52.7	0.0	21.52	47.9	48.9	50.7
02/13/2017 09:50	0.0	23.61	54.6	0.0	22.02	48.8	51.4	51.0
02/13/2017 10:00	0.0	23.95	54.7	0.0	22.51	48.9	52.5	51.3
02/13/2017 10:10	0.0	23.79	53.8	0.0	22.62	47.6	52.3	51.7
02/13/2017 10:20	0.0	23.64	53.9	0.0	22.58	47.7	52.0	52.1
02/13/2017 10:30	0.0	23.19	52.7	0.0	22.27	47.7	51.5	52.4
02/13/2017 10:40	0.0	22.84	52.8	0.0	22.10	48.7	52.3	52.7
02/13/2017 10:50	0.0	23.27	54.7	0.0	22.27	50.2	54.6	53.1
02/13/2017 11:00	0.0	23.86	55.8	0.0	22.67	51.2	55.9	53.5
02/13/2017 11:10	0.0	23.65	54.2	0.0	22.72	50.9	54.4	53.7
02/13/2017 11:20	0.0	23.13	53.9	0.0	22.57	51.1	54.4	54.0
02/13/2017 11:30	0.0	23.24	54.4	0.0	22.59	51.6	55.0	54.3
02/13/2017 11:40	0.0	23.48	55.1	0.0	22.75	52.0	56.1	54.7
02/13/2017 11:50	0.0	23.68	56.0	0.0	23.00	52.4	57.2	55.0
02/13/2017 12:00	0.0	24.00	56.3	0.0	23.41	53.2	57.2	55.3
02/13/2017 12:10	0.0	23.92	56.3	0.0	23.45	53.9	57.1	55.5
02/13/2017 12:20	0.0	23.94	56.9	0.0	23.74	55.0	57.8	55.7
02/13/2017 12:30	0.0	23.63	55.8	0.0	23.63	54.6	56.6	56.1
02/13/2017 12:40	0.0	23.36	56.0	0.0	23.50	54.5	57.0	56.3
02/13/2017 12:50	0.0	23.17	55.8	0.0	23.48	54.8	56.6	56.6
02/13/2017 13:00	0.0	23.08	55.7	0.0	23.57	55.1	56.8	56.8
02/13/2017 13:10	0.0	23.05	55.3	0.0	23.56	54.6	56.0	57.0
02/13/2017 13:20	0.0	22.80	54.3	0.0	23.28	53.7	54.9	57.2
02/13/2017 13:30	0.0	22.67	55.1	0.0	23.21	54.3	55.6	57.4
02/13/2017 13:40	0.0	22.94	56.5	0.0	23.67	56.0	57.7	57.8
02/13/2017 13:50	0.0	23.26	57.1	0.0	24.00	56.9	58.8	58.0
02/13/2017 14:00	0.0	23.48	57.0	0.0	24.14	56.6	57.9	58.1
02/13/2017 14:10	0.0	23.11	53.8	0.0	23.61	53.8	53.6	58.1
02/13/2017 14:20	0.0	22.52	51.9	0.0	22.91	52.5	51.7	58.1
02/13/2017 14:30	0.0	21.86	50.3	0.0	22.19	50.8	50.2	58.1
02/13/2017 14:40	0.0	21.41	49.4	0.0	21.70	50.1	49.5	58.1
02/13/2017 14:50	0.0	21.07	48.7	0.0	21.30	49.2	48.6	58.1
02/13/2017 15:00	0.0	20.80	48.1	0.0	21.00	48.5	48.1	58.2
02/13/2017 15:10	0.0	20.54	47.6	0.0	20.73	48.0	47.6	58.1

Date/Time	GW12i F	GW12i T	GW12o	GW13i F	GW13i T	GW13o	GW13i not used	Lno not used
02/13/2017 15:20	0.0	20.34	47.2	0.0	20.50	47.5	47.2	58.2
02/13/2017 15:30	0.0	20.17	46.9	0.0	20.34	47.1	46.9	58.2
02/13/2017 15:40	0.0	20.06	46.8	0.0	20.23	47.0	46.8	58.1
02/13/2017 15:50	0.0	19.97	46.6	0.0	20.13	46.7	46.6	58.2
02/13/2017 16:00	0.0	19.92	46.5	0.0	20.04	46.6	46.5	58.1
02/13/2017 16:10	0.0	19.87	46.5	0.0	20.00	46.6	46.5	58.1
02/13/2017 16:20	0.0	19.82	46.4	0.0	19.95	46.5	46.4	58.1
02/13/2017 16:30	0.0	19.80	46.3	0.0	19.92	46.5	46.4	58.1
02/13/2017 16:40	0.0	19.75	46.2	0.0	19.88	46.4	46.2	58.1
02/13/2017 16:50	0.0	19.72	46.1	0.0	19.84	46.3	46.2	58.1
02/13/2017 17:00	0.0	19.72	46.0	0.0	19.84	46.2	46.1	58.1
02/13/2017 17:10	0.0	19.70	45.9	0.0	19.82	46.0	45.9	58.1
02/13/2017 17:20	0.0	19.68	45.7	0.0	19.77	45.9	45.7	58.0
02/13/2017 17:30	0.0	19.63	45.6	0.0	19.75	45.6	45.5	58.0
02/13/2017 17:40	0.0	19.55	45.3	0.0	19.67	45.4	45.2	58.0
02/13/2017 17:50	0.0	19.45	45.1	0.0	19.58	45.2	45.1	58.0
02/13/2017 18:00	0.0	19.38	44.9	0.0	19.50	45.1	44.9	57.9
02/13/2017 18:10	0.0	19.30	44.7	0.0	19.43	44.9	44.7	57.9
02/13/2017 18:20	0.0	19.28	44.6	0.0	19.37	44.7	44.6	57.9
02/13/2017 18:30	0.0	19.25	44.4	0.0	19.37	44.6	44.4	57.9
02/13/2017 18:40	0.0	19.22	44.2	0.0	19.36	44.4	44.2	57.9
02/13/2017 18:50	0.0	19.16	44.1	0.0	19.28	44.3	44.0	57.9
02/13/2017 19:00	0.0	19.12	44.0	0.0	19.24	44.2	43.9	57.8
02/13/2017 19:10	0.0	19.12	44.0	0.0	19.23	44.2	43.9	57.8
02/13/2017 19:20	0.0	19.13	44.0	0.0	19.23	44.2	43.9	57.8
02/13/2017 19:30	0.0	19.16	44.1	0.0	19.24	44.2	44.0	57.8
02/13/2017 19:40	0.0	19.11	44.0	0.0	19.24	44.2	44.0	57.8
02/13/2017 19:50	0.0	19.08	44.0	0.0	19.22	44.2	44.0	57.7
02/13/2017 20:00	0.0	19.05	44.0	0.0	19.18	44.1	44.0	57.7
02/13/2017 20:10	0.0	19.04	43.9	0.0	19.15	44.0	43.9	57.7
02/13/2017 20:20	0.0	19.03	43.8	0.0	19.12	43.9	43.8	57.6
02/13/2017 20:30	0.0	19.00	43.8	0.0	19.12	44.0	43.8	57.6
02/13/2017 20:40	0.0	18.99	43.8	0.0	19.10	43.9	43.8	57.6
02/13/2017 20:50	0.0	18.94	43.7	0.0	19.05	43.8	43.6	57.6
02/13/2017 21:00	0.0	18.88	43.5	0.0	18.97	43.6	43.4	57.5

Date/Time	GW12i F	GW12i T	GW12o	GW13i F	GW13i T	GW13o	GW13i not used	Lno not used
02/13/2017 21:10	0.0	18.83	43.4	0.0	18.93	43.5	43.3	57.5
02/13/2017 21:20	0.0	18.80	43.2	0.0	18.91	43.4	43.2	57.5
02/13/2017 21:30	0.0	18.77	43.1	0.0	18.87	43.3	43.1	57.3
02/13/2017 21:40	0.0	18.72	43.0	0.0	18.84	43.2	43.0	57.3
02/13/2017 21:50	0.0	18.66	42.9	0.0	18.80	43.1	42.9	57.3
02/13/2017 22:00	0.0	18.64	42.9	0.0	18.80	43.1	42.9	57.3
02/13/2017 22:10	0.0	18.66	42.9	0.0	18.82	43.2	43.0	57.3
02/13/2017 22:20	0.0	18.69	43.0	0.0	18.84	43.2	43.0	57.2
02/13/2017 22:30	0.0	18.74	43.1	0.0	18.86	43.3	43.1	57.2
02/13/2017 22:40	0.0	18.76	43.2	0.0	18.87	43.4	43.3	57.1
02/13/2017 22:50	0.0	18.71	43.1	0.0	18.82	43.3	43.2	57.1
02/13/2017 23:00	0.0	18.65	43.0	0.0	18.76	43.2	43.0	57.0
02/13/2017 23:10	0.0	18.61	43.0	0.0	18.72	43.1	43.0	57.0
02/13/2017 23:20	0.0	18.54	43.0	0.0	18.69	43.0	42.9	57.0
02/13/2017 23:30	0.0	18.52	42.8	0.0	18.66	43.0	42.9	56.9
02/13/2017 23:40	0.0	18.52	42.8	0.0	18.64	43.0	42.8	56.9
02/13/2017 23:50	0.0	18.51	42.7	0.0	18.64	42.9	42.8	56.8
02/14/2017 00:00	0.0	18.46	42.7	0.0	18.60	42.9	42.7	56.8
02/14/2017 00:10	0.0	18.41	42.5	0.0	18.58	42.8	42.6	56.7
02/14/2017 00:20	0.0	18.34	42.4	0.0	18.51	42.6	42.4	56.7
02/14/2017 00:30	0.0	18.30	42.2	0.0	18.45	42.5	42.3	56.6
02/14/2017 00:40	0.0	18.22	42.0	0.0	18.36	42.2	42.0	56.5
02/14/2017 00:50	0.0	18.12	41.7	0.0	18.23	41.8	41.6	56.5
02/14/2017 01:00	0.0	18.02	41.2	0.0	18.07	41.4	41.2	56.4
02/14/2017 01:10	0.0	17.86	40.5	0.0	17.85	40.5	40.4	56.3
02/14/2017 01:20	0.0	17.61	39.5	0.0	17.52	39.5	39.1	56.2
02/14/2017 01:30	0.0	17.45	39.2	0.0	17.35	39.1	38.8	56.1
02/14/2017 01:40	0.0	17.43	39.2	0.0	17.32	39.1	38.9	56.0
02/14/2017 01:50	0.0	17.49	39.3	0.0	17.35	39.2	38.9	55.9
02/14/2017 02:00	0.0	17.59	39.5	0.0	17.46	39.5	39.2	55.9
02/14/2017 02:10	0.0	17.64	39.6	0.0	17.52	39.6	39.4	55.8
02/14/2017 02:20	0.0	17.61	39.6	0.0	17.49	39.7	39.3	55.8
02/14/2017 02:30	0.0	17.61	40.2	0.0	17.57	40.2	40.1	55.7
02/14/2017 02:40	0.0	17.64	40.5	0.0	17.66	40.6	40.5	55.7
02/14/2017 02:50	0.0	17.65	40.6	0.0	17.73	40.7	40.7	55.6

Date/Time	GW12i F	GW12i T	GW12o	GW13i F	GW13i T	GW13o	GW13i not used	Lno not used
02/14/2017 03:00	0.0	17.70	40.8	0.0	17.78	40.9	40.9	55.6
02/14/2017 03:10	0.0	17.72	40.9	0.0	17.84	41.1	41.1	55.6
02/14/2017 03:20	0.0	17.72	41.1	0.0	17.88	41.2	41.2	55.5
02/14/2017 03:30	0.0	17.72	41.3	0.0	17.90	41.3	41.4	55.5
02/14/2017 03:40	0.0	17.73	41.3	0.0	17.92	41.5	41.4	55.5
02/14/2017 03:50	0.0	17.74	41.3	0.0	17.92	41.4	41.4	55.5
02/14/2017 04:00	0.0	17.73	41.1	0.0	17.92	41.3	41.2	55.4
02/14/2017 04:10	0.0	17.76	41.1	0.0	17.92	41.3	41.2	55.4
02/14/2017 04:20	0.0	17.79	41.2	0.0	17.95	41.4	41.3	55.4
02/14/2017 04:30	0.0	17.84	41.3	0.0	17.96	41.5	41.4	55.4
02/14/2017 04:40	0.0	17.88	41.3	0.0	18.00	41.5	41.4	55.3
02/14/2017 04:50	0.0	17.85	41.3	0.0	18.00	41.5	41.4	55.3
02/14/2017 05:00	0.0	17.83	41.4	0.0	18.00	41.5	41.4	55.3
02/14/2017 05:10	0.0	17.80	41.4	0.0	17.97	41.5	41.4	55.3
02/14/2017 05:20	0.0	17.80	41.3	0.0	17.96	41.5	41.4	55.2
02/14/2017 05:30	0.0	17.83	41.3	0.0	17.96	41.4	41.3	55.2
02/14/2017 05:40	0.0	17.79	41.1	0.0	17.94	41.2	41.0	55.2
02/14/2017 05:50	0.0	17.73	40.9	0.0	17.87	41.0	40.8	55.2
02/14/2017 06:00	0.0	17.68	40.7	0.0	17.81	40.8	40.7	55.1
02/14/2017 06:10	0.0	17.61	40.7	0.0	17.75	40.7	40.5	55.1
02/14/2017 06:20	0.0	17.57	40.6	0.0	17.70	40.6	40.5	55.0
02/14/2017 06:30	0.0	17.52	40.5	0.0	17.66	40.5	40.4	55.0
02/14/2017 06:40	0.0	17.46	40.2	0.0	17.57	40.2	40.1	54.9
02/14/2017 06:50	0.0	17.36	39.9	0.0	17.46	39.8	39.7	54.9
02/14/2017 07:00	0.0	17.23	39.6	0.0	17.34	39.5	39.4	54.8
02/14/2017 07:10	0.0	17.17	39.4	0.0	17.28	39.4	39.3	54.8
02/14/2017 07:20	0.0	17.15	39.5	0.0	17.27	39.5	39.5	54.7
02/14/2017 07:30	0.0	17.25	40.0	0.0	17.38	40.0	40.0	54.6
02/14/2017 07:40	0.0	17.43	40.6	0.0	17.57	40.5	40.5	54.6
02/14/2017 07:50	0.0	17.77	41.6	0.0	17.91	41.4	41.3	54.7
02/14/2017 08:00	0.0	18.14	42.5	0.0	18.27	42.3	42.1	54.7
02/14/2017 08:10	0.0	18.49	43.5	0.0	18.59	43.2	43.1	54.8
02/14/2017 08:20	0.0	18.95	44.6	0.0	18.99	44.2	44.0	54.9
02/14/2017 08:30	0.0	19.28	45.3	0.0	19.25	44.8	44.5	54.9
02/14/2017 08:40	0.0	19.65	46.2	0.0	19.56	45.7	45.4	55.0

Date/Time	GW12i F	GW12i T	GW12o	GW13i F	GW13i T	GW13o	GW13i not used	Lno not used
02/14/2017 08:50	0.0	20.27	48.3	0.0	20.11	47.4	47.1	55.2
02/14/2017 09:00	0.0	20.84	49.6	0.0	20.63	48.6	48.5	55.4
02/14/2017 09:10	0.0	21.26	50.5	0.0	20.98	49.4	49.4	55.6
02/14/2017 09:20	0.0	22.06	52.8	0.0	21.59	51.3	51.5	56.0
02/14/2017 09:30	0.0	22.48	53.0	0.0	21.96	51.4	51.8	56.1
02/14/2017 09:40	0.0	22.46	52.5	0.0	21.95	51.3	51.6	56.4
02/14/2017 09:50	0.0	22.80	54.2	0.0	22.23	52.3	53.5	56.7
02/14/2017 10:00	0.0	23.34	55.7	0.0	22.66	52.8	54.9	57.0
02/14/2017 10:10	0.0	23.69	56.0	0.0	22.96	52.1	55.2	57.3
02/14/2017 10:20	0.0	23.73	55.9	0.0	23.05	51.7	55.4	59.4
02/14/2017 10:30	0.0	23.83	56.4	0.0	23.19	52.8	56.5	58.1
02/14/2017 10:40	0.0	23.99	56.9	0.0	23.43	54.4	57.2	58.5
02/14/2017 10:50	0.0	24.16	57.9	0.0	23.64	55.0	58.1	58.8
02/14/2017 11:00	0.0	24.48	58.6	0.0	23.82	55.4	59.1	59.1
02/14/2017 11:10	0.0	24.49	58.2	0.0	23.76	55.0	58.8	59.4
02/14/2017 11:20	0.0	24.48	58.2	0.0	23.62	54.5	58.9	59.7
02/14/2017 11:30	0.0	24.40	57.8	0.0	23.47	54.0	58.3	60.0
02/14/2017 11:40	0.0	24.46	58.3	0.0	23.62	54.2	59.9	60.2
02/14/2017 11:50	0.0	24.69	58.9	0.0	23.90	54.8	60.9	60.5
02/14/2017 12:00	0.0	24.66	58.6	0.0	24.00	55.4	60.2	60.8
02/14/2017 12:10	0.0	24.63	58.9	0.0	24.14	56.5	60.3	61.1
02/14/2017 12:20	0.0	24.70	59.4	0.0	24.41	57.7	61.0	61.4
02/14/2017 12:30	0.0	24.57	59.2	0.0	24.55	58.0	60.8	61.5
02/14/2017 12:40	0.0	24.31	58.6	0.0	24.51	57.8	59.5	61.7
02/14/2017 12:50	0.0	24.24	59.4	0.0	24.62	58.7	60.8	62.2
02/14/2017 13:00	0.0	24.37	59.9	0.0	24.89	59.6	61.5	63.0
02/14/2017 13:10	0.0	24.54	60.2	0.0	25.03	59.8	61.4	63.1
02/14/2017 13:20	0.0	24.78	61.0	0.0	25.30	60.9	62.7	64.4
02/14/2017 13:30	0.0	25.09	61.8	0.0	25.64	61.3	63.2	65.8
02/14/2017 13:40	0.0	25.19	61.5	0.0	25.73	61.2	62.7	65.9
02/14/2017 13:50	0.0	25.23	61.5	0.0	25.77	61.8	62.8	66.1
02/14/2017 14:00	0.0	25.26	62.0	0.0	25.80	61.9	63.0	66.4
02/14/2017 14:10	0.0	25.32	62.8	0.0	25.96	62.5	63.4	66.7
02/14/2017 14:20	0.0	25.59	63.6	0.0	26.38	63.8	65.0	66.8
02/14/2017 14:30	0.0	25.87	64.0	0.0	26.66	63.8	64.8	67.1

Date/Time	GW12i F	GW12i T	GW12o	GW13i F	GW13i T	GW13o	GW13i not used	Lno not used
02/14/2017 14:40	0.0	26.00	63.5	0.0	26.69	63.8	64.4	67.3
02/14/2017 14:50	0.0	26.04	63.2	0.0	26.72	63.9	64.2	67.4
02/14/2017 15:00	0.0	26.04	63.1	0.0	26.65	63.3	63.2	67.5
02/14/2017 15:10	0.0	25.83	61.7	0.0	26.30	61.8	61.8	67.6
02/14/2017 15:20	0.0	25.46	60.4	0.0	25.86	60.7	60.5	67.8
02/14/2017 15:30	0.0	25.11	59.5	0.0	25.44	59.8	59.6	67.8
02/14/2017 15:40	0.0	24.72	58.6	0.0	25.02	58.8	58.6	67.8
02/14/2017 15:50	0.0	24.44	58.1	0.0	24.73	58.3	58.1	67.8
02/14/2017 16:00	0.0	24.23	57.7	0.0	24.50	57.8	57.7	67.9
02/14/2017 16:10	0.0	24.04	57.2	0.0	24.30	57.3	57.2	67.9
02/14/2017 16:20	0.0	23.85	56.7	0.0	24.09	56.8	56.7	67.9
02/14/2017 16:30	0.0	23.62	56.1	0.0	23.84	56.2	56.1	67.8
02/14/2017 16:40	0.0	23.38	55.4	0.0	23.57	55.5	55.4	67.7
02/14/2017 16:50	0.0	23.14	54.9	0.0	23.34	55.0	54.8	67.7
02/14/2017 17:00	0.0	22.95	54.5	0.0	23.15	54.5	54.4	67.6
02/14/2017 17:10	0.0	22.79	54.0	0.0	23.00	54.0	53.9	67.5
02/14/2017 17:20	0.0	22.63	53.7	0.0	22.84	53.6	53.4	67.5
02/14/2017 17:30	0.0	22.47	53.2	0.0	22.67	53.1	53.0	67.4
02/14/2017 17:40	0.0	22.30	52.7	0.0	22.50	52.7	52.5	67.2
02/14/2017 17:50	0.0	22.13	52.3	0.0	22.33	52.3	52.1	67.2
02/14/2017 18:00	0.0	21.98	51.9	0.0	22.17	51.9	51.7	67.0
02/14/2017 18:10	0.0	21.83	51.6	0.0	22.02	51.6	51.4	66.9
02/14/2017 18:20	0.0	21.70	51.3	0.0	21.90	51.3	51.1	66.9
02/14/2017 18:30	0.0	21.57	51.0	0.0	21.76	50.9	50.8	66.8
02/14/2017 18:40	0.0	21.47	50.8	0.0	21.66	50.8	50.6	66.6
02/14/2017 18:50	0.0	21.39	50.7	0.0	21.59	50.6	50.5	66.5
02/14/2017 19:00	0.0	21.33	50.6	0.0	21.54	50.5	50.5	66.4
02/14/2017 19:10	0.0	21.30	50.6	0.0	21.50	50.5	50.4	66.3
02/14/2017 19:20	0.0	21.26	50.4	0.0	21.47	50.4	50.3	66.2
02/14/2017 19:30	0.0	21.19	50.3	0.0	21.40	50.2	50.1	66.1
02/14/2017 19:40	0.0	21.12	50.0	0.0	21.32	49.9	49.8	66.0
02/14/2017 19:50	0.0	21.06	49.8	0.0	21.25	49.8	49.7	65.9
02/14/2017 20:00	0.0	20.97	49.6	0.0	21.17	49.5	49.5	65.8
02/14/2017 20:10	0.0	20.86	49.2	0.0	21.05	49.1	49.0	65.7
02/14/2017 20:20	0.0	20.69	48.7	0.0	20.87	48.6	48.4	65.5

Date/Time	GW12i F	GW12i T	GW12o	GW13i F	GW13i T	GW13o	GW13i not used	Lno not used
02/14/2017 20:30	0.0	20.58	48.6	0.0	20.77	48.5	48.2	65.4
02/14/2017 20:40	0.0	20.49	48.3	0.0	20.67	48.1	48.0	65.3
02/14/2017 20:50	0.0	20.37	48.0	0.0	20.56	47.8	47.7	65.2
02/14/2017 21:00	0.0	20.29	47.8	0.0	20.47	47.6	47.6	65.1
02/14/2017 21:10	0.0	20.20	47.6	0.0	20.39	47.4	47.4	65.0
02/14/2017 21:20	0.0	20.15	47.6	0.0	20.34	47.4	47.3	64.9
02/14/2017 21:30	0.0	20.12	47.5	0.0	20.32	47.4	47.3	64.8
02/14/2017 21:40	0.0	20.09	47.4	0.0	20.28	47.3	47.3	64.6
02/14/2017 21:50	0.0	20.06	47.4	0.0	20.25	47.3	47.2	64.5
02/14/2017 22:00	0.0	20.08	47.6	0.0	20.27	47.5	47.4	64.4
02/14/2017 22:10	0.0	20.08	47.6	0.0	20.28	47.5	47.4	64.4
02/14/2017 22:20	0.0	20.04	47.4	0.0	20.23	47.3	47.2	64.3
02/14/2017 22:30	0.0	19.93	47.0	0.0	20.12	46.9	46.8	64.1
02/14/2017 22:40	0.0	19.74	46.4	0.0	19.91	46.3	46.2	63.9
02/14/2017 22:50	0.0	19.51	45.8	0.0	19.67	45.7	45.6	63.7
02/14/2017 23:00	0.0	19.32	45.3	0.0	19.48	45.3	45.2	63.6
02/14/2017 23:10	0.0	19.16	44.8	0.0	19.32	44.9	44.7	63.4
02/14/2017 23:20	0.0	19.00	44.4	0.0	19.16	44.4	44.3	63.3
02/14/2017 23:30	0.0	18.81	43.9	0.0	18.96	43.9	43.7	63.1
02/14/2017 23:40	0.0	18.61	43.4	0.0	18.75	43.4	43.3	62.8
02/14/2017 23:50	0.0	18.51	43.4	0.0	18.65	43.4	43.3	62.6
02/15/2017 00:00	0.0	18.56	43.8	0.0	18.73	43.9	44.0	62.5
02/15/2017 00:10	0.0	18.60	43.9	0.0	18.76	43.9	44.0	62.4
02/15/2017 00:20	0.0	18.54	43.6	0.0	18.71	43.6	43.6	62.2
02/15/2017 00:30	0.0	18.46	43.2	0.0	18.63	43.2	43.2	62.1
02/15/2017 00:40	0.0	18.39	43.0	0.0	18.57	43.1	43.1	61.9
02/15/2017 00:50	0.0	18.34	43.0	0.0	18.50	43.0	43.0	61.8
02/15/2017 01:00	0.0	18.27	43.0	0.0	18.44	42.9	42.9	61.6
02/15/2017 01:10	0.0	18.20	42.8	0.0	18.36	42.8	42.8	61.4
02/15/2017 01:20	0.0	18.11	42.6	0.0	18.29	42.6	42.6	61.2
02/15/2017 01:30	0.0	18.02	42.3	0.0	18.19	42.4	42.4	61.0
02/15/2017 01:40	0.0	17.93	42.2	0.0	18.10	42.2	42.2	60.9
02/15/2017 01:50	0.0	17.85	42.0	0.0	18.03	41.9	42.0	60.7
02/15/2017 02:00	0.0	17.73	41.6	0.0	17.91	41.5	41.5	60.5
02/15/2017 02:10	0.0	17.60	41.1	0.0	17.77	41.2	41.1	60.4

Date/Time	GW12i F	GW12i T	GW12o	GW13i F	GW13i T	GW13o	GW13i not used	Lno not used
02/15/2017 02:20	0.0	17.46	40.8	0.0	17.63	40.8	40.8	60.2
02/15/2017 02:30	0.0	17.32	40.5	0.0	17.48	40.4	40.4	60.0
02/15/2017 02:40	0.0	17.16	40.0	0.0	17.32	40.0	40.0	59.8
02/15/2017 02:50	0.0	16.99	39.6	0.0	17.15	39.5	39.5	59.6
02/15/2017 03:00	0.0	16.86	39.3	0.0	17.01	39.3	39.3	59.4
02/15/2017 03:10	0.0	16.73	38.9	0.0	16.88	38.9	38.9	59.2
02/15/2017 03:20	0.0	16.56	38.5	0.0	16.71	38.4	38.4	59.0
02/15/2017 03:30	0.0	16.40	38.1	0.0	16.56	38.0	38.0	58.8
02/15/2017 03:40	0.0	16.23	37.6	0.0	16.38	37.6	37.6	58.6
02/15/2017 03:50	0.0	16.05	37.0	0.0	16.20	37.1	37.0	58.4
02/15/2017 04:00	0.0	15.92	36.9	0.0	16.05	36.9	36.9	58.2
02/15/2017 04:10	0.0	15.81	36.7	0.0	15.94	36.7	36.7	58.0
02/15/2017 04:20	0.0	15.68	36.3	0.0	15.81	36.3	36.3	57.8
02/15/2017 04:30	0.0	15.57	36.1	0.0	15.71	36.1	36.1	57.6
02/15/2017 04:40	0.0	15.49	35.8	0.0	15.63	35.8	35.9	57.4
02/15/2017 04:50	0.0	15.40	35.6	0.0	15.54	35.5	35.6	57.3
02/15/2017 05:00	0.0	15.31	35.3	0.0	15.44	35.3	35.3	57.0
02/15/2017 05:10	0.0	15.19	35.0	0.0	15.32	35.1	35.0	56.8
02/15/2017 05:20	0.0	15.08	34.8	0.0	15.22	34.9	34.8	56.7
02/15/2017 05:30	0.0	15.00	34.6	0.0	15.14	34.7	34.7	56.5
02/15/2017 05:40	0.0	14.91	34.4	0.0	15.05	34.4	34.3	56.3
02/15/2017 05:50	0.0	14.82	34.1	0.0	14.95	34.1	34.1	56.1
02/15/2017 06:00	0.0	14.72	33.9	0.0	14.85	33.9	33.8	55.9
02/15/2017 06:10	0.0	14.61	33.7	0.0	14.75	33.7	33.6	55.7
02/15/2017 06:20	0.0	14.54	33.6	0.0	14.68	33.5	33.5	55.5
02/15/2017 06:30	0.0	14.47	33.4	0.0	14.61	33.4	33.4	55.3
02/15/2017 06:40	0.0	14.42	33.3	0.0	14.54	33.2	33.3	55.1
02/15/2017 06:50	0.0	14.36	33.2	0.0	14.49	33.2	33.1	54.9
02/15/2017 07:00	0.0	14.30	33.0	0.0	14.44	33.0	33.0	54.8
02/15/2017 07:10	0.0	14.25	33.0	0.0	14.40	32.9	32.9	54.6
02/15/2017 07:20	0.0	14.39	33.8	0.0	14.38	33.1	33.0	54.5
02/15/2017 07:30	0.0	14.84	35.3	0.0	14.58	33.7	33.3	54.3
02/15/2017 07:40	0.0	15.16	36.4	0.0	14.91	34.5	33.9	54.2
02/15/2017 07:50	0.0	15.42	37.0	0.0	15.36	35.8	34.7	54.0
02/15/2017 08:00	0.0	16.01	38.2	0.0	15.80	37.3	35.4	54.0

Date/Time	GW12i F	GW12i T	GW12o	GW13i F	GW13i T	GW13o	GW13i not used	Lno not used
02/15/2017 08:10	0.0	16.47	38.9	0.0	16.17	37.9	36.0	53.9
02/15/2017 08:20	0.0	16.82	39.6	0.0	16.41	38.4	36.5	53.9
02/15/2017 08:30	0.0	17.17	40.3	0.0	16.65	38.9	37.2	53.9
02/15/2017 08:40	0.0	17.30	40.6	0.0	16.73	39.0	37.7	53.9
02/15/2017 08:50	0.0	17.38	41.1	0.0	16.84	39.1	38.2	54.0
02/15/2017 09:00	0.0	17.32	40.6	0.0	16.76	38.8	38.1	54.0
02/15/2017 09:10	0.0	17.40	40.9	0.0	16.79	39.1	38.7	54.0
02/15/2017 09:20	0.0	17.55	41.4	0.0	16.87	39.3	39.2	54.1
02/15/2017 09:30	0.0	17.68	41.6	0.0	16.99	39.5	39.8	54.1
02/15/2017 09:40	0.0	17.71	41.5	0.0	17.00	39.5	39.8	54.2
02/15/2017 09:50	0.0	17.83	42.0	0.0	17.13	40.0	40.7	54.3
02/15/2017 10:00	0.0	18.32	44.2	0.0	17.54	40.6	42.6	54.5
02/15/2017 10:10	0.0	18.98	46.0	0.0	18.02	40.1	44.2	54.7
02/15/2017 10:20	0.0	19.39	46.2	0.0	18.29	39.6	44.8	54.9
02/15/2017 10:30	0.0	19.73	46.3	0.0	18.55	40.6	45.2	55.1
02/15/2017 10:40	0.0	19.69	45.9	0.0	18.49	41.5	44.8	55.1
02/15/2017 10:50	0.0	19.66	45.9	0.0	18.46	41.9	45.2	55.3
02/15/2017 11:00	0.0	19.93	47.2	0.0	18.60	42.4	46.9	55.6
02/15/2017 11:10	0.0	20.19	47.6	0.0	18.64	42.1	47.3	55.7
02/15/2017 11:20	0.0	20.30	47.7	0.0	18.55	41.5	47.7	55.9
02/15/2017 11:30	0.0	20.31	47.5	0.0	18.55	41.0	47.8	56.2
02/15/2017 11:40	0.0	20.25	47.4	0.0	18.68	41.1	48.2	56.4
02/15/2017 11:50	0.0	20.24	47.7	0.0	18.94	41.6	48.5	56.6
02/15/2017 12:00	0.0	20.30	48.3	0.0	19.14	42.5	49.2	56.7
02/15/2017 12:10	0.0	20.61	48.9	0.0	19.53	44.7	51.0	56.9
02/15/2017 12:20	0.0	20.52	48.7	0.0	19.78	45.3	50.7	57.1
02/15/2017 12:30	0.0	20.22	48.4	0.0	20.02	46.7	51.7	57.4
02/15/2017 12:40	0.0	19.98	50.6	0.0	20.48	48.4	53.5	57.6
02/15/2017 12:50	0.0	19.73	50.7	0.0	20.87	49.4	53.1	57.8
02/15/2017 13:00	0.0	19.66	50.2	0.0	20.86	49.0	51.7	58.0
02/15/2017 13:10	0.0	19.70	49.8	0.0	20.71	48.8	51.2	58.2
02/15/2017 13:20	0.0	20.04	50.5	0.0	20.92	50.1	51.9	58.3
02/15/2017 13:30	0.0	20.26	50.9	0.0	21.07	50.1	52.3	58.6
02/15/2017 13:40	0.0	20.48	51.4	0.0	21.27	50.8	52.5	58.8
02/15/2017 13:50	0.0	20.71	51.9	0.0	21.51	51.4	53.0	59.0

Date/Time	GW12i F	GW12i T	GW12o	GW13i F	GW13i T	GW13o	GW13i not used	Lno not used
02/15/2017 14:00	0.0	20.83	52.0	0.0	21.68	51.7	53.1	59.1
02/15/2017 14:10	0.0	20.87	51.8	0.0	21.75	51.7	52.6	59.3
02/15/2017 14:20	0.0	20.98	52.3	0.0	21.91	52.3	53.4	59.5
02/15/2017 14:30	0.0	21.25	53.0	0.0	22.21	52.9	54.0	59.7
02/15/2017 14:40	0.0	21.47	53.3	0.0	22.40	53.4	54.1	59.8
02/15/2017 14:50	0.0	21.60	53.4	0.0	22.46	53.4	53.6	60.0
02/15/2017 15:00	0.0	21.69	53.3	0.0	22.53	53.5	53.5	60.1
02/15/2017 15:10	0.0	21.91	53.9	0.0	22.69	54.0	54.1	60.3
02/15/2017 15:20	0.0	22.03	53.9	0.0	22.78	54.1	53.6	60.4
02/15/2017 15:30	0.0	22.10	53.5	0.0	22.80	54.0	53.9	60.6
02/15/2017 15:40	0.0	22.23	53.9	0.0	22.89	54.6	53.8	60.7
02/15/2017 15:50	0.0	22.23	53.4	0.0	22.84	53.9	53.2	60.7
02/15/2017 16:00	0.0	22.43	54.2	0.0	23.02	54.9	53.6	60.8
02/15/2017 16:10	0.0	22.53	53.5	0.0	23.02	54.2	53.4	60.9
02/15/2017 16:20	0.0	22.53	53.4	0.0	22.98	54.2	52.9	60.9
02/15/2017 16:30	0.0	22.41	52.9	0.0	22.83	53.6	52.4	61.1
02/15/2017 16:40	0.0	22.26	52.4	0.0	22.62	53.2	51.7	61.0
02/15/2017 16:50	0.0	22.13	52.2	0.0	22.46	53.0	51.3	61.0
02/15/2017 17:00	0.0	22.10	51.8	0.0	22.38	52.6	50.9	61.0
02/15/2017 17:10	0.0	21.91	51.0	0.0	22.11	51.7	50.1	61.1
02/15/2017 17:20	0.0	21.65	50.3	0.0	21.83	51.0	49.3	61.0
02/15/2017 17:30	0.0	21.29	49.3	0.0	21.48	49.9	48.3	60.9
02/15/2017 17:40	0.0	20.84	47.7	0.0	20.98	48.2	46.9	60.8
02/15/2017 17:50	0.0	20.12	45.7	0.0	20.20	45.9	45.1	60.7
02/15/2017 18:00	0.0	19.46	44.5	0.0	19.54	44.5	44.0	60.6
02/15/2017 18:10	0.0	19.02	43.9	0.0	19.13	43.9	43.5	60.4
02/15/2017 18:20	0.0	18.73	43.5	0.0	18.86	43.4	43.1	60.4
02/15/2017 18:30	0.0	18.52	42.9	0.0	18.66	42.9	42.6	60.3
02/15/2017 18:40	0.0	18.32	42.5	0.0	18.48	42.4	42.1	60.1
02/15/2017 18:50	0.0	18.15	42.1	0.0	18.32	42.0	41.8	60.1
02/15/2017 19:00	0.0	18.05	42.0	0.0	18.21	41.9	41.7	60.3
02/15/2017 19:10	0.0	17.99	41.9	0.0	18.15	41.8	41.6	60.2
02/15/2017 19:20	0.0	17.91	41.7	0.0	18.06	41.5	41.3	60.0
02/15/2017 19:30	0.0	17.80	41.3	0.0	17.96	41.2	40.9	60.0
02/15/2017 19:40	0.0	17.71	41.1	0.0	17.88	41.0	40.8	59.8

Date/Time	GW12i F	GW12i T	GW12o	GW13i F	GW13i T	GW13o	GW13i not used	Lno not used
02/15/2017 19:50	0.0	17.64	41.0	0.0	17.81	40.8	40.7	59.8
02/15/2017 20:00	0.0	17.51	40.6	0.0	17.68	40.4	40.2	59.7
02/15/2017 20:10	0.0	17.42	40.3	0.0	17.58	40.2	40.1	59.6
02/15/2017 20:20	0.0	17.27	39.9	0.0	17.42	39.7	39.5	59.4
02/15/2017 20:30	0.0	17.14	39.6	0.0	17.28	39.3	39.2	59.4
02/15/2017 20:40	0.0	17.06	39.4	0.0	17.20	39.1	39.0	59.3
02/15/2017 20:50	0.0	16.94	39.0	0.0	17.05	38.6	38.4	59.1
02/15/2017 21:00	0.0	16.79	38.3	0.0	16.87	38.1	37.8	59.0
02/15/2017 21:10	0.0	16.64	37.8	0.0	16.71	37.7	37.3	58.8
02/15/2017 21:20	0.0	16.49	37.4	0.0	16.54	37.2	36.8	58.7
02/15/2017 21:30	0.0	16.33	37.1	0.0	16.38	36.9	36.6	58.5
02/15/2017 21:40	0.0	16.16	36.7	0.0	16.21	36.5	36.2	58.3
02/15/2017 21:50	0.0	16.00	36.2	0.0	16.03	36.1	35.6	58.2
02/15/2017 22:00	0.0	15.89	35.8	0.0	15.90	35.7	35.2	58.0
02/15/2017 22:10	0.0	15.79	35.5	0.0	15.78	35.3	34.8	57.9
02/15/2017 22:20	0.0	15.72	35.4	0.0	15.73	35.3	34.8	57.8
02/15/2017 22:30	0.0	15.66	35.2	0.0	15.64	35.1	34.7	57.6
02/15/2017 22:40	0.0	15.51	34.9	0.0	15.49	34.7	34.2	57.4
02/15/2017 22:50	0.0	15.39	34.8	0.0	15.37	34.6	34.3	57.2
02/15/2017 23:00	0.0	15.33	34.8	0.0	15.31	34.6	34.5	57.1
02/15/2017 23:10	0.0	15.23	34.5	0.0	15.23	34.2	34.1	56.9
02/15/2017 23:20	0.0	15.12	34.2	0.0	15.13	34.1	33.9	56.7
02/15/2017 23:30	0.0	15.02	34.1	0.0	15.07	34.1	33.9	56.5
02/15/2017 23:40	0.0	14.94	34.0	0.0	15.01	34.0	33.8	56.3
02/15/2017 23:50	0.0	14.86	33.8	0.0	14.96	33.7	33.6	56.2
02/16/2017 00:00	0.0	14.78	33.6	0.0	14.85	33.5	33.4	56.0
02/16/2017 00:10	0.0	14.69	33.3	0.0	14.76	33.3	33.1	55.8
02/16/2017 00:20	0.0	14.59	33.1	0.0	14.67	33.1	32.9	55.7
02/16/2017 00:30	0.0	14.51	32.9	0.0	14.57	32.8	32.7	55.5
02/16/2017 00:40	0.0	14.43	32.7	0.0	14.47	32.6	32.4	55.3
02/16/2017 00:50	0.0	14.36	32.5	0.0	14.40	32.4	32.2	55.2
02/16/2017 01:00	0.0	14.36	32.4	0.0	14.40	32.4	32.3	55.1
02/16/2017 01:10	0.0	14.38	32.4	0.0	14.43	32.4	32.2	55.1
02/16/2017 01:20	0.0	14.40	32.4	0.0	14.47	32.4	32.2	54.9
02/16/2017 01:30	0.0	14.44	32.5	0.0	14.48	32.5	32.3	54.8

Date/Time	GW12i F	GW12i T	GW12o	GW13i F	GW13i T	GW13o	GW13i not used	Lno not used
02/16/2017 01:40	0.0	14.41	32.6	0.0	14.48	32.7	32.5	54.6
02/16/2017 01:50	0.0	14.40	32.7	0.0	14.48	32.8	32.7	54.5
02/16/2017 02:00	0.0	14.36	32.6	0.0	14.46	32.6	32.5	54.4
02/16/2017 02:10	0.0	14.33	32.5	0.0	14.41	32.5	32.4	54.3
02/16/2017 02:20	0.0	14.29	32.4	0.0	14.37	32.4	32.4	54.1
02/16/2017 02:30	0.0	14.25	32.2	0.0	14.32	32.2	32.1	54.0
02/16/2017 02:40	0.0	14.20	32.1	0.0	14.26	32.1	32.0	53.9
02/16/2017 02:50	0.0	14.16	32.0	0.0	14.22	32.1	32.0	53.8
02/16/2017 03:00	0.0	14.12	32.1	0.0	14.20	32.0	31.9	53.7
02/16/2017 03:10	0.0	14.12	32.0	0.0	14.20	31.9	31.9	53.6
02/16/2017 03:20	0.0	14.12	32.0	0.0	14.20	32.0	31.8	53.5
02/16/2017 03:30	0.0	14.12	32.0	0.0	14.20	31.9	31.8	53.4
02/16/2017 03:40	0.0	14.14	32.1	0.0	14.20	31.9	31.8	53.4
02/16/2017 03:50	0.0	14.16	32.1	0.0	14.20	32.0	32.0	53.3
02/16/2017 04:00	0.0	14.16	32.1	0.0	14.20	32.0	31.9	53.3
02/16/2017 04:10	0.0	14.14	32.0	0.0	14.20	31.8	31.8	53.2
02/16/2017 04:20	0.0	14.10	31.7	0.0	14.15	31.7	31.5	53.1
02/16/2017 04:30	0.0	14.01	31.5	0.0	14.11	31.4	31.1	53.1
02/16/2017 04:40	0.0	13.93	31.2	0.0	14.04	31.2	30.6	53.0
02/16/2017 04:50	0.0	13.86	30.7	0.0	13.95	30.7	30.1	53.0
02/16/2017 05:00	0.0	13.79	30.3	0.0	13.85	30.4	29.7	52.9
02/16/2017 05:10	0.0	13.74	30.0	0.0	13.83	30.2	29.5	52.8
02/16/2017 05:20	0.0	13.72	29.8	0.0	13.80	30.2	29.5	52.8
02/16/2017 05:30	0.0	13.72	29.9	0.0	13.82	30.2	29.7	52.7
02/16/2017 05:40	0.0	13.63	30.0	0.0	13.75	30.1	29.8	52.6
02/16/2017 05:50	0.0	13.57	29.9	0.0	13.68	29.9	29.7	52.6
02/16/2017 06:00	0.0	13.47	29.6	0.0	13.55	29.7	29.4	52.4
02/16/2017 06:10	0.0	13.40	29.6	0.0	13.47	29.7	29.5	52.3
02/16/2017 06:20	0.0	13.33	29.4	0.0	13.40	29.6	29.4	52.2
02/16/2017 06:30	0.0	13.25	29.2	0.0	13.32	29.4	29.1	52.1
02/16/2017 06:40	0.0	13.20	28.9	0.0	13.26	29.1	28.6	52.1
02/16/2017 06:50	0.0	13.21	28.8	0.0	13.25	28.9	28.3	52.0
02/16/2017 07:00	0.0	13.30	29.2	0.0	13.35	29.3	29.0	52.0
02/16/2017 07:10	0.0	13.60	30.6	0.0	13.71	30.7	30.8	52.1
02/16/2017 07:20	0.0	14.13	32.6	0.0	14.23	32.4	32.7	52.2

Date/Time	GW12i F	GW12i T	GW12o	GW13i F	GW13i T	GW13o	GW13i not used	Lno not used
02/16/2017 07:30	0.0	14.69	34.2	0.0	14.74	33.8	34.0	52.2
02/16/2017 07:40	0.0	15.22	35.6	0.0	15.25	35.1	35.0	52.3
02/16/2017 07:50	0.0	15.90	37.5	0.0	15.91	36.8	36.6	52.4
02/16/2017 08:00	0.0	16.69	39.3	0.0	16.61	38.5	37.7	52.6
02/16/2017 08:10	0.0	17.28	40.6	0.0	17.10	39.7	38.6	52.7
02/16/2017 08:20	0.0	17.95	42.3	0.0	17.64	41.4	39.8	52.8
02/16/2017 08:30	0.0	18.66	43.9	0.0	18.22	42.9	41.2	53.0
02/16/2017 08:40	0.0	19.50	46.0	0.0	18.93	44.7	43.1	53.3
02/16/2017 08:50	0.0	20.26	47.6	0.0	19.61	46.1	44.7	53.5
02/16/2017 09:00	0.0	20.87	48.9	0.0	20.18	47.4	46.1	53.8
02/16/2017 09:10	0.0	21.52	50.3	0.0	20.71	48.6	47.6	54.2
02/16/2017 09:20	0.0	22.08	51.5	0.0	21.13	49.4	48.9	54.6
02/16/2017 09:30	0.0	22.34	52.1	0.0	21.51	50.0	50.1	54.9
02/16/2017 09:40	0.0	22.52	52.9	0.0	21.89	50.6	51.2	55.3
02/16/2017 09:50	0.0	22.95	54.4	0.0	22.35	51.5	52.7	55.7
02/16/2017 10:00	0.0	23.51	56.0	0.0	22.90	52.2	54.5	56.1
02/16/2017 10:10	0.0	23.92	56.6	0.0	23.36	51.8	55.5	56.6
02/16/2017 10:20	0.0	24.26	57.5	0.0	23.68	51.8	56.5	57.1
02/16/2017 10:30	0.0	24.80	59.1	0.0	24.14	53.4	58.8	57.6
02/16/2017 10:40	0.0	25.23	59.3	0.0	24.58	55.5	59.9	58.0
02/16/2017 10:50	0.0	25.42	60.5	0.0	24.84	57.2	60.6	58.5
02/16/2017 11:00	0.0	25.88	62.0	0.0	25.07	57.8	62.0	59.1
02/16/2017 11:10	0.0	26.56	63.7	0.0	25.32	58.7	64.4	59.7
02/16/2017 11:20	0.0	27.12	64.6	0.0	25.68	59.6	65.1	60.2
02/16/2017 11:30	0.0	27.48	65.5	0.0	25.95	59.8	66.7	60.8
02/16/2017 11:40	0.0	27.86	66.3	0.0	26.46	60.1	68.0	61.3
02/16/2017 11:50	0.0	27.97	66.3	0.0	27.00	61.2	68.7	61.9
02/16/2017 12:00	0.0	28.07	66.8	0.0	27.45	63.0	69.5	62.5
02/16/2017 12:10	0.0	28.04	66.2	0.0	27.71	64.0	67.7	62.8
02/16/2017 12:20	0.0	27.61	65.5	0.0	27.53	64.1	67.2	63.3
02/16/2017 12:30	0.0	27.57	67.9	0.0	27.93	66.8	70.7	64.0
02/16/2017 12:40	0.0	27.53	68.6	0.0	28.42	68.0	71.0	64.5
02/16/2017 12:50	0.0	27.59	69.1	0.0	28.76	68.9	71.5	64.9
02/16/2017 13:00	0.0	27.93	70.1	0.0	29.06	70.1	71.8	65.4
02/16/2017 13:10	0.0	28.39	70.4	0.0	29.43	70.8	72.2	65.9

Date/Time	GW12i F	GW12i T	GW12o	GW13i F	GW13i T	GW13o	GW13i not used	Lno not used
02/16/2017 13:20	0.0	28.62	69.9	0.0	29.39	70.2	70.9	66.2
02/16/2017 13:30	0.0	28.82	71.3	0.0	29.62	71.0	72.3	66.7
02/16/2017 13:40	0.0	29.26	72.9	0.0	30.14	72.5	74.1	67.2
02/16/2017 13:50	0.0	29.58	73.5	0.0	30.54	73.4	74.9	67.7
02/16/2017 14:00	0.0	29.88	74.5	0.0	31.00	74.2	75.5	68.2
02/16/2017 14:10	0.0	29.95	74.6	0.0	31.25	74.3	75.5	68.6
02/16/2017 14:20	0.0	30.20	75.2	0.0	31.62	75.3	76.7	69.0
02/16/2017 14:30	0.0	30.48	76.1	0.0	32.08	76.2	77.3	69.5
02/16/2017 14:40	0.0	30.88	76.8	0.0	32.40	77.1	77.7	69.9
02/16/2017 14:50	0.0	31.17	77.3	0.0	32.67	77.9	78.2	70.2
02/16/2017 15:00	0.0	30.92	75.0	0.0	32.30	75.5	75.0	70.5
02/16/2017 15:10	0.0	30.99	76.0	0.0	32.19	75.9	75.8	70.8
02/16/2017 15:20	0.0	31.27	76.5	0.0	32.27	76.1	75.8	71.2
02/16/2017 15:30	0.0	31.43	76.7	0.0	32.39	76.3	76.1	71.5
02/16/2017 15:40	0.0	31.51	76.6	0.0	32.43	76.4	76.1	71.8
02/16/2017 15:50	0.0	31.60	76.7	0.0	32.50	76.7	75.8	72.1
02/16/2017 16:00	0.0	31.66	76.2	0.0	32.42	76.6	75.2	72.3
02/16/2017 16:10	0.0	31.50	75.2	0.0	32.11	75.4	74.1	72.5
02/16/2017 16:20	0.0	31.20	73.9	0.0	31.65	74.2	73.2	72.7
02/16/2017 16:30	0.0	30.85	73.0	0.0	31.23	73.1	72.4	72.8
02/16/2017 16:40	0.0	30.36	71.7	0.0	30.66	71.7	71.0	72.8
02/16/2017 16:50	0.0	29.79	70.4	0.0	30.08	70.4	69.9	72.9
02/16/2017 17:00	0.0	29.57	71.4	0.0	29.98	71.5	70.5	73.0
02/16/2017 17:10	0.0	29.86	72.2	0.0	30.43	72.4	71.6	73.2
02/16/2017 17:20	0.0	29.90	71.8	0.0	30.41	72.0	71.0	73.2
02/16/2017 17:30	0.0	29.69	70.6	0.0	30.12	70.9	69.9	73.2
02/16/2017 17:40	0.0	29.39	69.7	0.0	29.79	70.0	69.0	73.3
02/16/2017 17:50	0.0	28.80	68.0	0.0	29.11	67.9	67.2	73.2
02/16/2017 18:00	0.0	28.17	66.5	0.0	28.41	66.5	65.9	73.1
02/16/2017 18:10	0.0	27.64	65.4	0.0	27.84	65.4	64.8	73.0
02/16/2017 18:20	0.0	27.22	64.5	0.0	27.42	64.6	64.1	73.0
02/16/2017 18:30	0.0	26.90	63.8	0.0	27.10	63.8	63.4	72.9
02/16/2017 18:40	0.0	26.62	63.2	0.0	26.81	63.0	62.6	72.8
02/16/2017 18:50	0.0	26.40	62.7	0.0	26.60	62.7	62.3	72.7
02/16/2017 19:00	0.0	26.18	62.2	0.0	26.40	62.1	61.8	72.6

Date/Time	GW12i F	GW12i T	GW12o	GW13i F	GW13i T	GW13o	GW13i not used	Lno not used
02/16/2017 19:10	0.0	25.92	61.7	0.0	26.22	61.6	61.4	72.5
02/16/2017 19:20	0.0	25.72	61.4	0.0	26.03	61.1	61.1	72.4
02/16/2017 19:30	0.0	25.64	61.4	0.0	25.92	61.0	61.1	72.3
02/16/2017 19:40	0.0	25.62	61.5	0.0	25.88	61.2	61.3	72.2
02/16/2017 19:50	0.0	25.68	61.7	0.0	25.88	61.4	61.5	72.2
02/16/2017 20:00	0.0	25.63	61.5	0.0	25.83	61.2	61.3	72.0
02/16/2017 20:10	0.0	25.49	61.0	0.0	25.70	60.7	60.8	71.9
02/16/2017 20:20	0.0	25.35	60.7	0.0	25.57	60.5	60.5	71.8
02/16/2017 20:30	0.0	25.22	60.4	0.0	25.41	60.2	60.1	71.7
02/16/2017 20:40	0.0	25.11	60.2	0.0	25.31	60.0	60.0	71.6
02/16/2017 20:50	0.0	25.03	60.0	0.0	25.24	59.8	59.9	71.4
02/16/2017 21:00	0.0	24.92	59.7	0.0	25.12	59.5	59.5	71.3
02/16/2017 21:10	0.0	24.81	59.4	0.0	25.01	59.3	59.3	71.2
02/16/2017 21:20	0.0	24.73	59.2	0.0	24.93	59.1	59.0	71.1
02/16/2017 21:30	0.0	24.63	59.0	0.0	24.82	58.7	58.7	71.0
02/16/2017 21:40	0.0	24.52	58.7	0.0	24.70	58.4	58.4	70.9
02/16/2017 21:50	0.0	24.42	58.4	0.0	24.59	58.1	58.1	70.7
02/16/2017 22:00	0.0	24.34	58.2	0.0	24.52	58.0	58.0	70.6
02/16/2017 22:10	0.0	24.23	57.7	0.0	24.42	57.6	57.6	70.5
02/16/2017 22:20	0.0	24.07	57.2	0.0	24.26	57.1	56.9	70.3
02/16/2017 22:30	0.0	23.87	56.6	0.0	24.05	56.4	56.3	70.2
02/16/2017 22:40	0.0	23.68	56.1	0.0	23.84	55.8	55.7	70.0
02/16/2017 22:50	0.0	23.50	55.7	0.0	23.66	55.5	55.4	69.8
02/16/2017 23:00	0.0	23.38	55.6	0.0	23.57	55.5	55.5	69.7
02/16/2017 23:10	0.0	23.36	55.7	0.0	23.53	55.6	55.6	69.6
02/16/2017 23:20	0.0	23.40	56.1	0.0	23.58	55.9	56.0	69.5
02/16/2017 23:30	0.0	23.46	56.2	0.0	23.63	56.0	56.1	69.4
02/16/2017 23:40	0.0	23.48	56.2	0.0	23.67	56.1	56.2	69.4
02/16/2017 23:50	0.0	23.48	56.1	0.0	23.67	56.0	56.1	69.2
02/17/2017 00:00	0.0	23.46	56.1	0.0	23.64	56.0	56.1	69.1
02/17/2017 00:10	0.0	23.44	56.0	0.0	23.62	55.9	55.9	69.0
02/17/2017 00:20	0.0	23.39	55.8	0.0	23.59	55.8	55.8	68.9
02/17/2017 00:30	0.0	23.33	55.8	0.0	23.52	55.6	55.7	68.8
02/17/2017 00:40	0.0	23.29	55.5	0.0	23.48	55.5	55.6	68.8
02/17/2017 00:50	0.0	23.24	55.4	0.0	23.43	55.3	55.3	68.6

Date/Time	GW12i F	GW12i T	GW12o	GW13i F	GW13i T	GW13o	GW13i not used	Lno not used
02/17/2017 01:00	0.0	23.12	54.9	0.0	23.29	54.8	54.7	68.5
02/17/2017 01:10	0.0	22.93	54.3	0.0	23.11	54.1	54.0	68.4
02/17/2017 01:20	0.0	22.75	53.8	0.0	22.91	53.7	53.6	68.2
02/17/2017 01:30	0.0	22.64	53.7	0.0	22.80	53.5	53.5	68.1
02/17/2017 01:40	0.0	22.59	53.7	0.0	22.76	53.5	53.7	68.0
02/17/2017 01:50	0.0	22.55	53.6	0.0	22.72	53.5	53.6	67.9
02/17/2017 02:00	0.0	22.47	53.4	0.0	22.65	53.3	53.4	67.8
02/17/2017 02:10	0.0	22.38	53.2	0.0	22.57	53.1	53.1	67.7
02/17/2017 02:20	0.0	22.31	52.9	0.0	22.50	52.9	52.9	67.5
02/17/2017 02:30	0.0	22.21	52.7	0.0	22.41	52.7	52.6	67.4
02/17/2017 02:40	0.0	22.11	52.5	0.0	22.30	52.4	52.4	67.2
02/17/2017 02:50	0.0	22.01	52.2	0.0	22.21	52.2	52.1	67.2
02/17/2017 03:00	0.0	21.92	52.0	0.0	22.10	51.9	51.8	67.1
02/17/2017 03:10	0.0	21.84	51.8	0.0	22.01	51.7	51.6	66.9
02/17/2017 03:20	0.0	21.74	51.6	0.0	21.91	51.4	51.4	66.8
02/17/2017 03:30	0.0	21.66	51.4	0.0	21.82	51.2	51.2	66.7
02/17/2017 03:40	0.0	21.61	51.2	0.0	21.75	51.0	51.0	66.5
02/17/2017 03:50	0.0	21.54	51.1	0.0	21.68	50.9	50.9	66.5
02/17/2017 04:00	0.0	21.47	51.0	0.0	21.61	50.7	50.7	66.3
02/17/2017 04:10	0.0	21.41	50.9	0.0	21.56	50.6	50.6	66.2
02/17/2017 04:20	0.0	21.34	50.6	0.0	21.50	50.5	50.5	66.1
02/17/2017 04:30	0.0	21.31	50.5	0.0	21.47	50.4	50.3	66.0
02/17/2017 04:40	0.0	21.26	50.3	0.0	21.41	50.2	50.2	65.9
02/17/2017 04:50	0.0	21.20	50.2	0.0	21.36	50.1	50.1	65.7
02/17/2017 05:00	0.0	21.20	50.2	0.0	21.35	50.1	50.1	65.7
02/17/2017 05:10	0.0	21.14	50.0	0.0	21.30	49.8	49.8	65.7
02/17/2017 05:20	0.0	21.08	49.9	0.0	21.24	49.7	49.8	65.5
02/17/2017 05:30	0.0	21.08	50.0	0.0	21.23	49.8	49.8	65.5
02/17/2017 05:40	0.0	21.05	49.8	0.0	21.19	49.6	49.6	65.4
02/17/2017 05:50	0.0	20.97	49.5	0.0	21.12	49.4	49.3	65.2
02/17/2017 06:00	0.0	20.87	49.2	0.0	21.03	49.1	49.0	65.1
02/17/2017 06:10	0.0	20.81	49.1	0.0	20.96	48.9	48.9	65.0
02/17/2017 06:20	0.0	20.75	49.0	0.0	20.90	48.8	48.8	64.9
02/17/2017 06:30	0.0	20.70	48.9	0.0	20.84	48.7	48.7	64.8
02/17/2017 06:40	0.0	20.65	48.7	0.0	20.81	48.6	48.6	64.8

Date/Time	GW12i F	GW12i T	GW12o	GW13i F	GW13i T	GW13o	GW13i not used	Lno not used
02/17/2017 06:50	0.0	20.59	48.6	0.0	20.76	48.5	48.4	64.6
02/17/2017 07:00	0.0	20.56	48.5	0.0	20.72	48.4	48.4	64.5
02/17/2017 07:10	0.0	20.57	48.9	0.0	20.71	48.4	48.4	64.5
02/17/2017 07:20	0.0	20.91	50.4	0.0	20.80	49.1	48.6	64.4
02/17/2017 07:30	0.0	21.56	52.2	0.0	21.21	49.9	49.3	64.4
02/17/2017 07:40	0.0	22.20	53.7	0.0	21.84	51.3	50.5	64.3
02/17/2017 07:50	0.0	22.59	55.0	0.0	22.54	52.5	51.9	64.3
02/17/2017 08:00	0.0	23.18	56.4	0.0	23.25	54.6	52.8	64.4
02/17/2017 08:10	0.0	23.80	57.4	0.0	23.76	55.7	53.7	64.4
02/17/2017 08:20	0.0	24.26	58.1	0.0	24.16	56.4	54.5	64.5
02/17/2017 08:30	0.0	24.66	59.0	0.0	24.53	57.2	55.5	64.6
02/17/2017 08:40	0.0	25.05	59.8	0.0	24.86	57.9	56.4	64.8
02/17/2017 08:50	0.0	25.45	60.7	0.0	25.15	58.7	57.6	64.9
02/17/2017 09:00	0.0	25.92	61.9	0.0	25.48	59.6	58.7	65.1
02/17/2017 09:10	0.0	26.16	62.0	0.0	25.65	59.9	59.3	65.4
02/17/2017 09:20	0.0	26.35	62.4	0.0	25.80	60.5	60.2	65.6
02/17/2017 09:30	0.0	26.50	62.7	0.0	25.93	60.9	60.9	65.8
02/17/2017 09:40	3.9	26.43	80.0	3.3	26.17	77.8	62.6	67.1
02/17/2017 09:50	8.6	26.48	90.1	8.2	26.72	90.9	65.8	72.0
02/17/2017 10:00	8.5	27.17	87.7	8.2	27.40	83.5	67.3	71.6
02/17/2017 10:10	8.5	27.69	87.7	8.2	27.92	83.9	68.6	72.6
02/17/2017 10:20	8.5	28.11	88.0	8.2	28.35	84.4	69.9	73.5
02/17/2017 10:30	8.5	28.50	88.4	8.2	28.75	84.9	70.9	74.3
02/17/2017 10:40	8.5	28.87	88.7	8.1	29.10	85.4	71.8	75.0
02/17/2017 10:50	8.5	29.21	88.9	8.1	29.45	85.7	72.6	75.8
02/17/2017 11:00	8.5	29.54	89.2	8.1	29.79	86.2	73.4	76.5
02/17/2017 11:10	8.4	29.85	89.5	8.1	30.09	86.6	74.2	77.2
02/17/2017 11:20	8.4	30.14	89.7	8.1	30.38	87.0	75.1	77.8
02/17/2017 11:30	8.4	30.44	90.0	8.1	30.67	87.4	75.8	78.5
02/17/2017 11:40	8.4	30.72	90.3	8.0	30.98	87.8	76.4	79.1
02/17/2017 11:50	8.4	31.01	90.6	8.0	31.25	88.3	77.2	79.8
02/17/2017 12:00	8.4	31.29	90.9	8.0	31.53	88.7	77.9	80.4
02/17/2017 12:10	8.4	31.53	91.1	8.0	31.77	89.1	78.6	81.0
02/17/2017 12:20	8.4	31.75	91.4	8.0	32.00	89.3	79.1	81.4
02/17/2017 12:30	8.4	31.99	91.6	8.0	32.25	89.6	79.7	81.9

Date/Time	GW12i F	GW12i T	GW12o	GW13i F	GW13i T	GW13o	GW13i not used	Lno not used
02/17/2017 12:40	8.4	32.20	91.9	8.0	32.46	89.8	80.3	82.4
02/17/2017 12:50	8.4	32.38	92.1	8.0	32.66	90.0	80.8	82.8
02/17/2017 13:00	8.3	32.57	92.4	8.0	32.86	90.2	81.2	83.3
02/17/2017 13:10	8.3	32.75	92.5	7.9	33.03	90.4	81.7	83.7
02/17/2017 13:20	8.3	32.90	92.7	7.9	33.19	90.6	82.1	84.1
02/17/2017 13:30	8.3	33.08	92.9	7.9	33.37	90.7	82.5	84.5
02/17/2017 13:40	8.3	33.21	93.0	7.9	33.50	90.9	82.9	84.8
02/17/2017 13:50	8.3	33.36	93.2	7.9	33.66	91.1	83.3	85.1
02/17/2017 14:00	8.3	33.49	93.3	7.9	33.78	91.2	83.6	85.4
02/17/2017 14:10	8.3	33.63	93.4	7.9	33.93	91.3	83.9	85.7
02/17/2017 14:20	8.4	33.72	93.6	7.9	34.02	91.4	84.2	86.0
02/17/2017 14:30	8.4	33.87	93.7	7.9	34.17	91.7	84.5	86.2
02/17/2017 14:40	8.4	33.99	93.8	7.9	34.29	91.8	84.8	86.5
02/17/2017 14:50	8.4	34.06	93.8	7.8	34.36	91.9	85.1	86.7
02/17/2017 15:00	8.4	34.19	93.9	7.8	34.48	92.0	85.4	86.9
02/17/2017 15:10	8.4	34.30	94.1	7.8	34.60	92.1	85.6	87.1
02/17/2017 15:20	8.4	34.38	94.2	7.8	34.69	92.3	85.9	87.3
02/17/2017 15:30	8.4	34.44	94.2	7.8	34.75	92.3	86.1	87.5
02/17/2017 15:40	8.3	34.52	94.3	7.8	34.83	92.4	86.3	87.6
02/17/2017 15:50	8.3	34.58	94.4	7.8	34.88	92.5	86.5	87.7
02/17/2017 16:00	8.3	34.64	94.4	7.8	34.94	92.6	86.5	87.8
02/17/2017 16:10	8.3	34.66	94.4	7.8	34.95	92.6	86.7	87.9
02/17/2017 16:20	8.3	34.70	94.4	7.8	35.01	92.6	86.7	88.0
02/17/2017 16:30	8.3	34.73	94.5	7.8	35.04	92.6	86.8	88.1
02/17/2017 16:40	8.3	34.76	94.4	7.8	35.06	92.6	86.8	88.1
02/17/2017 16:50	8.3	34.79	94.5	7.8	35.09	92.7	86.9	88.1
02/17/2017 17:00	8.3	34.80	94.4	7.7	35.09	92.6	87.0	88.1
02/17/2017 17:10	8.3	34.77	94.4	7.7	35.05	92.6	86.9	88.1
02/17/2017 17:20	8.3	34.74	94.3	7.7	35.02	92.5	86.9	88.1
02/17/2017 17:30	8.3	34.70	94.2	7.7	34.98	92.5	86.7	88.0
02/17/2017 17:40	8.3	34.64	94.1	7.7	34.90	92.3	86.6	87.8
02/17/2017 17:50	8.3	34.57	93.9	7.7	34.84	92.2	86.4	87.7
02/17/2017 18:00	8.3	34.50	93.8	7.7	34.76	92.1	86.2	87.5
02/17/2017 18:10	8.3	34.45	93.7	7.7	34.71	91.9	86.1	87.4
02/17/2017 18:20	8.3	34.37	93.5	7.7	34.63	91.8	86.0	87.3

Date/Time	GW12i F	GW12i T	GW12o	GW13i F	GW13i T	GW13o	GW13i not used	Lno not used
02/17/2017 18:30	8.3	34.32	93.3	7.8	34.59	91.6	85.8	87.2
02/17/2017 18:40	8.3	34.27	93.2	7.8	34.53	91.6	85.6	87.0
02/17/2017 18:50	8.3	34.24	93.1	7.8	34.48	91.5	85.5	86.9
02/17/2017 19:00	8.3	34.16	93.0	7.7	34.42	91.3	85.4	86.8
02/17/2017 19:10	8.3	34.09	92.8	7.7	34.35	91.2	85.2	86.7
02/17/2017 19:20	8.3	34.03	92.7	7.7	34.28	91.0	85.0	86.5
02/17/2017 19:30	8.3	33.96	92.5	7.7	34.21	90.9	84.8	86.3
02/17/2017 19:40	8.3	33.91	92.4	7.8	34.16	90.8	84.7	86.2
02/17/2017 19:50	8.3	33.84	92.2	7.8	34.10	90.7	84.5	86.1
02/17/2017 20:00	8.3	33.80	92.1	7.8	34.04	90.5	84.4	85.9
02/17/2017 20:10	8.3	33.73	91.9	7.8	33.97	90.4	84.2	85.8
02/17/2017 20:20	8.3	33.66	91.8	7.8	33.91	90.3	84.1	85.6
02/17/2017 20:30	8.3	33.58	91.6	7.8	33.84	90.2	83.9	85.5
02/17/2017 20:40	8.3	33.50	91.5	7.8	33.74	90.0	83.6	85.3
02/17/2017 20:50	8.4	33.42	91.3	7.8	33.67	89.9	83.5	85.1
02/17/2017 21:00	8.4	33.35	91.1	7.8	33.59	89.7	83.3	84.9
02/17/2017 21:10	8.4	33.27	90.9	7.8	33.53	89.5	83.1	84.8
02/17/2017 21:20	8.4	33.21	90.7	7.8	33.45	89.5	82.9	84.6
02/17/2017 21:30	8.4	33.13	90.7	7.8	33.38	89.3	82.7	84.5
02/17/2017 21:40	8.4	33.08	90.5	7.8	33.32	89.2	82.6	84.4
02/17/2017 21:50	8.4	33.00	90.3	7.8	33.25	89.0	82.4	84.2
02/17/2017 22:00	8.4	32.95	90.2	7.8	33.19	88.9	82.3	84.1
02/17/2017 22:10	8.4	32.88	90.1	7.8	33.13	88.8	82.1	83.9
02/17/2017 22:20	8.4	32.82	90.0	7.8	33.06	88.6	81.9	83.7
02/17/2017 22:30	8.4	32.77	89.8	7.8	33.00	88.5	81.8	83.5
02/17/2017 22:40	8.4	32.71	89.6	7.8	32.96	88.4	81.7	83.5
02/17/2017 22:50	8.4	32.66	89.5	7.8	32.90	88.3	81.5	83.3
02/17/2017 23:00	8.4	32.61	89.4	7.8	32.86	88.2	81.5	83.3
02/17/2017 23:10	8.4	32.55	89.3	7.8	32.82	88.1	81.3	83.2
02/17/2017 23:20	8.4	32.52	89.2	7.8	32.78	87.9	81.2	83.0
02/17/2017 23:30	8.4	32.45	89.0	7.8	32.70	87.8	81.0	82.9
02/17/2017 23:40	8.4	32.39	88.9	7.8	32.64	87.8	80.9	82.7
02/17/2017 23:50	8.4	32.34	88.8	7.8	32.57	87.6	80.7	82.6
02/18/2017 00:00	8.4	32.27	88.5	7.8	32.52	87.4	80.6	82.5
02/18/2017 00:10	8.4	32.22	88.5	7.8	32.46	87.3	80.4	82.3

Date/Time	GW12i F	GW12i T	GW12o	GW13i F	GW13i T	GW13o	GW13i not used	Lno not used
02/18/2017 00:20	8.4	32.15	88.3	7.8	32.41	87.2	80.3	82.2
02/18/2017 00:30	8.4	32.11	88.2	7.8	32.35	87.1	80.1	82.1
02/18/2017 00:40	8.4	32.08	88.1	7.8	32.31	87.0	80.0	81.9
02/18/2017 00:50	8.4	32.03	88.0	7.8	32.27	86.9	79.9	81.9
02/18/2017 01:00	8.4	32.00	87.9	7.8	32.25	86.8	79.8	81.8
02/18/2017 01:10	8.4	31.97	87.8	7.8	32.22	86.8	79.8	81.7
02/18/2017 01:20	8.4	31.96	87.7	7.8	32.20	86.7	79.8	81.7
02/18/2017 01:30	8.4	31.95	87.6	7.8	32.18	86.6	79.7	81.6
02/18/2017 01:40	8.4	31.90	87.5	7.8	32.13	86.5	79.6	81.5
02/18/2017 01:50	8.4	31.85	87.3	7.8	32.10	86.4	79.5	81.4
02/18/2017 02:00	8.4	31.84	87.3	7.8	32.07	86.3	79.4	81.4
02/18/2017 02:10	8.4	31.79	87.2	7.8	32.02	86.2	79.3	81.3
02/18/2017 02:20	8.4	31.75	87.2	7.8	31.98	86.2	79.2	81.2
02/18/2017 02:30	8.4	31.74	87.1	7.8	31.98	86.1	79.2	81.1
02/18/2017 02:40	8.4	31.70	87.0	7.8	31.95	86.0	79.2	81.1
02/18/2017 02:50	8.4	31.69	87.0	7.8	31.93	86.0	79.1	81.0
02/18/2017 03:00	8.4	31.67	86.9	7.8	31.88	85.9	79.0	81.0
02/18/2017 03:10	8.4	31.60	86.7	7.8	31.82	85.8	78.8	80.9
02/18/2017 03:20	8.4	31.56	86.7	7.8	31.77	85.6	78.7	80.8
02/18/2017 03:30	8.4	31.48	86.4	7.8	31.70	85.5	78.5	80.6
02/18/2017 03:40	8.4	31.45	86.3	7.8	31.68	85.4	78.5	80.5
02/18/2017 03:50	8.4	31.42	86.3	7.8	31.64	85.4	78.4	80.4
02/18/2017 04:00	8.4	31.37	86.2	7.8	31.58	85.3	78.2	80.3
02/18/2017 04:10	8.4	31.31	86.1	7.8	31.53	85.2	78.1	80.2
02/18/2017 04:20	8.4	31.29	85.9	7.8	31.50	85.1	78.1	80.2
02/18/2017 04:30	8.4	31.21	85.8	7.8	31.42	85.0	77.9	80.1
02/18/2017 04:40	8.4	31.11	85.6	7.8	31.32	84.8	77.6	79.6
02/18/2017 04:50	8.4	31.09	85.6	7.8	31.29	84.7	77.5	79.6
02/18/2017 05:00	8.4	31.06	85.5	7.8	31.29	84.6	77.5	79.6
02/18/2017 05:10	8.4	31.05	85.4	7.8	31.28	84.6	77.5	79.6
02/18/2017 05:20	8.4	31.05	85.4	7.8	31.25	84.5	77.5	79.5
02/18/2017 05:30	8.4	31.01	85.3	7.8	31.25	84.4	77.4	79.5
02/18/2017 05:40	8.4	31.01	85.3	7.8	31.25	84.4	77.4	79.5
02/18/2017 05:50	8.4	31.01	85.2	7.8	31.25	84.4	77.4	79.5
02/18/2017 06:00	8.4	31.01	85.2	7.8	31.24	84.3	77.4	79.4

Date/Time	GW12i F	GW12i T	GW12o	GW13i F	GW13i T	GW13o	GW13i not used	Lno not used
02/18/2017 06:10	8.4	30.99	85.0	7.8	31.21	84.2	77.3	79.3
02/18/2017 06:20	8.4	30.95	85.0	7.8	31.17	84.1	77.2	79.2
02/18/2017 06:30	8.4	30.90	84.9	7.8	31.13	84.0	77.1	79.1
02/18/2017 06:40	8.4	30.85	84.7	7.8	31.08	83.9	77.0	79.0
02/18/2017 06:50	8.4	30.81	84.7	7.8	31.04	83.8	76.9	78.9
02/18/2017 07:00	8.4	30.78	84.6	7.8	31.01	83.8	76.8	78.8
02/18/2017 07:10	8.4	30.72	84.5	7.8	30.96	83.7	76.7	78.8
02/18/2017 07:20	8.4	30.69	84.4	7.9	30.93	83.6	76.6	78.7
02/18/2017 07:30	8.4	30.67	84.2	7.8	30.90	83.5	76.5	78.6
02/18/2017 07:40	8.4	30.65	84.2	7.9	30.88	83.4	76.5	78.5
02/18/2017 07:50	8.4	30.62	84.1	7.8	30.85	83.4	76.4	78.5
02/18/2017 08:00	8.4	30.61	84.1	7.9	30.84	83.3	76.3	78.5
02/18/2017 08:10	8.4	30.59	84.0	7.9	30.82	83.3	76.3	78.5
02/18/2017 08:20	8.4	30.59	84.0	7.9	30.81	83.2	76.3	78.4
02/18/2017 08:30	8.4	30.59	83.9	7.9	30.81	83.2	76.3	78.4
02/18/2017 08:40	8.5	30.60	83.9	7.9	30.82	83.2	76.3	78.4
02/18/2017 08:50	8.5	30.61	83.9	7.9	30.85	83.2	76.3	78.3
02/18/2017 09:00	8.5	30.61	83.9	7.9	30.84	83.2	76.4	78.4
02/18/2017 09:10	8.5	30.63	83.9	7.9	30.86	83.2	76.4	78.5
02/18/2017 09:20	8.4	30.67	83.9	7.9	30.91	83.2	76.5	78.5
02/18/2017 09:30	8.4	30.69	83.9	7.9	30.95	83.2	76.6	78.6
02/18/2017 09:40	8.5	30.72	83.9	7.9	30.97	83.2	76.6	78.6
02/18/2017 09:50	8.5	30.75	84.0	7.9	30.99	83.3	76.7	78.7
02/18/2017 10:00	8.5	30.80	84.0	7.8	31.04	83.2	76.8	78.8
02/18/2017 10:10	8.4	30.85	84.0	7.9	31.08	83.3	76.9	78.9
02/18/2017 10:20	8.5	30.87	84.1	7.9	31.13	83.4	77.0	79.0
02/18/2017 10:30	8.4	30.94	84.1	7.9	31.18	83.4	77.2	79.1
02/18/2017 10:40	8.5	30.99	84.2	7.9	31.23	83.5	77.2	79.2
02/18/2017 10:50	8.4	31.05	84.3	7.9	31.28	83.6	77.4	79.3
02/18/2017 11:00	8.4	31.14	84.4	7.8	31.37	83.6	77.6	79.6
02/18/2017 11:10	8.4	31.21	84.5	7.8	31.45	83.8	77.9	79.8
02/18/2017 11:20	8.4	31.29	84.6	7.8	31.52	83.8	78.0	79.9
02/18/2017 11:30	8.4	31.34	84.7	7.8	31.58	83.9	78.2	80.0
02/18/2017 11:40	8.4	31.38	84.7	7.8	31.60	84.0	78.2	80.1
02/18/2017 11:50	8.4	31.41	84.7	7.8	31.64	84.0	78.3	80.1

Date/Time	GW12i F	GW12i T	GW12o	GW13i F	GW13i T	GW13o	GW13i not used	Lno not used
02/18/2017 12:00	8.4	31.41	84.8	7.8	31.64	84.0	78.3	80.2
02/18/2017 12:10	8.4	31.45	84.8	7.8	31.69	84.0	78.4	80.2
02/18/2017 12:20	8.4	31.50	84.9	7.8	31.73	84.1	78.5	80.3
02/18/2017 12:30	8.4	31.55	84.9	7.8	31.78	84.2	78.7	80.5
02/18/2017 12:40	8.4	31.56	84.9	7.8	31.79	84.2	78.7	80.5
02/18/2017 12:50	8.4	31.54	84.9	7.8	31.77	84.2	78.6	80.3
02/18/2017 13:00	8.4	31.53	84.9	7.8	31.75	84.1	78.6	80.3
02/18/2017 13:10	8.4	31.50	84.9	7.8	31.73	84.1	78.6	80.3
02/18/2017 13:20	8.4	31.50	84.8	7.8	31.73	84.1	78.6	80.3
02/18/2017 13:30	8.4	31.50	84.8	7.8	31.72	84.0	78.6	80.2
02/18/2017 13:40	8.4	31.47	84.8	7.8	31.69	84.0	78.5	80.2
02/18/2017 13:50	8.4	31.45	84.8	7.8	31.69	84.0	78.5	80.2
02/18/2017 14:00	8.4	31.45	84.8	7.8	31.69	83.9	78.5	80.2
02/18/2017 14:10	8.4	31.45	84.7	7.8	31.69	84.0	78.4	80.2
02/18/2017 14:20	8.4	31.45	84.8	7.8	31.69	83.9	78.4	80.2
02/18/2017 14:30	8.4	31.46	84.7	7.8	31.69	83.9	78.5	80.2
02/18/2017 14:40	8.4	31.47	84.7	7.8	31.70	83.9	78.5	80.3
02/18/2017 14:50	8.4	31.51	84.7	7.8	31.73	83.9	78.6	80.3
02/18/2017 15:00	8.4	31.55	84.8	7.8	31.78	84.0	78.7	80.4
02/18/2017 15:10	8.4	31.58	84.9	7.8	31.82	84.0	78.7	80.5
02/18/2017 15:20	8.4	31.61	84.8	7.8	31.85	84.0	78.8	80.5
02/18/2017 15:30	8.4	31.62	84.9	7.8	31.85	84.1	78.9	80.5
02/18/2017 15:40	8.4	31.63	84.9	7.8	31.86	84.1	78.9	80.6
02/18/2017 15:50	8.4	31.65	84.8	7.8	31.88	84.1	78.9	80.5
02/18/2017 16:00	8.4	31.64	84.9	7.8	31.87	84.1	78.9	80.5
02/18/2017 16:10	8.4	31.65	84.8	7.8	31.86	84.1	78.9	80.5
02/18/2017 16:20	8.4	31.64	84.8	7.8	31.86	84.0	78.9	80.5
02/18/2017 16:30	8.4	31.61	84.8	7.8	31.84	84.0	78.9	80.5
02/18/2017 16:40	8.4	31.59	84.8	7.8	31.81	84.0	78.9	80.5
02/18/2017 16:50	8.4	31.57	84.7	7.8	31.81	84.0	78.8	80.4
02/18/2017 17:00	8.4	31.55	84.7	7.8	31.76	83.9	78.7	80.4
02/18/2017 17:10	8.4	31.52	84.6	7.8	31.73	83.8	78.6	80.3
02/18/2017 17:20	8.4	31.49	84.6	7.8	31.72	83.8	78.6	80.3
02/18/2017 17:30	8.4	31.49	84.6	7.8	31.72	83.8	78.6	80.2
02/18/2017 17:40	8.4	31.47	84.6	7.8	31.69	83.8	78.5	80.2

Date/Time	GW12i F	GW12i T	GW12o	GW13i F	GW13i T	GW13o	GW13i not used	Lno not used
02/18/2017 17:50	8.4	31.45	84.5	7.8	31.68	83.7	78.5	80.2
02/18/2017 18:00	8.4	31.43	84.4	7.8	31.65	83.7	78.4	80.1
02/18/2017 18:10	8.4	31.40	84.4	7.8	31.62	83.6	78.3	80.0
02/18/2017 18:20	8.4	31.36	84.3	7.8	31.58	83.5	78.3	79.9
02/18/2017 18:30	8.4	31.31	84.2	7.8	31.53	83.4	78.1	79.8
02/18/2017 18:40	8.4	31.27	84.1	7.8	31.48	83.4	78.0	79.7
02/18/2017 18:50	8.4	31.21	84.0	7.8	31.43	83.3	77.9	79.6
02/18/2017 19:00	8.4	31.16	83.9	7.8	31.39	83.2	77.8	79.5
02/18/2017 19:10	8.4	31.11	83.8	7.8	31.33	83.1	77.7	79.4
02/18/2017 19:20	8.4	31.06	83.8	7.8	31.27	83.0	77.5	79.3
02/18/2017 19:30	8.4	31.02	83.6	7.8	31.25	82.9	77.4	79.2
02/18/2017 19:40	8.4	30.98	83.5	7.8	31.20	82.8	77.3	79.1
02/18/2017 19:50	8.4	30.92	83.4	7.8	31.15	82.7	77.2	79.0
02/18/2017 20:00	8.4	30.88	83.4	7.8	31.12	82.6	77.1	78.8
02/18/2017 20:10	8.5	30.84	83.3	7.8	31.07	82.5	76.9	78.8
02/18/2017 20:20	8.4	30.78	83.2	7.9	31.01	82.4	76.8	78.6
02/18/2017 20:30	8.5	30.72	83.1	7.9	30.97	82.3	76.7	78.5
02/18/2017 20:40	8.5	30.68	83.0	7.8	30.91	82.2	76.6	78.4
02/18/2017 20:50	8.4	30.64	82.9	7.9	30.88	82.2	76.5	78.3
02/18/2017 21:00	8.4	30.61	82.8	7.8	30.83	82.1	76.4	78.2
02/18/2017 21:10	8.4	30.58	82.7	7.8	30.81	82.1	76.3	78.1
02/18/2017 21:20	8.4	30.54	82.6	7.8	30.77	82.0	76.2	78.1
02/18/2017 21:30	8.5	30.50	82.6	7.8	30.73	82.0	76.1	78.0
02/18/2017 21:40	8.5	30.47	82.5	7.9	30.70	81.8	76.1	78.0
02/18/2017 21:50	8.5	30.43	82.5	7.9	30.67	81.8	75.9	77.8
02/18/2017 22:00	8.5	30.41	82.4	7.9	30.65	81.7	75.9	77.7
02/18/2017 22:10	8.5	30.38	82.3	7.9	30.60	81.6	75.8	77.7
02/18/2017 22:20	8.5	30.32	82.2	7.9	30.55	81.6	75.6	77.6
02/18/2017 22:30	8.5	30.29	82.1	7.9	30.52	81.5	75.6	77.5
02/18/2017 22:40	8.5	30.27	82.1	7.9	30.50	81.4	75.5	77.4
02/18/2017 22:50	8.5	30.23	82.0	7.9	30.45	81.4	75.4	77.4
02/18/2017 23:00	8.5	30.18	81.9	7.9	30.41	81.3	75.3	77.2
02/18/2017 23:10	8.5	30.16	81.8	7.9	30.40	81.2	75.3	77.2
02/18/2017 23:20	8.5	30.14	81.8	7.9	30.35	81.1	75.2	77.2
02/18/2017 23:30	8.5	30.11	81.7	7.9	30.32	81.1	75.1	77.1

Date/Time	GW12i F	GW12i T	GW12o	GW13i F	GW13i T	GW13o	GW13i not used	Lno not used
02/18/2017 23:40	8.5	30.06	81.6	7.9	30.28	81.0	75.0	77.0
02/18/2017 23:50	8.5	30.02	81.5	7.9	30.25	81.0	74.9	76.9
02/19/2017 00:00	8.5	29.97	81.4	7.9	30.20	80.8	74.8	76.8
02/19/2017 00:10	8.5	29.93	81.4	7.9	30.16	80.8	74.7	76.7
02/19/2017 00:20	8.5	29.88	81.2	7.9	30.12	80.7	74.6	76.6
02/19/2017 00:30	8.5	29.86	81.1	7.9	30.07	80.6	74.5	76.5
02/19/2017 00:40	8.5	29.83	81.0	7.9	30.04	80.5	74.4	76.4
02/19/2017 00:50	8.5	29.79	81.0	7.9	30.00	80.4	74.3	76.3
02/19/2017 01:00	8.5	29.75	80.9	7.9	29.97	80.3	74.2	76.2
02/19/2017 01:10	8.5	29.71	80.8	7.9	29.93	80.2	74.1	76.1
02/19/2017 01:20	8.5	29.64	80.7	7.9	29.87	80.2	74.0	76.0
02/19/2017 01:30	8.5	29.59	80.6	7.9	29.83	80.1	73.9	75.9
02/19/2017 01:40	8.5	29.56	80.5	7.9	29.77	80.0	73.7	75.8
02/19/2017 01:50	8.5	29.49	80.4	7.9	29.70	79.9	73.5	75.7
02/19/2017 02:00	8.5	29.45	80.3	7.9	29.68	79.8	73.5	75.6
02/19/2017 02:10	8.5	29.43	80.2	7.9	29.65	79.7	73.4	75.6
02/19/2017 02:20	8.5	29.40	80.2	7.9	29.62	79.6	73.3	75.4
02/19/2017 02:30	8.5	29.37	80.1	7.9	29.61	79.6	73.3	75.4
02/19/2017 02:40	8.5	29.35	80.1	7.9	29.57	79.5	73.2	75.4
02/19/2017 02:50	8.5	29.32	80.0	7.9	29.55	79.5	73.1	75.4
02/19/2017 03:00	8.5	29.31	79.9	7.9	29.53	79.4	73.1	75.3
02/19/2017 03:10	8.5	29.25	79.9	7.9	29.48	79.4	73.0	75.3
02/19/2017 03:20	8.5	29.21	79.8	7.9	29.45	79.3	72.9	75.1
02/19/2017 03:30	8.5	29.19	79.7	7.9	29.41	79.2	72.8	75.1
02/19/2017 03:40	8.5	29.17	79.6	7.9	29.40	79.2	72.8	75.0
02/19/2017 03:50	8.5	29.14	79.6	7.9	29.37	79.1	72.7	74.9
02/19/2017 04:00	8.5	29.09	79.4	7.9	29.32	79.0	72.6	74.8
02/19/2017 04:10	8.5	29.05	79.4	7.9	29.25	79.0	72.4	74.8
02/19/2017 04:20	8.5	29.00	79.3	7.9	29.22	78.9	72.4	74.6
02/19/2017 04:30	8.5	28.96	79.2	7.9	29.18	78.7	72.3	74.5
02/19/2017 04:40	8.5	28.91	79.1	7.9	29.12	78.6	72.1	74.4
02/19/2017 04:50	8.5	28.85	79.0	7.9	29.07	78.5	71.9	74.3
02/19/2017 05:00	8.5	28.83	78.9	7.9	29.04	78.5	71.8	74.2
02/19/2017 05:10	8.5	28.78	78.8	7.9	29.01	78.4	71.8	74.2
02/19/2017 05:20	8.5	28.76	78.7	7.9	28.97	78.3	71.7	74.1

Date/Time	GW12i F	GW12i T	GW12o	GW13i F	GW13i T	GW13o	GW13i not used	Lno not used
02/19/2017 05:30	8.5	28.74	78.7	7.9	28.95	78.2	71.6	73.9
02/19/2017 05:40	8.5	28.74	78.6	7.9	28.95	78.2	71.6	73.9
02/19/2017 05:50	8.5	28.69	78.5	7.9	28.90	78.0	71.6	73.8
02/19/2017 06:00	8.5	28.63	78.5	7.9	28.85	78.1	71.4	73.7
02/19/2017 06:10	8.5	28.61	78.4	7.9	28.81	78.0	71.3	73.6
02/19/2017 06:20	8.5	28.58	78.3	7.9	28.80	77.9	71.2	73.6
02/19/2017 06:30	8.5	28.55	78.2	7.9	28.77	77.8	71.2	73.5
02/19/2017 06:40	8.5	28.51	78.1	7.9	28.72	77.8	71.1	73.4
02/19/2017 06:50	8.5	28.47	78.1	7.9	28.68	77.6	71.0	73.4
02/19/2017 07:00	8.5	28.41	77.9	7.9	28.63	77.5	70.8	73.2
02/19/2017 07:10	8.5	28.37	77.8	7.9	28.58	77.5	70.7	73.1
02/19/2017 07:20	8.5	28.33	77.7	7.9	28.57	77.3	70.6	73.0
02/19/2017 07:30	8.5	28.32	77.7	7.9	28.53	77.3	70.6	73.0
02/19/2017 07:40	8.5	28.27	77.6	7.9	28.49	77.3	70.5	72.9
02/19/2017 07:50	8.5	28.21	77.5	7.9	28.43	77.1	70.3	72.8
02/19/2017 08:00	8.5	28.16	77.3	7.9	28.37	77.0	70.1	72.6
02/19/2017 08:10	8.5	28.12	77.3	7.9	28.33	76.9	70.1	72.5
02/19/2017 08:20	8.5	28.12	77.2	7.9	28.32	76.8	70.0	72.5
02/19/2017 08:30	8.5	28.13	77.2	7.9	28.35	76.8	70.1	72.5
02/19/2017 08:40	8.5	28.17	77.2	7.9	28.39	76.9	70.2	72.6
02/19/2017 08:50	8.6	28.23	77.2	7.9	28.45	76.9	70.3	72.7
02/19/2017 09:00	8.5	28.31	77.4	7.9	28.54	77.0	70.4	72.8
02/19/2017 09:10	8.5	28.38	77.5	7.9	28.60	77.1	70.6	73.0
02/19/2017 09:20	8.5	28.48	77.6	7.9	28.70	77.2	70.9	73.2
02/19/2017 09:30	8.5	28.58	77.8	7.9	28.80	77.4	71.1	73.4
02/19/2017 09:40	8.5	28.69	77.9	7.9	28.91	77.6	71.4	73.6
02/19/2017 09:50	8.5	28.81	78.0	7.9	29.02	77.7	71.7	73.8
02/19/2017 10:00	8.5	28.95	78.4	7.9	29.18	77.9	72.0	74.2
02/19/2017 10:10	8.5	29.09	78.5	7.9	29.31	78.1	72.4	74.5
02/19/2017 10:20	8.5	29.23	78.8	7.9	29.47	78.3	72.8	74.9
02/19/2017 10:30	8.5	29.37	79.0	7.9	29.62	78.5	73.2	75.1
02/19/2017 10:40	8.5	29.53	79.3	7.9	29.79	78.8	73.6	75.5
02/19/2017 10:50	8.5	29.69	79.5	7.9	29.93	79.1	73.9	75.9
02/19/2017 11:00	8.5	29.86	79.8	7.9	30.10	79.4	74.4	76.2
02/19/2017 11:10	8.5	30.04	80.1	7.9	30.27	79.6	74.8	76.6

Date/Time	GW12i F	GW12i T	GW12o	GW13i F	GW13i T	GW13o	GW13i not used	Lno not used
02/19/2017 11:20	8.5	30.19	80.4	7.9	30.43	79.9	75.2	77.0
02/19/2017 11:30	8.5	30.37	80.7	7.9	30.63	80.1	75.7	77.4
02/19/2017 11:40	8.5	30.57	81.0	7.9	30.82	80.5	76.1	77.8
02/19/2017 11:50	8.5	30.71	81.2	7.9	30.97	80.7	76.6	78.2
02/19/2017 12:00	8.5	30.87	81.5	7.9	31.13	81.0	77.0	78.5
02/19/2017 12:10	8.5	31.04	81.8	7.9	31.30	81.2	77.4	78.9
02/19/2017 12:20	8.5	31.22	82.1	7.9	31.46	81.5	77.8	79.3
02/19/2017 12:30	8.5	31.39	82.3	7.9	31.64	81.8	78.2	79.6
02/19/2017 12:40	8.5	31.55	82.6	7.8	31.81	82.0	78.6	80.0
02/19/2017 12:50	8.4	31.68	82.9	7.8	31.95	82.3	79.0	80.3
02/19/2017 13:00	8.4	31.81	83.2	7.8	32.11	82.5	79.4	80.7
02/19/2017 13:10	8.4	31.96	83.4	7.8	32.27	82.8	79.7	81.0
02/19/2017 13:20	8.4	32.08	83.7	7.8	32.38	83.0	80.0	81.3
02/19/2017 13:30	8.4	32.22	83.9	7.8	32.52	83.2	80.5	81.6
02/19/2017 13:40	8.4	32.35	84.2	7.8	32.66	83.4	80.8	81.9
02/19/2017 13:50	8.4	32.44	84.4	7.8	32.76	83.6	81.0	82.2
02/19/2017 14:00	8.4	32.55	84.6	7.8	32.86	83.8	81.2	82.4
02/19/2017 14:10	8.4	32.66	84.8	7.8	32.95	84.0	81.5	82.6
02/19/2017 14:20	8.4	32.74	84.9	7.8	33.04	84.1	81.8	82.7
02/19/2017 14:30	8.4	32.82	85.0	7.8	33.12	84.3	81.9	83.0
02/19/2017 14:40	8.4	32.92	85.2	7.8	33.21	84.4	82.2	83.2
02/19/2017 14:50	8.4	32.98	85.4	7.8	33.28	84.6	82.4	83.4
02/19/2017 15:00	8.4	33.04	85.5	7.8	33.34	84.7	82.5	83.5
02/19/2017 15:10	8.4	33.11	85.6	7.8	33.42	84.9	82.7	83.6
02/19/2017 15:20	8.4	33.16	85.7	7.8	33.47	85.0	82.8	83.8
02/19/2017 15:30	8.4	33.20	85.7	7.8	33.49	85.0	82.8	83.8
02/19/2017 15:40	8.4	33.21	85.7	7.8	33.51	85.0	82.9	83.9
02/19/2017 15:50	8.4	33.21	85.7	7.8	33.49	85.0	82.9	83.8
02/19/2017 16:00	8.4	33.17	85.7	7.8	33.45	84.9	82.8	83.7
02/19/2017 16:10	8.4	33.18	85.8	7.8	33.48	85.0	82.9	83.8
02/19/2017 16:20	8.4	33.21	85.9	7.8	33.49	85.1	82.9	83.9
02/19/2017 16:30	8.4	33.20	85.8	7.8	33.48	85.1	82.9	83.8
02/19/2017 16:40	8.4	33.17	85.9	7.8	33.45	85.1	82.8	83.7
02/19/2017 16:50	8.4	33.15	85.9	7.8	33.43	85.1	82.8	83.7
02/19/2017 17:00	8.4	33.12	85.8	7.7	33.41	85.1	82.7	83.7

Date/Time	GW12i F	GW12i T	GW12o	GW13i F	GW13i T	GW13o	GW13i not used	Lno not used
02/19/2017 17:10	8.4	33.09	85.8	7.7	33.35	85.0	82.6	83.6
02/19/2017 17:20	8.4	33.03	85.7	7.8	33.28	84.9	82.5	83.5
02/19/2017 17:30	8.4	32.97	85.6	7.8	33.22	84.8	82.3	83.3
02/19/2017 17:40	8.4	32.90	85.5	7.8	33.15	84.7	82.1	83.1
02/19/2017 17:50	8.4	32.82	85.4	7.8	33.07	84.6	81.9	82.9
02/19/2017 18:00	8.4	32.75	85.3	7.8	32.99	84.6	81.8	82.8
02/19/2017 18:10	8.4	32.68	85.2	7.8	32.94	84.5	81.6	82.7
02/19/2017 18:20	8.4	32.62	85.1	7.8	32.87	84.4	81.4	82.6
02/19/2017 18:30	8.4	32.56	85.0	7.8	32.83	84.3	81.3	82.5
02/19/2017 18:40	8.4	32.51	84.9	7.8	32.76	84.2	81.2	82.3
02/19/2017 18:50	8.4	32.45	84.9	7.8	32.70	84.1	81.0	82.2
02/19/2017 19:00	8.4	32.40	84.7	7.8	32.65	84.0	80.8	82.0
02/19/2017 19:10	8.4	32.34	84.7	7.8	32.58	84.0	80.7	81.9
02/19/2017 19:20	8.4	32.28	84.6	7.8	32.54	83.9	80.6	81.8
02/19/2017 19:30	8.4	32.23	84.5	7.8	32.47	83.8	80.4	81.7
02/19/2017 19:40	8.4	32.16	84.4	7.8	32.41	83.7	80.3	81.5
02/19/2017 19:50	8.4	32.11	84.3	7.8	32.35	83.6	80.1	81.4
02/19/2017 20:00	8.4	32.04	84.2	7.8	32.28	83.6	80.0	81.3
02/19/2017 20:10	8.4	31.99	84.1	7.8	32.24	83.4	79.9	81.2
02/19/2017 20:20	8.4	31.95	84.1	7.8	32.18	83.4	79.7	81.1
02/19/2017 20:30	8.4	31.89	83.9	7.8	32.13	83.3	79.6	80.9
02/19/2017 20:40	8.4	31.84	83.9	7.8	32.08	83.2	79.4	80.8
02/19/2017 20:50	8.4	31.79	83.7	7.8	32.02	83.1	79.3	80.7
02/19/2017 21:00	8.4	31.74	83.7	7.8	31.98	83.0	79.2	80.6
02/19/2017 21:10	8.4	31.69	83.6	7.8	31.93	82.9	79.0	80.5
02/19/2017 21:20	8.4	31.64	83.5	7.8	31.87	82.9	79.0	80.4
02/19/2017 21:30	8.4	31.59	83.5	7.8	31.81	82.8	78.8	80.3
02/19/2017 21:40	8.4	31.55	83.4	7.8	31.77	82.7	78.7	80.2
02/19/2017 21:50	8.4	31.49	83.3	7.8	31.71	82.6	78.6	80.1
02/19/2017 22:00	8.4	31.44	83.2	7.8	31.67	82.6	78.4	80.0
02/19/2017 22:10	8.4	31.40	83.2	7.8	31.62	82.5	78.3	79.9
02/19/2017 22:20	8.4	31.36	83.1	7.8	31.57	82.4	78.2	79.8
02/19/2017 22:30	8.4	31.29	83.0	7.8	31.53	82.3	78.1	79.7
02/19/2017 22:40	8.4	31.27	82.9	7.8	31.49	82.3	78.0	79.6
02/19/2017 22:50	8.4	31.23	82.8	7.8	31.43	82.2	77.9	79.5

Date/Time	GW12i F	GW12i T	GW12o	GW13i F	GW13i T	GW13o	GW13i not used	Lno not used
02/19/2017 23:00	8.4	31.17	82.7	7.8	31.40	82.1	77.7	79.3
02/19/2017 23:10	8.4	31.13	82.7	7.8	31.35	82.0	77.6	79.2
02/19/2017 23:20	8.4	31.07	82.6	7.8	31.29	82.0	77.5	79.1
02/19/2017 23:30	8.4	31.01	82.5	7.8	31.23	81.8	77.4	79.0
02/19/2017 23:40	8.4	30.97	82.4	7.8	31.19	81.8	77.3	78.9
02/19/2017 23:50	8.4	30.92	82.3	7.8	31.15	81.8	77.2	78.8
02/20/2017 00:00	8.4	30.86	82.2	7.9	31.11	81.7	77.0	78.7
02/20/2017 00:10	8.4	30.85	82.1	7.9	31.07	81.5	76.9	78.6
02/20/2017 00:20	8.5	30.81	82.1	7.9	31.03	81.5	76.9	78.6
02/20/2017 00:30	8.5	30.77	82.0	7.9	31.00	81.5	76.8	78.5
02/20/2017 00:40	8.5	30.74	82.0	7.9	30.98	81.4	76.7	78.5
02/20/2017 00:50	8.5	30.73	81.9	7.9	30.97	81.3	76.7	78.4
02/20/2017 01:00	8.5	30.69	81.8	7.9	30.93	81.3	76.6	78.3
02/20/2017 01:10	8.5	30.65	81.8	7.9	30.89	81.3	76.5	78.2
02/20/2017 01:20	8.5	30.64	81.8	7.9	30.86	81.2	76.5	78.1
02/20/2017 01:30	8.5	30.61	81.7	7.9	30.83	81.1	76.4	78.1
02/20/2017 01:40	8.5	30.59	81.7	7.9	30.80	81.1	76.3	78.1
02/20/2017 01:50	8.5	30.57	81.6	7.9	30.81	81.1	76.2	77.9
02/20/2017 02:00	8.5	30.55	81.5	7.9	30.77	81.0	76.2	77.9
02/20/2017 02:10	8.5	30.51	81.5	7.9	30.73	81.0	76.1	77.8
02/20/2017 02:20	8.5	30.48	81.5	7.9	30.70	80.9	76.0	77.8
02/20/2017 02:30	8.5	30.43	81.4	7.9	30.68	80.8	76.0	77.7
02/20/2017 02:40	8.5	30.41	81.3	7.9	30.64	80.8	75.9	77.7
02/20/2017 02:50	8.5	30.38	81.3	7.9	30.61	80.7	75.8	77.6
02/20/2017 03:00	8.5	30.34	81.2	7.9	30.58	80.7	75.7	77.5
02/20/2017 03:10	8.5	30.32	81.2	7.9	30.54	80.6	75.7	77.5
02/20/2017 03:20	8.5	30.29	81.1	7.9	30.52	80.6	75.6	77.4
02/20/2017 03:30	8.5	30.27	81.1	7.9	30.50	80.5	75.5	77.3
02/20/2017 03:40	8.5	30.25	81.0	7.9	30.47	80.5	75.4	77.3
02/20/2017 03:50	8.5	30.21	81.0	7.9	30.45	80.5	75.4	77.2
02/20/2017 04:00	8.5	30.19	80.9	7.9	30.41	80.4	75.3	77.2
02/20/2017 04:10	8.5	30.15	80.9	7.9	30.39	80.3	75.3	77.1
02/20/2017 04:20	8.5	30.13	80.8	7.9	30.37	80.3	75.2	77.0
02/20/2017 04:30	8.5	30.12	80.7	7.9	30.34	80.2	75.1	77.0
02/20/2017 04:40	8.5	30.09	80.7	7.9	30.33	80.2	75.1	76.9

Date/Time	GW12i F	GW12i T	GW12o	GW13i F	GW13i T	GW13o	GW13i not used	Lno not used
02/20/2017 04:50	8.5	30.07	80.6	7.9	30.30	80.2	75.0	76.9
02/20/2017 05:00	8.5	30.05	80.6	7.9	30.26	80.1	74.9	76.9
02/20/2017 05:10	8.5	30.02	80.6	7.9	30.25	80.0	74.9	76.8
02/20/2017 05:20	8.5	29.99	80.5	7.9	30.23	80.0	74.8	76.7
02/20/2017 05:30	8.5	29.97	80.4	7.9	30.21	80.0	74.8	76.7
02/20/2017 05:40	8.5	29.96	80.4	7.9	30.17	79.9	74.7	76.6
02/20/2017 05:50	8.5	29.93	80.4	7.9	30.16	79.8	74.7	76.6
02/20/2017 06:00	8.5	29.91	80.3	7.9	30.14	79.8	74.6	76.5
02/20/2017 06:10	8.5	29.87	80.2	7.9	30.11	79.7	74.6	76.4
02/20/2017 06:20	8.5	29.85	80.2	7.9	30.08	79.7	74.4	76.3
02/20/2017 06:30	8.5	29.84	80.1	7.9	30.05	79.6	74.4	76.2
02/20/2017 06:40	8.5	29.80	80.1	7.9	30.02	79.5	74.3	76.2
02/20/2017 06:50	8.5	29.77	80.0	7.9	29.98	79.5	74.3	76.1
02/20/2017 07:00	8.5	29.74	80.0	7.9	29.97	79.5	74.3	76.1
02/20/2017 07:10	8.5	29.73	79.9	7.9	29.97	79.4	74.2	76.0
02/20/2017 07:20	8.5	29.73	79.9	7.9	29.97	79.4	74.2	76.1
02/20/2017 07:30	8.5	29.73	79.9	7.9	29.97	79.4	74.2	76.0
02/20/2017 07:40	8.5	29.75	79.9	7.9	29.98	79.4	74.2	76.1
02/20/2017 07:50	8.5	29.79	79.9	7.9	30.02	79.5	74.3	76.2
02/20/2017 08:00	8.5	29.84	80.0	7.9	30.08	79.5	74.4	76.3
02/20/2017 08:10	8.5	29.91	80.0	7.9	30.15	79.6	74.5	76.4
02/20/2017 08:20	8.5	29.98	80.2	7.9	30.23	79.7	74.8	76.5
02/20/2017 08:30	8.5	30.07	80.3	7.9	30.32	79.8	74.9	76.7
02/20/2017 08:40	8.5	30.16	80.4	7.9	30.41	80.0	75.2	76.9
02/20/2017 08:50	8.5	30.25	80.6	7.9	30.49	80.1	75.4	77.1
02/20/2017 09:00	8.5	30.32	80.7	7.9	30.56	80.2	75.6	77.2
02/20/2017 09:10	8.3	30.40	80.8	7.8	30.65	80.3	75.7	77.9
02/20/2017 09:20	8.2	30.62	81.1	7.6	30.88	80.6	76.2	79.5
02/20/2017 09:30	8.5	30.96	81.5	7.9	31.21	81.0	77.1	81.2
02/20/2017 09:40	8.5	31.38	82.0	7.9	31.63	81.5	78.1	82.1
02/20/2017 09:50	8.5	31.78	82.7	7.9	32.05	82.2	79.1	82.5
02/20/2017 10:00	8.5	32.09	83.2	7.9	32.36	82.7	79.9	83.1
02/20/2017 10:10	8.5	32.33	83.7	7.9	32.59	83.2	80.5	83.5
02/20/2017 10:20	8.5	32.56	84.2	7.9	32.84	83.6	81.2	84.0
02/20/2017 10:30	8.5	32.77	84.6	7.9	33.03	83.9	81.7	84.4

Date/Time	GW12i F	GW12i T	GW12o	GW13i F	GW13i T	GW13o	GW13i not used	Lno not used
02/20/2017 10:40	8.5	32.95	84.9	7.9	33.21	84.3	82.2	84.7
02/20/2017 10:50	8.5	33.11	85.2	7.9	33.38	84.5	82.6	85.1
02/20/2017 11:00	8.5	33.33	85.6	7.9	33.60	84.9	83.1	85.6
02/20/2017 11:10	8.5	33.55	85.9	7.8	33.81	85.2	83.7	86.1
02/20/2017 11:20	8.4	33.76	86.3	7.8	34.03	85.6	84.2	86.5
02/20/2017 11:30	8.4	33.99	86.6	7.8	34.25	85.9	84.8	86.9
02/20/2017 11:40	8.4	34.16	87.0	7.8	34.43	86.2	85.3	87.3
02/20/2017 11:50	8.4	34.33	87.3	7.8	34.61	86.5	85.7	87.6
02/20/2017 12:00	8.4	34.52	87.7	7.8	34.81	86.8	86.2	88.0
02/20/2017 12:10	8.4	34.71	88.0	7.8	34.99	87.2	86.7	88.4
02/20/2017 12:20	8.4	34.87	88.4	7.8	35.15	87.5	87.1	88.8
02/20/2017 12:30	8.4	35.07	88.7	7.8	35.34	87.8	87.5	89.2
02/20/2017 12:40	8.4	35.22	89.0	7.8	35.49	88.1	87.9	89.5
02/20/2017 12:50	8.4	35.34	89.3	7.8	35.63	88.3	88.2	89.8
02/20/2017 13:00	8.4	35.46	89.6	7.8	35.75	88.6	88.6	90.1
02/20/2017 13:10	8.4	35.58	89.8	7.8	35.87	88.8	88.9	90.4
02/20/2017 13:20	8.4	35.69	90.0	7.8	35.99	89.0	89.1	90.5
02/20/2017 13:30	8.4	35.82	90.3	7.8	36.12	89.2	89.4	90.8
02/20/2017 13:40	8.4	35.88	90.5	7.8	36.18	89.4	89.6	90.9
02/20/2017 13:50	8.4	35.92	90.6	7.8	36.21	89.4	89.7	91.0
02/20/2017 14:00	8.4	35.94	90.6	7.8	36.22	89.5	89.8	91.0
02/20/2017 14:10	8.4	35.97	90.7	7.8	36.24	89.6	89.8	91.1
02/20/2017 14:20	8.4	35.95	90.8	7.8	36.22	89.6	89.8	91.0
02/20/2017 14:30	8.4	35.95	90.8	7.7	36.22	89.7	89.8	91.1
02/20/2017 14:40	8.4	35.97	90.9	7.8	36.25	89.7	89.9	91.1
02/20/2017 14:50	8.4	36.02	91.0	7.8	36.31	89.8	90.0	91.2
02/20/2017 15:00	8.4	36.05	91.1	7.8	36.33	89.9	90.1	91.4
02/20/2017 15:10	8.4	36.08	91.2	7.8	36.36	90.0	90.2	91.4
02/20/2017 15:20	8.4	36.09	91.2	7.8	36.37	90.0	90.2	91.5
02/20/2017 15:30	8.3	36.05	91.2	7.8	36.33	90.0	90.1	91.4
02/20/2017 15:40	8.4	36.04	91.2	7.8	36.32	90.0	90.0	91.3
02/20/2017 15:50	8.3	36.01	91.2	7.8	36.28	90.0	89.9	91.2
02/20/2017 16:00	8.4	35.98	91.1	7.8	36.25	90.0	89.9	91.2
02/20/2017 16:10	8.4	35.96	91.1	7.8	36.23	90.0	89.8	91.2
02/20/2017 16:20	8.4	35.90	91.1	7.8	36.18	90.0	89.7	91.1

Date/Time	GW12i F	GW12i T	GW12o	GW13i F	GW13i T	GW13o	GW13i not used	Lno not used
02/20/2017 16:30	8.4	35.86	91.0	7.8	36.15	89.9	89.6	91.0
02/20/2017 16:40	8.4	35.83	91.0	7.8	36.10	89.9	89.5	90.9
02/20/2017 16:50	8.4	35.77	90.9	7.8	36.05	89.8	89.4	90.8
02/20/2017 17:00	8.4	35.71	90.9	7.8	36.00	89.7	89.3	90.7
02/20/2017 17:10	8.4	35.67	90.8	7.8	35.92	89.7	89.1	90.6
02/20/2017 17:20	8.4	35.60	90.7	7.8	35.87	89.6	88.9	90.4
02/20/2017 17:30	8.4	35.55	90.7	7.8	35.80	89.6	88.8	90.3
02/20/2017 17:40	8.4	35.48	90.6	7.8	35.73	89.5	88.7	90.2
02/20/2017 17:50	8.4	35.42	90.5	7.8	35.67	89.4	88.5	90.1
02/20/2017 18:00	8.4	35.37	90.4	7.8	35.62	89.4	88.3	89.9
02/20/2017 18:10	8.4	35.31	90.3	7.8	35.56	89.3	88.2	89.8
02/20/2017 18:20	8.4	35.24	90.2	7.8	35.49	89.3	88.1	89.7
02/20/2017 18:30	8.4	35.19	90.2	7.8	35.44	89.1	87.9	89.5
02/20/2017 18:40	8.4	35.14	90.1	7.8	35.39	89.1	87.8	89.4
02/20/2017 18:50	8.4	35.09	90.0	7.8	35.34	89.0	87.6	89.3
02/20/2017 19:00	8.4	35.02	89.9	7.8	35.28	88.9	87.5	89.1
02/20/2017 19:10	8.4	34.96	89.8	7.8	35.20	88.9	87.4	89.0
02/20/2017 19:20	8.4	34.90	89.7	7.8	35.16	88.8	87.2	88.9
02/20/2017 19:30	8.4	34.83	89.6	7.8	35.10	88.7	87.1	88.8
02/20/2017 19:40	8.4	34.79	89.6	7.8	35.03	88.7	86.9	88.7
02/20/2017 19:50	8.4	34.72	89.5	7.8	34.99	88.6	86.8	88.5
02/20/2017 20:00	8.4	34.69	89.4	7.8	34.94	88.5	86.6	88.4
02/20/2017 20:10	8.4	34.64	89.3	7.8	34.89	88.4	86.6	88.3
02/20/2017 20:20	8.4	34.60	89.2	7.8	34.87	88.4	86.5	88.3
02/20/2017 20:30	8.4	34.57	89.2	7.8	34.84	88.3	86.4	88.2
02/20/2017 20:40	8.4	34.53	89.2	7.8	34.81	88.3	86.3	88.1
02/20/2017 20:50	8.4	34.52	89.1	7.8	34.78	88.3	86.2	88.0
02/20/2017 21:00	8.4	34.48	89.1	7.8	34.73	88.3	86.1	88.0
02/20/2017 21:10	8.4	34.45	89.1	7.8	34.72	88.2	86.0	87.9
02/20/2017 21:20	8.4	34.41	89.0	7.8	34.69	88.2	85.9	87.8
02/20/2017 21:30	8.4	34.38	88.9	7.8	34.65	88.1	85.9	87.7
02/20/2017 21:40	8.4	34.37	88.9	7.8	34.64	88.1	85.9	87.8
02/20/2017 21:50	8.4	34.37	88.9	7.8	34.61	88.1	85.8	87.7
02/20/2017 22:00	8.4	34.34	88.9	7.8	34.61	88.1	85.8	87.7
02/20/2017 22:10	8.4	34.33	88.9	7.8	34.61	88.1	85.8	87.7

Date/Time	GW12i F	GW12i T	GW12o	GW13i F	GW13i T	GW13o	GW13i not used	Lno not used
02/20/2017 22:20	8.4	34.32	88.8	7.8	34.59	88.1	85.8	87.6
02/20/2017 22:30	8.4	34.26	88.8	7.8	34.53	88.0	85.6	87.5
02/20/2017 22:40	8.4	34.27	88.8	7.8	34.54	88.0	85.6	87.5
02/20/2017 22:50	8.4	34.26	88.8	7.8	34.53	88.0	85.6	87.5
02/20/2017 23:00	8.4	34.25	88.8	7.8	34.53	88.0	85.6	87.5
02/20/2017 23:10	8.4	34.25	88.8	7.8	34.52	88.0	85.6	87.5
02/20/2017 23:20	8.4	34.25	88.8	7.8	34.50	88.0	85.6	87.5
02/20/2017 23:30	8.4	34.23	88.7	7.8	34.48	87.9	85.5	87.4
02/20/2017 23:40	8.4	34.20	88.7	7.8	34.45	87.9	85.4	87.3
02/20/2017 23:50	8.4	34.17	88.6	7.8	34.44	87.9	85.3	87.2
02/21/2017 00:00	8.4	34.15	88.6	7.8	34.41	87.9	85.3	87.1
02/21/2017 00:10	8.4	34.04	88.5	7.8	34.29	87.7	85.1	87.0
02/21/2017 00:20	8.4	33.97	88.3	7.8	34.24	87.6	84.9	86.9
02/21/2017 00:30	8.4	33.95	88.2	7.8	34.20	87.5	84.8	86.8
02/21/2017 00:40	8.4	33.92	88.1	7.8	34.17	87.5	84.8	86.7
02/21/2017 00:50	8.4	33.85	88.0	7.8	34.10	87.3	84.5	86.4
02/21/2017 01:00	8.4	33.65	87.8	7.8	33.89	87.1	84.0	86.1
02/21/2017 01:10	8.4	33.47	87.5	7.8	33.70	86.8	83.6	85.7
02/21/2017 01:20	8.4	33.41	87.3	7.8	33.66	86.6	83.4	85.5
02/21/2017 01:30	8.4	33.34	87.2	7.8	33.58	86.6	83.2	85.4
02/21/2017 01:40	8.5	33.27	87.0	7.8	33.53	86.5	83.1	85.2
02/21/2017 01:50	8.4	33.26	87.0	7.8	33.53	86.5	83.0	85.2
02/21/2017 02:00	8.5	33.25	87.0	7.8	33.49	86.4	83.0	85.3
02/21/2017 02:10	8.4	33.24	86.9	7.8	33.49	86.4	83.0	85.2
02/21/2017 02:20	8.5	33.24	86.9	7.8	33.49	86.4	83.0	85.1
02/21/2017 02:30	8.5	33.19	86.9	7.8	33.43	86.3	82.8	85.1
02/21/2017 02:40	8.4	33.15	86.8	7.8	33.40	86.3	82.7	85.0
02/21/2017 02:50	8.5	33.09	86.7	7.8	33.37	86.2	82.7	84.8
02/21/2017 03:00	8.5	33.09	86.7	7.8	33.34	86.2	82.7	84.8
02/21/2017 03:10	8.5	33.09	86.7	7.9	33.33	86.2	82.6	84.8
02/21/2017 03:20	8.5	33.06	86.6	7.8	33.30	86.1	82.5	84.8
02/21/2017 03:30	8.5	33.04	86.6	7.9	33.29	86.1	82.5	84.7
02/21/2017 03:40	8.5	33.03	86.6	7.9	33.29	86.1	82.5	84.7
02/21/2017 03:50	8.5	33.05	86.6	7.9	33.29	86.1	82.5	84.7
02/21/2017 04:00	8.5	33.04	86.5	7.9	33.29	86.1	82.5	84.7

Date/Time	GW12i F	GW12i T	GW12o	GW13i F	GW13i T	GW13o	GW13i not used	Lno not used
02/21/2017 04:10	8.5	33.01	86.5	7.9	33.26	86.0	82.4	84.6
02/21/2017 04:20	8.5	33.01	86.6	7.9	33.28	86.0	82.5	84.7
02/21/2017 04:30	8.5	33.03	86.6	7.9	33.29	86.0	82.5	84.7
02/21/2017 04:40	8.5	33.05	86.6	7.9	33.29	86.1	82.5	84.7
02/21/2017 04:50	8.5	33.05	86.6	7.9	33.29	86.1	82.5	84.8
02/21/2017 05:00	8.5	33.05	86.6	7.9	33.30	86.1	82.5	84.8
02/21/2017 05:10	8.5	33.07	86.6	7.9	33.33	86.1	82.6	84.8
02/21/2017 05:20	8.5	33.05	86.6	7.9	33.29	86.1	82.5	84.8
02/21/2017 05:30	8.5	33.05	86.6	7.9	33.32	86.1	82.5	84.8
02/21/2017 05:40	8.5	33.08	86.6	7.8	33.33	86.1	82.6	84.8
02/21/2017 05:50	8.5	33.06	86.6	7.9	33.32	86.1	82.5	84.8
02/21/2017 06:00	8.5	33.04	86.5	7.9	33.28	86.0	82.5	84.6
02/21/2017 06:10	8.5	32.97	86.4	7.9	33.22	85.9	82.3	84.4
02/21/2017 06:20	8.5	32.93	86.4	7.8	33.16	85.8	82.2	84.3
02/21/2017 06:30	8.5	32.88	86.2	7.9	33.13	85.8	82.1	84.3
02/21/2017 06:40	8.5	32.85	86.2	7.9	33.09	85.7	82.0	84.2
02/21/2017 06:50	8.5	32.81	86.2	7.9	33.05	85.6	81.9	84.1
02/21/2017 07:00	8.5	32.79	86.1	7.9	33.01	85.5	81.9	84.1
02/21/2017 07:10	8.5	32.77	86.0	7.9	33.00	85.5	81.7	84.0
02/21/2017 07:20	8.5	32.73	86.0	7.9	32.97	85.5	81.8	83.9
02/21/2017 07:30	8.5	32.71	85.9	7.9	32.96	85.5	81.7	83.9
02/21/2017 07:40	8.5	32.69	85.9	7.9	32.93	85.4	81.6	83.8
02/21/2017 07:50	8.5	32.69	85.8	7.9	32.93	85.4	81.6	83.7
02/21/2017 08:00	8.5	32.66	85.9	7.9	32.92	85.4	81.5	83.8
02/21/2017 08:10	8.5	32.66	85.8	7.9	32.91	85.3	81.5	83.7
02/21/2017 08:20	8.2	32.64	85.8	7.6	32.89	85.4	81.5	83.7
02/21/2017 08:30	8.7	32.65	85.7	7.9	32.89	85.4	81.5	83.6
02/21/2017 08:40	8.7	32.65	85.6	7.9	32.89	85.2	81.5	83.6
02/21/2017 08:50	8.7	32.65	85.6	7.9	32.89	85.2	81.5	83.6
02/21/2017 09:00	8.7	32.64	85.6	7.9	32.89	85.2	81.5	83.6
02/21/2017 09:10	8.7	32.63	85.6	7.9	32.88	85.2	81.4	83.6
02/21/2017 09:20	8.7	32.63	85.7	7.9	32.88	85.3	81.4	83.6
02/21/2017 09:30	8.7	32.66	85.7	7.9	32.91	85.3	81.5	83.7
02/21/2017 09:40	8.7	32.69	85.7	7.9	32.93	85.3	81.6	83.7
02/21/2017 09:50	8.7	32.69	85.7	7.9	32.97	85.3	81.7	83.8

Date/Time	GW12i F	GW12i T	GW12o	GW13i F	GW13i T	GW13o	GW13i not used	Lno not used
02/21/2017 10:00	8.7	32.71	85.7	7.9	32.97	85.3	81.7	83.7
02/21/2017 10:10	8.7	32.73	85.8	7.9	32.98	85.4	81.7	83.8
02/21/2017 10:20	8.7	32.79	85.9	7.9	33.04	85.4	81.8	83.9
02/21/2017 10:30	8.7	32.83	85.9	7.9	33.10	85.5	82.0	84.1
02/21/2017 10:40	8.7	32.88	86.0	7.9	33.14	85.6	82.1	84.2
02/21/2017 10:50	6.8	32.80	84.5	6.2	33.07	85.7	81.2	84.2
02/21/2017 11:00	8.7	32.94	85.7	7.9	33.20	85.8	81.2	84.1
02/21/2017 11:10	7.8	32.98	86.2	7.1	33.22	85.7	82.3	84.3
02/21/2017 11:20	8.7	32.91	86.4	8.0	33.17	85.7	82.3	84.3
02/21/2017 11:30	8.6	32.98	86.2	7.9	33.25	85.7	82.4	84.4
02/21/2017 11:40	8.7	33.00	86.2	8.0	33.26	85.8	82.4	84.4
02/21/2017 11:50	8.7	33.02	86.3	8.0	33.29	85.8	82.4	84.5
02/21/2017 12:00	8.6	33.05	86.3	8.0	33.29	85.8	82.5	84.5
02/21/2017 12:10	8.6	33.02	86.3	7.9	33.29	85.8	82.5	84.5
02/21/2017 12:20	8.7	33.01	86.3	7.9	33.26	85.8	82.4	84.4
02/21/2017 12:30	8.7	33.01	86.3	7.9	33.25	85.8	82.4	84.4
02/21/2017 12:40	8.6	32.97	86.2	7.9	33.24	85.8	82.3	84.4
02/21/2017 12:50	8.7	32.99	86.2	7.9	33.26	85.8	82.4	84.4
02/21/2017 13:00	8.7	33.04	86.3	7.9	33.30	85.8	82.5	84.5
02/21/2017 13:10	6.8	33.09	86.3	6.3	33.36	85.9	82.6	84.5
02/21/2017 13:20	3.6	32.55	84.8	3.3	33.00	86.3	82.4	84.6
02/21/2017 13:30	8.1	32.69	86.3	8.0	33.04	85.5	82.4	84.8
02/21/2017 13:40	8.3	33.22	86.7	8.2	33.51	86.0	83.0	85.0
02/21/2017 13:50	8.3	33.32	86.9	8.1	33.61	86.3	83.2	85.3
02/21/2017 14:00	8.3	33.39	87.0	8.1	33.69	86.4	83.4	85.4
02/21/2017 14:10	8.4	33.46	87.1	8.1	33.74	86.5	83.5	85.5
02/21/2017 14:20	8.4	33.56	87.2	8.1	33.86	86.7	83.8	85.7
02/21/2017 14:30	8.4	33.63	87.3	8.0	33.91	86.8	84.0	86.0
02/21/2017 14:40	8.4	33.67	87.4	8.0	33.96	86.9	84.1	86.0
02/21/2017 14:50	8.4	33.66	87.4	8.0	33.94	86.8	84.1	85.9
02/21/2017 15:00	8.4	33.64	87.4	8.0	33.90	86.8	84.0	85.8
02/21/2017 15:10	8.4	33.60	87.4	8.0	33.87	86.8	83.9	85.7
02/21/2017 15:20	8.4	33.58	87.3	8.0	33.85	86.8	83.9	85.7
02/21/2017 15:30	8.4	33.57	87.3	8.0	33.85	86.7	83.8	85.7
02/21/2017 15:40	8.4	33.57	87.3	8.0	33.85	86.7	83.8	85.7

Date/Time	GW12i F	GW12i T	GW12o	GW13i F	GW13i T	GW13o	GW13i not used	Lno not used
02/21/2017 15:50	8.4	33.57	87.4	8.0	33.85	86.8	83.8	85.7
02/21/2017 16:00	8.4	33.59	87.3	8.0	33.86	86.8	83.9	85.7
02/21/2017 16:10	8.4	33.61	87.4	8.0	33.89	86.8	83.9	85.8
02/21/2017 16:20	8.4	33.63	87.4	8.0	33.91	86.8	84.0	85.8
02/21/2017 16:30	8.4	33.65	87.4	8.0	33.93	86.8	84.0	85.8
02/21/2017 16:40	8.4	33.68	87.5	8.0	33.96	86.9	84.1	85.8
02/21/2017 16:50	8.4	33.65	87.5	8.0	33.93	86.9	84.1	85.8
02/21/2017 17:00	8.4	33.65	87.5	8.0	33.93	86.9	84.1	85.8
02/21/2017 17:10	8.5	33.65	87.5	8.0	33.92	86.9	84.0	85.9
02/21/2017 17:20	8.4	33.60	87.4	8.0	33.88	86.8	84.0	85.8
02/21/2017 17:30	8.5	33.57	87.4	8.0	33.85	86.8	83.9	85.8
02/21/2017 17:40	8.5	33.53	87.3	8.0	33.81	86.7	83.8	85.6
02/21/2017 17:50	8.5	33.49	87.2	8.0	33.75	86.7	83.6	85.5
02/21/2017 18:00	8.5	33.43	87.1	8.0	33.70	86.6	83.5	85.4
02/21/2017 18:10	8.5	33.39	87.1	8.0	33.65	86.5	83.4	85.3
02/21/2017 18:20	8.5	33.34	87.0	8.0	33.59	86.4	83.3	85.2
02/21/2017 18:30	8.5	33.28	86.9	8.0	33.55	86.3	83.2	85.1
02/21/2017 18:40	8.5	33.25	86.9	7.9	33.52	86.3	83.0	85.0
02/21/2017 18:50	8.6	33.22	86.8	7.9	33.48	86.2	82.9	84.9
02/21/2017 19:00	8.7	33.16	86.7	7.9	33.41	86.2	82.8	84.9
02/21/2017 19:10	8.7	33.11	86.6	7.9	33.38	86.1	82.7	84.8
02/21/2017 19:20	8.7	33.07	86.5	7.9	33.32	86.0	82.6	84.7
02/21/2017 19:30	8.7	33.03	86.4	7.9	33.28	85.9	82.5	84.5
02/21/2017 19:40	8.7	33.00	86.4	7.9	33.25	85.9	82.4	84.5
02/21/2017 19:50	8.7	32.97	86.4	7.9	33.22	85.8	82.3	84.4
02/21/2017 20:00	8.7	32.92	86.2	7.9	33.17	85.7	82.2	84.3
02/21/2017 20:10	8.7	32.89	86.2	7.9	33.14	85.7	82.1	84.3
02/21/2017 20:20	8.7	32.85	86.2	7.9	33.13	85.7	82.0	84.2
02/21/2017 20:30	8.7	32.83	86.1	7.9	33.07	85.6	82.0	84.2
02/21/2017 20:40	8.7	32.81	86.0	7.9	33.05	85.5	81.9	84.1
02/21/2017 20:50	8.7	32.76	85.9	8.0	33.00	85.5	81.8	84.0
02/21/2017 21:00	8.7	32.73	85.9	7.9	32.97	85.4	81.7	83.9
02/21/2017 21:10	8.7	32.69	85.8	7.9	32.95	85.4	81.6	83.8
02/21/2017 21:20	8.7	32.69	85.8	7.9	32.93	85.3	81.5	83.7
02/21/2017 21:30	8.7	32.67	85.8	7.9	32.92	85.3	81.6	83.7

Date/Time	GW12i F	GW12i T	GW12o	GW13i F	GW13i T	GW13o	GW13i not used	Lno not used
02/21/2017 21:40	8.7	32.65	85.7	7.9	32.89	85.3	81.5	83.7
02/21/2017 21:50	8.7	32.61	85.7	7.9	32.85	85.2	81.4	83.7
02/21/2017 22:00	8.7	32.58	85.6	7.9	32.85	85.2	81.4	83.6
02/21/2017 22:10	8.7	32.55	85.6	7.9	32.83	85.2	81.3	83.5
02/21/2017 22:20	8.7	32.51	85.6	7.9	32.76	85.1	81.2	83.5
02/21/2017 22:30	8.7	32.44	85.5	7.9	32.70	85.0	81.0	83.4
02/21/2017 22:40	8.7	32.41	85.4	7.9	32.66	84.9	80.9	83.2
02/21/2017 22:50	8.7	32.41	85.3	7.9	32.65	84.8	80.9	83.2
02/21/2017 23:00	8.7	32.36	85.2	8.0	32.61	84.8	80.7	83.1
02/21/2017 23:10	8.7	32.37	85.2	7.9	32.61	84.8	80.8	83.0
02/21/2017 23:20	8.7	32.34	85.1	7.9	32.58	84.7	80.7	83.0
02/21/2017 23:30	8.7	32.33	85.1	7.9	32.58	84.7	80.7	82.9
02/21/2017 23:40	8.7	32.29	85.0	8.0	32.53	84.6	80.6	82.8
02/21/2017 23:50	8.7	32.25	85.0	7.9	32.51	84.5	80.5	82.7
02/22/2017 00:00	8.7	32.25	85.0	7.9	32.49	84.6	80.5	82.7
02/22/2017 00:10	8.7	32.24	84.9	7.9	32.49	84.5	80.5	82.6
02/22/2017 00:20	8.7	32.22	84.9	7.9	32.46	84.5	80.4	82.6
02/22/2017 00:30	8.7	32.21	84.8	7.9	32.45	84.4	80.4	82.6
02/22/2017 00:40	8.7	32.21	84.9	7.9	32.44	84.4	80.4	82.6
02/22/2017 00:50	8.7	32.16	84.8	8.0	32.40	84.4	80.3	82.5
02/22/2017 01:00	8.7	32.11	84.7	8.0	32.35	84.3	80.1	82.5
02/22/2017 01:10	8.7	32.07	84.7	8.0	32.30	84.3	80.0	82.4
02/22/2017 01:20	8.7	32.02	84.6	8.0	32.27	84.2	79.9	82.4
02/22/2017 01:30	8.7	31.98	84.5	7.9	32.23	84.1	79.8	82.3
02/22/2017 01:40	8.7	31.96	84.5	8.0	32.20	84.0	79.7	82.2
02/22/2017 01:50	8.7	31.92	84.4	7.9	32.16	83.9	79.6	82.1
02/22/2017 02:00	8.7	31.84	84.3	8.0	32.07	83.8	79.5	81.9
02/22/2017 02:10	8.7	31.83	84.2	8.0	32.06	83.8	79.3	81.8
02/22/2017 02:20	8.7	31.79	84.1	8.0	32.02	83.7	79.3	81.8
02/22/2017 02:30	8.7	31.68	84.0	8.0	31.89	83.6	79.0	81.6
02/22/2017 02:40	8.7	31.61	83.8	8.0	31.83	83.4	78.9	81.4
02/22/2017 02:50	8.7	31.57	83.7	8.0	31.78	83.3	78.8	81.3
02/22/2017 03:00	8.8	31.50	83.6	8.0	31.72	83.3	78.7	81.2
02/22/2017 03:10	8.7	31.46	83.5	8.0	31.69	83.2	78.5	81.1
02/22/2017 03:20	8.7	31.44	83.5	8.0	31.67	83.1	78.4	81.0

Date/Time	GW12i F	GW12i T	GW12o	GW13i F	GW13i T	GW13o	GW13i not used	Lno not used
02/22/2017 03:30	8.8	31.41	83.4	8.0	31.62	83.1	78.3	81.0
02/22/2017 03:40	8.8	31.41	83.4	8.0	31.64	83.0	78.3	80.9
02/22/2017 03:50	8.8	31.40	83.4	8.0	31.61	83.0	78.3	80.9
02/22/2017 04:00	8.8	31.38	83.3	8.0	31.59	83.0	78.3	80.9
02/22/2017 04:10	8.8	31.33	83.3	8.0	31.56	82.9	78.2	80.8
02/22/2017 04:20	8.8	31.30	83.3	8.0	31.53	82.9	78.1	80.7
02/22/2017 04:30	8.8	31.28	83.2	8.0	31.50	82.8	78.1	80.7
02/22/2017 04:40	8.8	31.26	83.1	8.0	31.47	82.7	78.0	80.6
02/22/2017 04:50	8.8	31.21	83.1	8.0	31.42	82.6	77.9	80.5
02/22/2017 05:00	8.8	31.20	83.0	8.0	31.41	82.6	77.8	80.4
02/22/2017 05:10	8.8	31.17	83.0	8.0	31.41	82.6	77.8	80.4
02/22/2017 05:20	8.8	31.16	82.9	8.0	31.39	82.6	77.7	80.4
02/22/2017 05:30	8.8	31.13	82.8	8.0	31.34	82.5	77.6	80.3
02/22/2017 05:40	8.8	31.07	82.8	8.0	31.28	82.4	77.5	80.2
02/22/2017 05:50	8.8	31.05	82.7	8.0	31.27	82.3	77.4	80.1
02/22/2017 06:00	8.8	31.02	82.6	8.0	31.24	82.3	77.4	80.0
02/22/2017 06:10	8.8	30.99	82.6	8.0	31.21	82.1	77.3	79.9
02/22/2017 06:20	8.8	31.00	82.5	8.0	31.21	82.1	77.2	79.9
02/22/2017 06:30	8.8	30.96	82.5	8.0	31.18	82.1	77.2	79.8
02/22/2017 06:40	8.8	30.97	82.4	8.0	31.18	82.1	77.3	79.7
02/22/2017 06:50	8.8	30.93	82.4	8.0	31.16	82.0	77.2	79.8
02/22/2017 07:00	8.8	30.91	82.4	8.0	31.13	82.0	77.1	79.7
02/22/2017 07:10	8.8	30.93	82.3	8.0	31.15	82.0	77.1	79.7
02/22/2017 07:20	8.8	30.93	82.3	8.0	31.15	81.9	77.1	79.7
02/22/2017 07:30	8.8	30.92	82.3	8.0	31.15	81.9	77.1	79.7
02/22/2017 07:40	8.8	30.93	82.3	8.0	31.17	81.9	77.2	79.7
02/22/2017 07:50	8.8	30.98	82.3	8.0	31.20	81.9	77.2	79.7
02/22/2017 08:00	8.8	30.98	82.3	8.0	31.21	82.0	77.3	79.7
02/22/2017 08:10	8.8	30.98	82.3	8.0	31.20	82.0	77.3	79.7
02/22/2017 08:20	8.8	31.00	82.3	8.0	31.21	82.0	77.3	79.7
02/22/2017 08:30	8.8	31.01	82.3	8.0	31.24	81.9	77.3	79.7
02/22/2017 08:40	8.8	31.04	82.4	8.0	31.26	82.0	77.5	79.8
02/22/2017 08:50	8.8	31.09	82.5	8.0	31.31	82.1	77.5	79.9
02/22/2017 09:00	8.8	31.12	82.5	8.0	31.33	82.1	77.5	80.0
02/22/2017 09:10	8.8	31.13	82.5	8.0	31.36	82.1	77.6	80.0

Date/Time	GW12i F	GW12i T	GW12o	GW13i F	GW13i T	GW13o	GW13i not used	Lno not used
02/22/2017 09:20	8.8	31.16	82.5	8.0	31.40	82.2	77.7	80.1
02/22/2017 09:30	8.8	31.20	82.6	8.0	31.42	82.2	77.8	80.2
02/22/2017 09:40	8.8	31.22	82.6	8.0	31.44	82.2	77.8	80.2
02/22/2017 09:50	8.8	31.25	82.7	8.0	31.48	82.3	77.9	80.2
02/22/2017 10:00	8.8	31.29	82.7	8.0	31.49	82.3	78.0	80.3
02/22/2017 10:10	8.8	31.27	82.7	8.0	31.49	82.3	78.0	80.3
02/22/2017 10:20	8.8	31.30	82.7	8.0	31.52	82.3	78.0	80.3
02/22/2017 10:30	8.8	31.35	82.8	8.0	31.57	82.4	78.1	80.4
02/22/2017 10:40	8.8	31.37	82.9	8.0	31.59	82.4	78.2	80.5
02/22/2017 10:50	8.8	31.38	82.9	8.0	31.61	82.4	78.3	80.5
02/22/2017 11:00	8.8	31.40	82.9	8.0	31.62	82.5	78.3	80.6
02/22/2017 11:10	8.8	31.41	82.9	8.0	31.65	82.5	78.3	80.6
02/22/2017 11:20	8.8	31.44	83.0	8.0	31.68	82.5	78.4	80.6
02/22/2017 11:30	8.8	31.49	83.0	8.0	31.70	82.6	78.5	80.8
02/22/2017 11:40	8.8	31.50	83.0	8.1	31.73	82.6	78.5	80.8
02/22/2017 11:50	8.8	31.56	83.1	8.0	31.80	82.7	78.7	80.9
02/22/2017 12:00	8.8	31.63	83.2	8.0	31.86	82.8	78.9	81.0
02/22/2017 12:10	8.8	31.66	83.3	8.0	31.91	82.9	79.0	81.1
02/22/2017 12:20	8.7	31.69	83.4	8.0	31.95	82.9	79.1	81.2
02/22/2017 12:30	8.8	31.77	83.5	8.0	32.03	83.0	79.2	81.4
02/22/2017 12:40	8.7	31.87	83.6	8.0	32.13	83.2	79.5	81.5
02/22/2017 12:50	8.7	31.96	83.7	8.0	32.22	83.3	79.7	81.8
02/22/2017 13:00	8.7	32.02	83.9	8.0	32.30	83.5	79.9	82.1
02/22/2017 13:10	8.7	32.14	84.1	8.0	32.42	83.7	80.2	82.4
02/22/2017 13:20	8.7	32.27	84.3	8.0	32.55	83.9	80.5	82.6
02/22/2017 13:30	8.7	32.41	84.5	8.0	32.68	84.1	80.8	82.8
02/22/2017 13:40	8.7	32.50	84.7	8.0	32.78	84.2	81.1	83.0
02/22/2017 13:50	8.7	32.58	84.9	8.0	32.87	84.4	81.3	83.3
02/22/2017 14:00	8.7	32.72	85.1	7.9	33.00	84.6	81.7	83.6
02/22/2017 14:10	8.7	32.81	85.3	7.9	33.11	84.7	81.9	83.8
02/22/2017 14:20	8.7	32.93	85.4	7.9	33.22	84.9	82.2	84.0
02/22/2017 14:30	8.7	33.05	85.7	7.9	33.36	85.2	82.5	84.3
02/22/2017 14:40	8.7	33.15	85.8	7.9	33.43	85.3	82.7	84.4
02/22/2017 14:50	8.7	33.19	85.9	7.9	33.47	85.4	82.8	84.4
02/22/2017 15:00	8.7	33.23	86.0	7.9	33.52	85.4	82.9	84.5

Date/Time	GW12i F	GW12i T	GW12o	GW13i F	GW13i T	GW13o	GW13i not used	Lno not used
02/22/2017 15:10	8.7	33.26	86.0	7.9	33.55	85.5	83.0	84.7
02/22/2017 15:20	8.7	33.34	86.2	7.9	33.64	85.7	83.3	84.9
02/22/2017 15:30	8.7	33.46	86.4	7.9	33.79	85.9	83.6	85.3
02/22/2017 15:40	8.7	33.62	86.7	7.9	33.96	86.1	84.1	85.6
02/22/2017 15:50	8.7	33.76	86.9	7.9	34.07	86.4	84.3	85.9
02/22/2017 16:00	8.7	33.82	87.0	7.9	34.12	86.5	84.5	85.9
02/22/2017 16:10	8.7	33.87	87.2	7.9	34.17	86.5	84.6	85.9
02/22/2017 16:20	8.7	33.91	87.2	7.9	34.19	86.6	84.7	86.0
02/22/2017 16:30	8.7	33.95	87.3	7.9	34.21	86.7	84.7	86.1
02/22/2017 16:40	8.7	33.97	87.4	7.9	34.24	86.8	84.8	86.1
02/22/2017 16:50	8.6	33.97	87.4	7.9	34.25	86.8	84.8	86.1
02/22/2017 17:00	8.6	33.97	87.4	7.9	34.26	86.8	84.8	86.2
02/22/2017 17:10	8.6	34.00	87.5	7.9	34.30	86.9	85.0	86.3
02/22/2017 17:20	8.6	34.05	87.6	7.9	34.33	87.0	85.1	86.4
02/22/2017 17:30	8.6	34.09	87.7	7.9	34.37	87.0	85.1	86.4
02/22/2017 17:40	8.6	34.09	87.8	7.9	34.37	87.1	85.2	86.5
02/22/2017 17:50	8.6	34.09	87.8	7.9	34.37	87.1	85.2	86.5
02/22/2017 18:00	8.6	34.07	87.7	7.9	34.32	87.1	85.1	86.4
02/22/2017 18:10	8.6	33.99	87.6	7.9	34.27	86.9	84.9	86.3
02/22/2017 18:20	8.6	33.98	87.6	7.9	34.25	86.9	84.9	86.2
02/22/2017 18:30	8.6	33.96	87.6	7.9	34.21	86.9	84.9	86.1
02/22/2017 18:40	8.6	33.90	87.5	7.9	34.16	86.8	84.7	86.1
02/22/2017 18:50	8.6	33.85	87.5	7.9	34.11	86.8	84.6	86.0
02/22/2017 19:00	8.6	33.81	87.4	7.9	34.06	86.7	84.5	85.9
02/22/2017 19:10	8.7	33.78	87.3	7.9	34.04	86.7	84.4	85.8
02/22/2017 19:20	8.6	33.77	87.3	7.9	34.02	86.6	84.4	85.8
02/22/2017 19:30	8.7	33.76	87.3	7.9	34.01	86.6	84.3	85.7
02/22/2017 19:40	8.7	33.72	87.2	7.9	33.98	86.6	84.2	85.6
02/22/2017 19:50	8.6	33.68	87.2	7.9	33.94	86.5	84.1	85.6
02/22/2017 20:00	8.7	33.65	87.1	7.9	33.91	86.4	84.0	85.5
02/22/2017 20:10	8.7	33.61	87.1	7.9	33.87	86.4	84.0	85.4
02/22/2017 20:20	8.6	33.57	87.0	7.9	33.84	86.4	83.8	85.3
02/22/2017 20:30	8.6	33.53	86.9	7.9	33.79	86.3	83.7	85.2
02/22/2017 20:40	8.6	33.50	86.9	7.9	33.75	86.3	83.6	85.2
02/22/2017 20:50	8.7	33.44	86.8	7.9	33.69	86.2	83.5	85.1

Date/Time	GW12i F	GW12i T	GW12o	GW13i F	GW13i T	GW13o	GW13i not used	Lno not used
02/22/2017 21:00	8.7	33.38	86.7	7.9	33.65	86.1	83.4	84.9
02/22/2017 21:10	8.7	33.35	86.7	7.9	33.59	86.1	83.3	84.9
02/22/2017 21:20	8.7	33.26	86.5	7.9	33.52	86.0	83.1	84.8
02/22/2017 21:30	8.7	33.23	86.4	7.9	33.48	85.9	82.9	84.6
02/22/2017 21:40	8.7	33.19	86.4	7.9	33.45	85.9	82.9	84.6
02/22/2017 21:50	8.7	33.16	86.3	7.9	33.41	85.8	82.7	84.5
02/22/2017 22:00	8.7	33.11	86.2	7.9	33.37	85.8	82.7	84.4
02/22/2017 22:10	8.7	33.07	86.1	7.9	33.31	85.6	82.6	84.3
02/22/2017 22:20	8.7	33.01	86.0	7.9	33.26	85.5	82.4	84.2
02/22/2017 22:30	8.7	32.98	85.9	7.9	33.22	85.5	82.3	84.1
02/22/2017 22:40	8.7	32.93	85.9	7.9	33.17	85.4	82.2	84.0
02/22/2017 22:50	8.7	32.87	85.8	7.9	33.12	85.3	82.1	83.9
02/22/2017 23:00	8.7	32.81	85.7	7.9	33.06	85.2	81.9	83.8
02/22/2017 23:10	8.7	32.78	85.7	7.9	33.01	85.2	81.8	83.7
02/22/2017 23:20	8.7	32.72	85.6	7.9	32.96	85.1	81.7	83.5
02/22/2017 23:30	8.7	32.68	85.5	7.9	32.92	85.0	81.6	83.5
02/22/2017 23:40	8.7	32.63	85.4	7.9	32.87	85.0	81.4	83.3
02/22/2017 23:50	8.7	32.56	85.3	7.9	32.83	84.9	81.3	83.3
02/23/2017 00:00	8.7	32.53	85.2	7.9	32.78	84.8	81.2	83.2
02/23/2017 00:10	8.7	32.49	85.1	7.9	32.74	84.7	81.1	83.1
02/23/2017 00:20	8.7	32.45	85.0	7.9	32.69	84.6	81.0	82.9
02/23/2017 00:30	8.7	32.41	84.9	7.9	32.65	84.6	80.9	82.9
02/23/2017 00:40	8.7	32.37	84.9	7.9	32.62	84.5	80.8	82.8
02/23/2017 00:50	8.7	32.33	84.8	7.9	32.57	84.5	80.7	82.7
02/23/2017 01:00	8.7	32.30	84.8	7.9	32.54	84.5	80.6	82.6
02/23/2017 01:10	8.7	32.26	84.8	7.9	32.52	84.4	80.5	82.6
02/23/2017 01:20	8.7	32.25	84.7	7.9	32.49	84.3	80.5	82.6
02/23/2017 01:30	8.7	32.23	84.7	7.9	32.49	84.3	80.4	82.5
02/23/2017 01:40	8.7	32.21	84.7	7.9	32.45	84.2	80.3	82.4
02/23/2017 01:50	8.7	32.19	84.6	7.9	32.44	84.2	80.3	82.4
02/23/2017 02:00	8.7	32.16	84.6	7.9	32.41	84.2	80.3	82.3
02/23/2017 02:10	8.7	32.14	84.6	8.0	32.41	84.2	80.3	82.3
02/23/2017 02:20	8.7	32.13	84.5	8.0	32.40	84.2	80.2	82.3
02/23/2017 02:30	8.7	32.13	84.5	8.0	32.38	84.1	80.2	82.3
02/23/2017 02:40	8.7	32.11	84.5	8.0	32.35	84.1	80.1	82.3

Date/Time	GW12i F	GW12i T	GW12o	GW13i F	GW13i T	GW13o	GW13i not used	Lno not used
02/23/2017 02:50	8.7	32.08	84.4	8.0	32.32	84.0	80.1	82.3
02/23/2017 03:00	8.7	31.96	84.3	8.0	32.19	83.9	79.8	82.0
02/23/2017 03:10	8.7	31.90	84.2	8.0	32.14	83.8	79.7	82.0
02/23/2017 03:20	8.7	31.82	84.0	8.0	32.05	83.6	79.4	81.7
02/23/2017 03:30	8.7	31.78	83.9	8.0	32.01	83.5	79.3	81.6
02/23/2017 03:40	8.7	31.75	83.9	8.0	31.98	83.5	79.2	81.5
02/23/2017 03:50	8.7	31.69	83.8	8.0	31.92	83.4	79.1	81.5
02/23/2017 04:00	8.7	31.65	83.7	8.0	31.89	83.3	79.0	81.4
02/23/2017 04:10	8.7	31.64	83.7	8.0	31.86	83.3	79.0	81.3
02/23/2017 04:20	8.7	31.61	83.6	8.0	31.82	83.2	78.9	81.3
02/23/2017 04:30	8.7	31.57	83.5	8.0	31.80	83.2	78.8	81.2
02/23/2017 04:40	8.7	31.54	83.4	8.0	31.75	83.1	78.7	81.1
02/23/2017 04:50	8.7	31.50	83.4	8.0	31.73	83.0	78.6	81.0
02/23/2017 05:00	8.7	31.47	83.3	8.0	31.69	83.0	78.5	81.0
02/23/2017 05:10	8.7	31.43	83.3	8.0	31.66	82.9	78.4	80.9
02/23/2017 05:20	8.7	31.41	83.2	8.0	31.63	82.8	78.4	80.8
02/23/2017 05:30	8.7	31.40	83.2	8.0	31.61	82.8	78.3	80.8
02/23/2017 05:40	8.7	31.37	83.1	8.0	31.59	82.8	78.3	80.7
02/23/2017 05:50	8.7	31.34	83.1	8.0	31.55	82.7	78.2	80.7
02/23/2017 06:00	8.7	31.32	83.0	8.0	31.54	82.7	78.1	80.7
02/23/2017 06:10	8.7	31.29	83.0	8.0	31.53	82.7	78.1	80.5
02/23/2017 06:20	8.7	31.30	83.0	8.0	31.53	82.6	78.1	80.5
02/23/2017 06:30	8.7	31.29	82.9	8.0	31.51	82.6	78.0	80.5
02/23/2017 06:40	8.7	31.23	82.9	8.0	31.44	82.5	77.8	80.4
02/23/2017 06:50	8.7	31.24	82.8	8.0	31.45	82.4	77.9	80.3
02/23/2017 07:00	8.7	31.22	82.8	8.0	31.45	82.4	77.8	80.3
02/23/2017 07:10	8.7	31.21	82.7	8.0	31.43	82.4	77.8	80.2
02/23/2017 07:20	8.7	31.20	82.7	8.0	31.41	82.4	77.8	80.2
02/23/2017 07:30	8.7	31.21	82.7	8.0	31.44	82.4	77.9	80.2
02/23/2017 07:40	8.7	31.25	82.8	8.0	31.48	82.4	77.9	80.2
02/23/2017 07:50	8.7	31.29	82.8	8.0	31.51	82.5	78.0	80.3
02/23/2017 08:00	8.7	31.33	82.8	8.0	31.56	82.5	78.2	80.4
02/23/2017 08:10	8.7	31.38	82.9	8.0	31.61	82.5	78.2	80.6
02/23/2017 08:20	8.7	31.41	83.0	8.0	31.64	82.6	78.3	80.7
02/23/2017 08:30	8.7	31.43	83.0	8.0	31.68	82.7	78.4	80.7

Date/Time	GW12i F	GW12i T	GW12o	GW13i F	GW13i T	GW13o	GW13i not used	Lno not used
02/23/2017 08:40	8.7	31.42	83.0	8.0	31.66	82.7	78.4	80.8
02/23/2017 08:50	8.7	31.48	83.1	8.0	31.71	82.7	78.5	80.8
02/23/2017 09:00	8.7	31.57	83.2	8.0	31.80	82.9	78.8	81.1
02/23/2017 09:10	8.7	31.69	83.4	8.0	31.94	83.0	79.0	81.3
02/23/2017 09:20	8.7	31.80	83.6	8.0	32.07	83.2	79.3	81.5
02/23/2017 09:30	8.7	31.90	83.7	8.0	32.17	83.4	79.5	81.8
02/23/2017 09:40	8.7	32.04	83.9	8.0	32.31	83.5	79.9	82.0
02/23/2017 09:50	8.7	32.16	84.2	8.0	32.44	83.7	80.2	82.3
02/23/2017 10:00	8.7	32.26	84.4	8.0	32.54	83.9	80.4	82.5
02/23/2017 10:10	8.7	32.38	84.5	8.0	32.65	84.0	80.7	82.8
02/23/2017 10:20	8.7	32.51	84.7	8.0	32.79	84.3	81.0	83.1
02/23/2017 10:30	8.7	32.64	84.9	8.0	32.91	84.5	81.4	83.4
02/23/2017 10:40	8.7	32.75	85.1	7.9	33.02	84.7	81.7	83.6
02/23/2017 10:50	8.7	32.86	85.4	7.9	33.14	84.9	82.0	83.8
02/23/2017 11:00	8.7	32.99	85.5	7.9	33.26	85.1	82.3	84.1
02/23/2017 11:10	8.7	33.07	85.7	7.9	33.33	85.2	82.4	84.1
02/23/2017 11:20	8.7	33.18	85.9	7.9	33.46	85.4	82.8	84.5
02/23/2017 11:30	8.7	33.34	86.1	7.9	33.62	85.6	83.3	85.0
02/23/2017 11:40	8.7	33.48	86.4	7.9	33.76	85.9	83.6	85.2
02/23/2017 11:50	8.7	33.60	86.6	7.9	33.88	86.1	83.9	85.4
02/23/2017 12:00	8.7	33.70	86.8	7.9	33.98	86.2	84.1	85.6
02/23/2017 12:10	8.7	33.81	87.0	7.9	34.10	86.5	84.4	85.8
02/23/2017 12:20	8.7	33.88	87.1	7.9	34.17	86.6	84.6	86.0
02/23/2017 12:30	8.7	33.91	87.2	7.9	34.17	86.6	84.6	86.0
02/23/2017 12:40	8.6	33.93	87.3	7.9	34.20	86.6	84.7	86.0
02/23/2017 12:50	8.7	33.95	87.3	7.9	34.22	86.7	84.8	86.2
02/23/2017 13:00	8.6	33.98	87.4	7.9	34.26	86.8	84.8	86.3
02/23/2017 13:10	8.6	34.04	87.5	7.9	34.32	86.9	85.0	86.4
02/23/2017 13:20	8.6	34.09	87.6	7.9	34.36	87.0	85.2	86.5
02/23/2017 13:30	8.6	34.12	87.7	7.9	34.42	87.1	85.2	86.6
02/23/2017 13:40	8.6	34.17	87.8	7.9	34.46	87.2	85.3	86.8
02/23/2017 13:50	8.6	34.21	87.9	7.9	34.47	87.2	85.4	86.9
02/23/2017 14:00	8.6	34.20	87.9	7.9	34.47	87.2	85.4	86.8
02/23/2017 14:10	8.8	34.21	87.9	7.9	34.47	87.2	85.4	86.7
02/23/2017 14:20	9.0	34.21	88.0	8.0	34.49	87.3	85.5	86.7

Date/Time	GW12i F	GW12i T	GW12o	GW13i F	GW13i T	GW13o	GW13i not used	Lno not used
02/23/2017 14:30	9.0	34.24	88.0	8.0	34.52	87.3	85.5	86.8
02/23/2017 14:40	9.0	34.27	88.1	8.0	34.56	87.3	85.6	86.9
02/23/2017 14:50	9.0	34.28	88.1	8.0	34.58	87.4	85.6	86.9
02/23/2017 15:00	9.0	34.34	88.2	8.0	34.62	87.5	85.7	87.1
02/23/2017 15:10	9.0	34.40	88.3	8.0	34.70	87.6	85.9	87.3
02/23/2017 15:20	8.9	34.48	88.5	8.0	34.79	87.8	86.2	87.5
02/23/2017 15:30	8.9	34.53	88.5	8.0	34.84	87.9	86.3	87.6
02/23/2017 15:40	8.9	34.53	88.6	8.0	34.85	87.9	86.3	87.5
02/23/2017 15:50	8.9	34.57	88.6	8.0	34.86	88.0	86.4	87.6
02/23/2017 16:00	8.9	34.55	88.7	8.0	34.83	88.0	86.3	87.6
02/23/2017 16:10	8.9	34.50	88.6	8.0	34.77	87.9	86.2	87.4
02/23/2017 16:20	8.9	34.40	88.5	8.0	34.67	87.8	86.0	87.2
02/23/2017 16:30	8.9	34.32	88.3	8.0	34.58	87.6	85.7	87.1
02/23/2017 16:40	8.9	34.24	88.2	8.0	34.49	87.5	85.5	86.9
02/23/2017 16:50	1.8	32.68	83.1	1.6	33.06	84.6	84.6	86.5
02/23/2017 17:00	2.3	30.48	74.0	2.3	30.66	78.3	73.8	85.8
02/23/2017 17:10	8.4	33.56	85.0	8.1	33.91	87.3	82.9	85.8
02/23/2017 17:20	8.4	33.65	87.5	8.1	33.93	86.6	84.1	86.0
02/23/2017 17:30	7.2	33.65	86.6	6.9	33.91	86.7	84.1	85.8
02/23/2017 17:40	6.5	33.27	85.2	6.5	33.54	85.9	82.1	85.6
02/23/2017 17:50	8.5	33.59	87.4	8.3	33.85	86.5	83.9	85.5
02/23/2017 18:00	8.5	33.55	87.3	8.2	33.81	86.6	83.8	85.5
02/23/2017 18:10	8.5	33.53	87.2	8.2	33.78	86.5	83.7	85.4
02/23/2017 18:20	8.5	33.50	87.1	8.2	33.76	86.5	83.6	85.4
02/23/2017 18:30	8.6	33.47	87.0	8.2	33.73	86.4	83.6	85.3
02/23/2017 18:40	8.6	33.45	87.0	8.1	33.70	86.4	83.5	85.2
02/23/2017 18:50	8.6	33.44	87.0	8.1	33.69	86.3	83.5	85.2
02/23/2017 19:00	8.6	33.41	86.9	8.1	33.69	86.3	83.5	85.2
02/23/2017 19:10	8.6	33.38	86.8	8.1	33.66	86.3	83.4	85.0
02/23/2017 19:20	8.6	33.37	86.8	8.1	33.65	86.3	83.3	85.0
02/23/2017 19:30	8.6	33.37	86.8	8.1	33.62	86.3	83.4	85.0
02/23/2017 19:40	8.6	33.37	86.7	8.1	33.61	86.3	83.3	85.0
02/23/2017 19:50	8.6	33.36	86.7	8.1	33.61	86.3	83.3	84.9
02/23/2017 20:00	8.6	33.33	86.7	8.1	33.60	86.3	83.3	85.0
02/23/2017 20:10	8.6	33.33	86.7	8.1	33.58	86.2	83.2	84.9

Date/Time	GW12i F	GW12i T	GW12o	GW13i F	GW13i T	GW13o	GW13i not used	Lno not used
02/23/2017 20:20	8.6	33.30	86.6	8.1	33.57	86.2	83.1	84.9
02/23/2017 20:30	8.6	33.29	86.6	8.1	33.57	86.1	83.1	84.8
02/23/2017 20:40	8.6	33.29	86.6	8.0	33.55	86.1	83.1	84.8
02/23/2017 20:50	8.6	33.26	86.6	8.0	33.53	86.1	83.1	84.8
02/23/2017 21:00	8.6	33.25	86.5	8.0	33.51	86.1	83.0	84.7
02/23/2017 21:10	8.6	33.24	86.4	8.0	33.49	86.1	83.0	84.7
02/23/2017 21:20	8.6	33.21	86.5	8.0	33.48	86.0	83.0	84.7
02/23/2017 21:30	8.6	33.21	86.4	8.0	33.45	86.0	82.9	84.6
02/23/2017 21:40	8.6	33.18	86.4	8.0	33.44	86.0	82.9	84.6
02/23/2017 21:50	8.6	33.17	86.3	8.0	33.41	86.0	82.8	84.5
02/23/2017 22:00	8.6	33.15	86.3	8.0	33.41	85.9	82.8	84.5
02/23/2017 22:10	8.6	33.13	86.3	8.0	33.41	85.9	82.8	84.5
02/23/2017 22:20	8.6	33.13	86.3	8.0	33.40	86.0	82.7	84.4
02/23/2017 22:30	8.6	33.11	86.3	8.0	33.37	85.9	82.7	84.4
02/23/2017 22:40	8.6	33.09	86.3	8.0	33.37	85.9	82.7	84.4
02/23/2017 22:50	8.6	33.09	86.2	8.0	33.36	85.9	82.7	84.4
02/23/2017 23:00	8.6	33.09	86.2	8.0	33.33	85.8	82.5	84.4
02/23/2017 23:10	8.7	33.09	86.2	8.0	33.33	85.8	82.6	84.4
02/23/2017 23:20	8.7	33.06	86.1	8.0	33.30	85.8	82.5	84.3
02/23/2017 23:30	8.7	33.05	86.2	8.0	33.29	85.8	82.5	84.2
02/23/2017 23:40	8.7	33.02	86.1	8.0	33.27	85.7	82.5	84.2
02/23/2017 23:50	8.7	33.01	86.1	8.0	33.27	85.7	82.5	84.2
02/24/2017 00:00	8.9	33.01	86.1	8.0	33.26	85.7	82.4	84.2
02/24/2017 00:10	8.9	33.01	86.1	8.0	33.25	85.7	82.4	84.2
02/24/2017 00:20	8.9	33.01	86.1	8.0	33.26	85.7	82.4	84.1
02/24/2017 00:30	8.9	33.01	86.1	8.0	33.27	85.7	82.5	84.2
02/24/2017 00:40	8.9	33.01	86.1	8.0	33.25	85.8	82.5	84.2
02/24/2017 00:50	8.9	33.01	86.0	8.0	33.26	85.8	82.4	84.2
02/24/2017 01:00	8.9	33.01	86.0	8.0	33.25	85.7	82.4	84.2
02/24/2017 01:10	8.9	33.01	86.0	7.9	33.25	85.7	82.4	84.1
02/24/2017 01:20	8.9	33.01	86.0	8.0	33.25	85.7	82.4	84.1
02/24/2017 01:30	8.9	33.01	86.0	8.0	33.25	85.7	82.4	84.2
02/24/2017 01:40	8.9	33.01	86.0	8.0	33.26	85.8	82.5	84.1
02/24/2017 01:50	8.9	33.02	86.0	8.0	33.26	85.7	82.4	84.2
02/24/2017 02:00	8.9	33.03	86.0	8.0	33.29	85.8	82.5	84.1

Date/Time	GW12i F	GW12i T	GW12o	GW13i F	GW13i T	GW13o	GW13i not used	Lno not used
02/24/2017 02:10	8.9	33.05	86.0	8.0	33.29	85.7	82.5	84.1
02/24/2017 02:20	8.9	33.02	86.0	8.0	33.27	85.7	82.4	84.1
02/24/2017 02:30	8.9	33.01	86.0	8.0	33.27	85.7	82.4	--------
02/24/2017 02:40	8.9	33.02	86.0	7.9	33.29	85.7	82.5	--------
02/24/2017 02:50	8.9	33.04	86.0	8.0	33.29	85.7	82.5	84.2
02/24/2017 03:00	8.9	33.05	86.0	8.0	33.29	85.8	82.5	84.2
02/24/2017 03:10	8.9	33.05	86.0	8.0	33.30	85.8	82.5	84.2
02/24/2017 03:20	8.9	33.07	86.0	7.9	33.32	85.8	82.6	84.2
02/24/2017 03:30	8.9	33.09	86.1	7.9	33.33	85.8	82.6	84.2
02/24/2017 03:40	8.9	33.08	86.1	7.9	33.33	85.8	82.5	84.2
02/24/2017 03:50	8.9	33.06	86.1	7.9	33.31	85.8	82.5	84.2
02/24/2017 04:00	8.9	33.05	86.1	7.9	33.30	85.7	82.5	84.2
02/24/2017 04:10	8.9	33.04	86.1	7.9	33.29	85.7	82.5	84.2
02/24/2017 04:20	8.9	33.01	86.0	7.9	33.27	85.7	82.4	84.2
02/24/2017 04:30	8.9	33.01	85.9	7.9	33.25	85.7	82.4	84.1
02/24/2017 04:40	8.9	33.00	86.0	7.9	33.25	85.7	82.4	84.1
02/24/2017 04:50	8.9	32.97	86.0	7.9	33.24	85.6	82.3	84.1
02/24/2017 05:00	8.9	32.97	85.9	7.9	33.22	85.6	82.3	84.1
02/24/2017 05:10	8.9	32.97	85.9	7.9	33.21	85.6	82.3	84.1
02/24/2017 05:20	8.9	32.97	85.9	7.9	33.21	85.6	82.2	84.0
02/24/2017 05:30	8.9	32.94	85.8	7.9	33.17	85.5	82.2	84.0
02/24/2017 05:40	8.9	32.93	85.9	7.9	33.17	85.5	82.2	83.9
02/24/2017 05:50	8.9	32.92	85.8	7.9	33.17	85.5	82.2	83.9
02/24/2017 06:00	8.9	32.90	85.8	7.9	33.15	85.5	82.1	83.9
02/24/2017 06:10	8.9	32.89	85.8	7.9	33.13	85.5	82.1	83.9
02/24/2017 06:20	8.9	32.89	85.8	7.9	33.13	85.5	82.1	83.8
02/24/2017 06:30	8.9	32.86	85.7	7.9	33.13	85.5	82.1	83.8
02/24/2017 06:40	8.9	32.85	85.7	7.9	33.11	85.4	82.0	83.8
02/24/2017 06:50	8.9	32.84	85.7	7.9	33.09	85.4	82.0	83.7
02/24/2017 07:00	8.9	32.81	85.7	7.9	33.09	85.3	82.0	83.7
02/24/2017 07:10	8.9	32.81	85.7	7.9	33.09	85.4	82.0	83.7
02/24/2017 07:20	8.9	32.81	85.6	7.9	33.06	85.4	81.9	83.7
02/24/2017 07:30	8.9	32.81	85.6	7.9	33.05	85.3	81.9	83.7
02/24/2017 07:40	8.9	32.81	85.6	7.9	33.05	85.3	81.9	83.6
02/24/2017 07:50	8.9	32.81	85.6	7.9	33.08	85.4	81.9	83.7

Date/Time	GW12i F	GW12i T	GW12o	GW13i F	GW13i T	GW13o	GW13i not used	Lno not used
02/24/2017 08:00	8.9	32.82	85.6	7.9	33.09	85.4	81.9	83.7
02/24/2017 08:10	8.9	32.83	85.7	7.9	33.09	85.4	82.0	83.7
02/24/2017 08:20	8.9	32.84	85.6	7.9	33.11	85.4	82.0	83.7
02/24/2017 08:30	8.9	32.85	85.7	7.9	33.13	85.4	82.0	83.7
02/24/2017 08:40	8.9	32.85	85.7	7.9	33.13	85.4	82.0	83.8
02/24/2017 08:50	8.9	32.88	85.7	7.9	33.13	85.4	82.1	83.8
02/24/2017 09:00	8.9	32.89	85.7	7.9	33.14	85.4	82.1	83.8
02/24/2017 09:10	8.9	32.89	85.7	7.9	33.15	85.4	82.1	83.8
02/24/2017 09:20	8.9	32.89	85.7	7.9	33.14	85.4	82.1	83.8
02/24/2017 09:30	8.9	32.87	85.7	7.9	33.13	85.4	82.0	83.9
02/24/2017 09:40	8.9	32.79	85.6	7.9	33.05	85.4	82.0	83.8
02/24/2017 09:50	8.9	32.59	85.3	8.0	32.86	85.0	81.4	83.5
02/24/2017 10:00	8.9	32.55	85.1	8.0	32.81	84.9	81.2	83.3
02/24/2017 10:10	8.9	32.47	85.0	7.9	32.72	84.8	81.0	83.2
02/24/2017 10:20	8.9	32.38	84.9	8.0	32.62	84.6	80.8	83.0
02/24/2017 10:30	9.0	32.25	84.7	8.0	32.49	84.4	80.5	82.7
02/24/2017 10:40	8.9	32.16	84.5	8.0	32.39	84.2	80.2	82.5
02/24/2017 10:50	9.0	32.05	84.3	8.0	32.28	84.1	80.0	82.3
02/24/2017 11:00	9.0	31.98	84.2	8.0	32.23	83.9	79.8	82.1
02/24/2017 11:10	9.0	31.91	84.0	8.0	32.14	83.8	79.6	82.0
02/24/2017 11:20	9.0	31.80	83.9	8.0	32.03	83.6	79.3	81.7
02/24/2017 11:30	9.0	31.69	83.7	8.0	31.93	83.5	79.0	81.5
02/24/2017 11:40	9.0	31.61	83.5	8.0	31.82	83.3	78.9	81.3
02/24/2017 11:50	9.0	31.56	83.4	8.0	31.77	83.2	78.7	81.1
02/24/2017 12:00	9.0	31.54	83.3	8.0	31.75	83.2	78.6	81.1
02/24/2017 12:10	9.0	31.48	83.3	8.0	31.69	83.1	78.5	80.9
02/24/2017 12:20	9.0	31.45	83.2	8.0	31.66	83.0	78.4	80.9
02/24/2017 12:30	9.0	31.45	83.2	8.0	31.67	83.0	78.4	81.0
02/24/2017 12:40	9.0	31.42	83.2	8.0	31.66	83.0	78.4	81.0
02/24/2017 12:50	9.0	31.39	83.1	8.0	31.61	82.8	78.3	80.8
02/24/2017 13:00	9.0	31.35	82.9	8.0	31.56	82.8	78.1	80.7
02/24/2017 13:10	9.0	31.31	83.0	8.0	31.53	82.7	78.1	80.6
02/24/2017 13:20	9.0	31.24	82.8	8.0	31.45	82.6	77.9	80.5
02/24/2017 13:30	9.0	31.22	82.7	8.0	31.43	82.6	77.9	80.3
02/24/2017 13:40	9.0	31.18	82.7	8.0	31.40	82.5	77.8	80.3

Date/Time	GW12i F	GW12i T	GW12o	GW13i F	GW13i T	GW13o	GW13i not used	Lno not used
02/24/2017 13:50	9.0	31.17	82.7	8.0	31.41	82.4	77.8	80.3
02/24/2017 14:00	9.0	31.20	82.7	8.0	31.42	82.4	77.8	80.4
02/24/2017 14:10	9.0	31.23	82.7	8.0	31.45	82.5	77.8	80.4
02/24/2017 14:20	9.0	31.22	82.7	8.0	31.44	82.5	77.8	80.4
02/24/2017 14:30	9.0	31.25	82.7	8.0	31.47	82.5	77.9	80.4
02/24/2017 14:40	9.0	31.27	82.7	8.0	31.49	82.6	78.0	80.5
02/24/2017 14:50	9.0	31.29	82.7	8.0	31.53	82.6	78.1	80.6
02/24/2017 15:00	9.0	31.32	82.8	8.0	31.54	82.6	78.1	80.6
02/24/2017 15:10	9.0	31.30	82.7	8.0	31.53	82.6	78.0	80.5
02/24/2017 15:20	9.0	31.34	82.8	8.0	31.57	82.6	78.2	80.6
02/24/2017 15:30	9.0	31.35	82.8	8.0	31.58	82.7	78.2	80.7
02/24/2017 15:40	9.0	31.38	82.8	8.0	31.61	82.6	78.2	80.7
02/24/2017 15:50	9.0	31.37	82.8	8.0	31.60	82.6	78.3	80.6
02/24/2017 16:00	9.0	31.37	82.8	8.0	31.60	82.6	78.2	80.6
02/24/2017 16:10	9.0	31.31	82.8	8.0	31.54	82.5	78.0	80.5
02/24/2017 16:20	9.0	31.30	82.7	8.0	31.53	82.5	78.1	80.5
02/24/2017 16:30	9.0	31.25	82.7	8.0	31.48	82.4	77.9	80.4
02/24/2017 16:40	9.0	31.19	82.5	8.0	31.42	82.3	77.8	80.3
02/24/2017 16:50	9.0	31.11	82.4	8.0	31.32	82.1	77.5	80.0
02/24/2017 17:00	9.0	31.03	82.2	8.0	31.24	82.0	77.3	79.8
02/24/2017 17:10	9.0	30.90	82.0	8.0	31.12	81.8	77.0	79.6
02/24/2017 17:20	9.0	30.79	81.8	8.0	31.02	81.6	76.8	79.4
02/24/2017 17:30	9.0	30.65	81.6	8.0	30.86	81.4	76.5	79.1
02/24/2017 17:40	9.0	30.51	81.4	8.0	30.73	81.1	76.1	78.7
02/24/2017 17:50	9.0	30.39	81.1	8.0	30.59	80.9	75.8	78.4
02/24/2017 18:00	9.0	30.28	80.9	8.1	30.48	80.7	75.5	78.2
02/24/2017 18:10	9.0	30.16	80.8	8.1	30.37	80.6	75.3	78.0
02/24/2017 18:20	9.0	30.06	80.6	8.1	30.26	80.4	75.0	77.7
02/24/2017 18:30	9.0	29.96	80.4	8.1	30.17	80.2	74.7	77.6
02/24/2017 18:40	9.0	29.88	80.2	8.1	30.08	80.0	74.5	77.4
02/24/2017 18:50	9.0	29.80	80.0	8.1	29.99	79.9	74.3	77.1
02/24/2017 19:00	9.0	29.73	79.9	8.1	29.93	79.8	74.1	76.9
02/24/2017 19:10	9.0	29.65	79.7	8.1	29.86	79.6	73.9	76.8
02/24/2017 19:20	9.0	29.59	79.6	8.1	29.81	79.6	73.8	76.7
02/24/2017 19:30	9.0	29.55	79.5	8.1	29.75	79.5	73.6	76.6

Date/Time	GW12i F	GW12i T	GW12o	GW13i F	GW13i T	GW13o	GW13i not used	Lno not used
02/24/2017 19:40	9.0	29.49	79.4	8.1	29.70	79.3	73.5	76.5
02/24/2017 19:50	9.0	29.44	79.3	8.1	29.65	79.3	73.4	76.3
02/24/2017 20:00	9.0	29.38	79.2	8.1	29.59	79.1	73.2	76.1
02/24/2017 20:10	9.0	29.32	79.0	8.1	29.52	79.0	73.0	76.0
02/24/2017 20:20	9.1	29.21	78.8	8.1	29.43	78.8	72.8	75.8
02/24/2017 20:30	9.1	29.09	78.5	8.1	29.29	78.5	72.5	75.6
02/24/2017 20:40	9.1	28.98	78.3	8.1	29.18	78.3	72.2	75.3
02/24/2017 20:50	9.1	28.86	78.1	8.1	29.06	78.1	72.0	75.0
02/24/2017 21:00	9.1	28.77	77.9	8.1	28.96	77.9	71.8	74.8
02/24/2017 21:10	9.1	28.67	77.7	8.1	28.87	77.7	71.5	74.6
02/24/2017 21:20	9.1	28.57	77.5	8.1	28.77	77.5	71.2	74.4
02/24/2017 21:30	9.1	28.43	77.2	8.1	28.62	77.3	70.9	74.1
02/24/2017 21:40	9.1	28.31	77.0	8.1	28.51	77.0	70.6	73.7
02/24/2017 21:50	9.1	28.20	76.8	8.1	28.39	76.8	70.3	73.5
02/24/2017 22:00	9.1	28.07	76.5	8.1	28.26	76.6	69.9	73.3
02/24/2017 22:10	9.1	27.95	76.2	8.1	28.13	76.3	69.6	73.0
02/24/2017 22:20	9.1	27.83	76.0	8.1	28.02	76.2	69.4	72.8
02/24/2017 22:30	9.1	27.67	75.7	8.1	27.86	75.9	69.0	72.4
02/24/2017 22:40	9.1	27.57	75.5	8.1	27.74	75.7	68.7	72.1
02/24/2017 22:50	9.1	27.45	75.3	8.1	27.61	75.4	68.3	71.9
02/24/2017 23:00	9.1	27.31	75.0	8.1	27.48	75.2	68.0	71.5
02/24/2017 23:10	9.1	27.20	74.7	8.1	27.37	74.9	67.7	71.3
02/24/2017 23:20	9.1	27.08	74.6	8.1	27.26	74.8	67.4	71.1
02/24/2017 23:30	9.1	26.98	74.4	8.1	27.16	74.6	67.2	70.8
02/24/2017 23:40	9.1	26.87	74.1	8.1	27.05	74.3	66.9	70.5
02/24/2017 23:50	9.1	26.77	73.9	8.2	26.95	74.2	66.7	70.3
02/25/2017 00:00	9.1	26.69	73.7	8.2	26.86	74.0	66.4	70.1
02/25/2017 00:10	9.1	26.62	73.6	8.2	26.80	73.8	66.3	69.9
02/25/2017 00:20	9.1	26.55	73.4	8.2	26.73	73.7	66.1	69.8
02/25/2017 00:30	9.1	26.44	73.2	8.2	26.61	73.5	65.8	69.6
02/25/2017 00:40	9.1	26.32	73.0	8.2	26.50	73.2	65.5	69.2
02/25/2017 00:50	9.1	26.22	72.8	8.2	26.40	73.0	65.4	69.1
02/25/2017 01:00	9.2	26.17	72.6	8.2	26.34	72.9	65.2	68.9
02/25/2017 01:10	9.1	26.10	72.4	8.2	26.27	72.8	65.0	68.8
02/25/2017 01:20	9.1	26.01	72.2	8.2	26.18	72.6	64.8	68.6

Date/Time	GW12i F	GW12i T	GW12o	GW13i F	GW13i T	GW13o	GW13i not used	Lno not used
02/25/2017 01:30	9.1	25.91	72.0	8.2	26.09	72.4	64.5	68.3
02/25/2017 01:40	9.1	25.85	71.9	8.2	26.02	72.3	64.4	68.1
02/25/2017 01:50	9.1	25.76	71.7	8.2	25.94	72.1	64.2	67.9
02/25/2017 02:00	9.2	25.70	71.6	8.2	25.87	71.9	63.9	67.8
02/25/2017 02:10	9.2	25.62	71.5	8.2	25.81	71.7	63.8	67.6
02/25/2017 02:20	9.2	25.56	71.2	8.2	25.75	71.6	63.7	67.5
02/25/2017 02:30	9.2	25.51	71.1	8.2	25.69	71.5	63.5	67.3
02/25/2017 02:40	9.2	25.46	71.0	8.2	25.64	71.5	63.4	67.2
02/25/2017 02:50	9.2	25.39	70.8	8.2	25.57	71.3	63.2	67.1
02/25/2017 03:00	9.2	25.34	70.7	8.2	25.53	71.1	63.0	66.9
02/25/2017 03:10	9.2	25.29	70.6	8.2	25.46	71.0	62.9	66.8
02/25/2017 03:20	9.2	25.23	70.4	8.2	25.41	70.9	62.8	66.6
02/25/2017 03:30	9.2	25.18	70.4	8.2	25.36	70.7	62.7	66.5
02/25/2017 03:40	9.2	25.14	70.2	8.2	25.32	70.7	62.6	66.5
02/25/2017 03:50	9.2	25.09	70.1	8.2	25.28	70.5	62.5	66.4
02/25/2017 04:00	9.2	25.08	70.1	8.2	25.25	70.5	62.4	66.3
02/25/2017 04:10	9.2	25.04	70.0	8.2	25.21	70.3	62.3	66.2
02/25/2017 04:20	9.2	25.01	69.9	8.2	25.19	70.3	62.2	66.1
02/25/2017 04:30	9.2	24.95	69.7	8.2	25.13	70.2	62.1	65.9
02/25/2017 04:40	9.2	24.94	69.7	8.2	25.11	70.1	62.0	66.0
02/25/2017 04:50	9.2	24.89	69.6	8.2	25.08	70.0	62.0	65.8
02/25/2017 05:00	9.2	24.88	69.5	8.2	25.05	70.0	61.9	65.8
02/25/2017 05:10	9.2	24.85	69.4	8.2	25.01	69.9	61.7	65.7
02/25/2017 05:20	9.2	24.84	69.4	8.2	25.01	69.8	61.8	65.7
02/25/2017 05:30	9.2	24.81	69.3	8.2	24.98	69.8	61.7	65.6
02/25/2017 05:40	9.2	24.80	69.2	8.2	24.97	69.7	61.6	65.5
02/25/2017 05:50	9.2	24.77	69.1	8.2	24.94	69.6	61.5	65.5
02/25/2017 06:00	9.2	24.73	69.1	8.2	24.91	69.6	61.5	65.4
02/25/2017 06:10	9.2	24.67	69.0	8.2	24.86	69.4	61.4	65.3
02/25/2017 06:20	9.2	24.62	68.8	8.2	24.80	69.3	61.3	65.0
02/25/2017 06:30	9.2	24.57	68.7	8.2	24.76	69.1	61.2	65.1
02/25/2017 06:40	9.2	24.52	68.6	8.2	24.70	69.1	61.0	64.9
02/25/2017 06:50	9.2	24.46	68.4	8.2	24.64	68.9	60.9	64.7
02/25/2017 07:00	9.2	24.41	68.3	8.2	24.59	68.8	60.7	64.6
02/25/2017 07:10	9.2	24.37	68.2	8.2	24.55	68.7	60.6	64.5

Date/Time	GW12i F	GW12i T	GW12o	GW13i F	GW13i T	GW13o	GW13i not used	Lno not used
02/25/2017 07:20	9.2	24.33	68.2	8.3	24.52	68.6	60.6	64.5
02/25/2017 07:30	9.2	24.29	68.1	8.3	24.46	68.5	60.4	64.3
02/25/2017 07:40	9.2	24.23	67.9	8.3	24.41	68.3	60.2	64.2
02/25/2017 07:50	9.2	24.18	67.8	8.3	24.34	68.2	60.1	64.1
02/25/2017 08:00	9.2	24.16	67.6	8.3	24.32	68.2	60.1	63.9
02/25/2017 08:10	9.2	24.16	67.7	8.3	24.32	68.1	60.0	64.0
02/25/2017 08:20	9.2	24.17	67.6	8.3	24.33	68.1	60.1	64.1
02/25/2017 08:30	9.2	24.17	67.6	8.3	24.35	68.1	60.1	64.0
02/25/2017 08:40	9.2	24.20	67.7	8.3	24.39	68.1	60.1	64.1
02/25/2017 08:50	9.2	24.23	67.7	8.3	24.42	68.1	60.2	64.2
02/25/2017 09:00	9.2	24.24	67.6	8.3	24.43	68.1	60.3	64.2
02/25/2017 09:10	9.2	24.27	67.6	8.3	24.44	68.1	60.3	64.2
02/25/2017 09:20	9.2	24.29	67.7	8.3	24.47	68.1	60.4	64.3
02/25/2017 09:30	9.2	24.32	67.7	8.3	24.50	68.2	60.4	64.4
02/25/2017 09:40	9.2	24.37	67.8	8.3	24.55	68.2	60.6	64.5
02/25/2017 09:50	9.2	24.41	67.8	8.3	24.58	68.3	60.7	64.6
02/25/2017 10:00	9.2	24.47	68.0	8.3	24.65	68.3	60.7	64.7
02/25/2017 10:10	9.2	24.53	68.0	8.3	24.72	68.4	60.9	64.8
02/25/2017 10:20	9.2	24.54	68.0	8.3	24.73	68.5	61.0	64.8
02/25/2017 10:30	9.2	24.63	68.1	8.3	24.82	68.6	61.3	65.0
02/25/2017 10:40	9.2	24.68	68.2	8.3	24.88	68.7	61.4	65.2
02/25/2017 10:50	9.2	24.77	68.3	8.2	24.95	68.8	61.6	65.3
02/25/2017 11:00	9.2	24.83	68.4	8.2	25.00	68.8	61.7	65.4
02/25/2017 11:10	9.2	24.90	68.6	8.2	25.08	68.9	61.8	65.6
02/25/2017 11:20	9.2	24.94	68.6	8.2	25.11	69.0	62.0	65.6
02/25/2017 11:30	9.2	24.99	68.7	8.2	25.17	69.1	62.2	65.8
02/25/2017 11:40	9.2	25.05	68.8	8.2	25.24	69.2	62.3	65.9
02/25/2017 11:50	9.2	25.13	68.9	8.2	25.32	69.3	62.5	66.1
02/25/2017 12:00	9.2	25.21	69.0	8.2	25.41	69.4	62.8	66.3
02/25/2017 12:10	9.2	25.27	69.1	8.2	25.46	69.5	62.9	66.4
02/25/2017 12:20	9.2	25.33	69.2	8.2	25.52	69.5	63.0	66.5
02/25/2017 12:30	9.2	25.39	69.3	8.2	25.58	69.6	63.1	66.6
02/25/2017 12:40	9.2	25.43	69.3	8.2	25.64	69.7	63.3	66.7
02/25/2017 12:50	9.2	25.47	69.5	8.2	25.67	69.8	63.4	66.9
02/25/2017 13:00	9.2	25.51	69.5	8.2	25.72	69.8	63.5	67.0

Date/Time	GW12i F	GW12i T	GW12o	GW13i F	GW13i T	GW13o	GW13i not used	Lno not used
02/25/2017 13:10	9.2	25.59	69.6	8.2	25.80	69.9	63.7	67.1
02/25/2017 13:20	9.2	25.63	69.7	8.2	25.83	70.0	63.9	67.1
02/25/2017 13:30	9.2	25.66	69.8	8.2	25.88	70.0	63.9	67.3
02/25/2017 13:40	9.2	25.72	69.8	8.2	25.93	70.1	64.0	67.4
02/25/2017 13:50	9.1	25.75	69.9	8.2	25.96	70.2	64.2	67.4
02/25/2017 14:00	9.2	25.80	70.0	8.2	26.02	70.2	64.3	67.5
02/25/2017 14:10	9.1	25.89	70.1	8.2	26.10	70.4	64.5	67.7
02/25/2017 14:20	9.1	25.92	70.2	8.2	26.15	70.5	64.6	67.8
02/25/2017 14:30	9.1	25.96	70.2	8.2	26.19	70.5	64.7	67.9
02/25/2017 14:40	9.1	26.01	70.3	8.2	26.23	70.6	64.8	68.0
02/25/2017 14:50	9.1	26.05	70.4	8.2	26.28	70.6	64.9	68.1
02/25/2017 15:00	9.1	26.10	70.5	8.2	26.32	70.7	65.1	68.2
02/25/2017 15:10	9.1	26.14	70.6	8.2	26.36	70.8	65.1	68.3
02/25/2017 15:20	9.1	26.18	70.6	8.2	26.42	70.9	65.3	68.3
02/25/2017 15:30	9.1	26.25	70.7	8.2	26.48	70.9	65.4	68.5
02/25/2017 15:40	9.1	26.25	70.8	8.2	26.46	70.9	65.4	68.4
02/25/2017 15:50	9.1	26.27	70.8	8.2	26.49	70.9	65.4	68.4
02/25/2017 16:00	9.1	26.28	70.8	8.1	26.50	71.0	65.5	68.5
02/25/2017 16:10	9.1	26.30	70.9	8.1	26.54	71.0	65.6	68.5
02/25/2017 16:20	9.1	26.32	70.9	8.1	26.56	71.0	65.6	68.6
02/25/2017 16:30	9.1	26.35	71.0	8.1	26.59	71.1	65.7	68.6
02/25/2017 16:40	9.1	26.37	71.0	8.1	26.61	71.2	65.8	68.7
02/25/2017 16:50	9.1	26.39	71.1	8.1	26.61	71.2	65.7	68.7
02/25/2017 17:00	9.1	26.41	71.1	8.1	26.61	71.2	65.8	68.7
02/25/2017 17:10	9.1	26.38	71.1	8.1	26.61	71.2	65.8	68.6
02/25/2017 17:20	9.1	26.37	71.1	8.1	26.60	71.2	65.7	68.6
02/25/2017 17:30	9.1	26.36	71.0	8.1	26.57	71.2	65.7	68.5
02/25/2017 17:40	9.1	26.32	70.9	8.1	26.53	71.1	65.5	68.5
02/25/2017 17:50	9.1	26.28	70.9	8.1	26.48	71.0	65.5	68.3
02/25/2017 18:00	9.1	26.23	70.8	8.1	26.43	70.9	65.4	68.2
02/25/2017 18:10	9.1	26.19	70.8	8.1	26.38	70.8	65.3	68.1
02/25/2017 18:20	9.1	26.15	70.7	8.1	26.34	70.8	65.1	68.0
02/25/2017 18:30	9.1	26.10	70.6	8.1	26.30	70.7	65.0	68.0
02/25/2017 18:40	9.1	26.06	70.5	8.1	26.25	70.6	65.0	67.9
02/25/2017 18:50	9.1	26.02	70.4	8.1	26.21	70.5	64.8	67.8

Date/Time	GW12i F	GW12i T	GW12o	GW13i F	GW13i T	GW13o	GW13i not used	Lno not used
02/25/2017 19:00	9.1	25.99	70.3	8.1	26.18	70.5	64.7	67.7
02/25/2017 19:10	9.1	25.95	70.3	8.1	26.14	70.4	64.7	67.7
02/25/2017 19:20	9.1	25.91	70.3	8.1	26.09	70.3	64.6	67.6
02/25/2017 19:30	9.1	25.90	70.2	8.1	26.09	70.3	64.5	67.5
02/25/2017 19:40	9.1	25.87	70.2	8.1	26.06	70.3	64.5	67.5
02/25/2017 19:50	9.1	25.84	70.1	8.2	26.03	70.2	64.4	67.4
02/25/2017 20:00	9.1	25.81	70.1	8.2	26.01	70.2	64.3	67.4
02/25/2017 20:10	9.1	25.81	70.0	8.1	25.99	70.2	64.3	67.4
02/25/2017 20:20	9.1	25.77	70.0	8.1	25.97	70.2	64.2	67.4
02/25/2017 20:30	9.1	25.77	70.0	8.2	25.97	70.1	64.2	67.3
02/25/2017 20:40	9.1	25.77	70.0	8.1	25.97	70.1	64.2	67.4
02/25/2017 20:50	9.1	25.77	70.0	8.2	25.97	70.1	64.2	67.4
02/25/2017 21:00	9.1	25.77	70.0	8.2	25.97	70.1	64.2	67.4
02/25/2017 21:10	9.1	25.77	70.0	8.1	25.97	70.1	64.2	67.4
02/25/2017 21:20	9.1	25.74	69.9	8.2	25.94	70.0	64.1	67.4
02/25/2017 21:30	9.1	25.73	69.9	8.2	25.93	70.0	64.1	67.3
02/25/2017 21:40	9.1	25.73	69.9	8.2	25.93	70.0	64.1	67.2
02/25/2017 21:50	9.1	25.69	69.8	8.1	25.89	69.9	64.1	67.2
02/25/2017 22:00	9.1	25.64	69.7	8.2	25.83	69.9	63.9	67.1
02/25/2017 22:10	9.1	25.61	69.6	8.2	25.81	69.8	63.8	67.0
02/25/2017 22:20	9.1	25.59	69.6	8.2	25.79	69.8	63.8	66.9
02/25/2017 22:30	9.1	25.57	69.6	8.2	25.74	69.7	63.7	66.9
02/25/2017 22:40	9.1	25.55	69.5	8.1	25.73	69.7	63.6	66.8
02/25/2017 22:50	9.1	25.52	69.5	8.2	25.70	69.6	63.6	66.8
02/25/2017 23:00	9.1	25.47	69.4	8.1	25.65	69.5	63.4	66.7
02/25/2017 23:10	9.1	25.47	69.3	8.2	25.65	69.5	63.5	66.7
02/25/2017 23:20	9.1	25.43	69.3	8.2	25.61	69.5	63.4	66.6
02/25/2017 23:30	9.1	25.41	69.3	8.2	25.60	69.4	63.3	66.6
02/25/2017 23:40	9.1	25.37	69.2	8.2	25.57	69.3	63.3	66.5
02/25/2017 23:50	9.1	25.33	69.1	8.2	25.53	69.2	63.1	66.4
02/26/2017 00:00	9.1	25.33	69.0	8.2	25.52	69.2	63.1	66.4
02/26/2017 00:10	9.1	25.33	69.0	8.2	25.53	69.2	63.2	66.3
02/26/2017 00:20	9.1	25.29	69.0	8.2	25.49	69.2	63.1	66.3
02/26/2017 00:30	9.1	25.27	68.9	8.2	25.45	69.1	63.0	66.2
02/26/2017 00:40	9.1	25.21	68.8	8.2	25.41	69.0	62.8	66.1

Date/Time	GW12i F	GW12i T	GW12o	GW13i F	GW13i T	GW13o	GW13i not used	Lno not used
02/26/2017 00:50	9.1	25.20	68.8	8.2	25.37	68.9	62.7	66.0
02/26/2017 01:00	9.1	25.15	68.7	8.2	25.34	68.8	62.7	66.0
02/26/2017 01:10	9.1	25.13	68.6	8.2	25.33	68.8	62.6	65.9
02/26/2017 01:20	9.1	25.13	68.6	8.2	25.32	68.8	62.6	65.9
02/26/2017 01:30	9.1	25.13	68.6	8.2	25.32	68.7	62.6	65.9
02/26/2017 01:40	9.1	25.09	68.5	8.2	25.29	68.7	62.5	65.9
02/26/2017 01:50	9.1	25.09	68.5	8.2	25.27	68.7	62.5	65.8
02/26/2017 02:00	9.1	25.09	68.5	8.2	25.27	68.6	62.5	65.7
02/26/2017 02:10	9.1	25.09	68.4	8.2	25.25	68.6	62.5	65.7
02/26/2017 02:20	9.1	25.05	68.4	8.2	25.23	68.6	62.4	65.6
02/26/2017 02:30	9.1	25.00	68.3	8.2	25.18	68.5	62.3	65.5
02/26/2017 02:40	9.1	24.96	68.2	8.2	25.14	68.4	62.2	65.4
02/26/2017 02:50	9.1	24.96	68.2	8.2	25.15	68.4	62.1	65.4
02/26/2017 03:00	9.1	24.96	68.2	8.2	25.13	68.3	62.2	65.3
02/26/2017 03:10	9.1	24.93	68.1	8.2	25.11	68.3	62.1	65.3
02/26/2017 03:20	9.1	24.93	68.1	8.2	25.09	68.2	62.1	65.2
02/26/2017 03:30	9.1	24.90	68.1	8.2	25.09	68.2	62.0	65.2
02/26/2017 03:40	9.1	24.89	68.1	8.2	25.06	68.2	61.9	65.2
02/26/2017 03:50	9.1	24.87	68.0	8.2	25.05	68.2	61.9	65.2
02/26/2017 04:00	9.1	24.85	67.9	8.2	25.02	68.1	61.9	65.1
02/26/2017 04:10	9.1	24.82	67.9	8.2	25.00	68.1	61.8	65.0
02/26/2017 04:20	9.1	24.81	67.8	8.2	24.98	68.0	61.8	65.0
02/26/2017 04:30	9.1	24.81	67.8	8.2	24.97	68.0	61.7	65.0
02/26/2017 04:40	9.1	24.79	67.8	8.2	24.97	68.0	61.7	65.0
02/26/2017 04:50	9.1	24.78	67.8	8.2	24.95	68.0	61.7	65.0
02/26/2017 05:00	9.1	24.77	67.7	8.2	24.95	67.8	61.6	64.9
02/26/2017 05:10	9.1	24.77	67.7	8.2	24.94	67.8	61.6	64.8
02/26/2017 05:20	9.1	24.77	67.7	8.2	24.94	67.9	61.7	64.9
02/26/2017 05:30	9.1	24.76	67.6	8.2	24.93	67.9	61.7	64.9
02/26/2017 05:40	9.1	24.76	67.6	8.2	24.93	67.9	61.6	64.9
02/26/2017 05:50	9.1	24.73	67.6	8.2	24.91	67.8	61.5	64.8
02/26/2017 06:00	9.1	24.73	67.5	8.2	24.89	67.8	61.5	64.7
02/26/2017 06:10	9.1	24.71	67.5	8.2	24.89	67.8	61.5	64.8
02/26/2017 06:20	9.1	24.71	67.5	8.2	24.89	67.7	61.5	64.7
02/26/2017 06:30	9.1	24.70	67.5	8.2	24.89	67.7	61.5	64.7

Date/Time	GW12i F	GW12i T	GW12o	GW13i F	GW13i T	GW13o	GW13i not used	Lno not used
02/26/2017 06:40	9.1	24.68	67.4	8.2	24.87	67.7	61.5	64.7
02/26/2017 06:50	9.1	24.66	67.4	8.2	24.85	67.6	61.4	64.6
02/26/2017 07:00	9.1	24.65	67.3	8.2	24.85	67.6	61.3	64.5
02/26/2017 07:10	9.1	24.65	67.3	8.2	24.82	67.5	61.3	64.5
02/26/2017 07:20	9.1	24.63	67.3	8.2	24.81	67.5	61.2	64.5
02/26/2017 07:30	9.1	24.64	67.3	8.2	24.81	67.5	61.2	64.5
02/26/2017 07:40	9.1	24.65	67.3	8.2	24.84	67.5	61.3	64.5
02/26/2017 07:50	9.1	24.67	67.3	8.2	24.87	67.5	61.4	64.5
02/26/2017 08:00	9.1	24.72	67.4	8.2	24.91	67.6	61.5	64.6
02/26/2017 08:10	9.1	24.78	67.4	8.2	24.96	67.6	61.6	64.7
02/26/2017 08:20	9.1	24.82	67.5	8.2	25.00	67.7	61.7	64.9
02/26/2017 08:30	9.1	24.89	67.6	8.2	25.08	67.8	61.9	65.0
02/26/2017 08:40	9.1	24.95	67.7	8.2	25.15	67.9	62.1	65.1
02/26/2017 08:50	9.1	25.02	67.9	8.2	25.22	68.0	62.2	65.3
02/26/2017 09:00	9.1	25.10	67.9	8.2	25.28	68.1	62.4	65.4
02/26/2017 09:10	9.1	25.16	68.0	8.2	25.36	68.2	62.6	65.5
02/26/2017 09:20	9.1	25.21	68.2	8.2	25.41	68.4	62.7	65.7
02/26/2017 09:30	9.1	25.26	68.2	8.2	25.46	68.4	62.9	65.8
02/26/2017 09:40	9.1	25.32	68.4	8.2	25.53	68.5	63.1	65.9
02/26/2017 09:50	9.1	25.38	68.5	8.2	25.59	68.6	63.2	66.0
02/26/2017 10:00	9.1	25.46	68.6	8.2	25.66	68.8	63.4	66.2
02/26/2017 10:10	9.1	25.53	68.7	8.2	25.74	68.9	63.5	66.3
02/26/2017 10:20	9.1	25.59	68.8	8.2	25.80	69.0	63.7	66.5
02/26/2017 10:30	9.1	25.66	68.9	8.2	25.87	69.1	63.9	66.6
02/26/2017 10:40	9.1	25.72	69.0	8.2	25.93	69.2	64.1	66.8
02/26/2017 10:50	9.1	25.77	69.1	8.2	25.98	69.3	64.2	66.8
02/26/2017 11:00	9.1	25.83	69.2	8.2	26.03	69.4	64.3	66.9
02/26/2017 11:10	9.1	25.87	69.3	8.2	26.08	69.4	64.4	67.1
02/26/2017 11:20	9.1	25.91	69.4	8.2	26.11	69.5	64.5	67.1
02/26/2017 11:30	9.1	25.94	69.4	8.1	26.15	69.6	64.6	67.2
02/26/2017 11:40	9.1	25.98	69.6	8.2	26.19	69.6	64.7	67.3
02/26/2017 11:50	9.1	26.01	69.6	8.2	26.21	69.6	64.8	67.4
02/26/2017 12:00	9.1	26.06	69.7	8.2	26.27	69.7	64.9	67.5
02/26/2017 12:10	9.1	26.12	69.8	8.1	26.33	69.8	65.0	67.6
02/26/2017 12:20	9.1	26.17	69.9	8.1	26.38	70.0	65.2	67.7

Date/Time	GW12i F	GW12i T	GW12o	GW13i F	GW13i T	GW13o	GW13i not used	Lno not used
02/26/2017 12:30	9.1	26.22	70.1	8.1	26.44	70.0	65.3	67.8
02/26/2017 12:40	9.1	26.28	70.1	8.1	26.50	70.1	65.5	68.0
02/26/2017 12:50	9.1	26.35	70.2	8.1	26.56	70.2	65.6	68.1
02/26/2017 13:00	9.1	26.40	70.3	8.1	26.61	70.3	65.8	68.2
02/26/2017 13:10	9.1	26.45	70.4	8.1	26.67	70.4	65.9	68.3
02/26/2017 13:20	9.1	26.51	70.6	8.1	26.73	70.5	66.0	68.5
02/26/2017 13:30	9.1	26.59	70.6	8.1	26.79	70.6	66.2	68.6
02/26/2017 13:40	9.1	26.66	70.8	8.1	26.88	70.8	66.4	68.8
02/26/2017 13:50	9.1	26.73	71.0	8.1	26.95	70.9	66.6	68.9
02/26/2017 14:00	9.1	26.82	71.1	8.1	27.04	71.0	66.8	69.1
02/26/2017 14:10	9.1	26.91	71.3	8.1	27.13	71.2	67.0	69.3
02/26/2017 14:20	9.1	26.99	71.4	8.1	27.20	71.3	67.3	69.5
02/26/2017 14:30	9.1	27.07	71.5	8.1	27.28	71.4	67.4	69.7
02/26/2017 14:40	9.1	27.11	71.7	8.1	27.33	71.5	67.5	69.8
02/26/2017 14:50	9.1	27.18	71.8	8.1	27.39	71.7	67.7	69.9
02/26/2017 15:00	9.0	27.25	71.9	8.1	27.46	71.8	67.8	70.1
02/26/2017 15:10	9.1	27.30	72.0	8.1	27.51	71.9	68.0	70.2
02/26/2017 15:20	9.0	27.34	72.1	8.1	27.55	71.9	68.1	70.2
02/26/2017 15:30	9.0	27.37	72.1	8.1	27.57	72.0	68.1	70.3
02/26/2017 15:40	9.0	27.37	72.2	8.1	27.58	72.0	68.2	70.3
02/26/2017 15:50	9.0	27.38	72.2	8.1	27.58	72.0	68.1	70.3
02/26/2017 16:00	9.0	27.32	72.2	8.1	27.52	72.0	68.0	70.3
02/26/2017 16:10	9.0	27.32	72.2	8.1	27.52	71.9	68.0	70.2
02/26/2017 16:20	9.0	27.33	72.2	8.1	27.53	71.9	68.0	70.2
02/26/2017 16:30	9.0	27.33	72.2	8.1	27.53	72.0	68.1	70.2
02/26/2017 16:40	9.0	27.33	72.2	8.1	27.53	72.0	68.1	70.2
02/26/2017 16:50	9.0	27.33	72.2	8.1	27.53	72.0	68.1	70.2
02/26/2017 17:00	9.0	27.28	72.2	8.1	27.47	71.9	68.0	70.2
02/26/2017 17:10	9.0	27.25	72.0	8.1	27.45	71.9	67.9	70.1
02/26/2017 17:20	9.0	27.23	72.0	8.1	27.42	71.8	67.8	70.1
02/26/2017 17:30	9.0	27.20	72.0	8.1	27.39	71.8	67.7	70.0
02/26/2017 17:40	9.0	27.17	72.0	8.1	27.36	71.8	67.7	70.0
02/26/2017 17:50	9.0	27.13	71.9	8.1	27.33	71.7	67.5	69.9
02/26/2017 18:00	9.0	27.09	71.8	8.1	27.29	71.7	67.5	69.9
02/26/2017 18:10	9.1	27.04	71.7	8.1	27.23	71.6	67.4	69.7

Date/Time	GW12i F	GW12i T	GW12o	GW13i F	GW13i T	GW13o	GW13i not used	Lno not used
02/26/2017 18:20	9.0	26.99	71.7	8.1	27.18	71.5	67.3	69.6
02/26/2017 18:30	9.1	26.97	71.6	8.1	27.17	71.5	67.2	69.5
02/26/2017 18:40	9.1	26.92	71.6	8.1	27.12	71.4	67.1	69.5
02/26/2017 18:50	9.0	26.89	71.5	8.1	27.09	71.4	67.0	69.5
02/26/2017 19:00	9.0	26.86	71.5	8.1	27.06	71.3	66.9	69.4
02/26/2017 19:10	9.0	26.83	71.4	8.1	27.04	71.3	66.8	69.3
02/26/2017 19:20	9.1	26.81	71.4	8.1	27.01	71.2	66.8	69.3
02/26/2017 19:30	9.1	26.78	71.3	8.1	26.98	71.2	66.7	69.2
02/26/2017 19:40	9.1	26.77	71.3	8.1	26.97	71.2	66.7	69.2
02/26/2017 19:50	9.1	26.74	71.3	8.1	26.94	71.2	66.6	69.1
02/26/2017 20:00	9.1	26.73	71.3	8.1	26.93	71.1	66.6	69.1
02/26/2017 20:10	9.1	26.73	71.2	8.1	26.93	71.1	66.6	69.1
02/26/2017 20:20	9.1	26.70	71.2	8.1	26.90	71.1	66.5	69.0
02/26/2017 20:30	9.1	26.69	71.2	8.1	26.89	71.1	66.4	69.0
02/26/2017 20:40	9.1	26.65	71.1	8.1	26.85	71.0	66.4	68.9
02/26/2017 20:50	9.1	26.62	71.1	8.1	26.82	71.0	66.3	68.8
02/26/2017 21:00	9.1	26.59	71.1	8.1	26.79	70.9	66.2	68.8
02/26/2017 21:10	9.1	26.57	71.0	8.1	26.77	70.9	66.3	68.8
02/26/2017 21:20	9.1	26.57	71.0	8.1	26.77	70.9	66.2	68.8
02/26/2017 21:30	9.1	26.57	71.0	8.1	26.77	70.9	66.2	68.8
02/26/2017 21:40	9.1	26.57	71.0	8.1	26.77	70.9	66.2	68.8
02/26/2017 21:50	9.1	26.57	71.0	8.1	26.77	70.9	66.2	68.8
02/26/2017 22:00	9.1	26.57	71.0	8.1	26.77	70.9	66.3	68.8
02/26/2017 22:10	9.1	26.57	71.0	8.1	26.77	70.9	66.2	68.8
02/26/2017 22:20	9.1	26.57	71.0	8.1	26.77	70.9	66.2	68.8
02/26/2017 22:30	9.1	26.57	71.0	8.1	26.77	70.8	66.2	68.8
02/26/2017 22:40	9.1	26.57	71.0	8.1	26.77	70.9	66.2	68.8
02/26/2017 22:50	9.1	26.57	71.0	8.1	26.77	70.9	66.2	68.8
02/26/2017 23:00	9.1	26.57	71.0	8.1	26.78	70.9	66.2	68.8
02/26/2017 23:10	9.1	26.57	71.0	8.1	26.77	70.9	66.2	68.8
02/26/2017 23:20	9.1	26.57	71.0	8.1	26.77	70.9	66.2	68.8
02/26/2017 23:30	9.1	26.58	71.1	8.1	26.79	70.9	66.2	68.9
02/26/2017 23:40	9.1	26.60	71.1	8.1	26.81	71.0	66.3	68.9
02/26/2017 23:50	9.1	26.63	71.1	8.1	26.84	71.0	66.3	68.9
02/27/2017 00:00	9.1	26.65	71.1	8.1	26.85	71.0	66.4	68.9

Date/Time	GW12i F	GW12i T	GW12o	GW13i F	GW13i T	GW13o	GW13i not used	Lno not used
02/27/2017 00:10	9.1	26.65	71.1	8.1	26.85	71.0	66.3	69.0
02/27/2017 00:20	9.1	26.65	71.1	8.1	26.86	71.1	66.4	69.0
02/27/2017 00:30	9.1	26.68	71.2	8.1	26.89	71.1	66.4	69.1
02/27/2017 00:40	9.1	26.69	71.2	8.1	26.89	71.1	66.5	69.1
02/27/2017 00:50	9.1	26.70	71.3	8.1	26.92	71.1	66.5	69.2
02/27/2017 01:00	9.1	26.73	71.3	8.1	26.95	71.2	66.6	69.2
02/27/2017 01:10	9.1	26.74	71.4	8.1	26.97	71.2	66.6	69.2
02/27/2017 01:20	9.1	26.77	71.4	8.1	26.97	71.3	66.7	69.3
02/27/2017 01:30	9.1	26.77	71.4	8.1	26.98	71.3	66.7	69.3
02/27/2017 01:40	9.1	26.80	71.5	8.1	27.01	71.3	66.8	69.3
02/27/2017 01:50	9.1	26.81	71.5	8.1	27.03	71.3	66.8	69.4
02/27/2017 02:00	9.1	26.81	71.5	8.1	27.02	71.3	66.8	69.4
02/27/2017 02:10	9.1	26.81	71.5	8.1	27.03	71.3	66.8	69.4
02/27/2017 02:20	9.1	26.81	71.4	8.1	27.04	71.3	66.8	69.4
02/27/2017 02:30	9.1	26.81	71.5	8.1	27.05	71.3	66.8	69.4
02/27/2017 02:40	9.1	26.81	71.5	8.1	27.04	71.3	66.9	69.4
02/27/2017 02:50	9.1	26.81	71.5	8.1	27.05	71.3	66.8	69.4
02/27/2017 03:00	9.1	26.81	71.5	8.1	27.05	71.4	66.9	69.4
02/27/2017 03:10	9.1	26.81	71.5	8.1	27.05	71.3	66.8	69.4
02/27/2017 03:20	9.1	26.81	71.5	8.1	27.05	71.3	66.8	69.4
02/27/2017 03:30	9.1	26.81	71.5	8.1	27.02	71.3	66.8	69.3
02/27/2017 03:40	9.1	26.81	71.4	8.1	27.01	71.3	66.8	69.3
02/27/2017 03:50	9.1	26.78	71.4	8.1	26.98	71.3	66.8	69.3
02/27/2017 04:00	9.1	26.75	71.4	8.1	26.97	71.3	66.7	69.3
02/27/2017 04:10	9.1	26.73	71.4	8.1	26.93	71.2	66.6	69.2
02/27/2017 04:20	9.1	26.71	71.4	8.1	26.92	71.2	66.6	69.2
02/27/2017 04:30	9.1	26.73	71.3	8.1	26.93	71.1	66.6	69.2
02/27/2017 04:40	9.1	26.73	71.4	8.1	26.93	71.1	66.6	69.2
02/27/2017 04:50	9.1	26.73	71.3	8.1	26.93	71.2	66.6	69.3
02/27/2017 05:00	9.1	26.73	71.4	8.1	26.93	71.2	66.6	69.3
02/27/2017 05:10	9.1	26.73	71.4	8.1	26.93	71.2	66.6	69.2
02/27/2017 05:20	9.1	26.73	71.4	8.1	26.93	71.2	66.6	69.2
02/27/2017 05:30	9.1	26.73	71.4	8.1	26.93	71.2	66.6	69.2
02/27/2017 05:40	9.1	26.71	71.4	8.1	26.92	71.2	66.6	69.2
02/27/2017 05:50	9.1	26.69	71.3	8.1	26.89	71.2	66.5	69.1

Date/Time	GW12i F	GW12i T	GW12o	GW13i F	GW13i T	GW13o	GW13i not used	Lno not used
02/27/2017 06:00	9.1	26.69	71.3	8.1	26.89	71.1	66.5	69.1
02/27/2017 06:10	9.1	26.69	71.2	8.1	26.89	71.1	66.5	69.1
02/27/2017 06:20	9.1	26.66	71.2	8.1	26.86	71.1	66.4	69.0
02/27/2017 06:30	9.1	26.65	71.2	8.1	26.85	71.0	66.4	69.0
02/27/2017 06:40	9.1	26.61	71.2	8.1	26.81	71.0	66.3	68.9
02/27/2017 06:50	9.1	26.60	71.1	8.1	26.80	70.9	66.3	68.9
02/27/2017 07:00	9.1	26.57	71.1	8.1	26.77	70.9	66.2	68.9
02/27/2017 07:10	9.1	26.57	71.1	8.1	26.78	71.0	66.3	68.9
02/27/2017 07:20	9.1	26.58	71.1	8.1	26.80	70.9	66.3	68.9
02/27/2017 07:30	9.1	26.62	71.2	8.1	26.83	71.0	66.3	68.9
02/27/2017 07:40	9.1	26.66	71.2	8.1	26.88	71.0	66.4	68.9
02/27/2017 07:50	9.1	26.70	71.3	8.1	26.92	71.1	66.5	69.1
02/27/2017 08:00	9.1	26.80	71.4	8.1	27.01	71.2	66.7	69.2
02/27/2017 08:10	9.1	26.88	71.5	8.1	27.10	71.4	66.9	69.4
02/27/2017 08:20	9.1	26.96	71.6	8.1	27.17	71.5	67.1	69.5
02/27/2017 08:30	9.1	27.03	71.7	8.1	27.23	71.5	67.3	69.7
02/27/2017 08:40	9.1	27.11	71.9	8.1	27.32	71.7	67.5	69.8
02/27/2017 08:50	9.1	27.21	72.0	8.1	27.41	71.8	67.7	70.0
02/27/2017 09:00	9.1	27.29	72.2	8.1	27.49	72.0	67.9	70.3
02/27/2017 09:10	9.1	27.39	72.3	8.1	27.60	72.2	68.2	70.5
02/27/2017 09:20	9.1	27.48	72.5	8.1	27.68	72.3	68.4	70.7
02/27/2017 09:30	9.1	27.55	72.6	8.1	27.75	72.4	68.6	70.8
02/27/2017 09:40	9.1	27.66	72.8	8.1	27.87	72.6	68.9	71.1
02/27/2017 09:50	9.1	27.77	73.1	8.1	27.99	72.8	69.1	71.3
02/27/2017 10:00	9.1	27.88	73.3	8.1	28.10	73.0	69.4	71.6
02/27/2017 10:10	9.1	28.00	73.5	8.1	28.22	73.2	69.7	71.9
02/27/2017 10:20	9.1	28.11	73.7	8.1	28.34	73.4	70.1	72.2
02/27/2017 10:30	9.1	28.24	73.9	8.1	28.48	73.6	70.3	72.4
02/27/2017 10:40	9.0	28.34	74.1	8.1	28.58	73.8	70.6	72.7
02/27/2017 10:50	9.0	28.43	74.3	8.1	28.66	74.0	70.8	73.0
02/27/2017 11:00	9.0	28.57	74.4	8.1	28.81	74.2	71.1	73.2
02/27/2017 11:10	9.0	28.66	74.7	8.1	28.89	74.4	71.4	73.4
02/27/2017 11:20	9.0	28.78	74.9	8.1	29.01	74.6	71.7	73.8
02/27/2017 11:30	9.0	28.92	75.2	8.1	29.14	74.8	72.0	74.0
02/27/2017 11:40	9.0	29.06	75.4	8.1	29.29	75.1	72.4	74.4

Date/Time	GW12i F	GW12i T	GW12o	GW13i F	GW13i T	GW13o	GW13i not used	Lno not used
02/27/2017 11:50	9.0	29.23	75.6	8.1	29.46	75.3	72.7	74.7
02/27/2017 12:00	9.0	29.33	75.9	8.1	29.57	75.5	73.1	74.9
02/27/2017 12:10	9.0	29.43	76.0	8.1	29.68	75.7	73.3	75.2
02/27/2017 12:20	9.0	29.57	76.3	8.0	29.81	75.9	73.7	75.4
02/27/2017 12:30	9.0	29.67	76.5	8.0	29.91	76.1	74.0	75.7
02/27/2017 12:40	9.0	29.75	76.7	8.1	30.01	76.3	74.2	75.9
02/27/2017 12:50	9.0	29.89	76.9	8.0	30.16	76.5	74.6	76.2
02/27/2017 13:00	9.0	29.96	77.1	8.0	30.24	76.7	74.8	76.4
02/27/2017 13:10	9.0	30.05	77.3	8.0	30.33	76.9	74.9	76.6
02/27/2017 13:20	9.0	30.15	77.5	8.0	30.43	77.1	75.3	76.9
02/27/2017 13:30	9.0	30.29	77.7	8.0	30.56	77.3	75.5	77.1
02/27/2017 13:40	9.0	30.39	77.9	8.0	30.66	77.4	75.7	77.4
02/27/2017 13:50	9.0	30.46	78.1	8.0	30.75	77.6	76.0	77.6
02/27/2017 14:00	9.0	30.57	78.4	8.0	30.85	77.8	76.3	77.7
02/27/2017 14:10	9.0	30.66	78.5	8.0	30.95	77.9	76.5	78.0
02/27/2017 14:20	9.0	30.75	78.6	8.0	31.02	78.2	76.7	78.2
02/27/2017 14:30	8.9	30.81	78.8	8.0	31.09	78.3	76.8	78.3
02/27/2017 14:40	8.9	30.89	79.0	8.0	31.18	78.4	77.1	78.5
02/27/2017 14:50	8.9	30.97	79.2	8.0	31.25	78.5	77.4	78.6
02/27/2017 15:00	8.9	31.06	79.3	8.0	31.31	78.7	77.5	78.8
02/27/2017 15:10	8.9	31.10	79.4	8.0	31.37	78.8	77.6	78.9
02/27/2017 15:20	8.9	31.14	79.5	8.0	31.42	79.0	77.7	79.0
02/27/2017 15:30	8.9	31.21	79.7	8.0	31.48	79.1	77.9	79.2
02/27/2017 15:40	8.9	31.28	79.8	8.0	31.54	79.2	78.0	79.2
02/27/2017 15:50	8.9	31.32	79.9	8.0	31.57	79.3	78.1	79.4
02/27/2017 16:00	8.9	31.34	79.9	8.0	31.60	79.4	78.2	79.4
02/27/2017 16:10	8.9	31.36	80.0	8.0	31.63	79.4	78.2	79.5
02/27/2017 16:20	8.9	31.41	80.1	8.0	31.65	79.5	78.3	79.5
02/27/2017 16:30	8.9	31.38	80.2	8.0	31.61	79.5	78.3	79.4
02/27/2017 16:40	8.9	31.35	80.1	8.0	31.57	79.4	78.1	79.3
02/27/2017 16:50	8.9	31.31	80.1	8.0	31.54	79.4	78.1	79.3
02/27/2017 17:00	8.9	31.29	80.1	8.0	31.53	79.4	78.0	79.3
02/27/2017 17:10	8.9	31.29	80.1	8.0	31.50	79.4	78.0	79.2
02/27/2017 17:20	8.9	31.23	80.0	8.0	31.46	79.4	78.0	79.2
02/27/2017 17:30	8.9	31.21	80.0	8.0	31.43	79.3	77.8	79.1

Date/Time	GW12i F	GW12i T	GW12o	GW13i F	GW13i T	GW13o	GW13i not used	Lno not used
02/27/2017 17:40	8.9	31.18	79.9	8.0	31.41	79.3	77.8	79.0
02/27/2017 17:50	8.9	31.14	79.9	8.0	31.38	79.3	77.7	79.0
02/27/2017 18:00	8.9	31.12	79.9	8.0	31.34	79.2	77.6	78.9
02/27/2017 18:10	8.9	31.06	79.8	8.0	31.29	79.2	77.5	78.8
02/27/2017 18:20	8.9	30.99	79.6	8.0	31.21	79.1	77.3	78.6
02/27/2017 18:30	8.9	30.90	79.6	8.0	31.14	79.0	77.1	78.5
02/27/2017 18:40	8.9	30.84	79.5	8.0	31.08	78.9	76.9	78.4
02/27/2017 18:50	8.9	30.79	79.4	8.0	31.01	78.8	76.8	78.3
02/27/2017 19:00	8.9	30.71	79.3	8.0	30.95	78.7	76.6	78.1
02/27/2017 19:10	8.9	30.66	79.2	8.0	30.89	78.6	76.5	78.0
02/27/2017 19:20	8.9	30.61	79.1	8.0	30.83	78.6	76.4	77.9
02/27/2017 19:30	8.9	30.57	79.0	8.0	30.80	78.5	76.2	77.8
02/27/2017 19:40	8.9	30.51	78.9	8.0	30.74	78.4	76.1	77.7
02/27/2017 19:50	8.9	30.46	78.9	8.0	30.69	78.3	76.0	77.6
02/27/2017 20:00	8.9	30.41	78.8	8.0	30.65	78.3	75.9	77.5
02/27/2017 20:10	8.9	30.38	78.8	8.0	30.61	78.3	75.8	77.4
02/27/2017 20:20	8.9	30.35	78.7	8.0	30.57	78.2	75.8	77.3
02/27/2017 20:30	8.9	30.31	78.7	8.0	30.53	78.2	75.6	77.3
02/27/2017 20:40	8.9	30.29	78.6	8.0	30.53	78.2	75.5	77.2
02/27/2017 20:50	8.9	30.27	78.6	8.0	30.49	78.1	75.4	77.1
02/27/2017 21:00	9.0	30.23	78.6	8.0	30.45	78.1	75.4	77.1
02/27/2017 21:10	8.9	30.20	78.5	8.0	30.42	78.1	75.3	77.0
02/27/2017 21:20	8.9	30.17	78.5	8.0	30.41	78.0	75.3	77.0
02/27/2017 21:30	8.9	30.16	78.5	8.0	30.41	78.0	75.2	76.9
02/27/2017 21:40	8.9	30.13	78.4	8.0	30.38	78.0	75.2	76.9
02/27/2017 21:50	8.9	30.13	78.4	8.0	30.36	77.9	75.2	76.8
02/27/2017 22:00	8.9	30.13	78.4	8.0	30.34	77.9	75.1	76.8
02/27/2017 22:10	8.9	30.11	78.4	8.0	30.33	77.9	75.1	76.8
02/27/2017 22:20	8.9	30.09	78.4	8.0	30.33	77.9	75.1	76.8
02/27/2017 22:30	8.9	30.08	78.3	8.0	30.32	77.9	75.1	76.8
02/27/2017 22:40	9.0	30.05	78.3	8.0	30.28	77.9	74.9	76.6
02/27/2017 22:50	8.9	30.05	78.3	8.0	30.25	77.9	74.9	76.7
02/27/2017 23:00	8.9	30.02	78.3	8.0	30.25	77.9	74.9	76.7
02/27/2017 23:10	8.9	30.01	78.3	8.0	30.25	77.9	74.9	76.6
02/27/2017 23:20	9.0	30.02	78.2	8.0	30.25	77.8	74.9	76.7

Date/Time	GW12i F	GW12i T	GW12o	GW13i F	GW13i T	GW13o	GW13i not used	Lno not used
02/27/2017 23:30	9.0	30.04	78.3	8.0	30.25	77.9	74.9	76.6
02/27/2017 23:40	9.0	30.05	78.3	8.0	30.28	77.9	74.9	76.6
02/27/2017 23:50	9.0	30.05	78.3	8.0	30.29	77.9	74.9	76.7
02/28/2017 00:00	9.0	30.05	78.3	8.0	30.28	77.9	74.9	76.7
02/28/2017 00:10	9.0	30.05	78.3	8.0	30.27	77.9	74.9	76.6
02/28/2017 00:20	9.0	30.02	78.3	8.0	30.25	77.9	74.5	76.6
02/28/2017 00:30	9.0	30.01	78.3	8.0	30.25	77.9	74.3	76.6
02/28/2017 00:40	9.0	30.02	78.3	8.0	30.25	77.9	74.4	76.6
02/28/2017 00:50	9.0	30.01	78.3	8.0	30.25	77.9	74.3	76.6
02/28/2017 01:00	9.0	30.01	78.3	8.0	30.25	77.9	74.4	76.6
02/28/2017 01:10	9.0	29.98	78.3	8.0	30.22	77.9	74.3	76.6
02/28/2017 01:20	9.0	29.97	78.3	8.0	30.21	77.9	74.2	76.6
02/28/2017 01:30	9.0	29.97	78.3	8.0	30.21	77.9	74.3	76.6
02/28/2017 01:40	9.0	29.97	78.3	8.0	30.21	77.9	74.3	76.5
02/28/2017 01:50	8.9	29.97	78.3	8.0	30.20	77.9	74.2	76.6
02/28/2017 02:00	9.0	29.97	78.2	8.0	30.20	77.9	74.2	76.6
02/28/2017 02:10	9.0	29.97	78.3	8.0	30.21	77.9	74.3	76.6
02/28/2017 02:20	9.0	29.98	78.3	8.0	30.23	77.9	74.3	76.6
02/28/2017 02:30	9.0	29.98	78.3	8.0	30.24	77.9	74.3	76.7
02/28/2017 02:40	9.0	29.98	78.3	8.0	30.23	77.9	74.3	76.6
02/28/2017 02:50	9.0	29.98	78.3	8.0	30.22	78.0	74.3	76.6
02/28/2017 03:00	9.0	29.98	78.3	8.0	30.22	77.9	74.3	76.6
02/28/2017 03:10	9.0	29.97	78.3	8.0	30.21	77.9	74.3	76.6
02/28/2017 03:20	9.0	29.97	78.3	8.0	30.21	77.9	74.3	76.6
02/28/2017 03:30	9.0	29.97	78.3	8.0	30.21	78.0	74.3	76.6
02/28/2017 03:40	9.0	29.97	78.3	8.0	30.21	77.9	74.2	76.6
02/28/2017 03:50	9.0	29.97	78.3	8.0	30.18	77.9	74.1	76.5
02/28/2017 04:00	9.0	29.93	78.3	8.0	30.14	77.9	74.1	76.5
02/28/2017 04:10	9.0	29.91	78.2	8.0	30.13	77.9	74.1	76.4
02/28/2017 04:20	9.0	29.90	78.2	8.0	30.13	77.8	74.0	76.4
02/28/2017 04:30	9.0	29.91	78.2	8.0	30.13	77.9	74.1	76.5
02/28/2017 04:40	9.0	29.93	78.2	8.0	30.13	77.9	74.1	76.6
02/28/2017 04:50	9.0	29.93	78.3	8.0	30.16	77.9	74.1	76.6
02/28/2017 05:00	9.0	29.94	78.3	8.0	30.17	77.9	74.1	76.5
02/28/2017 05:10	9.0	29.96	78.3	8.0	30.18	77.9	74.2	76.6

Date/Time	GW12i F	GW12i T	GW12o	GW13i F	GW13i T	GW13o	GW13i not used	Lno not used
02/28/2017 05:20	9.0	29.97	78.3	8.0	30.21	77.9	74.2	76.6
02/28/2017 05:30	9.0	29.97	78.3	8.0	30.21	77.9	74.3	76.6
02/28/2017 05:40	9.0	29.97	78.3	8.0	30.21	78.0	74.2	76.6
02/28/2017 05:50	9.0	29.97	78.4	8.0	30.21	78.0	74.3	76.6
02/28/2017 06:00	9.0	29.98	78.4	8.0	30.23	78.0	74.3	76.7
02/28/2017 06:10	9.0	30.01	78.4	8.0	30.25	78.0	74.3	76.7
02/28/2017 06:20	9.0	30.02	78.4	8.0	30.25	78.1	74.4	76.7
02/28/2017 06:30	9.0	30.04	78.5	8.0	30.25	78.1	74.4	76.8
02/28/2017 06:40	9.0	30.05	78.5	8.0	30.28	78.1	74.4	76.8
02/28/2017 06:50	9.0	30.05	78.5	8.0	30.29	78.1	74.4	76.8
02/28/2017 07:00	9.0	30.08	78.5	8.0	30.30	78.1	74.5	76.8
02/28/2017 07:10	9.0	30.09	78.5	8.0	30.33	78.2	74.6	76.9
02/28/2017 07:20	9.0	30.13	78.6	8.0	30.35	78.2	74.6	76.9
02/28/2017 07:30	9.0	30.14	78.6	8.0	30.38	78.2	74.7	77.0
02/28/2017 07:40	9.0	30.18	78.7	8.0	30.41	78.3	74.7	77.0
02/28/2017 07:50	9.0	30.22	78.8	8.0	30.45	78.4	74.9	77.1
02/28/2017 08:00	9.0	30.27	78.8	8.0	30.51	78.4	75.0	77.2
02/28/2017 08:10	9.0	30.32	78.9	8.0	30.55	78.6	75.1	77.3
02/28/2017 08:20	9.0	30.38	79.1	8.0	30.62	78.6	75.2	77.4
02/28/2017 08:30	9.0	30.43	79.2	8.0	30.68	78.7	75.4	77.5
02/28/2017 08:40	8.9	30.50	79.3	8.0	30.74	78.9	75.5	77.6
02/28/2017 08:50	8.9	30.56	79.4	8.0	30.80	78.9	75.7	77.8
02/28/2017 09:00	9.0	30.59	79.4	8.0	30.83	79.1	75.7	77.9
02/28/2017 09:10	8.9	30.66	79.5	8.0	30.91	79.2	75.9	78.0
02/28/2017 09:20	8.9	30.74	79.7	8.0	30.99	79.3	76.2	78.2
02/28/2017 09:30	8.9	30.81	79.8	8.0	31.06	79.4	76.3	78.3
02/28/2017 09:40	8.9	30.89	79.9	8.0	31.14	79.6	76.5	78.5
02/28/2017 09:50	8.9	31.00	80.1	8.0	31.24	79.7	76.8	78.8
02/28/2017 10:00	8.9	31.10	80.3	8.0	31.34	79.9	77.0	79.0
02/28/2017 10:10	8.9	31.18	80.4	8.0	31.42	80.0	77.2	79.2
02/28/2017 10:20	8.9	31.27	80.6	8.0	31.50	80.2	77.4	79.3
02/28/2017 10:30	8.9	31.36	80.8	8.0	31.59	80.3	77.6	79.5
02/28/2017 10:40	8.9	31.44	80.9	8.0	31.69	80.5	77.8	79.8
02/28/2017 10:50	8.9	31.55	81.2	8.0	31.80	80.7	78.1	80.0
02/28/2017 11:00	8.9	31.65	81.3	7.9	31.91	80.8	78.4	80.3

Date/Time	GW12i F	GW12i T	GW12o	GW13i F	GW13i T	GW13o	GW13i not used	Lno not used
02/28/2017 11:10	8.9	31.79	81.6	8.0	32.04	81.0	78.7	80.6
02/28/2017 11:20	8.9	31.89	81.8	7.9	32.15	81.2	79.0	80.8
02/28/2017 11:30	8.9	31.99	81.9	7.9	32.26	81.4	79.2	81.0
02/28/2017 11:40	8.9	32.11	82.1	7.9	32.37	81.6	79.5	81.2
02/28/2017 11:50	8.9	32.24	82.3	7.9	32.52	81.8	79.9	81.4
02/28/2017 12:00	8.9	32.36	82.6	7.9	32.63	82.1	80.2	81.8
02/28/2017 12:10	8.9	32.46	82.8	7.9	32.73	82.2	80.4	82.0
02/28/2017 12:20	8.9	32.56	83.0	7.9	32.84	82.4	80.7	82.2
02/28/2017 12:30	8.9	32.67	83.2	7.9	32.95	82.6	80.9	82.5
02/28/2017 12:40	8.9	32.73	83.4	7.9	33.00	82.8	81.1	82.6
02/28/2017 12:50	8.9	32.84	83.7	7.9	33.11	82.9	81.3	82.8
02/28/2017 13:00	8.9	32.91	83.8	7.9	33.19	83.1	81.6	83.1
02/28/2017 13:10	8.9	32.97	83.9	7.9	33.23	83.2	81.7	83.1
02/28/2017 13:20	8.9	33.02	84.0	7.9	33.29	83.3	81.9	83.2
02/28/2017 13:30	8.9	33.06	84.1	7.9	33.33	83.4	82.0	83.4
02/28/2017 13:40	8.8	33.11	84.2	7.9	33.40	83.5	82.1	83.5
02/28/2017 13:50	8.8	33.15	84.3	7.9	33.41	83.5	82.2	83.6
02/28/2017 14:00	8.8	33.17	84.3	7.9	33.44	83.6	82.3	83.6
02/28/2017 14:10	8.8	33.19	84.5	7.9	33.47	83.7	82.3	83.7
02/28/2017 14:20	8.8	33.21	84.5	7.9	33.47	83.7	82.3	83.7
02/28/2017 14:30	8.8	33.25	84.6	7.9	33.50	83.8	82.4	83.8
02/28/2017 14:40	8.8	33.25	84.7	7.9	33.53	83.8	82.5	83.8
02/28/2017 14:50	8.8	33.28	84.7	7.9	33.57	83.9	82.5	83.9
02/28/2017 15:00	8.8	33.33	84.8	7.9	33.59	84.0	82.7	84.0
02/28/2017 15:10	8.8	33.37	84.8	7.9	33.63	84.1	82.7	84.1
02/28/2017 15:20	8.8	33.37	84.9	7.9	33.65	84.2	82.8	84.1
02/28/2017 15:30	8.8	33.37	85.0	7.9	33.65	84.2	82.8	84.1
02/28/2017 15:40	8.8	33.37	85.0	7.9	33.65	84.2	82.8	84.2
02/28/2017 15:50	8.8	33.37	85.0	7.9	33.65	84.3	82.8	84.2
02/28/2017 16:00	8.8	33.37	85.0	7.9	33.65	84.3	82.8	84.2
02/28/2017 16:10	8.8	33.41	85.1	7.9	33.68	84.3	82.9	84.3
02/28/2017 16:20	8.8	33.45	85.2	7.9	33.71	84.3	82.9	84.4
02/28/2017 16:30	8.8	33.50	85.3	7.9	33.76	84.5	83.1	84.5
02/28/2017 16:40	8.8	33.49	85.3	7.9	33.77	84.5	83.1	84.5
02/28/2017 16:50	8.8	33.49	85.3	7.9	33.77	84.5	83.1	84.5

Date/Time	GW12i F	GW12i T	GW12o	GW13i F	GW13i T	GW13o	GW13i not used	Lno not used
02/28/2017 17:00	8.8	33.46	85.3	7.9	33.72	84.5	83.0	84.5
02/28/2017 17:10	8.8	33.45	85.3	7.9	33.69	84.5	82.9	84.4
02/28/2017 17:20	8.8	33.41	85.3	7.9	33.69	84.5	82.9	84.4
02/28/2017 17:30	8.8	33.40	85.3	7.9	33.67	84.5	82.9	84.4
02/28/2017 17:40	8.8	33.39	85.3	7.9	33.65	84.5	82.8	84.3
02/28/2017 17:50	8.8	33.37	85.2	7.9	33.64	84.5	82.8	84.3
02/28/2017 18:00	8.8	33.37	85.2	7.9	33.61	84.5	82.7	84.2
02/28/2017 18:10	8.8	33.31	85.2	7.9	33.57	84.4	82.6	84.2
02/28/2017 18:20	8.8	33.27	85.1	7.9	33.52	84.3	82.5	84.1
02/28/2017 18:30	8.8	33.21	85.0	7.9	33.46	84.3	82.3	84.0
02/28/2017 18:40	8.8	33.13	84.9	7.9	33.39	84.2	82.2	83.8
02/28/2017 18:50	8.8	33.07	84.8	7.9	33.31	84.1	82.0	83.7
02/28/2017 19:00	8.8	33.01	84.7	7.9	33.26	84.0	81.9	83.6
02/28/2017 19:10	8.8	32.97	84.7	7.9	33.23	84.0	81.8	83.5
02/28/2017 19:20	8.8	32.97	84.6	7.9	33.22	84.0	81.8	83.4
02/28/2017 19:30	8.8	32.97	84.6	7.9	33.21	83.9	81.7	83.5
02/28/2017 19:40	8.8	32.94	84.6	7.9	33.18	83.9	81.7	83.5
02/28/2017 19:50	8.8	32.93	84.6	7.9	33.17	83.9	81.7	83.4
02/28/2017 20:00	8.8	32.93	84.6	7.9	33.17	83.9	81.6	83.4
02/28/2017 20:10	8.8	32.93	84.6	7.9	33.19	84.0	81.7	83.4
02/28/2017 20:20	8.8	32.95	84.6	7.9	33.19	84.0	81.7	83.4
02/28/2017 20:30	8.8	32.96	84.6	7.9	33.20	84.0	81.7	83.4
02/28/2017 20:40	8.8	32.93	84.6	7.9	33.17	84.0	81.6	83.4
02/28/2017 20:50	8.8	32.88	84.6	7.9	33.13	83.9	81.6	83.3
02/28/2017 21:00	8.8	32.84	84.5	7.9	33.10	83.9	81.4	83.3
02/28/2017 21:10	8.8	32.82	84.5	7.9	33.07	83.8	81.4	83.2
02/28/2017 21:20	8.9	32.80	84.4	7.9	33.04	83.8	81.3	83.1
02/28/2017 21:30	8.9	32.77	84.4	7.9	33.01	83.8	81.3	83.1
02/28/2017 21:40	8.9	32.74	84.3	7.9	32.98	83.7	81.2	83.0
02/28/2017 21:50	8.8	32.71	84.3	7.9	32.97	83.7	81.1	83.0
02/28/2017 22:00	8.9	32.69	84.3	7.9	32.94	83.7	81.0	82.9
02/28/2017 22:10	8.8	32.69	84.3	7.9	32.93	83.7	81.0	82.9
02/28/2017 22:20	8.8	32.69	84.3	7.9	32.95	83.7	81.0	82.9
02/28/2017 22:30	8.9	32.69	84.3	7.9	32.95	83.7	81.0	82.9
02/28/2017 22:40	8.8	32.70	84.3	7.9	32.97	83.7	81.0	82.9

Date/Time	GW12i F	GW12i T	GW12o	GW13i F	GW13i T	GW13o	GW13i not used	Lno not used
02/28/2017 22:50	8.9	32.71	84.3	7.9	32.97	83.7	81.1	82.9
02/28/2017 23:00	8.8	32.71	84.3	7.9	32.97	83.7	81.1	82.9
02/28/2017 23:10	8.9	32.73	84.4	7.9	32.97	83.8	81.1	83.0
02/28/2017 23:20	8.9	32.73	84.4	7.9	32.97	83.8	81.2	83.0
02/28/2017 23:30	8.9	32.73	84.4	7.9	32.97	83.8	81.2	83.0
02/28/2017 23:40	8.9	32.73	84.4	7.9	32.97	83.8	81.2	83.0
02/28/2017 23:50	8.9	32.73	84.4	7.9	32.97	83.8	81.1	83.0
03/01/2017 00:00	8.9	32.71	84.3	7.9	32.97	83.8	81.2	83.0

Appendix B - Attachment 2 - HEW Locations Raw Flow Meter and Temperature Measurement Results Provided by Instrumentation

Date/Time	HW1i F	HW1i T	HW1o	HW2i F	HW2i T	HW2o	HW3i F	HW3i T	HW3o	HW4i F	HW4i T	HW4o
02/01/2017 00:00	6.0	66.76	67.9	5.9	66.79	67.8	6.0	66.72	68.5	7.8	66.16	70.1
02/01/2017 00:10	6.0	66.73	67.8	5.9	66.77	67.8	6.0	66.72	68.6	7.8	66.16	70.0
02/01/2017 00:20	6.0	66.72	67.8	5.9	66.72	67.8	6.0	66.66	68.5	7.8	66.11	70.0
02/01/2017 00:30	6.0	66.64	67.8	5.9	66.64	67.8	6.0	66.62	68.4	7.8	66.03	69.9
02/01/2017 00:40	6.0	66.55	67.7	5.9	66.55	67.7	6.0	66.50	68.4	7.8	65.94	69.9
02/01/2017 00:50	6.0	66.37	67.6	5.9	66.39	67.6	6.0	66.36	68.3	7.8	65.76	69.9
02/01/2017 01:00	6.0	66.33	67.5	5.9	66.33	67.5	6.0	66.30	68.2	7.8	65.72	69.8
02/01/2017 01:10	6.0	66.24	67.4	5.9	66.24	67.4	6.0	66.19	68.1	7.8	65.64	69.7
02/01/2017 01:20	6.0	66.12	67.4	5.9	66.12	67.3	6.0	66.10	68.0	7.8	65.51	69.6
02/01/2017 01:30	6.0	65.93	67.3	5.9	65.99	67.2	6.0	65.92	68.0	7.8	65.38	69.5
02/01/2017 01:40	6.0	65.92	67.1	5.9	65.95	67.1	6.0	65.91	67.9	7.8	65.32	69.4
02/01/2017 01:50	6.0	65.81	67.1	5.9	65.82	67.0	6.0	65.80	67.8	7.8	65.20	69.4
02/01/2017 02:00	6.0	65.66	67.0	5.9	65.70	67.0	6.0	65.64	67.7	7.8	65.03	69.2
02/01/2017 02:10	6.0	65.56	66.9	5.9	65.61	66.8	6.0	65.56	67.6	7.8	64.94	69.1
02/01/2017 02:20	6.0	65.58	66.8	5.9	65.60	66.7	6.0	65.56	67.5	7.8	64.94	69.1
02/01/2017 02:30	6.0	65.46	66.8	5.9	65.50	66.7	6.0	65.42	67.4	7.8	64.83	69.0
02/01/2017 02:40	6.0	65.43	66.7	6.0	65.44	66.7	6.0	65.39	67.4	7.8	64.81	68.9
02/01/2017 02:50	6.0	65.42	66.6	6.0	65.42	66.6	6.0	65.33	67.4	7.8	64.78	68.9
02/01/2017 03:00	6.0	65.41	66.6	5.9	65.41	66.6	6.0	65.33	67.3	7.8	64.79	69.0
02/01/2017 03:10	6.0	65.39	66.5	6.0	65.41	66.6	6.0	65.33	67.3	7.8	64.77	68.9
02/01/2017 03:20	6.0	65.40	66.5	6.0	65.41	66.6	6.0	65.33	67.3	7.8	64.78	68.8
02/01/2017 03:30	6.0	65.37	66.5	6.0	65.37	66.5	6.0	65.33	67.2	7.8	64.76	68.8
02/01/2017 03:40	6.0	65.30	66.5	6.0	65.33	66.5	6.0	65.26	67.2	7.8	64.72	68.8
02/01/2017 03:50	6.0	65.31	66.5	5.9	65.33	66.5	6.0	65.25	67.2	7.8	64.72	68.8
02/01/2017 04:00	6.0	65.33	66.5	6.0	65.33	66.5	6.0	65.30	67.1	7.8	64.72	68.7
02/01/2017 04:10	6.0	65.33	66.5	6.0	65.34	66.5	6.0	65.28	67.2	7.8	64.73	68.8
02/01/2017 04:20	6.0	65.30	66.5	5.9	65.32	66.4	6.0	65.23	67.2	7.8	64.72	68.8
02/01/2017 04:30	6.0	65.23	66.4	5.9	65.25	66.5	6.0	65.22	67.1	7.8	64.63	68.7
02/01/2017 04:40	6.0	65.14	66.4	5.9	65.16	66.4	6.0	65.12	67.1	7.8	64.50	68.7
02/01/2017 04:50	6.0	64.98	66.3	6.0	65.02	66.3	6.0	64.99	67.2	7.8	64.36	68.7
02/01/2017 05:00	6.0	64.92	66.2	6.0	64.95	66.2	6.0	64.92	67.1	7.8	64.30	68.6
02/01/2017 05:10	6.0	64.84	66.1	5.9	64.88	66.2	6.0	64.83	66.9	7.8	64.22	68.5
02/01/2017 05:20	6.0	64.79	66.1	6.0	64.82	66.1	6.0	64.78	66.9	7.8	64.13	68.5
02/01/2017 05:30	6.0	64.72	66.0	6.0	64.72	66.1	6.0	64.72	66.8	7.8	64.10	68.4
02/01/2017 05:40	6.0	64.64	65.9	6.0	64.71	66.0	6.0	64.64	66.7	7.8	64.03	68.3
02/01/2017 05:50	6.0	64.57	65.9	6.0	64.58	65.9	6.0	64.54	66.6	7.8	63.95	68.3
02/01/2017 06:00	6.0	64.53	65.9	6.0	64.53	65.8	6.0	64.52	66.6	7.8	63.88	68.2
02/01/2017 06:10	6.0	64.44	65.8	6.0	64.49	65.8	6.0	64.43	66.6	7.8	63.82	68.2
02/01/2017 06:20	6.0	64.36	65.7	6.0	64.41	65.7	6.0	64.35	66.6	7.8	63.73	68.1
02/01/2017 06:30	6.0	64.34	65.6	6.0	64.41	65.6	6.0	64.33	66.4	7.8	63.73	68.0
02/01/2017 06:40	6.0	64.33	65.6	6.0	64.37	65.6	6.0	64.33	66.4	7.8	63.73	67.9
02/01/2017 06:50	6.0	64.33	65.6	6.0	64.34	65.6	6.0	64.32	66.3	7.8	63.73	67.9
02/01/2017 07:00	6.0	64.33	65.6	5.9	64.34	65.5	6.0	64.33	66.4	7.8	63.73	68.0
02/01/2017 07:10	6.0	64.33	65.6	6.0	64.33	65.6	6.0	64.31	66.3	7.8	63.73	67.9
02/01/2017 07:20	6.0	64.31	65.5	6.0	64.33	65.6	6.0	64.24	66.3	7.8	63.68	67.9
02/01/2017 07:30	6.0	64.32	65.5	6.0	64.33	65.5	6.0	64.31	66.3	7.8	63.72	67.9
02/01/2017 07:40	6.0	64.32	65.5	6.0	64.33	65.5	6.0	64.27	66.3	7.8	63.69	67.9
02/01/2017 07:50	6.0	64.23	65.5	6.0	64.32	65.5	6.0	64.22	66.3	7.8	63.63	67.8
02/01/2017 08:00	6.0	64.28	65.5	6.0	64.33	65.5	6.0	64.26	66.3	7.8	63.67	67.9
02/01/2017 08:10	6.0	64.35	65.5	6.0	64.36	65.6	6.0	64.33	66.3	7.8	63.77	67.9
02/01/2017 08:20	6.0	64.42	65.6	6.0	64.42	65.5	6.0	64.33	66.3	7.8	63.83	67.8
02/01/2017 08:30	6.0	64.45	65.7	6.0	64.45	65.6	6.0	64.41	66.3	7.8	63.86	67.9
02/01/2017 08:40	6.0	64.55	65.6	5.9	64.53	65.6	6.0	64.51	66.4	7.8	63.99	68.0
02/01/2017 08:50	6.0	64.63	65.7	6.0	64.62	65.6	6.0	64.53	66.4	7.8	64.03	68.0
02/01/2017 09:00	6.0	64.62	65.8	5.9	64.62	65.7	6.0	64.53	66.4	7.8	64.03	67.9

Date/Time	HW1i F	HW1i T	HW1o	HW2i F	HW2i T	HW2o	HW3i F	HW3i T	HW3o	HW4i F	HW4i T	HW4o
02/01/2017 09:10	6.0	64.65	65.8	6.0	64.71	65.7	6.0	64.60	66.5	7.8	64.06	68.0
02/01/2017 09:20	6.0	64.75	65.8	5.9	64.75	65.8	6.0	64.68	66.5	7.8	64.15	68.0
02/01/2017 09:30	6.0	64.89	65.8	6.0	64.90	65.9	6.0	64.81	66.6	7.8	64.31	68.0
02/01/2017 09:40	6.0	64.92	65.9	5.9	65.00	66.0	6.0	64.91	66.7	7.8	64.41	68.1
02/01/2017 09:50	6.0	65.02	66.0	5.9	65.03	66.1	6.0	64.94	66.7	7.8	64.44	68.2
02/01/2017 10:00	6.0	65.03	66.1	6.0	65.05	66.1	6.0	64.98	66.8	7.8	64.45	68.3
02/01/2017 10:10	6.0	65.14	66.1	5.9	65.18	66.2	6.0	65.08	66.8	7.8	64.56	68.3
02/01/2017 10:20	6.0	65.16	66.2	5.9	65.22	66.2	6.0	65.13	66.9	7.8	64.54	68.3
02/01/2017 10:30	6.0	65.20	66.2	5.9	65.25	66.2	6.0	65.17	66.9	7.8	64.61	68.4
02/01/2017 10:40	6.0	65.22	66.3	5.9	65.25	66.3	6.0	65.15	67.0	7.8	64.62	68.4
02/01/2017 10:50	6.0	65.22	66.4	5.9	65.26	66.3	6.0	65.19	67.0	7.8	64.63	68.4
02/01/2017 11:00	6.0	65.31	66.4	5.9	65.35	66.4	6.0	65.26	67.0	7.8	64.72	68.5
02/01/2017 11:10	6.0	65.39	66.4	5.9	65.41	66.3	6.0	65.31	67.0	7.8	64.75	68.5
02/01/2017 11:20	6.0	65.44	66.5	5.9	65.47	66.4	6.0	65.37	67.2	7.8	64.81	68.5
02/01/2017 11:30	6.0	65.57	66.6	5.9	65.63	66.5	6.0	65.52	67.1	7.8	64.98	68.6
02/01/2017 11:40	6.0	65.68	66.6	5.9	65.74	66.6	6.0	65.64	67.2	7.8	65.09	68.6
02/01/2017 11:50	6.0	65.84	66.8	5.9	65.85	66.7	5.9	65.73	67.4	7.8	65.25	68.8
02/01/2017 12:00	6.0	65.93	66.8	5.9	65.95	66.8	6.0	65.85	67.4	7.8	65.36	68.9
02/01/2017 12:10	6.0	66.07	66.9	5.9	66.09	66.9	5.9	65.97	67.5	7.8	65.52	68.9
02/01/2017 12:20	6.0	66.22	67.0	5.9	66.27	67.1	5.9	66.12	67.7	7.8	65.69	69.0
02/01/2017 12:30	6.0	66.31	67.1	5.9	66.34	67.1	5.9	66.26	67.8	7.8	65.76	69.1
02/01/2017 12:40	6.0	66.56	67.3	5.9	66.59	67.3	5.9	66.47	67.8	7.8	66.01	69.2
02/01/2017 12:50	6.0	66.82	67.5	5.9	66.85	67.4	5.9	66.71	68.0	7.8	66.31	69.4
02/01/2017 13:00	6.0	67.19	67.8	5.9	67.20	67.6	5.9	67.06	68.3	7.8	66.70	69.5
02/01/2017 13:10	6.0	67.10	67.9	5.9	67.13	68.0	5.9	67.01	68.4	7.8	66.58	69.6
02/01/2017 13:20	6.0	67.06	68.0	5.9	67.09	67.9	6.0	66.98	68.5	7.8	66.52	69.8
02/01/2017 13:30	6.0	67.04	68.0	5.9	67.08	68.0	6.0	66.98	68.6	7.8	66.48	69.8
02/01/2017 13:40	6.0	67.02	68.0	5.9	67.03	67.9	6.0	66.92	68.5	7.8	66.42	69.9
02/01/2017 13:50	6.0	66.96	68.0	5.9	66.97	67.9	6.0	66.87	68.5	7.8	66.34	69.9
02/01/2017 14:00	6.0	66.89	67.9	5.9	66.89	67.9	6.0	66.82	68.5	7.8	66.29	70.0
02/01/2017 14:10	6.0	66.83	67.9	6.0	66.84	67.9	6.0	66.77	68.5	7.8	66.23	69.9
02/01/2017 14:20	6.0	66.80	67.9	5.9	66.83	67.8	6.0	66.76	68.4	7.8	66.20	69.8
02/01/2017 14:30	6.0	66.74	67.9	5.9	66.78	67.8	6.0	66.72	68.4	7.8	66.13	69.9
02/01/2017 14:40	6.0	66.72	67.8	5.9	66.73	67.7	6.0	66.67	68.4	7.8	66.10	69.8
02/01/2017 14:50	6.0	66.70	67.7	5.9	66.72	67.7	6.0	66.63	68.4	7.8	66.04	69.9
02/01/2017 15:00	6.0	66.66	67.7	5.9	66.67	67.7	6.0	66.63	68.3	7.8	66.03	69.8
02/01/2017 15:10	6.0	66.59	67.7	5.9	66.61	67.6	6.0	66.56	68.3	7.8	66.01	69.9
02/01/2017 15:20	6.0	66.53	67.7	6.0	66.53	67.6	6.0	66.52	68.3	7.7	65.93	69.8
02/01/2017 15:30	6.0	66.46	67.6	6.0	66.48	67.5	6.0	66.44	68.2	7.7	65.85	69.7
02/01/2017 15:40	6.0	66.40	67.6	6.0	66.41	67.5	6.0	66.36	68.2	7.7	65.78	69.6
02/01/2017 15:50	6.0	66.38	67.5	6.0	66.39	67.4	6.0	66.33	68.2	7.8	65.77	69.6
02/01/2017 16:00	6.0	66.32	67.5	6.0	66.33	67.4	6.0	66.28	68.2	7.7	65.72	69.6
02/01/2017 16:10	6.0	66.23	67.4	6.0	66.23	67.3	6.0	66.17	68.0	7.8	65.63	69.5
02/01/2017 16:20	6.0	66.16	67.3	6.0	66.18	67.3	6.0	66.09	68.0	7.8	65.53	69.6
02/01/2017 16:30	6.0	66.04	67.2	6.0	66.06	67.3	6.0	66.01	67.9	7.8	65.43	69.5
02/01/2017 16:40	6.0	65.93	67.2	6.0	65.95	67.2	6.0	65.90	67.8	7.8	65.31	69.5
02/01/2017 16:50	6.0	65.85	67.1	6.0	65.86	67.0	6.0	65.81	67.8	7.7	65.21	69.4
02/01/2017 17:00	6.0	65.74	67.0	6.0	65.75	67.0	6.0	65.68	67.8	7.8	65.08	69.2
02/01/2017 17:10	6.0	65.65	66.9	6.0	65.70	66.9	6.0	65.61	67.6	7.8	65.00	69.1
02/01/2017 17:20	6.0	65.48	66.8	6.0	65.50	66.8	6.0	65.46	67.5	7.8	64.85	69.1
02/01/2017 17:30	6.0	65.37	66.7	6.0	65.37	66.7	6.0	65.34	67.4	7.7	64.72	69.0
02/01/2017 17:40	6.0	65.27	66.6	6.0	65.32	66.6	6.0	65.26	67.3	7.8	64.66	68.9
02/01/2017 17:50	6.0	65.22	66.5	6.0	65.25	66.5	6.0	65.21	67.2	7.7	64.57	68.8
02/01/2017 18:00	6.0	65.20	66.4	6.0	65.20	66.4	6.0	65.12	67.2	7.7	64.51	68.8
02/01/2017 18:10	6.0	65.05	66.3	6.0	65.05	66.3	6.0	65.02	67.1	7.8	64.37	68.7

Date/Time	HW1i F	HW1i T	HW1o	HW2i F	HW2i T	HW2o	HW3i F	HW3i T	HW3o	HW4i F	HW4i T	HW4o
02/01/2017 18:20	6.0	64.94	66.3	6.0	64.99	66.2	6.0	64.93	67.0	7.8	64.30	68.7
02/01/2017 18:30	6.0	64.88	66.1	6.0	64.88	66.2	6.0	64.84	66.9	7.8	64.18	68.6
02/01/2017 18:40	6.0	64.77	66.0	6.0	64.77	66.0	6.0	64.73	66.9	7.7	64.11	68.5
02/01/2017 18:50	6.0	64.67	66.0	6.0	64.72	65.9	6.0	64.66	66.7	7.8	64.03	68.4
02/01/2017 19:00	6.0	64.63	66.0	6.0	64.64	65.9	6.0	64.58	66.7	7.8	63.95	68.4
02/01/2017 19:10	6.0	64.55	65.8	6.0	64.54	65.8	6.0	64.51	66.6	7.8	63.85	68.3
02/01/2017 19:20	6.0	64.45	65.7	6.0	64.45	65.7	6.0	64.44	66.5	7.7	63.76	68.0
02/01/2017 19:30	6.0	64.37	65.6	6.0	64.38	65.6	6.0	64.34	66.4	7.8	63.67	68.1
02/01/2017 19:40	6.0	64.32	65.6	6.0	64.33	65.6	6.0	64.28	66.4	7.7	63.63	68.1
02/01/2017 19:50	6.0	64.24	65.6	6.0	64.27	65.6	6.0	64.19	66.3	7.8	63.57	68.0
02/01/2017 20:00	6.0	64.20	65.4	6.0	64.20	65.5	6.0	64.14	66.3	7.7	63.52	68.0
02/01/2017 20:10	6.0	64.12	65.5	6.0	64.12	65.4	6.0	64.10	66.2	7.8	63.44	68.0
02/01/2017 20:20	6.0	64.04	65.4	6.0	64.03	65.3	6.0	64.02	66.2	7.8	63.34	67.9
02/01/2017 20:30	6.0	63.96	65.3	6.0	64.00	65.3	6.0	63.93	66.1	7.7	63.29	67.7
02/01/2017 20:40	6.0	63.86	65.2	6.0	63.88	65.2	6.0	63.85	66.0	7.8	63.22	67.7
02/01/2017 20:50	6.0	63.76	65.1	6.0	63.76	65.1	6.0	63.73	65.9	7.7	63.07	67.7
02/01/2017 21:00	6.0	63.63	65.0	6.0	63.64	65.0	6.0	63.59	65.8	7.7	62.94	67.6
02/01/2017 21:10	6.0	63.53	64.9	6.0	63.54	65.0	6.0	63.51	65.8	7.7	62.87	67.5
02/01/2017 21:20	6.0	63.40	64.8	6.0	63.41	64.9	6.0	63.39	65.6	7.7	62.74	67.4
02/01/2017 21:30	6.0	63.22	64.7	6.0	63.25	64.7	6.0	63.21	65.5	7.8	62.55	67.4
02/01/2017 21:40	6.0	62.98	64.5	6.0	62.99	64.6	6.0	62.98	65.4	7.7	62.33	67.2
02/01/2017 21:50	6.0	62.73	64.3	6.0	62.74	64.4	6.0	62.75	65.2	7.8	62.09	67.1
02/01/2017 22:00	6.0	62.52	64.1	6.0	62.53	64.3	6.0	62.53	65.0	7.7	61.84	66.9
02/01/2017 22:10	6.0	62.32	63.9	6.0	62.35	64.1	6.0	62.37	64.9	7.7	61.65	66.8
02/01/2017 22:20	6.0	62.19	63.7	6.0	62.20	63.9	6.0	62.21	64.8	7.8	61.49	66.6
02/01/2017 22:30	6.0	61.99	63.6	6.0	62.01	63.7	6.0	62.02	64.6	7.8	61.30	66.4
02/01/2017 22:40	6.0	61.83	63.5	6.0	61.89	63.6	6.0	61.89	64.4	7.8	61.18	66.3
02/01/2017 22:50	6.0	61.69	63.3	6.0	61.74	63.5	6.0	61.75	64.3	7.8	61.04	66.1
02/01/2017 23:00	6.0	61.59	63.2	6.0	61.63	63.3	6.0	61.63	64.2	7.8	60.93	66.0
02/01/2017 23:10	6.0	61.49	63.1	6.0	61.52	63.3	6.0	61.52	64.1	7.8	60.82	65.9
02/01/2017 23:20	6.0	61.34	62.9	6.0	61.36	63.1	6.0	61.39	64.0	7.7	60.65	65.9
02/01/2017 23:30	6.0	61.22	62.9	6.0	61.27	62.9	6.0	61.26	63.8	7.7	60.52	65.7
02/01/2017 23:40	6.0	61.07	62.7	6.0	61.10	62.8	6.0	61.12	63.7	7.8	60.37	65.6
02/01/2017 23:50	6.0	60.93	62.6	6.0	60.96	62.7	6.0	60.97	63.6	7.8	60.24	65.4
02/02/2017 00:00	6.0	60.78	62.4	6.0	60.84	62.6	6.0	60.82	63.5	7.7	60.08	65.4
02/02/2017 00:10	6.0	60.63	62.3	6.0	60.68	62.5	6.0	60.70	63.4	7.7	59.94	65.2
02/02/2017 00:20	6.0	60.51	62.2	6.0	60.56	62.3	6.0	60.55	63.3	7.7	59.81	65.1
02/02/2017 00:30	6.0	60.39	62.2	6.0	60.43	62.2	6.0	60.45	63.1	7.7	59.66	65.0
02/02/2017 00:40	6.0	60.23	61.9	6.0	60.27	62.0	6.0	60.28	63.1	7.7	59.55	65.0
02/02/2017 00:50	6.0	60.08	61.8	6.0	60.11	61.9	6.0	60.14	62.9	7.7	59.36	64.8
02/02/2017 01:00	6.0	59.90	61.7	6.0	59.95	61.7	6.0	59.96	62.8	7.8	59.22	64.6
02/02/2017 01:10	6.0	59.73	61.5	6.0	59.78	61.6	6.0	59.78	62.6	7.7	59.02	64.5
02/02/2017 01:20	6.0	59.57	61.4	6.0	59.62	61.5	6.0	59.63	62.5	7.7	58.89	64.3
02/02/2017 01:30	6.0	59.43	61.2	6.0	59.48	61.3	6.0	59.48	62.3	7.7	58.72	64.3
02/02/2017 01:40	6.0	59.28	61.1	6.0	59.33	61.2	6.0	59.32	62.1	7.7	58.58	64.2
02/02/2017 01:50	6.0	59.11	60.9	6.0	59.17	61.1	6.0	59.17	62.1	7.8	58.40	64.0
02/02/2017 02:00	6.0	58.91	60.7	6.0	58.97	60.9	6.0	58.98	61.9	7.8	58.21	63.9
02/02/2017 02:10	6.0	58.77	60.6	6.0	58.82	60.7	6.0	58.82	61.8	7.8	58.05	63.8
02/02/2017 02:20	6.0	58.59	60.5	6.0	58.65	60.5	6.0	58.66	61.6	7.7	57.88	63.6
02/02/2017 02:30	6.0	58.41	60.3	6.0	58.43	60.4	6.0	58.46	61.4	7.8	57.68	63.5
02/02/2017 02:40	6.0	58.19	60.1	6.0	58.26	60.3	6.0	58.26	61.3	7.7	57.48	63.3
02/02/2017 02:50	6.0	58.06	59.9	6.0	58.10	60.1	6.0	58.12	61.1	7.8	57.35	63.2
02/02/2017 03:00	6.0	57.90	59.7	6.0	57.97	60.0	6.0	57.98	60.9	7.8	57.19	63.0
02/02/2017 03:10	6.0	57.77	59.6	6.0	57.83	59.8	6.0	57.82	60.7	7.8	57.04	63.0
02/02/2017 03:20	6.0	57.58	59.4	6.0	57.66	59.7	6.0	57.67	60.6	7.8	56.89	62.8

Date/Time	HW1i F	HW1i T	HW1o	HW2i F	HW2i T	HW2o	HW3i F	HW3i T	HW3o	HW4i F	HW4i T	HW4o
02/02/2017 03:30	6.0	57.50	59.3	6.1	57.55	59.6	6.0	57.55	60.5	7.8	56.78	62.7
02/02/2017 03:40	6.0	57.35	59.2	6.0	57.40	59.4	6.0	57.42	60.3	7.8	56.63	62.6
02/02/2017 03:50	6.0	57.23	59.1	6.0	57.31	59.3	6.0	57.28	60.3	7.8	56.54	62.3
02/02/2017 04:00	6.0	57.15	59.0	6.0	57.23	59.2	6.0	57.21	60.1	7.8	56.44	62.2
02/02/2017 04:10	6.0	57.08	58.9	6.1	57.13	59.1	6.0	57.13	60.0	7.7	56.32	62.1
02/02/2017 04:20	6.0	56.98	58.8	6.1	57.01	59.0	6.0	57.05	60.0	7.8	56.22	62.0
02/02/2017 04:30	6.0	56.82	58.7	6.1	56.89	58.9	6.0	56.89	59.9	7.8	56.09	61.9
02/02/2017 04:40	6.0	56.73	58.6	6.1	56.78	58.8	6.0	56.81	59.8	7.8	55.98	61.8
02/02/2017 04:50	6.0	56.63	58.4	6.1	56.67	58.7	6.0	56.69	59.6	7.8	55.92	61.7
02/02/2017 05:00	6.0	56.56	58.4	6.1	56.61	58.6	6.0	56.62	59.6	7.8	55.84	61.6
02/02/2017 05:10	6.0	56.42	58.4	6.1	56.52	58.5	6.1	56.52	59.5	7.8	55.72	61.5
02/02/2017 05:20	6.0	56.39	58.3	6.1	56.42	58.4	6.0	56.42	59.4	7.8	55.63	61.4
02/02/2017 05:30	6.0	56.26	58.1	6.1	56.29	58.3	6.1	56.31	59.3	7.8	55.55	61.3
02/02/2017 05:40	6.0	56.16	58.0	6.1	56.20	58.2	6.1	56.22	59.3	7.8	55.40	61.3
02/02/2017 05:50	6.0	56.06	57.9	6.1	56.10	58.1	6.1	56.12	59.2	7.8	55.30	61.3
02/02/2017 06:00	6.0	55.99	57.9	6.1	56.03	58.0	6.1	56.03	59.1	7.8	55.23	61.1
02/02/2017 06:10	6.0	55.92	57.8	6.1	55.99	57.9	6.1	56.01	59.0	7.8	55.22	61.0
02/02/2017 06:20	6.0	55.92	57.7	6.1	55.93	58.0	6.1	55.92	58.9	7.8	55.20	60.9
02/02/2017 06:30	6.0	55.92	57.7	6.1	55.93	57.9	6.1	55.92	58.8	7.8	55.18	60.8
02/02/2017 06:40	6.0	55.92	57.7	6.1	55.92	57.9	6.1	55.92	58.9	7.8	55.16	60.8
02/02/2017 06:50	6.0	55.92	57.6	6.1	55.95	57.9	6.0	55.95	58.8	7.8	55.18	60.8
02/02/2017 07:00	6.0	55.87	57.6	6.1	55.92	57.9	6.1	55.93	59.0	7.8	55.15	60.8
02/02/2017 07:10	6.0	55.83	57.6	6.1	55.90	57.8	6.1	55.91	58.9	7.8	55.08	60.8
02/02/2017 07:20	6.0	55.82	57.6	6.1	55.88	57.8	6.1	55.88	58.7	7.8	55.06	60.7
02/02/2017 07:30	6.0	55.83	57.5	6.1	55.88	57.8	6.1	55.90	58.8	7.8	55.07	60.7
02/02/2017 07:40	6.0	55.81	57.5	6.1	55.86	57.8	6.1	55.86	58.7	7.8	55.06	60.7
02/02/2017 07:50	6.0	55.83	57.5	6.1	55.90	57.7	6.1	55.91	58.7	7.8	55.09	60.7
02/02/2017 08:00	6.0	55.83	57.5	6.1	55.87	57.7	6.1	55.88	58.8	7.8	55.08	60.7
02/02/2017 08:10	6.0	55.83	57.5	6.1	55.91	57.7	6.1	55.91	58.8	7.8	55.12	60.6
02/02/2017 08:20	6.0	55.85	57.6	6.1	55.92	57.7	6.1	55.92	58.7	7.8	55.15	60.6
02/02/2017 08:30	6.0	55.96	57.6	6.1	55.99	57.8	6.1	55.98	58.8	7.8	55.23	60.6
02/02/2017 08:40	6.0	56.00	57.7	6.1	56.03	57.9	6.0	56.00	58.8	7.8	55.28	60.7
02/02/2017 08:50	6.0	56.05	57.7	6.1	56.12	57.8	6.1	56.05	58.8	7.8	55.34	60.6
02/02/2017 09:00	6.0	56.16	57.7	6.1	56.19	57.8	6.1	56.14	58.9	7.8	55.41	60.7
02/02/2017 09:10	6.0	56.17	57.7	6.1	56.23	57.9	6.1	56.20	58.9	7.8	55.48	60.7
02/02/2017 09:20	6.0	56.28	57.9	6.1	56.31	58.0	6.1	56.25	58.9	7.8	55.58	60.8
02/02/2017 09:30	6.0	56.37	57.8	6.1	56.38	58.1	6.1	56.30	58.9	7.8	55.62	60.8
02/02/2017 09:40	6.0	56.59	57.9	6.1	56.66	58.1	6.0	56.56	58.9	7.8	55.87	60.8
02/02/2017 09:50	6.0	56.71	58.1	6.1	56.72	58.3	6.0	56.63	59.1	7.7	55.94	60.9
02/02/2017 10:00	6.0	56.64	58.2	6.1	56.68	58.4	6.1	56.60	59.2	7.8	55.87	60.9
02/02/2017 10:10	6.0	56.86	58.1	6.1	56.94	58.4	6.0	56.84	59.2	7.8	56.17	61.0
02/02/2017 10:20	6.0	57.14	58.4	6.1	57.23	58.6	6.0	57.11	59.4	7.8	56.45	61.1
02/02/2017 10:30	6.0	57.32	58.6	6.1	57.38	58.8	6.0	57.22	59.6	7.8	56.63	61.2
02/02/2017 10:40	6.0	57.53	58.7	6.0	57.59	58.9	6.0	57.45	59.7	7.8	56.81	61.4
02/02/2017 10:50	6.0	57.69	58.9	6.0	57.73	59.1	6.0	57.59	59.9	7.8	56.98	61.5
02/02/2017 11:00	6.0	57.76	59.1	6.0	57.79	59.2	6.0	57.66	60.0	7.8	56.99	61.5
02/02/2017 11:10	6.0	57.74	59.1	6.0	57.78	59.3	6.0	57.69	60.1	7.8	56.95	61.9
02/02/2017 11:20	6.0	57.89	59.1	6.0	57.92	59.3	6.0	57.81	60.2	7.8	57.16	61.8
02/02/2017 11:30	6.0	58.15	59.3	6.0	58.20	59.4	6.0	58.05	60.2	7.8	57.45	61.8
02/02/2017 11:40	6.0	58.38	59.5	6.0	58.40	59.6	6.0	58.26	60.3	7.8	57.69	62.0
02/02/2017 11:50	6.0	58.55	59.6	6.0	58.63	59.8	6.0	58.47	60.5	7.7	57.89	62.1
02/02/2017 12:00	6.0	58.69	59.9	6.0	58.75	59.9	6.0	58.63	60.7	7.8	58.05	62.2
02/02/2017 12:10	6.0	58.92	60.0	6.0	58.94	60.1	6.0	58.82	60.9	7.8	58.26	62.4
02/02/2017 12:20	6.0	59.08	60.3	6.0	59.13	60.2	6.0	59.00	61.0	7.7	58.48	62.5
02/02/2017 12:30	6.0	59.22	60.4	6.0	59.30	60.4	6.0	59.16	61.1	7.7	58.64	62.7

Date/Time	HW1i F	HW1i T	HW1o	HW2i F	HW2i T	HW2o	HW3i F	HW3i T	HW3o	HW4i F	HW4i T	HW4o
02/02/2017 12:40	6.0	59.42	60.5	6.0	59.47	60.5	6.0	59.34	61.3	7.7	58.83	62.8
02/02/2017 12:50	6.0	59.59	60.7	6.0	59.62	60.7	6.0	59.50	61.5	7.8	58.98	63.0
02/02/2017 13:00	6.0	59.70	60.9	6.0	59.77	60.8	6.0	59.66	61.7	7.8	59.15	63.2
02/02/2017 13:10	6.0	59.84	61.0	6.0	59.89	61.0	6.0	59.77	61.9	7.8	59.28	63.3
02/02/2017 13:20	6.0	60.02	61.1	6.0	60.03	61.1	6.0	59.92	62.0	7.7	59.44	63.5
02/02/2017 13:30	6.0	60.21	61.3	6.0	60.23	61.3	6.0	60.14	62.1	7.7	59.65	63.7
02/02/2017 13:40	6.0	60.34	61.4	6.0	60.37	61.4	6.0	60.28	62.2	7.7	59.86	63.6
02/02/2017 13:50	6.0	60.51	61.5	6.0	60.59	61.5	6.0	60.48	62.4	7.7	60.04	63.8
02/02/2017 14:00	6.0	60.58	61.8	6.0	60.65	61.7	6.0	60.55	62.4	7.7	60.14	64.0
02/02/2017 14:10	6.0	60.78	61.8	6.0	60.83	61.8	6.0	60.73	62.6	7.7	60.30	64.1
02/02/2017 14:20	6.0	60.83	62.0	6.0	60.92	62.0	6.0	60.81	62.7	7.7	60.38	64.2
02/02/2017 14:30	6.0	60.88	62.1	6.0	60.95	62.1	6.0	60.85	62.8	7.7	60.43	64.3
02/02/2017 14:40	6.0	61.03	62.1	6.0	61.09	62.2	6.0	61.01	62.9	7.7	60.62	64.3
02/02/2017 14:50	6.0	61.04	62.2	6.0	61.08	62.2	6.0	61.01	63.0	7.7	60.57	64.4
02/02/2017 15:00	6.0	61.10	62.3	6.0	61.13	62.3	6.0	61.08	63.1	7.8	60.61	64.5
02/02/2017 15:10	6.0	61.10	62.3	6.0	61.16	62.3	6.0	61.09	63.1	7.7	60.62	64.5
02/02/2017 15:20	6.0	61.08	62.3	6.0	61.13	62.5	6.0	61.04	63.2	7.7	60.56	64.6
02/02/2017 15:30	6.0	61.11	62.3	6.0	61.17	62.4	6.0	61.09	63.2	7.7	60.59	64.6
02/02/2017 15:40	6.0	61.12	62.4	6.0	61.13	62.4	6.0	61.09	63.2	7.7	60.56	64.7
02/02/2017 15:50	6.0	60.98	62.4	6.0	61.01	62.4	6.0	60.98	63.3	7.7	60.40	64.6
02/02/2017 16:00	6.0	60.89	62.4	6.0	60.93	62.3	6.0	60.90	63.2	7.7	60.30	64.6
02/02/2017 16:10	6.0	60.80	62.3	6.0	60.83	62.3	6.0	60.82	63.1	7.8	60.20	64.7
02/02/2017 16:20	6.0	60.73	62.2	6.0	60.77	62.2	6.0	60.75	63.1	7.7	60.11	64.7
02/02/2017 16:30	6.0	60.63	62.2	6.0	60.67	62.1	6.0	60.66	63.0	7.7	60.01	64.7
02/02/2017 16:40	6.0	60.54	62.0	6.0	60.59	62.0	6.0	60.57	62.9	7.7	59.91	64.6
02/02/2017 16:50	6.0	60.44	61.9	6.0	60.48	61.9	6.0	60.49	62.9	7.8	59.79	64.5
02/02/2017 17:00	6.0	60.38	61.9	6.0	60.40	61.8	6.0	60.41	62.8	7.8	59.69	64.3
02/02/2017 17:10	6.0	60.25	61.8	6.0	60.27	61.8	6.0	60.27	62.7	7.7	59.58	64.3
02/02/2017 17:20	6.0	60.16	61.8	6.0	60.18	61.7	6.0	60.20	62.7	7.7	59.48	64.3
02/02/2017 17:30	6.0	60.02	61.6	6.0	60.05	61.6	6.0	60.05	62.6	7.7	59.34	64.3
02/02/2017 17:40	6.0	59.88	61.5	6.0	59.92	61.6	6.0	59.90	62.4	7.7	59.20	64.2
02/02/2017 17:50	6.0	59.78	61.4	6.0	59.80	61.4	6.0	59.80	62.3	7.8	59.06	64.1
02/02/2017 18:00	6.0	59.67	61.3	6.0	59.69	61.3	6.0	59.67	62.2	7.7	58.95	63.9
02/02/2017 18:10	6.0	59.58	61.2	6.0	59.62	61.2	6.0	59.58	62.1	7.8	58.87	63.9
02/02/2017 18:20	6.0	59.50	61.0	6.0	59.52	61.1	6.0	59.52	62.0	7.7	58.77	63.8
02/02/2017 18:30	6.0	59.40	61.0	6.0	59.41	61.1	6.0	59.41	61.9	7.7	58.65	63.7
02/02/2017 18:40	6.0	59.29	60.9	6.0	59.32	61.0	6.0	59.30	61.9	7.7	58.58	63.7
02/02/2017 18:50	6.0	59.18	60.8	6.0	59.24	60.9	6.0	59.18	61.7	7.8	58.47	63.6
02/02/2017 19:00	6.0	59.08	60.7	6.0	59.09	60.7	6.0	59.08	61.6	7.8	58.34	63.5
02/02/2017 19:10	6.0	58.97	60.6	6.0	58.98	60.7	6.0	58.97	61.5	7.8	58.23	63.4
02/02/2017 19:20	6.0	58.90	60.5	6.0	58.92	60.5	6.0	58.90	61.5	7.8	58.17	63.3
02/02/2017 19:30	6.0	58.77	60.5	6.0	58.81	60.5	6.0	58.78	61.4	7.8	58.05	63.3
02/02/2017 19:40	6.0	58.66	60.3	6.0	58.67	60.4	6.0	58.66	61.3	7.7	57.91	63.1
02/02/2017 19:50	6.0	58.52	60.2	6.0	58.55	60.3	6.0	58.52	61.3	7.7	57.78	63.0
02/02/2017 20:00	6.0	58.42	60.0	6.0	58.48	60.2	6.0	58.45	61.1	7.7	57.71	62.9
02/02/2017 20:10	6.0	58.34	60.0	6.0	58.38	60.1	6.0	58.37	61.0	7.8	57.63	62.9
02/02/2017 20:20	6.0	58.24	59.9	6.0	58.28	60.0	6.0	58.27	60.9	7.8	57.56	62.8
02/02/2017 20:30	6.0	58.18	59.8	6.0	58.23	59.9	6.0	58.23	60.8	7.8	57.50	62.7
02/02/2017 20:40	6.0	58.13	59.8	6.0	58.19	59.9	6.0	58.17	60.8	7.7	57.42	62.7
02/02/2017 20:50	6.0	58.06	59.6	6.0	58.10	59.9	6.0	58.09	60.8	7.7	57.33	62.6
02/02/2017 21:00	6.0	57.95	59.6	6.0	58.00	59.8	6.0	57.98	60.7	7.8	57.25	62.4
02/02/2017 21:10	6.0	57.86	59.5	6.0	57.91	59.7	6.0	57.90	60.6	7.8	57.15	62.4
02/02/2017 21:20	6.0	57.77	59.4	6.0	57.82	59.6	6.0	57.80	60.4	7.7	57.05	62.4
02/02/2017 21:30	6.0	57.70	59.3	6.0	57.74	59.5	6.0	57.73	60.4	7.7	56.96	62.3
02/02/2017 21:40	6.0	57.60	59.2	6.0	57.65	59.5	6.0	57.66	60.4	7.7	56.92	62.2

Date/Time	HW1i F	HW1i T	HW1o	HW2i F	HW2i T	HW2o	HW3i F	HW3i T	HW3o	HW4i F	HW4i T	HW4o
02/02/2017 21:50	6.0	57.53	59.1	6.0	57.61	59.4	6.0	57.58	60.3	7.7	56.83	62.1
02/02/2017 22:00	6.0	57.52	59.2	6.0	57.52	59.3	6.0	57.52	60.2	7.7	56.76	62.0
02/02/2017 22:10	6.0	57.44	59.1	6.0	57.52	59.2	6.0	57.52	60.1	7.8	56.73	62.0
02/02/2017 22:20	6.0	57.39	59.0	6.1	57.42	59.1	6.0	57.43	60.1	7.8	56.66	61.9
02/02/2017 22:30	6.0	57.29	59.0	6.1	57.33	59.2	6.0	57.31	60.1	7.8	56.59	61.9
02/02/2017 22:40	6.0	57.16	58.9	6.0	57.23	59.1	6.0	57.20	59.9	7.7	56.45	61.9
02/02/2017 22:50	6.0	57.13	58.8	6.1	57.14	59.0	6.0	57.13	59.8	7.7	56.36	61.8
02/02/2017 23:00	6.0	57.03	58.7	6.0	57.05	58.9	6.0	57.06	59.9	7.7	56.29	61.7
02/02/2017 23:10	6.0	56.98	58.6	6.0	57.02	58.9	6.0	57.02	59.8	7.7	56.23	61.6
02/02/2017 23:20	6.0	56.92	58.6	6.0	56.94	58.8	6.0	56.94	59.6	7.7	56.22	61.4
02/02/2017 23:30	6.0	56.83	58.6	6.1	56.91	58.7	6.0	56.88	59.6	7.7	56.13	61.5
02/02/2017 23:40	6.0	56.78	58.5	6.1	56.81	58.7	6.0	56.83	59.6	7.7	56.04	61.4
02/02/2017 23:50	6.0	56.68	58.4	6.1	56.71	58.6	6.0	56.73	59.5	7.8	55.94	61.4
02/03/2017 00:00	6.0	56.61	58.3	6.1	56.63	58.5	6.0	56.63	59.4	7.7	55.91	61.3
02/03/2017 00:10	6.0	56.52	58.2	6.1	56.57	58.4	6.0	56.54	59.4	7.8	55.82	61.2
02/03/2017 00:20	6.0	56.43	58.1	6.1	56.50	58.3	6.0	56.51	59.3	7.8	55.72	61.1
02/03/2017 00:30	6.0	56.41	58.1	6.1	56.42	58.3	6.0	56.42	59.3	7.8	55.63	61.1
02/03/2017 00:40	6.0	56.33	58.0	6.1	56.38	58.3	6.0	56.37	59.2	7.8	55.62	61.0
02/03/2017 00:50	6.0	56.21	58.0	6.1	56.26	58.1	6.0	56.26	59.1	7.8	55.49	61.0
02/03/2017 01:00	6.0	56.11	57.9	6.1	56.17	58.0	6.0	56.18	59.0	7.8	55.37	60.9
02/03/2017 01:10	6.0	56.02	57.7	6.1	56.06	58.0	6.0	56.06	58.8	7.8	55.26	60.8
02/03/2017 01:20	6.0	55.89	57.6	6.1	55.94	57.9	6.0	55.95	58.9	7.8	55.17	60.8
02/03/2017 01:30	6.0	55.83	57.6	6.1	55.92	57.8	6.1	55.92	58.8	7.8	55.12	60.6
02/03/2017 01:40	6.0	55.76	57.5	6.1	55.82	57.7	6.0	55.81	58.7	7.8	55.02	60.5
02/03/2017 01:50	6.0	55.70	57.4	6.1	55.73	57.6	6.1	55.73	58.6	7.8	54.93	60.5
02/03/2017 02:00	6.0	55.62	57.4	6.1	55.68	57.6	6.0	55.68	58.6	7.8	54.90	60.5
02/03/2017 02:10	6.0	55.53	57.3	6.1	55.59	57.5	6.1	55.58	58.5	7.8	54.80	60.4
02/03/2017 02:20	6.0	55.43	57.2	6.1	55.49	57.4	6.1	55.49	58.6	7.8	54.68	60.3
02/03/2017 02:30	6.0	55.32	57.1	6.1	55.36	57.4	6.1	55.36	58.4	7.8	54.62	60.3
02/03/2017 02:40	6.0	55.24	57.0	6.1	55.33	57.3	6.1	55.30	58.3	7.8	54.51	60.2
02/03/2017 02:50	6.0	55.19	57.0	6.1	55.28	57.1	6.1	55.23	58.2	7.8	54.42	60.1
02/03/2017 03:00	6.0	55.12	56.9	6.1	55.17	57.1	6.1	55.16	58.1	7.7	54.37	60.0
02/03/2017 03:10	6.0	55.02	56.9	6.1	55.05	57.0	6.1	55.08	58.0	7.7	54.25	60.0
02/03/2017 03:20	6.0	54.92	56.7	6.1	55.00	56.9	6.1	54.98	58.0	7.8	54.19	59.9
02/03/2017 03:30	6.0	54.83	56.6	6.1	54.91	56.9	6.1	54.89	57.8	7.8	54.12	59.8
02/03/2017 03:40	6.0	54.78	56.6	6.1	54.83	56.8	6.1	54.83	57.8	7.8	54.03	59.8
02/03/2017 03:50	6.0	54.72	56.5	6.1	54.76	56.7	6.1	54.79	57.7	7.8	53.95	59.6
02/03/2017 04:00	6.0	54.63	56.4	6.1	54.69	56.7	6.1	54.71	57.7	7.8	53.92	59.6
02/03/2017 04:10	6.0	54.53	56.5	6.1	54.59	56.5	6.1	54.58	57.7	7.8	53.78	59.6
02/03/2017 04:20	6.0	54.42	56.3	6.1	54.49	56.4	6.1	54.51	57.6	7.8	53.70	59.5
02/03/2017 04:30	6.0	54.35	56.2	6.1	54.38	56.4	6.1	54.40	57.5	7.8	53.60	59.4
02/03/2017 04:40	6.0	54.23	56.1	6.1	54.27	56.3	6.1	54.30	57.3	7.8	53.49	59.4
02/03/2017 04:50	6.0	54.13	56.0	6.1	54.23	56.2	6.1	54.23	57.3	7.8	53.42	59.3
02/03/2017 05:00	6.0	54.13	55.9	6.1	54.21	56.1	6.1	54.22	57.2	7.8	53.37	59.1
02/03/2017 05:10	6.1	54.13	56.0	6.1	54.20	56.1	6.1	54.21	57.1	7.8	53.39	59.2
02/03/2017 05:20	6.0	54.13	55.9	6.1	54.17	56.1	6.1	54.19	57.1	7.8	53.36	59.1
02/03/2017 05:30	6.0	54.11	55.9	6.1	54.13	56.1	6.1	54.13	57.1	7.8	53.33	59.1
02/03/2017 05:40	6.1	54.03	55.9	6.1	54.10	56.0	6.1	54.12	57.1	7.8	53.29	59.1
02/03/2017 05:50	6.0	54.02	55.8	6.1	54.02	56.0	6.1	54.03	57.1	7.8	53.23	58.9
02/03/2017 06:00	6.0	53.94	55.8	6.1	54.02	56.0	6.1	54.02	57.0	7.8	53.23	58.8
02/03/2017 06:10	6.1	53.92	55.7	6.1	53.96	55.9	6.1	53.97	57.0	7.8	53.22	58.9
02/03/2017 06:20	6.1	53.88	55.6	6.1	53.92	55.9	6.1	53.92	56.9	7.8	53.14	58.9
02/03/2017 06:30	6.1	53.83	55.6	6.1	53.88	55.8	6.1	53.90	56.9	7.8	53.06	58.9
02/03/2017 06:40	6.0	53.76	55.5	6.1	53.79	55.8	6.1	53.80	56.8	7.8	52.99	58.9
02/03/2017 06:50	6.1	53.69	55.5	6.1	53.72	55.7	6.1	53.73	56.7	7.8	52.92	58.8

Date/Time	HW1i F	HW1i T	HW1o	HW2i F	HW2i T	HW2o	HW3i F	HW3i T	HW3o	HW4i F	HW4i T	HW4o
02/03/2017 07:00	6.1	53.61	55.5	6.1	53.66	55.7	6.1	53.67	56.7	7.8	52.89	58.7
02/03/2017 07:10	6.0	53.53	55.4	6.1	53.63	55.6	6.1	53.62	56.6	7.8	52.83	58.6
02/03/2017 07:20	6.1	53.52	55.4	6.1	53.58	55.5	6.1	53.54	56.6	7.8	52.76	58.5
02/03/2017 07:30	6.0	53.52	55.3	6.1	53.53	55.5	6.1	53.52	56.6	7.8	52.73	58.5
02/03/2017 07:40	6.1	53.52	55.3	6.1	53.59	55.5	6.1	53.52	56.6	7.8	52.76	58.5
02/03/2017 07:50	6.1	53.56	55.2	6.1	53.64	55.5	6.1	53.54	56.5	7.8	52.83	58.5
02/03/2017 08:00	6.1	53.67	55.3	6.1	53.73	55.6	6.1	53.63	56.4	7.8	52.91	58.5
02/03/2017 08:10	6.0	53.70	55.4	6.1	53.73	55.6	6.1	53.65	56.5	7.8	52.91	58.5
02/03/2017 08:20	6.1	53.71	55.4	6.1	53.73	55.6	6.1	53.72	56.6	7.8	52.92	58.5
02/03/2017 08:30	6.0	53.65	55.4	6.1	53.70	55.5	6.1	53.67	56.7	7.8	52.89	58.4
02/03/2017 08:40	6.0	53.65	55.4	6.1	53.70	55.6	6.1	53.66	56.6	7.8	52.90	58.5
02/03/2017 08:50	6.1	53.72	55.4	6.1	53.78	55.6	6.1	53.70	56.6	7.8	52.94	58.4
02/03/2017 09:00	6.0	53.82	55.4	6.1	53.85	55.6	6.1	53.74	56.6	7.8	53.03	58.4
02/03/2017 09:10	6.0	53.91	55.5	6.1	53.98	55.7	6.1	53.88	56.7	7.8	53.15	58.5
02/03/2017 09:20	6.0	54.10	55.5	6.1	54.16	55.8	6.1	54.05	56.7	7.8	53.32	58.5
02/03/2017 09:30	6.0	54.24	55.7	6.1	54.30	55.9	6.1	54.20	56.8	7.8	53.47	58.6
02/03/2017 09:40	6.0	54.38	55.8	6.1	54.47	56.0	6.1	54.32	56.9	7.8	53.62	58.7
02/03/2017 09:50	6.0	54.55	56.0	6.1	54.62	56.1	6.0	54.52	57.0	7.8	53.80	58.8
02/03/2017 10:00	6.0	54.71	56.1	6.1	54.79	56.2	6.0	54.65	57.1	7.8	53.95	58.9
02/03/2017 10:10	6.0	54.81	56.2	6.1	54.90	56.4	6.0	54.77	57.3	7.8	54.05	59.0
02/03/2017 10:20	6.0	54.88	56.3	6.1	55.00	56.4	6.0	54.83	57.5	7.8	54.14	59.1
02/03/2017 10:30	6.0	55.02	56.4	6.1	55.09	56.5	6.0	54.98	57.6	7.8	54.26	59.2
02/03/2017 10:40	6.0	55.18	56.5	6.1	55.25	56.6	6.0	55.13	57.6	7.8	54.43	59.2
02/03/2017 10:50	6.0	55.32	56.6	6.1	55.40	56.7	6.0	55.25	57.7	7.8	54.57	59.4
02/03/2017 11:00	6.0	55.55	56.8	6.1	55.61	56.9	6.0	55.49	57.9	7.8	54.81	59.5
02/03/2017 11:10	6.0	55.77	56.9	6.1	55.84	57.1	6.0	55.67	58.0	7.8	55.03	59.6
02/03/2017 11:20	6.0	56.01	57.3	6.1	56.04	57.3	6.0	55.94	58.2	7.8	55.28	59.7
02/03/2017 11:30	6.0	56.28	57.4	6.1	56.31	57.5	6.0	56.21	58.3	7.8	55.56	59.8
02/03/2017 11:40	6.1	56.45	57.6	6.1	56.50	57.7	6.0	56.36	58.5	7.8	55.74	60.0
02/03/2017 11:50	6.0	56.55	57.8	6.1	56.62	57.8	6.0	56.47	58.7	7.8	55.85	60.3
02/03/2017 12:00	6.0	56.66	58.0	6.1	56.71	58.0	6.0	56.59	58.8	7.8	55.95	60.3
02/03/2017 12:10	6.1	56.83	58.0	6.1	56.87	58.1	6.0	56.76	59.0	7.8	56.14	60.5
02/03/2017 12:20	6.1	56.99	58.2	6.1	57.06	58.2	6.0	56.94	59.0	7.8	56.33	60.6
02/03/2017 12:30	6.1	57.14	58.3	6.1	57.22	58.4	6.0	57.10	59.3	7.8	56.53	60.7
02/03/2017 12:40	6.0	57.22	58.4	6.1	57.32	58.5	6.0	57.19	59.4	7.8	56.63	60.9
02/03/2017 12:50	6.1	57.39	58.5	6.1	57.46	58.7	6.0	57.33	59.4	7.8	56.77	61.0
02/03/2017 13:00	6.0	57.58	58.7	6.1	57.65	58.9	6.0	57.51	59.5	7.8	56.97	61.0
02/03/2017 13:10	6.0	57.71	58.9	6.1	57.76	58.9	6.0	57.65	59.8	7.8	57.09	61.2
02/03/2017 13:20	6.0	57.82	59.0	6.1	57.89	59.1	6.0	57.76	59.8	7.8	57.27	61.3
02/03/2017 13:30	6.0	57.99	59.1	6.1	58.04	59.2	6.0	57.93	59.9	7.8	57.47	61.4
02/03/2017 13:40	6.0	58.19	59.2	6.1	58.24	59.4	6.0	58.13	60.1	7.8	57.73	61.5
02/03/2017 13:50	6.0	58.37	59.4	6.1	58.44	59.6	6.0	58.32	60.2	7.8	57.93	61.7
02/03/2017 14:00	6.0	58.62	59.6	6.1	58.67	59.7	6.0	58.56	60.3	7.8	58.19	61.9
02/03/2017 14:10	6.0	58.61	59.8	6.1	58.67	59.8	6.0	58.56	60.5	7.8	58.18	61.9
02/03/2017 14:20	6.0	58.72	59.9	6.1	58.74	59.9	6.0	58.64	60.6	7.8	58.23	62.0
02/03/2017 14:30	6.0	58.85	59.9	6.1	58.92	60.0	6.0	58.82	60.7	7.8	58.42	62.2
02/03/2017 14:40	6.0	58.94	60.1	6.1	58.98	60.1	6.0	58.88	60.9	7.8	58.50	62.3
02/03/2017 14:50	6.0	59.07	60.2	6.1	59.09	60.2	6.0	59.00	61.0	7.8	58.59	62.4
02/03/2017 15:00	6.0	59.15	60.3	6.0	59.23	60.4	6.0	59.11	61.1	7.8	58.69	62.6
02/03/2017 15:10	6.0	59.16	60.4	6.0	59.24	60.4	6.0	59.14	61.2	7.8	58.71	62.6
02/03/2017 15:20	6.0	59.24	60.4	6.1	59.32	60.5	6.0	59.23	61.3	7.8	58.83	62.7
02/03/2017 15:30	6.0	59.38	60.5	6.0	59.42	60.6	6.0	59.34	61.3	7.8	58.93	62.7
02/03/2017 15:40	6.0	59.43	60.6	6.0	59.48	60.7	6.0	59.41	61.5	7.8	58.99	62.8
02/03/2017 15:50	6.0	59.52	60.7	6.0	59.56	60.7	6.0	59.49	61.5	7.8	59.12	63.0
02/03/2017 16:00	6.0	59.53	60.7	6.0	59.60	60.8	6.0	59.52	61.6	7.8	59.13	63.1

Date/Time	HW1i F	HW1i T	HW1o	HW2i F	HW2i T	HW2o	HW3i F	HW3i T	HW3o	HW4i F	HW4i T	HW4o
02/03/2017 16:10	6.0	59.53	60.8	6.0	59.57	60.8	6.0	59.51	61.6	7.8	59.10	63.0
02/03/2017 16:20	6.0	59.54	60.8	6.0	59.59	60.9	6.0	59.52	61.6	7.8	59.12	63.2
02/03/2017 16:30	6.0	59.58	60.8	6.1	59.62	60.9	6.0	59.53	61.7	7.8	59.13	63.1
02/03/2017 16:40	6.0	59.59	60.9	6.0	59.63	60.9	6.0	59.56	61.7	7.8	59.15	63.1
02/03/2017 16:50	6.0	59.53	60.9	6.0	59.55	60.9	6.0	59.51	61.7	7.8	59.06	63.2
02/03/2017 17:00	6.0	59.42	60.8	6.0	59.44	60.8	6.0	59.41	61.8	7.8	58.88	63.2
02/03/2017 17:10	6.0	59.34	60.7	6.0	59.35	60.8	6.0	59.34	61.7	7.8	58.73	63.2
02/03/2017 17:20	6.0	59.14	60.6	6.1	59.16	60.8	6.0	59.13	61.6	7.8	58.49	63.1
02/03/2017 17:30	6.0	58.95	60.5	6.1	58.96	60.5	6.0	58.95	61.5	7.8	58.25	63.1
02/03/2017 17:40	6.0	58.81	60.4	6.1	58.86	60.5	6.0	58.81	61.3	7.8	58.12	63.0
02/03/2017 17:50	6.0	58.65	60.2	6.1	58.67	60.3	6.0	58.65	61.2	7.8	57.94	62.9
02/03/2017 18:00	6.0	58.52	60.1	6.1	58.57	60.2	6.1	58.52	61.1	7.8	57.81	62.7
02/03/2017 18:10	6.0	58.43	60.0	6.1	58.44	60.1	6.1	58.43	60.9	7.8	57.71	62.6
02/03/2017 18:20	6.0	58.29	59.8	6.1	58.31	60.0	6.0	58.29	60.8	7.8	57.58	62.5
02/03/2017 18:30	6.0	58.13	59.8	6.1	58.19	59.9	6.0	58.17	60.7	7.8	57.42	62.4
02/03/2017 18:40	6.0	58.03	59.5	6.1	58.07	59.8	6.1	58.05	60.6	7.8	57.32	62.4
02/03/2017 18:50	6.0	57.95	59.5	6.1	57.98	59.7	6.1	57.95	60.5	7.8	57.27	62.2
02/03/2017 19:00	6.0	57.86	59.5	6.1	57.88	59.6	6.1	57.86	60.4	7.8	57.16	62.1
02/03/2017 19:10	6.0	57.74	59.4	6.1	57.74	59.5	6.1	57.73	60.3	7.8	57.01	62.1
02/03/2017 19:20	6.1	57.64	59.2	6.1	57.64	59.5	6.1	57.64	60.2	7.8	56.92	62.0
02/03/2017 19:30	6.0	57.56	59.1	6.1	57.58	59.3	6.1	57.56	60.2	7.8	56.87	61.9
02/03/2017 19:40	6.0	57.46	59.1	6.1	57.44	59.2	6.0	57.45	60.0	7.8	56.73	61.8
02/03/2017 19:50	6.0	57.35	58.9	6.1	57.34	59.1	6.1	57.35	59.9	7.8	56.63	61.8
02/03/2017 20:00	6.1	57.21	58.8	6.1	57.23	59.0	6.1	57.21	59.8	7.8	56.51	61.7
02/03/2017 20:10	6.0	57.13	58.7	6.1	57.13	58.9	6.1	57.13	59.8	7.8	56.42	61.6
02/03/2017 20:20	6.1	57.13	58.7	6.1	57.13	58.8	6.1	57.13	59.7	7.8	56.41	61.5
02/03/2017 20:30	6.1	57.00	58.6	6.1	57.01	58.7	6.1	57.03	59.7	7.8	56.27	61.4
02/03/2017 20:40	6.1	56.93	58.6	6.1	56.94	58.7	6.1	56.95	59.5	7.8	56.23	61.4
02/03/2017 20:50	6.1	56.91	58.4	6.1	56.92	58.7	6.1	56.93	59.5	7.8	56.21	61.2
02/03/2017 21:00	6.0	56.80	58.4	6.1	56.81	58.7	6.1	56.82	59.4	7.8	56.06	61.3
02/03/2017 21:10	6.1	56.67	58.4	6.1	56.67	58.5	6.1	56.69	59.3	7.8	55.93	61.2
02/03/2017 21:20	6.1	56.57	58.2	6.1	56.59	58.4	6.1	56.58	59.3	7.8	55.87	61.0
02/03/2017 21:30	6.1	56.52	58.1	6.1	56.54	58.3	6.1	56.54	59.2	7.8	55.81	61.0
02/03/2017 21:40	6.1	56.42	58.0	6.1	56.45	58.2	6.1	56.47	59.1	7.8	55.72	60.9
02/03/2017 21:50	6.1	56.34	58.0	6.1	56.32	58.1	6.1	56.33	59.1	7.8	55.62	60.8
02/03/2017 22:00	6.1	56.27	57.9	6.1	56.25	58.1	6.1	56.28	59.0	7.8	55.56	60.8
02/03/2017 22:10	6.1	56.15	57.9	6.1	56.18	58.0	6.1	56.21	58.9	7.8	55.44	60.8
02/03/2017 22:20	6.1	56.12	57.7	6.1	56.12	57.9	6.1	56.12	58.8	7.8	55.37	60.7
02/03/2017 22:30	6.1	56.03	57.7	6.1	56.02	57.8	6.1	56.03	58.8	7.8	55.32	60.6
02/03/2017 22:40	6.1	55.95	57.6	6.1	55.95	57.8	6.1	55.96	58.8	7.8	55.22	60.5
02/03/2017 22:50	6.1	55.87	57.5	6.1	55.92	57.7	6.1	55.92	58.6	7.8	55.14	60.6
02/03/2017 23:00	6.1	55.81	57.4	6.1	55.81	57.6	6.1	55.87	58.6	7.8	55.08	60.5
02/03/2017 23:10	6.1	55.71	57.4	6.1	55.72	57.5	6.1	55.73	58.6	7.8	54.93	60.4
02/03/2017 23:20	6.1	55.66	57.3	6.1	55.71	57.4	6.1	55.73	58.5	7.8	54.92	60.4
02/03/2017 23:30	6.1	55.61	57.3	6.1	55.64	57.5	6.1	55.67	58.4	7.8	54.88	60.3
02/03/2017 23:40	6.1	55.47	57.3	6.1	55.48	57.4	6.1	55.48	58.4	7.8	54.68	60.2
02/03/2017 23:50	6.1	55.46	57.1	6.1	55.47	57.2	6.1	55.48	58.3	7.8	54.70	60.2
02/04/2017 00:00	6.1	55.42	57.1	6.1	55.43	57.3	6.1	55.44	58.2	7.8	54.68	60.0
02/04/2017 00:10	6.1	55.35	57.1	6.1	55.38	57.1	6.1	55.38	58.1	7.8	54.63	60.0
02/04/2017 00:20	6.1	55.26	57.0	6.1	55.30	57.2	6.1	55.29	58.1	7.8	54.55	60.0
02/04/2017 00:30	6.1	55.26	56.9	6.1	55.31	57.1	6.1	55.29	58.0	7.8	54.56	60.0
02/04/2017 00:40	6.1	55.16	57.0	6.1	55.21	57.0	6.1	55.19	58.1	7.8	54.43	59.9
02/04/2017 00:50	6.1	55.16	56.9	6.1	55.22	57.0	6.1	55.18	58.0	7.8	54.42	59.9
02/04/2017 01:00	6.1	55.08	56.8	6.1	55.10	56.9	6.1	55.10	57.9	7.8	54.29	59.7
02/04/2017 01:10	6.1	54.95	56.7	6.1	55.02	56.8	6.1	55.02	57.8	7.8	54.22	59.8

Date/Time	HW1i F	HW1i T	HW1o	HW2i F	HW2i T	HW2o	HW3i F	HW3i T	HW3o	HW4i F	HW4i T	HW4o
02/04/2017 01:20	6.1	54.91	56.7	6.1	54.95	56.8	6.1	54.94	57.7	7.8	54.16	59.6
02/04/2017 01:30	6.1	54.83	56.7	6.1	54.88	56.7	6.1	54.86	57.7	7.8	54.10	59.6
02/04/2017 01:40	6.1	54.81	56.5	6.1	54.83	56.7	6.1	54.83	57.6	7.8	54.03	59.5
02/04/2017 01:50	6.1	54.74	56.5	6.1	54.77	56.6	6.1	54.79	57.6	7.8	53.98	59.5
02/04/2017 02:00	6.1	54.64	56.4	6.1	54.64	56.6	6.1	54.66	57.6	7.8	53.86	59.4
02/04/2017 02:10	6.1	54.52	56.3	6.1	54.58	56.5	6.1	54.57	57.6	7.8	53.77	59.4
02/04/2017 02:20	6.1	54.49	56.2	6.1	54.58	56.4	6.1	54.56	57.4	7.8	53.78	59.4
02/04/2017 02:30	6.1	54.52	56.2	6.1	54.57	56.3	6.1	54.56	57.3	7.8	53.79	59.3
02/04/2017 02:40	6.1	54.45	56.2	6.1	54.49	56.3	6.1	54.52	57.2	7.8	53.73	59.2
02/04/2017 02:50	6.1	54.42	56.2	6.1	54.42	56.3	6.1	54.47	57.3	7.8	53.67	59.2
02/04/2017 03:00	6.1	54.40	56.1	6.1	54.41	56.3	6.1	54.45	57.3	7.8	53.65	59.2
02/04/2017 03:10	6.1	54.32	56.1	6.1	54.30	56.2	6.1	54.38	57.2	7.8	53.58	59.1
02/04/2017 03:20	6.1	54.23	56.0	6.1	54.23	56.2	6.1	54.31	57.1	7.8	53.52	59.1
02/04/2017 03:30	6.1	54.23	55.9	6.1	54.23	56.2	6.1	54.24	57.1	7.8	53.48	59.0
02/04/2017 03:40	6.1	54.17	55.8	6.1	54.22	56.0	6.1	54.23	57.1	7.8	53.43	59.0
02/04/2017 03:50	6.1	54.11	55.9	6.1	54.12	56.0	6.1	54.19	57.0	7.8	53.38	58.9
02/04/2017 04:00	6.1	54.00	55.8	6.1	53.99	55.9	6.1	54.06	57.0	7.8	53.26	58.9
02/04/2017 04:10	6.1	54.00	55.7	6.1	53.98	55.9	6.1	54.03	56.9	7.8	53.23	58.9
02/04/2017 04:20	6.1	53.95	55.6	6.1	53.95	55.8	6.1	53.98	56.8	7.8	53.23	58.8
02/04/2017 04:30	6.1	53.93	55.6	6.1	53.92	55.9	6.1	53.96	56.8	7.8	53.23	58.7
02/04/2017 04:40	6.1	53.98	55.6	6.1	53.94	55.8	6.1	54.02	56.7	7.8	53.23	58.8
02/04/2017 04:50	6.1	53.99	55.6	6.1	53.94	55.8	6.1	54.02	56.8	7.8	53.23	58.6
02/04/2017 05:00	6.1	53.98	55.6	6.1	53.94	55.8	6.1	54.02	56.8	7.8	53.23	58.7
02/04/2017 05:10	6.1	53.96	55.7	6.1	53.95	55.8	6.1	54.02	56.7	7.8	53.23	58.7
02/04/2017 05:20	6.1	53.96	55.6	6.1	53.95	55.7	6.1	54.02	56.8	7.8	53.23	58.7
02/04/2017 05:30	6.1	53.87	55.7	6.1	53.91	55.8	6.1	53.93	56.7	7.8	53.15	58.6
02/04/2017 05:40	6.1	53.82	55.5	6.1	53.82	55.7	6.1	53.90	56.8	7.8	53.07	58.7
02/04/2017 05:50	6.1	53.73	55.5	6.1	53.73	55.6	6.1	53.82	56.7	7.8	53.01	58.6
02/04/2017 06:00	6.1	53.71	55.4	6.1	53.70	55.6	6.1	53.75	56.6	7.8	52.94	58.5
02/04/2017 06:10	6.1	53.63	55.3	6.1	53.64	55.5	6.1	53.71	56.6	7.8	52.92	58.4
02/04/2017 06:20	6.1	53.60	55.3	6.1	53.62	55.5	6.1	53.67	56.4	7.8	52.87	58.4
02/04/2017 06:30	6.1	53.52	55.3	6.1	53.59	55.5	6.1	53.62	56.5	7.8	52.83	58.4
02/04/2017 06:40	6.1	53.52	55.2	6.1	53.52	55.3	6.1	53.54	56.4	7.8	52.77	58.3
02/04/2017 06:50	6.1	53.46	55.2	6.1	53.47	55.3	6.1	53.52	56.4	7.8	52.69	58.4
02/04/2017 07:00	6.1	53.35	55.2	6.1	53.37	55.3	6.1	53.42	56.4	7.8	52.62	58.3
02/04/2017 07:10	6.1	53.27	55.1	6.1	53.32	55.3	6.1	53.33	56.3	7.8	52.53	58.3
02/04/2017 07:20	6.1	53.23	55.0	6.1	53.25	55.1	6.1	53.28	56.2	7.8	52.46	58.1
02/04/2017 07:30	6.1	53.23	55.0	6.1	53.23	55.1	6.1	53.24	56.2	7.8	52.43	58.1
02/04/2017 07:40	6.1	53.25	55.0	6.1	53.30	55.1	6.1	53.28	56.0	7.8	52.50	58.1
02/04/2017 07:50	6.1	53.33	54.9	6.1	53.36	55.1	6.1	53.34	56.1	7.8	52.57	58.0
02/04/2017 08:00	6.1	53.47	55.0	6.1	53.51	55.1	6.1	53.45	56.2	7.8	52.67	58.1
02/04/2017 08:10	6.1	53.53	55.1	6.1	53.56	55.2	6.1	53.54	56.2	7.8	52.75	58.1
02/04/2017 08:20	6.1	53.58	55.1	6.1	53.64	55.2	6.1	53.64	56.2	7.8	52.85	58.2
02/04/2017 08:30	6.1	53.67	55.3	6.1	53.70	55.4	6.1	53.70	56.3	7.8	52.92	58.2
02/04/2017 08:40	6.1	53.73	55.2	6.1	53.74	55.4	6.1	53.76	56.4	7.8	52.98	58.2
02/04/2017 08:50	6.1	53.80	55.3	6.1	53.87	55.4	6.1	53.87	56.5	7.8	53.09	58.3
02/04/2017 09:00	6.1	53.98	55.4	6.1	53.99	55.5	6.1	53.99	56.5	7.8	53.25	58.3
02/04/2017 09:10	6.1	54.12	55.6	6.1	54.14	55.7	6.1	54.15	56.6	7.8	53.36	58.4
02/04/2017 09:20	6.1	54.27	55.7	6.1	54.29	55.7	6.1	54.27	56.7	7.8	53.54	58.5
02/04/2017 09:30	6.1	54.51	55.9	6.1	54.56	55.9	6.1	54.51	56.9	7.8	53.81	58.6
02/04/2017 09:40	6.1	54.67	56.1	6.1	54.71	56.1	6.1	54.71	57.0	7.8	53.94	58.7
02/04/2017 09:50	6.1	54.75	56.2	6.1	54.79	56.2	6.1	54.80	57.2	7.8	54.02	58.9
02/04/2017 10:00	6.1	54.84	56.2	6.1	54.87	56.3	6.1	54.86	57.2	7.8	54.10	59.0
02/04/2017 10:10	6.1	55.12	56.3	6.1	55.18	56.4	6.1	55.12	57.4	7.8	54.42	59.0
02/04/2017 10:20	6.1	55.40	56.6	6.1	55.46	56.6	6.1	55.38	57.5	7.8	54.69	59.1

Date/Time	HW1i F	HW1i T	HW1o	HW2i F	HW2i T	HW2o	HW3i F	HW3i T	HW3o	HW4i F	HW4i T	HW4o
02/04/2017 10:30	6.1	55.67	56.8	6.1	55.71	56.8	6.1	55.66	57.7	7.8	54.97	59.4
02/04/2017 10:40	6.1	55.84	57.1	6.1	55.90	57.0	6.1	55.85	57.9	7.8	55.13	59.5
02/04/2017 10:50	6.1	56.09	57.2	6.1	56.12	57.3	6.1	56.09	58.2	7.8	55.40	59.6
02/04/2017 11:00	6.1	56.35	57.4	6.1	56.38	57.4	6.1	56.34	58.3	7.8	55.67	59.9
02/04/2017 11:10	6.1	56.65	57.8	6.1	56.68	57.7	6.1	56.62	58.4	7.8	55.98	60.0
02/04/2017 11:20	6.1	56.94	57.9	6.1	56.99	57.9	6.1	56.93	58.8	7.8	56.29	60.2
02/04/2017 11:30	6.1	57.28	58.2	6.1	57.33	58.2	6.1	57.24	59.0	7.8	56.62	60.5
02/04/2017 11:40	6.0	57.55	58.5	6.1	57.60	58.5	6.1	57.54	59.3	7.8	56.90	60.7
02/04/2017 11:50	6.1	57.88	58.7	6.1	57.91	58.7	6.1	57.85	59.5	7.8	57.25	60.9
02/04/2017 12:00	6.0	58.14	58.9	6.1	58.17	59.1	6.1	58.12	59.8	7.8	57.50	61.1
02/04/2017 12:10	6.0	58.50	59.2	6.1	58.52	59.1	6.1	58.46	60.0	7.8	57.83	61.4
02/04/2017 12:20	6.0	58.73	59.6	6.1	58.76	59.6	6.1	58.70	60.3	7.8	58.12	61.5
02/04/2017 12:30	6.0	59.01	59.8	6.1	59.05	59.8	6.0	58.97	60.6	7.8	58.40	61.8
02/04/2017 12:40	6.0	59.27	60.0	6.1	59.33	60.0	6.0	59.25	60.8	7.8	58.70	62.0
02/04/2017 12:50	6.0	59.62	60.3	6.0	59.64	60.3	6.0	59.58	61.1	7.8	59.04	62.3
02/04/2017 13:00	6.0	59.82	60.7	6.0	59.89	60.5	6.0	59.82	61.3	7.8	59.29	62.5
02/04/2017 13:10	6.0	59.83	60.9	6.0	59.85	60.8	6.0	59.83	61.6	7.8	59.22	62.8
02/04/2017 13:20	6.0	59.83	60.9	6.0	59.83	60.8	6.0	59.83	61.6	7.8	59.18	63.0
02/04/2017 13:30	6.0	59.85	60.9	6.0	59.88	60.8	6.0	59.86	61.7	7.8	59.24	63.0
02/04/2017 13:40	6.0	59.95	61.0	6.0	59.96	60.9	6.0	59.98	61.8	7.8	59.31	63.1
02/04/2017 13:50	6.0	59.96	61.0	6.0	59.97	61.0	6.0	60.00	61.8	7.8	59.33	63.2
02/04/2017 14:00	6.0	60.03	61.1	6.0	60.04	61.0	6.0	60.05	61.9	7.8	59.35	63.3
02/04/2017 14:10	6.0	60.12	61.2	6.0	60.13	61.1	6.0	60.15	62.0	7.8	59.47	63.4
02/04/2017 14:20	6.0	60.17	61.2	6.0	60.19	61.2	6.0	60.20	62.0	7.8	59.53	63.4
02/04/2017 14:30	6.0	60.22	61.3	6.0	60.23	61.3	6.0	60.23	62.1	7.8	59.58	63.4
02/04/2017 14:40	6.0	60.28	61.4	6.0	60.29	61.3	6.0	60.30	62.1	7.8	59.62	63.6
02/04/2017 14:50	6.0	60.33	61.4	6.0	60.34	61.4	6.0	60.35	62.2	7.8	59.65	63.5
02/04/2017 15:00	6.0	60.42	61.5	6.0	60.42	61.4	6.0	60.42	62.3	7.8	59.75	63.6
02/04/2017 15:10	6.0	60.45	61.6	6.0	60.48	61.5	6.0	60.50	62.2	7.8	59.81	63.6
02/04/2017 15:20	6.0	60.55	61.7	6.0	60.60	61.6	6.0	60.57	62.2	7.8	59.94	63.8
02/04/2017 15:30	6.0	60.64	61.7	6.0	60.66	61.7	6.0	60.70	62.4	7.8	60.02	63.8
02/04/2017 15:40	6.0	60.69	61.8	6.0	60.71	61.7	6.0	60.73	62.5	7.8	60.04	63.9
02/04/2017 15:50	6.0	60.73	61.8	6.0	60.73	61.8	6.0	60.73	62.5	7.8	60.05	63.9
02/04/2017 16:00	6.0	60.73	61.9	6.0	60.73	61.8	6.0	60.73	62.7	7.8	60.02	64.0
02/04/2017 16:10	6.0	60.69	61.9	6.0	60.72	61.7	6.0	60.73	62.5	7.8	60.02	64.0
02/04/2017 16:20	6.0	60.73	61.9	6.0	60.73	61.8	6.0	60.73	62.7	7.8	60.05	64.0
02/04/2017 16:30	6.0	60.73	61.9	6.0	60.72	61.8	6.0	60.73	62.6	7.8	60.04	64.1
02/04/2017 16:40	6.0	60.72	61.9	6.0	60.73	61.8	6.0	60.73	62.6	7.8	60.02	64.1
02/04/2017 16:50	6.0	60.70	61.9	6.0	60.72	61.8	6.0	60.73	62.7	7.8	60.02	64.1
02/04/2017 17:00	6.0	60.68	61.9	6.0	60.69	61.8	6.0	60.72	62.6	7.8	60.01	64.1
02/04/2017 17:10	6.0	60.65	61.9	6.0	60.66	61.8	6.0	60.71	62.6	7.8	59.99	64.1
02/04/2017 17:20	6.0	60.63	61.9	6.0	60.64	61.8	6.0	60.71	62.6	7.8	59.97	64.1
02/04/2017 17:30	6.0	60.62	61.9	6.0	60.63	61.8	6.0	60.63	62.6	7.8	59.92	64.1
02/04/2017 17:40	6.0	60.57	61.8	6.0	60.63	61.7	6.0	60.63	62.6	7.8	59.92	64.1
02/04/2017 17:50	6.0	60.54	61.8	6.0	60.63	61.7	6.0	60.62	62.6	7.8	59.92	64.1
02/04/2017 18:00	6.0	60.55	61.8	6.0	60.62	61.7	6.0	60.62	62.7	7.8	59.92	64.0
02/04/2017 18:10	6.0	60.53	61.9	6.0	60.63	61.8	6.0	60.63	62.6	7.8	59.92	64.1
02/04/2017 18:20	6.0	60.55	61.8	6.0	60.63	61.8	6.0	60.63	62.5	7.8	59.92	64.1
02/04/2017 18:30	6.0	60.58	61.8	6.0	60.63	61.7	6.0	60.63	62.5	7.8	59.92	64.1
02/04/2017 18:40	6.0	60.62	61.8	6.0	60.63	61.8	6.0	60.63	62.5	7.8	59.94	64.1
02/04/2017 18:50	6.0	60.63	61.9	6.0	60.65	61.8	6.0	60.68	62.6	7.8	59.97	64.1
02/04/2017 19:00	6.0	60.68	61.9	6.0	60.71	61.8	6.0	60.73	62.6	7.8	60.02	64.1
02/04/2017 19:10	6.0	60.71	61.9	6.0	60.72	61.8	6.0	60.73	62.7	7.8	60.02	64.2
02/04/2017 19:20	6.0	60.73	61.9	6.0	60.73	61.9	6.0	60.74	62.7	7.8	60.04	64.2
02/04/2017 19:30	6.0	60.73	61.9	6.0	60.76	61.8	6.0	60.78	62.7	7.8	60.09	64.3

Date/Time	HW1i F	HW1i T	HW1o	HW2i F	HW2i T	HW2o	HW3i F	HW3i T	HW3o	HW4i F	HW4i T	HW4o
02/04/2017 19:40	6.0	60.78	62.0	6.0	60.80	61.8	6.0	60.82	62.7	7.8	60.13	64.2
02/04/2017 19:50	6.0	60.83	62.0	6.0	60.84	62.0	6.0	60.83	62.7	7.8	60.15	64.2
02/04/2017 20:00	6.0	60.84	62.0	6.0	60.90	62.0	6.0	60.86	62.7	7.8	60.23	64.3
02/04/2017 20:10	6.0	60.84	62.1	6.0	60.90	62.0	6.0	60.89	62.8	7.8	60.22	64.3
02/04/2017 20:20	6.0	60.82	62.1	6.0	60.82	62.0	6.0	60.83	62.9	7.8	60.13	64.3
02/04/2017 20:30	6.0	60.77	62.1	6.0	60.78	61.9	6.0	60.82	62.8	7.8	60.11	64.4
02/04/2017 20:40	6.0	60.73	62.1	6.0	60.73	61.9	6.0	60.75	62.8	7.8	60.03	64.3
02/04/2017 20:50	6.0	60.71	61.9	6.0	60.71	61.9	6.0	60.72	62.7	7.8	60.01	64.3
02/04/2017 21:00	6.0	60.66	61.9	6.0	60.66	61.8	6.0	60.71	62.8	7.8	59.97	64.3
02/04/2017 21:10	6.0	60.61	61.9	6.0	60.63	61.8	6.0	60.65	62.7	7.8	59.92	64.3
02/04/2017 21:20	6.0	60.58	61.8	6.0	60.62	61.8	6.0	60.62	62.7	7.8	59.91	64.3
02/04/2017 21:30	6.0	60.52	61.8	6.0	60.55	61.8	6.0	60.54	62.7	7.8	59.85	64.2
02/04/2017 21:40	6.0	60.52	61.8	6.0	60.52	61.8	6.0	60.52	62.6	7.8	59.82	64.2
02/04/2017 21:50	6.0	60.47	61.8	6.0	60.47	61.8	6.0	60.52	62.6	7.8	59.76	64.1
02/04/2017 22:00	6.0	60.41	61.8	6.0	60.41	61.8	6.0	60.45	62.6	7.8	59.71	64.2
02/04/2017 22:10	6.0	60.39	61.7	6.0	60.40	61.8	6.0	60.42	62.5	7.8	59.65	64.2
02/04/2017 22:20	6.0	60.35	61.6	6.0	60.37	61.6	6.0	60.42	62.5	7.8	59.63	64.1
02/04/2017 22:30	6.0	60.28	61.7	6.0	60.28	61.6	6.0	60.32	62.4	7.8	59.62	64.1
02/04/2017 22:40	6.0	60.22	61.6	6.0	60.23	61.5	6.0	60.23	62.4	7.8	59.53	64.1
02/04/2017 22:50	6.0	60.22	61.5	6.0	60.23	61.5	6.0	60.23	62.4	7.8	59.52	64.0
02/04/2017 23:00	6.0	60.13	61.5	6.0	60.15	61.4	6.0	60.21	62.3	7.8	59.42	63.8
02/04/2017 23:10	6.0	60.10	61.4	6.0	60.10	61.4	6.0	60.13	62.3	7.8	59.39	63.9
02/04/2017 23:20	6.0	60.01	61.4	6.0	60.02	61.4	6.0	60.03	62.2	7.8	59.33	63.9
02/04/2017 23:30	6.0	59.92	61.3	6.0	59.94	61.2	6.0	59.97	62.1	7.8	59.28	63.9
02/04/2017 23:40	6.0	59.84	61.3	6.0	59.91	61.2	6.0	59.90	62.1	7.8	59.19	63.9
02/04/2017 23:50	6.0	59.83	61.2	6.0	59.83	61.2	6.0	59.83	62.1	7.8	59.13	63.7
02/05/2017 00:00	6.0	59.75	61.2	6.0	59.76	61.1	6.1	59.80	62.0	7.8	59.04	63.7
02/05/2017 00:10	6.0	59.73	61.1	6.0	59.74	61.1	6.0	59.75	61.9	7.8	59.02	63.7
02/05/2017 00:20	6.0	59.71	61.1	6.0	59.72	61.1	6.0	59.73	61.8	7.8	58.99	63.6
02/05/2017 00:30	6.0	59.63	61.0	6.0	59.64	61.0	6.0	59.64	62.0	7.8	58.92	63.5
02/05/2017 00:40	6.0	59.59	60.9	6.1	59.63	61.0	6.0	59.62	61.8	7.8	58.91	63.5
02/05/2017 00:50	6.0	59.53	60.9	6.0	59.60	60.9	6.0	59.56	61.7	7.8	58.85	63.5
02/05/2017 01:00	6.0	59.48	60.9	6.0	59.50	60.9	6.1	59.52	61.8	7.8	58.75	63.5
02/05/2017 01:10	6.0	59.44	60.8	6.1	59.45	60.9	6.0	59.45	61.7	7.8	58.71	63.3
02/05/2017 01:20	6.1	59.33	60.8	6.0	59.35	60.8	6.0	59.36	61.6	7.8	58.63	63.3
02/05/2017 01:30	6.1	59.28	60.7	6.1	59.32	60.8	6.1	59.32	61.5	7.8	58.60	63.3
02/05/2017 01:40	6.0	59.21	60.6	6.1	59.24	60.7	6.1	59.23	61.6	7.8	58.51	63.3
02/05/2017 01:50	6.0	59.18	60.6	6.1	59.22	60.6	6.0	59.21	61.6	7.8	58.50	63.2
02/05/2017 02:00	6.0	59.22	60.6	6.1	59.27	60.6	6.0	59.24	61.5	7.8	58.52	63.2
02/05/2017 02:10	6.0	59.18	60.6	6.1	59.23	60.6	6.1	59.22	61.4	7.8	58.51	63.1
02/05/2017 02:20	6.0	59.18	60.6	6.0	59.23	60.6	6.1	59.22	61.4	7.8	58.51	63.2
02/05/2017 02:30	6.1	59.20	60.6	6.0	59.24	60.6	6.1	59.22	61.4	7.8	58.52	63.2
02/05/2017 02:40	6.0	59.23	60.5	6.0	59.30	60.6	6.0	59.27	61.4	7.8	58.55	63.1
02/05/2017 02:50	6.0	59.21	60.5	6.0	59.24	60.6	6.1	59.22	61.5	7.8	58.52	63.2
02/05/2017 03:00	6.0	59.15	60.5	6.0	59.19	60.6	6.1	59.16	61.4	7.8	58.46	63.2
02/05/2017 03:10	6.1	59.13	60.5	6.0	59.17	60.5	6.1	59.13	61.5	7.8	58.44	63.1
02/05/2017 03:20	6.0	59.13	60.5	6.0	59.16	60.6	6.0	59.14	61.4	7.8	58.43	63.1
02/05/2017 03:30	6.0	59.13	60.4	6.0	59.18	60.4	6.1	59.15	61.4	7.8	58.44	63.1
02/05/2017 03:40	6.1	59.14	60.5	6.0	59.22	60.5	6.0	59.17	61.3	7.8	58.46	63.1
02/05/2017 03:50	6.0	59.13	60.5	6.0	59.13	60.5	6.1	59.13	61.4	7.8	58.43	63.2
02/05/2017 04:00	6.0	59.13	60.5	6.0	59.16	60.5	6.1	59.13	61.4	7.8	58.43	63.1
02/05/2017 04:10	6.1	59.13	60.5	6.0	59.20	60.5	6.1	59.14	61.3	7.8	58.45	63.0
02/05/2017 04:20	6.1	59.10	60.5	6.0	59.06	60.5	6.1	59.10	61.3	7.8	58.34	63.1
02/05/2017 04:30	6.1	59.04	60.4	6.0	59.03	60.5	6.1	59.04	61.3	7.8	58.30	63.1
02/05/2017 04:40	6.1	58.97	60.3	6.0	58.96	60.4	6.1	58.99	61.3	7.8	58.23	63.0

Date/Time	HW1i F	HW1i T	HW1o	HW2i F	HW2i T	HW2o	HW3i F	HW3i T	HW3o	HW4i F	HW4i T	HW4o
02/05/2017 04:50	6.0	58.93	60.4	6.0	58.93	60.4	6.0	58.93	61.2	7.8	58.23	62.9
02/05/2017 05:00	6.0	58.93	60.3	6.0	58.93	60.3	6.0	58.94	61.2	7.8	58.23	63.0
02/05/2017 05:10	6.1	58.92	60.3	6.0	58.92	60.4	6.1	58.92	61.2	7.8	58.22	62.8
02/05/2017 05:20	6.1	58.86	60.3	6.0	58.87	60.3	6.1	58.86	61.2	7.8	58.15	62.8
02/05/2017 05:30	6.1	58.82	60.3	6.0	58.81	60.3	6.1	58.82	61.2	7.8	58.09	62.8
02/05/2017 05:40	6.1	58.77	60.2	6.0	58.78	60.3	6.1	58.80	61.1	7.8	58.03	62.8
02/05/2017 05:50	6.1	58.73	60.1	6.0	58.72	60.2	6.1	58.73	61.1	7.8	57.97	62.8
02/05/2017 06:00	6.1	58.67	60.1	6.0	58.67	60.2	6.0	58.70	61.0	7.8	57.93	62.8
02/05/2017 06:10	6.1	58.64	60.0	6.0	58.65	60.2	6.1	58.66	61.0	7.8	57.92	62.7
02/05/2017 06:20	6.1	58.63	60.0	6.0	58.63	60.1	6.1	58.63	60.9	7.8	57.92	62.6
02/05/2017 06:30	6.1	58.63	60.0	6.0	58.63	60.1	6.1	58.63	60.9	7.8	57.92	62.7
02/05/2017 06:40	6.1	58.63	60.0	6.0	58.63	60.1	6.1	58.63	60.8	7.8	57.92	62.7
02/05/2017 06:50	6.1	58.64	60.0	6.0	58.64	60.0	6.1	58.64	60.8	7.8	57.92	62.6
02/05/2017 07:00	6.1	58.62	60.0	6.0	58.63	60.0	6.1	58.62	60.9	7.8	57.89	62.6
02/05/2017 07:10	6.1	58.61	60.0	6.0	58.62	60.0	6.1	58.62	60.8	7.8	57.88	62.6
02/05/2017 07:20	6.1	58.62	60.0	5.9	58.63	60.2	6.1	58.62	60.9	7.8	57.88	62.6
02/05/2017 07:30	6.1	58.54	59.9	5.9	58.56	60.1	6.1	58.53	60.9	7.8	57.83	62.5
02/05/2017 07:40	6.1	58.62	59.9	5.9	58.62	60.0	6.1	58.61	60.9	7.8	57.88	62.6
02/05/2017 07:50	6.1	58.63	59.9	5.9	58.63	60.0	6.1	58.63	60.8	7.8	57.92	62.6
02/05/2017 08:00	6.1	58.65	60.0	5.9	58.65	60.1	6.1	58.65	60.9	7.8	57.92	62.6
02/05/2017 08:10	6.1	58.71	60.0	5.9	58.71	60.2	6.1	58.69	60.8	7.8	57.98	62.6
02/05/2017 08:20	6.1	58.95	60.0	5.9	58.95	60.1	6.1	58.88	61.0	7.8	58.21	62.6
02/05/2017 08:30	6.1	59.23	60.2	5.9	59.24	60.2	6.1	59.15	61.1	7.8	58.50	62.7
02/05/2017 08:40	6.1	59.48	60.5	5.9	59.48	60.5	6.1	59.38	61.2	7.8	58.68	62.8
02/05/2017 08:50	6.1	59.68	60.7	5.9	59.68	60.6	6.1	59.60	61.4	7.8	58.91	62.9
02/05/2017 09:00	6.1	59.95	60.9	5.9	59.94	60.8	6.1	59.83	61.6	7.8	59.18	63.1
02/05/2017 09:10	6.1	60.21	61.1	5.9	60.19	61.1	6.0	60.11	61.7	7.8	59.42	63.3
02/05/2017 09:20	6.1	60.45	61.3	5.9	60.43	61.3	6.0	60.33	62.0	7.8	59.64	63.5
02/05/2017 09:30	6.0	60.68	61.5	5.9	60.69	61.5	6.0	60.59	62.3	7.8	59.91	63.7
02/05/2017 09:40	6.0	60.92	61.7	5.9	60.92	61.6	6.0	60.80	62.4	7.8	60.16	63.8
02/05/2017 09:50	6.1	61.17	62.0	5.9	61.17	61.9	6.0	61.02	62.7	7.8	60.38	63.9
02/05/2017 10:00	6.0	61.43	62.1	5.9	61.42	62.1	6.0	61.31	62.8	7.8	60.68	64.1
02/05/2017 10:10	6.0	61.73	62.4	5.9	61.72	62.4	6.0	61.59	63.0	7.8	61.00	64.4
02/05/2017 10:20	6.0	62.00	62.7	5.9	61.98	62.6	6.0	61.84	63.3	7.8	61.27	64.5
02/05/2017 10:30	6.0	62.30	62.9	5.9	62.26	62.8	6.0	62.13	63.6	7.8	61.54	64.8
02/05/2017 10:40	6.0	62.56	63.2	5.9	62.51	63.2	6.0	62.38	63.7	7.8	61.81	65.0
02/05/2017 10:50	6.0	62.84	63.4	5.9	62.81	63.4	6.0	62.65	64.0	7.8	62.12	65.1
02/05/2017 11:00	6.0	63.13	63.7	5.9	63.09	63.7	6.0	62.95	64.2	7.8	62.40	65.3
02/05/2017 11:10	6.0	63.45	64.0	5.9	63.40	63.9	6.0	63.23	64.4	7.8	62.71	65.5
02/05/2017 11:20	6.0	63.76	64.2	5.9	63.73	64.1	6.0	63.55	64.6	7.8	63.04	65.8
02/05/2017 11:30	6.0	64.05	64.5	5.9	64.05	64.4	6.0	63.86	64.9	7.8	63.42	66.1
02/05/2017 11:40	6.0	64.37	64.8	5.9	64.35	64.8	6.0	64.16	65.3	7.8	63.73	66.3
02/05/2017 11:50	6.0	64.65	65.1	5.9	64.67	65.0	6.0	64.47	65.5	7.8	64.06	66.6
02/05/2017 12:00	6.0	64.95	65.4	5.8	64.94	65.2	6.0	64.76	65.7	7.8	64.35	66.8
02/05/2017 12:10	6.0	65.24	65.7	5.9	65.26	65.5	6.0	65.07	66.0	7.8	64.68	67.0
02/05/2017 12:20	6.0	65.51	65.9	5.8	65.50	65.8	6.0	65.32	66.3	7.8	64.94	67.3
02/05/2017 12:30	6.0	65.76	66.2	5.8	65.76	66.0	6.0	65.60	66.6	7.8	65.18	67.5
02/05/2017 12:40	6.0	65.95	66.5	5.8	65.95	66.2	6.0	65.80	66.8	7.8	65.39	67.7
02/05/2017 12:50	6.0	66.19	66.6	5.8	66.18	66.5	6.0	66.02	66.9	7.8	65.67	68.0
02/05/2017 13:00	6.0	66.43	66.8	5.8	66.44	66.7	6.0	66.27	67.2	7.8	65.93	68.2
02/05/2017 13:10	6.0	66.72	67.1	5.8	66.72	67.0	6.0	66.57	67.5	7.8	66.27	68.4
02/05/2017 13:20	6.0	66.96	67.4	5.8	66.98	67.2	6.0	66.81	67.7	7.8	66.55	68.6
02/05/2017 13:30	6.0	67.15	67.6	5.8	67.17	67.4	6.0	66.99	67.9	7.8	66.71	68.8
02/05/2017 13:40	6.0	67.39	67.8	5.8	67.40	67.7	6.0	67.22	68.1	7.8	66.98	69.0
02/05/2017 13:50	6.0	67.57	68.0	5.8	67.60	67.9	6.0	67.41	68.2	7.8	67.20	69.2

Date/Time	HW1i F	HW1i T	HW1o	HW2i F	HW2i T	HW2o	HW3i F	HW3i T	HW3o	HW4i F	HW4i T	HW4o
02/05/2017 14:00	6.0	67.69	68.2	5.8	67.72	68.1	6.0	67.56	68.5	7.8	67.33	69.5
02/05/2017 14:10	6.0	67.93	68.3	5.8	67.94	68.2	6.0	67.76	68.6	7.8	67.62	69.6
02/05/2017 14:20	6.0	68.09	68.5	5.8	68.11	68.3	6.0	67.95	68.8	7.8	67.78	69.7
02/05/2017 14:30	6.0	68.16	68.6	5.8	68.19	68.6	6.0	68.06	68.9	7.8	67.85	69.9
02/05/2017 14:40	6.0	68.29	68.7	5.8	68.33	68.7	6.0	68.14	69.0	7.8	67.94	70.1
02/05/2017 14:50	6.0	68.38	68.9	5.8	68.42	68.7	6.0	68.28	69.3	7.8	68.07	70.2
02/05/2017 15:00	6.0	68.45	69.1	5.8	68.51	68.9	6.0	68.37	69.4	7.8	68.14	70.3
02/05/2017 15:10	6.0	68.66	69.1	5.8	68.71	69.0	6.0	68.58	69.4	7.8	68.39	70.4
02/05/2017 15:20	6.0	68.74	69.3	5.8	68.77	69.2	6.0	68.65	69.7	7.8	68.47	70.5
02/05/2017 15:30	6.0	68.96	69.4	5.8	69.00	69.2	6.0	68.87	69.7	7.8	68.74	70.7
02/05/2017 15:40	6.0	69.02	69.5	5.8	69.06	69.4	6.0	68.95	69.9	7.8	68.81	70.8
02/05/2017 15:50	6.0	69.06	69.6	5.8	69.13	69.5	6.0	69.00	70.0	7.8	68.86	71.0
02/05/2017 16:00	6.0	69.14	69.7	5.8	69.15	69.6	6.0	69.05	70.0	7.8	68.85	71.0
02/05/2017 16:10	6.0	69.13	69.7	5.8	69.14	69.7	6.0	69.05	70.1	7.8	68.83	71.1
02/05/2017 16:20	6.0	69.03	69.7	5.8	69.07	69.7	6.0	69.00	70.1	7.8	68.69	71.2
02/05/2017 16:30	6.0	69.03	69.7	5.8	69.03	69.7	6.0	68.92	70.1	7.8	68.63	71.2
02/05/2017 16:40	6.0	69.03	69.6	5.8	69.03	69.6	6.0	68.93	70.1	7.8	68.63	71.2
02/05/2017 16:50	6.0	69.03	69.6	5.8	69.03	69.6	6.0	68.92	70.1	7.8	68.62	71.2
02/05/2017 17:00	6.0	68.90	69.7	5.8	68.91	69.6	6.0	68.83	70.1	7.8	68.49	71.2
02/05/2017 17:10	6.0	68.80	69.6	5.8	68.82	69.5	6.0	68.73	70.0	7.8	68.31	71.3
02/05/2017 17:20	6.0	68.67	69.5	5.8	68.68	69.5	6.0	68.61	70.0	7.8	68.15	71.2
02/05/2017 17:30	6.0	68.55	69.4	5.8	68.56	69.3	6.0	68.49	69.9	7.8	67.99	71.1
02/05/2017 17:40	6.0	68.37	69.3	5.8	68.38	69.3	6.0	68.33	69.9	7.8	67.77	71.1
02/05/2017 17:50	6.0	68.18	69.2	5.8	68.18	69.1	6.0	68.12	69.7	7.8	67.60	71.0
02/05/2017 18:00	6.0	68.05	69.0	5.8	68.09	69.0	6.0	67.99	69.6	7.8	67.48	70.8
02/05/2017 18:10	6.0	67.99	68.9	5.8	67.98	68.8	6.0	67.92	69.4	7.8	67.41	70.7
02/05/2017 18:20	6.0	67.86	68.8	5.8	67.85	68.8	6.0	67.79	69.3	7.8	67.26	70.6
02/05/2017 18:30	6.0	67.69	68.7	5.8	67.67	68.6	6.0	67.65	69.2	7.8	67.07	70.6
02/05/2017 18:40	6.0	67.67	68.5	5.8	67.65	68.5	6.0	67.63	69.1	7.8	67.03	70.5
02/05/2017 18:50	6.0	67.58	68.5	5.8	67.58	68.5	6.0	67.53	69.0	7.8	67.01	70.5
02/05/2017 19:00	6.0	67.49	68.4	5.8	67.48	68.4	6.0	67.45	69.0	7.8	66.91	70.4
02/05/2017 19:10	6.0	67.39	68.3	5.8	67.38	68.3	6.0	67.34	69.0	7.8	66.77	70.3
02/05/2017 19:20	6.0	67.24	68.2	5.8	67.23	68.2	6.0	67.17	68.8	7.8	66.64	70.2
02/05/2017 19:30	6.0	67.10	68.1	5.8	67.10	68.1	6.0	67.04	68.7	7.8	66.51	70.1
02/05/2017 19:40	6.0	66.99	68.0	5.8	66.96	68.0	6.0	66.92	68.6	7.8	66.38	70.1
02/05/2017 19:50	6.0	66.94	67.9	5.8	66.93	67.8	6.0	66.91	68.5	7.8	66.34	70.0
02/05/2017 20:00	6.0	66.92	67.8	5.8	66.88	67.8	6.0	66.84	68.4	7.8	66.32	69.9
02/05/2017 20:10	6.0	66.81	67.8	5.8	66.80	67.8	6.0	66.76	68.4	7.8	66.20	69.8
02/05/2017 20:20	6.0	66.72	67.7	5.8	66.72	67.7	6.0	66.66	68.3	7.8	66.11	69.8
02/05/2017 20:30	6.0	66.69	67.6	5.8	66.63	67.6	6.0	66.62	68.1	7.8	66.03	69.8
02/05/2017 20:40	6.0	66.57	67.6	5.8	66.54	67.5	6.0	66.53	68.1	7.8	65.94	69.6
02/05/2017 20:50	6.0	66.53	67.5	5.8	66.52	67.5	6.0	66.47	68.1	7.8	65.91	69.5
02/05/2017 21:00	6.0	66.48	67.4	5.8	66.48	67.4	6.0	66.42	68.0	7.8	65.86	69.6
02/05/2017 21:10	6.0	66.42	67.4	5.8	66.39	67.4	6.0	66.34	68.0	7.8	65.80	69.5
02/05/2017 21:20	6.0	66.34	67.3	5.8	66.33	67.4	6.0	66.33	67.9	7.8	65.72	69.5
02/05/2017 21:30	6.0	66.33	67.3	5.8	66.32	67.3	6.0	66.29	68.0	7.8	65.72	69.4
02/05/2017 21:40	6.0	66.29	67.3	5.8	66.28	67.2	6.0	66.21	67.9	7.8	65.69	69.4
02/05/2017 21:50	6.0	66.21	67.2	5.8	66.21	67.2	6.0	66.14	67.9	7.8	65.62	69.3
02/05/2017 22:00	6.0	66.12	67.1	5.8	66.10	67.2	6.0	66.09	67.8	7.8	65.51	69.3
02/05/2017 22:10	6.0	65.98	67.1	5.8	66.00	67.0	6.0	65.96	67.7	7.8	65.42	69.2
02/05/2017 22:20	6.0	65.93	67.0	5.8	65.95	67.0	6.0	65.92	67.6	7.8	65.35	69.2
02/05/2017 22:30	6.0	65.87	67.0	5.8	65.86	66.9	6.0	65.82	67.6	7.8	65.24	69.2
02/05/2017 22:40	6.0	65.78	66.9	5.8	65.76	66.8	6.0	65.73	67.6	7.8	65.15	69.0
02/05/2017 22:50	6.0	65.72	66.8	5.8	65.72	66.8	6.0	65.70	67.4	7.8	65.12	69.0
02/05/2017 23:00	6.0	65.62	66.8	5.8	65.66	66.8	6.0	65.58	67.4	7.8	65.00	68.9

Date/Time	HW1i F	HW1i T	HW1o	HW2i F	HW2i T	HW2o	HW3i F	HW3i T	HW3o	HW4i F	HW4i T	HW4o
02/05/2017 23:10	6.0	65.46	66.6	5.8	65.49	66.6	6.0	65.45	67.3	7.8	64.86	68.9
02/05/2017 23:20	6.0	65.41	66.5	5.8	65.41	66.5	6.0	65.38	67.2	7.8	64.79	68.8
02/05/2017 23:30	6.0	65.27	66.4	5.8	65.28	66.5	6.0	65.26	67.1	7.8	64.67	68.8
02/05/2017 23:40	6.0	65.21	66.3	5.8	65.20	66.3	6.0	65.19	67.0	7.8	64.58	68.6
02/05/2017 23:50	6.0	65.13	66.3	5.8	65.13	66.3	6.0	65.11	67.0	7.8	64.52	68.6
02/06/2017 00:00	6.0	65.05	66.2	5.8	65.04	66.2	6.0	65.02	66.9	7.8	64.41	68.4
02/06/2017 00:10	6.0	64.98	66.1	5.8	64.99	66.2	6.0	64.94	66.9	7.8	64.31	68.4
02/06/2017 00:20	6.0	64.85	66.0	5.8	64.84	66.1	6.0	64.83	66.8	7.8	64.20	68.3
02/06/2017 00:30	6.0	64.75	66.0	5.8	64.75	66.0	6.0	64.74	66.7	7.8	64.13	68.3
02/06/2017 00:40	6.0	64.72	65.9	5.8	64.72	65.9	6.0	64.72	66.5	7.8	64.12	68.2
02/06/2017 00:50	6.0	64.70	65.8	5.8	64.71	65.8	6.0	64.68	66.5	7.8	64.08	68.2
02/06/2017 01:00	6.0	64.59	65.8	5.8	64.56	65.8	6.0	64.53	66.6	7.8	63.94	68.2
02/06/2017 01:10	6.0	64.52	65.7	5.8	64.52	65.6	6.0	64.50	66.5	7.8	63.90	68.0
02/06/2017 01:20	6.0	64.61	65.6	5.8	64.56	65.6	6.0	64.53	66.3	7.8	63.94	68.0
02/06/2017 01:30	6.0	64.62	65.7	5.8	64.61	65.7	6.0	64.53	66.3	7.8	63.98	67.9
02/06/2017 01:40	6.0	64.54	65.7	5.8	64.53	65.7	6.0	64.52	66.2	7.8	63.91	67.9
02/06/2017 01:50	6.0	64.53	65.6	5.8	64.53	65.6	6.0	64.53	66.3	7.8	63.91	67.9
02/06/2017 02:00	6.0	64.51	65.6	5.8	64.47	65.6	6.0	64.46	66.3	7.8	63.84	67.9
02/06/2017 02:10	6.0	64.43	65.6	5.8	64.42	65.6	6.0	64.43	66.3	7.8	63.82	67.9
02/06/2017 02:20	6.0	64.39	65.5	5.8	64.38	65.6	6.0	64.36	66.2	7.8	63.73	67.9
02/06/2017 02:30	6.0	64.30	65.5	5.8	64.31	65.5	6.0	64.28	66.2	7.8	63.67	67.8
02/06/2017 02:40	6.0	64.21	65.4	5.8	64.20	65.5	6.0	64.19	66.2	7.8	63.59	67.7
02/06/2017 02:50	6.0	64.12	65.3	5.8	64.08	65.4	6.0	64.06	66.0	7.8	63.44	67.6
02/06/2017 03:00	6.0	64.04	65.2	5.8	64.03	65.3	6.0	64.02	65.9	7.8	63.40	67.6
02/06/2017 03:10	6.0	64.02	65.1	5.8	64.03	65.3	6.0	63.99	65.9	7.8	63.34	67.6
02/06/2017 03:20	6.0	64.02	65.1	5.8	64.03	65.2	6.0	63.96	65.8	7.8	63.33	67.5
02/06/2017 03:30	6.1	63.92	65.1	5.8	63.90	65.2	6.0	63.89	65.9	7.8	63.28	67.4
02/06/2017 03:40	6.0	63.88	65.0	5.8	63.86	65.1	6.0	63.83	65.8	7.8	63.23	67.4
02/06/2017 03:50	6.0	63.83	65.0	5.8	63.82	65.0	6.0	63.81	65.7	7.8	63.17	67.3
02/06/2017 04:00	6.0	63.81	64.9	5.8	63.78	65.0	6.0	63.75	65.7	7.8	63.14	67.3
02/06/2017 04:10	6.0	63.73	64.9	5.8	63.70	65.0	6.0	63.68	65.6	7.8	63.08	67.3
02/06/2017 04:20	6.0	63.63	64.8	5.8	63.63	64.9	6.0	63.59	65.7	7.8	62.98	67.3
02/06/2017 04:30	6.0	63.62	64.8	5.8	63.60	64.8	6.0	63.53	65.6	7.8	62.92	67.2
02/06/2017 04:40	6.0	63.45	64.7	5.8	63.42	64.8	6.0	63.41	65.5	7.8	62.77	67.1
02/06/2017 04:50	6.0	63.37	64.6	5.8	63.34	64.7	6.0	63.33	65.5	7.8	62.72	67.1
02/06/2017 05:00	6.0	63.33	64.5	5.8	63.33	64.6	6.0	63.31	65.4	7.8	62.70	67.0
02/06/2017 05:10	6.0	63.23	64.5	5.8	63.20	64.6	6.0	63.19	65.3	7.8	62.57	66.9
02/06/2017 05:20	6.0	63.13	64.4	5.8	63.13	64.6	6.0	63.13	65.3	7.8	62.48	66.9
02/06/2017 05:30	6.0	63.15	64.3	5.8	63.13	64.4	6.0	63.13	65.1	7.8	62.51	66.8
02/06/2017 05:40	6.0	63.11	64.3	5.8	63.08	64.4	6.0	63.08	65.1	7.8	62.42	66.7
02/06/2017 05:50	6.0	63.03	64.2	5.8	62.95	64.4	6.0	62.97	65.1	7.8	62.34	66.7
02/06/2017 06:00	6.0	62.96	64.1	5.8	62.93	64.3	6.0	62.95	64.9	7.8	62.33	66.7
02/06/2017 06:10	6.0	63.11	64.1	5.8	63.06	64.2	6.0	63.10	64.9	7.8	62.46	66.7
02/06/2017 06:20	6.0	63.23	64.2	5.8	63.21	64.4	6.0	63.20	65.0	7.8	62.59	66.7
02/06/2017 06:30	6.0	63.37	64.4	5.8	63.37	64.4	6.0	63.34	65.1	7.8	62.74	66.7
02/06/2017 06:40	6.0	63.56	64.4	5.8	63.55	64.5	6.0	63.50	65.2	7.8	62.91	66.8
02/06/2017 06:50	6.0	63.66	64.6	5.8	63.66	64.7	6.0	63.64	65.3	7.8	63.05	66.8
02/06/2017 07:00	6.0	63.78	64.7	5.8	63.76	64.8	6.0	63.74	65.4	7.8	63.15	66.9
02/06/2017 07:10	6.0	63.84	64.8	5.8	63.83	64.9	6.0	63.81	65.5	7.8	63.22	67.1
02/06/2017 07:20	6.0	63.93	64.9	5.8	63.93	64.9	6.0	63.87	65.6	7.8	63.30	67.1
02/06/2017 07:30	6.0	64.09	65.0	5.8	64.08	65.0	6.0	64.05	65.7	7.8	63.48	67.2
02/06/2017 07:40	6.0	64.26	65.1	5.8	64.27	65.1	6.0	64.23	65.8	7.8	63.66	67.2
02/06/2017 07:50	6.0	64.39	65.2	5.8	64.39	65.2	6.0	64.36	65.9	7.8	63.79	67.4
02/06/2017 08:00	6.0	64.52	65.4	5.8	64.51	65.4	6.0	64.49	66.0	7.8	63.91	67.5
02/06/2017 08:10	6.0	64.63	65.5	5.8	64.65	65.4	6.0	64.58	66.2	7.8	64.03	67.6

Date/Time	HW1i F	HW1i T	HW1o	HW2i F	HW2i T	HW2o	HW3i F	HW3i T	HW3o	HW4i F	HW4i T	HW4o
02/06/2017 08:20	6.0	64.80	65.6	5.8	64.79	65.6	6.0	64.75	66.1	7.8	64.19	67.7
02/06/2017 08:30	6.0	64.96	65.8	5.8	64.97	65.8	6.0	64.91	66.4	7.8	64.36	67.7
02/06/2017 08:40	6.0	65.13	65.9	5.8	65.13	65.9	6.0	65.09	66.5	7.8	64.54	67.9
02/06/2017 08:50	6.0	65.28	66.1	5.8	65.30	66.1	6.0	65.25	66.6	7.8	64.69	68.0
02/06/2017 09:00	6.0	65.45	66.2	5.8	65.45	66.2	6.0	65.39	66.7	7.8	64.85	68.1
02/06/2017 09:10	6.0	65.61	66.3	5.8	65.63	66.3	6.0	65.55	66.9	7.8	65.02	68.3
02/06/2017 09:20	6.0	65.78	66.6	5.8	65.78	66.4	6.0	65.70	67.0	7.8	65.19	68.4
02/06/2017 09:30	6.0	65.94	66.7	5.8	65.97	66.6	6.0	65.88	67.1	7.8	65.39	68.5
02/06/2017 09:40	6.0	66.17	66.8	5.8	66.19	66.8	6.0	66.12	67.3	7.8	65.64	68.6
02/06/2017 09:50	6.0	66.36	67.0	5.8	66.36	66.9	6.0	66.30	67.4	7.8	65.78	68.8
02/06/2017 10:00	6.0	66.54	67.1	5.8	66.55	67.2	6.0	66.48	67.6	7.8	65.95	69.0
02/06/2017 10:10	6.0	66.76	67.3	5.8	66.77	67.3	6.0	66.71	67.8	7.8	66.21	69.1
02/06/2017 10:20	6.0	66.97	67.5	5.8	66.97	67.5	6.0	66.89	68.0	7.8	66.39	69.2
02/06/2017 10:30	6.0	67.07	67.7	5.8	67.07	67.6	6.0	67.01	68.2	7.8	66.51	69.4
02/06/2017 10:40	6.0	67.20	67.9	5.8	67.20	67.8	6.0	67.14	68.3	7.8	66.64	69.6
02/06/2017 10:50	6.0	67.28	68.0	5.8	67.27	68.0	6.0	67.22	68.5	7.8	66.71	69.7
02/06/2017 11:00	6.0	67.32	68.0	5.8	67.30	67.9	6.0	67.27	68.5	7.8	66.72	69.8
02/06/2017 11:10	6.0	67.44	68.1	5.8	67.44	68.0	6.0	67.39	68.5	7.8	66.87	69.9
02/06/2017 11:20	6.0	67.72	68.2	5.8	67.71	68.2	6.0	67.65	68.6	7.8	67.17	70.0
02/06/2017 11:30	6.0	67.97	68.4	5.8	67.98	68.4	6.0	67.91	68.8	7.8	67.43	70.1
02/06/2017 11:40	6.0	68.19	68.7	5.8	68.17	68.7	6.0	68.12	69.0	7.8	67.64	70.3
02/06/2017 11:50	6.0	68.39	68.9	5.8	68.38	68.8	6.0	68.30	69.2	7.8	67.81	70.4
02/06/2017 12:00	6.0	68.54	69.0	5.8	68.54	68.9	6.0	68.47	69.4	7.8	68.02	70.5
02/06/2017 12:10	6.0	68.80	69.2	5.8	68.81	69.2	6.0	68.71	69.5	7.8	68.29	70.8
02/06/2017 12:20	6.0	69.06	69.4	5.8	69.07	69.4	6.0	69.00	69.7	7.8	68.56	70.9
02/06/2017 12:30	6.0	69.35	69.6	5.8	69.34	69.7	6.0	69.25	70.0	7.8	68.83	71.1
02/06/2017 12:40	6.0	69.67	70.0	5.8	69.68	69.8	6.0	69.59	70.3	7.8	69.18	71.4
02/06/2017 12:50	6.0	70.16	70.3	5.8	70.16	70.2	6.0	70.07	70.5	7.8	69.69	71.6
02/06/2017 13:00	6.0	70.46	70.7	5.8	70.47	70.5	6.0	70.41	70.9	7.8	69.99	71.9
02/06/2017 13:10	6.0	70.92	71.0	5.8	70.93	70.9	6.0	70.84	71.2	7.8	70.45	72.1
02/06/2017 13:20	6.0	71.27	71.3	5.8	71.28	71.2	6.0	71.18	71.5	7.8	70.82	72.5
02/06/2017 13:30	6.0	71.47	71.7	5.7	71.48	71.6	6.0	71.39	71.8	7.8	70.97	72.7
02/06/2017 13:40	6.0	71.63	71.8	5.7	71.63	71.7	6.0	71.56	72.0	7.8	71.14	72.9
02/06/2017 13:50	6.0	71.77	72.0	5.7	71.76	72.0	6.0	71.71	72.2	7.8	71.26	73.2
02/06/2017 14:00	6.0	71.95	72.1	5.8	71.94	72.1	6.0	71.87	72.4	7.8	71.45	73.4
02/06/2017 14:10	6.0	72.11	72.4	5.8	72.08	72.2	6.0	72.03	72.6	7.8	71.57	73.5
02/06/2017 14:20	6.0	72.27	72.6	5.8	72.24	72.4	6.0	72.19	72.7	7.8	71.77	73.7
02/06/2017 14:30	6.0	72.39	72.6	5.8	72.38	72.5	6.0	72.30	72.8	7.8	71.90	73.8
02/06/2017 14:40	6.0	72.48	72.8	5.8	72.44	72.6	6.0	72.42	73.0	7.8	71.94	74.0
02/06/2017 14:50	6.0	72.59	72.8	5.8	72.57	72.8	6.0	72.47	73.1	7.8	72.06	74.1
02/06/2017 15:00	6.0	72.70	72.9	5.8	72.66	72.7	6.0	72.62	73.2	7.8	72.19	74.2
02/06/2017 15:10	6.0	72.84	73.1	5.8	72.81	72.9	6.0	72.73	73.3	7.8	72.28	74.3
02/06/2017 15:20	6.0	72.95	73.2	5.8	72.92	73.1	6.0	72.84	73.4	7.8	72.42	74.5
02/06/2017 15:30	6.0	73.10	73.3	5.8	73.08	73.1	6.0	73.01	73.5	7.8	72.60	74.6
02/06/2017 15:40	6.0	73.25	73.5	5.8	73.24	73.4	6.0	73.13	73.7	7.8	72.70	74.7
02/06/2017 15:50	6.0	73.36	73.6	5.8	73.34	73.3	6.0	73.24	73.8	7.8	72.85	74.8
02/06/2017 16:00	6.0	73.42	73.7	5.8	73.42	73.4	6.0	73.33	73.9	7.8	72.92	74.8
02/06/2017 16:10	6.0	73.44	73.8	5.7	73.42	73.6	6.0	73.33	74.0	7.8	72.92	75.0
02/06/2017 16:20	6.0	73.49	73.7	5.7	73.49	73.5	6.0	73.39	74.0	7.8	72.98	75.1
02/06/2017 16:30	6.0	73.53	73.8	5.7	73.53	73.8	6.0	73.42	74.1	7.8	73.02	75.1
02/06/2017 16:40	6.0	73.53	73.9	5.8	73.53	73.8	6.0	73.42	74.2	7.8	73.02	75.2
02/06/2017 16:50	6.0	73.53	73.9	5.8	73.53	73.8	6.0	73.42	74.1	7.8	73.02	75.2
02/06/2017 17:00	6.0	73.53	73.9	5.8	73.53	73.8	6.0	73.42	74.2	7.8	73.02	75.2
02/06/2017 17:10	6.0	73.53	73.9	5.8	73.53	73.8	6.0	73.42	74.2	7.8	73.02	75.3
02/06/2017 17:20	6.0	73.52	74.0	5.7	73.48	73.9	6.0	73.42	74.2	7.8	72.98	75.2

Date/Time	HW1i F	HW1i T	HW1o	HW2i F	HW2i T	HW2o	HW3i F	HW3i T	HW3o	HW4i F	HW4i T	HW4o
02/06/2017 17:30	6.0	73.42	73.9	5.7	73.42	73.8	6.0	73.33	74.1	7.8	72.92	75.3
02/06/2017 17:40	6.0	73.42	73.9	5.8	73.40	73.8	6.0	73.33	74.1	7.8	72.88	75.3
02/06/2017 17:50	6.0	73.33	73.9	5.7	73.33	73.7	6.0	73.29	74.1	7.8	72.83	75.3
02/06/2017 18:00	6.0	73.33	73.8	5.8	73.32	73.7	6.0	73.22	74.1	7.8	72.78	75.3
02/06/2017 18:10	6.0	73.28	73.8	5.7	73.25	73.7	6.0	73.14	74.1	7.8	72.72	75.3
02/06/2017 18:20	6.0	73.22	73.7	5.8	73.22	73.6	6.0	73.13	74.1	7.8	72.64	75.2
02/06/2017 18:30	6.0	73.18	73.7	5.8	73.16	73.6	6.0	73.12	74.0	7.8	72.63	75.2
02/06/2017 18:40	6.0	73.13	73.7	5.8	73.12	73.6	6.0	73.03	74.0	7.8	72.60	75.2
02/06/2017 18:50	6.0	73.13	73.6	5.7	73.05	73.5	6.0	73.02	74.1	7.8	72.53	75.1
02/06/2017 19:00	6.0	73.11	73.6	5.8	73.06	73.5	6.0	73.02	73.9	7.8	72.53	75.1
02/06/2017 19:10	6.0	73.08	73.6	5.8	73.02	73.6	6.0	73.02	73.9	7.8	72.53	75.1
02/06/2017 19:20	6.0	73.02	73.5	5.8	73.02	73.4	6.0	73.00	73.9	7.8	72.53	75.1
02/06/2017 19:30	6.0	73.07	73.5	5.8	73.03	73.5	6.0	73.02	73.9	7.8	72.53	75.2
02/06/2017 19:40	6.0	73.13	73.6	5.8	73.04	73.5	6.0	73.02	73.9	7.8	72.54	75.2
02/06/2017 19:50	6.0	73.13	73.6	5.7	73.11	73.5	6.0	73.03	73.9	7.8	72.60	75.2
02/06/2017 20:00	6.0	73.19	73.6	5.7	73.18	73.5	6.0	73.12	73.9	7.8	72.63	75.2
02/06/2017 20:10	6.0	73.24	73.7	5.7	73.23	73.6	6.0	73.13	73.9	7.8	72.72	75.2
02/06/2017 20:20	6.0	73.31	73.7	5.7	73.31	73.7	6.0	73.19	74.0	7.8	72.75	75.3
02/06/2017 20:30	6.0	73.34	73.8	5.7	73.33	73.7	6.0	73.26	74.1	7.8	72.83	75.3
02/06/2017 20:40	6.0	73.44	73.8	5.7	73.42	73.8	6.0	73.35	74.2	7.8	72.92	75.3
02/06/2017 20:50	6.0	73.53	73.9	5.7	73.53	73.8	6.0	73.43	74.2	7.8	73.02	75.3
02/06/2017 21:00	6.0	73.61	74.0	5.8	73.57	73.9	6.0	73.52	74.2	7.8	73.02	75.4
02/06/2017 21:10	6.0	73.63	74.0	5.7	73.63	73.9	6.0	73.54	74.3	7.8	73.11	75.5
02/06/2017 21:20	6.0	73.70	74.1	5.7	73.70	74.0	6.0	73.61	74.4	7.8	73.18	75.5
02/06/2017 21:30	6.0	73.73	74.2	5.7	73.73	73.9	6.0	73.64	74.5	7.8	73.22	75.6
02/06/2017 21:40	6.0	73.83	74.2	5.7	73.83	74.0	6.0	73.72	74.5	7.8	73.32	75.6
02/06/2017 21:50	6.0	73.92	74.3	5.7	73.92	74.2	6.0	73.83	74.6	7.8	73.34	75.7
02/06/2017 22:00	6.0	73.92	74.3	5.7	73.95	74.2	6.0	73.88	74.6	7.8	73.42	75.7
02/06/2017 22:10	6.0	73.98	74.4	5.7	74.02	74.2	6.0	73.92	74.7	7.8	73.47	75.8
02/06/2017 22:20	6.0	74.06	74.5	5.7	74.06	74.2	6.0	73.97	74.7	7.8	73.56	75.8
02/06/2017 22:30	6.0	74.17	74.5	5.7	74.17	74.3	6.0	74.08	74.8	7.8	73.67	75.9
02/06/2017 22:40	6.0	74.24	74.6	5.7	74.23	74.5	6.0	74.16	74.9	7.8	73.72	76.0
02/06/2017 22:50	6.0	74.33	74.7	5.7	74.34	74.6	6.0	74.26	74.9	7.8	73.84	76.0
02/06/2017 23:00	6.0	74.44	74.8	5.7	74.44	74.7	6.0	74.36	75.0	7.8	73.94	76.1
02/06/2017 23:10	6.0	74.55	74.9	5.7	74.56	74.8	6.0	74.45	75.1	7.8	74.02	76.2
02/06/2017 23:20	6.0	74.63	75.0	5.7	74.63	74.8	6.0	74.56	75.2	7.8	74.11	76.3
02/06/2017 23:30	6.0	74.72	75.0	5.7	74.74	75.0	6.0	74.64	75.3	7.8	74.23	76.3
02/06/2017 23:40	6.0	74.84	75.1	5.7	74.85	75.0	5.9	74.77	75.3	7.8	74.36	76.4
02/06/2017 23:50	6.0	74.92	75.2	5.7	74.94	75.1	6.0	74.85	75.4	7.8	74.42	76.6
02/07/2017 00:00	6.0	75.02	75.2	5.7	75.02	75.0	6.0	74.92	75.5	7.8	74.50	76.6
02/07/2017 00:10	6.0	75.09	75.4	5.7	75.09	75.2	6.0	74.99	75.6	7.8	74.59	76.7
02/07/2017 00:20	6.0	75.18	75.3	5.7	75.22	75.3	6.0	75.12	75.7	7.8	74.69	76.8
02/07/2017 00:30	6.0	75.30	75.5	5.7	75.31	75.5	6.0	75.20	75.8	7.8	74.78	76.9
02/07/2017 00:40	6.0	75.39	75.7	5.7	75.40	75.6	6.0	75.32	75.9	7.8	74.91	77.0
02/07/2017 00:50	6.0	75.51	75.8	5.7	75.52	75.6	5.9	75.41	75.9	7.8	75.02	77.0
02/07/2017 01:00	6.0	75.61	75.9	5.7	75.61	75.8	6.0	75.52	76.0	7.8	75.13	77.1
02/07/2017 01:10	6.0	75.72	75.9	5.7	75.72	75.8	6.0	75.63	76.1	7.8	75.20	77.2
02/07/2017 01:20	6.0	75.74	76.0	5.7	75.74	75.8	5.9	75.66	76.2	7.8	75.26	77.3
02/07/2017 01:30	6.0	75.81	76.1	5.7	75.80	75.9	5.9	75.72	76.3	7.8	75.32	77.4
02/07/2017 01:40	6.0	75.83	76.2	5.7	75.83	76.0	5.9	75.73	76.3	7.8	75.34	77.4
02/07/2017 01:50	6.0	75.90	76.2	5.7	75.91	76.1	5.9	75.82	76.4	7.8	75.42	77.5
02/07/2017 02:00	6.0	75.93	76.1	5.7	75.93	76.0	6.0	75.83	76.4	7.8	75.42	77.5
02/07/2017 02:10	6.0	76.00	76.3	5.7	76.01	76.0	5.9	75.89	76.5	7.8	75.45	77.5
02/07/2017 02:20	6.0	76.03	76.4	5.7	76.03	76.1	5.9	75.93	76.5	7.8	75.52	77.6
02/07/2017 02:30	6.0	76.03	76.4	5.7	76.03	76.3	5.9	76.00	76.5	7.8	75.54	77.7

Date/Time	HW1i F	HW1i T	HW1o	HW2i F	HW2i T	HW2o	HW3i F	HW3i T	HW3o	HW4i F	HW4i T	HW4o
02/07/2017 02:40	6.0	76.08	76.4	5.7	76.09	76.3	5.9	76.03	76.6	7.8	75.62	77.8
02/07/2017 02:50	6.0	76.13	76.4	5.7	76.13	76.3	5.9	76.03	76.7	7.8	75.63	77.8
02/07/2017 03:00	6.0	76.19	76.4	5.7	76.20	76.4	6.0	76.09	76.7	7.8	75.72	77.8
02/07/2017 03:10	6.0	76.22	76.4	5.7	76.22	76.4	5.9	76.13	76.7	7.8	75.72	77.8
02/07/2017 03:20	6.0	76.24	76.6	5.7	76.25	76.5	5.9	76.19	76.8	7.8	75.79	77.9
02/07/2017 03:30	6.0	76.32	76.7	5.7	76.32	76.5	6.0	76.22	76.8	7.8	75.82	77.9
02/07/2017 03:40	6.0	76.39	76.6	5.7	76.39	76.5	5.9	76.30	76.8	7.8	75.83	77.9
02/07/2017 03:50	6.0	76.42	76.6	5.7	76.42	76.5	6.0	76.32	76.9	7.8	75.89	78.0
02/07/2017 04:00	6.0	76.42	76.8	5.7	76.42	76.6	5.9	76.33	77.0	7.8	75.92	78.1
02/07/2017 04:10	6.0	76.43	76.7	5.7	76.43	76.7	6.0	76.36	77.0	7.8	75.94	78.1
02/07/2017 04:20	6.0	76.48	76.7	5.7	76.49	76.6	5.9	76.42	77.1	7.8	76.02	78.1
02/07/2017 04:30	6.0	76.52	76.8	5.7	76.53	76.7	6.0	76.42	77.1	7.8	76.03	78.2
02/07/2017 04:40	6.0	76.53	76.7	5.7	76.53	76.8	6.0	76.43	77.1	7.8	76.03	78.2
02/07/2017 04:50	6.0	76.56	76.9	5.7	76.57	76.9	6.0	76.48	77.1	7.8	76.06	78.2
02/07/2017 05:00	6.0	76.62	76.9	5.7	76.62	76.8	6.0	76.53	77.1	7.8	76.12	78.3
02/07/2017 05:10	6.0	76.65	76.9	5.7	76.64	76.9	5.9	76.60	77.2	7.8	76.13	78.3
02/07/2017 05:20	6.0	76.72	77.1	5.7	76.72	76.9	5.9	76.63	77.2	7.8	76.17	78.3
02/07/2017 05:30	6.0	76.72	77.1	5.7	76.72	76.8	5.9	76.68	77.2	7.8	76.23	78.3
02/07/2017 05:40	6.0	76.73	77.1	5.7	76.74	77.0	5.9	76.72	77.3	7.8	76.27	78.4
02/07/2017 05:50	6.0	76.82	77.2	5.7	76.82	77.0	5.9	76.72	77.3	7.8	76.33	78.4
02/07/2017 06:00	6.0	76.83	77.2	5.7	76.84	77.0	5.9	76.73	77.4	7.8	76.35	78.6
02/07/2017 06:10	6.0	76.88	77.2	5.7	76.91	77.1	5.9	76.79	77.4	7.8	76.41	78.5
02/07/2017 06:20	6.0	76.92	77.3	5.7	76.92	77.1	5.9	76.83	77.5	7.8	76.42	78.6
02/07/2017 06:30	6.0	76.93	77.3	5.7	76.93	77.1	5.6	76.86	77.5	7.8	76.44	78.6
02/07/2017 06:40	6.0	76.99	77.2	5.7	76.99	77.2	5.6	76.91	77.5	7.8	76.51	78.7
02/07/2017 06:50	6.0	77.04	77.3	5.7	77.05	77.2	5.6	76.95	77.6	7.8	76.53	78.7
02/07/2017 07:00	6.1	77.07	77.4	5.7	77.08	77.3	5.5	77.00	77.6	7.8	76.55	78.7
02/07/2017 07:10	6.0	77.01	77.4	5.7	77.00	77.1	5.5	76.93	77.6	7.8	76.50	78.7
02/07/2017 07:20	6.0	76.92	77.4	5.7	76.92	77.1	5.5	76.84	77.7	7.8	76.41	78.7
02/07/2017 07:30	6.1	76.74	77.3	5.7	76.74	77.2	5.5	76.71	77.5	7.8	76.23	78.7
02/07/2017 07:40	6.1	76.56	77.2	5.7	76.54	77.1	5.5	76.48	77.6	7.8	76.02	78.6
02/07/2017 07:50	6.1	76.36	77.0	5.7	76.35	76.9	5.5	76.26	77.4	7.8	75.83	78.6
02/07/2017 08:00	6.1	76.27	76.8	5.7	76.26	76.7	5.5	76.18	77.2	7.8	75.76	78.4
02/07/2017 08:10	6.1	76.18	76.7	5.7	76.17	76.7	5.5	76.09	77.1	7.8	75.66	78.3
02/07/2017 08:20	6.1	76.10	76.6	5.8	76.07	76.6	5.4	76.03	77.1	7.8	75.56	78.3
02/07/2017 08:30	6.1	76.12	76.6	5.7	76.11	76.5	5.4	76.03	77.1	7.8	75.59	78.2
02/07/2017 08:40	6.0	76.13	76.6	5.7	76.12	76.5	5.4	76.03	77.0	7.8	75.63	78.1
02/07/2017 08:50	6.1	76.08	76.5	5.7	76.06	76.5	5.4	76.03	77.0	7.8	75.54	78.1
02/07/2017 09:00	6.1	76.03	76.5	5.7	76.03	76.4	5.4	75.96	77.0	7.8	75.52	78.1
02/07/2017 09:10	6.1	76.04	76.4	5.7	76.04	76.4	5.4	75.97	76.9	7.8	75.51	78.1
02/07/2017 09:20	6.1	76.18	76.5	5.7	76.17	76.4	5.4	76.03	76.9	7.8	75.63	78.1
02/07/2017 09:30	6.1	76.22	76.6	5.7	76.22	76.5	5.5	76.11	77.0	7.8	75.70	78.1
02/07/2017 09:40	6.0	76.30	76.7	5.7	76.29	76.6	5.6	76.20	77.0	7.8	75.77	78.1
02/07/2017 09:50	6.0	76.29	76.7	5.7	76.28	76.6	5.6	76.22	77.0	7.8	75.78	78.1
02/07/2017 10:00	6.0	76.36	76.7	5.7	76.36	76.6	5.6	76.25	77.1	7.8	75.82	78.2
02/07/2017 10:10	6.0	76.60	76.8	5.7	76.59	76.7	5.6	76.46	77.1	7.8	76.06	78.3
02/07/2017 10:20	6.0	76.85	76.9	5.7	76.85	76.9	5.6	76.69	77.2	7.8	76.31	78.3
02/07/2017 10:30	6.1	76.68	77.2	5.7	76.67	76.9	5.6	76.53	77.4	7.8	76.13	78.4
02/07/2017 10:40	6.1	76.72	77.0	5.7	76.72	77.0	5.6	76.59	77.4	7.8	76.17	78.5
02/07/2017 10:50	6.1	76.75	77.1	5.7	76.75	76.9	5.6	76.63	77.4	7.8	76.22	78.5
02/07/2017 11:00	6.0	76.82	77.1	5.7	76.81	77.0	5.6	76.69	77.4	7.8	76.24	78.5
02/07/2017 11:10	6.0	76.79	77.2	5.7	76.80	77.0	5.6	76.68	77.5	7.8	76.24	78.6
02/07/2017 11:20	6.0	76.83	77.2	5.7	76.83	77.0	5.6	76.71	77.5	7.8	76.27	78.6
02/07/2017 11:30	6.0	76.90	77.1	5.7	76.91	77.1	5.6	76.72	77.5	7.8	76.34	78.5
02/07/2017 11:40	6.0	77.00	77.2	5.7	76.99	77.1	5.6	76.84	77.6	7.8	76.45	78.6

Date/Time	HW1i F	HW1i T	HW1o	HW2i F	HW2i T	HW2o	HW3i F	HW3i T	HW3o	HW4i F	HW4i T	HW4o
02/07/2017 11:50	6.0	77.10	77.3	5.7	77.10	77.2	5.6	76.93	77.6	7.8	76.53	78.7
02/07/2017 12:00	6.1	77.23	77.4	5.7	77.25	77.3	5.6	77.07	77.7	7.8	76.69	78.7
02/07/2017 12:10	6.1	77.31	77.6	5.7	77.32	77.4	5.6	77.12	77.8	7.8	76.77	78.8
02/07/2017 12:20	6.1	77.34	77.6	5.7	77.36	77.4	5.6	77.19	77.9	7.8	76.79	78.9
02/07/2017 12:30	6.1	77.40	77.7	5.7	77.41	77.6	5.6	77.25	77.9	7.8	76.87	78.9
02/07/2017 12:40	6.1	77.50	77.7	5.7	77.50	77.7	5.6	77.36	78.0	7.8	76.99	79.0
02/07/2017 12:50	6.0	77.59	77.8	5.7	77.60	77.7	5.6	77.44	78.1	7.8	77.10	79.1
02/07/2017 13:00	6.0	77.66	77.9	5.7	77.66	77.8	5.6	77.54	78.2	7.8	77.18	79.1
02/07/2017 13:10	6.1	77.82	78.0	5.7	77.82	77.9	5.6	77.67	78.2	7.8	77.31	79.2
02/07/2017 13:20	6.1	77.83	78.1	5.7	77.83	77.9	5.6	77.72	78.3	7.8	77.38	79.3
02/07/2017 13:30	6.1	77.92	78.1	5.7	77.94	77.9	5.6	77.78	78.4	7.8	77.48	79.3
02/07/2017 13:40	6.1	78.00	78.2	5.7	78.01	78.1	5.6	77.87	78.5	7.8	77.56	79.4
02/07/2017 13:50	6.1	78.13	78.3	5.7	78.15	78.2	5.6	77.99	78.6	7.8	77.69	79.5
02/07/2017 14:00	6.1	78.15	78.4	5.7	78.19	78.3	5.6	78.02	78.6	7.8	77.74	79.6
02/07/2017 14:10	6.1	78.20	78.5	5.7	78.22	78.4	5.5	78.03	78.6	7.8	77.81	79.6
02/07/2017 14:20	6.1	78.22	78.4	5.7	78.23	78.4	5.5	78.08	78.7	7.8	77.84	79.7
02/07/2017 14:30	6.1	78.23	78.5	5.7	78.24	78.4	5.5	78.08	78.8	7.8	77.85	79.8
02/07/2017 14:40	6.1	78.19	78.5	5.7	78.22	78.5	5.5	78.03	78.8	7.8	77.79	79.8
02/07/2017 14:50	6.1	78.22	78.5	5.7	78.23	78.4	5.5	78.06	78.8	7.8	77.83	79.9
02/07/2017 15:00	6.1	78.23	78.5	5.7	78.23	78.4	5.5	78.11	78.8	7.8	77.86	79.8
02/07/2017 15:10	6.1	78.25	78.6	5.7	78.27	78.4	5.5	78.16	78.8	7.8	77.91	79.9
02/07/2017 15:20	6.1	78.22	78.6	5.7	78.24	78.4	5.5	78.09	78.9	7.8	77.84	79.9
02/07/2017 15:30	6.1	77.95	78.5	5.7	77.97	78.3	5.5	77.84	78.9	7.8	77.55	79.9
02/07/2017 15:40	6.1	77.72	78.3	5.7	77.73	78.2	5.5	77.62	78.8	7.8	77.30	79.8
02/07/2017 15:50	6.1	77.42	78.1	5.7	77.43	78.1	5.5	77.32	78.6	7.8	76.96	79.6
02/07/2017 16:00	6.1	77.19	77.9	5.7	77.20	77.8	5.5	77.09	78.4	7.8	76.76	79.5
02/07/2017 16:10	6.1	76.84	77.6	5.7	76.86	77.7	5.5	76.76	78.2	7.8	76.41	79.4
02/07/2017 16:20	6.1	76.63	77.3	5.7	76.63	77.3	5.5	76.54	78.0	7.8	76.14	79.2
02/07/2017 16:30	6.1	76.41	77.2	5.7	76.41	77.1	5.5	76.31	77.8	7.8	75.92	79.0
02/07/2017 16:40	6.1	76.12	77.0	5.7	76.12	76.9	5.5	76.04	77.5	7.8	75.66	78.8
02/07/2017 16:50	6.1	75.80	76.7	5.7	75.80	76.7	5.5	75.72	77.3	7.8	75.30	78.6
02/07/2017 17:00	6.1	75.53	76.4	5.7	75.53	76.4	5.5	75.44	77.1	7.8	75.00	78.4
02/07/2017 17:10	6.1	75.20	76.1	5.7	75.19	76.2	5.5	75.11	76.9	7.8	74.63	78.2
02/07/2017 17:20	6.1	74.91	75.8	5.7	74.91	75.9	5.5	74.83	76.6	7.8	74.32	78.0
02/07/2017 17:30	6.0	74.61	75.6	5.7	74.61	75.6	5.5	74.55	76.3	7.8	74.02	77.7
02/07/2017 17:40	6.1	74.30	75.3	5.7	74.30	75.4	5.5	74.24	76.1	7.8	73.71	77.5
02/07/2017 17:50	6.1	74.00	75.0	5.7	74.00	75.1	5.5	73.94	75.8	7.8	73.39	77.2
02/07/2017 18:00	6.1	73.71	74.7	5.7	73.71	74.8	5.5	73.64	75.6	7.8	73.11	77.0
02/07/2017 18:10	6.0	73.44	74.5	5.7	73.43	74.5	5.5	73.36	75.3	7.8	72.83	76.8
02/07/2017 18:20	6.0	73.11	74.2	5.7	73.10	74.3	5.5	73.03	75.0	7.8	72.50	76.5
02/07/2017 18:30	6.0	72.92	74.0	5.7	72.87	74.0	5.5	72.85	74.8	7.8	72.29	76.3
02/07/2017 18:40	6.0	72.67	73.7	5.7	72.63	73.8	5.5	72.59	74.6	7.8	72.03	76.1
02/07/2017 18:50	6.1	72.47	73.5	5.7	72.42	73.6	5.5	72.41	74.4	7.8	71.86	75.9
02/07/2017 19:00	6.0	72.27	73.3	5.7	72.25	73.4	5.5	72.22	74.2	7.8	71.66	75.7
02/07/2017 19:10	6.0	72.03	73.2	5.8	72.00	73.3	5.5	71.99	74.0	7.8	71.40	75.6
02/07/2017 19:20	6.0	71.71	72.9	5.8	71.69	72.9	5.5	71.67	73.8	7.8	71.11	75.4
02/07/2017 19:30	6.0	71.47	72.6	5.8	71.44	72.7	5.5	71.43	73.6	7.8	70.84	75.1
02/07/2017 19:40	6.0	71.21	72.4	5.8	71.18	72.5	5.5	71.15	73.4	7.8	70.54	74.9
02/07/2017 19:50	6.0	70.93	72.2	5.8	70.90	72.3	5.5	70.88	73.2	7.8	70.29	74.7
02/07/2017 20:00	6.0	70.72	72.0	5.8	70.70	72.0	5.5	70.67	72.9	7.8	70.05	74.5
02/07/2017 20:10	6.0	70.47	71.8	5.8	70.45	71.8	5.5	70.45	72.7	7.8	69.84	74.3
02/07/2017 20:20	6.0	70.36	71.5	5.8	70.33	71.6	5.5	70.34	72.6	7.8	69.68	74.0
02/07/2017 20:30	6.0	70.16	71.4	5.8	70.14	71.4	5.5	70.14	72.3	7.8	69.49	73.8
02/07/2017 20:40	6.0	69.98	71.2	5.8	69.95	71.2	5.5	69.92	72.2	7.8	69.32	73.8
02/07/2017 20:50	6.0	69.73	71.0	5.8	69.70	71.1	5.5	69.68	72.0	7.8	69.07	73.6

Date/Time	HW1i F	HW1i T	HW1o	HW2i F	HW2i T	HW2o	HW3i F	HW3i T	HW3o	HW4i F	HW4i T	HW4o
02/07/2017 21:00	6.0	69.56	70.8	5.8	69.51	70.9	5.5	69.49	71.8	7.8	68.88	73.4
02/07/2017 21:10	6.0	69.38	70.6	5.8	69.37	70.7	5.5	69.34	71.7	7.8	68.70	73.3
02/07/2017 21:20	6.1	69.21	70.4	5.8	69.18	70.6	5.5	69.15	71.5	7.8	68.53	73.2
02/07/2017 21:30	6.0	69.06	70.3	5.8	69.08	70.5	5.5	69.03	71.4	7.8	68.42	73.0
02/07/2017 21:40	6.1	68.94	70.1	5.8	68.93	70.3	5.5	68.90	71.2	7.8	68.28	72.8
02/07/2017 21:50	6.0	68.81	70.1	5.8	68.81	70.1	5.5	68.76	71.1	7.8	68.16	72.7
02/07/2017 22:00	6.1	68.66	69.8	5.8	68.67	70.0	5.5	68.61	70.9	7.8	67.99	72.5
02/07/2017 22:10	6.1	68.50	69.7	5.8	68.48	69.9	5.5	68.44	70.8	7.8	67.81	72.4
02/07/2017 22:20	6.0	68.31	69.6	5.8	68.30	69.7	5.5	68.28	70.6	7.8	67.63	72.3
02/07/2017 22:30	6.1	68.09	69.4	5.8	68.12	69.6	5.5	68.05	70.5	7.8	67.44	72.1
02/07/2017 22:40	6.1	67.92	69.2	5.8	67.93	69.4	5.5	67.87	70.4	7.8	67.25	72.0
02/07/2017 22:50	6.1	67.76	69.1	5.8	67.77	69.2	5.5	67.74	70.2	7.8	67.07	71.8
02/07/2017 23:00	6.0	67.62	68.9	5.8	67.62	69.1	5.5	67.57	70.0	7.8	66.94	71.7
02/07/2017 23:10	6.1	67.47	68.7	5.8	67.47	68.9	5.5	67.43	69.9	7.8	66.78	71.5
02/07/2017 23:20	6.1	67.37	68.7	5.8	67.38	68.8	5.5	67.30	69.7	7.8	66.69	71.3
02/07/2017 23:30	6.0	67.16	68.5	5.8	67.19	68.6	5.5	67.14	69.6	7.8	66.50	71.3
02/07/2017 23:40	6.1	67.00	68.4	5.8	67.02	68.5	5.5	66.97	69.5	7.8	66.34	71.1
02/07/2017 23:50	6.1	66.89	68.2	5.8	66.91	68.4	5.5	66.86	69.4	7.8	66.20	71.0
02/08/2017 00:00	6.1	66.76	68.0	5.8	66.77	68.2	5.5	66.73	69.3	7.8	66.06	70.8
02/08/2017 00:10	6.0	66.69	67.9	5.8	66.69	68.1	5.5	66.62	69.1	7.8	65.98	70.7
02/08/2017 00:20	5.9	66.57	67.9	5.8	66.59	68.0	5.6	66.53	69.0	7.8	65.89	70.7
02/08/2017 00:30	5.9	66.46	67.8	5.8	66.47	67.9	5.6	66.42	68.9	7.8	65.77	70.5
02/08/2017 00:40	5.9	66.32	67.7	5.8	66.34	67.8	5.5	66.30	68.8	7.8	65.68	70.4
02/08/2017 00:50	5.9	66.17	67.6	5.8	66.19	67.7	5.5	66.15	68.7	7.8	65.50	70.4
02/08/2017 01:00	6.0	65.98	67.4	5.8	66.03	67.5	5.6	65.96	68.6	7.8	65.33	70.2
02/08/2017 01:10	6.0	65.84	67.3	5.8	65.86	67.4	5.6	65.80	68.4	7.8	65.14	70.1
02/08/2017 01:20	5.9	65.67	67.0	5.8	65.71	67.3	5.6	65.63	68.3	7.8	65.00	69.9
02/08/2017 01:30	5.9	65.56	66.9	5.8	65.59	67.1	5.6	65.53	68.2	7.8	64.86	69.8
02/08/2017 01:40	5.9	65.43	66.9	5.8	65.45	67.0	5.6	65.40	68.1	7.8	64.75	69.6
02/08/2017 01:50	5.9	65.26	66.7	5.8	65.33	67.0	5.6	65.26	68.0	7.8	64.63	69.6
02/08/2017 02:00	5.9	65.17	66.6	5.8	65.21	66.8	5.6	65.17	67.8	7.8	64.48	69.5
02/08/2017 02:10	5.9	65.05	66.5	5.8	65.08	66.6	5.6	65.05	67.7	7.8	64.38	69.4
02/08/2017 02:20	5.9	64.94	66.3	5.8	64.98	66.5	5.6	64.94	67.5	7.8	64.28	69.2
02/08/2017 02:30	5.9	64.79	66.3	5.8	64.85	66.4	5.6	64.80	67.5	7.8	64.13	69.1
02/08/2017 02:40	6.0	64.67	66.2	5.8	64.72	66.3	5.6	64.67	67.3	7.8	64.02	69.1
02/08/2017 02:50	5.9	64.55	66.0	5.8	64.58	66.2	5.6	64.53	67.2	7.8	63.86	68.9
02/08/2017 03:00	5.9	64.47	65.9	5.8	64.53	66.0	5.6	64.50	67.2	7.8	63.80	68.8
02/08/2017 03:10	5.9	64.37	65.8	5.8	64.41	66.0	5.6	64.37	67.1	7.8	63.68	68.7
02/08/2017 03:20	5.9	64.24	65.7	5.8	64.29	65.8	5.6	64.25	67.0	7.8	63.59	68.6
02/08/2017 03:30	5.9	64.22	65.6	5.8	64.23	65.7	5.6	64.22	66.8	7.8	63.53	68.5
02/08/2017 03:40	6.0	64.14	65.5	5.8	64.18	65.7	5.6	64.15	66.8	7.8	63.45	68.4
02/08/2017 03:50	6.0	64.03	65.5	5.8	64.05	65.7	5.6	64.05	66.7	7.8	63.34	68.3
02/08/2017 04:00	5.9	63.92	65.3	5.8	63.96	65.6	5.6	63.92	66.6	7.8	63.24	68.3
02/08/2017 04:10	6.0	63.83	65.2	5.8	63.86	65.5	5.6	63.83	66.5	7.8	63.15	68.2
02/08/2017 04:20	5.9	63.72	65.2	5.8	63.77	65.3	5.6	63.71	66.4	7.8	63.05	68.1
02/08/2017 04:30	5.9	63.60	65.0	5.8	63.62	65.2	5.6	63.57	66.3	7.8	62.91	68.0
02/08/2017 04:40	6.0	63.48	64.9	5.8	63.55	65.1	5.6	63.48	66.2	7.8	62.82	67.9
02/08/2017 04:50	6.0	63.34	64.9	5.8	63.39	65.1	5.6	63.38	66.2	7.8	62.67	67.7
02/08/2017 05:00	6.0	63.28	64.7	5.8	63.32	64.9	5.6	63.29	66.0	7.8	62.60	67.7
02/08/2017 05:10	6.0	63.13	64.7	5.8	63.16	64.8	5.6	63.15	65.9	7.8	62.44	67.6
02/08/2017 05:20	6.0	63.04	64.5	5.9	63.05	64.7	5.6	63.05	65.8	7.8	62.35	67.5
02/08/2017 05:30	6.0	62.92	64.4	5.8	62.94	64.6	5.6	62.93	65.7	7.8	62.26	67.4
02/08/2017 05:40	6.0	62.88	64.3	5.8	62.88	64.6	5.6	62.88	65.6	7.8	62.18	67.3
02/08/2017 05:50	6.0	62.75	64.2	5.9	62.76	64.5	5.6	62.76	65.5	7.8	62.06	67.1
02/08/2017 06:00	6.0	62.68	64.1	5.8	62.69	64.4	5.6	62.69	65.4	7.8	62.02	67.0

Date/Time	HW1i F	HW1i T	HW1o	HW2i F	HW2i T	HW2o	HW3i F	HW3i T	HW3o	HW4i F	HW4i T	HW4o
02/08/2017 06:10	6.0	62.55	64.0	5.9	62.55	64.2	5.6	62.55	65.3	7.8	61.85	67.0
02/08/2017 06:20	6.0	62.51	63.9	5.9	62.54	64.2	5.6	62.53	65.3	7.8	61.82	66.9
02/08/2017 06:30	6.0	62.45	63.9	5.9	62.46	64.2	5.6	62.45	65.2	7.8	61.76	66.9
02/08/2017 06:40	6.0	62.48	63.9	5.9	62.46	64.1	5.6	62.47	65.1	7.8	61.76	66.8
02/08/2017 06:50	6.0	62.44	63.9	5.9	62.44	64.1	5.6	62.44	65.1	7.8	61.74	66.8
02/08/2017 07:00	6.0	62.31	63.8	5.9	62.33	64.0	5.6	62.33	65.0	7.8	61.63	66.7
02/08/2017 07:10	6.0	62.22	63.7	5.9	62.23	64.0	5.6	62.23	65.0	7.8	61.51	66.6
02/08/2017 07:20	6.0	62.12	63.7	5.9	62.12	63.8	5.6	62.14	64.9	7.8	61.42	66.6
02/08/2017 07:30	6.0	62.08	63.5	5.9	62.10	63.7	5.6	62.11	64.8	7.8	61.38	66.5
02/08/2017 07:40	6.0	61.97	63.5	5.9	62.03	63.7	5.6	61.99	64.8	7.8	61.32	66.4
02/08/2017 07:50	6.0	62.00	63.4	5.9	62.02	63.6	5.5	62.01	64.7	7.8	61.33	66.3
02/08/2017 08:00	6.0	61.87	63.4	5.9	61.92	63.6	5.6	61.88	64.7	7.8	61.22	66.3
02/08/2017 08:10	6.0	61.83	63.4	5.9	61.86	63.5	5.6	61.83	64.7	7.8	61.18	66.2
02/08/2017 08:20	6.0	61.87	63.3	5.9	61.91	63.4	5.6	61.87	64.6	7.8	61.19	66.2
02/08/2017 08:30	6.0	61.80	63.3	5.9	61.84	63.4	5.6	61.83	64.6	7.8	61.15	66.1
02/08/2017 08:40	6.0	61.76	63.1	5.9	61.80	63.4	5.6	61.81	64.5	7.8	61.10	66.1
02/08/2017 08:50	6.0	61.77	63.2	5.9	61.80	63.4	5.6	61.79	64.6	7.8	61.09	66.0
02/08/2017 09:00	6.0	61.63	63.1	5.9	61.68	63.4	5.6	61.66	64.5	7.8	60.96	66.0
02/08/2017 09:10	6.0	61.63	63.0	5.9	61.67	63.2	5.6	61.67	64.4	7.8	60.97	66.0
02/08/2017 09:20	6.0	61.55	63.1	5.9	61.63	63.3	5.6	61.60	64.3	7.8	60.91	66.0
02/08/2017 09:30	6.0	61.55	63.1	5.9	61.60	63.2	5.6	61.58	64.2	7.8	60.90	66.0
02/08/2017 09:40	6.0	61.51	63.0	5.9	61.56	63.1	5.6	61.52	64.3	7.8	60.83	65.9
02/08/2017 09:50	6.0	61.44	62.9	5.9	61.50	63.1	5.6	61.49	64.2	7.8	60.76	65.7
02/08/2017 10:00	6.0	61.40	62.9	5.9	61.48	63.1	5.6	61.47	64.3	7.8	60.73	65.8
02/08/2017 10:10	6.0	61.39	62.8	5.9	61.42	63.1	5.6	61.43	64.2	7.8	60.72	65.7
02/08/2017 10:20	6.0	61.30	62.8	5.9	61.34	62.9	5.6	61.33	64.1	7.8	60.60	65.7
02/08/2017 10:30	6.0	61.24	62.7	5.9	61.27	62.9	5.6	61.26	64.2	7.8	60.55	65.6
02/08/2017 10:40	6.0	61.27	62.7	5.9	61.34	62.9	5.6	61.30	64.0	7.8	60.60	65.6
02/08/2017 10:50	6.0	61.37	62.7	5.9	61.41	62.9	5.6	61.40	63.9	7.8	60.71	65.7
02/08/2017 11:00	6.0	61.39	62.7	5.9	61.46	62.9	5.6	61.41	64.0	7.8	60.74	65.6
02/08/2017 11:10	6.0	61.46	62.6	5.9	61.52	63.0	5.6	61.47	63.9	7.8	60.83	65.5
02/08/2017 11:20	6.0	61.53	62.8	5.9	61.60	62.9	5.6	61.57	64.1	7.8	60.91	65.6
02/08/2017 11:30	6.0	61.52	62.9	5.9	61.62	63.0	5.6	61.55	64.1	7.8	60.92	65.6
02/08/2017 11:40	6.0	61.52	62.9	5.9	61.60	63.0	5.6	61.53	64.1	7.8	60.91	65.6
02/08/2017 11:50	6.0	61.48	62.8	5.9	61.53	63.0	5.6	61.52	64.1	7.8	60.84	65.6
02/08/2017 12:00	6.0	61.52	62.8	5.9	61.53	63.1	5.6	61.52	64.1	7.8	60.84	65.6
02/08/2017 12:10	6.0	61.47	62.8	5.9	61.53	63.1	5.6	61.51	64.1	7.8	60.83	65.6
02/08/2017 12:20	6.0	61.42	62.8	5.9	61.48	63.0	5.6	61.48	64.1	7.8	60.78	65.6
02/08/2017 12:30	6.0	61.41	62.8	5.9	61.47	63.0	5.6	61.45	64.2	7.8	60.76	65.6
02/08/2017 12:40	6.0	61.31	62.8	5.9	61.36	63.0	5.6	61.33	64.1	7.8	60.63	65.6
02/08/2017 12:50	6.0	61.23	62.7	5.9	61.29	62.9	5.6	61.25	64.0	7.8	60.54	65.5
02/08/2017 13:00	6.0	61.18	62.6	5.9	61.24	62.8	5.6	61.22	63.9	7.8	60.52	65.5
02/08/2017 13:10	6.0	61.05	62.6	5.9	61.09	62.7	5.6	61.09	63.9	7.8	60.36	65.4
02/08/2017 13:20	6.0	60.84	62.4	5.9	60.91	62.7	5.6	60.91	63.9	7.8	60.16	65.3
02/08/2017 13:30	6.0	60.58	62.3	5.9	60.62	62.5	5.6	60.62	63.7	7.8	59.88	65.3
02/08/2017 13:40	6.0	60.31	62.0	5.9	60.37	62.3	5.6	60.40	63.5	7.8	59.63	65.1
02/08/2017 13:50	6.0	60.14	61.8	5.9	60.18	62.1	5.6	60.21	63.4	7.8	59.43	64.9
02/08/2017 14:00	6.0	59.91	61.7	5.9	59.98	61.8	5.6	59.97	63.2	7.8	59.21	64.8
02/08/2017 14:10	6.0	59.80	61.5	5.9	59.83	61.7	5.6	59.83	63.0	7.8	59.09	64.7
02/08/2017 14:20	6.0	59.59	61.3	5.9	59.64	61.6	5.6	59.64	62.9	7.8	58.89	64.5
02/08/2017 14:30	6.0	59.35	61.1	5.9	59.40	61.3	5.6	59.38	62.7	7.8	58.66	64.3
02/08/2017 14:40	6.0	59.19	60.9	5.9	59.28	61.1	5.6	59.26	62.6	7.8	58.52	64.1
02/08/2017 14:50	6.0	59.05	60.8	5.9	59.08	61.0	5.6	59.07	62.4	7.8	58.30	64.0
02/08/2017 15:00	6.0	58.92	60.7	5.9	58.98	60.9	5.6	58.93	62.2	7.8	58.19	63.9
02/08/2017 15:10	6.0	58.76	60.5	5.9	58.77	60.7	5.6	58.77	62.1	7.8	58.00	63.8

Date/Time	HW1i F	HW1i T	HW1o	HW2i F	HW2i T	HW2o	HW3i F	HW3i T	HW3o	HW4i F	HW4i T	HW4o
02/08/2017 15:20	6.0	58.60	60.4	5.9	58.66	60.6	5.6	58.63	61.9	7.8	57.87	63.6
02/08/2017 15:30	6.0	58.43	60.2	5.9	58.51	60.4	5.6	58.46	61.7	7.8	57.72	63.5
02/08/2017 15:40	6.0	58.35	60.0	5.9	58.38	60.3	5.6	58.38	61.6	7.8	57.64	63.4
02/08/2017 15:50	6.0	58.30	59.9	5.9	58.33	60.3	5.6	58.33	61.6	7.8	57.62	63.3
02/08/2017 16:00	6.0	58.24	59.9	5.9	58.31	60.2	5.6	58.30	61.5	7.8	57.55	63.2
02/08/2017 16:10	6.0	58.23	59.9	5.9	58.27	60.1	5.6	58.24	61.4	7.8	57.52	63.1
02/08/2017 16:20	6.0	58.18	59.8	5.9	58.23	60.1	5.6	58.23	61.4	7.8	57.48	63.1
02/08/2017 16:30	6.0	58.05	59.7	5.9	58.10	60.1	5.6	58.08	61.2	7.8	57.33	63.0
02/08/2017 16:40	6.0	57.94	59.6	5.9	57.96	59.9	5.6	57.96	61.1	7.8	57.21	62.9
02/08/2017 16:50	6.0	57.83	59.5	5.9	57.90	59.8	5.6	57.85	61.0	7.8	57.12	62.8
02/08/2017 17:00	6.0	57.78	59.4	5.9	57.81	59.8	5.6	57.81	60.9	7.8	57.01	62.7
02/08/2017 17:10	6.0	57.67	59.3	5.9	57.72	59.6	5.6	57.73	60.8	7.8	56.92	62.6
02/08/2017 17:20	6.0	57.55	59.3	5.9	57.59	59.6	5.6	57.58	60.8	7.8	56.81	62.6
02/08/2017 17:30	6.0	57.45	59.2	5.9	57.47	59.5	5.6	57.46	60.6	7.8	56.67	62.5
02/08/2017 17:40	6.0	57.38	59.0	5.9	57.41	59.4	5.6	57.42	60.6	7.8	56.63	62.3
02/08/2017 17:50	6.0	57.32	59.0	5.9	57.33	59.3	5.6	57.33	60.5	7.8	56.60	62.2
02/08/2017 18:00	6.0	57.16	58.9	5.9	57.22	59.2	5.6	57.19	60.5	7.8	56.43	62.1
02/08/2017 18:10	6.0	57.11	58.8	5.9	57.13	59.1	5.6	57.12	60.4	7.8	56.34	62.1
02/08/2017 18:20	6.0	57.00	58.7	5.9	57.02	59.1	5.6	57.02	60.2	7.8	56.23	61.9
02/08/2017 18:30	6.0	56.92	58.7	5.9	56.94	58.9	5.6	56.94	60.2	7.8	56.17	62.0
02/08/2017 18:40	6.0	56.90	58.6	5.9	56.92	58.8	5.6	56.91	60.1	7.8	56.15	61.8
02/08/2017 18:50	6.0	56.82	58.6	5.9	56.84	58.8	5.6	56.83	60.1	7.8	56.04	61.7
02/08/2017 19:00	6.0	56.72	58.5	5.9	56.73	58.8	5.6	56.78	60.1	7.8	55.97	61.7
02/08/2017 19:10	6.0	56.63	58.4	5.9	56.65	58.6	5.6	56.66	59.9	7.8	55.88	61.6
02/08/2017 19:20	6.0	56.45	58.3	5.9	56.48	58.6	5.6	56.48	59.9	7.8	55.69	61.6
02/08/2017 19:30	6.0	56.40	58.1	5.9	56.41	58.4	5.6	56.44	59.7	7.8	55.65	61.4
02/08/2017 19:40	6.0	56.28	58.0	5.9	56.28	58.4	5.6	56.30	59.6	7.8	55.52	61.3
02/08/2017 19:50	6.0	56.15	58.0	5.9	56.20	58.3	5.6	56.21	59.5	7.8	55.41	61.2
02/08/2017 20:00	6.0	56.01	57.9	5.9	56.02	58.2	5.6	56.02	59.5	7.8	55.23	61.1
02/08/2017 20:10	6.0	55.90	57.6	5.9	55.92	58.0	5.6	55.92	59.4	7.8	55.13	61.0
02/08/2017 20:20	6.0	55.78	57.6	6.0	55.81	57.9	5.6	55.81	59.3	7.8	55.00	60.9
02/08/2017 20:30	6.0	55.54	57.4	6.0	55.56	57.9	5.6	55.57	59.1	7.8	54.77	60.8
02/08/2017 20:40	6.0	55.33	57.3	6.0	55.36	57.6	5.6	55.35	58.9	7.8	54.57	60.7
02/08/2017 20:50	6.0	55.20	57.1	6.0	55.28	57.4	5.6	55.23	58.8	7.8	54.44	60.6
02/08/2017 21:00	6.0	55.03	57.0	6.0	55.08	57.3	5.6	55.08	58.7	7.8	54.27	60.4
02/08/2017 21:10	6.0	54.87	56.8	6.0	54.91	57.1	5.6	54.90	58.6	7.8	54.11	60.2
02/08/2017 21:20	6.0	54.76	56.6	6.0	54.79	57.0	5.6	54.78	58.4	7.8	53.98	60.2
02/08/2017 21:30	6.0	54.67	56.5	6.0	54.71	56.9	5.6	54.72	58.3	7.8	53.92	60.1
02/08/2017 21:40	6.0	54.59	56.5	6.0	54.64	56.8	5.6	54.63	58.2	7.8	53.84	60.0
02/08/2017 21:50	6.0	54.52	56.4	6.0	54.61	56.7	5.6	54.60	58.1	7.8	53.80	59.8
02/08/2017 22:00	6.0	54.48	56.3	6.0	54.55	56.7	5.6	54.53	58.1	7.8	53.73	59.8
02/08/2017 22:10	6.0	54.42	56.3	6.0	54.52	56.6	5.6	54.52	57.9	7.8	53.71	59.7
02/08/2017 22:20	6.0	54.38	56.2	6.0	54.42	56.5	5.7	54.42	57.9	7.8	53.63	59.7
02/08/2017 22:30	6.0	54.26	56.1	6.0	54.31	56.5	5.6	54.33	57.9	7.8	53.53	59.6
02/08/2017 22:40	6.0	54.13	56.0	6.0	54.18	56.4	5.7	54.19	57.8	7.8	53.37	59.5
02/08/2017 22:50	6.0	54.05	55.9	6.0	54.09	56.3	5.7	54.12	57.8	7.8	53.25	59.4
02/08/2017 23:00	6.0	53.95	55.9	6.0	53.97	56.2	5.7	54.00	57.7	7.8	53.18	59.3
02/08/2017 23:10	6.0	53.80	55.7	6.0	53.83	56.1	5.7	53.84	57.5	7.8	52.99	59.4
02/08/2017 23:20	6.0	53.63	55.6	6.0	53.65	55.9	5.7	53.65	57.3	7.8	52.83	59.2
02/08/2017 23:30	6.0	53.49	55.4	6.0	53.53	55.8	5.7	53.52	57.2	7.8	52.68	59.0
02/08/2017 23:40	6.0	53.39	55.3	6.0	53.40	55.7	5.7	53.42	57.2	7.8	52.61	58.8
02/08/2017 23:50	6.0	53.26	55.2	6.0	53.32	55.7	5.7	53.31	57.0	7.8	52.50	58.8
02/09/2017 00:00	6.0	53.23	55.1	6.0	53.21	55.5	5.7	53.23	56.8	7.8	52.38	58.7
02/09/2017 00:10	6.0	53.13	55.0	6.0	53.12	55.4	5.7	53.15	56.9	7.8	52.33	58.6
02/09/2017 00:20	6.0	53.00	54.9	6.0	53.00	55.3	5.7	53.02	56.7	7.8	52.20	58.6

Date/Time	HW1i F	HW1i T	HW1o	HW2i F	HW2i T	HW2o	HW3i F	HW3i T	HW3o	HW4i F	HW4i T	HW4o
02/09/2017 00:30	6.0	52.88	54.8	6.0	52.88	55.2	5.7	52.89	56.6	7.8	52.08	58.4
02/09/2017 00:40	6.0	52.77	54.6	6.0	52.73	55.1	5.7	52.81	56.6	7.8	51.94	58.3
02/09/2017 00:50	6.0	52.56	54.7	6.0	52.57	54.9	5.7	52.63	56.4	7.8	51.78	58.2
02/09/2017 01:00	6.0	52.44	54.5	6.0	52.49	54.8	5.7	52.52	56.3	7.8	51.68	58.0
02/09/2017 01:10	6.0	52.42	54.4	6.0	52.41	54.7	5.7	52.44	56.2	7.8	51.63	58.0
02/09/2017 01:20	6.0	52.39	54.3	6.0	52.37	54.7	5.7	52.42	56.1	7.8	51.57	58.0
02/09/2017 01:30	6.0	52.36	54.3	6.0	52.33	54.7	5.7	52.42	56.1	7.8	51.53	57.9
02/09/2017 01:40	6.0	52.32	54.3	6.0	52.32	54.6	5.7	52.38	56.0	7.8	51.50	57.8
02/09/2017 01:50	6.0	52.22	54.2	6.0	52.24	54.6	5.7	52.29	56.0	7.8	51.42	57.7
02/09/2017 02:00	6.0	52.13	54.1	6.0	52.14	54.4	5.7	52.22	55.9	7.8	51.33	57.8
02/09/2017 02:10	6.0	52.12	54.0	6.0	52.10	54.4	5.7	52.17	55.8	7.8	51.30	57.6
02/09/2017 02:20	6.0	51.99	53.9	6.0	51.97	54.3	5.7	52.06	55.8	7.8	51.21	57.5
02/09/2017 02:30	6.0	51.90	53.8	6.0	51.92	54.2	5.7	51.96	55.7	7.8	51.10	57.5
02/09/2017 02:40	6.0	51.81	53.8	6.0	51.79	54.1	5.7	51.88	55.6	7.8	51.02	57.5
02/09/2017 02:50	6.0	51.70	53.7	6.0	51.69	54.0	5.7	51.78	55.4	7.8	50.89	57.3
02/09/2017 03:00	6.0	51.60	53.5	6.0	51.62	53.9	5.7	51.68	55.4	7.8	50.80	57.3
02/09/2017 03:10	6.0	51.58	53.4	6.0	51.60	53.8	5.7	51.62	55.4	7.8	50.74	57.2
02/09/2017 03:20	6.0	51.52	53.4	6.0	51.52	53.8	5.7	51.59	55.4	7.8	50.72	57.0
02/09/2017 03:30	6.0	51.52	53.4	6.0	51.51	53.8	5.7	51.52	55.2	7.8	50.63	57.0
02/09/2017 03:40	6.0	51.45	53.4	6.0	51.45	53.8	5.7	51.52	55.1	7.8	50.63	57.0
02/09/2017 03:50	6.0	51.41	53.3	6.0	51.41	53.7	5.7	51.45	55.1	7.8	50.55	56.9
02/09/2017 04:00	6.0	51.28	53.3	6.0	51.30	53.6	5.7	51.35	55.2	7.8	50.45	56.8
02/09/2017 04:10	6.0	51.23	53.1	6.0	51.24	53.5	5.7	51.29	55.0	7.8	50.38	56.8
02/09/2017 04:20	6.0	51.23	53.2	6.0	51.23	53.5	5.7	51.23	54.9	7.8	50.33	56.7
02/09/2017 04:30	6.0	51.21	53.1	6.0	51.21	53.4	5.7	51.23	54.9	7.8	50.32	56.6
02/09/2017 04:40	6.0	51.15	53.1	6.0	51.15	53.3	5.7	51.23	54.8	7.8	50.32	56.6
02/09/2017 04:50	6.0	51.15	53.0	6.0	51.15	53.4	5.7	51.19	54.9	7.8	50.31	56.6
02/09/2017 05:00	6.0	51.12	53.0	6.0	51.12	53.3	5.7	51.19	54.8	7.8	50.31	56.6
02/09/2017 05:10	6.0	51.10	52.9	6.0	51.10	53.2	5.7	51.16	54.7	7.8	50.26	56.6
02/09/2017 05:20	6.0	51.07	52.9	6.0	51.06	53.2	5.7	51.13	54.8	7.8	50.23	56.5
02/09/2017 05:30	6.0	51.02	52.9	6.0	51.03	53.3	5.7	51.13	54.7	7.8	50.23	56.4
02/09/2017 05:40	6.0	51.02	53.0	6.0	51.02	53.3	5.7	51.07	54.7	7.8	50.19	56.4
02/09/2017 05:50	6.0	50.94	52.8	6.0	51.00	53.2	5.7	51.02	54.7	7.8	50.13	56.4
02/09/2017 06:00	6.0	50.92	52.9	6.0	50.93	53.2	5.7	51.00	54.6	7.8	50.10	56.3
02/09/2017 06:10	6.0	50.85	52.8	6.0	50.92	53.2	5.7	50.92	54.5	7.8	50.02	56.3
02/09/2017 06:20	6.0	50.81	52.7	6.0	50.81	53.1	5.7	50.87	54.5	7.8	49.94	56.3
02/09/2017 06:30	6.0	50.73	52.7	6.0	50.73	53.1	5.7	50.83	54.5	7.8	49.92	56.2
02/09/2017 06:40	6.0	50.73	52.6	6.0	50.72	53.0	5.7	50.81	54.5	7.8	49.90	56.1
02/09/2017 06:50	6.0	50.68	52.7	6.0	50.66	53.0	5.7	50.73	54.4	7.8	49.84	56.1
02/09/2017 07:00	6.0	50.60	52.5	6.0	50.63	52.9	5.7	50.69	54.4	7.8	49.79	56.0
02/09/2017 07:10	6.0	50.55	52.5	6.0	50.61	52.9	5.7	50.63	54.4	7.8	49.72	56.1
02/09/2017 07:20	6.0	50.51	52.4	6.0	50.54	52.8	5.7	50.58	54.2	7.8	49.66	56.0
02/09/2017 07:30	6.0	50.41	52.4	6.0	50.43	52.7	5.7	50.48	54.2	7.8	49.59	56.0
02/09/2017 07:40	6.0	50.34	52.4	6.0	50.34	52.7	5.7	50.40	54.1	7.8	49.52	55.8
02/09/2017 07:50	6.0	50.31	52.3	6.0	50.32	52.6	5.7	50.33	54.0	7.8	49.46	55.9
02/09/2017 08:00	6.0	50.32	52.2	6.0	50.33	52.5	5.7	50.35	54.0	7.8	49.51	55.9
02/09/2017 08:10	6.0	50.39	52.2	6.0	50.39	52.5	5.7	50.41	54.0	7.8	49.52	55.8
02/09/2017 08:20	6.0	50.36	52.2	6.0	50.37	52.6	5.7	50.41	54.0	7.8	49.52	55.7
02/09/2017 08:30	6.0	50.37	52.2	6.0	50.37	52.6	5.7	50.44	54.1	7.8	49.55	55.6
02/09/2017 08:40	6.0	50.42	52.3	6.0	50.44	52.5	5.7	50.48	53.9	7.8	49.60	55.8
02/09/2017 08:50	6.0	50.47	52.2	6.0	50.49	52.5	5.7	50.51	54.0	7.8	49.62	55.8
02/09/2017 09:00	6.0	50.52	52.3	6.0	50.53	52.7	5.7	50.57	54.0	7.8	49.67	55.8
02/09/2017 09:10	6.0	50.60	52.3	6.0	50.62	52.7	5.7	50.63	54.1	7.8	49.76	55.7
02/09/2017 09:20	6.0	50.63	52.4	6.0	50.65	52.8	5.7	50.68	54.1	7.8	49.85	55.8
02/09/2017 09:30	6.0	50.77	52.5	6.0	50.79	52.8	5.7	50.83	54.1	7.8	49.96	55.8

Date/Time	HW1i F	HW1i T	HW1o	HW2i F	HW2i T	HW2o	HW3i F	HW3i T	HW3o	HW4i F	HW4i T	HW4o
02/09/2017 09:40	6.0	50.88	52.5	6.0	50.92	52.9	5.7	50.93	54.2	7.8	50.06	55.8
02/09/2017 09:50	6.0	51.05	52.7	6.0	51.04	53.0	5.7	51.09	54.3	7.8	50.25	55.9
02/09/2017 10:00	6.0	51.16	52.8	6.0	51.18	53.1	5.7	51.18	54.4	7.8	50.35	56.1
02/09/2017 10:10	6.0	51.26	52.9	6.0	51.26	53.2	5.7	51.26	54.6	7.8	50.44	56.1
02/09/2017 10:20	6.0	51.43	53.0	6.0	51.43	53.3	5.7	51.44	54.7	7.8	50.61	56.2
02/09/2017 10:30	6.0	51.54	53.1	6.0	51.55	53.5	5.7	51.54	54.7	7.8	50.74	56.3
02/09/2017 10:40	6.0	51.75	53.2	6.0	51.74	53.5	5.7	51.74	54.7	7.8	50.97	56.4
02/09/2017 10:50	6.0	51.93	53.4	6.0	51.94	53.6	5.7	51.94	54.9	7.8	51.18	56.5
02/09/2017 11:00	6.0	52.09	53.5	6.0	52.10	53.8	5.7	52.08	55.0	7.8	51.30	56.6
02/09/2017 11:10	6.0	52.30	53.6	6.0	52.32	53.9	5.7	52.27	55.3	7.8	51.55	56.7
02/09/2017 11:20	6.0	52.42	53.9	6.0	52.43	54.1	5.7	52.39	55.3	7.8	51.66	56.8
02/09/2017 11:30	6.0	52.60	54.0	6.0	52.60	54.3	5.7	52.58	55.5	7.8	51.84	56.9
02/09/2017 11:40	6.0	52.77	54.1	6.0	52.72	54.5	5.7	52.71	55.6	7.8	51.97	57.1
02/09/2017 11:50	6.0	52.88	54.3	6.0	52.89	54.6	5.7	52.86	55.8	7.8	52.13	57.2
02/09/2017 12:00	6.0	53.11	54.4	6.0	53.07	54.6	5.7	53.05	55.8	7.8	52.31	57.3
02/09/2017 12:10	6.0	53.22	54.5	6.0	53.21	54.8	5.7	53.17	56.0	7.8	52.42	57.5
02/09/2017 12:20	6.0	53.31	54.7	6.0	53.31	54.9	5.7	53.26	56.1	7.8	52.55	57.6
02/09/2017 12:30	6.0	53.45	54.9	6.0	53.46	55.0	5.7	53.40	56.3	7.8	52.67	57.7
02/09/2017 12:40	6.0	53.63	54.9	6.0	53.65	55.2	5.7	53.56	56.3	7.8	52.89	57.8
02/09/2017 12:50	6.0	53.81	55.0	6.0	53.82	55.3	5.7	53.73	56.4	7.8	53.03	57.9
02/09/2017 13:00	6.0	53.96	55.3	6.0	53.97	55.5	5.7	53.91	56.6	7.8	53.23	58.1
02/09/2017 13:10	6.0	54.19	55.4	6.0	54.24	55.6	5.7	54.16	56.7	7.8	53.51	58.2
02/09/2017 13:20	6.0	54.54	55.6	6.0	54.56	55.8	5.7	54.46	56.8	7.8	53.90	58.4
02/09/2017 13:30	6.0	54.69	55.8	6.0	54.71	56.0	5.6	54.62	57.2	7.8	54.05	58.4
02/09/2017 13:40	6.0	54.87	56.0	6.0	54.92	56.3	5.6	54.82	57.3	7.8	54.21	58.6
02/09/2017 13:50	6.0	55.13	56.2	6.0	55.16	56.4	5.6	55.07	57.6	7.8	54.52	58.8
02/09/2017 14:00	6.0	55.51	56.5	6.0	55.55	56.7	5.6	55.43	57.7	7.8	54.95	59.0
02/09/2017 14:10	6.0	55.58	56.8	6.0	55.59	57.0	5.6	55.50	58.0	7.8	54.95	59.2
02/09/2017 14:20	6.0	55.74	56.8	6.0	55.77	57.0	5.6	55.69	58.1	7.8	55.09	59.4
02/09/2017 14:30	6.0	55.76	57.0	6.0	55.76	57.1	5.6	55.71	58.3	7.8	55.05	59.5
02/09/2017 14:40	6.0	55.87	57.2	6.0	55.91	57.2	5.6	55.88	58.5	7.8	55.18	59.6
02/09/2017 14:50	6.0	55.87	57.2	6.0	55.89	57.3	5.6	55.87	58.6	7.8	55.16	59.7
02/09/2017 15:00	6.0	55.87	57.2	6.0	55.90	57.3	5.6	55.85	58.5	7.8	55.16	59.8
02/09/2017 15:10	6.0	55.93	57.2	6.0	55.94	57.4	5.6	55.92	58.5	7.8	55.23	59.9
02/09/2017 15:20	6.0	56.02	57.3	6.0	56.02	57.5	5.6	55.98	58.6	7.8	55.29	59.8
02/09/2017 15:30	6.0	56.01	57.3	5.9	56.00	57.5	5.6	55.98	58.7	7.8	55.30	59.9
02/09/2017 15:40	6.0	56.06	57.3	5.9	56.05	57.6	5.6	56.01	58.7	7.8	55.30	60.0
02/09/2017 15:50	6.0	56.04	57.4	6.0	56.03	57.6	5.6	56.01	58.8	7.8	55.31	60.0
02/09/2017 16:00	6.0	56.05	57.4	5.9	56.05	57.6	5.6	56.02	58.7	7.8	55.32	60.1
02/09/2017 16:10	6.0	56.10	57.4	5.9	56.14	57.6	5.6	56.11	58.8	7.8	55.41	60.1
02/09/2017 16:20	6.0	56.13	57.4	5.9	56.14	57.7	5.6	56.11	58.8	7.8	55.45	60.1
02/09/2017 16:30	6.0	56.16	57.4	5.9	56.18	57.7	5.6	56.17	58.9	7.8	55.50	60.2
02/09/2017 16:40	6.0	56.20	57.5	5.9	56.24	57.8	5.6	56.23	58.9	7.8	55.60	60.2
02/09/2017 16:50	6.0	56.34	57.5	5.9	56.36	57.8	5.6	56.35	58.9	7.8	55.82	60.2
02/09/2017 17:00	6.0	56.36	57.6	5.9	56.38	57.9	5.6	56.38	59.0	7.8	55.89	60.3
02/09/2017 17:10	6.0	56.35	57.7	6.0	56.35	57.9	5.6	56.35	59.1	7.8	55.88	60.4
02/09/2017 17:20	6.0	56.31	57.7	5.9	56.31	57.9	5.6	56.31	59.0	7.8	55.77	60.3
02/09/2017 17:30	6.0	56.23	57.7	5.9	56.23	57.9	5.6	56.24	59.1	7.8	55.65	60.4
02/09/2017 17:40	6.0	56.15	57.6	5.9	56.21	57.9	5.6	56.22	59.0	7.8	55.51	60.5
02/09/2017 17:50	6.0	56.12	57.6	5.9	56.13	57.8	5.6	56.13	59.0	7.8	55.39	60.3
02/09/2017 18:00	6.0	56.02	57.5	6.0	56.02	57.7	5.6	56.03	59.0	7.8	55.30	60.3
02/09/2017 18:10	6.0	55.98	57.4	6.0	56.02	57.7	5.6	56.02	58.9	7.8	55.23	60.3
02/09/2017 18:20	6.0	55.92	57.4	5.9	55.93	57.7	5.6	55.93	58.8	7.8	55.20	60.3
02/09/2017 18:30	6.0	55.87	57.3	6.0	55.92	57.6	5.6	55.92	58.8	7.8	55.13	60.1
02/09/2017 18:40	6.0	55.83	57.3	6.0	55.91	57.6	5.6	55.92	58.7	7.8	55.13	60.2

Date/Time	HW1i F	HW1i T	HW1o	HW2i F	HW2i T	HW2o	HW3i F	HW3i T	HW3o	HW4i F	HW4i T	HW4o
02/09/2017 18:50	6.0	55.82	57.3	5.9	55.83	57.6	5.6	55.84	58.7	7.8	55.08	60.1
02/09/2017 19:00	6.0	55.76	57.2	6.0	55.79	57.5	5.6	55.79	58.7	7.8	55.03	60.1
02/09/2017 19:10	6.0	55.67	57.1	5.9	55.67	57.4	5.6	55.70	58.6	7.8	54.95	60.2
02/09/2017 19:20	6.0	55.59	57.1	6.0	55.63	57.4	5.6	55.64	58.6	7.8	54.89	60.1
02/09/2017 19:30	6.0	55.53	57.1	5.9	55.61	57.4	5.6	55.59	58.5	7.8	54.82	60.0
02/09/2017 19:40	6.0	55.47	57.0	6.0	55.46	57.3	5.6	55.50	58.4	7.8	54.73	60.0
02/09/2017 19:50	6.0	55.43	56.9	6.0	55.42	57.2	5.6	55.44	58.4	7.8	54.69	60.0
02/09/2017 20:00	6.0	55.41	56.8	5.9	55.41	57.2	5.6	55.42	58.4	7.8	54.63	59.8
02/09/2017 20:10	6.0	55.40	56.8	5.7	55.41	57.2	5.6	55.42	58.3	7.8	54.63	59.9
02/09/2017 20:20	6.0	55.36	56.9	5.7	55.38	57.1	5.6	55.38	58.3	7.8	54.63	59.8
02/09/2017 20:30	6.0	55.31	56.8	5.7	55.33	57.1	5.7	55.33	58.3	7.8	54.61	59.8
02/09/2017 20:40	6.0	55.27	56.8	5.7	55.31	57.1	5.7	55.29	58.3	7.8	54.57	59.8
02/09/2017 20:50	6.0	55.24	56.8	5.7	55.27	57.1	5.7	55.26	58.2	7.8	54.54	59.8
02/09/2017 21:00	6.0	55.18	56.8	5.7	55.20	57.0	5.7	55.22	58.2	7.8	54.46	59.7
02/09/2017 21:10	6.0	55.13	56.6	5.7	55.13	56.9	5.7	55.14	58.1	7.8	54.42	59.7
02/09/2017 21:20	6.0	55.12	56.6	5.7	55.12	57.0	5.7	55.13	58.1	7.8	54.35	59.7
02/09/2017 21:30	6.0	55.04	56.6	5.7	55.03	56.9	5.7	55.10	58.0	7.8	54.30	59.6
02/09/2017 21:40	6.0	55.02	56.5	5.7	55.02	56.9	5.7	55.02	58.0	7.8	54.23	59.6
02/09/2017 21:50	6.0	54.93	56.5	5.7	54.97	56.9	5.7	54.98	58.0	7.8	54.23	59.6
02/09/2017 22:00	6.0	54.88	56.5	5.7	54.90	56.8	5.7	54.93	58.0	7.8	54.18	59.5
02/09/2017 22:10	6.0	54.82	56.4	5.7	54.82	56.7	5.7	54.83	57.9	7.8	54.08	59.4
02/09/2017 22:20	6.0	54.73	56.3	5.7	54.73	56.6	5.7	54.81	57.8	7.8	54.01	59.4
02/09/2017 22:30	6.0	54.69	56.3	5.7	54.67	56.6	5.7	54.73	57.8	7.8	53.92	59.4
02/09/2017 22:40	6.0	54.62	56.2	5.7	54.63	56.5	5.7	54.67	57.7	7.8	53.91	59.3
02/09/2017 22:50	6.0	54.55	56.2	5.7	54.60	56.4	5.7	54.61	57.6	7.8	53.85	59.3
02/09/2017 23:00	6.0	54.52	56.1	5.7	54.53	56.4	5.7	54.57	57.6	7.8	53.83	59.3
02/09/2017 23:10	6.0	54.45	56.1	5.7	54.49	56.4	5.7	54.52	57.5	7.8	53.73	59.1
02/09/2017 23:20	6.0	54.42	56.0	5.9	54.44	56.4	5.7	54.52	57.5	7.8	53.72	59.2
02/09/2017 23:30	6.0	54.42	56.0	6.0	54.42	56.2	5.7	54.45	57.5	7.8	53.66	59.2
02/09/2017 23:40	6.0	54.37	56.0	6.0	54.37	56.2	5.7	54.39	57.5	7.8	53.62	59.1
02/09/2017 23:50	6.0	54.31	55.9	6.0	54.31	56.2	5.7	54.34	57.5	7.8	53.60	59.0
02/10/2017 00:00	6.0	54.28	55.8	6.0	54.29	56.1	5.7	54.33	57.4	7.8	53.54	59.0
02/10/2017 00:10	6.0	54.26	55.8	6.0	54.26	56.1	5.7	54.33	57.4	7.8	53.54	58.9
02/10/2017 00:20	6.0	54.23	55.8	6.0	54.23	56.1	5.7	54.32	57.3	7.8	53.52	59.0
02/10/2017 00:30	6.0	54.24	55.8	6.0	54.25	56.0	5.7	54.31	57.3	7.8	53.53	59.0
02/10/2017 00:40	6.0	54.23	55.8	6.0	54.23	56.1	5.6	54.30	57.3	7.8	53.52	58.8
02/10/2017 00:50	6.0	54.23	55.7	6.0	54.23	56.0	5.7	54.27	57.3	7.8	53.52	58.9
02/10/2017 01:00	6.0	54.22	55.7	6.0	54.23	56.0	5.7	54.23	57.3	7.8	53.51	58.8
02/10/2017 01:10	6.0	54.22	55.7	6.0	54.23	56.0	5.7	54.23	57.4	7.8	53.52	58.9
02/10/2017 01:20	6.0	54.22	55.8	6.0	54.23	56.0	5.7	54.23	57.3	7.8	53.51	58.9
02/10/2017 01:30	6.0	54.23	55.7	6.0	54.23	56.0	5.7	54.24	57.3	7.8	53.52	58.8
02/10/2017 01:40	6.0	54.23	55.7	6.0	54.23	56.0	5.7	54.23	57.3	7.8	53.51	58.9
02/10/2017 01:50	6.0	54.23	55.7	6.0	54.23	55.9	5.7	54.27	57.2	7.8	53.52	58.8
02/10/2017 02:00	6.0	54.23	55.8	6.0	54.24	55.9	5.7	54.30	57.2	7.8	53.52	58.9
02/10/2017 02:10	6.0	54.23	55.7	6.0	54.23	56.0	5.7	54.30	57.2	7.8	53.52	58.9
02/10/2017 02:20	6.0	54.27	55.8	6.0	54.28	56.0	5.7	54.32	57.3	7.8	53.56	58.8
02/10/2017 02:30	6.0	54.27	55.8	6.0	54.28	55.9	5.7	54.33	57.2	7.8	53.55	58.9
02/10/2017 02:40	6.0	54.33	55.8	6.0	54.33	56.1	5.7	54.33	57.3	7.8	53.62	58.9
02/10/2017 02:50	6.0	54.38	55.8	6.0	54.39	56.1	5.7	54.41	57.4	7.8	53.63	58.9
02/10/2017 03:00	6.0	54.42	55.8	6.0	54.42	56.1	5.6	54.42	57.4	7.8	53.63	58.8
02/10/2017 03:10	6.0	54.42	55.9	6.0	54.42	56.1	5.7	54.43	57.3	7.8	53.68	59.0
02/10/2017 03:20	6.0	54.42	55.8	6.0	54.42	56.1	5.7	54.42	57.3	7.8	53.69	59.0
02/10/2017 03:30	6.0	54.42	55.9	6.0	54.42	56.1	5.6	54.44	57.4	7.8	53.69	58.9
02/10/2017 03:40	6.0	54.42	55.9	6.0	54.42	56.1	5.7	54.43	57.3	7.8	53.67	58.9
02/10/2017 03:50	6.0	54.41	55.8	6.0	54.41	56.1	5.7	54.42	57.3	7.8	53.63	59.0

Date/Time	HW1i F	HW1i T	HW1o	HW2i F	HW2i T	HW2o	HW3i F	HW3i T	HW3o	HW4i F	HW4i T	HW4o
02/10/2017 04:00	6.0	54.40	55.9	6.0	54.40	56.0	5.7	54.42	57.3	7.8	53.63	59.0
02/10/2017 04:10	6.0	54.41	55.8	6.0	54.40	56.1	5.7	54.42	57.3	7.8	53.63	58.9
02/10/2017 04:20	6.0	54.39	55.8	6.0	54.40	56.1	5.7	54.42	57.3	7.8	53.63	58.9
02/10/2017 04:30	6.0	54.42	55.9	6.0	54.42	56.1	5.7	54.42	57.4	7.8	53.64	59.0
02/10/2017 04:40	6.0	54.42	55.8	6.0	54.42	56.0	5.7	54.42	57.3	7.8	53.64	58.9
02/10/2017 04:50	6.0	54.42	55.8	6.0	54.42	56.1	5.7	54.42	57.4	7.8	53.66	58.9
02/10/2017 05:00	6.0	54.42	55.9	6.0	54.42	56.1	5.7	54.43	57.4	7.8	53.67	58.9
02/10/2017 05:10	6.0	54.42	55.9	6.0	54.42	56.1	5.7	54.42	57.4	7.8	53.64	59.0
02/10/2017 05:20	6.0	54.42	55.9	6.0	54.42	56.1	5.7	54.42	57.4	7.8	53.66	58.9
02/10/2017 05:30	6.0	54.42	55.9	6.0	54.42	56.2	5.7	54.43	57.4	7.8	53.70	58.8
02/10/2017 05:40	6.0	54.42	56.0	6.0	54.43	56.1	5.7	54.48	57.4	7.8	53.72	58.8
02/10/2017 05:50	6.0	54.42	55.9	6.0	54.50	56.1	5.7	54.52	57.4	7.8	53.73	58.9
02/10/2017 06:00	6.0	54.42	55.9	6.0	54.51	56.1	5.7	54.52	57.4	7.8	53.73	58.9
02/10/2017 06:10	6.0	54.51	56.0	6.0	54.52	56.1	5.7	54.52	57.5	7.8	53.79	59.0
02/10/2017 06:20	6.0	54.52	55.9	6.0	54.56	56.1	5.7	54.55	57.4	7.8	53.83	59.0
02/10/2017 06:30	6.0	54.52	56.1	6.0	54.58	56.2	5.7	54.59	57.5	7.8	53.83	58.9
02/10/2017 06:40	6.0	54.61	56.0	6.0	54.63	56.3	5.7	54.63	57.5	7.8	53.92	58.9
02/10/2017 06:50	6.0	54.63	56.0	6.0	54.64	56.3	5.6	54.67	57.4	7.8	53.92	59.1
02/10/2017 07:00	6.0	54.72	56.1	6.0	54.73	56.3	5.6	54.73	57.5	7.8	53.99	59.1
02/10/2017 07:10	6.0	54.79	56.2	6.0	54.81	56.3	5.7	54.82	57.6	7.8	54.06	59.1
02/10/2017 07:20	6.0	54.83	56.2	6.0	54.86	56.5	5.7	54.83	57.6	7.8	54.13	59.2
02/10/2017 07:30	6.0	54.92	56.3	6.0	54.99	56.5	5.6	54.98	57.7	7.8	54.22	59.1
02/10/2017 07:40	6.0	55.05	56.4	6.0	55.07	56.6	5.7	55.08	57.8	7.8	54.34	59.2
02/10/2017 07:50	6.0	55.17	56.4	6.0	55.25	56.6	5.6	55.17	57.8	7.8	54.50	59.3
02/10/2017 08:00	6.0	55.39	56.5	6.0	55.42	56.7	5.6	55.38	57.9	7.8	54.68	59.4
02/10/2017 08:10	6.0	55.58	56.7	6.0	55.62	56.9	5.6	55.58	58.0	7.8	54.89	59.6
02/10/2017 08:20	6.0	55.82	56.9	5.9	55.86	57.0	5.6	55.82	58.1	7.8	55.10	59.6
02/10/2017 08:30	6.0	56.10	57.1	5.9	56.15	57.2	5.6	56.09	58.4	7.8	55.40	59.7
02/10/2017 08:40	6.0	56.36	57.3	5.9	56.41	57.5	5.6	56.34	58.6	7.8	55.66	59.9
02/10/2017 08:50	6.0	56.64	57.6	5.9	56.69	57.7	5.6	56.62	58.7	7.8	55.93	60.1
02/10/2017 09:00	6.0	56.91	57.8	5.9	56.95	57.9	5.6	56.88	59.0	7.8	56.20	60.3
02/10/2017 09:10	6.0	57.23	58.1	5.9	57.27	58.2	5.6	57.19	59.2	7.8	56.53	60.5
02/10/2017 09:20	6.0	57.64	58.4	5.9	57.68	58.5	5.6	57.59	59.4	7.8	56.94	60.6
02/10/2017 09:30	6.0	58.04	58.8	5.9	58.08	58.8	5.6	57.99	59.7	7.8	57.37	60.9
02/10/2017 09:40	6.0	58.46	59.1	5.9	58.49	59.2	5.6	58.39	60.0	7.8	57.77	61.2
02/10/2017 09:50	6.0	58.81	59.5	5.9	58.84	59.6	5.6	58.75	60.4	7.8	58.12	61.5
02/10/2017 10:00	6.0	59.27	59.8	5.9	59.30	59.9	5.6	59.20	60.6	7.8	58.60	61.8
02/10/2017 10:10	6.0	59.75	60.1	5.9	59.78	60.2	5.6	59.66	61.0	7.8	59.09	62.1
02/10/2017 10:20	6.0	60.36	60.6	5.9	60.40	60.7	5.6	60.29	61.5	7.8	59.72	62.4
02/10/2017 10:30	6.0	60.96	61.2	5.9	60.99	61.1	5.6	60.87	61.9	7.8	60.31	62.8
02/10/2017 10:40	6.0	61.56	61.8	5.9	61.59	61.5	5.6	61.48	62.3	7.8	60.96	63.2
02/10/2017 10:50	6.0	62.13	62.3	5.9	62.15	62.3	5.6	62.04	62.9	7.8	61.54	63.8
02/10/2017 11:00	6.0	62.73	62.8	5.9	62.72	62.7	5.6	62.62	63.5	7.8	62.14	64.2
02/10/2017 11:10	6.0	63.26	63.3	5.8	63.27	63.1	5.6	63.16	63.8	7.8	62.69	64.6
02/10/2017 11:20	6.0	63.86	63.8	5.9	63.87	63.8	5.5	63.76	64.3	7.8	63.30	65.1
02/10/2017 11:30	6.0	64.45	64.4	5.8	64.46	64.2	5.5	64.31	64.8	7.8	63.90	65.5
02/10/2017 11:40	6.0	65.06	64.9	5.8	65.08	64.9	5.5	64.94	65.3	7.8	64.52	65.9
02/10/2017 11:50	6.0	65.62	65.5	5.8	65.64	65.4	5.5	65.51	65.7	7.8	65.11	66.4
02/10/2017 12:00	6.0	66.18	66.1	5.8	66.18	65.8	5.5	66.03	66.2	7.8	65.64	66.9
02/10/2017 12:10	6.0	66.64	66.5	5.8	66.64	66.3	5.5	66.52	66.9	7.8	66.12	67.4
02/10/2017 12:20	6.0	67.19	67.0	5.8	67.20	66.7	5.5	67.05	67.3	7.8	66.65	67.8
02/10/2017 12:30	6.0	67.72	67.5	5.8	67.71	67.4	5.5	67.57	67.7	7.8	67.22	68.3
02/10/2017 12:40	6.0	68.20	68.0	5.8	68.22	67.6	5.5	68.07	68.3	7.8	67.73	68.7
02/10/2017 12:50	6.0	68.68	68.4	5.8	68.69	68.3	5.5	68.55	68.7	7.8	68.22	69.1
02/10/2017 13:00	6.0	69.18	69.0	5.8	69.19	68.9	5.5	69.05	69.1	7.8	68.73	69.6

Date/Time	HW1i F	HW1i T	HW1o	HW2i F	HW2i T	HW2o	HW3i F	HW3i T	HW3o	HW4i F	HW4i T	HW4o
02/10/2017 13:10	6.0	69.64	69.3	5.8	69.64	69.2	5.5	69.52	69.4	7.8	69.22	70.0
02/10/2017 13:20	6.0	70.03	69.8	5.8	70.03	69.4	5.5	69.90	69.9	7.8	69.60	70.4
02/10/2017 13:30	6.0	70.43	70.2	5.8	70.44	69.9	5.5	70.33	70.3	7.8	70.01	70.8
02/10/2017 13:40	6.0	70.77	70.6	5.8	70.78	70.3	5.5	70.67	70.7	7.8	70.36	71.1
02/10/2017 13:50	6.0	71.11	70.9	5.8	71.11	70.7	5.5	71.02	71.1	7.8	70.69	71.5
02/10/2017 14:00	6.0	71.48	71.3	5.8	71.48	71.1	5.5	71.39	71.3	7.8	71.08	71.9
02/10/2017 14:10	6.0	71.75	71.5	5.8	71.74	71.4	5.5	71.64	71.6	7.8	71.33	72.2
02/10/2017 14:20	6.0	72.09	71.8	5.8	72.08	71.4	5.5	71.98	72.0	7.8	71.67	72.4
02/10/2017 14:30	6.0	72.43	72.1	5.8	72.40	71.8	5.5	72.30	72.2	7.8	72.00	72.8
02/10/2017 14:40	6.0	72.72	72.5	5.8	72.70	72.0	5.5	72.57	72.5	7.8	72.27	73.0
02/10/2017 14:50	6.0	73.02	72.8	5.8	73.01	72.1	5.5	72.90	72.8	7.8	72.62	73.4
02/10/2017 15:00	6.0	73.32	73.0	5.8	73.32	72.7	5.5	73.18	73.1	7.8	72.92	73.6
02/10/2017 15:10	2.8	73.94	73.1	3.0	73.80	73.4	2.6	73.63	73.6	3.9	73.56	70.8
02/10/2017 15:20	5.5	73.52	74.0	7.0	73.50	74.0	6.0	73.36	75.0	5.9	73.09	72.7
02/10/2017 15:30	6.1	73.91	74.2	7.5	73.94	73.4	6.6	73.80	73.9	4.3	73.56	75.0
02/10/2017 15:40	6.2	74.13	74.2	7.8	74.12	73.6	6.8	74.00	74.0	0.0	73.72	74.7
02/10/2017 15:50	6.1	74.31	--------	7.8	74.31	73.9	6.8	74.18	74.2	0.0	73.42	73.9
02/10/2017 16:00	6.2	74.49	74.3	7.7	74.49	74.0	6.8	74.37	74.4	0.0	73.00	73.3
02/10/2017 16:10	6.2	74.63	74.4	7.7	74.63	74.3	6.8	74.52	74.5	0.0	72.59	72.9
02/10/2017 16:20	6.2	74.73	74.6	7.7	74.74	74.4	6.8	74.63	74.6	0.0	72.19	72.5
02/10/2017 16:30	6.2	74.85	74.8	7.7	74.86	74.5	6.8	74.75	74.8	0.0	71.89	72.3
02/10/2017 16:40	6.2	75.00	74.8	7.7	75.00	74.6	6.8	74.89	74.9	0.0	71.65	72.0
02/10/2017 16:50	6.2	75.03	75.0	7.7	75.03	74.7	6.8	74.92	75.0	0.0	71.48	71.9
02/10/2017 17:00	4.6	75.14	74.9	5.8	75.16	74.8	5.1	75.04	75.1	0.0	71.29	71.6
02/10/2017 17:10	0.0	74.74	73.3	0.0	74.98	72.5	0.0	74.76	73.8	0.0	71.09	71.4
02/10/2017 17:20	0.0	74.23	70.9	0.0	74.30	70.9	0.0	74.50	71.1	0.0	70.64	71.0
02/10/2017 17:30	0.0	73.60	69.1	0.0	73.62	70.0	0.0	73.89	69.3	0.0	70.20	70.7
02/10/2017 17:40	0.0	72.97	68.2	0.0	72.93	69.3	0.0	73.24	68.3	0.0	69.77	70.3
02/10/2017 17:50	0.0	72.24	67.2	0.0	72.14	68.6	0.0	72.56	67.3	0.0	69.27	70.0
02/10/2017 18:00	0.0	71.43	66.0	0.0	71.31	67.8	0.0	71.79	66.3	0.0	68.67	69.5
02/10/2017 18:10	0.0	70.68	65.4	0.0	70.58	67.1	0.0	71.04	65.8	0.0	68.15	69.2
02/10/2017 18:20	0.0	70.06	65.0	0.0	69.92	66.4	0.0	70.40	65.4	0.0	67.71	69.0
02/10/2017 18:30	0.0	69.45	64.6	0.0	69.31	65.7	0.0	69.77	64.8	0.0	67.23	68.8
02/10/2017 18:40	0.0	68.86	64.1	0.0	68.69	65.1	0.0	69.15	64.3	0.0	66.77	68.6
02/10/2017 18:50	0.0	68.36	64.1	0.0	68.20	64.7	0.0	68.64	64.2	0.0	66.42	68.5
02/10/2017 19:00	0.0	67.93	64.0	0.0	67.78	64.4	0.0	68.24	64.2	0.0	66.14	68.3
02/10/2017 19:10	0.0	67.55	63.8	0.0	67.37	64.1	0.0	67.86	63.9	0.0	65.84	68.1
02/10/2017 19:20	0.0	67.17	63.8	0.0	67.02	63.8	0.0	67.56	63.8	0.0	65.64	68.0
02/10/2017 19:30	0.0	66.87	63.6	0.0	66.71	63.7	0.0	67.31	63.8	0.0	65.44	67.8
02/10/2017 19:40	0.0	66.60	63.5	0.0	66.42	63.5	0.0	67.08	63.7	0.0	65.29	67.7
02/10/2017 19:50	0.0	66.31	63.2	0.0	66.12	63.2	0.0	66.84	63.4	0.0	65.01	67.5
02/10/2017 20:00	0.0	66.01	63.0	0.0	65.84	63.0	0.0	66.59	63.1	0.0	64.77	67.4
02/10/2017 20:10	0.0	65.77	62.8	0.0	65.58	62.7	0.0	66.35	62.8	0.0	64.52	67.2
02/10/2017 20:20	0.0	65.50	62.5	0.0	65.30	62.4	0.0	66.09	62.5	0.0	64.25	67.1
02/10/2017 20:30	0.0	65.21	62.2	0.0	65.03	62.1	0.0	65.84	62.3	0.0	64.03	67.0
02/10/2017 20:40	0.0	64.95	62.0	0.0	64.76	61.8	0.0	65.60	62.1	0.0	63.81	66.8
02/10/2017 20:50	0.0	64.70	61.8	0.0	64.50	61.6	0.0	65.37	61.8	0.0	63.61	66.8
02/10/2017 21:00	0.0	64.50	61.6	0.0	64.27	61.5	0.0	65.17	61.7	0.0	63.42	66.7
02/10/2017 21:10	0.0	64.27	61.4	0.0	64.04	61.2	0.0	64.98	61.5	0.0	63.21	66.6
02/10/2017 21:20	0.0	64.08	61.3	0.0	63.84	61.1	0.0	64.81	61.3	0.0	63.00	66.5
02/10/2017 21:30	0.0	63.88	61.2	0.0	63.63	60.9	0.0	64.64	61.2	0.0	62.84	66.5
02/10/2017 21:40	0.0	63.69	61.0	0.0	63.47	60.8	0.0	64.48	61.1	0.0	62.67	66.5
02/10/2017 21:50	0.0	63.54	60.9	0.0	63.30	60.7	0.0	64.33	61.0	0.0	62.55	66.4
02/10/2017 22:00	0.0	63.35	60.8	0.0	63.12	60.5	0.0	64.21	60.9	0.0	62.41	66.3
02/10/2017 22:10	0.0	63.19	60.6	0.0	62.92	60.4	0.0	64.06	60.7	0.0	62.27	66.3

Date/Time	HW1i F	HW1i T	HW1o	HW2i F	HW2i T	HW2o	HW3i F	HW3i T	HW3o	HW4i F	HW4i T	HW4o
02/10/2017 22:20	0.0	62.99	60.2	0.0	62.72	60.1	0.0	63.90	60.4	0.0	62.06	66.2
02/10/2017 22:30	0.0	62.79	59.9	0.0	62.54	59.9	0.0	63.71	60.2	0.0	61.86	66.0
02/10/2017 22:40	0.0	62.57	59.7	0.0	62.34	59.7	0.0	63.51	59.9	0.0	61.64	65.9
02/10/2017 22:50	0.0	62.34	59.4	0.0	62.16	59.4	0.0	63.30	59.7	0.0	61.44	65.9
02/10/2017 23:00	0.0	62.14	59.2	0.0	61.97	59.3	0.0	63.13	59.5	0.0	61.27	65.8
02/10/2017 23:10	0.0	61.92	59.0	0.0	61.76	59.0	0.0	62.94	59.3	0.0	61.05	65.8
02/10/2017 23:20	0.0	61.70	58.7	0.0	61.56	58.8	0.0	62.75	59.0	0.0	60.84	65.7
02/10/2017 23:30	0.0	61.48	58.4	0.0	61.34	58.5	0.0	62.53	58.7	0.0	60.60	65.6
02/10/2017 23:40	0.0	61.24	58.0	0.0	61.08	58.0	0.0	62.30	58.3	0.0	60.35	65.5
02/10/2017 23:50	0.0	60.92	57.5	0.0	60.75	57.5	0.0	61.99	57.8	0.0	60.01	65.5
02/11/2017 00:00	0.0	60.65	57.3	0.0	60.49	57.2	0.0	61.67	57.5	0.0	59.73	65.5
02/11/2017 00:10	0.0	60.44	57.1	0.0	60.23	57.0	0.0	61.41	57.4	0.0	59.52	65.5
02/11/2017 00:20	0.0	60.19	56.7	0.0	59.96	56.6	0.0	61.14	57.0	0.0	59.28	65.5
02/11/2017 00:30	0.0	59.94	56.5	0.0	59.70	56.4	0.0	60.92	56.7	0.0	59.06	65.4
02/11/2017 00:40	0.0	59.71	56.2	0.0	59.49	56.1	0.0	60.72	56.5	0.0	58.83	65.5
02/11/2017 00:50	0.0	59.45	55.9	0.0	59.23	55.8	0.0	60.49	56.1	0.0	58.57	65.4
02/11/2017 01:00	0.0	59.25	55.9	0.0	59.00	55.6	0.0	60.29	56.0	0.0	58.31	65.4
02/11/2017 01:10	0.0	59.12	56.1	0.0	58.85	55.6	0.0	60.13	56.1	0.0	58.19	65.4
02/11/2017 01:20	0.0	59.08	56.5	0.0	58.80	56.0	0.0	60.08	56.5	0.0	58.19	65.3
02/11/2017 01:30	0.0	59.00	56.8	0.0	58.80	56.3	0.0	60.10	56.8	0.0	58.20	65.2
02/11/2017 01:40	0.0	58.97	56.9	0.0	58.73	56.4	0.0	60.10	56.9	0.0	58.20	65.2
02/11/2017 01:50	0.0	58.90	56.9	0.0	58.69	56.5	0.0	60.10	56.9	0.0	58.12	65.2
02/11/2017 02:00	0.0	58.80	56.8	0.0	58.60	56.4	0.0	60.04	56.8	0.0	58.07	65.2
02/11/2017 02:10	0.0	58.79	56.8	0.0	58.60	56.4	0.0	60.00	56.8	0.0	58.00	65.1
02/11/2017 02:20	0.0	58.70	56.6	0.0	58.52	56.3	0.0	60.00	56.7	0.0	57.92	65.0
02/11/2017 02:30	0.0	58.60	56.6	0.0	58.47	56.3	0.0	59.97	56.6	0.0	57.90	65.0
02/11/2017 02:40	0.0	58.59	56.6	0.0	58.40	56.3	0.0	59.90	56.6	0.0	57.81	65.0
02/11/2017 02:50	0.0	58.50	56.5	0.0	58.31	56.2	0.0	59.84	56.5	0.0	57.77	64.9
02/11/2017 03:00	0.0	58.49	56.5	0.0	58.30	56.2	0.0	59.80	56.6	0.0	57.70	64.9
02/11/2017 03:10	0.0	58.40	56.5	0.0	58.28	56.2	0.0	59.80	56.5	0.0	57.66	64.8
02/11/2017 03:20	0.0	58.38	56.5	0.0	58.20	56.2	0.0	59.72	56.4	0.0	57.60	64.8
02/11/2017 03:30	0.0	58.30	56.5	0.0	58.20	56.2	0.0	59.70	56.6	0.0	57.60	64.7
02/11/2017 03:40	0.0	58.30	56.5	0.0	58.20	56.2	0.0	59.63	56.6	0.0	57.60	64.7
02/11/2017 03:50	0.0	58.21	56.4	0.0	58.12	56.1	0.0	59.60	56.4	0.0	57.54	64.7
02/11/2017 04:00	0.0	58.15	56.3	0.0	58.05	56.0	0.0	59.52	56.3	0.0	57.49	64.7
02/11/2017 04:10	0.0	58.07	56.0	0.0	57.95	55.8	0.0	59.47	56.1	0.0	57.36	64.7
02/11/2017 04:20	0.0	57.92	55.6	0.0	57.84	55.5	0.0	59.34	55.8	0.0	57.24	64.7
02/11/2017 04:30	0.0	57.76	55.1	0.0	57.65	55.2	0.0	59.16	55.4	0.0	57.02	64.7
02/11/2017 04:40	0.0	57.55	54.7	0.0	57.48	54.8	0.0	58.90	55.0	0.0	56.83	64.7
02/11/2017 04:50	0.0	57.38	54.5	0.0	57.28	54.5	0.0	58.69	54.8	0.0	56.64	64.6
02/11/2017 05:00	0.0	57.17	54.3	0.0	57.10	54.2	0.0	58.48	54.5	0.0	56.44	64.4
02/11/2017 05:10	0.0	56.93	53.7	0.0	56.84	53.8	0.0	58.18	53.9	0.0	56.15	64.4
02/11/2017 05:20	0.0	56.58	52.8	0.0	56.49	53.1	0.0	57.76	53.2	0.0	55.78	64.3
02/11/2017 05:30	0.0	56.19	52.1	0.0	56.12	52.5	0.0	57.27	52.5	0.0	55.42	64.2
02/11/2017 05:40	0.0	55.89	52.0	0.0	55.84	52.2	0.0	56.94	52.4	0.0	55.16	64.3
02/11/2017 05:50	0.0	55.70	52.1	0.0	55.65	52.2	0.0	56.76	52.4	0.0	54.95	64.2
02/11/2017 06:00	0.0	55.52	52.1	0.0	55.47	52.1	0.0	56.59	52.3	0.0	54.78	64.1
02/11/2017 06:10	0.0	55.34	52.1	0.0	55.29	52.0	0.0	56.46	52.3	0.0	54.59	64.1
02/11/2017 06:20	0.0	55.19	52.1	0.0	55.15	52.1	0.0	56.35	52.2	0.0	54.42	64.2
02/11/2017 06:30	0.0	55.08	52.2	0.0	55.02	52.1	0.0	56.25	52.2	0.0	54.26	64.2
02/11/2017 06:40	0.0	54.98	52.2	0.0	54.95	52.1	0.0	56.20	52.2	0.0	54.17	64.2
02/11/2017 06:50	0.0	54.90	52.2	0.0	54.82	52.0	0.0	56.18	52.2	0.0	54.09	64.2
02/11/2017 07:00	0.0	54.82	52.2	0.0	54.76	52.1	0.0	56.13	52.2	0.0	54.00	64.1
02/11/2017 07:10	0.0	54.80	52.2	0.0	54.69	52.0	0.0	56.19	52.1	0.0	54.00	64.2
02/11/2017 07:20	0.0	54.79	52.2	0.0	54.66	52.0	0.0	56.27	52.2	0.0	53.99	64.3

Date/Time	HW1i F	HW1i T	HW1o	HW2i F	HW2i T	HW2o	HW3i F	HW3i T	HW3o	HW4i F	HW4i T	HW4o
02/11/2017 07:30	0.0	54.91	52.7	0.0	54.82	52.4	0.0	56.63	52.6	0.0	54.13	64.5
02/11/2017 07:40	0.0	55.38	53.8	0.0	55.26	53.2	0.0	57.51	53.5	0.0	54.47	64.7
02/11/2017 07:50	0.0	55.98	55.1	0.0	55.82	54.2	0.0	58.63	54.4	0.0	54.86	64.9
02/11/2017 08:00	0.0	56.55	56.0	0.0	56.42	55.2	0.0	59.77	55.2	0.0	55.22	65.0
02/11/2017 08:10	0.0	57.72	57.2	0.0	57.98	56.1	0.0	60.78	56.2	0.0	56.22	65.4
02/11/2017 08:20	0.0	59.97	60.0	0.0	60.85	58.4	0.0	62.83	58.4	0.0	58.15	66.1
02/11/2017 08:30	0.0	61.60	61.9	0.0	62.27	60.2	0.0	65.25	60.0	0.0	59.16	66.5
02/11/2017 08:40	0.0	61.98	61.8	0.0	62.52	60.6	0.0	66.34	60.3	0.0	59.54	66.5
02/11/2017 08:50	0.0	61.98	61.0	0.0	62.41	60.4	0.0	66.22	59.9	0.0	59.69	66.4
02/11/2017 09:00	0.0	61.93	60.4	0.0	62.30	60.1	0.0	65.75	59.6	0.0	59.81	66.4
02/11/2017 09:10	0.0	62.39	60.5	0.0	62.75	60.0	0.1	64.42	59.6	0.0	60.06	66.4
02/11/2017 09:20	0.0	63.36	61.9	0.0	63.91	60.2	0.0	64.10	59.7	0.0	60.14	66.4
02/11/2017 09:30	0.0	64.54	62.7	0.0	64.77	60.5	0.0	64.52	60.1	0.0	60.93	66.5
02/11/2017 09:40	0.0	66.43	63.0	0.0	66.05	61.4	0.0	65.20	61.0	0.0	62.12	66.9
02/11/2017 09:50	0.0	67.85	63.3	0.0	67.22	62.0	0.0	66.11	61.8	0.0	62.74	67.1
02/11/2017 10:00	0.0	69.09	64.0	0.0	68.39	62.8	0.0	67.09	62.4	0.0	63.82	67.5
02/11/2017 10:10	0.0	70.57	65.4	0.0	70.02	64.2	0.0	68.38	63.7	0.0	65.48	67.9
02/11/2017 10:20	0.0	72.24	67.0	0.0	71.92	65.7	0.0	70.00	65.1	0.0	67.27	68.5
02/11/2017 10:30	0.0	73.95	68.4	0.0	73.92	67.3	0.0	71.87	66.5	0.0	68.81	69.4
02/11/2017 10:40	0.0	75.38	69.6	0.0	75.53	68.5	0.0	73.33	67.7	0.0	70.05	70.3
02/11/2017 10:50	0.0	76.68	70.4	0.0	77.01	69.8	0.0	74.73	68.8	0.0	71.22	71.2
02/11/2017 11:00	0.0	77.65	70.8	0.0	78.38	71.0	0.0	76.16	69.6	0.0	71.55	72.2
02/11/2017 11:10	0.0	77.78	71.0	0.0	78.83	70.9	0.0	76.74	69.4	0.0	71.48	72.0
02/11/2017 11:20	0.0	77.57	70.7	0.0	78.74	70.8	0.0	76.77	69.3	0.0	71.48	71.8
02/11/2017 11:30	0.0	77.36	70.5	0.0	78.39	70.6	0.0	76.59	69.2	0.0	71.42	71.6
02/11/2017 11:40	0.0	77.11	70.5	0.0	78.14	70.5	0.0	76.50	69.4	0.0	71.51	71.5
02/11/2017 11:50	0.0	77.15	71.2	0.0	78.31	71.2	0.0	76.82	70.0	0.0	72.36	71.6
02/11/2017 12:00	0.0	77.77	72.2	0.0	79.09	72.3	0.0	77.62	71.0	0.0	73.69	72.2
02/11/2017 12:10	0.0	78.52	73.1	0.0	80.00	73.3	0.0	78.56	72.0	0.0	74.45	73.0
02/11/2017 12:20	0.0	79.17	73.9	0.0	80.81	74.4	0.0	79.44	72.7	0.0	75.58	73.3
02/11/2017 12:30	0.0	79.84	74.6	0.0	81.81	75.3	0.0	80.49	73.5	0.0	76.67	73.9
02/11/2017 12:40	0.0	80.58	75.4	0.0	82.80	76.2	0.0	81.42	74.2	0.0	77.77	74.3
02/11/2017 12:50	0.0	81.89	77.4	0.0	84.23	77.8	0.0	82.67	76.1	0.0	79.78	75.2
02/11/2017 13:00	0.0	83.10	78.3	0.0	85.73	79.1	0.0	84.09	77.0	0.0	80.61	76.1
02/11/2017 13:10	0.0	83.20	77.5	0.0	86.06	78.8	0.0	84.63	76.5	0.0	80.38	76.1
02/11/2017 13:20	0.0	83.33	77.7	0.0	86.27	79.7	0.0	85.09	76.7	0.0	80.99	76.7
02/11/2017 13:30	0.0	80.03	74.6	0.0	79.47	76.6	0.0	82.34	74.1	0.0	79.95	76.4
02/11/2017 13:40	0.0	78.06	71.5	0.0	77.15	71.1	0.0	81.31	71.4	0.0	79.12	75.7
02/11/2017 13:50	0.0	77.78	69.8	0.0	76.93	70.6	0.0	80.86	69.0	0.0	78.43	75.3
02/11/2017 14:00	0.0	77.33	68.2	0.0	76.50	68.3	0.0	79.31	71.1	0.0	77.85	74.9
02/11/2017 14:10	0.0	77.23	69.8	0.0	76.53	69.2	0.0	79.30	70.4	0.0	77.40	74.8
02/11/2017 14:20	0.4	76.23	71.9	0.6	75.72	71.0	0.7	76.95	71.3	0.0	76.40	74.8
02/11/2017 14:30	6.0	70.55	78.3	6.3	70.54	79.2	6.0	70.46	77.2	0.2	71.76	74.3
02/11/2017 14:40	6.0	72.20	77.4	6.3	72.17	76.8	6.1	72.09	81.9	0.0	71.52	73.8
02/11/2017 14:50	5.9	73.24	75.1	6.1	73.22	74.8	6.0	73.10	76.9	2.8	72.90	82.5
02/11/2017 15:00	6.0	73.98	75.2	6.3	73.98	74.9	6.1	73.84	76.1	0.0	73.36	92.3
02/11/2017 15:10	6.0	74.56	75.5	6.2	74.56	75.3	6.1	74.42	76.1	0.0	73.52	90.2
02/11/2017 15:20	6.0	75.06	75.9	6.2	75.05	75.6	6.1	74.91	76.3	0.0	73.64	88.9
02/11/2017 15:30	6.0	75.47	76.2	6.2	75.46	76.0	6.1	75.32	76.6	0.0	73.69	88.0
02/11/2017 15:40	5.9	75.84	76.5	6.2	75.83	76.3	6.1	75.68	76.8	0.0	73.70	87.5
02/11/2017 15:50	5.9	76.11	76.8	6.2	76.11	76.6	6.1	75.97	77.1	0.0	73.69	86.8
02/11/2017 16:00	5.9	76.37	77.0	6.2	76.36	76.8	6.1	76.23	77.3	0.0	73.56	86.2
02/11/2017 16:10	5.9	76.58	77.2	6.2	76.56	76.9	6.1	76.43	77.5	0.0	73.43	85.6
02/11/2017 16:20	5.9	76.78	77.4	6.2	76.77	77.1	6.1	76.65	77.6	0.0	73.39	85.0
02/11/2017 16:30	5.9	77.03	77.5	6.2	77.03	77.3	6.1	76.89	77.8	0.0	73.53	84.7

Date/Time	HW1i F	HW1i T	HW1o	HW2i F	HW2i T	HW2o	HW3i F	HW3i T	HW3o	HW4i F	HW4i T	HW4o
02/11/2017 16:40	5.9	77.28	77.8	6.2	77.27	77.4	6.1	77.13	78.0	0.0	73.87	84.3
02/11/2017 16:50	5.9	77.45	77.9	6.2	77.44	77.7	6.1	77.28	78.2	0.0	73.97	83.8
02/11/2017 17:00	5.9	77.56	78.1	6.2	77.56	77.8	6.1	77.42	78.3	0.0	73.84	83.3
02/11/2017 17:10	5.9	77.66	78.1	6.2	77.66	78.0	6.1	77.54	78.4	0.0	73.67	82.9
02/11/2017 17:20	5.9	77.78	78.3	6.2	77.76	78.1	6.1	77.63	78.5	0.0	73.49	82.5
02/11/2017 17:30	5.9	77.81	78.3	6.2	77.78	78.0	6.3	77.63	78.5	0.0	73.25	81.9
02/11/2017 17:40	5.9	77.83	78.4	6.2	77.83	78.1	6.3	77.69	78.6	0.0	72.93	81.5
02/11/2017 17:50	5.9	77.83	78.4	6.2	77.83	78.1	6.3	77.72	78.7	0.0	72.61	81.0
02/11/2017 18:00	5.9	77.83	78.4	6.2	77.83	78.1	6.3	77.72	78.7	0.0	72.31	80.6
02/11/2017 18:10	5.9	77.82	78.4	6.2	77.81	78.2	6.3	77.68	78.7	0.0	72.02	80.3
02/11/2017 18:20	5.9	77.71	78.4	6.2	77.70	78.2	6.2	77.58	78.6	0.0	71.79	79.9
02/11/2017 18:30	5.9	77.68	78.3	6.2	77.65	78.1	6.2	77.53	78.6	0.0	71.45	79.5
02/11/2017 18:40	5.9	77.57	78.2	6.2	77.54	78.1	6.2	77.43	78.6	0.0	71.15	79.1
02/11/2017 18:50	5.9	77.52	78.2	6.2	77.50	78.0	6.2	77.38	78.5	0.0	70.70	78.5
02/11/2017 19:00	5.9	77.42	78.1	6.2	77.42	77.9	6.2	77.31	78.4	0.0	70.13	77.8
02/11/2017 19:10	3.7	77.23	78.0	3.1	77.23	77.8	6.8	77.08	78.4	0.0	69.50	77.3
02/11/2017 19:20	0.0	76.58	77.2	0.0	76.59	77.1	6.8	76.82	78.2	0.0	68.83	76.6
02/11/2017 19:30	0.0	75.63	75.5	0.0	75.58	75.8	5.9	76.59	78.0	0.0	68.16	75.9
02/11/2017 19:40	0.0	74.20	74.8	0.0	74.30	74.9	6.0	76.37	77.9	0.0	67.50	75.4
02/11/2017 19:50	0.0	72.96	74.3	0.0	73.04	74.1	6.0	76.06	77.7	0.0	66.86	74.9
02/11/2017 20:00	0.0	71.82	74.0	0.0	71.93	73.7	6.0	75.77	77.5	0.0	66.32	74.6
02/11/2017 20:10	0.0	70.84	73.8	0.0	70.97	73.3	6.0	75.53	77.3	0.0	65.86	74.3
02/11/2017 20:20	0.0	69.95	73.4	0.0	70.05	72.9	6.0	75.36	77.1	0.0	65.35	73.9
02/11/2017 20:30	0.0	69.07	73.1	0.0	69.15	72.8	6.0	75.09	76.9	0.0	64.89	73.6
02/11/2017 20:40	0.0	68.32	73.0	0.0	68.36	72.4	6.0	74.81	76.7	0.0	64.49	73.4
02/11/2017 20:50	0.0	67.67	72.6	0.0	67.67	72.0	6.0	74.60	76.5	0.0	64.07	73.1
02/11/2017 21:00	0.0	66.92	72.4	0.0	66.92	71.6	6.0	74.34	76.3	0.0	63.55	72.8
02/11/2017 21:10	0.0	66.16	72.2	0.0	66.16	71.3	6.0	74.12	76.1	0.0	63.11	72.6
02/11/2017 21:20	0.0	65.50	72.1	0.0	65.50	71.1	6.0	73.83	75.8	0.0	62.75	72.5
02/11/2017 21:30	0.0	64.97	72.0	0.0	64.95	71.0	5.9	73.63	75.6	0.0	62.39	72.3
02/11/2017 21:40	0.0	64.55	71.9	0.0	64.52	70.8	5.9	73.49	75.4	0.0	62.14	72.1
02/11/2017 21:50	0.0	64.15	71.7	0.0	64.12	70.6	5.9	73.31	75.2	0.0	61.93	72.0
02/11/2017 22:00	0.0	63.75	71.4	0.0	63.69	70.3	5.9	73.02	75.1	0.0	61.61	71.8
02/11/2017 22:10	0.0	63.28	71.2	0.0	63.22	70.1	5.9	72.86	74.9	0.0	61.20	71.5
02/11/2017 22:20	0.0	62.80	71.1	0.0	62.73	69.9	6.0	72.69	74.8	0.0	60.89	71.4
02/11/2017 22:30	0.0	62.39	71.0	0.0	62.31	69.6	6.0	72.48	74.6	0.0	60.56	71.1
02/11/2017 22:40	0.0	61.96	70.8	0.0	61.90	69.4	6.0	72.26	74.4	0.0	60.26	71.0
02/11/2017 22:50	0.0	61.59	70.8	0.0	61.53	69.3	6.0	71.98	74.2	0.0	60.01	70.9
02/11/2017 23:00	0.0	61.25	70.3	0.0	61.20	69.0	6.0	71.76	74.0	0.0	59.67	70.5
02/11/2017 23:10	0.0	60.87	70.2	0.0	60.83	68.7	6.0	71.58	73.7	0.0	59.34	70.2
02/11/2017 23:20	0.0	60.52	70.1	0.0	60.48	68.5	6.0	71.45	73.5	0.0	58.95	69.9
02/11/2017 23:30	0.0	60.15	70.0	0.0	60.10	68.3	6.0	71.26	73.4	0.0	58.63	69.8
02/11/2017 23:40	0.0	59.81	70.0	0.0	59.78	68.1	6.0	71.06	73.3	0.0	58.48	69.8
02/11/2017 23:50	0.0	59.55	70.0	0.0	59.52	68.1	6.0	70.77	73.1	0.0	58.30	69.7
02/12/2017 00:00	0.0	59.31	69.9	0.0	59.26	68.0	6.0	70.53	72.9	0.0	58.09	69.5
02/12/2017 00:10	0.0	59.04	69.7	0.0	58.98	67.8	6.0	70.40	72.6	0.0	57.80	69.3
02/12/2017 00:20	0.0	58.79	69.7	0.0	58.73	67.6	6.0	70.31	72.5	0.0	57.58	69.2
02/12/2017 00:30	0.0	58.58	69.4	0.0	58.53	67.4	6.0	70.13	72.3	0.0	57.38	69.0
02/12/2017 00:40	0.0	58.33	69.3	0.0	58.27	67.2	6.0	69.97	72.2	0.0	57.14	68.7
02/12/2017 00:50	0.0	58.08	69.1	0.0	58.05	66.9	6.0	69.76	72.1	0.0	56.90	68.3
02/12/2017 01:00	0.0	57.86	68.8	0.0	57.86	66.6	6.0	69.58	71.9	0.0	56.67	67.9
02/12/2017 01:10	0.0	57.65	68.8	0.0	57.64	66.6	6.0	69.37	71.8	0.0	56.46	67.7
02/12/2017 01:20	0.0	57.40	68.7	0.0	57.39	66.5	6.0	69.17	71.6	0.0	56.19	67.5
02/12/2017 01:30	0.0	57.12	68.7	0.0	57.14	66.4	6.0	68.96	71.4	0.0	55.93	67.5
02/12/2017 01:40	0.0	56.87	68.6	0.0	56.88	66.3	6.0	68.75	71.2	0.0	55.70	67.3

Date/Time	HW1i F	HW1i T	HW1o	HW2i F	HW2i T	HW2o	HW3i F	HW3i T	HW3o	HW4i F	HW4i T	HW4o
02/12/2017 01:50	0.0	56.59	68.4	0.0	56.60	66.1	6.0	68.60	71.0	0.0	55.43	67.2
02/12/2017 02:00	0.0	56.30	68.3	0.0	56.30	65.8	6.0	68.40	70.9	0.0	55.13	67.1
02/12/2017 02:10	0.0	56.06	68.2	0.0	56.08	65.6	6.0	68.24	70.7	0.0	54.89	66.9
02/12/2017 02:20	0.0	55.89	67.9	0.0	55.92	65.3	6.0	68.07	70.5	0.0	54.65	66.7
02/12/2017 02:30	0.0	55.75	67.6	0.0	55.80	65.1	6.0	67.88	70.4	0.0	54.45	66.3
02/12/2017 02:40	0.0	55.58	67.5	0.0	55.65	64.9	6.0	67.68	70.2	0.0	54.25	66.1
02/12/2017 02:50	0.0	55.44	67.4	0.0	55.52	64.8	6.0	67.51	70.1	0.0	54.09	65.9
02/12/2017 03:00	0.0	55.25	67.2	0.0	55.34	64.6	6.0	67.30	69.9	0.0	53.86	65.6
02/12/2017 03:10	0.0	55.08	67.3	0.0	55.20	64.5	6.0	67.16	69.7	0.0	53.67	65.4
02/12/2017 03:20	0.0	54.95	67.2	0.0	55.05	64.4	6.0	67.00	69.6	0.0	53.60	65.2
02/12/2017 03:30	0.0	54.82	67.0	0.0	54.96	64.4	6.0	66.85	69.5	0.0	53.58	65.2
02/12/2017 03:40	0.0	54.72	66.9	0.0	54.84	64.2	6.0	66.67	69.4	0.0	53.45	65.1
02/12/2017 03:50	0.0	54.55	66.6	0.0	54.70	64.0	6.0	66.52	69.2	0.0	53.28	64.8
02/12/2017 04:00	0.0	54.40	66.4	0.0	54.56	63.8	6.0	66.29	69.0	0.0	53.11	64.5
02/12/2017 04:10	0.0	54.21	66.3	0.0	54.40	63.6	6.0	66.07	68.8	0.0	52.89	64.3
02/12/2017 04:20	0.0	54.03	66.2	0.0	54.21	63.4	6.0	65.88	68.6	0.0	52.66	64.1
02/12/2017 04:30	0.0	53.84	66.3	0.0	54.05	63.3	6.0	65.73	68.5	0.0	52.53	64.0
02/12/2017 04:40	0.0	53.70	66.3	0.0	53.90	63.2	6.0	65.60	68.3	0.0	52.39	64.0
02/12/2017 04:50	0.0	53.53	66.1	0.0	53.75	63.2	6.0	65.43	68.2	0.0	52.29	63.9
02/12/2017 05:00	0.0	53.40	65.9	0.0	53.62	62.9	6.0	65.21	68.0	0.0	52.13	63.6
02/12/2017 05:10	0.0	53.18	65.5	0.0	53.42	62.6	6.0	64.94	67.9	0.0	51.81	63.2
02/12/2017 05:20	0.0	52.88	65.3	0.0	53.13	62.1	6.0	64.66	67.6	0.0	51.32	62.7
02/12/2017 05:30	0.0	52.54	65.2	0.0	52.80	61.9	6.0	64.42	67.3	0.0	50.80	62.5
02/12/2017 05:40	0.0	52.19	65.0	0.0	52.45	61.6	6.0	64.15	67.2	0.0	50.38	62.2
02/12/2017 05:50	0.0	51.79	64.8	0.0	52.07	61.5	6.0	63.91	66.9	0.0	49.93	61.9
02/12/2017 06:00	0.0	51.41	64.8	0.0	51.69	61.4	6.0	63.64	66.7	0.0	49.53	61.7
02/12/2017 06:10	0.0	50.98	64.8	0.0	51.26	61.3	6.0	63.37	66.5	0.0	49.12	61.5
02/12/2017 06:20	0.0	50.48	64.7	0.0	50.76	61.2	6.0	63.10	66.2	0.0	48.66	61.4
02/12/2017 06:30	0.0	49.98	64.5	0.0	50.26	60.9	6.0	62.82	66.0	0.0	48.19	61.3
02/12/2017 06:40	0.0	49.45	64.1	0.0	49.76	60.6	6.0	62.46	65.7	0.0	47.64	61.0
02/12/2017 06:50	0.0	48.89	63.8	0.0	49.22	60.3	6.0	62.14	65.4	0.0	47.05	60.5
02/12/2017 07:00	0.0	48.37	63.7	0.0	48.68	60.1	6.0	61.84	65.2	0.0	46.54	60.3
02/12/2017 07:10	0.0	47.93	63.8	0.0	48.23	59.9	6.0	61.60	64.9	0.0	46.12	60.2
02/12/2017 07:20	0.0	47.53	63.7	0.0	47.82	59.9	6.0	61.34	64.7	0.0	45.73	60.2
02/12/2017 07:30	0.0	47.22	63.8	0.0	47.49	59.9	6.0	61.13	64.5	0.0	45.43	60.2
02/12/2017 07:40	0.0	47.20	64.0	0.0	47.46	60.1	6.0	60.93	64.3	0.0	45.31	60.4
02/12/2017 07:50	0.0	47.81	64.4	0.0	47.99	60.5	6.0	60.81	64.1	0.0	45.48	60.7
02/12/2017 08:00	0.0	48.50	64.3	0.0	48.65	60.6	6.0	60.71	64.0	0.0	46.06	60.8
02/12/2017 08:10	0.0	48.88	64.3	0.0	49.19	60.6	6.0	60.59	63.8	0.0	46.52	60.9
02/12/2017 08:20	0.0	48.91	64.4	0.0	49.25	60.7	6.0	60.52	63.7	0.0	46.51	61.0
02/12/2017 08:30	0.0	49.32	64.6	0.0	49.63	61.0	6.0	60.52	63.6	0.0	46.81	61.3
02/12/2017 08:40	0.0	49.98	64.6	0.0	50.35	61.0	5.9	60.52	63.6	0.0	47.35	61.4
02/12/2017 08:50	0.0	49.87	64.5	0.0	50.27	60.9	5.9	60.51	63.6	0.0	47.40	61.3
02/12/2017 09:00	0.0	49.86	64.5	0.0	50.26	60.9	6.0	60.43	63.5	0.0	47.44	61.3
02/12/2017 09:10	0.0	50.13	64.5	0.0	50.48	60.9	6.0	60.43	63.4	0.0	47.76	61.3
02/12/2017 09:20	0.0	50.24	64.4	0.0	50.60	60.8	6.0	60.43	63.4	0.0	47.92	61.3
02/12/2017 09:30	0.0	50.36	64.5	0.0	50.66	60.9	6.0	60.45	63.4	0.0	48.08	61.4
02/12/2017 09:40	0.0	50.50	64.6	0.0	50.82	61.0	6.0	60.50	63.4	0.0	48.33	61.4
02/12/2017 09:50	0.0	51.07	64.7	0.0	51.42	61.1	5.9	60.53	63.4	0.0	49.02	61.5
02/12/2017 10:00	0.0	51.86	65.1	0.0	52.99	61.4	6.0	60.66	63.4	0.0	50.48	61.8
02/12/2017 10:10	0.0	53.10	65.5	0.0	54.59	61.9	6.0	60.79	63.5	0.0	51.83	62.2
02/12/2017 10:20	0.0	54.34	65.6	0.0	55.84	62.2	6.0	60.97	63.5	0.0	52.78	62.5
02/12/2017 10:30	0.0	55.42	65.8	0.0	56.98	62.5	5.9	61.18	63.7	0.0	53.65	62.6
02/12/2017 10:40	0.0	56.81	66.0	0.0	58.65	62.7	5.9	61.43	63.8	0.0	55.03	62.7
02/12/2017 10:50	0.0	58.64	66.4	0.0	60.46	63.1	5.9	61.74	64.0	0.0	56.40	63.1

Date/Time	HW1i F	HW1i T	HW1o	HW2i F	HW2i T	HW2o	HW3i F	HW3i T	HW3o	HW4i F	HW4i T	HW4o
02/12/2017 11:00	0.0	59.53	66.3	0.0	61.06	63.3	5.9	61.87	64.2	0.0	56.77	63.1
02/12/2017 11:10	0.0	59.70	66.5	0.0	61.26	63.5	6.0	62.05	64.4	0.0	56.97	63.1
02/12/2017 11:20	0.0	59.97	66.5	0.0	61.95	63.7	5.9	62.27	64.5	0.0	57.68	63.1
02/12/2017 11:30	0.0	60.26	66.5	0.0	62.10	63.6	5.9	62.40	64.7	0.0	57.82	63.1
02/12/2017 11:40	0.0	60.65	66.8	0.0	62.51	63.8	5.9	62.64	64.9	0.0	58.34	63.2
02/12/2017 11:50	0.0	61.56	67.0	0.0	63.54	64.2	5.9	62.89	65.0	0.0	59.31	63.3
02/12/2017 12:00	0.0	62.25	67.1	0.0	64.14	64.5	5.9	63.10	65.1	0.0	59.77	63.3
02/12/2017 12:10	0.0	62.76	67.2	0.0	64.63	64.6	5.9	63.32	65.3	0.0	60.30	63.4
02/12/2017 12:20	0.0	62.89	67.3	0.0	64.98	64.7	5.9	63.52	65.5	0.0	60.79	63.4
02/12/2017 12:30	0.0	63.11	67.5	0.0	65.47	65.1	5.9	63.70	65.7	0.0	61.20	63.5
02/12/2017 12:40	0.0	63.29	67.7	0.0	65.68	65.2	5.9	63.94	65.9	0.0	61.40	63.4
02/12/2017 12:50	0.0	63.38	67.7	0.0	65.66	65.3	5.9	64.14	66.1	0.0	61.47	63.4
02/12/2017 13:00	0.0	63.39	68.0	0.0	65.48	65.3	5.9	64.25	66.2	0.0	61.45	63.5
02/12/2017 13:10	0.0	63.16	67.8	0.0	65.16	65.2	5.9	64.33	66.4	0.0	61.12	63.5
02/12/2017 13:20	0.0	62.67	67.7	0.0	64.48	65.0	5.9	64.34	66.5	0.0	60.44	63.4
02/12/2017 13:30	0.0	62.23	67.8	0.0	63.85	65.0	5.9	64.41	66.5	0.0	59.97	63.4
02/12/2017 13:40	0.0	61.81	67.8	0.0	63.22	64.8	5.9	64.49	66.6	0.0	59.62	63.2
02/12/2017 13:50	0.0	61.61	68.0	0.0	62.84	64.8	5.9	64.56	66.6	0.0	59.93	63.3
02/12/2017 14:00	0.0	61.42	67.9	0.0	62.58	64.8	5.9	64.69	66.7	0.0	60.33	63.5
02/12/2017 14:10	0.0	61.19	67.8	0.0	62.26	64.8	5.9	64.70	66.7	0.0	60.07	63.5
02/12/2017 14:20	0.0	60.91	68.0	0.0	61.95	64.8	5.9	64.72	66.8	0.0	59.83	63.6
02/12/2017 14:30	0.0	60.58	67.8	0.0	61.64	64.7	5.9	64.77	66.8	0.0	59.55	63.6
02/12/2017 14:40	0.0	60.40	67.8	0.0	61.55	64.5	5.9	64.81	66.9	0.0	59.54	63.6
02/12/2017 14:50	0.0	60.30	68.0	0.0	61.68	64.8	5.9	64.88	66.9	0.0	59.83	63.8
02/12/2017 15:00	0.0	60.57	68.3	0.0	62.39	65.1	5.9	64.92	67.0	0.0	60.36	63.9
02/12/2017 15:10	0.0	60.82	68.3	0.0	62.73	65.2	5.9	64.98	67.1	0.0	60.44	64.0
02/12/2017 15:20	0.0	60.86	68.4	0.0	62.60	65.3	5.9	64.98	67.1	0.0	60.41	64.0
02/12/2017 15:30	0.0	60.65	68.3	0.0	62.06	65.4	5.9	64.97	67.1	0.0	60.29	64.1
02/12/2017 15:40	0.0	60.49	68.2	0.0	61.70	65.4	5.9	64.97	67.1	0.0	60.10	64.0
02/12/2017 15:50	0.0	60.19	68.1	0.0	61.41	65.0	5.9	64.92	67.1	0.0	59.51	63.8
02/12/2017 16:00	0.0	59.76	67.9	0.0	60.88	64.6	5.9	64.92	67.1	0.0	58.89	63.7
02/12/2017 16:10	0.0	59.47	68.1	0.0	60.48	64.7	5.9	64.87	67.0	0.0	58.60	63.6
02/12/2017 16:20	0.0	59.39	68.2	0.0	60.29	64.8	5.9	64.78	67.0	0.0	58.45	63.6
02/12/2017 16:30	0.0	58.84	67.8	0.0	59.74	64.4	6.0	64.58	66.9	0.0	57.68	63.4
02/12/2017 16:40	0.0	58.13	67.6	0.0	58.98	63.9	5.9	64.44	66.9	0.0	56.74	63.2
02/12/2017 16:50	0.0	57.52	67.8	0.0	58.33	63.9	5.9	64.29	66.8	0.0	56.11	63.1
02/12/2017 17:00	0.0	56.94	67.7	0.0	57.72	63.6	5.9	64.14	66.7	0.0	55.47	63.0
02/12/2017 17:10	0.0	56.31	67.6	0.0	57.09	63.3	5.9	63.97	66.6	0.0	54.80	62.8
02/12/2017 17:20	0.0	55.71	67.5	0.0	56.44	63.0	5.8	63.77	66.4	0.0	54.07	62.7
02/12/2017 17:30	0.0	55.07	67.4	0.0	55.76	62.6	5.8	63.55	66.3	0.0	53.31	62.5
02/12/2017 17:40	0.0	54.42	67.2	0.0	55.07	62.4	5.8	63.33	66.1	0.0	52.58	62.4
02/12/2017 17:50	0.0	53.81	67.0	0.0	54.39	62.2	5.9	63.13	66.0	0.0	51.89	62.3
02/12/2017 18:00	0.0	53.22	66.9	0.0	53.73	62.0	5.8	62.91	65.7	0.0	51.27	62.1
02/12/2017 18:10	0.0	52.63	66.7	0.0	53.11	61.7	5.9	62.67	65.5	0.0	50.66	61.9
02/12/2017 18:20	0.0	52.08	66.5	0.0	52.51	61.6	5.9	62.46	65.3	0.0	50.12	61.7
02/12/2017 18:30	0.0	51.55	66.4	0.0	51.95	61.4	5.9	62.24	65.1	0.0	49.62	61.5
02/12/2017 18:40	0.0	51.03	66.4	0.0	51.41	61.4	5.9	62.01	65.0	0.0	49.19	61.5
02/12/2017 18:50	0.0	50.56	66.2	0.0	50.90	61.3	5.8	61.79	64.8	0.0	48.78	61.4
02/12/2017 19:00	0.0	50.07	66.1	0.0	50.38	61.2	5.9	61.56	64.6	0.0	48.36	61.4
02/12/2017 19:10	0.0	49.60	66.1	0.0	49.85	61.2	5.9	61.36	64.5	0.0	47.94	61.3
02/12/2017 19:20	0.0	49.12	66.1	0.0	49.34	61.2	5.9	61.17	64.2	0.0	47.54	61.5
02/12/2017 19:30	0.0	48.63	66.1	0.0	48.82	61.2	5.9	60.93	64.1	0.0	47.12	61.6
02/12/2017 19:40	0.0	48.21	66.2	0.0	48.36	61.1	5.9	60.77	63.8	0.0	46.76	61.6
02/12/2017 19:50	0.0	47.76	66.3	0.0	47.89	61.1	5.9	60.57	63.7	0.0	46.42	61.7
02/12/2017 20:00	0.0	47.33	66.3	0.0	47.44	61.1	5.9	60.41	63.5	0.0	46.09	61.8

Date/Time	HW1i F	HW1i T	HW1o	HW2i F	HW2i T	HW2o	HW3i F	HW3i T	HW3o	HW4i F	HW4i T	HW4o
02/12/2017 20:10	0.0	46.94	66.1	0.0	47.04	61.0	5.9	60.23	63.3	0.0	45.76	61.6
02/12/2017 20:20	0.0	46.59	65.9	0.0	46.70	60.8	5.9	60.05	63.2	0.0	45.47	61.6
02/12/2017 20:30	0.0	46.28	65.9	0.0	46.37	60.8	5.9	59.83	63.0	0.0	45.19	61.7
02/12/2017 20:40	0.0	45.95	65.8	0.0	46.02	60.7	5.9	59.67	62.9	0.0	44.91	61.6
02/12/2017 20:50	0.0	45.62	65.8	0.0	45.69	60.7	5.9	59.48	62.8	0.0	44.65	61.7
02/12/2017 21:00	0.0	45.28	65.8	0.0	45.35	60.7	5.9	59.32	62.6	0.0	44.36	61.7
02/12/2017 21:10	0.0	44.96	65.6	0.0	45.01	60.6	5.9	59.06	62.5	0.0	44.05	61.7
02/12/2017 21:20	0.0	44.68	65.7	0.0	44.72	60.5	5.9	58.84	62.3	0.0	43.81	61.7
02/12/2017 21:30	0.0	44.44	65.6	0.0	44.46	60.3	5.9	58.65	62.1	0.0	43.59	61.8
02/12/2017 21:40	0.0	44.14	65.7	0.0	44.15	60.3	5.9	58.44	61.8	0.0	43.29	61.9
02/12/2017 21:50	0.0	43.76	65.7	0.0	43.80	60.2	5.9	58.20	61.6	0.0	42.96	61.9
02/12/2017 22:00	0.0	43.47	65.6	0.0	43.47	60.2	5.9	58.01	61.5	0.0	42.70	61.9
02/12/2017 22:10	0.0	43.23	65.4	0.0	43.21	60.1	5.9	57.80	61.3	0.0	42.53	61.7
02/12/2017 22:20	0.0	42.99	65.4	0.0	42.93	60.0	5.9	57.65	61.1	0.0	42.33	61.8
02/12/2017 22:30	0.0	42.73	65.4	0.0	42.67	60.0	5.9	57.44	61.0	0.0	42.16	61.8
02/12/2017 22:40	0.0	42.50	65.5	0.0	42.47	60.0	5.9	57.28	60.8	0.0	41.98	61.8
02/12/2017 22:50	0.0	42.22	65.5	0.0	42.21	59.9	5.9	57.03	60.6	0.0	41.75	61.9
02/12/2017 23:00	0.0	41.92	65.4	0.0	41.93	59.9	5.9	56.81	60.4	0.0	41.48	61.9
02/12/2017 23:10	0.0	41.63	65.6	0.0	41.63	59.9	5.9	56.64	60.2	0.0	41.19	62.0
02/12/2017 23:20	0.0	41.32	65.4	0.0	41.32	60.0	5.9	56.36	60.0	0.0	40.86	62.1
02/12/2017 23:30	0.0	41.06	65.3	0.0	41.03	60.0	5.9	56.23	59.8	0.0	40.57	62.0
02/12/2017 23:40	0.0	40.77	65.3	0.0	40.75	59.9	5.9	56.00	59.7	0.0	40.27	62.2
02/12/2017 23:50	0.0	40.41	65.0	0.0	40.41	59.8	5.9	55.77	59.5	0.0	39.88	62.3
02/13/2017 00:00	0.0	40.05	64.9	0.0	40.05	59.7	5.9	55.59	59.3	0.0	39.49	62.2
02/13/2017 00:10	0.0	39.71	65.0	0.0	39.69	59.7	5.9	55.38	59.1	0.0	39.14	62.3
02/13/2017 00:20	0.0	39.41	65.0	0.0	39.37	59.7	6.0	55.19	58.9	0.0	38.88	62.5
02/13/2017 00:30	0.0	39.11	65.2	0.0	39.09	59.8	6.0	54.93	58.7	0.0	38.65	62.7
02/13/2017 00:40	0.0	38.81	65.2	0.0	38.80	59.8	5.9	54.79	58.5	0.0	38.36	62.7
02/13/2017 00:50	0.0	38.49	65.0	0.0	38.44	59.7	6.0	54.58	58.4	0.0	37.97	62.7
02/13/2017 01:00	0.0	38.16	64.9	0.0	38.09	59.6	6.0	54.33	58.2	0.0	37.65	62.7
02/13/2017 01:10	0.0	37.90	64.8	0.0	37.80	59.6	6.0	54.16	58.0	0.0	37.32	62.8
02/13/2017 01:20	0.0	37.60	64.7	0.0	37.49	59.5	6.0	53.94	57.8	0.0	36.96	62.7
02/13/2017 01:30	0.0	37.25	64.8	0.0	37.16	59.5	6.0	53.72	57.7	0.0	36.62	62.7
02/13/2017 01:40	0.0	36.93	64.7	0.0	36.86	59.5	6.0	53.51	57.5	0.0	36.33	62.7
02/13/2017 01:50	0.0	36.64	64.5	0.0	36.55	59.3	6.0	53.28	57.3	0.0	35.98	62.5
02/13/2017 02:00	0.0	36.30	64.4	0.0	36.25	59.1	6.0	53.11	57.1	0.0	35.64	62.4
02/13/2017 02:10	0.0	35.98	64.3	0.0	36.00	59.0	6.0	52.86	56.9	0.0	35.36	62.4
02/13/2017 02:20	0.0	35.70	64.2	0.0	35.73	58.9	6.0	52.66	56.7	0.0	35.12	62.3
02/13/2017 02:30	0.0	35.42	64.1	0.0	35.48	58.8	6.0	52.51	56.5	0.0	34.89	62.2
02/13/2017 02:40	0.0	35.23	64.1	0.0	35.27	58.6	6.0	52.34	56.3	0.0	34.70	62.1
02/13/2017 02:50	0.0	35.04	64.1	0.0	35.08	58.6	6.0	52.16	56.1	0.0	34.55	61.9
02/13/2017 03:00	0.0	34.84	64.0	0.0	34.88	58.6	6.0	51.95	56.0	0.0	34.32	61.8
02/13/2017 03:10	0.0	34.67	63.9	0.0	34.67	58.3	6.0	51.72	55.8	0.0	34.08	61.8
02/13/2017 03:20	0.0	34.53	63.7	0.0	34.49	58.2	6.0	51.48	55.6	0.0	33.88	61.8
02/13/2017 03:30	0.0	34.36	63.5	0.0	34.32	58.0	6.0	51.25	55.4	0.0	33.62	61.6
02/13/2017 03:40	0.0	34.12	63.4	0.0	34.10	57.8	6.0	51.04	55.1	0.0	33.27	61.4
02/13/2017 03:50	0.0	33.87	63.4	0.0	33.84	57.6	6.0	50.84	55.0	0.0	32.91	61.2
02/13/2017 04:00	0.0	33.62	63.4	0.0	33.59	57.7	6.0	50.67	54.8	0.0	32.64	61.2
02/13/2017 04:10	0.0	33.42	63.2	0.0	33.39	57.5	6.0	50.49	54.6	0.0	32.42	61.0
02/13/2017 04:20	0.0	33.21	63.0	0.0	33.20	57.3	6.0	50.32	54.5	0.0	32.19	61.0
02/13/2017 04:30	0.0	33.04	63.0	0.0	33.02	57.2	6.0	50.15	54.4	0.0	32.05	61.0
02/13/2017 04:40	0.0	32.85	62.9	0.0	32.84	57.2	6.0	49.96	54.2	0.0	31.91	61.1
02/13/2017 04:50	0.0	32.73	62.8	0.0	32.69	57.1	6.0	49.85	54.0	0.0	31.81	61.1
02/13/2017 05:00	0.0	32.54	63.0	0.0	32.53	57.2	6.0	49.70	53.9	0.0	31.66	61.2
02/13/2017 05:10	0.0	32.40	63.2	0.0	32.34	57.4	6.0	49.60	53.8	0.0	31.55	61.3

Date/Time	HW1i F	HW1i T	HW1o	HW2i F	HW2i T	HW2o	HW3i F	HW3i T	HW3o	HW4i F	HW4i T	HW4o
02/13/2017 05:20	0.0	32.24	63.3	0.0	32.16	57.5	6.0	49.45	53.6	0.0	31.37	61.3
02/13/2017 05:30	0.0	32.00	63.4	0.0	31.99	57.5	6.0	49.25	53.5	0.0	31.18	61.3
02/13/2017 05:40	0.0	31.75	63.5	0.0	31.76	57.6	6.0	49.20	53.3	0.0	30.98	61.5
02/13/2017 05:50	0.0	31.55	63.2	0.0	31.57	57.5	6.0	49.01	53.3	0.0	30.76	61.5
02/13/2017 06:00	0.0	31.37	62.9	0.0	31.41	57.2	6.0	48.80	53.1	0.0	30.61	61.3
02/13/2017 06:10	0.0	31.23	62.5	0.0	31.27	56.8	6.0	48.64	52.9	0.0	30.38	61.1
02/13/2017 06:20	0.0	31.06	62.4	0.0	31.14	56.6	6.0	48.50	52.8	0.0	30.27	61.0
02/13/2017 06:30	0.0	30.96	62.2	0.0	31.00	56.5	6.0	48.31	52.6	0.0	30.13	60.9
02/13/2017 06:40	0.0	30.82	61.9	0.0	30.89	56.1	6.0	48.15	52.5	0.0	30.00	60.7
02/13/2017 06:50	0.0	30.70	61.9	0.0	30.80	56.0	6.0	47.99	52.3	0.0	29.89	60.6
02/13/2017 07:00	0.0	30.62	61.7	0.0	30.71	55.8	6.1	47.89	52.2	0.0	29.80	60.5
02/13/2017 07:10	0.0	30.52	61.8	0.0	30.64	55.7	6.1	47.78	52.1	0.0	29.80	60.3
02/13/2017 07:20	0.0	30.69	62.0	0.0	30.75	55.9	6.1	47.67	51.9	0.0	29.83	60.4
02/13/2017 07:30	0.0	31.31	62.4	0.0	31.22	56.3	6.1	47.63	51.8	0.0	30.14	60.8
02/13/2017 07:40	0.0	32.43	63.0	0.0	32.10	56.9	6.1	47.63	51.7	0.0	30.72	61.4
02/13/2017 07:50	0.0	34.07	63.4	0.0	33.67	57.6	6.1	47.65	51.7	0.0	31.74	61.9
02/13/2017 08:00	0.0	36.07	63.6	0.0	36.13	58.0	6.1	47.71	51.7	0.0	33.70	62.3
02/13/2017 08:10	0.0	37.90	63.5	0.0	38.36	58.2	6.1	47.82	51.7	0.0	35.41	62.7
02/13/2017 08:20	0.0	39.33	63.4	0.0	40.20	58.2	6.1	47.90	51.7	0.0	36.87	62.8
02/13/2017 08:30	0.0	40.70	63.8	0.0	41.99	58.2	6.1	47.99	51.9	0.0	38.24	63.0
02/13/2017 08:40	0.0	42.52	64.2	0.0	44.13	58.9	6.0	48.23	51.9	0.0	39.51	63.5
02/13/2017 08:50	0.0	44.47	64.5	0.0	46.11	59.3	6.0	48.45	52.1	0.0	40.89	63.9
02/13/2017 09:00	0.0	46.34	64.7	0.0	47.98	59.7	6.0	48.69	52.2	0.0	42.99	64.1
02/13/2017 09:10	0.0	48.07	65.0	0.0	49.54	60.2	6.0	48.98	52.3	0.0	45.16	64.4
02/13/2017 09:20	0.0	49.92	65.4	0.0	51.22	60.6	6.0	49.27	52.6	0.0	47.00	64.9
02/13/2017 09:30	0.0	51.06	65.6	0.0	51.66	60.7	6.0	49.55	52.8	0.0	47.31	65.3
02/13/2017 09:40	0.0	51.97	65.9	0.0	52.73	61.3	6.0	49.86	53.1	0.0	49.01	65.8
02/13/2017 09:50	0.0	53.29	66.3	0.0	54.42	61.7	6.0	50.21	53.3	0.0	50.71	66.2
02/13/2017 10:00	0.0	54.37	66.1	0.0	55.27	62.1	6.0	50.70	53.6	0.0	51.54	66.5
02/13/2017 10:10	0.0	54.87	65.9	0.0	55.81	62.1	6.0	51.06	53.8	0.0	52.18	66.4
02/13/2017 10:20	0.0	55.33	66.3	0.0	56.39	62.2	6.0	51.38	54.2	0.0	52.69	66.4
02/13/2017 10:30	0.0	55.53	66.5	0.0	56.30	62.2	6.0	51.67	54.4	0.0	52.81	66.5
02/13/2017 10:40	0.0	55.54	66.4	0.0	56.28	62.3	6.0	52.02	54.7	0.0	52.97	66.4
02/13/2017 10:50	0.0	56.03	67.1	0.0	57.39	62.6	6.0	52.42	55.0	0.0	53.57	66.6
02/13/2017 11:00	0.0	56.83	67.2	0.0	58.51	62.8	6.0	52.78	55.3	0.0	54.31	66.8
02/13/2017 11:10	0.0	57.11	66.9	0.0	58.21	62.8	6.0	53.11	55.7	0.0	54.41	66.7
02/13/2017 11:20	0.0	56.81	67.0	0.0	57.78	62.8	6.0	53.35	55.9	0.0	54.54	66.5
02/13/2017 11:30	0.0	56.82	67.3	0.0	57.78	63.1	6.0	53.72	56.2	0.0	54.78	66.8
02/13/2017 11:40	0.0	57.08	67.7	0.0	58.36	63.4	6.0	53.98	56.5	0.0	55.28	67.0
02/13/2017 11:50	0.0	57.39	68.0	0.0	58.88	63.6	6.0	54.42	56.8	0.0	55.64	67.1
02/13/2017 12:00	0.0	58.16	68.6	0.0	59.76	64.1	6.0	54.62	57.0	0.0	56.55	67.6
02/13/2017 12:10	0.0	58.55	68.8	0.0	59.77	64.2	6.0	54.87	57.3	0.0	56.57	67.6
02/13/2017 12:20	0.0	58.79	68.9	0.0	59.85	64.4	6.0	55.20	57.5	0.0	56.86	67.8
02/13/2017 12:30	0.0	58.80	68.9	0.0	59.75	64.5	6.0	55.41	57.7	0.0	56.90	67.7
02/13/2017 12:40	0.0	58.88	68.8	0.0	59.88	64.5	6.0	55.62	58.0	0.0	56.85	67.5
02/13/2017 12:50	0.0	58.96	68.9	0.0	59.88	64.5	6.0	55.97	58.2	0.0	56.65	67.4
02/13/2017 13:00	0.0	58.88	69.1	0.0	59.77	64.5	6.0	56.22	58.4	0.0	56.63	67.7
02/13/2017 13:10	0.0	58.84	69.0	0.0	59.67	64.4	6.0	56.41	58.7	0.0	56.55	67.7
02/13/2017 13:20	0.0	58.51	68.8	0.0	59.30	64.3	6.0	56.57	58.9	0.0	56.06	67.3
02/13/2017 13:30	0.0	58.21	68.9	0.0	59.02	64.3	5.9	56.85	59.1	0.0	55.92	67.3
02/13/2017 13:40	0.0	58.31	69.2	0.0	59.17	64.8	5.9	57.10	59.3	0.0	56.90	67.5
02/13/2017 13:50	0.0	58.59	69.4	0.0	59.55	64.9	5.9	57.28	59.5	0.0	57.52	67.5
02/13/2017 14:00	0.0	58.75	69.4	0.0	59.65	65.0	5.9	57.47	59.7	0.0	57.63	67.5
02/13/2017 14:10	0.0	58.30	69.3	0.0	59.15	64.6	5.9	57.53	59.8	0.0	56.77	67.6
02/13/2017 14:20	0.0	57.72	69.3	0.0	58.53	64.4	5.9	57.62	59.9	0.0	55.92	67.7

Date/Time	HW1i F	HW1i T	HW1o	HW2i F	HW2i T	HW2o	HW3i F	HW3i T	HW3o	HW4i F	HW4i T	HW4o
02/13/2017 14:30	0.0	57.00	69.0	0.0	57.76	64.2	5.9	57.62	60.0	0.0	54.97	67.4
02/13/2017 14:40	0.0	56.34	69.2	0.0	57.05	64.0	5.9	57.63	60.1	0.0	54.17	67.3
02/13/2017 14:50	0.0	55.75	69.1	0.0	56.40	63.9	5.9	57.66	60.1	0.0	53.43	67.1
02/13/2017 15:00	0.0	55.13	68.9	0.0	55.75	63.6	5.9	57.67	60.1	0.0	52.67	66.9
02/13/2017 15:10	0.0	54.52	68.8	0.0	55.10	63.5	6.0	57.63	60.2	0.0	51.95	66.6
02/13/2017 15:20	0.0	53.96	68.6	0.0	54.48	63.3	6.0	57.69	60.2	0.0	51.30	66.4
02/13/2017 15:30	0.0	53.37	68.3	0.0	53.85	63.0	5.9	57.67	60.2	0.0	50.68	66.3
02/13/2017 15:40	0.0	52.84	68.2	0.0	53.27	62.8	5.9	57.67	60.3	0.0	50.15	65.9
02/13/2017 15:50	0.0	52.32	68.0	0.0	52.73	62.6	5.9	57.65	60.2	0.0	49.69	65.8
02/13/2017 16:00	0.0	51.84	67.9	0.0	52.23	62.4	5.9	57.62	60.2	0.0	49.29	65.6
02/13/2017 16:10	0.0	51.43	67.7	0.0	51.79	62.2	5.9	57.63	60.1	0.0	48.94	65.4
02/13/2017 16:20	0.0	51.07	67.6	0.0	51.41	62.0	5.9	57.57	60.2	0.0	48.68	65.3
02/13/2017 16:30	0.0	50.77	67.6	0.0	51.08	62.0	5.9	57.54	60.2	0.0	48.46	65.2
02/13/2017 16:40	0.0	50.50	67.6	0.0	50.80	62.0	5.9	57.52	60.1	0.0	48.30	65.0
02/13/2017 16:50	0.0	50.28	67.7	0.0	50.56	62.0	5.9	57.52	60.2	0.0	48.16	65.0
02/13/2017 17:00	0.0	50.10	67.8	0.0	50.35	62.1	5.9	57.52	60.1	0.0	48.10	65.2
02/13/2017 17:10	0.0	49.94	67.8	0.0	50.18	62.1	5.9	57.52	60.1	0.0	48.05	65.2
02/13/2017 17:20	0.0	49.76	67.9	0.0	49.98	62.1	5.9	57.52	60.1	0.0	47.97	65.1
02/13/2017 17:30	0.0	49.56	68.0	0.0	49.77	62.1	5.9	57.52	60.1	0.0	47.86	65.2
02/13/2017 17:40	0.0	49.36	67.8	0.0	49.54	62.1	5.9	57.52	60.1	0.0	47.72	65.2
02/13/2017 17:50	0.0	49.14	67.8	0.0	49.32	62.0	5.9	57.44	60.1	0.0	47.55	65.2
02/13/2017 18:00	0.0	48.92	67.9	0.0	49.08	62.0	5.9	57.41	60.1	0.0	47.40	65.2
02/13/2017 18:10	0.0	48.75	67.8	0.0	48.89	61.9	5.9	57.34	60.0	0.0	47.26	65.2
02/13/2017 18:20	0.0	48.56	68.0	0.0	48.71	62.1	6.0	57.35	60.0	0.0	47.18	65.4
02/13/2017 18:30	0.0	48.45	68.1	0.0	48.55	62.2	6.0	57.41	60.0	0.0	47.10	65.5
02/13/2017 18:40	0.0	48.26	68.0	0.0	48.38	62.3	5.9	57.35	59.9	0.0	47.03	65.6
02/13/2017 18:50	0.0	48.13	67.9	0.0	48.20	62.3	6.0	57.29	59.9	0.0	46.91	65.6
02/13/2017 19:00	0.0	47.96	68.0	0.0	48.06	62.3	6.0	57.23	59.9	0.0	46.76	65.6
02/13/2017 19:10	0.0	47.87	68.0	0.0	47.91	62.2	5.9	57.23	59.9	0.0	46.69	65.6
02/13/2017 19:20	0.0	47.76	68.1	0.0	47.81	62.3	5.9	57.23	59.9	0.0	46.60	65.7
02/13/2017 19:30	0.0	47.66	68.1	0.0	47.74	62.2	6.0	57.21	59.9	0.0	46.50	65.8
02/13/2017 19:40	0.0	47.58	68.0	0.0	47.61	62.2	6.0	57.22	59.9	0.0	46.41	65.8
02/13/2017 19:50	0.0	47.46	67.9	0.0	47.48	62.1	6.0	57.13	59.9	0.0	46.32	65.7
02/13/2017 20:00	0.0	47.36	67.9	0.0	47.40	62.1	6.0	57.13	59.9	0.0	46.23	65.7
02/13/2017 20:10	0.0	47.29	68.0	0.0	47.33	62.1	6.0	57.09	59.8	0.0	46.14	65.7
02/13/2017 20:20	0.0	47.20	67.9	0.0	47.24	62.1	6.0	57.03	59.7	0.0	46.09	65.6
02/13/2017 20:30	0.0	47.15	67.9	0.0	47.16	62.0	6.0	57.02	59.7	0.0	46.00	65.6
02/13/2017 20:40	0.0	47.05	68.0	0.0	47.10	62.0	5.9	56.99	59.7	0.0	45.93	65.7
02/13/2017 20:50	0.0	46.98	67.9	0.0	47.01	62.0	6.0	56.92	59.7	0.0	45.84	65.8
02/13/2017 21:00	0.0	46.90	67.8	0.0	46.92	62.0	6.0	56.84	59.6	0.0	45.76	65.6
02/13/2017 21:10	0.0	46.81	67.9	0.0	46.83	62.1	6.0	56.83	59.6	0.0	45.63	65.6
02/13/2017 21:20	0.0	46.72	67.9	0.0	46.78	62.2	6.0	56.83	59.6	0.0	45.57	65.7
02/13/2017 21:30	0.0	46.65	67.8	0.0	46.70	62.2	6.0	56.75	59.5	0.0	45.46	65.7
02/13/2017 21:40	0.0	46.53	67.6	0.0	46.59	62.0	6.0	56.73	59.5	0.0	45.36	65.5
02/13/2017 21:50	0.0	46.45	67.7	0.0	46.49	62.0	6.0	56.73	59.4	0.0	45.23	65.6
02/13/2017 22:00	0.0	46.32	67.9	0.0	46.41	62.1	6.0	56.69	59.4	0.0	45.20	65.7
02/13/2017 22:10	0.0	46.30	67.8	0.0	46.34	62.1	6.0	56.63	59.5	0.0	45.20	65.8
02/13/2017 22:20	0.0	46.21	67.8	0.0	46.30	62.1	6.0	56.63	59.4	0.0	45.11	65.8
02/13/2017 22:30	0.0	46.20	67.7	0.0	46.27	62.0	6.0	56.60	59.4	0.0	45.10	65.9
02/13/2017 22:40	0.0	46.20	67.3	0.0	46.20	61.8	6.0	56.52	59.3	0.0	45.10	65.8
02/13/2017 22:50	0.0	46.12	67.3	0.0	46.16	61.6	6.0	56.51	59.3	0.0	45.00	65.5
02/13/2017 23:00	0.0	46.02	67.3	0.0	46.10	61.5	6.0	56.45	59.3	0.0	44.90	65.4
02/13/2017 23:10	0.0	45.95	66.9	0.0	46.03	61.3	6.0	56.41	59.2	0.0	44.83	65.3
02/13/2017 23:20	0.0	45.89	66.7	0.0	45.98	61.2	6.0	56.35	59.2	0.0	44.78	65.2
02/13/2017 23:30	0.0	45.80	66.9	0.0	45.90	61.2	6.0	56.24	59.1	0.0	44.70	65.2

Date/Time	HW1i F	HW1i T	HW1o	HW2i F	HW2i T	HW2o	HW3i F	HW3i T	HW3o	HW4i F	HW4i T	HW4o
02/13/2017 23:40	0.0	45.80	67.0	0.0	45.88	61.2	6.0	56.23	59.1	0.0	44.68	65.1
02/13/2017 23:50	0.0	45.71	67.0	0.0	45.80	61.2	6.0	56.23	59.1	0.0	44.60	65.0
02/14/2017 00:00	0.0	45.67	66.8	0.0	45.80	61.1	6.0	56.13	59.0	0.0	44.52	65.0
02/14/2017 00:10	0.0	45.60	66.7	0.0	45.72	61.0	6.0	56.12	59.0	0.0	44.48	65.0
02/14/2017 00:20	0.0	45.54	66.7	0.0	45.63	60.9	6.0	56.02	59.0	0.0	44.36	65.0
02/14/2017 00:30	0.0	45.46	66.7	0.0	45.56	60.9	6.0	55.95	59.0	0.0	44.28	65.0
02/14/2017 00:40	0.0	45.36	66.5	0.0	45.48	60.8	6.0	55.92	58.8	0.0	44.16	64.8
02/14/2017 00:50	0.0	45.21	66.3	0.0	45.36	60.5	6.0	55.84	58.8	0.0	43.96	64.7
02/14/2017 01:00	0.0	45.06	66.5	0.0	45.22	60.4	6.0	55.72	58.7	0.0	43.78	64.6
02/14/2017 01:10	0.0	44.90	66.3	0.0	45.07	60.2	6.0	55.58	58.6	0.0	43.58	64.4
02/14/2017 01:20	0.0	44.71	66.4	0.0	44.87	60.3	6.0	55.51	58.5	0.0	43.28	64.3
02/14/2017 01:30	0.0	44.53	66.4	0.0	44.66	60.3	6.0	55.40	58.5	0.0	43.00	64.3
02/14/2017 01:40	0.0	44.34	66.6	0.0	44.46	60.4	6.0	55.33	58.4	0.0	42.85	64.4
02/14/2017 01:50	0.0	44.24	66.8	0.0	44.32	60.6	6.0	55.30	58.3	0.0	42.79	64.5
02/14/2017 02:00	0.0	44.15	66.7	0.0	44.21	60.7	6.0	55.23	58.3	0.0	42.76	64.5
02/14/2017 02:10	0.0	44.05	66.5	0.0	44.16	60.5	6.0	55.15	58.2	0.0	42.70	64.6
02/14/2017 02:20	0.0	43.93	66.3	0.0	43.99	60.3	6.0	55.13	58.2	0.0	42.61	64.5
02/14/2017 02:30	0.0	43.80	66.3	0.0	43.90	60.1	6.0	55.08	58.1	0.0	42.51	64.4
02/14/2017 02:40	0.0	43.72	66.5	0.0	43.86	60.3	6.0	55.05	58.1	0.0	42.56	64.5
02/14/2017 02:50	0.0	43.70	66.3	0.0	43.80	60.3	6.0	54.99	58.0	0.0	42.60	64.5
02/14/2017 03:00	0.0	43.70	66.1	0.0	43.80	60.1	6.0	54.94	58.0	0.0	42.60	64.4
02/14/2017 03:10	0.0	43.63	66.0	0.0	43.75	60.0	6.0	54.97	58.0	0.0	42.60	64.4
02/14/2017 03:20	0.0	43.60	65.6	0.0	43.70	59.8	6.0	54.92	57.9	0.0	42.60	64.2
02/14/2017 03:30	0.0	43.60	65.5	0.0	43.70	59.6	6.0	54.86	57.9	0.0	42.60	64.0
02/14/2017 03:40	0.0	43.60	65.6	0.0	43.70	59.5	6.0	54.83	57.8	0.0	42.60	63.8
02/14/2017 03:50	0.0	43.60	65.7	0.0	43.70	59.6	6.0	54.83	57.8	0.0	42.60	63.8
02/14/2017 04:00	0.0	43.65	65.8	0.0	43.78	59.7	6.0	54.79	57.8	0.0	42.60	63.8
02/14/2017 04:10	0.0	43.70	65.9	0.0	43.80	59.8	6.0	54.82	57.7	0.0	42.60	63.8
02/14/2017 04:20	0.0	43.67	65.9	0.0	43.80	59.9	6.0	54.78	57.8	0.0	42.62	63.7
02/14/2017 04:30	0.0	43.69	65.9	0.0	43.80	59.8	6.0	54.73	57.8	0.0	42.70	63.7
02/14/2017 04:40	0.0	43.70	65.8	0.0	43.80	59.8	6.0	54.73	57.7	0.0	42.70	63.8
02/14/2017 04:50	0.0	43.70	65.6	0.0	43.80	59.7	6.0	54.73	57.7	0.0	42.70	63.7
02/14/2017 05:00	0.0	43.65	65.5	0.0	43.80	59.6	6.0	54.73	57.7	0.0	42.70	63.6
02/14/2017 05:10	0.0	43.63	65.4	0.0	43.80	59.5	6.0	54.64	57.7	0.0	42.70	63.5
02/14/2017 05:20	0.0	43.63	65.4	0.0	43.80	59.5	6.0	54.63	57.6	0.0	42.70	63.5
02/14/2017 05:30	0.0	43.68	65.6	0.0	43.80	59.6	6.0	54.60	57.6	0.0	42.70	63.7
02/14/2017 05:40	0.0	43.69	65.5	0.0	43.80	59.6	6.0	54.57	57.5	0.0	42.70	63.7
02/14/2017 05:50	0.0	43.60	65.6	0.0	43.74	59.7	6.0	54.52	57.5	0.0	42.62	63.7
02/14/2017 06:00	0.0	43.60	65.5	0.0	43.68	59.6	6.0	54.52	57.5	0.0	42.58	63.7
02/14/2017 06:10	0.0	43.51	65.5	0.0	43.60	59.4	6.0	54.51	57.5	0.0	42.50	63.7
02/14/2017 06:20	0.0	43.41	65.2	0.0	43.50	59.1	6.0	54.47	57.5	0.0	42.47	63.6
02/14/2017 06:30	0.0	43.31	65.3	0.0	43.38	59.1	6.0	54.35	57.4	0.0	42.40	63.5
02/14/2017 06:40	0.0	43.25	65.3	0.0	43.30	59.1	6.0	54.28	57.4	0.0	42.29	63.5
02/14/2017 06:50	0.0	43.13	65.4	0.0	43.18	59.2	6.0	54.23	57.4	0.0	42.16	63.4
02/14/2017 07:00	0.0	42.99	65.4	0.0	43.02	59.2	6.0	54.17	57.3	0.0	41.95	63.5
02/14/2017 07:10	0.0	42.86	65.4	0.0	42.88	59.2	6.0	54.09	57.2	0.0	41.83	63.5
02/14/2017 07:20	0.0	42.73	65.5	0.0	42.75	59.2	6.0	54.04	57.1	0.0	41.70	63.5
02/14/2017 07:30	0.0	42.70	65.5	0.0	42.70	59.3	6.0	53.99	57.1	0.0	41.70	63.5
02/14/2017 07:40	0.0	42.75	65.6	0.0	42.77	59.3	6.0	53.99	57.1	0.0	41.73	63.4
02/14/2017 07:50	0.0	42.98	65.8	0.0	42.96	59.5	6.0	54.04	57.0	0.0	41.91	63.6
02/14/2017 08:00	0.0	43.28	65.7	0.0	43.26	59.7	6.0	54.12	57.0	0.0	42.14	63.7
02/14/2017 08:10	0.0	43.61	65.7	0.0	43.60	59.8	6.0	54.18	57.2	0.0	42.43	63.8
02/14/2017 08:20	0.0	44.09	65.5	0.0	44.05	59.7	6.0	54.23	57.1	0.0	42.78	63.8
02/14/2017 08:30	0.0	44.57	65.6	0.0	44.53	59.7	6.0	54.29	57.1	0.0	43.17	63.7
02/14/2017 08:40	0.0	45.17	65.7	0.0	45.32	59.9	6.0	54.46	57.2	0.0	43.76	63.8

Date/Time	HW1i F	HW1i T	HW1o	HW2i F	HW2i T	HW2o	HW3i F	HW3i T	HW3o	HW4i F	HW4i T	HW4o
02/14/2017 08:50	0.0	46.41	66.0	0.0	46.90	60.3	6.0	54.66	57.4	0.0	44.88	64.0
02/14/2017 09:00	0.0	47.44	66.1	0.0	48.46	60.7	6.0	54.91	57.5	0.0	46.42	64.2
02/14/2017 09:10	0.0	48.46	66.3	0.0	49.66	60.7	6.0	55.17	57.6	0.0	47.76	64.2
02/14/2017 09:20	0.0	50.44	66.8	0.0	52.28	61.3	6.0	55.47	57.9	0.0	50.27	64.5
02/14/2017 09:30	0.0	52.05	66.7	0.0	53.37	61.5	6.0	55.65	58.1	0.0	50.93	64.6
02/14/2017 09:40	0.0	52.93	66.7	0.0	54.17	61.5	6.0	55.89	58.3	0.0	51.69	64.8
02/14/2017 09:50	0.0	54.21	67.2	0.0	55.84	61.8	6.0	56.18	58.4	0.0	53.24	65.0
02/14/2017 10:00	0.0	55.84	67.6	0.0	57.51	62.3	6.0	56.50	58.7	0.0	54.61	65.2
02/14/2017 10:10	4.3	56.96	78.6	0.2	58.09	62.7	5.7	56.81	58.8	0.2	55.53	65.3
02/14/2017 10:20	2.6	57.67	83.8	0.0	58.45	66.0	5.8	57.24	59.2	0.0	56.09	67.2
02/14/2017 10:30	0.0	58.93	68.3	0.0	59.62	65.6	6.0	57.82	59.5	0.0	56.70	67.1
02/14/2017 10:40	0.0	59.66	67.3	0.0	60.45	65.5	5.9	58.10	60.0	0.0	57.34	67.4
02/14/2017 10:50	0.0	60.21	66.9	0.0	61.23	65.7	5.9	58.39	60.2	0.0	57.85	67.5
02/14/2017 11:00	0.0	61.17	66.8	0.0	62.26	65.9	5.9	58.69	60.5	0.0	58.55	67.7
02/14/2017 11:10	0.0	61.86	66.7	0.0	62.85	66.0	5.9	58.97	60.7	0.0	59.03	67.8
02/14/2017 11:20	0.0	62.48	66.8	0.0	63.62	66.2	5.9	59.26	61.0	0.0	59.57	67.8
02/14/2017 11:30	0.0	62.82	66.9	0.0	63.91	66.3	5.9	59.49	61.2	0.0	59.56	67.8
02/14/2017 11:40	0.0	62.99	66.8	0.0	64.28	66.3	5.9	59.81	61.4	0.0	59.95	68.0
02/14/2017 11:50	0.0	63.52	67.0	0.0	64.96	66.4	5.9	60.16	61.8	0.0	60.75	68.2
02/14/2017 12:00	0.0	63.97	67.3	0.0	65.08	66.4	5.9	60.42	62.0	0.0	61.09	68.0
02/14/2017 12:10	0.0	63.92	67.4	0.0	65.22	66.5	5.9	60.67	62.3	0.0	61.10	68.2
02/14/2017 12:20	0.0	64.17	67.7	0.0	65.62	66.7	5.9	61.00	62.5	0.0	61.56	68.3
02/14/2017 12:30	0.0	64.29	67.7	0.0	65.38	66.8	5.9	61.20	62.8	0.0	61.55	68.4
02/14/2017 12:40	0.1	64.07	67.8	0.0	64.91	66.8	5.9	61.44	63.0	0.0	61.08	68.4
02/14/2017 12:50	6.9	61.85	71.7	0.0	64.69	66.8	5.7	61.69	63.2	0.0	61.10	68.6
02/14/2017 13:00	6.6	62.24	71.1	4.9	63.05	80.5	5.5	62.10	63.5	0.0	61.60	68.9
02/14/2017 13:10	6.4	62.60	66.7	6.8	62.56	78.7	5.3	62.46	63.9	3.7	61.83	>>>>>>>>
02/14/2017 13:20	6.0	63.09	66.4	6.4	63.06	69.6	5.0	62.93	64.2	8.6	62.55	>>>>>>>>
02/14/2017 13:30	5.9	63.81	66.5	6.3	63.81	68.1	5.0	63.64	64.6	8.5	63.28	90.3
02/14/2017 13:40	5.8	64.54	66.9	6.2	64.55	67.9	4.9	64.38	65.1	8.3	64.02	82.4
02/14/2017 13:50	5.8	65.12	67.4	6.2	65.13	68.2	4.9	64.98	65.7	8.3	64.61	78.8
02/14/2017 14:00	5.8	65.54	67.8	6.2	65.55	68.3	4.9	65.39	66.1	8.3	65.05	77.0
02/14/2017 14:10	4.6	65.87	68.0	6.2	65.86	68.5	4.9	65.71	66.7	8.4	65.40	76.1
02/14/2017 14:20	0.0	66.63	68.0	6.5	66.22	68.6	4.3	66.05	67.0	8.7	65.76	75.4
02/14/2017 14:30	0.0	66.88	67.4	6.7	66.51	68.8	1.9	66.46	67.3	9.0	66.05	74.9
02/14/2017 14:40	0.0	66.88	66.9	6.9	66.74	68.9	4.1	66.58	68.2	9.2	66.29	74.5
02/14/2017 14:50	0.0	66.84	66.7	6.9	66.93	68.9	4.1	66.75	68.4	9.2	66.45	74.2
02/14/2017 15:00	0.0	66.72	66.6	7.0	67.06	69.0	4.2	66.91	68.5	9.4	66.57	74.0
02/14/2017 15:10	0.0	66.40	66.4	6.5	67.19	69.1	4.0	67.03	68.6	8.1	66.72	74.0
02/14/2017 15:20	0.0	65.82	66.0	6.4	67.33	69.3	4.0	67.16	68.8	7.8	66.75	74.0
02/14/2017 15:30	0.0	65.30	66.1	6.4	67.42	69.3	4.0	67.26	68.9	7.8	66.83	74.3
02/14/2017 15:40	0.0	64.69	66.2	6.4	67.42	69.5	3.9	67.30	69.1	7.8	66.86	74.4
02/14/2017 15:50	0.0	64.04	66.2	6.4	67.42	69.4	3.9	67.30	69.2	7.8	66.92	74.3
02/14/2017 16:00	0.0	63.41	66.3	6.4	67.44	69.5	3.9	67.30	69.3	7.8	66.92	74.3
02/14/2017 16:10	0.0	62.82	66.3	6.4	67.42	69.5	3.9	67.30	69.4	7.8	66.92	74.2
02/14/2017 16:20	0.0	62.30	66.3	6.4	67.42	69.4	3.9	67.30	69.3	7.8	66.91	74.1
02/14/2017 16:30	0.0	61.69	66.2	6.4	67.41	69.4	3.9	67.25	69.4	7.8	66.79	74.0
02/14/2017 16:40	0.0	61.05	66.1	6.4	67.35	69.3	3.9	67.17	69.4	7.8	66.73	73.9
02/14/2017 16:50	0.0	60.44	66.2	6.4	67.25	69.2	3.9	67.10	69.4	7.8	66.67	73.8
02/14/2017 17:00	0.0	59.87	66.2	6.4	67.19	69.1	3.9	67.03	69.3	7.8	66.61	73.7
02/14/2017 17:10	0.0	59.34	66.2	6.4	67.11	69.1	3.9	66.96	69.3	7.8	66.52	73.6
02/14/2017 17:20	0.0	58.84	66.2	6.4	67.03	69.0	3.9	66.88	69.3	7.8	66.42	73.5
02/14/2017 17:30	0.0	58.33	66.2	6.4	66.93	68.9	3.9	66.78	69.3	7.8	66.34	73.3
02/14/2017 17:40	0.0	57.84	66.2	6.4	66.81	68.8	3.9	66.67	69.3	7.8	66.22	73.2
02/14/2017 17:50	0.0	57.37	66.2	6.4	66.72	68.6	3.9	66.58	69.2	7.8	66.09	73.2

Date/Time	HW1i F	HW1i T	HW1o	HW2i F	HW2i T	HW2o	HW3i F	HW3i T	HW3o	HW4i F	HW4i T	HW4o
02/14/2017 18:00	0.0	56.93	66.3	6.4	66.59	68.5	3.9	66.46	69.2	7.8	65.99	73.0
02/14/2017 18:10	0.0	56.49	66.2	6.4	66.47	68.5	3.9	66.32	69.1	7.8	65.86	72.9
02/14/2017 18:20	0.0	56.08	66.2	6.4	66.34	68.3	3.9	66.20	69.0	7.8	65.74	72.7
02/14/2017 18:30	0.0	55.67	66.1	6.4	66.22	68.3	3.9	66.06	68.9	7.8	65.60	72.5
02/14/2017 18:40	0.0	55.28	66.0	6.4	66.09	68.1	3.9	65.94	68.8	7.8	65.48	72.4
02/14/2017 18:50	0.0	54.93	66.0	6.4	66.00	67.9	3.9	65.84	68.7	7.8	65.40	72.2
02/14/2017 19:00	0.0	54.61	65.9	6.4	65.90	67.9	3.9	65.74	68.7	7.8	65.27	72.1
02/14/2017 19:10	0.0	54.32	65.8	6.4	65.78	67.8	3.9	65.61	68.6	7.8	65.15	72.0
02/14/2017 19:20	0.0	54.08	65.8	6.4	65.69	67.6	3.9	65.54	68.4	7.8	65.03	71.8
02/14/2017 19:30	0.0	53.83	65.7	6.4	65.57	67.5	3.9	65.41	68.5	7.8	64.94	71.7
02/14/2017 19:40	0.0	53.59	65.8	6.4	65.44	67.4	3.9	65.28	68.4	7.8	64.80	71.6
02/14/2017 19:50	0.0	53.36	65.8	6.4	65.34	67.3	4.0	65.19	68.3	7.8	64.70	71.4
02/14/2017 20:00	0.0	53.14	65.8	6.4	65.22	67.2	3.9	65.06	68.2	7.8	64.58	71.4
02/14/2017 20:10	0.0	52.91	65.6	6.4	65.07	67.0	3.9	64.94	68.1	7.8	64.42	71.3
02/14/2017 20:20	0.0	52.65	65.6	6.4	64.97	67.0	3.9	64.81	68.0	7.8	64.30	71.1
02/14/2017 20:30	0.0	52.39	65.5	6.4	64.81	66.8	3.9	64.69	67.9	7.8	64.17	70.9
02/14/2017 20:40	0.0	52.14	65.5	6.4	64.72	66.7	4.0	64.55	67.7	7.8	64.06	70.8
02/14/2017 20:50	0.0	51.87	65.5	6.4	64.59	66.6	3.9	64.46	67.7	7.8	63.97	70.6
02/14/2017 21:00	0.0	51.63	65.6	6.4	64.47	66.4	3.9	64.32	67.6	7.8	63.82	70.5
02/14/2017 21:10	0.0	51.42	65.5	6.4	64.36	66.3	4.0	64.21	67.5	7.8	63.71	70.4
02/14/2017 21:20	0.0	51.23	65.3	6.4	64.25	66.2	4.0	64.12	67.4	7.8	63.62	70.3
02/14/2017 21:30	0.0	51.05	65.3	6.4	64.13	66.1	4.0	63.99	67.3	7.8	63.49	70.1
02/14/2017 21:40	0.0	50.87	65.3	6.4	64.02	66.0	4.0	63.87	67.3	7.8	63.34	70.0
02/14/2017 21:50	0.0	50.70	65.3	6.4	63.91	65.9	3.9	63.73	67.1	7.8	63.25	69.9
02/14/2017 22:00	0.0	50.55	65.3	6.4	63.78	65.8	3.9	63.63	67.0	7.8	63.16	69.8
02/14/2017 22:10	0.0	50.41	65.3	6.4	63.66	65.7	3.9	63.50	67.0	7.8	63.00	69.6
02/14/2017 22:20	0.0	50.26	65.1	6.4	63.53	65.6	3.9	63.36	67.0	7.8	62.88	69.5
02/14/2017 22:30	0.0	50.06	65.0	6.4	63.36	65.4	3.9	63.18	66.8	7.8	62.69	69.5
02/14/2017 22:40	0.0	49.82	64.9	6.4	63.14	65.2	3.9	62.97	66.8	7.8	62.48	69.3
02/14/2017 22:50	0.0	49.56	64.9	6.4	62.94	65.0	3.9	62.84	66.7	7.8	62.30	69.1
02/14/2017 23:00	0.0	49.29	64.9	6.4	62.80	64.9	3.9	62.66	66.6	7.8	62.15	69.0
02/14/2017 23:10	0.0	49.00	65.0	6.4	62.63	64.8	3.9	62.49	66.4	7.8	61.98	68.8
02/14/2017 23:20	0.0	48.66	64.9	6.4	62.42	64.6	3.9	62.28	66.3	7.8	61.78	68.6
02/14/2017 23:30	0.0	48.34	64.7	6.4	62.22	64.5	3.9	62.09	66.0	7.8	61.58	68.4
02/14/2017 23:40	0.0	47.99	64.6	6.4	62.05	64.2	3.9	61.89	66.0	7.8	61.38	68.3
02/14/2017 23:50	0.0	47.65	64.3	6.4	61.86	64.1	3.9	61.73	65.9	7.8	61.23	68.1
02/15/2017 00:00	0.0	47.37	64.1	6.5	61.73	63.9	3.9	61.58	65.7	7.8	61.08	68.0
02/15/2017 00:10	0.0	47.15	64.1	6.5	61.58	63.8	3.9	61.43	65.5	7.8	60.90	67.8
02/15/2017 00:20	0.0	46.92	64.3	6.5	61.41	63.6	3.9	61.27	65.4	7.8	60.73	67.6
02/15/2017 00:30	0.0	46.69	64.5	6.5	61.30	63.5	3.9	61.17	65.2	7.8	60.60	67.5
02/15/2017 00:40	0.0	46.44	64.5	6.5	61.14	63.3	3.9	60.99	65.1	7.8	60.45	67.3
02/15/2017 00:50	0.0	46.22	64.2	6.5	60.95	63.2	3.9	60.81	65.0	7.8	60.25	67.1
02/15/2017 01:00	0.0	46.02	64.0	6.5	60.79	63.0	3.9	60.63	65.0	7.8	60.10	67.0
02/15/2017 01:10	0.0	45.82	63.8	6.5	60.59	62.8	3.9	60.45	64.8	7.8	59.88	66.8
02/15/2017 01:20	0.0	45.61	63.5	6.5	60.38	62.7	3.9	60.23	64.6	7.8	59.67	66.7
02/15/2017 01:30	0.0	45.40	63.4	6.5	60.21	62.5	3.9	60.07	64.4	7.8	59.52	66.4
02/15/2017 01:40	0.0	45.19	63.2	6.5	60.02	62.3	3.9	59.84	64.3	7.8	59.31	66.3
02/15/2017 01:50	0.0	44.98	63.1	6.5	59.83	62.2	3.9	59.66	64.2	7.8	59.11	66.2
02/15/2017 02:00	0.0	44.77	63.0	6.5	59.66	62.0	3.9	59.49	64.0	7.8	58.95	66.0
02/15/2017 02:10	0.0	44.52	63.0	6.5	59.48	61.8	3.9	59.30	63.9	7.8	58.74	65.8
02/15/2017 02:20	0.0	44.27	62.9	6.5	59.29	61.6	3.9	59.09	63.7	7.8	58.55	65.7
02/15/2017 02:30	0.0	44.00	62.9	6.5	59.05	61.4	3.9	58.88	63.6	7.8	58.33	65.5
02/15/2017 02:40	0.0	43.70	62.6	6.5	58.85	61.2	3.9	58.68	63.5	7.8	58.12	65.4
02/15/2017 02:50	0.0	43.39	62.5	6.5	58.64	61.0	3.9	58.47	63.3	7.8	57.90	65.2
02/15/2017 03:00	0.0	43.09	62.3	6.5	58.43	60.8	3.9	58.24	63.1	7.8	57.69	64.9

Date/Time	HW1i F	HW1i T	HW1o	HW2i F	HW2i T	HW2o	HW3i F	HW3i T	HW3o	HW4i F	HW4i T	HW4o
02/15/2017 03:10	0.0	42.78	62.4	6.5	58.21	60.6	3.9	58.06	63.0	7.8	57.49	64.8
02/15/2017 03:20	0.0	42.44	62.3	6.5	57.99	60.4	3.9	57.81	62.8	7.8	57.26	64.6
02/15/2017 03:30	0.0	42.04	62.0	6.5	57.79	60.2	3.9	57.60	62.6	7.8	57.03	64.4
02/15/2017 03:40	0.0	41.66	62.0	6.5	57.58	60.0	3.9	57.39	62.5	7.8	56.82	64.3
02/15/2017 03:50	0.0	41.31	62.0	6.5	57.35	59.9	3.9	57.17	62.4	7.8	56.61	64.1
02/15/2017 04:00	0.0	40.95	61.8	6.5	57.13	59.5	3.9	56.96	62.1	7.8	56.38	63.8
02/15/2017 04:10	0.0	40.60	61.6	6.5	56.91	59.4	3.9	56.73	61.9	7.8	56.15	63.6
02/15/2017 04:20	0.0	40.26	61.5	6.5	56.69	59.2	3.9	56.52	61.8	7.8	55.94	63.4
02/15/2017 04:30	0.0	39.92	61.7	6.5	56.52	59.0	4.0	56.34	61.5	7.8	55.76	63.3
02/15/2017 04:40	0.0	39.63	61.8	6.5	56.30	58.9	3.9	56.15	61.4	7.8	55.58	63.1
02/15/2017 04:50	0.0	39.35	61.7	6.5	56.15	58.7	4.0	55.98	61.2	7.8	55.38	62.9
02/15/2017 05:00	0.0	39.09	61.8	6.5	55.93	58.5	4.0	55.79	61.1	7.8	55.16	62.7
02/15/2017 05:10	0.0	38.83	61.6	6.5	55.71	58.3	3.9	55.55	60.9	7.8	54.95	62.5
02/15/2017 05:20	0.0	38.54	61.6	6.5	55.53	58.1	4.0	55.37	60.7	7.8	54.76	62.2
02/15/2017 05:30	0.0	38.27	61.6	6.5	55.35	57.9	4.0	55.17	60.5	7.8	54.59	62.1
02/15/2017 05:40	0.0	38.03	61.4	6.5	55.15	57.7	4.0	54.99	60.4	7.8	54.36	61.9
02/15/2017 05:50	0.0	37.81	61.3	6.5	54.96	57.5	4.0	54.78	60.3	7.8	54.17	61.8
02/15/2017 06:00	0.0	37.56	61.2	6.5	54.76	57.3	4.0	54.59	60.1	7.8	53.99	61.6
02/15/2017 06:10	0.0	37.30	61.1	6.5	54.55	57.1	4.0	54.39	59.9	7.8	53.76	61.4
02/15/2017 06:20	0.0	37.06	60.9	6.5	54.34	56.9	4.0	54.19	59.7	7.8	53.58	61.2
02/15/2017 06:30	0.0	36.86	60.7	6.5	54.18	56.8	4.0	54.01	59.5	7.8	53.39	61.0
02/15/2017 06:40	0.0	36.63	60.6	6.5	53.96	56.6	4.0	53.81	59.4	7.8	53.20	60.8
02/15/2017 06:50	0.0	36.45	60.4	6.5	53.82	56.4	4.0	53.65	59.3	7.8	53.04	60.7
02/15/2017 07:00	0.0	36.26	60.4	6.5	53.62	56.3	4.0	53.45	59.1	7.8	52.84	60.5
02/15/2017 07:10	0.0	36.08	60.1	6.5	53.45	56.0	4.0	53.26	58.9	7.8	52.65	60.4
02/15/2017 07:20	0.0	36.05	60.2	6.5	53.28	55.8	4.0	53.12	58.8	7.8	52.51	60.1
02/15/2017 07:30	0.0	36.51	60.3	6.5	53.15	55.7	4.0	52.99	58.7	7.8	52.35	60.0
02/15/2017 07:40	0.0	37.27	60.4	6.5	53.03	55.6	4.0	52.87	58.6	7.8	52.28	59.8
02/15/2017 07:50	0.0	38.13	60.5	6.5	52.95	55.5	4.0	52.80	58.5	7.8	52.15	59.8
02/15/2017 08:00	0.0	39.22	60.8	6.5	52.90	55.4	4.0	52.74	58.4	7.8	52.09	59.4
02/15/2017 08:10	0.0	40.26	61.1	6.5	52.83	55.2	4.0	52.66	58.3	7.8	52.01	59.4
02/15/2017 08:20	0.0	41.21	61.3	6.5	52.83	55.2	4.0	52.68	58.2	7.8	52.02	59.4
02/15/2017 08:30	0.0	42.37	61.5	6.5	52.83	55.2	4.0	52.60	58.2	7.9	51.98	59.3
02/15/2017 08:40	0.0	43.18	61.4	6.5	52.84	55.2	4.0	52.66	58.1	7.8	52.02	59.2
02/15/2017 08:50	0.0	43.74	61.4	6.5	52.88	55.2	4.0	52.70	58.1	7.8	52.05	59.1
02/15/2017 09:00	0.0	43.85	61.6	6.5	52.88	55.2	4.0	52.70	58.0	7.8	52.07	59.2
02/15/2017 09:10	0.0	44.05	61.7	6.5	52.92	55.3	4.0	52.76	58.0	7.8	52.13	59.2
02/15/2017 09:20	0.0	44.28	61.7	6.5	53.00	55.2	4.0	52.83	58.0	7.9	52.24	59.2
02/15/2017 09:30	0.0	44.54	62.0	6.5	53.05	55.3	4.0	52.87	58.0	7.8	52.30	59.2
02/15/2017 09:40	0.0	44.73	62.1	6.5	53.11	55.3	4.0	52.95	58.1	7.8	52.34	59.2
02/15/2017 09:50	0.0	45.02	62.4	6.5	53.31	55.4	4.0	53.12	58.1	7.8	52.53	59.2
02/15/2017 10:00	0.0	45.88	63.0	6.5	53.48	55.5	4.0	53.27	58.2	7.8	52.70	59.3
02/15/2017 10:10	0.0	46.87	63.3	6.5	53.65	55.7	4.0	53.45	58.3	7.8	52.89	59.4
02/15/2017 10:20	0.0	47.71	63.5	6.5	53.88	55.8	4.0	53.66	58.4	7.8	53.09	59.4
02/15/2017 10:30	0.0	48.64	63.8	6.5	53.97	55.9	4.0	53.76	58.5	7.8	53.21	59.4
02/15/2017 10:40	0.0	49.43	63.7	6.5	54.15	56.0	4.0	53.94	58.7	7.8	53.37	59.6
02/15/2017 10:50	0.0	50.31	64.1	6.5	54.29	56.1	4.0	54.11	58.8	7.8	53.52	59.7
02/15/2017 11:00	0.0	51.28	64.5	6.5	54.55	56.3	4.0	54.34	58.9	7.8	53.79	59.8
02/15/2017 11:10	0.0	51.75	64.7	6.5	54.70	56.5	4.0	54.48	59.0	7.8	53.93	59.9
02/15/2017 11:20	0.0	52.50	64.9	6.5	54.92	56.6	4.0	54.72	59.1	7.8	54.17	60.0
02/15/2017 11:30	0.0	53.02	64.8	6.5	55.14	56.8	4.0	54.93	59.2	7.8	54.37	60.2
02/15/2017 11:40	0.0	53.36	64.9	6.5	55.36	57.0	3.9	55.15	59.3	7.8	54.61	60.3
02/15/2017 11:50	0.0	53.84	65.3	6.5	55.55	57.2	4.0	55.32	59.5	7.8	54.82	60.5
02/15/2017 12:00	0.0	54.12	65.6	6.5	55.74	57.4	3.9	55.55	59.7	7.8	55.05	60.6
02/15/2017 12:10	0.0	54.70	65.8	6.5	55.97	57.5	3.9	55.79	59.8	7.8	55.29	60.7

Date/Time	HW1i F	HW1i T	HW1o	HW2i F	HW2i T	HW2o	HW3i F	HW3i T	HW3o	HW4i F	HW4i T	HW4o
02/15/2017 12:20	0.0	55.30	65.9	6.5	56.17	57.8	3.9	55.99	60.0	7.8	55.52	60.8
02/15/2017 12:30	0.0	55.91	66.0	6.5	56.41	58.0	3.9	56.22	60.2	7.8	55.75	61.0
02/15/2017 12:40	0.0	56.85	66.8	6.5	56.63	58.2	3.9	56.44	60.3	7.8	56.00	61.2
02/15/2017 12:50	0.0	57.41	66.6	6.5	56.89	58.3	3.9	56.73	60.6	7.8	56.28	61.4
02/15/2017 13:00	0.0	57.46	66.9	6.5	57.07	58.6	3.9	56.88	60.7	7.8	56.45	61.6
02/15/2017 13:10	0.0	57.05	66.8	6.5	57.25	58.8	3.9	57.05	60.8	7.8	56.63	61.7
02/15/2017 13:20	0.0	57.14	67.0	6.5	57.45	58.9	3.9	57.26	61.0	7.8	56.86	61.9
02/15/2017 13:30	0.0	57.19	67.1	6.5	57.66	59.1	3.9	57.49	61.2	7.8	57.06	62.0
02/15/2017 13:40	0.0	57.36	67.4	6.5	57.90	59.3	3.9	57.73	61.4	7.8	57.32	62.1
02/15/2017 13:50	0.0	57.15	67.2	6.5	58.09	59.5	3.9	57.91	61.5	7.8	57.52	62.3
02/15/2017 14:00	0.0	56.67	67.1	6.5	58.25	59.6	3.9	58.11	61.7	7.8	57.71	62.7
02/15/2017 14:10	0.0	56.18	67.0	6.5	58.49	59.8	3.9	58.30	61.9	7.8	57.91	62.8
02/15/2017 14:20	0.0	55.90	67.1	6.5	58.64	60.0	3.9	58.48	62.1	7.8	58.10	62.8
02/15/2017 14:30	0.0	55.65	67.2	6.5	58.87	60.2	3.9	58.69	62.2	7.8	58.30	63.0
02/15/2017 14:40	0.0	55.50	67.3	6.5	59.02	60.4	3.9	58.87	62.4	7.8	58.51	63.2
02/15/2017 14:50	0.0	55.73	67.6	6.5	59.20	60.6	3.9	59.03	62.5	7.8	58.66	63.4
02/15/2017 15:00	0.0	55.85	67.4	6.5	59.37	60.7	3.9	59.22	62.7	7.8	58.86	63.5
02/15/2017 15:10	0.0	56.25	67.9	6.5	59.59	60.9	3.9	59.43	62.8	7.8	59.07	63.7
02/15/2017 15:20	0.0	56.51	68.2	6.5	59.69	61.1	3.9	59.55	62.9	7.8	59.22	63.9
02/15/2017 15:30	0.0	56.58	68.0	6.5	59.86	61.2	3.9	59.73	63.1	7.8	59.35	63.9
02/15/2017 15:40	0.0	56.56	68.0	6.5	59.96	61.3	3.9	59.82	63.2	7.8	59.50	64.0
02/15/2017 15:50	0.0	56.39	68.0	6.4	60.09	61.4	3.9	59.98	63.4	7.8	59.61	64.2
02/15/2017 16:00	0.0	56.40	68.0	6.5	60.22	61.5	3.9	60.10	63.5	7.8	59.73	64.2
02/15/2017 16:10	0.0	56.15	68.1	6.5	60.23	61.6	3.9	60.20	63.6	7.8	59.76	64.5
02/15/2017 16:20	0.0	55.95	67.9	6.4	60.34	61.7	3.9	60.24	63.7	7.8	59.85	64.6
02/15/2017 16:30	0.0	55.63	68.3	6.5	60.42	61.8	3.9	60.31	63.8	7.8	59.92	64.7
02/15/2017 16:40	0.0	55.24	68.2	6.5	60.42	61.8	3.9	60.38	63.8	7.8	59.92	64.6
02/15/2017 16:50	0.0	54.86	68.1	6.5	60.45	61.8	3.9	60.40	63.9	7.8	59.94	64.8
02/15/2017 17:00	0.0	54.41	68.1	6.5	60.48	61.9	3.9	60.40	63.9	7.8	59.97	64.8
02/15/2017 17:10	0.0	54.03	68.3	6.5	60.47	62.0	3.9	60.40	64.0	7.8	59.92	64.8
02/15/2017 17:20	0.0	53.62	68.2	6.5	60.44	61.9	3.9	60.32	64.0	7.8	59.90	64.8
02/15/2017 17:30	0.0	53.08	68.0	6.5	60.35	61.8	3.9	60.23	63.9	7.8	59.80	64.8
02/15/2017 17:40	0.0	52.52	67.8	6.5	60.24	61.8	3.9	60.15	64.0	7.8	59.64	64.8
02/15/2017 17:50	0.0	51.88	67.6	6.5	60.13	61.7	3.9	59.98	63.9	7.8	59.47	64.8
02/15/2017 18:00	0.0	51.23	67.4	6.5	59.96	61.6	3.9	59.83	63.9	7.8	59.31	64.7
02/15/2017 18:10	0.0	50.59	67.2	6.5	59.87	61.5	3.9	59.72	63.8	7.8	59.17	64.6
02/15/2017 18:20	0.0	49.88	67.3	6.5	59.72	61.4	3.9	59.58	63.7	7.8	59.05	64.5
02/15/2017 18:30	0.0	49.24	67.2	6.5	59.62	61.3	3.9	59.50	63.6	7.8	58.93	64.5
02/15/2017 18:40	0.0	48.67	67.3	6.5	59.49	61.2	3.9	59.34	63.6	7.8	58.80	64.4
02/15/2017 18:50	1.7	50.97	67.4	6.2	59.35	61.1	4.8	59.25	63.4	7.8	58.66	64.3
02/15/2017 19:00	5.8	59.17	94.3	5.9	59.29	61.1	6.0	59.24	62.7	7.6	58.61	64.2
02/15/2017 19:10	5.7	59.31	69.5	5.9	59.33	61.1	6.1	59.30	61.9	7.6	58.63	64.2
02/15/2017 19:20	5.7	59.23	65.8	5.9	59.26	61.1	6.1	59.20	61.7	7.6	58.58	64.2
02/15/2017 19:30	5.7	59.16	64.6	5.9	59.17	61.0	6.1	59.13	61.6	7.6	58.48	64.2
02/15/2017 19:40	5.7	59.09	63.9	5.9	59.07	61.0	6.1	59.05	61.5	7.6	58.38	64.1
02/15/2017 19:50	5.7	58.94	63.4	5.9	58.94	60.9	6.1	58.88	61.5	7.6	58.23	64.1
02/15/2017 20:00	5.7	58.83	63.0	5.9	58.86	60.8	6.1	58.80	61.3	7.6	58.17	64.0
02/15/2017 20:10	5.7	58.76	62.7	5.9	58.76	60.7	6.1	58.71	61.2	7.6	58.05	63.9
02/15/2017 20:20	5.7	58.63	62.4	5.9	58.64	60.6	6.1	58.57	61.1	7.6	57.92	63.9
02/15/2017 20:30	5.7	58.52	62.2	5.9	58.53	60.6	6.1	58.51	61.0	7.6	57.82	63.8
02/15/2017 20:40	5.7	58.36	62.0	5.9	58.35	60.4	6.1	58.32	60.9	7.6	57.64	63.6
02/15/2017 20:50	5.7	58.15	61.8	5.9	58.19	60.3	6.1	58.16	60.8	7.6	57.47	63.5
02/15/2017 21:00	5.7	58.02	61.5	5.9	58.02	60.2	6.1	57.99	60.6	7.6	57.32	63.4
02/15/2017 21:10	5.7	57.84	61.4	5.9	57.86	60.0	6.1	57.82	60.6	7.6	57.15	63.3
02/15/2017 21:20	5.7	57.68	61.1	5.9	57.68	59.9	6.1	57.67	60.4	7.6	56.97	63.3

Date/Time	HW1i F	HW1i T	HW1o	HW2i F	HW2i T	HW2o	HW3i F	HW3i T	HW3o	HW4i F	HW4i T	HW4o
02/15/2017 21:30	5.7	57.49	60.9	5.9	57.48	59.8	6.1	57.46	60.2	7.6	56.77	63.1
02/15/2017 21:40	5.7	57.31	60.7	5.9	57.33	59.6	6.1	57.28	60.1	7.6	56.61	62.9
02/15/2017 21:50	5.7	57.16	60.6	5.9	57.17	59.4	6.1	57.13	59.9	7.6	56.45	62.8
02/15/2017 22:00	5.7	56.99	60.4	5.9	56.98	59.3	6.1	56.95	59.7	7.6	56.25	62.7
02/15/2017 22:10	5.7	56.85	60.1	5.9	56.86	59.2	6.1	56.83	59.6	7.6	56.16	62.5
02/15/2017 22:20	5.7	56.73	60.0	5.9	56.73	59.1	6.1	56.71	59.5	7.6	55.99	62.3
02/15/2017 22:30	5.7	56.51	59.8	5.9	56.52	58.9	6.1	56.48	59.4	7.6	55.80	62.2
02/15/2017 22:40	5.7	56.27	59.6	5.9	56.27	58.7	6.1	56.24	59.2	7.6	55.55	62.1
02/15/2017 22:50	5.7	56.16	59.3	5.9	56.17	58.5	6.1	56.15	59.0	7.6	55.45	61.9
02/15/2017 23:00	5.7	55.99	59.2	5.9	55.98	58.4	6.1	55.97	58.9	7.6	55.24	61.8
02/15/2017 23:10	5.7	55.80	59.0	5.9	55.80	58.2	6.1	55.77	58.7	7.6	55.03	61.7
02/15/2017 23:20	5.7	55.59	58.8	5.9	55.59	58.0	6.1	55.56	58.6	7.6	54.85	61.5
02/15/2017 23:30	5.7	55.40	58.6	5.9	55.38	57.8	6.1	55.38	58.4	7.6	54.65	61.3
02/15/2017 23:40	5.7	55.21	58.4	5.9	55.23	57.6	6.1	55.19	58.2	7.6	54.47	61.1
02/15/2017 23:50	5.7	55.05	58.2	5.9	55.05	57.5	6.1	55.03	58.1	7.6	54.27	61.0
02/16/2017 00:00	5.7	54.85	57.9	5.9	54.87	57.3	6.1	54.84	57.9	7.6	54.11	60.8
02/16/2017 00:10	5.7	54.68	57.8	5.9	54.67	57.1	6.1	54.67	57.8	7.6	53.95	60.7
02/16/2017 00:20	5.7	54.53	57.6	5.9	54.55	56.9	6.1	54.52	57.6	7.6	53.77	60.5
02/16/2017 00:30	5.7	54.38	57.4	5.9	54.37	56.8	6.1	54.36	57.5	7.6	53.63	60.3
02/16/2017 00:40	5.7	54.17	57.2	5.9	54.18	56.6	6.1	54.17	57.4	7.6	53.44	60.3
02/16/2017 00:50	5.7	54.12	57.0	6.0	54.09	56.5	6.1	54.09	57.3	7.6	53.33	60.2
02/16/2017 01:00	5.7	53.99	57.0	6.0	53.98	56.4	6.1	53.97	57.0	7.6	53.23	60.1
02/16/2017 01:10	5.7	53.92	56.9	6.0	53.92	56.3	6.1	53.92	57.0	7.6	53.21	59.9
02/16/2017 01:20	5.7	53.83	56.8	6.0	53.85	56.3	6.1	53.81	56.9	7.6	53.08	59.9
02/16/2017 01:30	5.7	53.63	56.6	6.0	53.64	56.1	6.1	53.59	56.8	7.6	52.87	59.8
02/16/2017 01:40	5.7	53.52	56.5	6.0	53.52	55.9	6.1	53.52	56.6	7.6	52.80	59.7
02/16/2017 01:50	5.7	53.41	56.4	6.0	53.38	55.9	6.1	53.37	56.5	7.6	52.65	59.5
02/16/2017 02:00	5.7	53.28	56.2	6.0	53.28	55.8	6.1	53.27	56.4	7.6	52.52	59.4
02/16/2017 02:10	5.7	53.11	56.1	6.0	53.06	55.7	6.1	53.09	56.3	7.6	52.34	59.2
02/16/2017 02:20	5.7	52.99	56.0	6.0	52.98	55.5	6.1	52.98	56.2	7.6	52.25	59.1
02/16/2017 02:30	5.7	52.84	55.8	6.0	52.83	55.3	6.1	52.83	56.0	7.6	52.09	59.0
02/16/2017 02:40	5.7	52.76	55.8	6.0	52.71	55.2	6.1	52.75	55.9	7.6	51.98	58.8
02/16/2017 02:50	5.7	52.65	55.6	6.0	52.63	55.1	6.1	52.64	55.8	7.6	51.88	58.9
02/16/2017 03:00	5.7	52.52	55.5	6.0	52.52	55.0	6.1	52.53	55.7	7.6	51.78	58.7
02/16/2017 03:10	5.7	52.43	55.4	6.0	52.41	55.0	6.1	52.45	55.6	7.6	51.70	58.7
02/16/2017 03:20	5.7	52.42	55.2	6.0	52.34	54.8	6.1	52.40	55.5	7.6	51.63	58.6
02/16/2017 03:30	5.7	52.32	55.2	6.0	52.31	54.8	6.1	52.30	55.4	7.6	51.59	58.5
02/16/2017 03:40	5.7	52.22	55.1	6.0	52.20	54.7	6.1	52.23	55.3	7.6	51.48	58.3
02/16/2017 03:50	5.7	52.13	55.0	6.0	52.13	54.7	6.1	52.17	55.3	7.6	51.42	58.2
02/16/2017 04:00	5.7	52.09	55.0	6.0	52.07	54.6	6.1	52.11	55.2	7.6	51.35	58.2
02/16/2017 04:10	5.7	52.02	54.9	6.0	51.99	54.5	6.1	52.05	55.2	7.6	51.28	58.1
02/16/2017 04:20	5.7	52.00	54.9	6.0	51.97	54.5	6.1	52.02	55.2	7.6	51.31	58.1
02/16/2017 04:30	5.7	51.88	54.8	6.0	51.90	54.4	6.1	51.93	55.1	7.6	51.23	58.0
02/16/2017 04:40	5.7	51.83	54.6	6.0	51.82	54.3	6.1	51.84	54.9	7.6	51.13	57.9
02/16/2017 04:50	5.7	51.82	54.5	6.0	51.83	54.2	6.1	51.83	54.8	7.6	51.12	57.9
02/16/2017 05:00	5.7	51.73	54.5	6.0	51.73	54.2	6.1	51.73	54.8	7.6	51.02	57.7
02/16/2017 05:10	5.7	51.73	54.5	6.0	51.73	54.2	6.1	51.73	54.8	7.6	51.02	57.8
02/16/2017 05:20	5.7	51.61	54.4	6.0	51.62	54.1	6.1	51.60	54.7	7.6	50.91	57.7
02/16/2017 05:30	5.7	51.52	54.3	6.0	51.54	54.1	6.1	51.53	54.7	7.6	50.83	57.6
02/16/2017 05:40	5.7	51.48	54.3	6.0	51.48	53.9	6.1	51.49	54.6	7.6	50.75	57.6
02/16/2017 05:50	5.7	51.30	54.2	6.0	51.29	53.8	6.1	51.30	54.6	7.6	50.57	57.5
02/16/2017 06:00	5.7	51.23	54.1	6.0	51.23	53.7	6.1	51.23	54.4	7.6	50.50	57.4
02/16/2017 06:10	5.7	51.11	54.0	6.0	51.09	53.6	6.1	51.15	54.3	7.6	50.35	57.3
02/16/2017 06:20	5.7	51.01	53.8	6.0	51.02	53.5	6.1	51.03	54.3	7.6	50.25	57.2
02/16/2017 06:30	5.7	50.92	53.8	6.0	50.95	53.5	6.1	50.93	54.2	7.6	50.16	57.0

Date/Time	HW1i F	HW1i T	HW1o	HW2i F	HW2i T	HW2o	HW3i F	HW3i T	HW3o	HW4i F	HW4i T	HW4o
02/16/2017 06:40	5.7	50.87	53.7	6.0	50.91	53.4	6.1	50.91	54.1	7.6	50.13	57.0
02/16/2017 06:50	5.7	50.82	53.6	6.0	50.82	53.3	6.1	50.83	54.0	7.6	50.05	57.0
02/16/2017 07:00	5.7	50.87	53.5	6.0	50.89	53.3	6.1	50.90	53.9	7.6	50.15	56.9
02/16/2017 07:10	5.7	51.05	53.6	6.0	51.05	53.2	6.1	51.06	54.0	7.6	50.31	56.8
02/16/2017 07:20	5.7	51.13	53.7	6.0	51.13	53.4	6.1	51.13	54.1	7.6	50.39	57.0
02/16/2017 07:30	5.7	51.23	53.7	6.0	51.25	53.5	6.1	51.23	54.1	7.6	50.48	56.9
02/16/2017 07:40	5.7	51.38	53.8	6.0	51.38	53.5	6.1	51.37	54.2	7.6	50.62	57.0
02/16/2017 07:50	5.7	51.51	53.9	6.0	51.52	53.6	6.1	51.49	54.3	7.6	50.77	57.0
02/16/2017 08:00	5.7	51.65	53.9	6.0	51.65	53.8	6.1	51.62	54.4	7.6	50.94	57.1
02/16/2017 08:10	5.7	51.80	54.1	6.0	51.81	53.8	6.1	51.77	54.5	7.6	51.07	57.2
02/16/2017 08:20	5.7	52.02	54.2	6.0	51.99	53.9	6.1	51.95	54.6	7.6	51.28	57.3
02/16/2017 08:30	5.7	52.26	54.5	6.0	52.25	54.2	6.1	52.19	54.8	7.6	51.51	57.4
02/16/2017 08:40	5.7	52.55	54.6	6.0	52.53	54.4	6.1	52.45	54.9	7.6	51.80	57.5
02/16/2017 08:50	5.7	52.87	54.8	6.0	52.85	54.6	6.1	52.76	55.2	7.6	52.10	57.6
02/16/2017 09:00	5.7	53.23	55.1	6.0	53.19	54.8	6.1	53.08	55.4	7.6	52.46	57.8
02/16/2017 09:10	5.7	53.59	55.4	6.0	53.59	55.1	6.1	53.44	55.5	7.6	52.82	58.0
02/16/2017 09:20	5.7	53.96	55.6	6.0	53.95	55.4	6.1	53.81	55.9	7.6	53.22	58.3
02/16/2017 09:30	5.7	54.36	56.0	5.9	54.36	55.8	6.1	54.21	56.2	7.6	53.63	58.6
02/16/2017 09:40	5.7	54.75	56.3	5.9	54.76	56.1	6.1	54.61	56.6	7.6	54.02	58.8
02/16/2017 09:50	5.7	55.19	56.7	5.9	55.20	56.4	6.1	55.03	56.9	7.6	54.50	59.1
02/16/2017 10:00	5.7	55.67	57.1	5.9	55.68	56.8	6.1	55.52	57.2	7.6	54.98	59.4
02/16/2017 10:10	5.7	56.09	57.5	5.9	56.09	57.3	6.1	55.96	57.6	7.6	55.42	59.7
02/16/2017 10:20	5.7	56.61	57.9	5.9	56.63	57.6	6.1	56.46	58.0	7.6	55.96	60.1
02/16/2017 10:30	5.7	57.20	58.3	5.9	57.21	58.0	6.1	57.03	58.4	7.6	56.55	60.4
02/16/2017 10:40	5.7	57.68	58.9	5.9	57.71	58.5	6.1	57.55	58.8	7.6	57.06	60.8
02/16/2017 10:50	5.7	58.25	59.4	5.9	58.26	59.0	6.1	58.10	59.4	7.6	57.63	61.2
02/16/2017 11:00	5.7	58.79	59.8	5.9	58.81	59.5	6.0	58.64	59.8	7.6	58.19	61.6
02/16/2017 11:10	5.7	59.41	60.4	5.9	59.45	60.0	6.0	59.27	60.3	7.6	58.83	61.9
02/16/2017 11:20	5.7	59.96	60.9	5.9	59.96	60.5	6.0	59.81	60.7	7.6	59.38	62.4
02/16/2017 11:30	5.7	60.59	61.4	5.9	60.57	60.9	6.0	60.44	61.2	7.6	60.02	62.9
02/16/2017 11:40	5.7	61.19	61.9	5.9	61.18	61.5	6.0	61.03	61.7	7.6	60.63	63.4
02/16/2017 11:50	5.7	61.77	62.4	5.9	61.77	62.0	6.0	61.62	62.2	7.6	61.26	63.9
02/16/2017 12:00	5.7	62.38	63.1	5.9	62.36	62.6	6.0	62.22	62.8	7.6	61.87	64.3
02/16/2017 12:10	5.7	62.78	63.6	5.9	62.76	63.2	6.0	62.63	63.4	7.6	62.27	64.7
02/16/2017 12:20	5.7	63.33	64.0	5.9	63.32	63.5	6.0	63.17	63.7	7.6	62.82	65.1
02/16/2017 12:30	5.7	63.88	64.5	5.8	63.88	64.1	6.0	63.72	64.2	7.6	63.40	65.7
02/16/2017 12:40	5.7	64.43	65.0	5.8	64.43	64.6	6.0	64.26	64.7	7.6	63.95	66.1
02/16/2017 12:50	5.7	64.93	65.5	5.8	64.95	65.1	6.0	64.78	65.1	7.6	64.48	66.5
02/16/2017 13:00	5.7	65.47	66.0	5.8	65.48	65.5	6.0	65.29	65.6	7.6	65.01	67.0
02/16/2017 13:10	5.7	65.93	66.5	5.8	65.95	66.0	6.0	65.77	66.1	7.6	65.50	67.4
02/16/2017 13:20	5.7	66.37	66.9	5.8	66.37	66.4	6.0	66.21	66.5	7.6	65.90	67.8
02/16/2017 13:30	5.7	66.88	67.4	5.8	66.88	66.8	6.0	66.72	67.1	7.6	66.44	68.3
02/16/2017 13:40	5.7	67.35	67.8	5.8	67.34	67.3	6.0	67.20	67.4	7.6	66.94	68.5
02/16/2017 13:50	5.7	67.83	68.2	5.8	67.84	67.8	6.0	67.69	67.7	7.6	67.45	69.0
02/16/2017 14:00	5.7	68.33	68.7	5.8	68.32	68.2	6.0	68.17	68.2	7.6	67.94	69.5
02/16/2017 14:10	5.7	68.74	69.2	5.8	68.74	68.5	6.0	68.60	68.7	7.6	68.39	69.9
02/16/2017 14:20	5.7	69.19	69.6	5.8	69.19	69.0	6.0	69.06	69.1	7.6	68.88	70.3
02/16/2017 14:30	5.7	69.63	70.0	5.8	69.64	69.3	6.0	69.51	69.5	7.6	69.33	70.7
02/16/2017 14:40	5.7	70.03	70.4	5.8	70.04	69.9	6.0	69.91	69.9	7.6	69.71	71.1
02/16/2017 14:50	5.7	70.42	70.8	5.8	70.42	70.4	6.0	70.33	70.3	7.6	70.13	71.4
02/16/2017 15:00	5.7	70.76	71.1	5.8	70.76	70.7	6.0	70.66	70.7	7.6	70.43	71.8
02/16/2017 15:10	5.7	71.13	71.4	5.8	71.13	71.0	6.0	71.03	71.0	7.6	70.82	72.1
02/16/2017 15:20	5.7	71.48	71.7	5.8	71.48	71.4	6.0	71.38	71.3	7.6	71.19	72.4
02/16/2017 15:30	5.7	71.78	72.1	5.8	71.78	71.7	6.0	71.68	71.6	7.6	71.48	72.8
02/16/2017 15:40	5.7	72.12	72.4	5.8	72.10	71.8	6.0	72.00	72.0	7.6	71.81	73.1

Date/Time	HW1i F	HW1i T	HW1o	HW2i F	HW2i T	HW2o	HW3i F	HW3i T	HW3o	HW4i F	HW4i T	HW4o
02/16/2017 15:50	5.7	72.40	72.8	5.8	72.39	72.1	6.0	72.30	72.3	7.6	72.09	73.4
02/16/2017 16:00	5.7	72.67	73.0	5.8	72.64	72.7	6.0	72.52	72.5	7.6	72.30	73.6
02/16/2017 16:10	5.7	72.84	73.3	5.8	72.83	72.9	6.0	72.72	72.8	7.6	72.50	73.9
02/16/2017 16:20	5.7	73.00	73.5	5.8	72.99	73.0	6.0	72.89	73.0	7.6	72.63	74.2
02/16/2017 16:30	5.7	73.14	73.7	5.8	73.12	73.2	6.0	73.01	73.1	7.6	72.72	74.4
02/16/2017 16:40	5.7	73.23	73.8	5.8	73.22	73.3	6.0	73.12	73.3	7.6	72.80	74.6
02/16/2017 16:50	5.7	73.30	73.8	5.8	73.25	73.4	6.0	73.13	73.4	7.6	72.83	74.6
02/16/2017 17:00	5.7	73.37	73.9	5.8	73.37	73.5	6.0	73.26	73.5	7.6	72.99	74.7
02/16/2017 17:10	5.7	73.49	74.0	5.8	73.49	73.6	6.0	73.37	73.6	7.6	73.09	74.9
02/16/2017 17:20	5.7	73.54	74.1	5.8	73.53	73.7	6.0	73.42	73.7	7.6	73.13	75.1
02/16/2017 17:30	5.7	73.60	74.2	5.8	73.57	73.7	6.0	73.45	73.8	7.6	73.13	75.2
02/16/2017 17:40	5.7	73.61	74.2	5.8	73.58	73.8	6.0	73.48	73.8	7.6	73.13	75.2
02/16/2017 17:50	5.7	73.52	74.2	5.8	73.50	73.9	6.0	73.39	73.9	7.6	73.02	75.3
02/16/2017 18:00	5.7	73.35	74.2	5.8	73.34	73.7	6.0	73.24	73.8	7.6	72.88	75.3
02/16/2017 18:10	5.7	73.27	74.1	5.8	73.26	73.6	6.0	73.13	73.8	7.6	72.74	75.3
02/16/2017 18:20	5.7	73.16	74.0	5.8	73.13	73.6	6.0	73.05	73.7	7.6	72.63	75.2
02/16/2017 18:30	5.7	73.04	73.9	5.8	72.99	73.5	6.0	72.92	73.6	7.6	72.51	75.2
02/16/2017 18:40	5.7	72.98	73.9	5.8	72.93	73.5	6.0	72.88	73.6	7.6	72.47	75.2
02/16/2017 18:50	5.7	72.87	73.8	5.8	72.81	73.4	6.0	72.76	73.5	7.6	72.30	75.1
02/16/2017 19:00	5.7	72.72	73.7	5.8	72.64	73.3	6.0	72.63	73.4	7.6	72.20	75.1
02/16/2017 19:10	5.7	72.62	73.6	5.8	72.56	73.2	6.0	72.47	73.4	7.6	72.06	75.0
02/16/2017 19:20	5.7	72.52	73.5	5.8	72.44	73.1	6.0	72.42	73.3	7.6	71.94	74.9
02/16/2017 19:30	5.7	72.39	73.4	5.8	72.34	73.0	6.0	72.30	73.2	7.6	71.85	74.9
02/16/2017 19:40	5.7	72.31	73.3	5.8	72.24	72.9	6.0	72.22	73.1	7.6	71.75	74.9
02/16/2017 19:50	5.7	72.21	73.2	5.8	72.16	72.8	6.0	72.11	73.0	7.5	71.63	74.7
02/16/2017 20:00	5.6	72.06	73.1	5.8	72.00	72.7	6.0	71.96	72.9	7.5	71.48	74.6
02/16/2017 20:10	5.6	71.92	73.0	5.8	71.90	72.6	6.0	71.86	72.8	7.5	71.37	74.7
02/16/2017 20:20	5.6	71.80	72.9	5.8	71.78	72.6	6.0	71.72	72.7	7.5	71.25	74.6
02/16/2017 20:30	5.6	71.66	72.8	5.8	71.62	72.5	6.0	71.58	72.6	7.5	71.13	74.4
02/16/2017 20:40	5.6	71.53	72.7	5.8	71.51	72.3	6.0	71.47	72.6	7.5	70.99	74.4
02/16/2017 20:50	5.6	71.42	72.5	5.8	71.40	72.3	6.0	71.37	72.4	7.5	70.87	74.3
02/16/2017 21:00	5.6	71.26	72.5	5.8	71.26	72.1	6.0	71.22	72.4	7.5	70.75	74.2
02/16/2017 21:10	5.6	71.18	72.3	5.8	71.17	72.0	6.0	71.10	72.2	7.5	70.58	74.1
02/16/2017 21:20	5.6	71.01	72.2	5.8	71.00	71.9	6.0	70.96	72.1	7.5	70.46	74.0
02/16/2017 21:30	5.6	70.87	72.1	5.8	70.86	71.8	6.0	70.83	72.0	7.5	70.33	73.9
02/16/2017 21:40	5.6	70.76	72.0	5.8	70.74	71.6	6.0	70.69	71.9	7.5	70.19	73.9
02/16/2017 21:50	5.6	70.60	71.9	5.8	70.58	71.5	6.0	70.55	71.8	7.5	70.04	73.8
02/16/2017 22:00	5.6	70.44	71.8	5.8	70.41	71.4	6.0	70.39	71.7	7.5	69.87	73.7
02/16/2017 22:10	5.6	70.28	71.6	5.8	70.27	71.3	6.0	70.24	71.6	7.5	69.71	73.6
02/16/2017 22:20	5.6	70.12	71.4	5.8	70.08	71.1	6.0	70.06	71.4	7.5	69.54	73.4
02/16/2017 22:30	5.6	69.95	71.3	5.8	69.92	71.0	6.0	69.86	71.3	7.5	69.36	73.3
02/16/2017 22:40	5.6	69.75	71.1	5.8	69.74	70.8	6.0	69.68	71.1	7.5	69.18	73.2
02/16/2017 22:50	5.6	69.60	71.0	5.8	69.58	70.7	6.0	69.51	70.9	7.5	69.02	73.0
02/16/2017 23:00	5.6	69.45	70.9	5.8	69.44	70.5	6.0	69.38	70.8	7.5	68.85	72.9
02/16/2017 23:10	5.6	69.37	70.7	5.8	69.34	70.4	6.0	69.27	70.7	7.5	68.79	72.8
02/16/2017 23:20	5.6	69.30	70.5	5.8	69.28	70.3	6.0	69.22	70.6	7.5	68.71	72.7
02/16/2017 23:30	5.6	69.20	70.5	5.8	69.16	70.2	6.0	69.11	70.6	7.5	68.60	72.6
02/16/2017 23:40	5.6	69.06	70.4	5.8	69.06	70.1	6.0	69.00	70.4	7.5	68.50	72.5
02/16/2017 23:50	5.6	68.99	70.3	5.8	68.95	70.0	6.0	68.90	70.4	7.5	68.38	72.5
02/17/2017 00:00	5.6	68.87	70.2	5.8	68.83	70.0	6.0	68.78	70.3	7.5	68.27	72.3
02/17/2017 00:10	5.6	68.76	70.1	5.8	68.75	69.8	6.0	68.66	70.2	7.5	68.16	72.3
02/17/2017 00:20	5.6	68.65	70.0	5.8	68.61	69.7	6.0	68.57	70.1	7.5	68.05	72.2
02/17/2017 00:30	5.6	68.54	69.9	5.8	68.54	69.6	6.0	68.44	70.0	7.5	67.94	72.1
02/17/2017 00:40	5.6	68.43	69.7	5.8	68.42	69.6	6.0	68.34	69.9	7.5	67.80	72.0
02/17/2017 00:50	5.6	68.32	69.7	5.8	68.30	69.5	6.0	68.24	69.8	7.5	67.70	72.0

Date/Time	HW1i F	HW1i T	HW1o	HW2i F	HW2i T	HW2o	HW3i F	HW3i T	HW3o	HW4i F	HW4i T	HW4o
02/17/2017 01:00	5.6	68.14	69.6	5.8	68.15	69.4	6.0	68.06	69.7	7.5	67.52	71.8
02/17/2017 01:10	5.6	67.98	69.5	5.8	67.97	69.2	6.0	67.91	69.6	7.5	67.38	71.8
02/17/2017 01:20	5.6	67.83	69.3	5.8	67.82	69.0	6.0	67.75	69.4	7.5	67.23	71.5
02/17/2017 01:30	5.6	67.75	69.2	5.8	67.73	68.9	6.0	67.68	69.3	7.5	67.14	71.5
02/17/2017 01:40	5.6	67.66	69.1	5.8	67.63	68.8	6.0	67.58	69.2	7.5	67.02	71.4
02/17/2017 01:50	5.6	67.51	69.0	5.8	67.48	68.7	6.0	67.45	69.1	7.5	66.88	71.2
02/17/2017 02:00	5.6	67.42	68.9	5.8	67.38	68.6	6.0	67.33	69.1	7.5	66.75	71.2
02/17/2017 02:10	5.6	67.28	68.7	5.8	67.27	68.5	6.0	67.21	68.9	7.5	66.67	71.1
02/17/2017 02:20	5.6	67.13	68.6	5.8	67.10	68.4	6.0	67.06	68.8	7.5	66.51	71.0
02/17/2017 02:30	5.6	67.00	68.5	5.8	66.99	68.2	6.0	66.91	68.7	7.5	66.39	70.9
02/17/2017 02:40	5.6	66.87	68.4	5.8	66.85	68.2	6.0	66.81	68.5	7.5	66.25	70.8
02/17/2017 02:50	5.6	66.74	68.3	5.8	66.74	68.1	6.0	66.67	68.4	7.5	66.12	70.7
02/17/2017 03:00	5.6	66.67	68.2	5.8	66.65	67.9	6.0	66.57	68.4	7.5	66.02	70.6
02/17/2017 03:10	5.6	66.52	68.1	5.8	66.51	67.8	6.0	66.45	68.3	7.5	65.89	70.5
02/17/2017 03:20	5.6	66.38	67.9	5.8	66.35	67.7	6.0	66.33	68.2	7.5	65.76	70.4
02/17/2017 03:30	5.6	66.28	67.8	5.8	66.27	67.6	6.0	66.18	68.0	7.5	65.66	70.4
02/17/2017 03:40	5.6	66.15	67.7	5.8	66.11	67.5	6.0	66.07	68.0	7.5	65.50	70.2
02/17/2017 03:50	5.6	65.99	67.6	5.8	66.00	67.4	6.0	65.94	67.8	7.5	65.40	70.1
02/17/2017 04:00	5.6	65.90	67.5	5.8	65.89	67.2	6.0	65.82	67.7	7.5	65.27	70.0
02/17/2017 04:10	5.6	65.77	67.4	5.8	65.76	67.2	6.0	65.69	67.6	7.5	65.14	69.9
02/17/2017 04:20	5.6	65.64	67.3	5.8	65.65	67.0	6.0	65.59	67.5	7.5	65.01	69.8
02/17/2017 04:30	5.6	65.56	67.1	5.8	65.53	66.9	6.0	65.48	67.4	7.5	64.91	69.7
02/17/2017 04:40	5.6	65.39	67.0	5.8	65.38	66.8	6.0	65.33	67.2	7.5	64.77	69.6
02/17/2017 04:50	5.6	65.31	67.0	5.8	65.33	66.7	6.0	65.25	67.2	7.5	64.72	69.6
02/17/2017 05:00	5.6	65.23	66.9	5.8	65.25	66.6	6.0	65.20	67.1	7.5	64.63	69.3
02/17/2017 05:10	5.6	65.14	66.8	5.8	65.11	66.5	6.0	65.05	67.0	7.5	64.51	69.3
02/17/2017 05:20	5.6	65.03	66.6	5.8	65.03	66.5	6.0	64.95	66.9	7.5	64.39	69.3
02/17/2017 05:30	5.6	64.94	66.5	5.8	64.95	66.3	6.0	64.88	66.8	7.5	64.31	69.2
02/17/2017 05:40	5.6	64.85	66.5	5.8	64.81	66.2	6.0	64.77	66.7	7.5	64.19	69.1
02/17/2017 05:50	5.6	64.71	66.4	5.8	64.71	66.1	6.0	64.67	66.7	7.5	64.09	69.0
02/17/2017 06:00	5.6	64.59	66.2	5.8	64.58	66.0	6.0	64.52	66.5	7.5	63.98	68.9
02/17/2017 06:10	5.6	64.50	66.1	5.8	64.48	66.0	6.0	64.44	66.4	7.5	63.85	68.8
02/17/2017 06:20	5.6	64.35	66.0	5.8	64.33	65.9	6.0	64.28	66.3	7.5	63.71	68.7
02/17/2017 06:30	5.6	64.26	65.9	5.8	64.26	65.7	6.0	64.21	66.2	7.5	63.63	68.6
02/17/2017 06:40	5.6	64.16	65.8	5.8	64.13	65.7	6.0	64.10	66.2	7.5	63.52	68.5
02/17/2017 06:50	5.6	64.05	65.7	5.8	64.02	65.5	6.0	63.98	66.0	7.5	63.38	68.4
02/17/2017 07:00	5.6	63.94	65.6	5.8	63.94	65.4	6.0	63.90	66.0	7.5	63.31	68.4
02/17/2017 07:10	5.6	63.92	65.5	5.8	63.92	65.4	6.0	63.83	65.9	7.5	63.25	68.3
02/17/2017 07:20	5.6	63.88	65.4	5.8	63.86	65.3	6.0	63.78	65.8	7.5	63.22	68.1
02/17/2017 07:30	5.6	63.84	65.4	5.8	63.83	65.2	6.0	63.73	65.8	7.5	63.19	68.0
02/17/2017 07:40	5.6	63.89	65.4	5.8	63.84	65.2	6.0	63.73	65.7	7.5	63.22	68.1
02/17/2017 07:50	5.6	63.92	65.3	5.8	63.89	65.2	6.0	63.75	65.7	7.5	63.23	68.0
02/17/2017 08:00	5.6	63.93	65.4	5.8	63.94	65.2	6.0	63.83	65.7	7.5	63.30	68.0
02/17/2017 08:10	5.6	64.02	65.4	5.8	64.02	65.3	6.0	63.90	65.8	7.5	63.33	67.9
02/17/2017 08:20	5.6	64.11	65.5	5.8	64.10	65.2	6.0	63.99	65.8	7.5	63.42	67.9
02/17/2017 08:30	5.6	64.24	65.6	5.8	64.24	65.4	6.0	64.09	65.8	7.5	63.59	68.0
02/17/2017 08:40	5.6	64.43	65.6	5.8	64.41	65.5	6.0	64.26	65.9	7.5	63.74	68.0
02/17/2017 08:50	5.6	64.63	65.8	5.8	64.63	65.7	6.0	64.48	66.0	7.5	63.98	68.2
02/17/2017 09:00	5.6	64.83	66.0	5.8	64.83	65.8	6.0	64.66	66.2	7.5	64.17	68.2
02/17/2017 09:10	5.6	65.08	66.1	5.8	65.08	65.9	6.0	64.93	66.3	7.5	64.42	68.3
02/17/2017 09:20	5.6	65.29	66.3	5.8	65.30	66.2	6.0	65.15	66.5	7.5	64.67	68.5
02/17/2017 09:30	5.6	65.55	66.6	5.8	65.56	66.4	6.0	65.39	66.7	7.5	64.92	68.7
02/17/2017 09:40	5.5	65.80	66.8	5.7	65.78	66.6	5.9	65.64	66.9	7.4	65.16	68.9
02/17/2017 09:50	5.4	66.58	67.0	5.6	66.59	66.8	5.8	66.48	67.1	7.3	66.02	68.9
02/17/2017 10:00	5.4	68.31	67.8	5.6	68.32	67.4	5.8	68.18	67.7	7.3	67.74	69.4

Date/Time	HW1i F	HW1i T	HW1o	HW2i F	HW2i T	HW2o	HW3i F	HW3i T	HW3o	HW4i F	HW4i T	HW4o
02/17/2017 10:10	5.4	69.61	69.0	5.6	69.62	68.7	5.8	69.49	68.7	7.3	69.04	70.1
02/17/2017 10:20	5.4	70.70	70.1	5.6	70.70	69.9	5.8	70.58	69.8	7.3	70.12	70.9
02/17/2017 10:30	5.4	71.69	71.2	5.6	71.69	70.9	5.8	71.57	70.8	7.3	71.13	71.9
02/17/2017 10:40	5.4	72.62	72.1	5.6	72.59	71.8	5.8	72.48	71.6	7.3	72.04	72.7
02/17/2017 10:50	5.4	73.50	72.9	5.6	73.50	72.5	5.8	73.35	72.4	7.3	72.94	73.5
02/17/2017 11:00	5.4	74.32	73.8	5.6	74.33	73.3	5.8	74.18	73.3	7.3	73.78	74.1
02/17/2017 11:10	5.4	75.08	74.5	5.6	75.10	74.1	5.8	74.96	74.0	7.3	74.54	74.7
02/17/2017 11:20	5.4	75.84	75.3	5.6	75.85	74.8	5.8	75.69	74.7	7.3	75.30	75.4
02/17/2017 11:30	5.4	76.60	75.9	5.6	76.60	75.1	5.8	76.43	75.4	7.3	76.05	76.1
02/17/2017 11:40	5.4	77.33	76.7	5.6	77.33	76.3	5.8	77.17	76.0	7.3	76.80	76.8
02/17/2017 11:50	5.4	78.02	77.3	5.6	78.02	76.8	5.8	77.85	76.6	7.3	77.52	77.4
02/17/2017 12:00	5.4	78.73	77.9	5.6	78.72	77.5	5.8	78.54	77.3	7.3	78.22	77.9
02/17/2017 12:10	5.4	79.33	78.6	5.6	79.32	78.0	5.8	79.15	77.9	7.3	78.83	78.4
02/17/2017 12:20	5.4	79.83	79.1	5.6	79.83	78.6	5.8	79.68	78.5	7.3	79.34	79.1
02/17/2017 12:30	5.4	80.46	79.6	5.6	80.46	79.1	5.8	80.34	79.0	7.3	80.01	79.7
02/17/2017 12:40	5.4	80.97	80.2	5.6	80.97	79.7	5.8	80.83	79.6	7.3	80.56	80.1
02/17/2017 12:50	5.4	81.47	80.7	5.6	81.47	80.2	5.8	81.34	80.1	7.3	81.10	80.6
02/17/2017 13:00	5.4	81.98	81.2	5.6	81.96	80.7	5.8	81.83	80.6	7.3	81.61	81.1
02/17/2017 13:10	5.4	82.43	81.7	5.6	82.41	81.1	5.8	82.26	81.0	7.3	82.06	81.7
02/17/2017 13:20	5.4	82.83	82.1	5.6	82.78	81.6	5.8	82.64	81.4	7.3	82.43	82.1
02/17/2017 13:30	5.4	83.29	82.5	5.6	83.28	82.0	5.8	83.11	81.8	7.3	82.92	82.4
02/17/2017 13:40	5.4	83.59	82.9	5.6	83.58	82.4	5.8	83.41	82.2	7.3	83.22	82.7
02/17/2017 13:50	5.4	83.96	83.3	5.6	83.96	82.7	5.8	83.82	82.5	7.3	83.63	83.1
02/17/2017 14:00	5.4	84.30	83.6	5.6	84.30	83.1	5.8	84.13	82.9	7.3	83.98	83.5
02/17/2017 14:10	5.4	84.65	83.9	5.6	84.66	83.4	5.8	84.48	83.2	7.3	84.31	84.0
02/17/2017 14:20	5.4	84.87	84.3	5.6	84.88	83.8	5.8	84.72	83.5	7.3	84.57	84.3
02/17/2017 14:30	5.4	85.22	84.6	5.6	85.25	84.0	5.8	85.08	83.9	7.3	84.94	84.5
02/17/2017 14:40	5.4	85.52	84.9	5.6	85.54	84.3	5.8	85.37	84.1	7.3	85.25	84.8
02/17/2017 14:50	5.4	85.72	85.2	5.6	85.72	84.6	5.8	85.56	84.5	7.3	85.44	85.0
02/17/2017 15:00	5.4	86.03	85.4	5.6	86.04	84.9	5.8	85.87	84.7	7.3	85.75	85.3
02/17/2017 15:10	5.4	86.29	85.6	5.6	86.31	85.2	5.8	86.14	85.0	7.3	86.02	85.6
02/17/2017 15:20	5.5	86.50	85.9	5.6	86.51	85.4	5.8	86.36	85.2	7.3	86.24	85.8
02/17/2017 15:30	5.5	86.63	86.1	5.6	86.65	85.6	5.8	86.52	85.5	7.3	86.41	86.1
02/17/2017 15:40	5.5	86.86	86.3	5.6	86.84	85.8	5.8	86.68	85.6	7.3	86.56	86.3
02/17/2017 15:50	5.5	86.98	86.5	5.6	86.99	86.1	5.8	86.84	85.8	7.3	86.72	86.5
02/17/2017 16:00	5.4	87.14	86.7	5.6	87.16	86.2	5.8	87.00	86.0	7.3	86.86	86.7
02/17/2017 16:10	5.5	87.18	86.8	5.6	87.19	86.3	5.8	87.03	86.2	7.3	86.91	86.8
02/17/2017 16:20	5.4	87.25	86.9	5.6	87.27	86.4	5.8	87.14	86.2	7.3	87.04	87.0
02/17/2017 16:30	5.4	87.40	87.0	5.6	87.40	86.5	5.8	87.24	86.4	7.3	87.12	87.1
02/17/2017 16:40	5.4	87.44	87.1	5.6	87.44	86.7	5.8	87.33	86.4	7.3	87.19	87.2
02/17/2017 16:50	5.4	87.52	87.1	5.6	87.51	86.8	5.8	87.39	86.5	7.3	87.22	87.3
02/17/2017 17:00	5.7	87.51	87.2	5.8	87.50	86.8	5.9	87.40	86.6	7.7	87.22	87.4
02/17/2017 17:10	6.0	87.45	87.3	5.9	87.43	86.8	6.0	87.33	86.7	7.9	87.13	87.6
02/17/2017 17:20	6.0	87.39	87.2	6.0	87.37	86.8	6.0	87.24	86.7	7.9	87.03	87.6
02/17/2017 17:30	6.0	87.24	87.1	5.9	87.24	86.8	6.0	87.12	86.7	7.9	86.91	87.6
02/17/2017 17:40	6.0	87.10	87.0	5.9	87.09	86.8	6.0	86.97	86.6	7.9	86.71	87.5
02/17/2017 17:50	6.0	86.94	86.9	5.9	86.91	86.7	6.0	86.80	86.4	7.9	86.50	87.5
02/17/2017 18:00	6.0	86.78	86.8	5.9	86.75	86.4	6.0	86.64	86.3	7.9	86.28	87.4
02/17/2017 18:10	6.0	86.62	86.7	5.9	86.60	86.3	6.0	86.50	86.3	7.9	86.14	87.3
02/17/2017 18:20	6.0	86.48	86.5	5.9	86.47	86.3	6.0	86.33	86.1	7.9	85.97	87.3
02/17/2017 18:30	6.0	86.31	86.4	5.9	86.30	86.0	6.0	86.18	86.0	7.9	85.84	87.2
02/17/2017 18:40	6.0	86.19	86.2	5.9	86.17	86.0	6.0	86.07	85.9	7.9	85.73	87.1
02/17/2017 18:50	6.0	86.10	86.1	5.9	86.08	85.8	6.0	85.92	85.8	7.9	85.60	87.0
02/17/2017 19:00	6.0	85.92	86.0	5.9	85.89	85.7	6.0	85.78	85.7	7.9	85.42	86.9
02/17/2017 19:10	6.0	85.77	85.9	5.9	85.74	85.6	6.0	85.64	85.6	7.9	85.25	86.9

Date/Time	HW1i F	HW1i T	HW1o	HW2i F	HW2i T	HW2o	HW3i F	HW3i T	HW3o	HW4i F	HW4i T	HW4o
02/17/2017 19:20	6.0	85.55	85.7	5.9	85.56	85.4	6.0	85.44	85.5	7.9	85.07	86.7
02/17/2017 19:30	6.0	85.41	85.6	5.9	85.41	85.3	6.0	85.27	85.3	7.9	84.89	86.6
02/17/2017 19:40	6.0	85.27	85.4	5.9	85.26	85.2	6.0	85.16	85.2	7.9	84.75	86.5
02/17/2017 19:50	6.0	85.09	85.3	5.9	85.09	85.1	6.0	84.99	85.1	7.9	84.59	86.3
02/17/2017 20:00	6.0	84.98	85.1	5.9	84.97	84.9	6.0	84.85	85.0	7.9	84.44	86.2
02/17/2017 20:10	6.0	84.80	85.0	5.9	84.81	84.8	6.0	84.71	84.8	7.9	84.29	86.2
02/17/2017 20:20	6.0	84.68	84.9	5.9	84.69	84.6	6.0	84.56	84.7	7.9	84.15	86.1
02/17/2017 20:30	6.0	84.43	84.8	5.9	84.43	84.5	6.0	84.33	84.5	7.9	83.92	85.9
02/17/2017 20:40	6.0	84.24	84.5	5.9	84.23	84.3	6.0	84.13	84.4	7.9	83.72	85.8
02/17/2017 20:50	6.0	84.04	84.4	5.9	84.03	84.1	6.0	83.94	84.2	7.9	83.54	85.6
02/17/2017 21:00	6.0	83.87	84.2	5.9	83.85	83.9	6.0	83.76	84.0	7.9	83.32	85.5
02/17/2017 21:10	6.0	83.67	84.0	5.9	83.66	83.7	6.0	83.55	83.9	7.9	83.14	85.4
02/17/2017 21:20	6.0	83.50	83.9	5.9	83.48	83.5	6.0	83.39	83.8	7.9	82.95	85.3
02/17/2017 21:30	6.0	83.31	83.7	5.9	83.30	83.5	6.0	83.21	83.6	7.9	82.79	85.1
02/17/2017 21:40	6.0	83.19	83.6	5.9	83.16	83.3	6.0	83.04	83.4	7.9	82.60	85.0
02/17/2017 21:50	6.0	82.97	83.4	5.9	82.95	83.1	6.0	82.87	83.3	7.9	82.45	84.9
02/17/2017 22:00	6.0	82.85	83.3	5.9	82.80	83.0	6.0	82.72	83.1	7.9	82.28	84.7
02/17/2017 22:10	6.0	82.67	83.1	5.9	82.62	82.8	6.0	82.57	83.0	7.9	82.14	84.6
02/17/2017 22:20	6.0	82.53	82.9	5.9	82.50	82.6	6.0	82.42	82.9	7.9	81.98	84.5
02/17/2017 22:30	6.0	82.38	82.8	5.9	82.33	82.5	6.0	82.29	82.7	7.9	81.82	84.3
02/17/2017 22:40	6.0	82.23	82.7	5.9	82.19	82.5	6.0	82.14	82.6	7.7	81.70	84.2
02/17/2017 22:50	6.0	82.11	82.6	5.9	82.08	82.4	6.0	82.00	82.4	7.8	81.54	84.1
02/17/2017 23:00	6.0	81.98	82.4	5.9	81.92	82.2	6.0	81.89	82.3	7.8	81.41	84.0
02/17/2017 23:10	6.0	81.87	82.3	5.9	81.83	82.1	6.0	81.78	82.2	7.7	81.33	83.9
02/17/2017 23:20	6.0	81.78	82.2	5.9	81.76	82.0	6.0	81.69	82.1	7.7	81.22	83.8
02/17/2017 23:30	6.0	81.57	82.2	5.9	81.53	81.9	6.0	81.50	82.1	7.7	81.04	83.7
02/17/2017 23:40	6.0	81.42	81.9	5.9	81.38	81.8	6.0	81.34	81.9	7.7	80.87	83.5
02/17/2017 23:50	6.0	81.28	81.8	5.9	81.25	81.6	6.0	81.20	81.7	7.7	80.72	83.4
02/18/2017 00:00	6.0	81.11	81.7	5.9	81.09	81.4	6.0	81.04	81.6	7.7	80.53	83.4
02/18/2017 00:10	6.0	80.98	81.5	5.9	80.95	81.3	6.0	80.91	81.5	7.7	80.39	83.2
02/18/2017 00:20	6.0	80.81	81.4	5.9	80.79	81.2	6.0	80.75	81.4	7.7	80.25	83.1
02/18/2017 00:30	6.0	80.69	81.2	5.9	80.69	81.0	6.0	80.61	81.3	7.7	80.10	83.0
02/18/2017 00:40	6.0	80.60	81.1	5.9	80.59	80.9	6.0	80.53	81.1	7.7	80.03	82.9
02/18/2017 00:50	6.0	80.50	81.0	5.9	80.48	80.8	6.0	80.44	81.0	7.7	79.93	82.7
02/18/2017 01:00	6.0	80.42	80.9	5.9	80.40	80.8	6.0	80.34	81.0	7.7	79.84	82.7
02/18/2017 01:10	6.0	80.34	80.9	5.9	80.33	80.7	6.0	80.27	80.9	7.7	79.75	82.6
02/18/2017 01:20	6.0	80.32	80.8	5.9	80.30	80.7	6.0	80.22	80.8	7.7	79.72	82.5
02/18/2017 01:30	6.0	80.28	80.8	5.9	80.26	80.6	6.0	80.22	80.8	7.7	79.72	82.4
02/18/2017 01:40	6.0	80.16	80.7	5.9	80.16	80.6	6.0	80.11	80.7	7.7	79.58	82.4
02/18/2017 01:50	6.0	80.04	80.7	5.9	80.04	80.5	6.0	79.97	80.6	7.7	79.45	82.3
02/18/2017 02:00	6.0	80.00	80.6	5.9	80.00	80.4	6.0	79.90	80.5	7.7	79.40	82.3
02/18/2017 02:10	6.0	79.89	80.4	5.9	79.89	80.3	6.0	79.81	80.5	7.7	79.33	82.2
02/18/2017 02:20	6.0	79.78	80.4	5.9	79.79	80.2	6.0	79.72	80.4	7.7	79.23	82.1
02/18/2017 02:30	6.0	79.75	80.3	5.9	79.75	80.1	6.0	79.66	80.3	7.7	79.19	82.0
02/18/2017 02:40	6.0	79.66	80.3	5.9	79.66	80.1	6.0	79.59	80.3	7.7	79.12	82.0
02/18/2017 02:50	6.0	79.63	80.2	5.9	79.63	80.0	6.0	79.54	80.2	7.7	79.07	81.9
02/18/2017 03:00	6.0	79.58	80.1	6.0	79.58	79.9	6.0	79.47	80.1	7.7	78.97	81.9
02/18/2017 03:10	6.0	79.40	80.0	6.0	79.39	79.9	6.0	79.33	80.1	7.7	78.85	81.9
02/18/2017 03:20	6.0	79.29	79.9	6.0	79.28	79.8	6.0	79.19	80.0	7.7	78.69	81.8
02/18/2017 03:30	6.0	79.08	79.7	6.0	79.07	79.6	6.0	78.99	79.9	7.7	78.50	81.7
02/18/2017 03:40	6.0	79.00	79.6	6.0	79.00	79.5	6.0	78.92	79.7	7.7	78.42	81.6
02/18/2017 03:50	6.0	78.94	79.6	6.0	78.93	79.4	6.0	78.86	79.7	7.7	78.37	81.4
02/18/2017 04:00	6.0	78.80	79.5	6.0	78.78	79.3	6.0	78.70	79.6	7.7	78.21	81.4
02/18/2017 04:10	6.0	78.66	79.4	6.0	78.64	79.2	6.0	78.55	79.4	7.7	78.06	81.2
02/18/2017 04:20	6.0	78.54	79.2	6.0	78.54	79.1	6.0	78.50	79.3	7.7	78.01	81.2

Date/Time	HW1i F	HW1i T	HW1o	HW2i F	HW2i T	HW2o	HW3i F	HW3i T	HW3o	HW4i F	HW4i T	HW4o
02/18/2017 04:30	6.0	78.40	79.1	6.0	78.35	79.0	6.0	78.31	79.3	7.8	77.76	81.1
02/18/2017 04:40	6.0	78.20	78.9	5.9	78.18	78.8	6.0	78.11	79.2	7.7	77.53	81.0
02/18/2017 04:50	6.0	78.08	78.8	5.9	78.07	78.7	6.0	78.02	79.0	7.7	77.45	80.8
02/18/2017 05:00	6.0	78.03	78.7	6.0	78.03	78.6	6.0	77.97	78.9	7.7	77.44	80.7
02/18/2017 05:10	6.0	78.02	78.7	5.9	78.02	78.5	6.0	77.96	78.8	7.7	77.45	80.6
02/18/2017 05:20	6.0	78.00	78.6	5.9	78.01	78.5	6.0	77.92	78.8	7.7	77.42	80.5
02/18/2017 05:30	6.0	77.92	78.6	6.0	77.92	78.5	6.0	77.84	78.8	7.7	77.40	80.6
02/18/2017 05:40	6.0	77.92	78.6	5.9	77.93	78.4	6.0	77.89	78.8	7.7	77.42	80.5
02/18/2017 05:50	6.0	77.94	78.6	5.9	77.93	78.5	6.0	77.91	78.7	7.7	77.42	80.5
02/18/2017 06:00	6.0	77.91	78.5	5.9	77.92	78.4	6.0	77.84	78.7	7.8	77.36	80.4
02/18/2017 06:10	6.0	77.85	78.5	5.9	77.85	78.4	6.0	77.77	78.6	7.8	77.27	80.4
02/18/2017 06:20	6.0	77.79	78.4	5.9	77.79	78.3	6.0	77.70	78.7	7.7	77.19	80.4
02/18/2017 06:30	6.0	77.66	78.3	6.0	77.67	78.2	6.0	77.61	78.5	7.7	77.08	80.3
02/18/2017 06:40	6.0	77.55	78.2	6.0	77.55	78.1	6.0	77.47	78.5	7.7	76.94	80.3
02/18/2017 06:50	6.0	77.43	78.2	6.0	77.44	78.1	6.0	77.37	78.4	7.7	76.82	80.2
02/18/2017 07:00	6.0	77.38	78.0	6.0	77.37	77.9	6.0	77.31	78.2	7.7	76.78	80.0
02/18/2017 07:10	6.0	77.22	78.0	6.0	77.23	77.8	6.0	77.17	78.2	7.7	76.64	80.0
02/18/2017 07:20	6.0	77.13	77.9	6.0	77.13	77.8	6.0	77.07	78.1	7.7	76.55	79.9
02/18/2017 07:30	6.0	77.08	77.8	6.0	77.08	77.7	6.0	77.01	78.0	7.7	76.49	79.9
02/18/2017 07:40	6.0	77.03	77.8	6.0	77.03	77.6	6.0	76.94	77.9	7.7	76.43	79.8
02/18/2017 07:50	6.0	76.96	77.6	6.0	76.95	77.6	6.0	76.92	77.9	7.7	76.40	79.7
02/18/2017 08:00	6.0	76.92	77.6	6.0	76.92	77.5	6.0	76.83	77.8	7.7	76.33	79.7
02/18/2017 08:10	6.0	76.92	77.6	6.0	76.90	77.5	6.0	76.82	77.8	7.7	76.31	79.6
02/18/2017 08:20	6.0	76.88	77.5	6.0	76.86	77.4	6.0	76.80	77.8	7.7	76.29	79.6
02/18/2017 08:30	6.0	76.89	77.5	5.9	76.86	77.4	6.0	76.80	77.7	7.7	76.30	79.5
02/18/2017 08:40	6.0	76.91	77.6	6.0	76.90	77.4	6.0	76.82	77.6	7.7	76.32	79.5
02/18/2017 08:50	6.0	76.93	77.6	6.0	76.92	77.4	6.0	76.86	77.7	7.7	76.38	79.5
02/18/2017 09:00	6.0	76.94	77.5	6.0	76.93	77.4	6.0	76.84	77.7	7.7	76.36	79.5
02/18/2017 09:10	6.0	76.98	77.5	6.0	76.96	77.4	6.0	76.90	77.8	7.7	76.44	79.5
02/18/2017 09:20	6.0	77.10	77.6	6.0	77.09	77.5	6.0	76.99	77.8	7.7	76.52	79.5
02/18/2017 09:30	6.0	77.17	77.6	6.0	77.15	77.5	6.0	77.07	77.8	7.7	76.60	79.6
02/18/2017 09:40	6.0	77.24	77.8	6.0	77.21	77.6	6.0	77.14	77.9	7.7	76.68	79.6
02/18/2017 09:50	6.0	77.33	77.8	6.0	77.31	77.6	6.0	77.22	77.9	7.7	76.73	79.6
02/18/2017 10:00	6.0	77.42	77.9	6.0	77.41	77.8	6.0	77.31	78.0	7.7	76.84	79.6
02/18/2017 10:10	6.0	77.53	77.9	6.0	77.52	77.9	6.0	77.43	78.0	7.7	76.95	79.7
02/18/2017 10:20	6.0	77.63	78.1	6.0	77.61	77.9	6.0	77.53	78.2	7.7	77.07	79.8
02/18/2017 10:30	6.0	77.80	78.2	6.0	77.77	78.0	6.0	77.67	78.3	7.7	77.22	79.9
02/18/2017 10:40	6.0	77.87	78.3	6.0	77.86	78.1	6.0	77.77	78.4	7.7	77.34	80.0
02/18/2017 10:50	6.0	78.04	78.4	6.0	78.03	78.2	6.0	77.91	78.4	7.7	77.50	80.1
02/18/2017 11:00	6.0	78.26	78.5	6.0	78.25	78.4	6.0	78.12	78.5	7.7	77.73	80.2
02/18/2017 11:10	6.0	78.47	78.7	6.0	78.44	78.5	6.0	78.32	78.7	7.7	77.93	80.3
02/18/2017 11:20	6.0	78.63	78.9	6.0	78.62	78.8	6.0	78.48	78.9	7.7	78.13	80.4
02/18/2017 11:30	6.0	78.79	79.0	6.0	78.76	79.0	6.0	78.65	79.1	7.7	78.23	80.6
02/18/2017 11:40	6.0	78.85	79.1	6.0	78.83	79.0	6.0	78.71	79.2	7.7	78.27	80.7
02/18/2017 11:50	6.0	78.92	79.2	6.0	78.92	79.1	6.0	78.77	79.3	7.7	78.37	80.7
02/18/2017 12:00	6.0	78.93	79.3	6.0	78.92	79.1	6.0	78.79	79.3	7.8	78.39	80.8
02/18/2017 12:10	6.0	79.03	79.3	6.0	79.01	79.2	6.0	78.92	79.3	7.7	78.50	80.9
02/18/2017 12:20	6.0	79.16	79.4	6.0	79.14	79.3	6.0	79.05	79.5	7.8	78.61	81.0
02/18/2017 12:30	6.0	79.26	79.5	6.0	79.26	79.4	6.0	79.14	79.6	7.8	78.71	81.0
02/18/2017 12:40	6.0	79.29	79.6	6.0	79.28	79.4	6.0	79.16	79.7	7.8	78.75	81.1
02/18/2017 12:50	6.0	79.25	79.7	6.0	79.24	79.5	6.0	79.13	79.7	7.8	78.68	81.2
02/18/2017 13:00	6.0	79.22	79.7	6.0	79.19	79.5	6.0	79.12	79.7	7.7	78.63	81.2
02/18/2017 13:10	6.0	79.17	79.7	6.0	79.14	79.5	6.0	79.07	79.7	7.8	78.63	81.2
02/18/2017 13:20	6.0	79.17	79.6	6.0	79.15	79.4	6.0	79.08	79.7	7.8	78.61	81.2
02/18/2017 13:30	6.0	79.14	79.6	6.0	79.12	79.4	6.0	79.05	79.7	7.8	78.59	81.2

Date/Time	HW1i F	HW1i T	HW1o	HW2i F	HW2i T	HW2o	HW3i F	HW3i T	HW3o	HW4i F	HW4i T	HW4o
02/18/2017 13:40	6.0	79.11	79.6	6.0	79.03	79.4	6.0	78.98	79.7	7.8	78.53	81.2
02/18/2017 13:50	6.0	79.03	79.5	6.0	79.03	79.4	6.0	78.93	79.6	7.8	78.53	81.2
02/18/2017 14:00	6.0	79.03	79.5	6.0	79.03	79.4	6.0	78.92	79.7	7.7	78.52	81.2
02/18/2017 14:10	6.0	79.03	79.5	6.0	79.03	79.4	6.0	78.92	79.6	7.8	78.47	81.2
02/18/2017 14:20	6.0	79.05	79.5	6.0	79.03	79.4	6.0	78.93	79.6	7.8	78.53	81.2
02/18/2017 14:30	6.0	79.08	79.5	6.0	79.04	79.3	6.0	78.94	79.6	7.7	78.53	81.2
02/18/2017 14:40	6.0	79.11	79.5	6.0	79.05	79.3	6.0	78.97	79.6	7.7	78.54	81.2
02/18/2017 14:50	6.0	79.19	79.5	6.0	79.17	79.4	6.0	79.09	79.6	7.8	78.62	81.2
02/18/2017 15:00	6.0	79.28	79.6	6.0	79.27	79.4	6.0	79.15	79.7	7.7	78.76	81.2
02/18/2017 15:10	6.0	79.36	79.7	6.0	79.34	79.5	6.0	79.24	79.7	7.8	78.88	81.2
02/18/2017 15:20	6.0	79.42	79.8	6.0	79.42	79.7	6.0	79.33	79.8	7.8	78.92	81.3
02/18/2017 15:30	6.0	79.45	79.8	6.0	79.44	79.7	6.0	79.35	79.9	7.8	78.92	81.4
02/18/2017 15:40	6.0	79.50	79.8	6.0	79.49	79.8	6.0	79.41	79.9	7.8	78.94	81.3
02/18/2017 15:50	6.0	79.53	79.9	6.0	79.53	79.8	6.0	79.42	80.0	7.8	78.97	81.4
02/18/2017 16:00	6.0	79.51	79.9	6.0	79.51	79.8	6.0	79.41	80.0	7.8	78.95	81.5
02/18/2017 16:10	6.0	79.53	79.9	6.0	79.53	79.8	6.0	79.42	80.0	7.8	78.92	81.5
02/18/2017 16:20	6.0	79.51	79.9	6.0	79.51	79.8	6.0	79.41	80.0	7.8	78.92	81.5
02/18/2017 16:30	6.0	79.42	79.9	6.0	79.42	79.8	6.0	79.33	80.0	7.8	78.92	81.5
02/18/2017 16:40	6.0	79.41	79.9	6.0	79.40	79.7	6.0	79.33	80.0	7.8	78.86	81.5
02/18/2017 16:50	6.0	79.35	79.8	6.0	79.34	79.7	6.0	79.26	79.9	7.8	78.82	81.5
02/18/2017 17:00	6.0	79.27	79.8	6.0	79.27	79.7	6.0	79.15	79.9	7.8	78.70	81.5
02/18/2017 17:10	6.0	79.22	79.7	6.0	79.20	79.6	6.0	79.12	79.9	7.8	78.63	81.4
02/18/2017 17:20	6.0	79.13	79.6	6.0	79.13	79.6	6.0	79.03	79.8	7.8	78.61	81.4
02/18/2017 17:30	6.0	79.13	79.6	6.0	79.13	79.5	6.0	79.03	79.8	7.8	78.61	81.3
02/18/2017 17:40	6.0	79.09	79.7	6.0	79.09	79.5	6.0	79.00	79.7	7.8	78.53	81.3
02/18/2017 17:50	6.0	79.02	79.6	6.0	79.02	79.4	6.0	78.92	79.7	7.8	78.50	81.2
02/18/2017 18:00	6.0	78.97	79.5	6.0	78.97	79.4	6.0	78.89	79.6	7.8	78.42	81.3
02/18/2017 18:10	6.0	78.91	79.5	6.0	78.89	79.4	6.0	78.78	79.6	7.8	78.36	81.2
02/18/2017 18:20	6.0	78.81	79.3	6.0	78.81	79.3	6.0	78.72	79.5	7.8	78.23	81.2
02/18/2017 18:30	6.0	78.69	79.3	6.0	78.67	79.1	6.0	78.60	79.5	7.8	78.13	81.1
02/18/2017 18:40	6.0	78.55	79.2	6.0	78.54	79.0	6.0	78.47	79.4	7.8	77.97	81.1
02/18/2017 18:50	6.0	78.44	79.1	6.0	78.42	79.0	6.0	78.34	79.3	7.7	77.87	81.0
02/18/2017 19:00	6.0	78.30	79.0	6.0	78.28	78.9	6.0	78.22	79.2	7.8	77.74	80.9
02/18/2017 19:10	6.0	78.18	78.9	6.0	78.18	78.8	6.0	78.08	79.1	7.8	77.58	80.8
02/18/2017 19:20	6.0	78.04	78.7	6.0	78.04	78.7	6.0	77.98	79.0	7.7	77.49	80.7
02/18/2017 19:30	6.0	77.94	78.5	6.0	77.95	78.6	6.0	77.89	78.9	7.7	77.39	80.5
02/18/2017 19:40	6.0	77.83	78.5	6.0	77.83	78.4	6.0	77.75	78.8	7.7	77.25	80.5
02/18/2017 19:50	6.0	77.75	78.4	6.0	77.75	78.3	6.0	77.66	78.7	7.8	77.16	80.4
02/18/2017 20:00	6.0	77.61	78.3	6.0	77.61	78.2	6.0	77.54	78.6	7.8	77.03	80.4
02/18/2017 20:10	6.0	77.51	78.2	6.0	77.51	78.1	6.0	77.45	78.5	7.8	76.89	80.3
02/18/2017 20:20	6.0	77.39	78.1	6.0	77.39	78.0	6.0	77.31	78.4	7.8	76.79	80.2
02/18/2017 20:30	6.0	77.22	78.0	6.0	77.22	77.9	6.0	77.14	78.3	7.8	76.63	80.1
02/18/2017 20:40	6.0	77.13	77.9	6.0	77.13	77.8	6.0	77.04	78.2	7.7	76.54	79.9
02/18/2017 20:50	6.0	77.03	77.7	6.0	77.03	77.7	6.0	76.96	78.1	7.7	76.45	79.8
02/18/2017 21:00	6.0	76.94	77.7	6.0	76.94	77.6	6.0	76.85	78.0	7.7	76.35	79.7
02/18/2017 21:10	6.0	76.85	77.7	6.0	76.86	77.5	6.0	76.77	77.9	7.8	76.26	79.7
02/18/2017 21:20	6.0	76.75	77.6	6.0	76.75	77.5	6.0	76.68	77.8	7.8	76.15	79.6
02/18/2017 21:30	6.0	76.70	77.5	6.0	76.69	77.4	6.0	76.62	77.8	7.8	76.11	79.5
02/18/2017 21:40	6.0	76.59	77.4	6.0	76.59	77.3	6.0	76.52	77.7	7.8	76.00	79.4
02/18/2017 21:50	6.0	76.50	77.3	6.0	76.49	77.2	6.0	76.42	77.6	7.7	75.92	79.4
02/18/2017 22:00	6.0	76.42	77.2	6.0	76.42	77.1	6.0	76.33	77.5	7.8	75.83	79.3
02/18/2017 22:10	6.0	76.37	77.1	6.0	76.36	77.1	6.0	76.29	77.4	7.8	75.78	79.2
02/18/2017 22:20	6.0	76.24	77.0	6.0	76.23	77.0	6.0	76.15	77.3	7.7	75.64	79.1
02/18/2017 22:30	6.0	76.12	76.9	6.0	76.11	76.9	6.0	76.03	77.3	7.7	75.52	79.1
02/18/2017 22:40	6.0	76.06	76.8	6.0	76.05	76.8	6.0	76.02	77.2	7.7	75.47	79.0

Date/Time	HW1i F	HW1i T	HW1o	HW2i F	HW2i T	HW2o	HW3i F	HW3i T	HW3o	HW4i F	HW4i T	HW4o
02/18/2017 22:50	6.0	75.99	76.8	6.0	75.99	76.7	6.0	75.90	77.1	7.8	75.39	78.9
02/18/2017 23:00	6.0	75.89	76.7	6.0	75.87	76.7	6.0	75.81	77.0	7.7	75.31	78.8
02/18/2017 23:10	6.0	75.82	76.6	5.9	75.82	76.6	6.0	75.73	76.9	7.7	75.22	78.8
02/18/2017 23:20	6.0	75.74	76.6	6.0	75.74	76.5	6.0	75.66	76.8	7.7	75.14	78.7
02/18/2017 23:30	6.0	75.67	76.5	6.0	75.67	76.4	6.0	75.59	76.8	7.7	75.08	78.6
02/18/2017 23:40	6.0	75.58	76.4	6.0	75.58	76.3	6.0	75.49	76.7	7.7	74.98	78.5
02/18/2017 23:50	6.0	75.44	76.3	6.0	75.45	76.2	6.0	75.36	76.7	7.7	74.84	78.5
02/19/2017 00:00	6.0	75.33	76.2	6.0	75.33	76.1	6.0	75.30	76.6	7.7	74.73	78.4
02/19/2017 00:10	6.0	75.27	76.1	6.0	75.27	76.1	6.0	75.18	76.5	7.7	74.65	78.3
02/19/2017 00:20	6.0	75.12	76.0	6.0	75.15	76.0	6.0	75.08	76.4	7.8	74.53	78.2
02/19/2017 00:30	6.0	75.04	75.9	6.0	75.05	75.9	6.0	74.96	76.3	7.8	74.44	78.1
02/19/2017 00:40	6.0	74.97	75.8	6.0	74.97	75.8	6.0	74.90	76.2	7.8	74.37	78.1
02/19/2017 00:50	6.0	74.86	75.7	5.9	74.87	75.7	6.0	74.82	76.1	8.2	74.28	78.0
02/19/2017 01:00	6.0	74.79	75.7	5.9	74.80	75.6	6.0	74.72	76.1	8.3	74.20	77.8
02/19/2017 01:10	5.9	74.66	75.6	5.9	74.66	75.5	6.0	74.60	76.0	8.3	74.06	77.7
02/19/2017 01:20	5.9	74.53	75.5	5.9	74.50	75.5	6.0	74.44	75.8	8.3	73.90	77.6
02/19/2017 01:30	6.0	74.39	75.4	5.9	74.37	75.3	6.0	74.32	75.8	8.3	73.77	77.5
02/19/2017 01:40	6.0	74.30	75.2	5.9	74.28	75.1	6.0	74.20	75.6	8.3	73.68	77.3
02/19/2017 01:50	5.9	74.12	75.1	5.9	74.08	75.1	6.0	74.03	75.5	8.3	73.48	77.3
02/19/2017 02:00	6.0	74.00	74.9	5.9	74.02	75.0	6.0	73.94	75.4	8.3	73.38	77.2
02/19/2017 02:10	5.9	73.92	74.9	5.9	73.96	74.9	6.0	73.89	75.3	8.3	73.33	77.0
02/19/2017 02:20	5.9	73.89	74.8	5.9	73.86	74.7	6.0	73.80	75.2	8.3	73.25	76.9
02/19/2017 02:30	5.9	73.83	74.7	5.9	73.83	74.7	6.0	73.74	75.2	8.3	73.22	76.8
02/19/2017 02:40	5.9	73.81	74.7	5.9	73.74	74.7	6.0	73.72	75.1	8.3	73.14	76.8
02/19/2017 02:50	5.9	73.69	74.7	5.9	73.67	74.7	6.0	73.60	75.0	8.3	73.07	76.7
02/19/2017 03:00	6.0	73.64	74.5	5.9	73.63	74.5	6.0	73.56	75.0	8.3	73.02	76.6
02/19/2017 03:10	5.9	73.55	74.6	5.9	73.53	74.4	6.0	73.45	75.0	8.3	72.96	76.6
02/19/2017 03:20	5.9	73.42	74.4	5.9	73.42	74.4	6.0	73.36	74.9	8.3	72.92	76.5
02/19/2017 03:30	5.9	73.39	74.3	5.9	73.38	74.3	6.0	73.30	74.8	8.3	72.83	76.4
02/19/2017 03:40	5.9	73.33	74.3	5.9	73.33	74.3	6.0	73.23	74.7	8.3	72.75	76.4
02/19/2017 03:50	5.9	73.30	74.2	5.9	73.27	74.2	6.0	73.16	74.6	8.3	72.67	76.3
02/19/2017 04:00	5.9	73.16	74.2	5.9	73.13	74.1	6.0	73.08	74.6	8.3	72.59	76.3
02/19/2017 04:10	5.9	72.99	74.0	5.9	72.96	74.1	6.0	72.92	74.5	8.3	72.43	76.2
02/19/2017 04:20	6.0	72.92	73.9	5.9	72.87	73.9	6.0	72.82	74.4	8.3	72.30	76.1
02/19/2017 04:30	6.0	72.82	73.8	5.9	72.80	73.8	6.0	72.73	74.3	8.3	72.21	76.0
02/19/2017 04:40	6.0	72.68	73.7	5.9	72.66	73.7	6.0	72.60	74.3	8.3	72.10	75.9
02/19/2017 04:50	5.9	72.55	73.6	5.9	72.49	73.6	6.0	72.42	74.1	8.3	71.94	75.8
02/19/2017 05:00	5.9	72.45	73.5	5.9	72.41	73.5	6.0	72.40	73.9	8.3	71.89	75.7
02/19/2017 05:10	5.9	72.36	73.4	5.9	72.33	73.4	6.0	72.31	73.9	8.3	71.78	75.6
02/19/2017 05:20	6.0	72.27	73.3	5.9	72.24	73.3	6.0	72.19	73.9	8.3	71.68	75.5
02/19/2017 05:30	5.9	72.22	73.2	5.9	72.22	73.2	6.0	72.16	73.8	8.3	71.64	75.4
02/19/2017 05:40	5.9	72.21	73.1	5.9	72.19	73.2	6.0	72.17	73.7	8.3	71.59	75.3
02/19/2017 05:50	5.9	72.10	73.2	5.9	72.09	73.2	6.0	72.08	73.6	8.3	71.50	75.3
02/19/2017 06:00	5.9	71.95	73.1	5.9	71.94	73.1	6.0	71.91	73.6	8.3	71.36	75.2
02/19/2017 06:10	5.9	71.92	73.0	5.9	71.87	73.0	6.0	71.83	73.5	8.3	71.32	75.2
02/19/2017 06:20	5.9	71.82	72.9	5.9	71.81	72.9	6.0	71.74	73.4	8.3	71.23	75.1
02/19/2017 06:30	5.9	71.72	72.8	5.9	71.70	72.8	6.0	71.69	73.3	8.3	71.12	75.0
02/19/2017 06:40	5.9	71.61	72.7	5.9	71.59	72.7	6.0	71.57	73.2	8.3	71.00	75.0
02/19/2017 06:50	5.9	71.51	72.6	5.9	71.49	72.7	6.0	71.45	73.2	8.3	70.85	74.8
02/19/2017 07:00	5.9	71.39	72.5	5.9	71.37	72.6	6.0	71.34	73.1	8.3	70.76	74.7
02/19/2017 07:10	5.9	71.25	72.4	5.9	71.23	72.4	6.0	71.23	73.0	8.3	70.61	74.7
02/19/2017 07:20	5.9	71.22	72.3	5.9	71.22	72.3	6.0	71.13	72.9	8.3	70.52	74.6
02/19/2017 07:30	5.9	71.17	72.2	5.9	71.14	72.2	6.0	71.06	72.8	8.3	70.48	74.5
02/19/2017 07:40	5.9	71.07	72.1	5.9	71.04	72.2	6.0	70.97	72.7	8.3	70.37	74.4
02/19/2017 07:50	5.9	70.89	72.0	5.9	70.86	72.1	6.0	70.81	72.7	8.3	70.19	74.3

Date/Time	HW1i F	HW1i T	HW1o	HW2i F	HW2i T	HW2o	HW3i F	HW3i T	HW3o	HW4i F	HW4i T	HW4o
02/19/2017 08:00	5.9	70.77	71.9	5.9	70.74	71.9	6.0	70.69	72.6	8.3	70.05	74.3
02/19/2017 08:10	5.9	70.66	71.8	5.9	70.62	71.8	6.0	70.59	72.4	8.3	69.94	74.1
02/19/2017 08:20	5.9	70.64	71.7	5.9	70.63	71.7	6.0	70.58	72.3	8.3	69.94	74.0
02/19/2017 08:30	5.9	70.72	71.7	5.9	70.68	71.7	6.0	70.63	72.3	8.3	70.02	73.9
02/19/2017 08:40	5.9	70.81	71.7	5.9	70.81	71.7	6.0	70.70	72.3	8.3	70.13	73.9
02/19/2017 08:50	5.9	70.99	71.8	5.9	70.96	71.9	6.0	70.85	72.3	8.3	70.29	73.9
02/19/2017 09:00	5.9	71.20	71.9	5.9	71.18	71.9	6.0	71.07	72.4	8.3	70.50	74.0
02/19/2017 09:10	5.9	71.41	72.1	5.9	71.36	72.1	6.0	71.25	72.5	8.3	70.71	74.0
02/19/2017 09:20	5.9	71.62	72.2	5.9	71.58	72.3	6.0	71.45	72.7	8.3	70.95	74.2
02/19/2017 09:30	5.9	71.89	72.5	5.9	71.88	72.4	6.0	71.71	72.9	8.3	71.23	74.3
02/19/2017 09:40	5.9	72.19	72.7	5.9	72.16	72.7	6.0	72.04	73.0	8.3	71.52	74.5
02/19/2017 09:50	5.9	72.50	72.9	5.9	72.45	72.9	6.0	72.30	73.3	8.3	71.84	74.7
02/19/2017 10:00	5.9	72.86	73.2	5.9	72.82	73.1	6.0	72.66	73.5	8.3	72.22	74.9
02/19/2017 10:10	5.9	73.23	73.5	5.9	73.19	73.5	6.0	72.99	73.8	8.3	72.57	75.1
02/19/2017 10:20	5.9	73.60	73.9	5.9	73.59	73.8	6.0	73.39	74.1	8.3	72.98	75.4
02/19/2017 10:30	5.9	73.97	74.2	5.9	73.95	74.1	6.0	73.75	74.4	8.3	73.36	75.6
02/19/2017 10:40	5.9	74.42	74.5	5.9	74.40	74.5	6.0	74.18	74.7	8.3	73.83	75.9
02/19/2017 10:50	5.9	74.80	74.8	5.9	74.77	74.8	6.0	74.56	75.1	8.3	74.21	76.3
02/19/2017 11:00	5.9	75.25	75.3	5.9	75.23	75.1	6.0	75.01	75.4	8.3	74.66	76.6
02/19/2017 11:10	5.9	75.70	75.7	5.9	75.67	75.5	6.0	75.44	75.7	8.3	75.13	76.9
02/19/2017 11:20	5.9	76.09	76.0	5.9	76.05	75.8	6.0	75.81	76.1	8.3	75.53	77.2
02/19/2017 11:30	5.9	76.58	76.4	5.9	76.56	76.3	6.0	76.32	76.5	8.3	76.08	77.5
02/19/2017 11:40	5.9	77.03	76.9	5.9	77.03	76.8	6.0	76.80	76.9	8.4	76.55	77.9
02/19/2017 11:50	5.9	77.41	77.3	5.9	77.40	77.0	6.0	77.16	77.3	8.3	76.90	78.3
02/19/2017 12:00	5.9	77.80	77.7	5.9	77.78	77.5	6.0	77.57	77.6	8.4	77.33	78.6
02/19/2017 12:10	5.9	78.23	78.1	5.9	78.20	77.9	6.0	77.97	78.0	8.4	77.79	79.0
02/19/2017 12:20	5.9	78.61	78.4	5.9	78.60	78.1	6.0	78.37	78.3	8.4	78.22	79.3
02/19/2017 12:30	5.9	79.04	78.8	5.9	79.03	78.5	6.0	78.80	78.8	8.4	78.68	79.6
02/19/2017 12:40	5.9	79.44	79.1	5.9	79.43	78.9	6.0	79.22	79.2	8.4	79.08	80.0
02/19/2017 12:50	5.9	79.77	79.6	5.9	79.77	79.3	6.0	79.56	79.4	8.4	79.46	80.3
02/19/2017 13:00	5.9	80.13	79.9	5.9	80.13	79.7	6.0	79.95	79.8	8.4	79.85	80.6
02/19/2017 13:10	5.9	80.53	80.2	5.9	80.53	79.7	6.0	80.35	80.1	8.4	80.28	81.0
02/19/2017 13:20	5.9	80.81	80.6	5.9	80.82	80.4	6.0	80.64	80.4	8.4	80.58	81.3
02/19/2017 13:30	5.9	81.16	80.9	5.9	81.17	80.7	6.0	80.98	80.8	8.4	80.98	81.6
02/19/2017 13:40	5.9	81.46	81.2	5.9	81.47	80.9	6.0	81.31	81.1	8.4	81.28	81.9
02/19/2017 13:50	5.9	81.71	81.5	5.9	81.71	81.0	6.0	81.57	81.4	8.4	81.53	82.2
02/19/2017 14:00	5.9	81.98	81.7	5.9	81.97	81.5	6.0	81.82	81.6	8.4	81.81	82.4
02/19/2017 14:10	5.9	82.19	82.0	5.9	82.16	81.6	6.0	82.03	81.8	8.4	82.01	82.6
02/19/2017 14:20	5.9	82.44	82.2	5.9	82.44	82.0	6.0	82.26	82.0	8.4	82.23	82.8
02/19/2017 14:30	5.9	82.59	82.4	5.9	82.58	82.1	6.0	82.42	82.2	8.4	82.40	83.0
02/19/2017 14:40	6.0	82.85	82.6	5.9	82.83	82.3	6.0	82.68	82.5	8.4	82.62	83.3
02/19/2017 14:50	5.9	83.03	82.8	5.9	83.02	82.5	6.0	82.86	82.7	8.4	82.84	83.5
02/19/2017 15:00	5.9	83.17	83.0	5.9	83.19	82.8	6.0	83.01	82.8	8.4	82.95	83.7
02/19/2017 15:10	6.0	83.35	83.1	5.9	83.36	82.9	6.0	83.19	83.0	8.4	83.16	83.9
02/19/2017 15:20	5.9	83.47	83.3	5.9	83.49	83.0	6.0	83.31	83.2	8.4	83.25	84.0
02/19/2017 15:30	6.0	83.52	83.4	5.9	83.53	83.1	6.0	83.37	83.3	8.4	83.28	84.1
02/19/2017 15:40	6.0	83.53	83.4	5.9	83.57	83.3	6.0	83.42	83.4	8.4	83.32	84.3
02/19/2017 15:50	6.0	83.52	83.6	5.9	83.51	83.4	6.0	83.35	83.5	8.4	83.22	84.4
02/19/2017 16:00	5.9	83.43	83.5	5.9	83.43	83.3	6.0	83.30	83.4	8.4	83.09	84.4
02/19/2017 16:10	5.9	83.51	83.5	5.9	83.53	83.4	6.0	83.37	83.4	8.4	83.20	84.4
02/19/2017 16:20	6.0	83.53	83.6	5.9	83.56	83.4	6.0	83.42	83.5	8.4	83.23	84.4
02/19/2017 16:30	5.9	83.49	83.6	5.9	83.49	83.3	6.0	83.37	83.6	8.4	83.20	84.5
02/19/2017 16:40	5.9	83.42	83.6	5.9	83.42	83.3	6.0	83.31	83.5	8.4	83.13	84.6
02/19/2017 16:50	5.9	83.37	83.6	5.9	83.39	83.4	6.0	83.22	83.5	8.4	83.08	84.6
02/19/2017 17:00	5.9	83.25	83.5	5.9	83.27	83.3	6.0	83.15	83.5	8.4	82.97	84.5

Date/Time	HW1i F	HW1i T	HW1o	HW2i F	HW2i T	HW2o	HW3i F	HW3i T	HW3o	HW4i F	HW4i T	HW4o
02/19/2017 17:10	5.9	83.19	83.4	5.9	83.19	83.3	6.0	83.05	83.5	8.4	82.86	84.4
02/19/2017 17:20	5.9	83.03	83.3	5.9	82.98	83.2	6.0	82.91	83.4	8.4	82.66	84.5
02/19/2017 17:30	5.9	82.89	83.2	5.9	82.84	83.0	6.0	82.76	83.3	8.4	82.47	84.4
02/19/2017 17:40	5.9	82.69	83.1	5.9	82.64	82.8	6.0	82.58	83.1	8.4	82.25	84.3
02/19/2017 17:50	5.9	82.53	83.0	5.9	82.47	82.7	6.0	82.38	83.0	8.4	82.06	84.1
02/19/2017 18:00	5.9	82.35	82.7	5.9	82.28	82.6	6.0	82.23	82.9	8.4	81.86	84.1
02/19/2017 18:10	5.9	82.16	82.6	5.9	82.12	82.4	6.0	82.06	82.7	8.4	81.67	83.9
02/19/2017 18:20	5.9	82.03	82.4	5.9	81.97	82.3	6.0	81.92	82.5	8.4	81.53	83.8
02/19/2017 18:30	6.0	81.86	82.3	5.9	81.84	82.2	6.0	81.77	82.4	8.4	81.40	83.6
02/19/2017 18:40	6.0	81.71	82.2	5.9	81.69	82.0	6.0	81.64	82.3	8.4	81.25	83.6
02/19/2017 18:50	6.0	81.56	82.1	5.9	81.53	81.9	6.0	81.49	82.2	8.4	81.10	83.4
02/19/2017 19:00	5.9	81.42	81.9	5.9	81.39	81.7	6.0	81.33	82.0	8.4	80.96	83.4
02/19/2017 19:10	5.9	81.26	81.8	5.9	81.26	81.7	6.0	81.20	81.9	8.4	80.81	83.2
02/19/2017 19:20	5.9	81.15	81.7	5.9	81.14	81.6	6.0	81.08	81.8	8.4	80.67	83.1
02/19/2017 19:30	5.9	81.00	81.5	5.9	80.98	81.5	6.0	80.92	81.7	8.4	80.48	83.0
02/19/2017 19:40	5.9	80.81	81.4	5.9	80.79	81.3	6.0	80.75	81.5	8.4	80.34	82.9
02/19/2017 19:50	5.9	80.69	81.2	5.9	80.68	81.2	6.0	80.60	81.4	8.4	80.19	82.8
02/19/2017 20:00	5.9	80.52	81.1	5.9	80.50	81.0	6.0	80.47	81.4	8.4	80.03	82.7
02/19/2017 20:10	5.9	80.37	81.0	5.9	80.36	80.9	6.0	80.32	81.2	8.4	79.89	82.6
02/19/2017 20:20	5.9	80.27	80.8	5.9	80.26	80.7	6.0	80.20	81.0	8.4	79.76	82.4
02/19/2017 20:30	5.9	80.14	80.7	5.9	80.12	80.6	6.0	80.06	81.0	8.4	79.65	82.3
02/19/2017 20:40	5.9	79.99	80.6	5.9	79.99	80.5	6.0	79.91	80.8	8.4	79.47	82.2
02/19/2017 20:50	5.9	79.88	80.5	5.9	79.88	80.4	6.0	79.79	80.7	8.4	79.35	82.1
02/19/2017 21:00	5.9	79.75	80.4	5.9	79.74	80.3	6.0	79.66	80.6	8.4	79.26	82.0
02/19/2017 21:10	5.9	79.63	80.2	5.9	79.61	80.1	6.0	79.53	80.5	8.4	79.10	81.9
02/19/2017 21:20	5.9	79.50	80.1	5.9	79.49	80.0	6.0	79.42	80.4	8.4	78.97	81.8
02/19/2017 21:30	5.9	79.38	80.0	5.9	79.36	80.0	6.0	79.28	80.3	8.4	78.87	81.7
02/19/2017 21:40	5.9	79.28	79.9	5.9	79.28	79.8	6.0	79.16	80.2	8.4	78.74	81.6
02/19/2017 21:50	5.9	79.14	79.8	5.9	79.12	79.7	6.0	79.06	80.1	8.4	78.62	81.5
02/19/2017 22:00	5.9	79.02	79.6	5.9	78.99	79.6	6.0	78.93	79.9	8.4	78.50	81.4
02/19/2017 22:10	5.9	78.90	79.5	5.9	78.89	79.5	6.0	78.78	79.9	8.4	78.37	81.3
02/19/2017 22:20	5.9	78.78	79.4	5.9	78.76	79.4	6.0	78.69	79.8	8.4	78.24	81.2
02/19/2017 22:30	5.9	78.64	79.3	5.9	78.62	79.3	6.0	78.53	79.7	8.4	78.12	81.1
02/19/2017 22:40	5.9	78.55	79.2	5.9	78.54	79.2	6.0	78.47	79.5	8.4	78.01	81.0
02/19/2017 22:50	5.9	78.46	79.1	5.9	78.45	79.1	6.0	78.38	79.4	8.4	77.91	80.9
02/19/2017 23:00	5.9	78.31	79.1	5.9	78.30	78.9	6.0	78.23	79.3	8.4	77.80	80.8
02/19/2017 23:10	5.9	78.20	78.9	5.9	78.20	78.8	6.0	78.10	79.2	8.4	77.67	80.7
02/19/2017 23:20	5.9	78.06	78.8	5.9	78.05	78.7	6.0	77.98	79.2	8.4	77.52	80.6
02/19/2017 23:30	5.9	77.89	78.6	5.9	77.89	78.6	6.0	77.84	79.1	8.4	77.37	80.5
02/19/2017 23:40	5.9	77.83	78.5	5.9	77.82	78.5	6.0	77.73	78.9	8.4	77.26	80.4
02/19/2017 23:50	5.9	77.71	78.4	5.9	77.70	78.4	6.0	77.64	78.8	8.4	77.18	80.3
02/20/2017 00:00	6.0	77.58	78.3	5.9	77.58	78.3	6.0	77.51	78.7	8.4	77.05	80.2
02/20/2017 00:10	5.9	77.52	78.3	5.9	77.53	78.2	6.0	77.42	78.6	8.4	76.96	80.1
02/20/2017 00:20	5.9	77.46	78.2	5.9	77.45	78.1	6.0	77.36	78.5	8.4	76.87	80.0
02/20/2017 00:30	5.9	77.37	78.0	5.9	77.37	78.0	6.0	77.28	78.4	8.4	76.82	79.9
02/20/2017 00:40	5.9	77.31	78.0	5.9	77.31	78.0	6.0	77.22	78.4	8.4	76.75	79.9
02/20/2017 00:50	5.9	77.22	77.9	5.9	77.22	77.9	6.0	77.14	78.3	8.4	76.72	79.9
02/20/2017 01:00	5.9	77.14	77.8	5.9	77.14	77.8	6.0	77.05	78.3	8.4	76.59	79.7
02/20/2017 01:10	5.9	77.11	77.8	5.9	77.10	77.7	6.0	77.00	78.2	8.4	76.53	79.7
02/20/2017 01:20	5.9	77.02	77.7	5.9	77.00	77.7	6.0	76.92	78.1	8.4	76.48	79.6
02/20/2017 01:30	5.9	76.94	77.7	5.9	76.94	77.6	6.0	76.84	78.1	8.4	76.40	79.5
02/20/2017 01:40	5.9	76.89	77.6	5.9	76.89	77.5	6.0	76.78	78.0	8.4	76.34	79.5
02/20/2017 01:50	5.9	76.85	77.5	5.9	76.86	77.5	6.0	76.75	77.9	8.4	76.33	79.4
02/20/2017 02:00	5.9	76.75	77.5	5.9	76.75	77.5	6.0	76.68	77.9	8.4	76.19	79.4
02/20/2017 02:10	5.9	76.69	77.4	5.9	76.69	77.4	6.0	76.59	77.8	8.4	76.12	79.3

Date/Time	HW1i F	HW1i T	HW1o	HW2i F	HW2i T	HW2o	HW3i F	HW3i T	HW3o	HW4i F	HW4i T	HW4o
02/20/2017 02:20	5.9	76.62	77.3	5.9	76.62	77.3	6.0	76.53	77.8	8.4	76.06	79.2
02/20/2017 02:30	5.9	76.52	77.3	5.9	76.51	77.2	6.0	76.42	77.7	8.4	75.97	79.2
02/20/2017 02:40	5.9	76.44	77.2	5.9	76.43	77.2	6.0	76.34	77.6	8.4	75.86	79.1
02/20/2017 02:50	5.9	76.39	77.1	5.9	76.36	77.1	6.0	76.28	77.6	8.4	75.83	79.0
02/20/2017 03:00	5.9	76.33	77.1	5.9	76.31	77.1	6.0	76.23	77.4	8.4	75.75	79.0
02/20/2017 03:10	5.9	76.24	77.0	5.9	76.23	77.0	6.0	76.14	77.4	8.4	75.69	79.0
02/20/2017 03:20	5.9	76.12	76.9	5.9	76.12	76.9	6.0	76.03	77.4	8.4	75.59	78.8
02/20/2017 03:30	5.9	76.06	76.8	5.9	76.05	76.9	6.0	76.01	77.2	8.4	75.53	78.8
02/20/2017 03:40	5.9	76.03	76.8	5.9	76.03	76.8	6.0	75.93	77.2	8.4	75.46	78.7
02/20/2017 03:50	5.9	75.97	76.8	5.9	75.95	76.7	6.0	75.84	77.2	8.4	75.42	78.7
02/20/2017 04:00	5.9	75.89	76.7	5.9	75.88	76.7	6.0	75.79	77.1	8.4	75.34	78.6
02/20/2017 04:10	5.9	75.82	76.6	5.9	75.81	76.5	6.0	75.72	77.0	8.4	75.27	78.5
02/20/2017 04:20	5.9	75.74	76.5	5.9	75.73	76.5	6.0	75.64	76.9	8.4	75.21	78.5
02/20/2017 04:30	5.9	75.71	76.4	5.9	75.70	76.5	6.0	75.60	76.9	8.4	75.13	78.4
02/20/2017 04:40	5.9	75.63	76.4	5.9	75.63	76.4	6.0	75.52	76.8	8.4	75.13	78.4
02/20/2017 04:50	5.9	75.63	76.4	5.9	75.63	76.3	6.0	75.51	76.8	8.4	75.06	78.3
02/20/2017 05:00	5.9	75.52	76.3	5.9	75.52	76.3	6.0	75.42	76.8	8.4	75.01	78.3
02/20/2017 05:10	5.9	75.47	76.3	5.9	75.47	76.3	6.0	75.35	76.7	8.4	74.92	78.2
02/20/2017 05:20	5.9	75.41	76.2	5.9	75.39	76.2	6.0	75.33	76.6	8.4	74.83	78.2
02/20/2017 05:30	5.9	75.33	76.1	5.9	75.33	76.1	6.0	75.27	76.6	8.4	74.79	78.1
02/20/2017 05:40	5.9	75.32	76.1	5.9	75.32	76.1	6.0	75.22	76.5	8.4	74.72	78.1
02/20/2017 05:50	5.9	75.25	76.0	5.9	75.25	76.0	6.0	75.15	76.5	8.4	74.69	78.0
02/20/2017 06:00	5.9	75.18	75.9	5.9	75.18	75.9	6.0	75.09	76.5	8.3	74.65	77.9
02/20/2017 06:10	5.9	75.08	75.9	5.9	75.08	75.9	6.0	74.99	76.4	8.4	74.53	77.9
02/20/2017 06:20	5.9	75.03	75.8	5.9	75.03	75.8	6.0	74.92	76.3	8.4	74.43	77.8
02/20/2017 06:30	5.9	74.98	75.8	5.9	74.97	75.8	6.0	74.89	76.2	8.4	74.42	77.7
02/20/2017 06:40	5.9	74.89	75.7	5.9	74.88	75.7	6.0	74.82	76.2	8.4	74.33	77.7
02/20/2017 06:50	5.9	74.82	75.7	5.9	74.82	75.6	6.0	74.74	76.1	8.4	74.26	77.6
02/20/2017 07:00	5.9	74.76	75.6	5.9	74.75	75.6	6.0	74.67	76.1	8.4	74.22	77.6
02/20/2017 07:10	5.9	74.72	75.6	5.9	74.72	75.6	6.0	74.63	76.0	8.4	74.18	77.5
02/20/2017 07:20	5.9	74.74	75.5	5.9	74.73	75.5	6.0	74.64	76.0	8.4	74.19	77.5
02/20/2017 07:30	5.9	74.72	75.5	5.9	74.73	75.5	6.0	74.63	76.0	8.4	74.17	77.5
02/20/2017 07:40	5.9	74.81	75.5	5.9	74.81	75.5	6.0	74.69	76.0	8.4	74.28	77.5
02/20/2017 07:50	5.9	74.91	75.6	5.9	74.92	75.5	6.0	74.79	76.0	8.4	74.39	77.5
02/20/2017 08:00	5.9	75.05	75.6	5.9	75.06	75.6	6.0	74.92	76.0	8.4	74.51	77.5
02/20/2017 08:10	5.9	75.25	75.7	5.9	75.25	75.7	6.0	75.09	76.1	8.4	74.69	77.6
02/20/2017 08:20	5.9	75.42	75.9	5.9	75.43	75.8	6.0	75.28	76.2	8.4	74.89	77.6
02/20/2017 08:30	5.9	75.67	76.0	5.9	75.66	76.0	6.0	75.49	76.4	8.4	75.11	77.7
02/20/2017 08:40	5.9	75.89	76.2	5.9	75.88	76.2	6.0	75.72	76.6	8.4	75.35	77.9
02/20/2017 08:50	5.9	76.07	76.4	5.9	76.07	76.4	6.0	75.94	76.7	8.4	75.52	78.0
02/20/2017 09:00	5.9	76.27	76.6	5.9	76.27	76.6	6.0	76.11	76.9	8.4	75.72	78.2
02/20/2017 09:10	5.9	76.47	76.7	5.8	76.48	76.7	5.9	76.33	77.0	8.3	75.93	78.3
02/20/2017 09:20	5.7	77.02	77.0	5.7	77.04	76.9	5.8	76.89	77.2	8.1	76.51	78.5
02/20/2017 09:30	6.0	77.85	77.5	5.9	77.87	77.4	6.0	77.72	77.6	8.4	77.35	78.7
02/20/2017 09:40	6.0	78.89	78.2	6.0	78.90	78.0	6.0	78.75	78.2	8.5	78.40	79.2
02/20/2017 09:50	6.0	79.89	79.1	6.0	79.91	78.8	6.0	79.76	78.9	8.5	79.41	79.8
02/20/2017 10:00	6.0	80.68	80.0	6.0	80.69	79.8	6.0	80.57	79.7	8.5	80.20	80.7
02/20/2017 10:10	6.0	81.29	80.7	6.0	81.30	80.4	6.1	81.18	80.4	8.5	80.83	81.3
02/20/2017 10:20	6.0	81.90	81.2	6.0	81.89	81.0	6.1	81.78	81.0	8.5	81.44	81.8
02/20/2017 10:30	6.0	82.43	81.8	6.0	82.40	81.6	6.1	82.29	81.6	8.5	81.96	82.3
02/20/2017 10:40	6.0	82.89	82.3	6.0	82.84	82.2	6.1	82.73	82.1	8.5	82.41	82.8
02/20/2017 10:50	6.0	83.31	82.7	6.0	83.32	82.4	6.1	83.17	82.5	8.5	82.86	83.2
02/20/2017 11:00	6.0	83.88	83.1	6.0	83.89	83.0	6.1	83.70	82.9	8.5	83.43	83.7
02/20/2017 11:10	6.0	84.43	83.7	6.0	84.44	83.5	6.1	84.24	83.4	8.5	83.99	84.0
02/20/2017 11:20	6.0	84.98	84.1	6.0	84.99	83.9	6.1	84.78	83.9	8.5	84.56	84.5

Date/Time	HW1i F	HW1i T	HW1o	HW2i F	HW2i T	HW2o	HW3i F	HW3i T	HW3o	HW4i F	HW4i T	HW4o
02/20/2017 11:30	6.0	85.53	84.7	6.0	85.54	84.3	6.1	85.33	84.4	8.5	85.12	85.0
02/20/2017 11:40	6.0	85.97	85.2	6.0	85.97	84.9	6.1	85.78	84.9	8.5	85.56	85.4
02/20/2017 11:50	6.0	86.39	85.6	6.0	86.40	85.2	6.1	86.20	85.3	8.5	86.00	85.8
02/20/2017 12:00	6.0	86.90	86.0	6.0	86.89	85.7	6.1	86.68	85.7	8.5	86.50	86.3
02/20/2017 12:10	6.0	87.36	86.5	6.0	87.36	86.3	6.1	87.16	86.1	8.5	86.97	86.6
02/20/2017 12:20	6.0	87.76	86.9	6.0	87.76	86.6	6.1	87.55	86.5	8.5	87.41	87.0
02/20/2017 12:30	6.0	88.24	87.3	6.0	88.23	86.9	6.1	88.02	86.9	8.5	87.89	87.4
02/20/2017 12:40	6.0	88.62	87.7	6.0	88.61	87.6	6.1	88.42	87.3	8.5	88.28	87.8
02/20/2017 12:50	6.0	88.93	88.1	6.0	88.94	87.8	6.1	88.74	87.7	8.5	88.59	88.2
02/20/2017 13:00	6.0	89.24	88.5	6.0	89.24	88.0	6.1	89.05	88.0	8.5	88.92	88.5
02/20/2017 13:10	6.0	89.53	88.8	6.0	89.53	88.4	6.1	89.34	88.3	8.5	89.20	88.8
02/20/2017 13:20	6.0	89.81	89.0	6.0	89.79	88.8	6.1	89.61	88.6	8.5	89.44	89.1
02/20/2017 13:30	6.0	90.11	89.3	6.0	90.09	89.0	6.1	89.94	88.8	8.5	89.77	89.4
02/20/2017 13:40	6.0	90.23	89.5	6.0	90.22	89.2	6.1	90.09	89.1	8.5	89.91	89.6
02/20/2017 13:50	6.0	90.32	89.7	6.0	90.32	89.4	6.1	90.20	89.3	8.5	89.94	89.8
02/20/2017 14:00	6.0	90.38	89.9	6.0	90.38	89.5	6.1	90.24	89.5	8.5	89.99	90.0
02/20/2017 14:10	6.0	90.41	89.9	6.0	90.40	89.5	6.1	90.28	89.6	8.5	90.01	90.2
02/20/2017 14:20	6.0	90.40	90.0	6.0	90.39	89.6	6.1	90.23	89.6	8.5	89.94	90.3
02/20/2017 14:30	6.0	90.42	89.9	6.0	90.41	89.7	6.1	90.24	89.6	8.5	89.97	90.3
02/20/2017 14:40	6.0	90.44	90.0	6.0	90.42	89.7	6.1	90.32	89.7	8.5	90.05	90.4
02/20/2017 14:50	6.0	90.59	90.0	6.0	90.54	89.8	6.1	90.44	89.8	8.5	90.21	90.5
02/20/2017 15:00	6.0	90.66	90.2	6.0	90.66	89.8	6.1	90.53	89.9	8.5	90.30	90.5
02/20/2017 15:10	6.0	90.73	90.3	6.0	90.73	90.0	6.1	90.62	90.0	8.5	90.40	90.6
02/20/2017 15:20	6.0	90.75	90.3	6.0	90.75	90.0	6.1	90.63	90.1	8.5	90.39	90.7
02/20/2017 15:30	6.0	90.67	90.4	6.0	90.65	90.1	6.1	90.55	90.1	8.5	90.32	90.8
02/20/2017 15:40	6.0	90.63	90.3	6.0	90.59	90.0	6.1	90.49	90.0	8.5	90.22	90.8
02/20/2017 15:50	6.0	90.53	90.3	6.0	90.47	90.0	6.1	90.39	90.0	8.5	90.13	90.8
02/20/2017 16:00	6.0	90.47	90.2	6.0	90.42	90.0	6.1	90.33	90.0	8.5	90.07	90.8
02/20/2017 16:10	6.0	90.39	90.2	6.0	90.38	89.9	6.1	90.27	90.0	8.5	89.97	90.8
02/20/2017 16:20	6.0	90.24	90.1	6.0	90.23	89.8	6.1	90.14	89.9	8.5	89.87	90.7
02/20/2017 16:30	6.0	90.20	90.0	6.0	90.13	89.8	6.1	90.06	89.8	8.5	89.79	90.7
02/20/2017 16:40	6.0	90.08	89.9	6.0	90.08	89.8	6.1	89.98	89.8	8.5	89.69	90.7
02/20/2017 16:50	6.0	89.94	89.8	6.0	89.92	89.7	6.1	89.81	89.6	8.5	89.55	90.6
02/20/2017 17:00	6.0	89.82	89.7	6.0	89.77	89.5	6.1	89.67	89.6	8.5	89.41	90.5
02/20/2017 17:10	6.0	89.67	89.6	6.0	89.65	89.4	6.1	89.53	89.5	8.5	89.24	90.4
02/20/2017 17:20	6.0	89.51	89.5	6.0	89.48	89.3	6.1	89.37	89.4	8.5	89.08	90.3
02/20/2017 17:30	6.0	89.36	89.3	6.0	89.33	89.2	6.1	89.23	89.3	8.5	88.91	90.3
02/20/2017 17:40	6.0	89.19	89.2	6.0	89.17	89.1	6.1	89.08	89.1	8.5	88.77	90.2
02/20/2017 17:50	6.0	89.06	89.1	6.0	89.02	88.9	6.1	88.89	89.0	8.5	88.58	90.1
02/20/2017 18:00	6.0	88.89	88.9	6.0	88.86	88.8	6.1	88.77	88.9	8.5	88.44	89.9
02/20/2017 18:10	6.0	88.75	88.8	6.0	88.71	88.7	6.1	88.62	88.8	8.5	88.30	89.9
02/20/2017 18:20	6.0	88.62	88.7	6.0	88.59	88.6	6.1	88.49	88.7	8.5	88.16	89.8
02/20/2017 18:30	6.0	88.46	88.5	6.0	88.45	88.5	6.1	88.35	88.5	8.5	88.00	89.6
02/20/2017 18:40	6.0	88.36	88.4	6.0	88.31	88.2	6.1	88.19	88.4	8.5	87.88	89.5
02/20/2017 18:50	6.0	88.21	88.3	6.0	88.20	88.0	6.1	88.09	88.3	8.5	87.75	89.4
02/20/2017 19:00	6.0	88.06	88.2	6.0	88.03	88.0	6.1	87.94	88.2	8.5	87.60	89.3
02/20/2017 19:10	6.0	87.89	88.0	6.0	87.88	87.9	6.1	87.76	88.1	8.5	87.41	89.2
02/20/2017 19:20	6.0	87.74	87.9	6.0	87.73	87.7	6.1	87.65	87.9	8.5	87.29	89.1
02/20/2017 19:30	6.0	87.59	87.8	6.0	87.55	87.7	6.1	87.46	87.8	8.5	87.12	89.0
02/20/2017 19:40	6.0	87.47	87.6	6.0	87.45	87.5	6.1	87.36	87.7	8.5	86.98	88.8
02/20/2017 19:50	6.0	87.31	87.5	6.0	87.28	87.3	6.1	87.20	87.5	8.5	86.87	88.7
02/20/2017 20:00	6.0	87.22	87.4	6.0	87.19	87.3	6.1	87.08	87.4	8.5	86.72	88.7
02/20/2017 20:10	6.0	87.10	87.3	6.0	87.09	87.1	6.1	87.00	87.3	8.5	86.62	88.5
02/20/2017 20:20	6.0	87.00	87.2	6.0	86.98	87.0	6.1	86.89	87.2	8.5	86.53	88.5
02/20/2017 20:30	6.0	86.93	87.1	6.0	86.91	86.9	6.1	86.83	87.1	8.5	86.46	88.4

Date/Time	HW1i F	HW1i T	HW1o	HW2i F	HW2i T	HW2o	HW3i F	HW3i T	HW3o	HW4i F	HW4i T	HW4o
02/20/2017 20:40	6.0	86.90	87.0	6.0	86.83	86.9	6.1	86.74	87.0	8.5	86.40	88.3
02/20/2017 20:50	6.0	86.80	87.0	6.0	86.78	86.9	6.1	86.65	87.0	8.5	86.31	88.2
02/20/2017 21:00	6.0	86.70	86.9	6.0	86.69	86.8	6.1	86.61	86.9	8.5	86.22	88.2
02/20/2017 21:10	6.0	86.63	86.8	6.0	86.60	86.7	6.1	86.53	86.8	8.5	86.17	88.1
02/20/2017 21:20	6.0	86.53	86.7	6.0	86.53	86.7	6.1	86.43	86.8	8.5	86.10	88.0
02/20/2017 21:30	6.0	86.52	86.7	6.0	86.50	86.5	6.1	86.37	86.7	8.5	86.02	88.0
02/20/2017 21:40	6.0	86.44	86.6	6.0	86.42	86.5	6.1	86.33	86.7	8.5	85.94	87.9
02/20/2017 21:50	6.0	86.42	86.6	6.0	86.42	86.4	6.1	86.33	86.6	8.5	85.92	87.8
02/20/2017 22:00	6.0	86.39	86.5	6.0	86.35	86.4	6.1	86.27	86.6	8.5	85.89	87.8
02/20/2017 22:10	6.0	86.33	86.5	6.0	86.33	86.4	6.1	86.22	86.5	8.5	85.83	87.8
02/20/2017 22:20	6.0	86.31	86.5	6.0	86.29	86.4	6.1	86.19	86.5	8.5	85.80	87.8
02/20/2017 22:30	6.0	86.19	86.4	6.0	86.15	86.3	6.1	86.06	86.5	8.5	85.71	87.7
02/20/2017 22:40	6.0	86.17	86.3	6.0	86.16	86.3	6.1	86.06	86.4	8.5	85.69	87.7
02/20/2017 22:50	6.0	86.17	86.3	6.0	86.17	86.2	6.1	86.05	86.4	8.5	85.70	87.6
02/20/2017 23:00	6.0	86.16	86.3	6.0	86.14	86.2	6.1	86.03	86.4	8.5	85.71	87.6
02/20/2017 23:10	6.0	86.13	86.3	6.0	86.13	86.2	6.1	86.01	86.4	8.5	85.64	87.5
02/20/2017 23:20	6.0	86.13	86.3	6.0	86.12	86.2	6.1	85.96	86.4	8.5	85.63	87.6
02/20/2017 23:30	6.0	86.10	86.3	6.0	86.06	86.1	6.1	85.92	86.3	8.5	85.60	87.5
02/20/2017 23:40	6.0	85.99	86.2	6.0	85.98	86.0	6.1	85.89	86.3	8.5	85.49	87.5
02/20/2017 23:50	6.0	85.92	86.1	6.0	85.92	86.0	6.1	85.83	86.2	8.5	85.42	87.5
02/21/2017 00:00	6.0	85.89	86.1	6.0	85.85	85.9	6.0	85.75	86.2	8.5	85.38	87.4
02/21/2017 00:10	6.0	85.64	86.0	6.0	85.60	85.9	6.1	85.52	86.1	8.5	85.11	87.4
02/21/2017 00:20	6.0	85.43	85.8	6.0	85.42	85.7	6.1	85.33	86.0	8.5	84.92	87.3
02/21/2017 00:30	6.0	85.38	85.7	6.0	85.38	85.6	6.0	85.27	85.8	8.5	84.82	87.1
02/21/2017 00:40	6.0	85.30	85.5	6.0	85.28	85.6	6.1	85.19	85.7	8.5	84.74	87.0
02/21/2017 00:50	6.0	85.12	85.5	6.0	85.08	85.5	6.1	84.99	85.6	8.5	84.56	86.9
02/21/2017 01:00	6.0	84.64	85.3	6.0	84.59	85.2	6.1	84.54	85.4	8.5	84.08	86.8
02/21/2017 01:10	6.0	84.16	84.9	6.0	84.09	84.8	6.1	84.06	85.2	8.5	83.59	86.6
02/21/2017 01:20	6.0	84.03	84.6	6.0	83.99	84.4	6.1	83.92	84.8	8.5	83.49	86.3
02/21/2017 01:30	6.0	83.85	84.4	6.0	83.78	84.3	6.1	83.74	84.6	8.5	83.25	86.1
02/21/2017 01:40	6.0	83.68	84.2	6.0	83.64	84.1	6.0	83.58	84.5	8.5	83.14	85.9
02/21/2017 01:50	6.0	83.64	84.1	6.0	83.63	84.0	6.0	83.53	84.3	8.5	83.11	85.8
02/21/2017 02:00	6.0	83.63	84.0	6.0	83.60	84.0	6.1	83.47	84.2	8.5	83.03	85.7
02/21/2017 02:10	6.0	83.62	83.9	6.0	83.56	83.9	6.1	83.45	84.2	8.5	83.02	85.6
02/21/2017 02:20	6.0	83.63	83.9	6.0	83.59	83.8	6.0	83.45	84.2	8.5	83.02	85.5
02/21/2017 02:30	6.0	83.47	83.9	6.0	83.44	83.8	6.0	83.37	84.1	8.5	82.92	85.5
02/21/2017 02:40	6.0	83.38	83.8	6.0	83.33	83.7	6.0	83.26	84.1	8.5	82.81	85.4
02/21/2017 02:50	6.0	83.26	83.7	6.0	83.22	83.6	6.0	83.17	84.0	8.5	82.72	85.4
02/21/2017 03:00	6.0	83.23	83.6	6.0	83.22	83.5	6.0	83.13	83.9	8.5	82.66	85.3
02/21/2017 03:10	6.0	83.22	83.6	6.0	83.20	83.5	6.1	83.10	83.8	8.5	82.61	85.2
02/21/2017 03:20	6.0	83.17	83.5	6.0	83.14	83.5	6.0	83.03	83.8	8.5	82.56	85.2
02/21/2017 03:30	6.0	83.13	83.5	6.0	83.06	83.4	6.1	83.02	83.7	8.5	82.53	85.1
02/21/2017 03:40	6.0	83.13	83.4	6.0	83.07	83.3	6.0	83.02	83.7	8.5	82.52	85.1
02/21/2017 03:50	6.0	83.13	83.4	6.0	83.12	83.4	6.0	83.02	83.7	8.5	82.61	85.1
02/21/2017 04:00	6.0	83.13	83.4	6.0	83.02	83.4	6.1	83.02	83.7	8.5	82.58	85.0
02/21/2017 04:10	6.0	83.08	83.4	6.0	83.02	83.4	6.0	83.01	83.6	8.5	82.54	85.0
02/21/2017 04:20	6.0	83.10	83.4	6.0	83.03	83.3	6.0	83.01	83.6	8.5	82.58	85.0
02/21/2017 04:30	6.0	83.13	83.4	6.0	83.03	83.4	6.0	83.02	83.6	8.5	82.63	85.0
02/21/2017 04:40	6.0	83.13	83.4	6.0	83.11	83.3	6.0	83.02	83.6	8.5	82.65	84.9
02/21/2017 04:50	6.0	83.13	83.4	6.0	83.11	83.4	6.0	83.02	83.7	8.5	82.63	85.0
02/21/2017 05:00	6.0	83.14	83.4	6.0	83.13	83.4	6.0	83.02	83.7	8.5	82.63	85.0
02/21/2017 05:10	6.0	83.21	83.4	6.0	83.16	83.4	6.0	83.02	83.6	8.5	82.64	84.9
02/21/2017 05:20	6.0	83.13	83.4	6.0	83.13	83.3	6.1	83.02	83.7	8.5	82.63	84.9
02/21/2017 05:30	6.0	83.14	83.4	6.0	83.13	83.4	6.0	83.02	83.6	8.5	82.63	85.0
02/21/2017 05:40	6.0	83.22	83.4	6.0	83.18	83.4	6.1	83.02	83.6	8.5	82.71	85.0

Date/Time	HW1i F	HW1i T	HW1o	HW2i F	HW2i T	HW2o	HW3i F	HW3i T	HW3o	HW4i F	HW4i T	HW4o
02/21/2017 05:50	6.0	83.22	83.5	6.0	83.15	83.5	6.0	83.02	83.7	8.5	82.72	85.0
02/21/2017 06:00	6.0	83.12	83.4	6.0	83.07	83.4	6.0	83.00	83.7	8.5	82.62	85.0
02/21/2017 06:10	6.0	82.94	83.4	6.0	82.91	83.3	6.0	82.84	83.7	8.5	82.47	84.9
02/21/2017 06:20	6.0	82.81	83.2	6.0	82.77	83.2	6.0	82.70	83.6	8.5	82.28	84.8
02/21/2017 06:30	6.0	82.69	83.1	6.0	82.64	83.0	6.0	82.60	83.4	8.5	82.20	84.8
02/21/2017 06:40	6.0	82.58	83.0	6.0	82.55	83.0	6.0	82.49	83.3	8.5	82.09	84.6
02/21/2017 06:50	6.0	82.52	82.9	6.0	82.45	82.9	6.0	82.39	83.3	8.5	81.99	84.6
02/21/2017 07:00	6.0	82.43	82.9	6.0	82.38	82.7	6.0	82.33	83.2	8.5	81.92	84.5
02/21/2017 07:10	6.0	82.35	82.8	6.0	82.33	82.8	6.0	82.31	83.1	8.5	81.83	84.4
02/21/2017 07:20	6.0	82.32	82.8	6.0	82.25	82.7	6.0	82.23	83.0	8.5	81.82	84.4
02/21/2017 07:30	6.0	82.22	82.7	6.0	82.19	82.7	6.0	82.16	83.0	8.5	81.77	84.3
02/21/2017 07:40	6.0	82.16	82.6	6.0	82.13	82.6	6.0	82.12	82.9	8.5	81.69	84.3
02/21/2017 07:50	6.0	82.13	82.6	6.0	82.13	82.5	6.0	82.06	82.9	8.5	81.63	84.3
02/21/2017 08:00	6.0	82.13	82.6	6.0	82.12	82.4	6.0	82.03	82.8	8.5	81.63	84.2
02/21/2017 08:10	6.0	82.13	82.6	6.0	82.07	82.5	6.0	82.03	82.8	8.5	81.63	84.1
02/21/2017 08:20	5.8	82.05	82.6	5.6	82.03	82.4	5.8	81.97	82.8	8.2	81.56	84.1
02/21/2017 08:30	6.1	82.13	82.5	5.6	82.03	82.4	6.1	82.03	82.8	8.5	81.63	84.1
02/21/2017 08:40	6.1	82.12	82.4	5.6	82.03	82.4	6.1	82.03	82.7	8.5	81.62	84.1
02/21/2017 08:50	6.1	82.03	82.4	5.6	81.97	82.4	6.1	81.95	82.7	8.5	81.54	84.1
02/21/2017 09:00	6.1	82.03	82.4	5.6	81.94	82.4	6.1	81.93	82.7	8.5	81.53	84.1
02/21/2017 09:10	6.1	82.03	82.4	5.6	81.93	82.4	6.1	81.92	82.7	8.5	81.52	84.0
02/21/2017 09:20	6.1	82.03	82.4	5.6	81.99	82.4	6.1	81.95	82.6	8.5	81.53	83.9
02/21/2017 09:30	6.1	82.10	82.4	5.6	82.05	82.4	6.1	82.02	82.6	8.5	81.61	84.0
02/21/2017 09:40	6.1	82.13	82.5	5.6	82.12	82.4	6.1	82.03	82.7	8.5	81.64	84.0
02/21/2017 09:50	6.1	82.21	82.5	5.6	82.13	82.5	6.1	82.11	82.8	8.5	81.72	84.1
02/21/2017 10:00	6.1	82.22	82.5	5.6	82.13	82.5	6.1	82.13	82.7	8.5	81.79	84.1
02/21/2017 10:10	6.1	82.31	82.5	5.6	82.22	82.5	6.1	82.21	82.8	8.5	81.83	84.1
02/21/2017 10:20	6.1	82.43	82.6	5.6	82.36	82.6	6.1	82.30	82.8	8.5	81.95	84.1
02/21/2017 10:30	6.1	82.55	82.8	5.6	82.52	82.7	6.1	82.42	82.9	8.5	82.12	84.2
02/21/2017 10:40	6.1	82.70	82.9	5.6	82.64	82.9	6.1	82.56	83.0	8.5	82.25	84.3
02/21/2017 10:50	4.7	82.43	83.1	4.6	82.41	82.9	4.8	82.32	83.1	6.7	82.03	84.4
02/21/2017 11:00	6.1	82.83	83.5	6.0	82.81	83.2	6.1	82.72	83.4	8.5	82.34	84.7
02/21/2017 11:10	5.4	82.89	82.5	5.4	82.85	83.0	5.5	82.73	82.8	7.6	82.41	84.6
02/21/2017 11:20	6.1	82.75	82.2	6.1	82.73	82.9	6.1	82.61	82.8	8.5	82.26	84.6
02/21/2017 11:30	6.1	82.94	82.9	6.1	82.92	83.0	6.1	82.83	83.4	8.5	82.51	84.6
02/21/2017 11:40	6.1	83.01	83.1	6.0	82.96	83.1	6.1	82.87	83.4	8.5	82.52	84.6
02/21/2017 11:50	6.1	83.07	83.2	6.1	83.03	83.2	6.1	82.92	83.5	8.5	82.57	84.7
02/21/2017 12:00	6.1	83.11	83.2	6.0	83.07	83.2	6.2	82.98	83.5	8.5	82.58	84.7
02/21/2017 12:10	6.1	83.04	83.3	6.1	83.02	83.3	6.1	82.92	83.5	8.5	82.52	84.7
02/21/2017 12:20	6.1	83.02	83.3	6.1	83.02	83.2	6.1	82.92	83.5	8.5	82.52	84.7
02/21/2017 12:30	6.1	83.02	83.3	6.0	82.98	83.3	6.2	82.90	83.5	8.5	82.52	84.8
02/21/2017 12:40	6.1	82.92	83.3	6.1	82.92	83.2	6.1	82.82	83.5	8.5	82.43	84.8
02/21/2017 12:50	6.1	82.98	83.2	6.1	82.94	83.2	6.1	82.87	83.5	8.5	82.52	84.7
02/21/2017 13:00	6.1	83.09	83.3	6.1	83.06	83.1	6.1	82.96	83.5	8.5	82.59	84.7
02/21/2017 13:10	4.8	83.19	83.3	4.8	83.19	83.3	4.8	83.00	83.5	6.7	82.74	84.7
02/21/2017 13:20	2.4	82.72	83.4	2.5	82.65	82.7	2.5	82.62	83.3	3.6	82.22	84.1
02/21/2017 13:30	5.5	82.34	82.5	5.8	82.39	82.2	5.8	82.27	80.8	8.3	81.96	83.3
02/21/2017 13:40	6.0	83.59	83.2	6.1	83.60	83.4	6.1	83.44	83.9	8.6	83.22	85.2
02/21/2017 13:50	6.0	83.89	83.7	6.1	83.88	83.6	6.2	83.72	83.9	8.6	83.57	85.0
02/21/2017 14:00	6.0	84.04	84.0	6.1	84.04	83.8	6.1	83.87	84.1	8.6	83.71	85.2
02/21/2017 14:10	5.9	84.20	84.2	6.1	84.19	84.2	6.1	84.02	84.2	8.6	83.83	85.3
02/21/2017 14:20	5.9	84.45	84.3	6.1	84.48	84.3	6.1	84.30	84.4	8.6	84.14	85.5
02/21/2017 14:30	5.9	84.65	84.5	6.1	84.67	84.5	6.1	84.48	84.5	8.6	84.31	85.6
02/21/2017 14:40	5.9	84.73	84.7	6.0	84.74	84.6	6.1	84.56	84.8	8.6	84.39	85.8
02/21/2017 14:50	5.9	84.69	84.8	6.0	84.71	84.7	6.1	84.53	84.9	8.6	84.27	85.9

Date/Time	HW1i F	HW1i T	HW1o	HW2i F	HW2i T	HW2o	HW3i F	HW3i T	HW3o	HW4i F	HW4i T	HW4o
02/21/2017 15:00	5.9	84.60	84.8	6.0	84.60	84.7	6.2	84.47	84.9	8.6	84.13	86.0
02/21/2017 15:10	5.9	84.52	84.8	6.0	84.54	84.7	6.1	84.39	84.9	8.6	84.05	86.0
02/21/2017 15:20	5.9	84.48	84.7	6.1	84.52	84.6	6.1	84.36	84.9	8.6	84.02	86.0
02/21/2017 15:30	5.9	84.43	84.7	6.1	84.47	84.6	6.1	84.33	84.8	8.6	84.02	85.9
02/21/2017 15:40	5.9	84.45	84.7	6.1	84.50	84.6	6.2	84.33	84.8	8.6	84.03	86.0
02/21/2017 15:50	5.9	84.44	84.7	6.1	84.45	84.6	6.1	84.32	84.8	8.6	84.00	85.9
02/21/2017 16:00	5.9	84.50	84.6	6.1	84.50	84.6	6.2	84.35	84.9	8.6	84.05	85.9
02/21/2017 16:10	5.9	84.54	84.7	6.1	84.55	84.6	6.1	84.42	84.8	8.6	84.13	86.0
02/21/2017 16:20	5.9	84.62	84.7	6.1	84.62	84.7	6.1	84.47	84.9	8.6	84.19	86.0
02/21/2017 16:30	5.9	84.64	84.8	6.1	84.65	84.8	6.1	84.52	84.9	8.6	84.22	86.0
02/21/2017 16:40	5.9	84.72	84.8	6.1	84.72	84.7	6.1	84.58	84.9	8.6	84.31	86.1
02/21/2017 16:50	5.9	84.72	84.9	6.1	84.72	84.7	6.1	84.53	85.0	8.6	84.22	86.1
02/21/2017 17:00	5.9	84.72	84.9	6.1	84.72	84.8	6.1	84.53	85.0	8.6	84.22	86.1
02/21/2017 17:10	5.9	84.69	84.9	6.1	84.70	84.8	6.1	84.52	85.0	8.6	84.27	86.2
02/21/2017 17:20	5.9	84.53	84.9	6.1	84.53	84.8	6.1	84.42	85.0	8.6	84.13	86.1
02/21/2017 17:30	5.9	84.46	84.8	6.1	84.48	84.7	6.1	84.34	84.9	8.6	84.04	86.1
02/21/2017 17:40	5.9	84.35	84.7	6.1	84.35	84.6	6.1	84.22	84.8	8.6	83.90	86.0
02/21/2017 17:50	5.9	84.25	84.6	6.1	84.25	84.5	6.1	84.12	84.8	8.6	83.75	86.0
02/21/2017 18:00	5.9	84.08	84.5	6.1	84.09	84.4	6.2	83.97	84.7	8.6	83.60	85.9
02/21/2017 18:10	5.9	83.97	84.3	6.1	83.97	84.3	6.1	83.87	84.6	8.6	83.48	85.8
02/21/2017 18:20	5.9	83.87	84.2	6.1	83.85	84.2	6.1	83.74	84.5	8.6	83.33	85.7
02/21/2017 18:30	5.9	83.73	84.2	6.1	83.72	84.0	6.1	83.60	84.4	8.6	83.21	85.6
02/21/2017 18:40	5.9	83.63	84.0	6.1	83.63	84.0	6.1	83.51	84.2	8.6	83.13	85.6
02/21/2017 18:50	5.9	83.57	83.9	6.1	83.58	83.9	6.1	83.42	84.2	8.6	83.04	85.5
02/21/2017 19:00	5.9	83.39	83.8	6.0	83.39	83.7	6.1	83.28	84.1	8.6	82.90	85.4
02/21/2017 19:10	5.9	83.28	83.8	6.1	83.28	83.7	6.1	83.17	84.0	8.6	82.79	85.3
02/21/2017 19:20	5.9	83.19	83.7	6.1	83.18	83.5	6.1	83.04	83.9	8.6	82.66	85.2
02/21/2017 19:30	5.9	83.09	83.5	6.1	83.08	83.5	6.1	82.98	83.8	8.3	82.53	85.1
02/21/2017 19:40	6.0	83.02	83.4	6.1	82.97	83.4	6.2	82.91	83.7	8.0	82.52	85.0
02/21/2017 19:50	6.0	82.91	83.4	6.1	82.89	83.3	6.2	82.78	83.6	8.0	82.38	84.9
02/21/2017 20:00	6.0	82.79	83.3	6.1	82.75	83.2	6.2	82.67	83.5	8.0	82.23	84.9
02/21/2017 20:10	6.0	82.74	83.2	6.1	82.71	83.1	6.2	82.62	83.4	8.0	82.22	84.8
02/21/2017 20:20	6.0	82.64	83.1	6.1	82.63	83.0	6.2	82.52	83.4	8.0	82.17	84.8
02/21/2017 20:30	6.0	82.56	83.1	6.1	82.53	83.0	6.2	82.46	83.4	8.0	82.07	84.7
02/21/2017 20:40	6.0	82.52	83.0	6.1	82.43	82.9	6.2	82.33	83.3	8.0	81.94	84.7
02/21/2017 20:50	6.0	82.38	82.9	6.1	82.34	82.7	6.2	82.28	83.2	8.0	81.84	84.6
02/21/2017 21:00	6.0	82.26	82.7	6.1	82.24	82.7	6.2	82.16	83.1	8.0	81.75	84.5
02/21/2017 21:10	6.0	82.22	82.7	6.1	82.17	82.6	6.2	82.11	83.0	8.0	81.69	84.5
02/21/2017 21:20	5.9	82.14	82.6	6.1	82.13	82.6	6.2	82.06	82.9	8.0	81.63	84.3
02/21/2017 21:30	5.8	82.13	82.6	6.1	82.13	82.5	6.2	82.04	82.9	8.0	81.63	84.3
02/21/2017 21:40	5.8	82.11	82.6	6.1	82.09	82.5	6.2	82.01	82.8	8.0	81.60	84.3
02/21/2017 21:50	5.8	82.02	82.5	6.1	82.01	82.4	6.2	81.92	82.8	8.0	81.50	84.3
02/21/2017 22:00	5.8	81.93	82.4	6.1	81.90	82.4	6.2	81.83	82.8	8.0	81.42	84.2
02/21/2017 22:10	5.8	81.86	82.4	6.1	81.83	82.3	6.2	81.78	82.7	8.0	81.38	84.1
02/21/2017 22:20	5.8	81.72	82.2	6.1	81.72	82.2	6.2	81.64	82.6	8.0	81.24	84.1
02/21/2017 22:30	5.8	81.56	82.2	6.1	81.56	82.1	6.2	81.47	82.5	8.0	81.08	84.0
02/21/2017 22:40	5.8	81.43	82.1	6.1	81.42	82.0	6.2	81.42	82.4	8.0	81.03	83.9
02/21/2017 22:50	5.8	81.42	82.0	6.1	81.42	81.9	6.2	81.33	82.3	8.0	80.95	83.8
02/21/2017 23:00	5.8	81.33	82.0	6.1	81.32	81.9	6.2	81.23	82.3	8.0	80.83	83.7
02/21/2017 23:10	5.8	81.33	81.9	6.1	81.33	81.8	6.2	81.23	82.2	8.0	80.83	83.6
02/21/2017 23:20	5.8	81.25	81.9	6.1	81.24	81.8	6.2	81.22	82.2	8.0	80.75	83.6
02/21/2017 23:30	5.8	81.23	81.8	6.1	81.22	81.7	6.2	81.21	82.1	8.0	80.73	83.5
02/21/2017 23:40	5.8	81.14	81.8	6.1	81.13	81.6	6.2	81.09	82.0	8.0	80.60	83.5
02/21/2017 23:50	5.8	81.11	81.7	6.1	81.09	81.5	6.2	81.02	82.0	8.0	80.52	83.5
02/22/2017 00:00	5.8	81.03	81.6	6.1	81.03	81.5	6.2	80.94	81.9	8.0	80.46	83.4

Date/Time	HW1i F	HW1i T	HW1o	HW2i F	HW2i T	HW2o	HW3i F	HW3i T	HW3o	HW4i F	HW4i T	HW4o
02/22/2017 00:10	5.8	81.02	81.6	6.1	81.02	81.5	6.2	80.93	81.8	8.0	80.43	83.4
02/22/2017 00:20	5.8	80.97	81.6	6.1	80.97	81.5	6.2	80.92	81.8	8.0	80.42	83.3
02/22/2017 00:30	5.8	80.94	81.5	6.1	80.93	81.4	6.2	80.92	81.8	8.0	80.42	83.3
02/22/2017 00:40	5.8	80.92	81.5	6.1	80.92	81.4	6.2	80.89	81.8	8.0	80.36	83.3
02/22/2017 00:50	5.8	80.82	81.4	6.1	80.84	81.4	6.2	80.78	81.7	8.0	80.27	83.2
02/22/2017 01:00	5.8	80.70	81.4	6.1	80.70	81.3	6.2	80.62	81.7	8.0	80.12	83.2
02/22/2017 01:10	5.8	80.57	81.3	6.1	80.57	81.2	6.2	80.52	81.6	8.0	80.02	83.1
02/22/2017 01:20	5.8	80.52	81.2	6.1	80.51	81.1	6.2	80.44	81.5	8.0	79.95	83.0
02/22/2017 01:30	5.8	80.37	81.1	6.1	80.37	81.0	6.2	80.34	81.4	8.0	79.84	82.9
02/22/2017 01:40	5.8	80.31	81.0	6.1	80.30	80.9	6.2	80.22	81.3	8.0	79.72	82.9
02/22/2017 01:50	5.8	80.20	80.9	6.1	80.20	80.8	6.2	80.18	81.2	8.0	79.67	82.8
02/22/2017 02:00	5.8	79.97	80.8	6.1	79.95	80.7	6.2	79.90	81.2	8.0	79.36	82.7
02/22/2017 02:10	5.8	79.96	80.6	6.1	79.97	80.6	6.2	79.88	81.0	8.0	79.36	82.6
02/22/2017 02:20	5.8	79.87	80.5	6.1	79.87	80.5	6.2	79.80	80.9	8.0	79.29	82.5
02/22/2017 02:30	5.8	79.55	80.4	6.1	79.53	80.4	6.2	79.49	80.8	8.0	78.94	82.4
02/22/2017 02:40	5.8	79.40	80.2	6.1	79.39	80.1	6.2	79.36	80.6	8.0	78.81	82.3
02/22/2017 02:50	5.8	79.30	80.1	6.1	79.31	80.0	6.2	79.23	80.5	8.0	78.69	82.1
02/22/2017 03:00	5.8	79.15	80.0	6.1	79.14	79.9	6.2	79.10	80.4	8.0	78.54	82.0
02/22/2017 03:10	5.7	79.03	79.8	6.1	79.03	79.8	6.2	78.96	80.3	8.0	78.44	81.9
02/22/2017 03:20	5.7	78.99	79.8	6.1	78.99	79.8	6.2	78.91	80.2	8.0	78.40	81.8
02/22/2017 03:30	5.8	78.92	79.7	6.1	78.92	79.7	6.2	78.79	80.1	8.0	78.28	81.7
02/22/2017 03:40	5.7	78.92	79.6	6.1	78.92	79.6	6.2	78.82	80.0	8.0	78.32	81.6
02/22/2017 03:50	5.7	78.90	79.6	6.1	78.88	79.5	6.2	78.77	80.0	8.0	78.31	81.6
02/22/2017 04:00	5.6	78.84	79.6	6.1	78.83	79.5	6.2	78.73	80.0	8.0	78.26	81.5
02/22/2017 04:10	5.6	78.72	79.5	6.1	78.72	79.4	6.2	78.66	79.8	8.0	78.22	81.5
02/22/2017 04:20	5.6	78.67	79.4	6.1	78.64	79.4	6.2	78.59	79.8	8.0	78.13	81.4
02/22/2017 04:30	5.6	78.54	79.4	6.1	78.55	79.3	6.2	78.47	79.7	8.0	78.03	81.4
02/22/2017 04:40	5.6	78.53	79.3	6.1	78.53	79.2	6.2	78.42	79.7	8.0	77.93	81.3
02/22/2017 04:50	5.6	78.43	79.3	6.1	78.43	79.2	6.2	78.33	79.6	8.0	77.84	81.3
02/22/2017 05:00	5.6	78.40	79.2	6.1	78.41	79.1	6.2	78.32	79.6	8.0	77.83	81.2
02/22/2017 05:10	5.6	78.33	79.1	6.1	78.33	79.0	6.2	78.24	79.6	8.0	77.76	81.2
02/22/2017 05:20	5.6	78.29	79.1	6.1	78.30	79.1	6.2	78.20	79.5	8.0	77.71	81.1
02/22/2017 05:30	5.6	78.20	79.0	6.1	78.21	78.9	6.2	78.09	79.4	8.0	77.60	81.0
02/22/2017 05:40	5.6	78.07	78.9	6.1	78.06	78.8	6.2	77.99	79.4	8.0	77.48	81.0
02/22/2017 05:50	5.6	78.00	78.9	6.1	78.00	78.7	6.2	77.94	79.2	8.0	77.42	80.9
02/22/2017 06:00	5.6	77.91	78.8	6.1	77.92	78.8	6.2	77.84	79.2	8.0	77.31	80.8
02/22/2017 06:10	5.6	77.83	78.7	6.1	77.83	78.6	6.2	77.77	79.1	8.0	77.23	80.7
02/22/2017 06:20	5.6	77.83	78.6	6.1	77.84	78.5	6.2	77.79	79.1	8.0	77.23	80.7
02/22/2017 06:30	5.7	77.83	78.6	6.1	77.83	78.5	6.2	77.72	79.0	8.0	77.22	80.6
02/22/2017 06:40	5.7	77.83	78.6	6.1	77.83	78.5	6.2	77.72	79.0	8.0	77.22	80.6
02/22/2017 06:50	5.7	77.75	78.5	6.1	77.75	78.5	6.2	77.68	78.9	8.0	77.13	80.5
02/22/2017 07:00	5.7	77.69	78.5	6.1	77.69	78.4	6.2	77.63	78.9	8.0	77.08	80.6
02/22/2017 07:10	5.7	77.71	78.5	6.1	77.72	78.4	6.2	77.64	78.9	8.0	77.11	80.5
02/22/2017 07:20	5.7	77.72	78.5	6.1	77.72	78.4	6.2	77.66	78.9	8.0	77.12	80.5
02/22/2017 07:30	5.7	77.70	78.4	6.1	77.71	78.4	6.2	77.65	78.8	8.0	77.10	80.5
02/22/2017 07:40	5.7	77.73	78.4	6.1	77.75	78.4	6.2	77.71	78.8	8.0	77.14	80.4
02/22/2017 07:50	5.7	77.82	78.5	6.1	77.83	78.4	6.2	77.74	78.9	8.0	77.22	80.4
02/22/2017 08:00	5.7	77.83	78.5	6.1	77.83	78.5	6.2	77.74	78.9	8.0	77.22	80.5
02/22/2017 08:10	5.7	77.83	78.5	6.1	77.83	78.5	6.2	77.72	78.9	8.0	77.22	80.5
02/22/2017 08:20	5.7	77.83	78.6	6.1	77.83	78.5	6.2	77.78	78.9	8.0	77.25	80.4
02/22/2017 08:30	5.7	77.90	78.6	6.1	77.90	78.4	6.2	77.81	78.9	8.0	77.31	80.5
02/22/2017 08:40	5.7	77.99	78.6	6.1	78.00	78.5	6.2	77.91	79.0	8.0	77.41	80.5
02/22/2017 08:50	5.7	78.09	78.6	6.1	78.11	78.6	6.2	78.01	79.0	8.0	77.52	80.5
02/22/2017 09:00	5.7	78.17	78.7	6.1	78.19	78.7	6.2	78.03	79.1	8.0	77.55	80.6
02/22/2017 09:10	5.7	78.22	78.8	6.1	78.23	78.8	6.2	78.13	79.1	8.0	77.64	80.6

Date/Time	HW1i F	HW1i T	HW1o	HW2i F	HW2i T	HW2o	HW3i F	HW3i T	HW3o	HW4i F	HW4i T	HW4o
02/22/2017 09:20	5.7	78.32	78.8	6.0	78.32	78.8	6.2	78.22	79.2	8.0	77.73	80.7
02/22/2017 09:30	5.7	78.38	78.9	6.0	78.40	78.9	6.2	78.30	79.3	8.0	77.81	80.7
02/22/2017 09:40	5.7	78.46	79.0	6.0	78.46	79.0	6.2	78.37	79.3	8.0	77.87	80.8
02/22/2017 09:50	5.7	78.53	79.0	6.0	78.53	79.0	6.2	78.42	79.3	8.0	77.93	80.8
02/22/2017 10:00	5.7	78.54	79.0	6.0	78.55	79.0	6.2	78.46	79.4	8.0	78.00	80.9
02/22/2017 10:10	5.7	78.53	79.2	6.0	78.53	79.1	6.2	78.43	79.5	8.0	77.94	80.9
02/22/2017 10:20	5.7	78.62	79.1	6.0	78.61	79.1	6.2	78.53	79.5	8.0	78.06	81.0
02/22/2017 10:30	5.7	78.74	79.2	6.0	78.76	79.1	6.2	78.67	79.5	8.0	78.20	81.0
02/22/2017 10:40	5.7	78.83	79.4	6.0	78.82	79.3	6.2	78.72	79.7	8.0	78.23	81.1
02/22/2017 10:50	5.7	78.87	79.4	6.0	78.84	79.3	6.2	78.73	79.7	8.0	78.25	81.1
02/22/2017 11:00	5.7	78.92	79.4	6.0	78.89	79.3	6.2	78.76	79.7	8.0	78.31	81.2
02/22/2017 11:10	5.7	78.92	79.4	6.0	78.92	79.4	6.2	78.82	79.8	8.0	78.33	81.2
02/22/2017 11:20	5.7	78.99	79.5	6.0	78.99	79.4	6.2	78.90	79.8	8.0	78.42	81.2
02/22/2017 11:30	5.7	79.12	79.6	6.1	79.11	79.5	6.2	79.03	79.8	8.0	78.55	81.3
02/22/2017 11:40	5.7	79.18	79.6	6.1	79.18	79.6	6.2	79.08	79.9	8.1	78.60	81.4
02/22/2017 11:50	5.7	79.30	79.7	6.0	79.30	79.6	6.2	79.19	80.0	8.0	78.75	81.4
02/22/2017 12:00	5.7	79.48	79.9	6.0	79.49	79.7	6.1	79.39	80.1	8.0	78.94	81.5
02/22/2017 12:10	5.7	79.59	80.0	6.0	79.59	79.9	6.2	79.51	80.2	8.0	79.03	81.5
02/22/2017 12:20	5.7	79.66	80.1	6.0	79.66	80.0	6.2	79.57	80.3	8.0	79.13	81.6
02/22/2017 12:30	5.7	79.86	80.2	6.0	79.88	80.0	6.2	79.75	80.4	8.0	79.34	81.7
02/22/2017 12:40	5.7	80.12	80.3	6.0	80.11	80.1	6.2	80.04	80.5	8.0	79.60	81.8
02/22/2017 12:50	5.7	80.36	80.5	6.0	80.33	80.4	6.2	80.26	80.7	8.0	79.86	82.0
02/22/2017 13:00	5.7	80.58	80.7	6.0	80.57	80.6	6.1	80.44	80.9	8.0	80.09	82.1
02/22/2017 13:10	5.7	80.89	81.0	6.0	80.90	80.9	6.1	80.78	81.1	8.0	80.45	82.3
02/22/2017 13:20	5.7	81.20	81.2	6.0	81.19	81.2	6.2	81.07	81.3	8.0	80.80	82.5
02/22/2017 13:30	5.7	81.53	81.5	6.0	81.53	81.4	6.2	81.40	81.6	8.0	81.14	82.7
02/22/2017 13:40	5.7	81.77	81.8	6.0	81.78	81.6	6.1	81.63	81.8	8.0	81.39	83.0
02/22/2017 13:50	5.7	82.00	82.0	6.0	81.98	81.9	6.2	81.87	82.1	8.0	81.64	83.2
02/22/2017 14:00	5.7	82.38	82.3	6.0	82.35	82.2	6.2	82.22	82.3	8.0	82.04	83.4
02/22/2017 14:10	5.7	82.61	82.6	6.0	82.59	82.5	6.1	82.44	82.6	8.0	82.28	83.6
02/22/2017 14:20	5.7	82.93	82.8	6.0	82.90	82.7	6.1	82.74	82.8	8.0	82.64	83.8
02/22/2017 14:30	5.7	83.25	83.1	6.0	83.25	82.8	6.2	83.04	83.1	8.0	82.95	84.1
02/22/2017 14:40	5.7	83.41	83.3	6.0	83.40	83.1	6.1	83.21	83.3	8.0	83.03	84.3
02/22/2017 14:50	5.7	83.50	83.5	6.0	83.48	83.3	6.1	83.31	83.5	8.0	83.06	84.6
02/22/2017 15:00	5.7	83.62	83.7	6.0	83.61	83.5	6.2	83.43	83.7	8.0	83.19	84.7
02/22/2017 15:10	5.7	83.73	83.8	6.0	83.69	83.5	6.1	83.52	83.7	8.0	83.27	84.8
02/22/2017 15:20	5.7	83.98	83.9	6.0	83.97	83.8	6.2	83.81	83.9	8.0	83.61	85.0
02/22/2017 15:30	5.7	84.29	84.1	6.0	84.29	84.0	6.1	84.11	84.1	8.0	84.06	85.1
02/22/2017 15:40	5.7	84.72	84.4	6.0	84.73	84.4	6.1	84.52	84.4	8.0	84.55	85.3
02/22/2017 15:50	5.7	84.99	84.8	6.0	84.99	84.7	6.1	84.79	84.8	8.0	84.82	85.5
02/22/2017 16:00	5.7	85.11	85.1	6.0	85.08	84.9	6.2	84.92	84.9	8.0	84.83	85.8
02/22/2017 16:10	5.7	85.25	85.2	6.0	85.22	85.0	6.2	85.07	85.1	8.0	84.88	86.0
02/22/2017 16:20	5.7	85.33	85.3	6.0	85.32	85.1	6.2	85.17	85.2	8.0	85.00	86.1
02/22/2017 16:30	5.7	85.42	85.4	6.0	85.40	85.1	6.2	85.22	85.4	8.0	85.01	86.3
02/22/2017 16:40	5.7	85.42	85.5	6.0	85.42	85.2	6.2	85.23	85.5	8.0	85.02	86.4
02/22/2017 16:50	5.7	85.42	85.5	6.0	85.42	85.3	6.2	85.25	85.5	8.0	85.02	86.5
02/22/2017 17:00	5.7	85.46	85.6	6.0	85.47	85.3	6.1	85.32	85.6	8.0	85.08	86.5
02/22/2017 17:10	5.7	85.59	85.6	6.0	85.60	85.4	6.2	85.47	85.7	8.0	85.26	86.6
02/22/2017 17:20	5.7	85.70	85.7	6.0	85.69	85.5	6.2	85.53	85.7	8.0	85.41	86.7
02/22/2017 17:30	5.7	85.73	85.8	6.0	85.72	85.7	6.2	85.61	85.8	8.0	85.42	86.7
02/22/2017 17:40	5.7	85.81	85.8	6.0	85.73	85.6	6.2	85.63	85.9	8.0	85.51	86.8
02/22/2017 17:50	5.7	85.77	85.9	6.0	85.72	85.7	6.2	85.62	85.9	8.0	85.42	86.9
02/22/2017 18:00	5.7	85.67	85.8	6.0	85.66	85.7	6.2	85.53	85.9	8.0	85.27	86.9
02/22/2017 18:10	5.7	85.48	85.8	6.0	85.48	85.7	6.2	85.37	85.9	8.0	85.07	86.9
02/22/2017 18:20	5.7	85.47	85.7	6.0	85.45	85.6	6.2	85.33	85.8	8.0	85.03	86.9

Date/Time	HW1i F	HW1i T	HW1o	HW2i F	HW2i T	HW2o	HW3i F	HW3i T	HW3o	HW4i F	HW4i T	HW4o
02/22/2017 18:30	5.7	85.39	85.7	6.0	85.39	85.5	6.1	85.27	85.7	8.0	84.92	86.7
02/22/2017 18:40	5.7	85.25	85.6	6.0	85.23	85.4	6.2	85.14	85.7	8.0	84.76	86.8
02/22/2017 18:50	5.7	85.13	85.5	6.0	85.10	85.4	6.2	85.01	85.6	8.0	84.67	86.7
02/22/2017 19:00	5.7	85.02	85.4	6.0	85.02	85.2	6.2	84.89	85.5	8.0	84.52	86.7
02/22/2017 19:10	5.7	84.97	85.3	6.0	84.95	85.1	6.2	84.83	85.4	8.0	84.48	86.6
02/22/2017 19:20	5.7	84.95	85.2	6.0	84.94	85.1	6.2	84.83	85.3	8.0	84.45	86.5
02/22/2017 19:30	5.7	84.89	85.2	6.0	84.90	85.1	6.2	84.80	85.3	8.0	84.39	86.5
02/22/2017 19:40	5.7	84.80	85.1	6.0	84.80	84.9	6.2	84.72	85.3	8.0	84.32	86.5
02/22/2017 19:50	5.7	84.72	85.0	6.0	84.72	84.9	6.2	84.62	85.2	8.0	84.22	86.4
02/22/2017 20:00	5.7	84.66	85.0	6.0	84.66	84.8	6.2	84.53	85.1	8.0	84.14	86.3
02/22/2017 20:10	5.7	84.53	84.9	6.0	84.54	84.8	6.2	84.44	85.1	8.0	84.03	86.3
02/22/2017 20:20	5.7	84.42	84.8	6.0	84.42	84.6	6.2	84.33	85.0	8.0	83.94	86.2
02/22/2017 20:30	5.7	84.34	84.7	6.0	84.33	84.6	6.2	84.20	84.9	8.0	83.83	86.2
02/22/2017 20:40	5.7	84.25	84.6	6.0	84.24	84.5	6.2	84.12	84.8	8.0	83.71	86.1
02/22/2017 20:50	5.7	84.11	84.5	6.0	84.09	84.5	6.2	84.00	84.7	8.0	83.60	86.0
02/22/2017 21:00	5.7	83.96	84.5	6.0	83.95	84.3	6.2	83.87	84.6	8.0	83.45	85.9
02/22/2017 21:10	5.7	83.86	84.3	6.0	83.85	84.1	6.2	83.75	84.6	8.0	83.31	85.8
02/22/2017 21:20	5.7	83.67	84.2	6.0	83.63	84.1	6.2	83.55	84.4	8.0	83.14	85.7
02/22/2017 21:30	5.7	83.58	84.0	6.0	83.56	83.9	6.1	83.44	84.3	8.0	82.99	85.6
02/22/2017 21:40	5.7	83.47	83.9	6.0	83.45	83.8	6.2	83.37	84.2	8.0	82.93	85.5
02/22/2017 21:50	5.7	83.38	83.8	6.0	83.38	83.7	6.2	83.27	84.1	8.0	82.85	85.4
02/22/2017 22:00	5.7	83.25	83.8	6.0	83.25	83.6	6.1	83.14	84.0	8.0	82.72	85.3
02/22/2017 22:10	5.7	83.17	83.7	6.0	83.14	83.6	6.2	83.03	83.9	8.0	82.58	85.3
02/22/2017 22:20	5.7	83.01	83.5	6.0	82.98	83.4	6.2	82.93	83.8	8.0	82.50	85.2
02/22/2017 22:30	5.7	82.91	83.4	6.0	82.89	83.3	6.2	82.80	83.6	8.0	82.36	85.1
02/22/2017 22:40	5.7	82.80	83.3	6.0	82.74	83.2	6.1	82.70	83.6	8.0	82.23	85.0
02/22/2017 22:50	5.7	82.64	83.2	6.0	82.61	83.1	6.2	82.55	83.5	8.0	82.12	84.9
02/22/2017 23:00	5.7	82.52	83.1	6.0	82.46	83.1	6.2	82.40	83.3	8.0	81.95	84.8
02/22/2017 23:10	5.7	82.39	83.0	6.0	82.35	82.8	6.2	82.31	83.2	8.0	81.84	84.7
02/22/2017 23:20	5.7	82.25	82.9	6.0	82.20	82.7	6.2	82.17	83.2	8.0	81.71	84.6
02/22/2017 23:30	5.7	82.13	82.7	6.0	82.11	82.6	6.2	82.06	83.0	8.0	81.59	84.5
02/22/2017 23:40	5.7	82.03	82.6	6.0	81.97	82.5	6.1	81.95	82.9	8.0	81.44	84.4
02/22/2017 23:50	5.7	81.87	82.5	6.0	81.83	82.4	6.2	81.81	82.8	8.0	81.35	84.3
02/23/2017 00:00	5.7	81.76	82.4	6.0	81.74	82.3	6.2	81.69	82.7	8.0	81.21	84.2
02/23/2017 00:10	5.7	81.67	82.3	6.0	81.64	82.2	6.2	81.62	82.6	8.0	81.13	84.1
02/23/2017 00:20	5.7	81.54	82.2	6.0	81.51	82.1	6.2	81.49	82.5	8.0	81.04	84.0
02/23/2017 00:30	5.7	81.42	82.1	6.0	81.42	82.0	6.2	81.39	82.4	8.0	80.91	83.9
02/23/2017 00:40	5.7	81.36	82.1	6.0	81.33	81.9	6.2	81.28	82.3	8.0	80.79	83.8
02/23/2017 00:50	5.7	81.25	81.9	6.0	81.24	81.8	6.2	81.20	82.2	8.0	80.71	83.7
02/23/2017 01:00	5.7	81.17	81.8	6.0	81.14	81.7	6.2	81.11	82.2	8.0	80.60	83.7
02/23/2017 01:10	5.7	81.12	81.8	6.0	81.11	81.7	6.2	81.04	82.1	8.0	80.53	83.6
02/23/2017 01:20	5.7	81.03	81.7	6.0	81.04	81.6	6.2	80.97	82.0	8.0	80.45	83.5
02/23/2017 01:30	5.7	81.03	81.6	6.0	81.02	81.5	6.2	80.92	81.9	8.0	80.42	83.4
02/23/2017 01:40	5.7	80.94	81.6	6.0	80.93	81.5	6.2	80.90	81.9	8.0	80.37	83.3
02/23/2017 01:50	5.7	80.90	81.5	6.0	80.90	81.4	6.2	80.86	81.8	8.0	80.33	83.3
02/23/2017 02:00	5.7	80.84	81.4	6.0	80.84	81.3	6.2	80.79	81.8	8.0	80.28	83.2
02/23/2017 02:10	5.7	80.80	81.4	6.0	80.79	81.3	6.2	80.73	81.7	8.0	80.22	83.3
02/23/2017 02:20	5.7	80.75	81.4	6.0	80.74	81.3	6.2	80.72	81.7	8.0	80.22	83.2
02/23/2017 02:30	5.7	80.74	81.4	6.0	80.74	81.3	6.2	80.70	81.7	8.0	80.21	83.1
02/23/2017 02:40	5.7	80.71	81.3	6.0	80.71	81.3	6.2	80.63	81.6	8.0	80.13	83.1
02/23/2017 02:50	5.7	80.61	81.3	6.0	80.60	81.2	6.2	80.52	81.5	8.0	80.05	83.0
02/23/2017 03:00	5.7	80.31	81.2	6.0	80.30	81.1	6.1	80.24	81.5	8.0	79.75	82.9
02/23/2017 03:10	5.7	80.16	81.0	6.0	80.15	80.9	6.2	80.11	81.3	8.0	79.61	82.8
02/23/2017 03:20	5.7	79.95	80.8	6.0	79.96	80.8	6.1	79.89	81.2	8.0	79.37	82.7
02/23/2017 03:30	5.7	79.85	80.7	6.0	79.86	80.5	6.2	79.79	81.0	8.0	79.31	82.6

Date/Time	HW1i F	HW1i T	HW1o	HW2i F	HW2i T	HW2o	HW3i F	HW3i T	HW3o	HW4i F	HW4i T	HW4o
02/23/2017 03:40	5.7	79.78	80.5	6.0	79.78	80.4	6.1	79.69	80.9	8.0	79.24	82.4
02/23/2017 03:50	5.7	79.61	80.4	6.0	79.61	80.4	6.2	79.53	80.8	8.0	79.07	82.4
02/23/2017 04:00	5.7	79.54	80.3	6.0	79.53	80.3	6.2	79.47	80.7	8.0	78.99	82.2
02/23/2017 04:10	5.7	79.48	80.3	6.0	79.47	80.1	6.2	79.42	80.6	8.0	78.93	82.2
02/23/2017 04:20	5.7	79.43	80.2	6.0	79.41	80.1	6.2	79.34	80.6	8.0	78.88	82.1
02/23/2017 04:30	5.7	79.33	80.1	6.0	79.33	80.0	6.1	79.23	80.5	8.0	78.77	82.0
02/23/2017 04:40	5.7	79.24	80.0	6.0	79.23	79.9	6.2	79.13	80.4	8.0	78.64	82.0
02/23/2017 04:50	5.7	79.16	79.9	6.0	79.14	79.8	6.1	79.11	80.3	8.0	78.63	81.9
02/23/2017 05:00	5.7	79.07	79.9	6.0	79.05	79.8	6.2	79.00	80.2	8.0	78.53	81.8
02/23/2017 05:10	5.7	78.96	79.8	6.0	78.96	79.8	6.2	78.91	80.2	8.0	78.42	81.8
02/23/2017 05:20	5.7	78.92	79.7	6.0	78.88	79.7	6.1	78.81	80.1	8.0	78.34	81.7
02/23/2017 05:30	5.7	78.88	79.6	6.0	78.84	79.6	6.2	78.75	80.0	8.0	78.29	81.6
02/23/2017 05:40	5.7	78.81	79.5	6.0	78.80	79.5	6.1	78.72	80.0	8.0	78.22	81.5
02/23/2017 05:50	5.7	78.76	79.6	6.0	78.74	79.4	6.2	78.66	79.9	8.0	78.22	81.5
02/23/2017 06:00	5.7	78.72	79.4	6.0	78.72	79.4	6.2	78.62	79.9	8.0	78.22	81.5
02/23/2017 06:10	5.7	78.66	79.4	6.0	78.65	79.4	6.2	78.55	79.9	8.0	78.15	81.4
02/23/2017 06:20	5.7	78.68	79.4	6.0	78.66	79.4	6.2	78.58	79.8	8.0	78.16	81.4
02/23/2017 06:30	5.7	78.58	79.4	6.0	78.58	79.3	6.2	78.49	79.7	8.0	78.05	81.3
02/23/2017 06:40	5.7	78.46	79.3	6.0	78.46	79.2	6.2	78.38	79.7	8.0	77.89	81.3
02/23/2017 06:50	5.7	78.49	79.1	6.0	78.45	79.1	6.2	78.42	79.6	8.0	77.92	81.2
02/23/2017 07:00	5.7	78.46	79.2	6.0	78.43	79.1	6.2	78.39	79.6	8.0	77.91	81.2
02/23/2017 07:10	5.7	78.41	79.1	6.0	78.40	79.1	6.2	78.33	79.6	8.0	77.84	81.1
02/23/2017 07:20	5.7	78.39	79.1	6.0	78.36	79.0	6.2	78.29	79.4	8.0	77.83	81.1
02/23/2017 07:30	5.7	78.44	79.1	6.0	78.43	79.0	6.1	78.33	79.5	8.0	77.92	81.1
02/23/2017 07:40	5.7	78.53	79.1	6.0	78.52	79.1	6.2	78.42	79.5	8.0	77.98	81.0
02/23/2017 07:50	5.7	78.63	79.2	6.0	78.59	79.2	6.2	78.48	79.6	8.0	78.07	81.1
02/23/2017 08:00	5.7	78.75	79.3	6.0	78.74	79.2	6.2	78.64	79.6	8.0	78.22	81.2
02/23/2017 08:10	5.7	78.89	79.3	6.0	78.85	79.3	6.1	78.72	79.7	8.0	78.31	81.2
02/23/2017 08:20	5.7	78.92	79.5	6.0	78.91	79.4	6.1	78.79	79.8	8.0	78.38	81.2
02/23/2017 08:30	5.7	79.01	79.6	6.0	79.00	79.5	6.1	78.90	79.8	8.0	78.50	81.2
02/23/2017 08:40	5.7	79.02	79.6	6.0	78.99	79.6	6.1	78.91	79.9	8.0	78.43	81.3
02/23/2017 08:50	5.7	79.18	79.7	6.0	79.15	79.6	6.2	79.00	79.9	8.0	78.60	81.4
02/23/2017 09:00	5.7	79.47	79.8	6.0	79.42	79.7	6.1	79.20	80.1	8.0	78.90	81.5
02/23/2017 09:10	5.7	79.80	80.0	6.0	79.73	79.9	6.2	79.49	80.3	8.0	79.22	81.6
02/23/2017 09:20	5.7	80.10	80.2	6.0	80.06	80.1	6.1	79.81	80.5	8.0	79.51	81.7
02/23/2017 09:30	5.7	80.38	80.4	6.0	80.33	80.4	6.1	80.12	80.6	8.0	79.84	81.9
02/23/2017 09:40	5.7	80.75	80.8	6.0	80.68	80.7	6.1	80.43	80.9	8.0	80.18	82.1
02/23/2017 09:50	5.7	81.06	81.0	6.0	81.00	80.9	6.1	80.77	81.2	8.0	80.51	82.3
02/23/2017 10:00	5.7	81.33	81.3	6.0	81.27	81.1	6.1	81.00	81.4	8.0	80.77	82.6
02/23/2017 10:10	5.7	81.60	81.6	6.0	81.54	81.4	6.1	81.29	81.7	8.0	81.07	82.8
02/23/2017 10:20	5.7	81.97	81.8	6.0	81.89	81.7	6.1	81.67	81.9	8.0	81.46	83.0
02/23/2017 10:30	5.7	82.28	82.1	6.0	82.20	81.8	6.1	81.98	82.1	8.0	81.79	83.2
02/23/2017 10:40	5.7	82.55	82.4	6.0	82.51	82.1	6.1	82.29	82.5	8.0	82.11	83.5
02/23/2017 10:50	5.7	82.88	82.7	6.0	82.83	82.4	6.2	82.58	82.7	8.0	82.42	83.7
02/23/2017 11:00	5.7	83.15	83.0	6.0	83.11	82.8	6.2	82.86	83.0	8.0	82.71	84.0
02/23/2017 11:10	5.7	83.28	83.3	6.0	83.28	83.1	6.2	83.05	83.3	8.0	82.82	84.2
02/23/2017 11:20	5.7	83.62	83.4	6.0	83.61	83.2	6.2	83.37	83.5	8.0	83.20	84.4
02/23/2017 11:30	5.7	84.01	83.7	6.0	84.00	83.4	6.1	83.76	83.8	8.0	83.63	84.6
02/23/2017 11:40	5.7	84.36	84.1	6.0	84.36	83.8	6.1	84.11	84.0	8.0	83.98	84.9
02/23/2017 11:50	5.7	84.60	84.4	6.0	84.60	84.2	6.1	84.39	84.3	8.0	84.21	85.2
02/23/2017 12:00	5.7	84.85	84.6	6.1	84.84	84.4	6.1	84.64	84.6	8.0	84.47	85.4
02/23/2017 12:10	5.7	85.10	84.8	5.8	85.10	84.6	6.2	84.90	84.9	8.1	84.75	85.7
02/23/2017 12:20	5.7	85.24	85.1	5.8	85.24	84.9	6.2	85.05	85.1	8.0	84.86	85.9
02/23/2017 12:30	5.7	85.33	85.3	5.8	85.32	85.1	6.2	85.13	85.2	8.0	84.92	86.1
02/23/2017 12:40	5.7	85.34	85.4	5.8	85.33	85.2	6.2	85.17	85.4	8.1	84.93	86.2

Date/Time	HW1i F	HW1i T	HW1o	HW2i F	HW2i T	HW2o	HW3i F	HW3i T	HW3o	HW4i F	HW4i T	HW4o
02/23/2017 12:50	5.7	85.41	85.4	5.8	85.40	85.3	6.2	85.22	85.4	8.1	85.00	86.3
02/23/2017 13:00	5.7	85.46	85.4	5.8	85.45	85.3	6.2	85.29	85.5	8.0	85.09	86.5
02/23/2017 13:10	5.7	85.65	85.6	5.8	85.65	85.5	6.2	85.48	85.6	8.1	85.27	86.5
02/23/2017 13:20	5.7	85.75	85.7	5.8	85.72	85.5	6.2	85.57	85.7	8.1	85.39	86.6
02/23/2017 13:30	5.7	85.88	85.9	5.8	85.87	85.6	6.2	85.69	85.8	8.0	85.52	86.7
02/23/2017 13:40	5.7	86.00	86.0	5.8	86.00	85.8	6.2	85.82	86.0	8.0	85.64	86.9
02/23/2017 13:50	5.7	86.03	86.1	5.8	86.02	85.9	6.2	85.86	86.0	8.1	85.68	86.9
02/23/2017 14:00	5.7	86.03	86.1	5.8	86.01	85.8	6.2	85.84	86.1	8.1	85.63	87.0
02/23/2017 14:10	5.7	86.03	86.1	5.8	86.03	86.0	6.2	85.86	86.1	8.1	85.63	87.0
02/23/2017 14:20	5.9	86.05	86.1	6.0	86.03	85.9	6.1	85.90	86.1	8.0	85.63	87.1
02/23/2017 14:30	6.0	86.12	86.1	6.0	86.10	85.9	6.0	85.97	86.2	8.0	85.74	87.2
02/23/2017 14:40	6.0	86.18	86.2	6.0	86.16	86.1	6.0	86.03	86.3	8.0	85.83	87.2
02/23/2017 14:50	6.0	86.22	86.3	6.0	86.20	86.1	6.0	86.07	86.3	8.0	85.84	87.3
02/23/2017 15:00	6.0	86.36	86.3	6.0	86.36	86.2	6.0	86.20	86.3	8.0	85.99	87.3
02/23/2017 15:10	6.0	86.56	86.4	6.0	86.56	86.3	6.0	86.40	86.5	8.0	86.27	87.5
02/23/2017 15:20	6.0	86.71	86.6	6.0	86.74	86.5	6.0	86.59	86.6	8.0	86.49	87.5
02/23/2017 15:30	6.0	86.85	86.7	6.0	86.84	86.7	6.0	86.65	86.8	8.0	86.56	87.7
02/23/2017 15:40	6.0	86.87	86.8	6.0	86.83	86.7	6.0	86.69	86.9	8.0	86.56	87.8
02/23/2017 15:50	6.0	86.92	86.9	6.0	86.92	86.8	6.0	86.79	86.9	8.0	86.63	87.9
02/23/2017 16:00	6.0	86.87	86.9	6.0	86.85	86.8	6.0	86.68	87.0	8.0	86.55	87.9
02/23/2017 16:10	6.0	86.73	86.9	6.0	86.71	86.8	6.0	86.57	86.9	8.0	86.35	87.9
02/23/2017 16:20	6.0	86.51	86.8	6.0	86.50	86.6	6.0	86.36	86.9	8.0	86.10	87.9
02/23/2017 16:30	6.0	86.27	86.6	6.0	86.25	86.4	6.0	86.16	86.7	8.0	85.84	87.8
02/23/2017 16:40	6.0	86.07	86.4	6.0	86.06	86.3	6.0	85.94	86.6	8.0	85.64	87.7
02/23/2017 16:50	1.2	84.84	82.9	1.2	85.35	84.7	1.2	85.14	84.2	1.6	84.67	86.4
02/23/2017 17:00	1.5	81.69	75.7	1.5	82.75	79.3	1.6	82.28	77.4	2.1	81.65	83.7
02/23/2017 17:10	5.9	84.51	85.1	5.9	84.58	85.7	5.8	84.50	81.4	7.8	84.17	87.0
02/23/2017 17:20	6.0	84.72	85.2	5.9	84.72	85.1	5.9	84.53	86.0	7.8	84.22	87.6
02/23/2017 17:30	5.1	84.70	84.7	5.1	84.69	85.0	5.1	84.54	85.5	6.7	84.25	87.0
02/23/2017 17:40	4.6	83.81	84.0	4.6	83.87	85.1	4.6	83.77	85.1	6.1	83.48	86.8
02/23/2017 17:50	6.1	84.47	85.3	6.0	84.44	84.9	5.9	84.36	85.5	7.9	84.00	86.9
02/23/2017 18:00	6.1	84.34	84.7	6.0	84.33	84.7	6.0	84.22	85.1	7.9	83.88	86.5
02/23/2017 18:10	6.1	84.33	84.7	6.0	84.30	84.6	5.9	84.15	85.0	7.9	83.81	86.4
02/23/2017 18:20	6.1	84.26	84.6	6.0	84.22	84.6	5.9	84.13	84.9	7.9	83.73	86.3
02/23/2017 18:30	6.1	84.17	84.5	6.0	84.14	84.5	6.0	84.05	84.8	7.9	83.65	86.2
02/23/2017 18:40	6.1	84.12	84.5	6.0	84.09	84.5	5.9	83.99	84.8	7.9	83.63	86.2
02/23/2017 18:50	6.1	84.10	84.4	6.0	84.03	84.4	5.9	83.92	84.8	7.9	83.61	86.1
02/23/2017 19:00	6.1	84.03	84.4	6.0	83.99	84.3	5.9	83.92	84.7	7.9	83.56	86.0
02/23/2017 19:10	6.1	83.96	84.3	6.0	83.92	84.2	5.9	83.85	84.7	7.9	83.49	85.9
02/23/2017 19:20	6.1	83.92	84.3	6.0	83.92	84.2	5.9	83.83	84.6	7.8	83.44	85.9
02/23/2017 19:30	6.1	83.92	84.2	6.0	83.89	84.1	5.9	83.82	84.6	7.8	83.42	85.9
02/23/2017 19:40	6.1	83.92	84.2	6.0	83.86	84.1	5.9	83.78	84.6	7.9	83.39	85.8
02/23/2017 19:50	6.1	83.92	84.2	6.0	83.83	84.1	5.9	83.74	84.5	7.8	83.34	85.8
02/23/2017 20:00	6.1	83.85	84.2	6.0	83.83	84.1	5.9	83.72	84.5	7.8	83.33	85.8
02/23/2017 20:10	6.1	83.83	84.1	6.0	83.82	84.1	5.9	83.72	84.4	7.9	83.31	85.8
02/23/2017 20:20	6.1	83.77	84.1	6.0	83.73	84.1	5.9	83.63	84.4	7.9	83.22	85.7
02/23/2017 20:30	6.1	83.73	84.1	6.0	83.72	84.0	5.9	83.63	84.4	7.8	83.22	85.7
02/23/2017 20:40	6.1	83.72	84.0	6.0	83.71	84.0	5.9	83.62	84.4	7.8	83.22	85.7
02/23/2017 20:50	6.1	83.65	84.0	6.0	83.63	84.0	5.9	83.53	84.3	7.8	83.15	85.7
02/23/2017 21:00	6.1	83.63	84.0	6.0	83.62	83.9	5.9	83.49	84.3	7.9	83.13	85.6
02/23/2017 21:10	6.1	83.61	83.9	6.0	83.58	83.9	5.9	83.42	84.2	7.9	83.07	85.6
02/23/2017 21:20	6.1	83.53	83.9	6.0	83.53	83.8	5.9	83.42	84.2	7.9	83.02	85.5
02/23/2017 21:30	6.1	83.52	83.8	6.0	83.50	83.8	5.9	83.42	84.2	7.8	83.00	85.5
02/23/2017 21:40	6.1	83.43	83.8	6.0	83.42	83.8	5.9	83.33	84.1	7.9	82.93	85.5
02/23/2017 21:50	6.1	83.42	83.7	6.0	83.39	83.7	5.9	83.30	84.1	7.9	82.92	85.5

Date/Time	HW1i F	HW1i T	HW1o	HW2i F	HW2i T	HW2o	HW3i F	HW3i T	HW3o	HW4i F	HW4i T	HW4o
02/23/2017 22:00	6.1	83.35	83.7	6.0	83.33	83.6	5.9	83.22	84.1	7.8	82.90	85.4
02/23/2017 22:10	6.1	83.33	83.7	6.0	83.33	83.6	5.9	83.22	84.0	7.8	82.83	85.4
02/23/2017 22:20	6.1	83.32	83.7	6.0	83.28	83.6	5.9	83.22	84.0	7.8	82.83	85.3
02/23/2017 22:30	6.1	83.25	83.7	6.0	83.22	83.5	5.9	83.16	84.0	7.9	82.82	85.3
02/23/2017 22:40	6.1	83.22	83.6	6.0	83.22	83.5	5.9	83.13	84.0	7.9	82.73	85.3
02/23/2017 22:50	6.1	83.22	83.6	6.0	83.22	83.5	5.9	83.13	83.9	7.8	82.72	85.3
02/23/2017 23:00	6.1	83.22	83.6	6.0	83.22	83.5	5.9	83.09	83.9	7.8	82.72	85.2
02/23/2017 23:10	6.1	83.22	83.5	6.0	83.17	83.5	5.9	83.03	83.9	7.8	82.67	85.2
02/23/2017 23:20	6.1	83.14	83.5	6.0	83.13	83.5	5.9	83.02	83.8	7.8	82.63	85.2
02/23/2017 23:30	6.1	83.12	83.5	6.0	83.07	83.4	5.9	83.02	83.8	7.8	82.57	85.2
02/23/2017 23:40	6.1	83.05	83.5	6.0	83.02	83.4	5.9	82.94	83.8	7.8	82.52	85.1
02/23/2017 23:50	6.1	83.03	83.4	6.0	83.02	83.4	5.9	82.92	83.8	7.8	82.52	85.1
02/24/2017 00:00	6.1	83.03	83.4	6.0	83.02	83.3	5.9	82.92	83.8	7.8	82.52	85.1
02/24/2017 00:10	6.1	83.02	83.4	6.0	83.00	83.3	5.9	82.92	83.8	7.8	82.52	85.1
02/24/2017 00:20	6.1	83.02	83.4	6.0	83.02	83.3	5.9	82.92	83.7	7.8	82.52	85.1
02/24/2017 00:30	6.1	83.03	83.4	6.0	83.02	83.3	5.9	82.92	83.7	7.8	82.52	85.1
02/24/2017 00:40	6.1	83.02	83.4	6.0	83.02	83.3	5.9	82.92	83.7	7.8	82.52	85.1
02/24/2017 00:50	6.1	83.02	83.4	6.0	83.01	83.3	5.9	82.92	83.7	7.8	82.52	85.1
02/24/2017 01:00	6.1	83.02	83.4	6.0	83.02	83.3	5.9	82.92	83.7	7.8	82.52	85.1
02/24/2017 01:10	6.1	83.02	83.4	6.0	83.00	83.3	5.9	82.92	83.6	7.8	82.52	85.1
02/24/2017 01:20	6.1	83.02	83.4	6.0	82.99	83.3	5.9	82.92	83.7	7.8	82.52	85.0
02/24/2017 01:30	6.1	83.02	83.4	6.0	82.99	83.3	5.9	82.92	83.7	7.8	82.52	85.0
02/24/2017 01:40	6.1	83.02	83.4	6.0	83.02	83.3	5.9	82.92	83.7	7.8	82.52	85.1
02/24/2017 01:50	6.1	83.04	83.4	6.0	82.98	83.3	5.9	82.92	83.7	7.8	82.52	85.1
02/24/2017 02:00	6.1	83.09	83.3	6.0	83.02	83.3	5.9	82.97	83.7	7.8	82.53	85.1
02/24/2017 02:10	6.1	83.09	83.4	6.0	83.04	83.4	5.9	82.99	83.7	7.8	82.53	85.1
02/24/2017 02:20	6.1	83.05	83.4	6.0	83.02	83.4	5.9	82.94	83.7	7.8	82.52	85.0
02/24/2017 02:30	6.1	83.02	83.4	6.0	83.02	83.3	5.9	82.92	83.7	7.8	82.52	85.0
02/24/2017 02:40	6.1	83.06	83.4	6.0	83.03	83.3	5.9	82.95	83.7	7.8	82.53	85.1
02/24/2017 02:50	6.1	83.11	83.4	6.0	83.03	83.4	5.9	82.99	83.6	7.8	82.53	85.1
02/24/2017 03:00	6.1	83.12	83.4	6.0	83.06	83.4	5.9	83.01	83.7	7.8	82.54	85.1
02/24/2017 03:10	6.1	83.13	83.4	6.0	83.11	83.5	5.9	83.02	83.8	7.8	82.59	85.1
02/24/2017 03:20	6.1	83.17	83.4	6.0	83.15	83.4	5.9	83.03	83.8	7.8	82.65	85.1
02/24/2017 03:30	6.1	83.22	83.5	6.0	83.17	83.4	5.9	83.02	83.8	7.8	82.66	85.1
02/24/2017 03:40	6.1	83.19	83.5	6.0	83.14	83.5	5.9	83.02	83.8	7.8	82.63	85.1
02/24/2017 03:50	6.1	83.14	83.5	6.0	83.13	83.5	5.9	83.02	83.8	7.8	82.63	85.1
02/24/2017 04:00	6.1	83.14	83.5	6.0	83.11	83.4	5.9	83.02	83.8	7.8	82.60	85.1
02/24/2017 04:10	6.1	83.10	83.5	6.0	83.03	83.3	5.9	83.00	83.8	7.8	82.53	85.1
02/24/2017 04:20	6.1	83.03	83.4	6.0	83.02	83.3	5.9	82.93	83.8	7.8	82.52	85.1
02/24/2017 04:30	6.1	83.02	83.4	6.0	82.97	83.3	5.9	82.92	83.7	7.8	82.52	85.1
02/24/2017 04:40	6.1	82.99	83.4	6.0	82.92	83.3	5.9	82.89	83.7	7.8	82.48	85.1
02/24/2017 04:50	6.1	82.93	83.3	6.0	82.92	83.3	5.9	82.83	83.7	7.8	82.43	85.1
02/24/2017 05:00	6.1	82.92	83.3	6.0	82.92	83.3	5.9	82.83	83.6	7.8	82.42	85.0
02/24/2017 05:10	6.1	82.92	83.2	6.0	82.89	83.2	5.9	82.79	83.6	7.8	82.38	84.9
02/24/2017 05:20	6.1	82.89	83.2	6.0	82.84	83.2	5.9	82.73	83.6	7.8	82.33	84.9
02/24/2017 05:30	6.1	82.83	83.2	6.0	82.79	83.2	5.9	82.72	83.6	7.8	82.32	85.0
02/24/2017 05:40	6.1	82.83	83.2	6.0	82.74	83.1	5.9	82.72	83.5	7.8	82.28	84.9
02/24/2017 05:50	6.1	82.76	83.2	6.0	82.72	83.1	5.9	82.64	83.5	7.8	82.22	84.9
02/24/2017 06:00	6.1	82.75	83.2	6.0	82.70	83.0	5.9	82.63	83.5	7.8	82.22	84.8
02/24/2017 06:10	6.1	82.70	83.1	6.0	82.65	83.1	5.9	82.59	83.5	7.8	82.19	84.8
02/24/2017 06:20	6.1	82.72	83.1	6.0	82.63	83.0	5.9	82.61	83.4	7.8	82.21	84.7
02/24/2017 06:30	6.1	82.64	83.1	6.0	82.62	82.9	5.9	82.52	83.4	7.8	82.13	84.7
02/24/2017 06:40	6.1	82.63	83.0	6.0	82.55	83.0	5.9	82.52	83.4	7.8	82.12	84.7
02/24/2017 06:50	6.1	82.56	83.0	6.0	82.53	83.0	5.9	82.46	83.3	7.8	82.06	84.7
02/24/2017 07:00	6.1	82.52	82.9	6.0	82.52	82.9	5.9	82.42	83.3	7.8	82.03	84.7

Date/Time	HW1i F	HW1i T	HW1o	HW2i F	HW2i T	HW2o	HW3i F	HW3i T	HW3o	HW4i F	HW4i T	HW4o
02/24/2017 07:10	6.1	82.52	82.9	6.0	82.52	82.8	5.9	82.42	83.3	7.8	82.03	84.7
02/24/2017 07:20	6.1	82.52	82.9	6.0	82.51	82.8	5.9	82.41	83.3	7.8	82.01	84.6
02/24/2017 07:30	6.1	82.52	82.9	6.0	82.47	82.8	5.9	82.39	83.3	7.8	82.00	84.6
02/24/2017 07:40	6.1	82.52	82.9	6.0	82.48	82.8	5.9	82.38	83.3	7.8	81.98	84.6
02/24/2017 07:50	6.1	82.52	82.9	6.0	82.52	82.9	5.9	82.42	83.3	7.8	82.02	84.6
02/24/2017 08:00	6.1	82.53	82.9	6.0	82.52	82.9	5.9	82.42	83.2	7.8	82.03	84.6
02/24/2017 08:10	6.1	82.54	82.9	6.0	82.52	82.8	5.9	82.44	83.3	7.8	82.04	84.7
02/24/2017 08:20	6.1	82.59	83.0	6.0	82.55	82.8	5.9	82.49	83.3	7.8	82.09	84.6
02/24/2017 08:30	6.1	82.63	82.9	6.0	82.55	82.9	5.9	82.52	83.3	7.8	82.13	84.6
02/24/2017 08:40	6.1	82.62	83.0	6.0	82.60	82.9	5.9	82.52	83.3	7.8	82.13	84.7
02/24/2017 08:50	6.1	82.69	83.0	6.0	82.63	82.9	5.9	82.56	83.3	7.8	82.18	84.6
02/24/2017 09:00	6.1	82.72	83.1	6.0	82.67	82.9	5.9	82.62	83.3	7.8	82.22	84.7
02/24/2017 09:10	6.1	82.70	83.1	6.0	82.67	83.0	5.9	82.59	83.4	7.8	82.19	84.7
02/24/2017 09:20	6.1	82.72	83.1	6.0	82.65	82.9	5.9	82.60	83.4	7.8	82.21	84.7
02/24/2017 09:30	6.1	82.64	83.1	6.0	82.61	83.0	5.9	82.53	83.4	7.8	82.13	84.7
02/24/2017 09:40	6.1	82.44	83.0	6.0	82.36	83.0	5.9	82.32	83.4	7.8	81.90	84.7
02/24/2017 09:50	6.1	81.91	82.8	6.0	81.87	83.0	5.9	81.85	83.2	7.8	81.36	84.6
02/24/2017 10:00	6.1	81.80	82.4	6.0	81.78	--------	5.9	81.71	82.9	7.8	81.24	84.4
02/24/2017 10:10	6.1	81.62	82.3	6.0	81.58	--------	5.9	81.54	82.8	7.8	81.07	84.2
02/24/2017 10:20	6.1	81.38	82.1	6.0	81.34	82.1	5.9	81.30	82.6	7.8	80.81	84.1
02/24/2017 10:30	6.1	81.08	81.9	6.0	81.03	82.0	5.9	80.99	82.4	7.8	80.45	83.9
02/24/2017 10:40	6.0	80.80	81.6	6.0	80.77	81.7	5.9	80.73	82.2	7.8	80.18	83.7
02/24/2017 10:50	6.0	80.51	81.4	6.0	80.50	81.7	5.9	80.48	82.0	7.8	79.91	83.5
02/24/2017 11:00	6.0	80.36	81.1	6.0	80.34	81.3	5.9	80.31	81.8	7.8	79.75	83.3
02/24/2017 11:10	6.0	80.15	81.0	6.0	80.12	81.0	5.9	80.11	81.6	7.8	79.53	83.1
02/24/2017 11:20	6.0	79.89	80.8	6.0	79.88	80.9	5.9	79.80	81.4	7.8	79.27	83.0
02/24/2017 11:30	6.0	79.63	80.6	6.0	79.61	80.6	5.9	79.54	81.2	7.8	78.97	82.8
02/24/2017 11:40	6.0	79.40	80.3	6.0	79.38	80.3	5.9	79.34	81.0	7.8	78.78	82.6
02/24/2017 11:50	6.0	79.29	80.1	6.0	79.27	80.2	5.9	79.17	80.8	7.8	78.63	82.4
02/24/2017 12:00	6.0	79.22	80.0	6.0	79.19	80.0	5.9	79.12	80.6	7.8	78.59	82.3
02/24/2017 12:10	6.0	79.06	79.9	6.0	79.03	80.0	5.9	79.01	80.5	7.8	78.44	82.2
02/24/2017 12:20	6.0	78.99	79.8	6.0	78.95	80.0	5.9	78.92	80.4	7.8	78.42	82.0
02/24/2017 12:30	6.0	79.01	79.7	6.0	78.99	79.7	5.9	78.92	80.3	7.8	78.43	81.9
02/24/2017 12:40	6.0	78.95	79.7	6.0	78.94	79.8	5.9	78.87	80.2	7.8	78.39	81.9
02/24/2017 12:50	6.0	78.89	79.6	6.0	78.86	79.8	5.9	78.77	80.2	7.8	78.27	81.8
02/24/2017 13:00	6.0	78.76	79.5	6.0	78.71	79.6	5.9	78.67	80.1	7.8	78.14	81.7
02/24/2017 13:10	6.0	78.67	79.4	6.0	78.63	79.4	5.9	78.57	80.0	7.8	78.04	81.7
02/24/2017 13:20	6.0	78.47	79.3	6.0	78.44	79.4	5.9	78.42	80.0	7.8	77.86	81.6
02/24/2017 13:30	6.0	78.42	79.2	6.0	78.41	79.3	5.9	78.36	79.9	7.8	77.81	81.5
02/24/2017 13:40	6.0	78.31	79.1	6.0	78.27	79.3	5.9	78.24	79.8	7.8	77.71	81.4
02/24/2017 13:50	6.0	78.31	79.0	6.0	78.30	79.2	5.9	78.22	79.7	7.8	77.71	81.3
02/24/2017 14:00	6.0	78.38	79.0	6.0	78.38	79.1	5.9	78.29	79.7	7.8	77.83	81.2
02/24/2017 14:10	6.0	78.47	79.1	6.0	78.45	79.1	5.9	78.38	79.7	7.8	77.91	81.2
02/24/2017 14:20	6.0	78.44	79.1	6.0	78.42	79.1	5.9	78.36	79.7	7.8	77.88	81.2
02/24/2017 14:30	6.0	78.51	79.1	6.0	78.49	79.1	5.9	78.42	79.7	7.8	77.93	81.3
02/24/2017 14:40	6.0	78.56	79.1	6.0	78.54	79.1	5.9	78.47	79.7	7.8	78.01	81.2
02/24/2017 14:50	6.0	78.63	79.2	6.0	78.63	79.1	5.9	78.53	79.7	7.8	78.13	81.3
02/24/2017 15:00	6.0	78.72	79.2	6.0	78.70	79.3	5.9	78.63	79.8	7.8	78.22	81.3
02/24/2017 15:10	6.0	78.67	79.3	6.0	78.64	79.3	5.9	78.57	79.8	7.8	78.12	81.3
02/24/2017 15:20	6.0	78.75	79.3	6.0	78.74	79.3	5.9	78.67	79.9	7.8	78.25	81.3
02/24/2017 15:30	6.0	78.80	79.4	6.0	78.80	79.3	5.9	78.72	79.9	7.8	78.30	81.4
02/24/2017 15:40	6.0	78.87	79.4	6.0	78.85	--------	5.9	78.73	79.9	7.8	78.37	81.3
02/24/2017 15:50	6.0	78.88	79.5	6.0	78.86	--------	5.9	78.74	80.0	7.8	78.36	81.4
02/24/2017 16:00	6.0	78.86	79.5	6.0	78.84	--------	5.9	78.76	79.9	7.8	78.35	81.4
02/24/2017 16:10	6.0	78.69	79.4	6.0	78.67	79.4	5.9	78.62	79.9	7.8	78.19	81.4

Date/Time	HW1i F	HW1i T	HW1o	HW2i F	HW2i T	HW2o	HW3i F	HW3i T	HW3o	HW4i F	HW4i T	HW4o
02/24/2017 16:20	6.0	78.63	79.3	6.0	78.62	79.4	5.9	78.56	79.9	7.8	78.18	81.4
02/24/2017 16:30	6.0	78.52	79.2	6.0	78.50	79.3	5.9	78.44	79.8	7.8	78.03	81.4
02/24/2017 16:40	6.0	78.37	79.2	6.0	78.36	79.3	5.9	78.31	79.7	7.8	77.88	81.3
02/24/2017 16:50	6.0	78.13	79.0	6.0	78.12	79.3	5.9	78.07	79.7	7.8	77.61	81.2
02/24/2017 17:00	6.0	77.92	78.8	6.0	77.91	--------	5.9	77.87	79.5	7.8	77.42	81.1
02/24/2017 17:10	6.0	77.64	78.6	6.0	77.64	--------	5.9	77.60	79.3	7.8	77.12	80.9
02/24/2017 17:20	6.0	77.37	78.4	6.0	77.35	--------	5.9	77.33	79.1	7.8	76.82	80.7
02/24/2017 17:30	6.0	76.99	78.1	6.0	76.97	--------	5.9	76.96	78.9	7.8	76.44	80.6
02/24/2017 17:40	6.0	76.65	77.8	6.0	76.62	78.0	5.9	76.62	78.6	7.8	76.05	80.3
02/24/2017 17:50	6.0	76.35	77.5	6.0	76.32	77.6	5.9	76.30	78.4	7.8	75.71	80.1
02/24/2017 18:00	6.0	76.05	77.2	6.0	76.02	77.3	5.9	76.01	78.0	7.8	75.39	79.8
02/24/2017 18:10	6.0	75.79	77.0	6.0	75.75	77.0	5.9	75.73	77.8	7.8	75.11	79.6
02/24/2017 18:20	6.0	75.52	76.7	6.0	75.49	76.8	5.9	75.46	77.6	7.8	74.83	79.3
02/24/2017 18:30	6.0	75.28	76.5	6.0	75.26	76.5	5.9	75.25	77.3	7.8	74.61	79.1
02/24/2017 18:40	6.0	75.06	76.3	6.0	75.02	76.3	5.9	75.00	77.1	7.8	74.38	78.9
02/24/2017 18:50	6.0	74.86	76.0	6.0	74.82	76.1	5.9	74.82	76.9	7.8	74.16	78.7
02/24/2017 19:00	6.0	74.67	75.9	6.0	74.66	75.9	5.9	74.65	76.7	7.8	74.00	78.6
02/24/2017 19:10	6.0	74.50	75.6	6.0	74.47	75.7	5.9	74.46	76.5	7.8	73.81	78.4
02/24/2017 19:20	6.0	74.36	75.5	6.0	74.32	75.6	5.9	74.30	76.3	7.8	73.68	78.2
02/24/2017 19:30	6.0	74.23	75.4	6.0	74.20	75.5	5.9	74.17	76.2	7.8	73.53	78.1
02/24/2017 19:40	6.0	74.09	75.2	6.0	74.07	75.3	5.9	74.07	76.0	7.8	73.39	77.9
02/24/2017 19:50	6.0	73.95	75.1	6.0	73.97	75.2	5.9	73.93	75.9	7.8	73.30	77.8
02/24/2017 20:00	6.0	73.83	74.9	6.0	73.78	75.0	5.9	73.77	75.8	7.7	73.13	77.6
02/24/2017 20:10	6.0	73.67	74.8	6.0	73.63	74.8	5.9	73.60	75.7	7.8	72.98	77.5
02/24/2017 20:20	6.0	73.42	74.6	6.0	73.41	74.7	5.9	73.37	75.5	7.8	72.73	77.4
02/24/2017 20:30	6.0	73.09	74.4	6.0	73.05	74.6	5.9	73.03	75.3	7.7	72.39	77.2
02/24/2017 20:40	6.0	72.79	74.1	6.0	72.75	74.2	5.9	72.76	75.1	7.7	72.10	77.0
02/24/2017 20:50	6.0	72.52	73.8	6.0	72.45	74.0	5.9	72.47	74.8	7.8	71.81	76.7
02/24/2017 21:00	6.0	72.26	73.6	6.0	72.22	73.7	5.9	72.23	74.7	7.8	71.56	76.5
02/24/2017 21:10	6.0	72.03	73.4	6.0	71.97	73.5	5.9	72.00	74.4	7.7	71.31	76.3
02/24/2017 21:20	6.0	71.76	73.2	6.0	71.72	73.3	5.9	71.74	74.2	7.7	71.06	76.1
02/24/2017 21:30	6.0	71.41	72.9	6.0	71.35	73.0	5.9	71.41	74.0	7.8	70.69	75.9
02/24/2017 21:40	6.0	71.14	72.7	6.0	71.10	72.7	5.9	71.12	73.6	7.7	70.40	75.7
02/24/2017 21:50	6.0	70.83	72.3	6.0	70.81	72.5	5.9	70.80	73.5	7.7	70.10	75.4
02/24/2017 22:00	6.0	70.50	72.1	6.0	70.46	72.2	5.9	70.50	73.1	7.7	69.76	75.2
02/24/2017 22:10	6.0	70.19	71.8	6.0	70.15	71.9	5.9	70.20	72.9	7.7	69.44	74.8
02/24/2017 22:20	6.0	69.90	71.4	6.0	69.87	71.6	5.9	69.88	72.6	7.7	69.15	74.7
02/24/2017 22:30	6.0	69.51	71.2	6.0	69.47	71.3	5.9	69.48	72.3	7.7	68.75	74.4
02/24/2017 22:40	6.0	69.21	70.9	6.0	69.17	71.0	5.9	69.18	72.0	7.7	68.45	74.2
02/24/2017 22:50	6.0	68.90	70.6	6.0	68.86	70.7	5.9	68.88	71.7	7.7	68.15	73.9
02/24/2017 23:00	6.0	68.58	70.3	6.0	68.54	70.4	5.9	68.56	71.4	7.7	67.81	73.6
02/24/2017 23:10	6.0	68.30	70.0	6.0	68.27	70.1	5.9	68.27	71.1	7.7	67.53	73.4
02/24/2017 23:20	6.0	68.00	69.8	6.0	67.98	69.8	5.9	67.98	70.9	7.7	67.22	73.0
02/24/2017 23:30	6.0	67.75	69.5	6.0	67.72	69.7	5.9	67.74	70.6	7.7	66.98	72.8
02/24/2017 23:40	6.0	67.51	69.1	6.0	67.46	69.4	5.9	67.50	70.4	7.7	66.73	72.5
02/24/2017 23:50	6.0	67.27	68.9	6.0	67.22	69.2	5.9	67.24	70.2	7.7	66.48	72.3
02/25/2017 00:00	6.0	67.02	68.7	6.0	66.99	68.9	5.9	66.99	70.0	7.7	66.24	72.1
02/25/2017 00:10	6.0	66.85	68.5	6.0	66.81	68.7	5.9	66.83	69.8	7.7	66.07	71.9
02/25/2017 00:20	6.0	66.66	68.3	6.0	66.63	68.5	5.9	66.64	69.6	7.7	65.88	71.8
02/25/2017 00:30	6.0	66.39	68.1	6.0	66.35	68.3	5.9	66.36	69.4	7.7	65.63	71.5
02/25/2017 00:40	6.0	66.09	67.8	6.0	66.06	68.0	5.9	66.08	69.2	7.7	65.33	71.3
02/25/2017 00:50	6.0	65.87	67.6	6.0	65.83	67.9	5.9	65.86	68.9	7.7	65.09	71.2
02/25/2017 01:00	6.0	65.75	67.4	6.0	65.73	67.6	5.9	65.72	68.8	7.7	64.97	71.0
02/25/2017 01:10	6.0	65.55	67.3	6.0	65.52	67.5	5.9	65.54	68.6	7.7	64.77	70.8
02/25/2017 01:20	6.0	65.32	67.1	6.0	65.30	67.3	5.9	65.31	68.3	7.7	64.55	70.6

Date/Time	HW1i F	HW1i T	HW1o	HW2i F	HW2i T	HW2o	HW3i F	HW3i T	HW3o	HW4i F	HW4i T	HW4o
02/25/2017 01:30	6.0	65.08	66.8	6.0	65.05	67.1	5.9	65.08	68.1	7.7	64.29	70.4
02/25/2017 01:40	6.0	64.92	66.7	6.0	64.90	66.8	5.9	64.91	67.9	7.7	64.11	70.2
02/25/2017 01:50	6.0	64.69	66.5	6.0	64.68	66.7	5.9	64.71	67.8	7.7	63.92	70.0
02/25/2017 02:00	5.8	64.55	66.3	6.0	64.52	66.4	5.9	64.53	67.6	7.7	63.74	69.8
02/25/2017 02:10	5.6	64.30	66.2	6.0	64.31	66.3	5.9	64.34	67.4	7.7	63.56	69.6
02/25/2017 02:20	5.7	64.20	66.1	6.0	64.19	66.1	6.0	64.21	67.3	7.7	63.41	69.5
02/25/2017 02:30	5.7	64.07	65.9	6.0	64.04	66.0	6.0	64.08	67.1	7.7	63.31	69.4
02/25/2017 02:40	5.7	63.94	65.8	6.0	63.93	65.8	5.9	63.95	67.0	7.7	63.16	69.2
02/25/2017 02:50	5.7	63.77	65.6	6.0	63.76	65.7	5.9	63.77	66.8	7.7	62.97	69.0
02/25/2017 03:00	5.7	63.65	65.4	6.0	63.64	65.6	5.9	63.64	66.6	7.7	62.86	68.9
02/25/2017 03:10	5.7	63.51	65.3	6.0	63.49	65.5	5.9	63.51	66.5	7.7	62.71	68.7
02/25/2017 03:20	5.7	63.32	65.2	6.0	63.31	65.3	5.9	63.35	66.4	7.7	62.58	68.6
02/25/2017 03:30	5.7	63.23	65.1	6.0	63.23	65.1	5.9	63.23	66.3	7.7	62.45	68.5
02/25/2017 03:40	5.7	63.13	64.9	6.0	63.09	65.0	5.9	63.13	66.1	7.7	62.33	68.4
02/25/2017 03:50	5.7	63.01	64.8	6.0	62.99	64.9	5.9	63.02	66.0	7.7	62.24	68.3
02/25/2017 04:00	5.7	62.92	64.7	6.0	62.90	64.9	5.9	62.92	66.0	7.7	62.15	68.1
02/25/2017 04:10	5.7	62.89	64.6	6.0	62.85	64.7	5.9	62.88	65.8	7.7	62.06	68.0
02/25/2017 04:20	5.7	62.79	64.6	6.0	62.74	64.7	5.9	62.79	65.8	7.7	62.00	67.9
02/25/2017 04:30	5.7	62.65	64.5	6.0	62.63	64.6	5.9	62.66	65.7	7.7	61.88	67.8
02/25/2017 04:40	5.7	62.60	64.4	6.0	62.58	64.5	6.0	62.60	65.6	7.7	61.83	67.8
02/25/2017 04:50	5.7	62.52	64.4	6.0	62.48	64.4	5.9	62.52	65.5	7.7	61.72	67.7
02/25/2017 05:00	5.7	62.45	64.2	6.0	62.42	64.3	6.0	62.46	65.5	7.7	61.65	67.6
02/25/2017 05:10	5.7	62.39	64.1	6.0	62.34	64.3	5.9	62.40	65.4	7.7	61.62	67.5
02/25/2017 05:20	5.7	62.37	64.1	6.0	62.32	64.2	6.0	62.37	65.3	7.7	61.59	67.5
02/25/2017 05:30	5.7	62.31	64.1	6.0	62.28	64.2	5.9	62.32	65.2	7.7	61.52	67.4
02/25/2017 05:40	5.7	62.24	64.0	6.0	62.23	64.1	5.9	62.24	65.2	7.7	61.45	67.3
02/25/2017 05:50	5.7	62.18	64.0	6.0	62.14	64.1	6.0	62.20	65.1	7.7	61.39	67.2
02/25/2017 06:00	5.7	62.08	63.9	6.0	62.03	63.9	5.9	62.08	65.1	7.7	61.30	67.2
02/25/2017 06:10	5.7	61.92	63.8	6.0	61.92	63.8	5.9	61.95	65.0	7.7	61.17	67.1
02/25/2017 06:20	5.7	61.77	63.7	6.0	61.75	63.8	5.9	61.80	64.8	7.7	61.00	66.9
02/25/2017 06:30	5.7	61.66	63.5	6.0	61.66	63.7	5.9	61.69	64.7	7.7	60.90	66.9
02/25/2017 06:40	5.7	61.51	63.5	6.0	61.53	63.5	6.0	61.56	64.6	7.7	60.75	66.7
02/25/2017 06:50	5.7	61.36	63.4	6.0	61.36	63.4	6.0	61.42	64.5	7.7	60.59	66.7
02/25/2017 07:00	5.7	61.25	63.2	6.0	61.28	63.3	6.0	61.30	64.4	7.7	60.46	66.6
02/25/2017 07:10	5.7	61.13	63.0	6.0	61.13	63.2	6.0	61.17	64.3	7.7	60.31	66.4
02/25/2017 07:20	5.7	61.06	62.9	6.0	61.06	63.0	6.0	61.11	64.2	7.7	60.23	66.4
02/25/2017 07:30	5.7	60.92	62.9	6.0	60.93	63.0	6.0	60.94	64.0	7.7	60.14	66.2
02/25/2017 07:40	5.7	60.81	62.7	6.0	60.81	62.8	6.0	60.82	64.0	7.7	60.00	66.1
02/25/2017 07:50	5.7	60.67	62.6	6.0	60.67	62.7	6.0	60.69	63.9	7.7	59.87	66.0
02/25/2017 08:00	5.7	60.64	62.5	6.0	60.64	62.6	6.0	60.64	63.8	7.7	59.82	65.9
02/25/2017 08:10	5.7	60.64	62.4	6.0	60.65	62.5	6.0	60.62	63.7	7.7	59.81	65.8
02/25/2017 08:20	5.7	60.68	62.4	6.0	60.68	62.5	6.0	60.64	63.7	7.7	59.83	65.7
02/25/2017 08:30	5.7	60.70	62.4	6.0	60.71	62.5	6.0	60.68	63.6	7.7	59.86	65.7
02/25/2017 08:40	5.7	60.80	62.4	6.0	60.80	62.5	6.0	60.74	63.7	7.7	59.92	65.8
02/25/2017 08:50	5.7	60.86	62.4	6.0	60.91	62.6	6.0	60.81	63.6	7.7	60.01	65.7
02/25/2017 09:00	5.7	60.88	62.5	6.0	60.91	62.6	6.0	60.83	63.7	7.7	60.02	65.6
02/25/2017 09:10	5.7	60.92	62.5	6.0	60.93	62.7	6.0	60.87	63.7	7.7	60.08	65.7
02/25/2017 09:20	5.7	61.03	62.5	6.0	61.05	62.7	6.0	60.97	63.7	7.7	60.19	65.8
02/25/2017 09:30	5.7	61.13	62.6	6.0	61.13	62.7	6.0	61.06	63.7	7.7	60.26	65.8
02/25/2017 09:40	5.7	61.23	62.7	6.0	61.26	62.8	5.9	61.18	63.8	7.7	60.41	65.8
02/25/2017 09:50	5.7	61.33	62.8	6.0	61.35	62.9	6.0	61.28	64.0	7.7	60.49	65.8
02/25/2017 10:00	5.7	61.48	63.0	6.0	61.50	63.0	6.0	61.43	64.0	7.7	60.67	66.0
02/25/2017 10:10	5.7	61.61	63.0	6.0	61.64	63.2	5.9	61.57	64.1	7.7	60.81	65.9
02/25/2017 10:20	5.7	61.71	63.1	6.0	61.71	63.2	6.0	61.64	64.2	7.7	60.88	66.0
02/25/2017 10:30	5.7	61.93	63.2	6.0	61.95	63.3	6.0	61.84	64.4	7.7	61.10	66.2

Date/Time	HW1i F	HW1i T	HW1o	HW2i F	HW2i T	HW2o	HW3i F	HW3i T	HW3o	HW4i F	HW4i T	HW4o
02/25/2017 10:40	5.7	62.12	63.4	6.0	62.11	63.5	6.0	62.02	64.5	7.7	61.31	66.3
02/25/2017 10:50	5.7	62.31	63.6	6.0	62.31	63.6	5.9	62.22	64.6	7.7	61.49	66.4
02/25/2017 11:00	5.7	62.46	63.7	6.0	62.43	63.7	5.9	62.37	64.8	7.7	61.65	66.5
02/25/2017 11:10	5.7	62.63	63.8	6.0	62.64	63.8	5.9	62.55	64.8	7.7	61.84	66.6
02/25/2017 11:20	5.7	62.73	64.0	6.0	62.70	64.0	5.9	62.63	65.0	7.7	61.91	66.6
02/25/2017 11:30	5.7	62.89	64.1	6.0	62.87	64.2	5.9	62.81	65.1	7.7	62.09	66.8
02/25/2017 11:40	5.7	63.02	64.3	6.0	63.02	64.3	5.9	62.94	65.2	7.7	62.25	66.9
02/25/2017 11:50	5.7	63.23	64.4	6.0	63.25	64.5	5.9	63.14	65.4	7.7	62.46	67.0
02/25/2017 12:00	5.7	63.44	64.5	6.0	63.46	64.6	5.9	63.33	65.6	7.7	62.69	67.1
02/25/2017 12:10	5.7	63.56	64.8	6.0	63.57	64.8	5.9	63.46	65.6	7.7	62.82	67.3
02/25/2017 12:20	5.7	63.69	64.8	6.0	63.70	64.9	5.9	63.60	65.8	7.7	62.94	67.3
02/25/2017 12:30	5.7	63.87	65.0	6.0	63.87	65.0	5.9	63.77	66.0	7.7	63.13	67.5
02/25/2017 12:40	5.7	63.99	65.1	6.0	64.02	65.0	5.9	63.92	66.1	7.7	63.27	67.6
02/25/2017 12:50	5.7	64.06	65.2	6.0	64.08	65.3	5.9	63.99	66.2	7.7	63.34	67.6
02/25/2017 13:00	5.7	64.18	65.3	6.0	64.19	65.3	5.9	64.10	66.2	7.7	63.49	67.8
02/25/2017 13:10	5.7	64.32	65.4	6.0	64.34	65.4	5.9	64.27	66.4	7.7	63.64	67.9
02/25/2017 13:20	5.7	64.44	65.5	6.0	64.44	65.6	5.9	64.36	66.5	7.7	63.74	68.0
02/25/2017 13:30	5.7	64.55	65.6	6.0	64.56	65.7	5.9	64.47	66.6	7.7	63.88	68.2
02/25/2017 13:40	5.7	64.66	65.8	6.0	64.68	65.7	5.9	64.59	66.7	7.7	64.03	68.2
02/25/2017 13:50	5.7	64.75	65.9	6.0	64.78	65.9	5.9	64.70	66.8	7.7	64.11	68.4
02/25/2017 14:00	5.7	64.89	66.1	6.0	64.91	66.0	5.9	64.83	66.9	7.7	64.26	68.5
02/25/2017 14:10	5.7	65.08	66.1	6.0	65.10	66.1	5.9	65.02	67.0	7.7	64.48	68.5
02/25/2017 14:20	5.7	65.18	66.2	6.0	65.22	66.2	5.9	65.16	67.1	7.7	64.59	68.7
02/25/2017 14:30	5.7	65.27	66.4	6.0	65.30	66.3	5.9	65.25	67.3	7.7	64.68	68.7
02/25/2017 14:40	5.7	65.37	66.5	6.0	65.42	66.5	5.9	65.35	67.4	7.7	64.80	68.8
02/25/2017 14:50	5.7	65.49	66.6	6.0	65.53	66.5	5.9	65.44	67.4	7.7	64.93	69.0
02/25/2017 15:00	5.7	65.61	66.7	6.0	65.64	66.6	5.9	65.58	67.5	7.7	65.03	69.1
02/25/2017 15:10	5.7	65.70	66.8	6.0	65.73	66.8	5.9	65.66	67.6	7.7	65.17	69.1
02/25/2017 15:20	5.7	65.84	66.9	6.0	65.87	66.9	5.9	65.79	67.7	7.7	65.31	69.2
02/25/2017 15:30	5.7	65.94	67.0	6.0	65.99	66.9	5.9	65.91	67.8	7.7	65.44	69.3
02/25/2017 15:40	5.7	65.92	67.1	6.0	66.01	67.1	5.9	65.92	67.9	7.7	65.42	69.4
02/25/2017 15:50	5.7	65.97	67.1	6.0	66.02	67.1	5.9	65.93	68.0	7.7	65.43	69.5
02/25/2017 16:00	5.7	66.02	67.1	6.0	66.05	67.1	5.9	65.97	68.0	7.7	65.45	69.5
02/25/2017 16:10	5.7	66.13	67.2	6.0	66.13	67.1	5.9	66.08	68.1	7.7	65.60	69.6
02/25/2017 16:20	5.7	66.17	67.3	6.0	66.19	67.3	5.9	66.12	68.1	7.7	65.63	69.6
02/25/2017 16:30	5.7	66.24	67.3	6.0	66.26	67.3	5.9	66.18	68.2	7.7	65.69	69.7
02/25/2017 16:40	5.7	66.28	67.4	6.0	66.28	67.4	5.9	66.23	68.2	7.7	65.72	69.7
02/25/2017 16:50	5.7	66.29	67.4	6.0	66.30	67.4	5.9	66.27	68.2	7.7	65.72	69.8
02/25/2017 17:00	5.7	66.33	67.5	6.0	66.33	67.5	5.9	66.32	68.3	7.7	65.80	69.9
02/25/2017 17:10	5.7	66.31	67.4	6.0	66.33	67.5	5.9	66.27	68.3	7.7	65.74	69.9
02/25/2017 17:20	5.7	66.27	67.5	6.0	66.28	67.5	5.9	66.23	68.3	7.7	65.71	69.9
02/25/2017 17:30	5.7	66.21	67.4	6.0	66.21	67.4	5.9	66.19	68.4	7.7	65.63	69.8
02/25/2017 17:40	5.7	66.10	67.4	6.0	66.10	67.3	5.9	66.08	68.4	7.7	65.48	69.8
02/25/2017 17:50	5.7	65.98	67.3	6.0	65.99	67.3	5.9	65.96	68.3	7.7	65.37	69.9
02/25/2017 18:00	5.7	65.88	67.3	6.0	65.87	67.3	5.9	65.86	68.1	7.7	65.17	69.8
02/25/2017 18:10	5.7	65.77	67.2	6.0	65.76	67.1	5.9	65.75	68.1	7.7	65.03	69.7
02/25/2017 18:20	5.7	65.66	67.1	6.0	65.68	67.0	5.9	65.63	67.9	7.7	64.95	69.5
02/25/2017 18:30	5.7	65.60	67.0	6.0	65.61	66.9	5.9	65.57	67.9	7.7	64.84	69.6
02/25/2017 18:40	5.7	65.48	66.9	6.0	65.47	66.8	5.9	65.45	67.8	7.7	64.74	69.5
02/25/2017 18:50	5.7	65.38	66.8	6.0	65.37	66.8	5.9	65.36	67.7	7.7	64.67	69.4
02/25/2017 19:00	5.7	65.26	66.7	6.0	65.28	66.7	5.9	65.24	67.6	7.7	64.54	69.4
02/25/2017 19:10	5.7	65.21	66.6	6.0	65.20	66.6	5.9	65.18	67.6	7.7	64.43	69.3
02/25/2017 19:20	5.7	65.11	66.5	6.0	65.11	66.5	5.9	65.09	67.5	7.7	64.34	69.2
02/25/2017 19:30	5.7	65.04	66.4	6.0	65.03	66.4	5.9	65.03	67.4	7.7	64.32	69.1
02/25/2017 19:40	5.7	64.98	66.4	6.0	65.00	66.4	5.9	64.96	67.3	7.7	64.23	69.0

Date/Time	HW1i F	HW1i T	HW1o	HW2i F	HW2i T	HW2o	HW3i F	HW3i T	HW3o	HW4i F	HW4i T	HW4o
02/25/2017 19:50	5.7	64.92	66.3	6.0	64.93	66.4	5.9	64.91	67.2	7.7	64.16	69.0
02/25/2017 20:00	5.7	64.89	66.2	6.0	64.88	66.3	6.0	64.84	67.2	7.7	64.12	69.0
02/25/2017 20:10	5.7	64.83	66.2	6.0	64.82	66.2	5.9	64.82	67.1	7.7	64.04	69.0
02/25/2017 20:20	5.7	64.78	66.1	6.0	64.75	66.2	5.9	64.73	67.1	7.7	64.03	68.9
02/25/2017 20:30	5.7	64.72	66.1	6.0	64.72	66.2	5.9	64.72	67.1	7.7	64.03	68.8
02/25/2017 20:40	5.7	64.73	66.1	6.0	64.73	66.1	6.0	64.72	67.1	7.7	64.03	68.8
02/25/2017 20:50	5.7	64.73	66.1	6.0	64.72	66.2	5.9	64.72	67.0	7.7	64.03	68.7
02/25/2017 21:00	5.7	64.73	66.1	6.0	64.73	66.1	5.9	64.72	67.0	7.7	64.03	68.7
02/25/2017 21:10	5.7	64.72	66.1	6.0	64.72	66.1	6.0	64.72	67.0	7.7	64.03	68.8
02/25/2017 21:20	5.7	64.67	66.0	6.0	64.71	66.1	5.9	64.65	67.0	7.7	63.99	68.8
02/25/2017 21:30	5.7	64.63	66.0	6.0	64.63	66.0	6.0	64.56	66.9	7.7	63.92	68.7
02/25/2017 21:40	5.7	64.63	66.0	6.0	64.64	66.0	6.0	64.62	66.9	7.7	63.95	68.7
02/25/2017 21:50	5.7	64.53	66.0	6.0	64.52	66.0	5.9	64.51	66.9	7.7	63.83	68.6
02/25/2017 22:00	5.7	64.41	65.9	6.0	64.40	65.8	6.0	64.39	66.8	7.7	63.69	68.6
02/25/2017 22:10	5.7	64.31	65.8	6.0	64.32	65.7	6.0	64.28	66.8	7.7	63.63	68.5
02/25/2017 22:20	5.7	64.24	65.7	6.0	64.28	65.6	6.0	64.23	66.7	7.7	63.59	68.5
02/25/2017 22:30	5.7	64.19	65.6	6.0	64.18	65.6	5.9	64.16	66.6	7.7	63.48	68.4
02/25/2017 22:40	5.7	64.17	65.6	6.0	64.15	65.6	6.0	64.14	66.6	7.7	63.45	68.3
02/25/2017 22:50	5.7	64.08	65.6	6.0	64.08	65.6	5.9	64.06	66.5	7.7	63.36	68.3
02/25/2017 23:00	5.7	63.93	65.5	6.0	63.95	65.5	5.9	63.92	66.4	7.7	63.23	68.3
02/25/2017 23:10	5.7	63.93	65.3	6.0	63.97	65.4	5.9	63.92	66.3	7.7	63.24	68.1
02/25/2017 23:20	5.7	63.86	65.3	6.0	63.88	65.4	6.0	63.85	66.3	7.7	63.16	68.1
02/25/2017 23:30	5.7	63.81	65.3	6.0	63.83	65.3	5.9	63.80	66.3	7.7	63.10	68.1
02/25/2017 23:40	5.7	63.72	65.2	6.0	63.72	65.3	6.0	63.71	66.2	7.7	62.98	68.1
02/25/2017 23:50	5.7	63.63	65.1	6.0	63.63	65.2	6.0	63.62	66.2	7.7	62.92	67.9
02/26/2017 00:00	5.7	63.62	65.0	6.0	63.62	65.1	6.0	63.54	66.1	7.7	62.89	67.9
02/26/2017 00:10	5.7	63.62	65.0	6.0	63.62	65.1	6.0	63.60	66.0	7.7	62.91	67.8
02/26/2017 00:20	5.7	63.53	65.0	6.0	63.53	65.1	6.0	63.51	66.1	7.7	62.81	67.8
02/26/2017 00:30	5.7	63.42	64.9	6.0	63.43	65.0	6.0	63.42	66.0	7.7	62.71	67.7
02/26/2017 00:40	5.7	63.32	64.9	6.0	63.32	64.9	6.0	63.31	65.9	7.7	62.61	67.7
02/26/2017 00:50	5.7	63.23	64.7	6.0	63.25	64.8	6.0	63.23	65.7	7.7	62.52	67.7
02/26/2017 01:00	5.7	63.15	64.6	6.0	63.15	64.8	6.0	63.15	65.7	7.7	62.41	67.5
02/26/2017 01:10	5.7	63.13	64.6	6.0	63.12	64.7	6.0	63.13	65.6	7.7	62.37	67.5
02/26/2017 01:20	5.7	63.12	64.6	6.0	63.12	64.6	6.0	63.13	65.5	7.7	62.33	67.4
02/26/2017 01:30	5.7	63.11	64.5	6.0	63.11	64.7	6.0	63.10	65.5	7.7	62.33	67.4
02/26/2017 01:40	5.7	63.02	64.5	6.0	63.02	64.6	6.0	63.02	65.5	7.7	62.33	67.3
02/26/2017 01:50	5.7	62.97	64.4	6.0	62.97	64.6	5.9	62.96	65.5	7.7	62.28	67.3
02/26/2017 02:00	5.7	62.98	64.4	6.0	62.97	64.5	6.0	62.98	65.4	7.7	62.30	67.3
02/26/2017 02:10	5.7	62.95	64.4	6.0	62.94	64.5	6.0	62.95	65.4	7.7	62.24	67.2
02/26/2017 02:20	5.7	62.88	64.4	6.0	62.88	64.5	6.0	62.89	65.4	7.7	62.13	67.2
02/26/2017 02:30	5.7	62.77	64.3	6.0	62.75	64.4	5.9	62.77	65.4	7.7	62.02	67.2
02/26/2017 02:40	5.7	62.66	64.2	6.0	62.65	64.3	6.0	62.66	65.3	7.7	61.92	67.1
02/26/2017 02:50	5.7	62.65	64.1	6.0	62.64	64.2	6.0	62.67	65.2	7.7	61.92	67.0
02/26/2017 03:00	5.7	62.63	64.1	6.0	62.63	64.2	6.0	62.66	65.1	7.7	61.92	67.0
02/26/2017 03:10	5.7	62.62	64.0	6.0	62.63	64.2	5.9	62.63	65.1	7.7	61.86	67.0
02/26/2017 03:20	5.7	62.56	64.1	6.0	62.59	64.2	6.0	62.57	65.0	7.7	61.83	67.0
02/26/2017 03:30	5.7	62.52	64.1	6.0	62.54	64.1	5.9	62.53	65.0	7.7	61.76	66.9
02/26/2017 03:40	5.7	62.51	64.0	6.0	62.48	64.1	6.0	62.51	64.9	7.7	61.74	66.8
02/26/2017 03:50	5.7	62.45	63.9	6.0	62.42	64.1	6.0	62.44	65.0	7.7	61.67	66.8
02/26/2017 04:00	5.7	62.36	63.9	6.0	62.35	63.9	6.0	62.42	64.9	7.7	61.63	66.8
02/26/2017 04:10	5.7	62.33	63.8	6.0	62.33	63.9	6.0	62.34	64.9	7.7	61.62	66.7
02/26/2017 04:20	5.7	62.31	63.8	6.0	62.32	63.9	5.9	62.33	64.8	7.7	61.54	66.7
02/26/2017 04:30	5.7	62.23	63.7	6.0	62.24	63.8	6.0	62.26	64.8	7.7	61.52	66.6
02/26/2017 04:40	5.7	62.23	63.7	6.0	62.23	63.9	6.0	62.23	64.8	7.7	61.50	66.6
02/26/2017 04:50	5.7	62.18	63.7	6.0	62.18	63.8	6.0	62.21	64.7	7.7	61.45	66.6

Date/Time	HW1i F	HW1i T	HW1o	HW2i F	HW2i T	HW2o	HW3i F	HW3i T	HW3o	HW4i F	HW4i T	HW4o
02/26/2017 05:00	5.7	62.18	63.7	6.0	62.18	63.7	6.0	62.21	64.7	7.7	61.41	66.6
02/26/2017 05:10	5.7	62.15	63.7	6.0	62.15	63.7	6.0	62.19	64.7	7.7	61.41	66.5
02/26/2017 05:20	5.7	62.13	63.6	6.0	62.13	63.7	6.0	62.16	64.6	7.7	61.41	66.5
02/26/2017 05:30	5.7	62.16	63.7	6.0	62.15	63.7	6.0	62.19	64.6	7.7	61.42	66.5
02/26/2017 05:40	5.7	62.15	63.6	6.0	62.13	63.6	6.0	62.18	64.6	7.7	61.42	66.5
02/26/2017 05:50	5.7	62.12	63.5	6.0	62.09	63.6	6.0	62.13	64.6	7.7	61.35	66.4
02/26/2017 06:00	5.7	62.06	63.5	6.0	62.03	63.7	6.0	62.11	64.5	7.7	61.33	66.4
02/26/2017 06:10	5.7	62.02	63.5	6.0	62.02	63.6	6.0	62.04	64.5	7.7	61.32	66.4
02/26/2017 06:20	5.7	62.02	63.5	6.0	62.02	63.6	6.0	62.05	64.5	7.7	61.33	66.4
02/26/2017 06:30	5.7	62.00	63.5	6.0	62.02	63.5	6.0	62.02	64.5	7.7	61.28	66.3
02/26/2017 06:40	5.7	61.93	63.4	6.0	62.00	63.6	6.0	62.00	64.4	7.7	61.23	66.4
02/26/2017 06:50	5.7	61.91	63.4	6.0	61.93	63.5	6.0	61.93	64.4	7.7	61.23	66.3
02/26/2017 07:00	5.7	61.87	63.3	6.0	61.90	63.5	6.0	61.91	64.4	7.7	61.19	66.2
02/26/2017 07:10	5.7	61.83	63.3	6.0	61.83	63.4	6.0	61.85	64.4	7.7	61.13	66.2
02/26/2017 07:20	5.7	61.83	63.3	6.0	61.83	63.4	6.0	61.83	64.3	7.7	61.12	66.1
02/26/2017 07:30	5.7	61.83	63.2	6.0	61.83	63.3	6.0	61.83	64.3	7.7	61.13	66.2
02/26/2017 07:40	5.7	61.84	63.3	6.0	61.88	63.3	6.0	61.86	64.3	7.7	61.15	66.1
02/26/2017 07:50	5.7	61.98	63.3	6.0	62.00	63.3	6.0	61.98	64.3	7.7	61.27	66.2
02/26/2017 08:00	5.7	62.08	63.3	6.0	62.06	63.4	6.0	62.07	64.4	7.7	61.34	66.2
02/26/2017 08:10	5.7	62.22	63.4	6.0	62.23	63.5	6.0	62.22	64.4	7.7	61.48	66.3
02/26/2017 08:20	5.7	62.35	63.6	6.0	62.34	63.5	6.0	62.32	64.5	7.7	61.63	66.3
02/26/2017 08:30	5.7	62.51	63.7	6.0	62.51	63.7	6.0	62.48	64.6	7.7	61.78	66.4
02/26/2017 08:40	5.7	62.69	63.8	6.0	62.67	63.9	6.0	62.66	64.7	7.7	61.99	66.4
02/26/2017 08:50	5.7	62.88	64.0	6.0	62.85	64.0	6.0	62.83	64.8	7.7	62.14	66.6
02/26/2017 09:00	5.7	63.03	64.1	6.0	63.02	64.1	6.0	62.99	65.0	7.7	62.32	66.6
02/26/2017 09:10	5.7	63.20	64.2	6.0	63.21	64.2	6.0	63.16	65.1	7.7	62.48	66.8
02/26/2017 09:20	5.7	63.31	64.4	6.0	63.34	64.4	6.0	63.28	65.3	7.7	62.63	66.9
02/26/2017 09:30	5.7	63.45	64.5	6.0	63.48	64.5	5.9	63.44	65.4	7.7	62.76	67.0
02/26/2017 09:40	5.7	63.63	64.7	6.0	63.65	64.7	5.9	63.59	65.5	7.7	62.93	67.1
02/26/2017 09:50	5.7	63.80	64.8	6.0	63.80	64.9	5.9	63.74	65.6	7.7	63.09	67.3
02/26/2017 10:00	5.7	63.96	64.9	6.0	63.99	65.0	5.9	63.92	65.7	7.7	63.28	67.4
02/26/2017 10:10	5.7	64.13	65.1	6.0	64.14	65.2	5.9	64.09	65.9	7.7	63.46	67.5
02/26/2017 10:20	5.7	64.28	65.3	6.0	64.30	65.3	5.9	64.26	66.0	7.7	63.62	67.6
02/26/2017 10:30	5.7	64.49	65.4	6.0	64.49	65.4	5.9	64.44	66.2	7.7	63.80	67.7
02/26/2017 10:40	5.7	64.61	65.6	6.0	64.64	65.6	6.0	64.56	66.4	7.7	63.97	67.9
02/26/2017 10:50	5.7	64.75	65.7	6.0	64.77	65.7	5.9	64.72	66.5	7.7	64.08	68.0
02/26/2017 11:00	5.7	64.88	65.8	6.0	64.89	65.9	5.9	64.84	66.5	7.7	64.20	68.1
02/26/2017 11:10	5.7	64.96	66.0	6.0	65.00	65.9	5.9	64.94	66.7	7.7	64.31	68.2
02/26/2017 11:20	5.7	65.06	66.1	6.0	65.07	66.0	5.9	65.04	66.8	7.7	64.39	68.3
02/26/2017 11:30	5.7	65.17	66.1	6.0	65.18	66.1	5.9	65.14	66.9	7.7	64.49	68.4
02/26/2017 11:40	5.7	65.23	66.3	6.0	65.28	66.2	5.9	65.22	67.0	7.7	64.58	68.6
02/26/2017 11:50	5.7	65.32	66.3	6.0	65.34	66.3	5.9	65.28	67.1	7.7	64.69	68.6
02/26/2017 12:00	5.7	65.47	66.4	6.0	65.48	66.4	5.9	65.42	67.2	7.7	64.79	68.7
02/26/2017 12:10	5.7	65.61	66.5	6.0	65.64	66.5	5.9	65.56	67.3	7.7	64.94	68.8
02/26/2017 12:20	5.7	65.75	66.6	6.0	65.75	66.6	5.9	65.68	67.4	7.7	65.05	68.9
02/26/2017 12:30	5.7	65.89	66.8	6.0	65.91	66.7	5.9	65.85	67.5	7.7	65.25	69.0
02/26/2017 12:40	5.7	66.02	67.0	6.0	66.04	66.9	5.9	65.95	67.6	7.7	65.38	69.1
02/26/2017 12:50	5.7	66.21	67.1	6.0	66.22	67.0	5.9	66.13	67.8	7.7	65.55	69.2
02/26/2017 13:00	5.7	66.33	67.2	6.0	66.33	67.1	5.9	66.28	67.9	7.7	65.68	69.3
02/26/2017 13:10	5.7	66.48	67.3	6.0	66.47	67.3	5.9	66.41	68.0	7.7	65.81	69.5
02/26/2017 13:20	5.7	66.65	67.5	6.0	66.65	67.4	5.9	66.56	68.1	7.7	65.97	69.6
02/26/2017 13:30	5.7	66.79	67.6	6.0	66.80	67.5	5.9	66.73	68.2	7.7	66.14	69.7
02/26/2017 13:40	5.7	66.99	67.7	6.0	67.00	67.7	5.9	66.91	68.4	7.7	66.37	69.8
02/26/2017 13:50	5.7	67.22	67.9	6.0	67.21	67.9	5.9	67.14	68.5	7.7	66.57	70.0
02/26/2017 14:00	5.7	67.42	68.2	6.0	67.42	68.1	5.9	67.33	68.7	7.7	66.78	70.1

Date/Time	HW1i F	HW1i T	HW1o	HW2i F	HW2i T	HW2o	HW3i F	HW3i T	HW3o	HW4i F	HW4i T	HW4o
02/26/2017 14:10	5.7	67.64	68.4	6.0	67.64	68.3	5.9	67.56	68.9	7.7	67.00	70.2
02/26/2017 14:20	5.7	67.81	68.5	6.0	67.82	68.5	5.9	67.76	69.1	7.7	67.20	70.4
02/26/2017 14:30	5.7	67.99	68.6	6.0	68.00	68.6	5.9	67.90	69.3	7.7	67.39	70.5
02/26/2017 14:40	5.7	68.11	68.8	6.0	68.13	68.8	5.9	68.05	69.4	7.6	67.50	70.7
02/26/2017 14:50	5.7	68.30	69.0	6.0	68.30	68.9	5.9	68.23	69.5	7.6	67.67	71.0
02/26/2017 15:00	5.7	68.47	69.1	6.0	68.47	69.1	5.9	68.38	69.7	7.6	67.83	71.1
02/26/2017 15:10	5.7	68.58	69.2	6.0	68.58	69.2	5.9	68.49	69.8	7.6	67.95	71.2
02/26/2017 15:20	5.7	68.67	69.3	6.0	68.67	69.3	5.9	68.61	70.0	7.6	68.05	71.3
02/26/2017 15:30	5.7	68.72	69.5	6.0	68.72	69.4	6.0	68.63	70.0	7.6	68.11	71.4
02/26/2017 15:40	5.7	68.73	69.5	6.0	68.78	69.5	5.9	68.66	70.0	7.6	68.13	71.4
02/26/2017 15:50	5.7	68.72	69.6	6.0	68.76	69.5	6.0	68.67	70.1	7.6	68.11	71.6
02/26/2017 16:00	5.7	68.61	69.6	6.0	68.61	69.5	5.9	68.56	70.2	7.6	67.96	71.7
02/26/2017 16:10	5.7	68.61	69.5	6.0	68.61	69.4	5.9	68.56	70.1	7.6	67.96	71.6
02/26/2017 16:20	5.7	68.63	69.6	6.0	68.64	69.3	6.0	68.61	70.1	7.6	68.00	71.7
02/26/2017 16:30	5.7	68.63	69.5	6.0	68.63	69.4	5.9	68.62	70.1	7.6	68.01	71.6
02/26/2017 16:40	5.7	68.63	69.5	6.0	68.64	69.4	6.0	68.61	70.2	7.6	68.02	71.7
02/26/2017 16:50	5.7	68.63	69.5	6.0	68.63	69.5	6.0	68.58	70.2	7.5	67.98	71.6
02/26/2017 17:00	5.7	68.51	69.5	6.0	68.51	69.4	6.0	68.47	70.2	7.6	67.85	71.7
02/26/2017 17:10	5.7	68.42	69.3	6.0	68.42	69.3	5.9	68.36	70.1	7.6	67.72	71.7
02/26/2017 17:20	5.7	68.38	69.4	6.0	68.39	69.3	5.9	68.32	70.0	7.5	67.71	71.6
02/26/2017 17:30	5.7	68.31	69.4	6.0	68.31	69.3	5.9	68.27	70.0	7.6	67.62	71.5
02/26/2017 17:40	5.7	68.22	69.2	6.0	68.22	69.2	5.9	68.19	69.9	7.5	67.53	71.5
02/26/2017 17:50	5.7	68.11	69.2	6.0	68.14	69.2	5.9	68.11	69.9	7.6	67.47	71.5
02/26/2017 18:00	5.7	68.02	69.1	6.0	68.06	69.0	5.9	67.97	69.8	7.5	67.36	71.5
02/26/2017 18:10	5.7	67.91	69.0	6.0	67.92	69.0	6.0	67.89	69.7	7.6	67.23	71.4
02/26/2017 18:20	5.7	67.79	68.9	6.0	67.81	68.9	5.9	67.77	69.7	7.6	67.11	71.4
02/26/2017 18:30	5.7	67.72	68.8	6.0	67.72	68.8	5.9	67.67	69.6	7.6	67.03	71.3
02/26/2017 18:40	5.7	67.64	68.8	6.0	67.66	68.7	5.9	67.61	69.5	7.5	66.96	71.2
02/26/2017 18:50	5.7	67.53	68.7	6.0	67.55	68.6	5.9	67.52	69.5	7.6	66.84	71.1
02/26/2017 19:00	5.7	67.49	68.6	6.0	67.49	68.5	6.0	67.44	69.4	7.5	66.79	71.0
02/26/2017 19:10	5.7	67.42	68.6	6.0	67.42	68.5	5.9	67.38	69.3	7.6	66.72	71.0
02/26/2017 19:20	5.7	67.36	68.5	6.0	67.38	68.4	6.0	67.32	69.2	7.6	66.69	71.0
02/26/2017 19:30	5.7	67.27	68.4	6.0	67.31	68.4	6.0	67.24	69.2	7.5	66.60	70.9
02/26/2017 19:40	5.7	67.22	68.4	6.0	67.22	68.3	5.9	67.22	69.1	7.6	66.53	70.8
02/26/2017 19:50	5.7	67.19	68.3	6.0	67.20	68.3	6.0	67.14	69.1	7.5	66.49	70.8
02/26/2017 20:00	5.7	67.13	68.3	6.0	67.14	68.2	5.9	67.13	69.0	7.6	66.43	70.8
02/26/2017 20:10	5.7	67.13	68.2	6.0	67.13	68.2	6.0	67.11	68.9	7.5	66.42	70.7
02/26/2017 20:20	5.7	67.08	68.2	6.0	67.09	68.2	5.9	67.04	68.9	7.5	66.42	70.7
02/26/2017 20:30	5.7	67.03	68.2	6.0	67.03	68.1	6.0	66.97	69.0	7.5	66.33	70.7
02/26/2017 20:40	5.7	66.94	68.2	6.0	66.94	68.1	6.0	66.92	68.9	7.6	66.23	70.6
02/26/2017 20:50	5.7	66.88	68.0	6.0	66.87	68.0	6.0	66.84	68.8	7.5	66.14	70.7
02/26/2017 21:00	5.7	66.78	68.0	6.0	66.78	68.0	6.0	66.77	68.8	7.5	66.07	70.6
02/26/2017 21:10	5.7	66.73	67.9	6.0	66.74	67.8	6.0	66.72	68.8	7.6	66.03	70.5
02/26/2017 21:20	5.7	66.73	67.9	6.0	66.73	67.9	6.0	66.71	68.7	7.5	66.03	70.4
02/26/2017 21:30	5.7	66.72	67.9	6.0	66.73	67.8	6.0	66.72	68.6	7.5	66.03	70.4
02/26/2017 21:40	5.7	66.74	67.9	6.0	66.77	67.8	5.9	66.72	68.6	7.5	66.06	70.3
02/26/2017 21:50	5.7	66.73	67.8	6.0	66.75	67.8	5.9	66.72	68.6	7.5	66.03	70.4
02/26/2017 22:00	5.7	66.73	67.8	6.0	66.75	67.8	6.0	66.72	68.6	7.5	66.03	70.4
02/26/2017 22:10	5.7	66.73	67.9	6.0	66.74	67.8	6.0	66.72	68.6	7.5	66.04	70.4
02/26/2017 22:20	5.7	66.72	67.8	6.0	66.75	67.8	6.0	66.72	68.6	7.6	66.05	70.4
02/26/2017 22:30	5.7	66.74	67.8	6.0	66.77	67.8	6.0	66.72	68.7	7.6	66.08	70.4
02/26/2017 22:40	5.7	66.72	67.9	6.0	66.73	67.8	6.0	66.72	68.6	7.5	66.07	70.3
02/26/2017 22:50	5.7	66.73	67.9	6.0	66.74	67.8	5.9	66.72	68.6	7.5	66.12	70.3
02/26/2017 23:00	5.7	66.77	67.9	6.0	66.81	67.8	6.0	66.72	68.6	7.5	66.12	70.4
02/26/2017 23:10	5.7	66.75	67.9	6.0	66.77	67.8	5.9	66.72	68.6	7.5	66.12	70.3

Date/Time	HW1i F	HW1i T	HW1o	HW2i F	HW2i T	HW2o	HW3i F	HW3i T	HW3o	HW4i F	HW4i T	HW4o
02/26/2017 23:20	5.7	66.75	67.8	6.0	66.78	67.9	5.9	66.72	68.6	7.5	66.11	70.3
02/26/2017 23:30	5.7	66.81	67.9	6.0	66.81	67.8	6.0	66.73	68.6	7.5	66.13	70.4
02/26/2017 23:40	5.7	66.83	67.8	6.0	66.83	67.9	5.9	66.80	68.6	7.5	66.18	70.3
02/26/2017 23:50	5.7	66.92	67.9	6.0	66.92	67.8	5.9	66.87	68.7	7.5	66.28	70.4
02/27/2017 00:00	5.7	66.92	68.0	6.0	66.92	67.9	5.9	66.90	68.7	7.5	66.29	70.4
02/27/2017 00:10	5.7	66.93	68.0	6.0	66.92	67.9	5.9	66.91	68.7	7.5	66.31	70.4
02/27/2017 00:20	5.7	66.99	68.0	6.0	66.99	68.0	5.9	66.92	68.7	7.5	66.33	70.5
02/27/2017 00:30	5.7	67.02	68.0	6.0	67.02	68.0	5.9	66.93	68.8	7.6	66.38	70.4
02/27/2017 00:40	5.7	67.03	68.1	6.0	67.03	68.0	5.9	67.01	68.8	7.6	66.42	70.5
02/27/2017 00:50	5.7	67.13	68.1	6.0	67.11	68.0	5.9	67.08	68.8	7.5	66.49	70.5
02/27/2017 01:00	5.7	67.18	68.2	6.0	67.17	68.2	5.9	67.12	68.9	7.5	66.56	70.6
02/27/2017 01:10	5.7	67.22	68.2	6.0	67.22	68.1	5.9	67.14	68.9	7.5	66.61	70.6
02/27/2017 01:20	5.7	67.25	68.3	6.0	67.24	68.1	6.0	67.22	69.0	7.5	66.63	70.6
02/27/2017 01:30	5.7	67.32	68.3	6.0	67.32	68.2	5.9	67.22	69.0	7.5	66.71	70.7
02/27/2017 01:40	5.7	67.33	68.4	6.0	67.33	68.3	6.0	67.30	69.1	7.5	66.72	70.7
02/27/2017 01:50	5.7	67.42	68.4	6.0	67.41	68.3	6.0	67.33	69.1	7.6	66.72	70.7
02/27/2017 02:00	5.7	67.40	68.4	6.0	67.38	68.3	5.9	67.33	69.1	7.5	66.72	70.7
02/27/2017 02:10	5.7	67.41	68.4	6.0	67.39	68.4	5.9	67.33	69.1	7.5	66.72	70.7
02/27/2017 02:20	5.7	67.41	68.4	6.0	67.38	68.4	6.0	67.33	69.1	7.5	66.72	70.8
02/27/2017 02:30	5.7	67.41	68.4	6.0	67.36	68.3	5.9	67.33	69.1	7.5	66.72	70.8
02/27/2017 02:40	5.7	67.42	68.4	6.0	67.36	68.3	6.0	67.33	69.1	7.5	66.72	70.7
02/27/2017 02:50	5.7	67.42	68.4	6.0	67.42	68.3	6.0	67.33	69.1	7.5	66.72	70.8
02/27/2017 03:00	5.7	67.42	68.4	6.0	67.42	68.4	5.9	67.33	69.1	7.5	66.73	70.8
02/27/2017 03:10	5.7	67.42	68.4	6.0	67.40	68.3	5.9	67.33	69.1	7.5	66.72	70.8
02/27/2017 03:20	5.7	67.40	68.4	6.0	67.36	68.4	5.9	67.33	69.1	7.5	66.72	70.8
02/27/2017 03:30	5.7	67.33	68.4	6.0	67.33	68.4	5.9	67.32	69.1	7.5	66.72	70.8
02/27/2017 03:40	5.7	67.33	68.3	6.0	67.33	68.3	5.9	67.24	69.1	7.5	66.66	70.8
02/27/2017 03:50	5.7	67.26	68.3	6.0	67.25	68.3	5.9	67.22	69.1	7.5	66.62	70.8
02/27/2017 04:00	5.7	67.22	68.3	6.0	67.22	68.2	6.0	67.17	69.1	7.5	66.53	70.8
02/27/2017 04:10	5.7	67.15	68.3	6.0	67.13	68.2	6.0	67.13	69.0	7.6	66.52	70.7
02/27/2017 04:20	5.7	67.12	68.2	6.0	67.11	68.2	6.0	67.08	69.0	7.6	66.46	70.7
02/27/2017 04:30	5.7	67.13	68.2	6.0	67.13	68.1	5.9	67.08	68.9	7.5	66.50	70.7
02/27/2017 04:40	5.7	67.18	68.2	6.0	67.14	68.1	5.9	67.12	68.9	7.5	66.53	70.6
02/27/2017 04:50	5.7	67.18	68.2	6.0	67.13	68.2	5.9	67.13	68.9	7.5	66.53	70.6
02/27/2017 05:00	5.7	67.15	68.2	6.0	67.13	68.2	5.9	67.12	69.0	7.5	66.53	70.7
02/27/2017 05:10	5.7	67.22	68.2	6.0	67.16	68.2	5.9	67.13	68.9	7.5	66.53	70.6
02/27/2017 05:20	5.7	67.19	68.3	6.0	67.13	68.2	5.9	67.13	68.9	7.6	66.53	70.7
02/27/2017 05:30	5.7	67.13	68.2	6.0	67.12	68.2	5.9	67.08	69.0	7.6	66.47	70.6
02/27/2017 05:40	5.7	67.11	68.3	6.0	67.08	68.1	5.9	67.04	69.0	7.5	66.43	70.7
02/27/2017 05:50	5.7	67.03	68.2	6.0	67.03	68.1	5.9	67.00	68.9	7.5	66.42	70.6
02/27/2017 06:00	5.7	67.03	68.1	6.0	67.03	68.1	5.9	66.92	68.9	7.5	66.37	70.7
02/27/2017 06:10	5.7	67.02	68.1	6.0	67.00	68.1	5.9	66.92	68.9	7.5	66.33	70.6
02/27/2017 06:20	5.7	66.95	68.1	6.0	66.93	68.0	5.9	66.89	68.8	7.5	66.29	70.6
02/27/2017 06:30	5.7	66.92	68.0	6.0	66.89	68.0	6.0	66.84	68.7	7.6	66.23	70.5
02/27/2017 06:40	5.7	66.83	68.0	6.0	66.83	67.9	5.9	66.81	68.7	7.5	66.18	70.5
02/27/2017 06:50	5.7	66.82	68.0	6.0	66.80	67.9	6.0	66.75	68.7	7.5	66.13	70.4
02/27/2017 07:00	5.7	66.73	67.9	6.0	66.73	67.9	5.9	66.72	68.7	7.5	66.11	70.4
02/27/2017 07:10	5.7	66.74	67.9	6.0	66.73	67.8	5.9	66.72	68.7	7.5	66.12	70.3
02/27/2017 07:20	5.7	66.81	67.9	6.0	66.80	67.9	5.9	66.72	68.6	7.5	66.13	70.4
02/27/2017 07:30	5.7	66.90	67.9	6.0	66.88	67.9	6.0	66.79	68.6	7.5	66.25	70.4
02/27/2017 07:40	5.7	67.03	68.0	6.0	67.02	68.0	5.9	66.91	68.6	7.5	66.36	70.4
02/27/2017 07:50	5.7	67.19	68.1	6.0	67.17	68.0	6.0	67.05	68.7	7.6	66.51	70.5
02/27/2017 08:00	5.7	67.40	68.2	6.0	67.39	68.1	5.9	67.26	68.9	7.5	66.71	70.6
02/27/2017 08:10	5.7	67.63	68.4	6.0	67.62	68.3	5.9	67.48	69.0	7.6	66.95	70.6
02/27/2017 08:20	5.7	67.77	68.6	6.0	67.78	68.5	5.9	67.66	69.2	7.5	67.10	70.8

Date/Time	HW1i F	HW1i T	HW1o	HW2i F	HW2i T	HW2o	HW3i F	HW3i T	HW3o	HW4i F	HW4i T	HW4o
02/27/2017 08:30	5.7	67.96	68.7	6.0	67.96	68.6	5.9	67.84	69.3	7.5	67.27	70.8
02/27/2017 08:40	5.7	68.13	68.8	6.0	68.14	68.8	5.9	68.00	69.5	7.6	67.47	71.0
02/27/2017 08:50	5.7	68.39	69.1	6.0	68.39	68.9	5.9	68.25	69.6	7.6	67.72	71.1
02/27/2017 09:00	5.7	68.59	69.2	6.0	68.59	69.1	5.9	68.47	69.8	7.5	67.94	71.3
02/27/2017 09:10	5.7	68.85	69.4	6.0	68.87	69.3	5.9	68.72	70.0	7.6	68.21	71.5
02/27/2017 09:20	5.7	69.06	69.7	6.0	69.08	69.4	5.9	68.95	70.2	7.5	68.44	71.6
02/27/2017 09:30	5.7	69.29	69.9	6.0	69.31	69.8	5.9	69.15	70.4	7.5	68.64	71.8
02/27/2017 09:40	5.7	69.56	70.1	6.0	69.56	70.0	5.9	69.41	70.6	7.6	68.90	71.9
02/27/2017 09:50	5.7	69.83	70.3	6.0	69.85	70.2	5.9	69.68	70.8	7.6	69.21	72.2
02/27/2017 10:00	5.7	70.14	70.6	6.0	70.14	70.4	5.9	69.97	71.0	7.6	69.48	72.4
02/27/2017 10:10	5.7	70.44	70.8	6.0	70.43	70.7	5.9	70.30	71.2	7.6	69.79	72.5
02/27/2017 10:20	5.7	70.76	71.1	6.0	70.76	71.0	5.9	70.57	71.5	7.6	70.10	72.7
02/27/2017 10:30	5.7	71.12	71.4	6.0	71.12	71.3	5.9	70.94	71.8	7.6	70.48	73.0
02/27/2017 10:40	5.7	71.36	71.8	6.0	71.36	71.6	5.9	71.17	72.1	7.6	70.75	73.2
02/27/2017 10:50	5.7	71.58	72.0	6.0	71.55	71.8	5.9	71.41	72.2	7.6	70.97	73.5
02/27/2017 11:00	5.7	71.96	72.2	6.0	71.93	72.0	5.9	71.74	72.5	7.6	71.34	73.6
02/27/2017 11:10	5.7	72.22	72.5	6.0	72.19	72.2	5.9	72.03	72.8	7.6	71.59	73.9
02/27/2017 11:20	5.7	72.52	72.7	6.0	72.47	72.5	5.9	72.29	73.1	7.6	71.92	74.1
02/27/2017 11:30	5.7	72.86	73.0	6.0	72.82	72.8	5.9	72.63	73.3	7.6	72.28	74.4
02/27/2017 11:40	5.7	73.23	73.3	6.0	73.21	73.0	5.9	73.00	73.6	7.6	72.69	74.6
02/27/2017 11:50	5.7	73.60	73.7	6.0	73.61	73.3	5.9	73.40	73.8	7.6	73.09	74.9
02/27/2017 12:00	5.7	73.85	74.0	6.0	73.85	73.8	5.9	73.65	74.1	7.6	73.33	75.2
02/27/2017 12:10	5.7	74.11	74.3	6.0	74.13	73.9	5.9	73.95	74.5	7.6	73.66	75.4
02/27/2017 12:20	5.7	74.42	74.5	6.0	74.44	74.3	5.9	74.25	74.7	7.6	73.97	75.7
02/27/2017 12:30	5.7	74.67	74.8	6.0	74.68	74.6	5.9	74.50	75.0	7.6	74.21	75.9
02/27/2017 12:40	5.7	74.95	75.1	6.0	74.95	74.7	5.9	74.76	75.3	7.6	74.50	76.2
02/27/2017 12:50	5.7	75.28	75.4	6.0	75.30	74.9	5.9	75.11	75.5	7.6	74.86	76.4
02/27/2017 13:00	5.7	75.47	75.6	6.0	75.49	74.9	5.9	75.31	75.7	7.6	75.07	76.6
02/27/2017 13:10	5.7	75.70	75.8	6.0	75.72	--------	5.9	75.53	75.9	7.6	75.34	76.8
02/27/2017 13:20	5.7	75.94	76.0	6.0	75.94	--------	5.9	75.76	76.1	7.6	75.62	77.1
02/27/2017 13:30	5.7	76.27	76.3	6.0	76.29	--------	5.9	76.10	76.4	7.6	75.94	77.3
02/27/2017 13:40	5.7	76.47	76.5	6.0	76.49	76.4	5.9	76.34	76.6	7.6	76.17	77.5
02/27/2017 13:50	5.7	76.69	76.8	6.0	76.70	76.5	5.9	76.58	76.9	7.6	76.41	77.7
02/27/2017 14:00	5.7	76.94	76.9	6.0	76.98	76.5	5.9	76.81	77.1	7.6	76.66	78.0
02/27/2017 14:10	5.7	77.18	77.2	6.0	77.21	--------	5.9	77.04	77.3	7.6	76.91	78.2
02/27/2017 14:20	5.7	77.35	77.4	6.0	77.41	--------	5.9	77.24	77.5	7.6	77.09	78.4
02/27/2017 14:30	5.7	77.52	77.6	6.0	77.55	--------	5.9	77.40	77.7	7.6	77.27	78.6
02/27/2017 14:40	5.7	77.73	77.8	6.0	77.77	--------	6.0	77.61	77.9	7.6	77.47	78.8
02/27/2017 14:50	5.7	77.89	78.0	6.0	77.92	77.8	5.9	77.77	78.0	7.6	77.64	79.0
02/27/2017 15:00	5.7	78.06	78.1	6.0	78.13	77.8	5.9	77.95	78.2	7.6	77.83	79.1
02/27/2017 15:10	5.7	78.20	78.3	6.0	78.25	--------	5.9	78.06	78.4	7.6	77.93	79.3
02/27/2017 15:20	5.7	78.31	78.4	6.0	78.34	--------	6.0	78.22	78.6	7.6	78.06	79.4
02/27/2017 15:30	5.7	78.47	78.6	6.0	78.48	--------	6.0	78.37	78.7	7.6	78.22	79.6
02/27/2017 15:40	5.7	78.58	78.7	6.0	78.62	--------	6.0	78.49	78.8	7.6	78.35	79.6
02/27/2017 15:50	5.7	78.71	78.9	6.0	78.72	78.4	5.9	78.61	78.9	7.6	78.43	79.8
02/27/2017 16:00	5.7	78.74	78.9	6.0	78.78	78.5	5.9	78.66	79.0	7.6	78.47	80.0
02/27/2017 16:10	5.7	78.81	79.0	6.0	78.86	78.8	6.0	78.72	79.1	7.6	78.57	80.1
02/27/2017 16:20	5.7	78.92	79.0	6.0	78.92	78.9	5.9	78.79	79.2	7.6	78.63	80.2
02/27/2017 16:30	5.7	78.81	79.1	6.0	78.80	78.8	6.0	78.69	79.3	7.6	78.43	80.2
02/27/2017 16:40	5.7	78.72	79.1	6.0	78.72	78.9	5.9	78.63	79.3	7.6	78.27	80.3
02/27/2017 16:50	5.7	78.69	79.0	6.0	78.67	78.8	5.9	78.56	79.2	7.6	78.22	80.3
02/27/2017 17:00	5.7	78.62	79.0	6.0	78.61	78.8	6.0	78.52	79.2	7.6	78.13	80.2
02/27/2017 17:10	5.8	78.55	79.0	6.0	78.53	78.8	5.9	78.44	79.1	7.6	78.08	80.2
02/27/2017 17:20	5.8	78.52	78.9	6.0	78.48	78.7	5.9	78.41	79.1	7.6	77.97	80.2
02/27/2017 17:30	5.8	78.42	78.9	6.0	78.42	78.6	5.9	78.32	79.1	7.6	77.92	80.2

Date/Time	HW1i F	HW1i T	HW1o	HW2i F	HW2i T	HW2o	HW3i F	HW3i T	HW3o	HW4i F	HW4i T	HW4o
02/27/2017 17:40	5.8	78.34	78.8	6.0	78.32	78.6	6.0	78.23	79.0	7.6	77.83	80.1
02/27/2017 17:50	5.8	78.26	78.7	6.0	78.23	78.5	5.9	78.17	78.9	7.6	77.77	80.2
02/27/2017 18:00	5.8	78.19	78.7	6.0	78.19	78.4	5.9	78.06	78.9	7.6	77.66	80.1
02/27/2017 18:10	5.8	78.05	78.6	6.0	78.04	78.4	5.9	77.97	78.8	7.6	77.53	80.1
02/27/2017 18:20	5.8	77.85	78.4	6.0	77.84	78.3	5.9	77.78	78.7	7.6	77.32	80.0
02/27/2017 18:30	5.8	77.68	78.3	6.0	77.68	78.1	5.9	77.62	78.6	7.6	77.16	79.9
02/27/2017 18:40	5.8	77.53	78.1	6.0	77.52	77.9	5.9	77.45	78.4	7.6	76.97	79.8
02/27/2017 18:50	5.8	77.38	78.0	6.0	77.37	77.8	5.9	77.29	78.3	7.6	76.81	79.7
02/27/2017 19:00	5.8	77.18	77.8	6.0	77.18	77.8	5.9	77.12	78.2	7.6	76.66	79.6
02/27/2017 19:10	5.8	77.08	77.7	6.0	77.07	77.7	5.9	76.99	78.1	7.6	76.53	79.4
02/27/2017 19:20	5.8	76.92	77.6	6.0	76.93	77.5	5.9	76.87	78.0	7.6	76.39	79.3
02/27/2017 19:30	5.7	76.80	77.5	6.0	76.81	77.3	5.9	76.75	77.9	7.6	76.27	79.2
02/27/2017 19:40	5.8	76.68	77.3	6.0	76.68	77.2	5.9	76.62	77.8	7.6	76.12	79.1
02/27/2017 19:50	5.7	76.57	77.2	6.0	76.57	77.1	5.9	76.50	77.6	7.6	76.01	79.1
02/27/2017 20:00	5.7	76.43	77.2	6.0	76.43	77.0	5.9	76.36	77.5	7.6	75.87	79.0
02/27/2017 20:10	5.7	76.36	77.0	6.0	76.36	76.9	5.9	76.28	77.4	7.6	75.82	78.9
02/27/2017 20:20	5.8	76.27	76.9	6.0	76.27	76.8	5.9	76.20	77.3	7.6	75.73	78.8
02/27/2017 20:30	5.7	76.17	76.9	6.0	76.17	76.8	5.9	76.12	77.2	7.6	75.63	78.7
02/27/2017 20:40	5.7	76.09	76.8	6.0	76.09	76.6	5.9	76.03	77.2	7.6	75.55	78.6
02/27/2017 20:50	5.7	76.03	76.7	6.0	76.03	76.6	5.9	75.99	77.1	7.6	75.49	78.6
02/27/2017 21:00	5.7	75.97	76.6	6.0	75.97	76.5	5.9	75.91	77.0	7.6	75.42	78.5
02/27/2017 21:10	5.7	75.90	76.6	6.0	75.91	76.5	5.9	75.83	77.0	7.6	75.35	78.5
02/27/2017 21:20	5.7	75.83	76.6	6.0	75.83	76.4	5.9	75.80	76.9	7.6	75.33	78.4
02/27/2017 21:30	5.7	75.83	76.5	6.0	75.83	76.4	5.9	75.72	76.8	7.6	75.23	78.3
02/27/2017 21:40	5.7	75.74	76.5	6.0	75.74	76.3	5.9	75.72	76.8	7.6	75.22	78.3
02/27/2017 21:50	5.7	75.72	76.4	6.0	75.72	76.2	5.9	75.64	76.8	7.6	75.15	78.3
02/27/2017 22:00	5.7	75.72	76.4	6.0	75.72	76.2	5.9	75.63	76.7	7.6	75.13	78.3
02/27/2017 22:10	5.7	75.70	76.3	6.0	75.72	76.2	5.9	75.63	76.7	7.6	75.13	78.2
02/27/2017 22:20	5.7	75.63	76.3	6.0	75.65	76.2	5.9	75.60	76.7	7.6	75.12	78.2
02/27/2017 22:30	5.7	75.64	76.3	6.0	75.66	76.1	6.0	75.58	76.7	7.6	75.09	78.2
02/27/2017 22:40	5.7	75.55	76.2	6.0	75.55	76.1	5.9	75.50	76.7	7.6	74.96	78.1
02/27/2017 22:50	5.7	75.52	76.2	6.0	75.52	76.1	5.9	75.43	76.6	7.6	74.92	78.1
02/27/2017 23:00	5.7	75.46	76.2	6.0	75.52	76.0	5.9	75.42	76.6	7.6	74.92	78.0
02/27/2017 23:10	5.7	75.44	76.1	6.0	75.51	76.0	5.9	75.42	76.6	7.6	74.92	78.0
02/27/2017 23:20	5.7	75.47	76.1	6.0	75.49	76.0	5.9	75.39	76.5	7.6	74.92	78.0
02/27/2017 23:30	5.7	75.51	76.1	6.0	75.52	76.0	5.9	75.42	76.5	7.6	74.92	78.0
02/27/2017 23:40	5.7	75.52	76.1	6.0	75.53	76.0	6.0	75.44	76.5	7.6	74.94	78.0
02/27/2017 23:50	5.7	75.54	76.2	6.0	75.56	76.0	5.9	75.49	76.6	7.6	74.98	78.0
02/28/2017 00:00	5.7	75.54	76.2	6.0	75.54	76.0	5.9	75.48	76.5	7.6	74.98	78.0
02/28/2017 00:10	5.7	75.52	76.2	6.0	75.52	76.0	5.9	75.47	76.5	7.6	74.95	78.0
02/28/2017 00:20	5.7	75.47	76.2	6.0	75.48	76.0	5.9	75.40	76.5	7.6	74.88	78.0
02/28/2017 00:30	5.7	75.45	76.2	6.0	75.46	76.0	6.0	75.37	76.5	7.6	74.86	78.0
02/28/2017 00:40	5.7	75.47	76.1	6.0	75.50	76.0	5.9	75.41	76.5	7.6	74.91	77.9
02/28/2017 00:50	5.7	75.42	76.1	6.0	75.45	75.9	5.9	75.35	76.5	7.6	74.86	78.0
02/28/2017 01:00	5.7	75.43	76.1	6.0	75.46	76.0	5.9	75.35	76.4	7.6	74.88	78.0
02/28/2017 01:10	5.7	75.36	76.1	6.0	75.40	76.0	5.9	75.33	76.5	7.6	74.83	77.9
02/28/2017 01:20	5.7	75.33	76.0	6.0	75.37	75.9	5.9	75.32	76.4	7.6	74.80	77.9
02/28/2017 01:30	5.7	75.33	76.0	6.0	75.34	75.9	5.9	75.32	76.4	7.6	74.80	77.9
02/28/2017 01:40	5.7	75.33	76.0	6.0	75.33	75.9	5.9	75.30	76.4	7.6	74.72	77.9
02/28/2017 01:50	5.7	75.33	76.0	6.0	75.33	75.9	5.9	75.27	76.4	7.6	74.72	77.9
02/28/2017 02:00	5.7	75.33	76.0	6.0	75.33	75.9	5.9	75.25	76.4	7.6	74.72	77.9
02/28/2017 02:10	5.7	75.34	76.0	6.0	75.38	75.8	6.0	75.31	76.3	7.6	74.80	77.8
02/28/2017 02:20	5.7	75.39	76.0	6.0	75.42	75.9	5.9	75.33	76.4	7.6	74.83	77.9
02/28/2017 02:30	5.7	75.42	76.1	6.0	75.42	76.0	5.9	75.33	76.4	7.6	74.83	77.9
02/28/2017 02:40	5.7	75.38	76.0	6.0	75.42	76.0	5.9	75.33	76.4	7.6	74.83	77.9

Date/Time	HW1i F	HW1i T	HW1o	HW2i F	HW2i T	HW2o	HW3i F	HW3i T	HW3o	HW4i F	HW4i T	HW4o
02/28/2017 02:50	5.7	75.35	76.1	6.0	75.39	75.9	6.0	75.33	76.4	7.6	74.81	77.9
02/28/2017 03:00	5.7	75.35	76.0	6.0	75.37	75.9	5.9	75.33	76.4	7.6	74.81	77.8
02/28/2017 03:10	5.7	75.33	76.0	6.0	75.34	75.9	5.9	75.33	76.4	7.6	74.80	77.9
02/28/2017 03:20	5.7	75.36	76.0	6.0	75.41	75.8	5.9	75.33	76.4	7.6	74.82	77.9
02/28/2017 03:30	5.7	75.33	76.1	6.0	75.37	75.9	5.9	75.33	76.4	7.6	74.82	77.9
02/28/2017 03:40	5.7	75.33	76.1	6.0	75.34	75.9	5.9	75.31	76.4	7.6	74.75	77.9
02/28/2017 03:50	5.7	75.32	76.1	6.0	75.33	75.9	5.9	75.23	76.4	7.6	74.72	77.9
02/28/2017 04:00	5.7	75.23	76.0	6.0	75.25	75.8	5.9	75.16	76.3	7.6	74.66	77.8
02/28/2017 04:10	5.7	75.18	75.9	6.0	75.21	75.7	6.0	75.13	76.3	7.6	74.62	77.8
02/28/2017 04:20	5.7	75.16	75.9	6.0	75.21	75.7	5.9	75.13	76.3	7.6	74.62	77.8
02/28/2017 04:30	5.7	75.21	75.9	6.0	75.22	75.8	5.9	75.13	76.2	7.6	74.63	77.8
02/28/2017 04:40	5.7	75.22	75.9	6.0	75.22	75.7	5.9	75.13	76.3	7.6	74.64	77.8
02/28/2017 04:50	5.7	75.22	75.9	6.0	75.25	75.8	5.9	75.15	76.3	7.6	74.70	77.8
02/28/2017 05:00	5.7	75.31	75.9	6.0	75.33	75.8	5.9	75.22	76.3	7.6	74.72	77.7
02/28/2017 05:10	5.7	75.32	75.9	6.0	75.33	75.8	5.9	75.23	76.3	7.6	74.72	77.7
02/28/2017 05:20	5.7	75.33	75.9	6.0	75.33	75.8	5.9	75.26	76.3	7.6	74.72	77.8
02/28/2017 05:30	5.7	75.33	76.0	6.0	75.33	75.8	5.9	75.31	76.3	7.6	74.72	77.8
02/28/2017 05:40	5.7	75.33	76.0	6.0	75.33	75.9	6.0	75.32	76.4	7.6	74.75	77.8
02/28/2017 05:50	5.7	75.33	76.0	6.0	75.38	75.9	5.9	75.33	76.3	7.6	74.83	77.8
02/28/2017 06:00	5.7	75.38	76.0	6.0	75.42	76.0	5.9	75.33	76.4	7.6	74.83	77.8
02/28/2017 06:10	5.7	75.42	76.1	6.0	75.44	75.9	5.9	75.34	76.4	7.6	74.86	77.9
02/28/2017 06:20	5.7	75.47	76.1	6.0	75.52	75.9	5.9	75.42	76.5	7.6	74.92	77.9
02/28/2017 06:30	5.7	75.52	76.1	6.0	75.52	76.0	6.0	75.42	76.5	7.6	74.93	77.9
02/28/2017 06:40	5.7	75.52	76.1	6.0	75.53	76.0	5.9	75.47	76.5	7.6	74.99	77.9
02/28/2017 06:50	5.7	75.58	76.2	6.0	75.61	76.0	6.0	75.52	76.6	7.6	75.03	78.0
02/28/2017 07:00	5.7	75.63	76.2	6.0	75.63	76.0	6.0	75.53	76.6	7.6	75.06	78.0
02/28/2017 07:10	5.7	75.69	76.3	6.0	75.71	76.0	6.0	75.61	76.6	7.6	75.13	78.0
02/28/2017 07:20	5.7	75.72	76.3	6.0	75.72	76.2	6.0	75.63	76.7	7.6	75.13	78.1
02/28/2017 07:30	5.7	75.77	76.4	6.0	75.79	76.2	5.9	75.71	76.7	7.6	75.23	78.1
02/28/2017 07:40	5.7	75.86	76.4	6.0	75.88	76.2	6.0	75.80	76.7	7.6	75.33	78.1
02/28/2017 07:50	5.7	75.99	76.4	6.0	76.00	76.3	5.9	75.89	76.8	7.6	75.42	78.2
02/28/2017 08:00	5.7	76.06	76.6	6.0	76.07	76.4	6.0	76.02	76.9	7.6	75.54	78.3
02/28/2017 08:10	5.7	76.23	76.6	6.0	76.25	76.5	5.9	76.16	77.0	7.6	75.69	78.3
02/28/2017 08:20	5.7	76.39	76.8	6.0	76.39	76.6	5.9	76.29	77.1	7.6	75.82	78.4
02/28/2017 08:30	5.7	76.50	76.9	6.0	76.50	76.7	6.0	76.41	77.1	7.6	75.97	78.5
02/28/2017 08:40	5.7	76.68	77.1	6.0	76.68	76.9	6.0	76.59	77.3	7.6	76.14	78.6
02/28/2017 08:50	5.8	76.79	77.2	6.0	76.80	77.0	5.9	76.73	77.4	7.5	76.26	78.7
02/28/2017 09:00	5.7	76.93	77.3	6.0	76.93	77.1	6.0	76.83	77.6	7.5	76.39	78.8
02/28/2017 09:10	5.7	77.10	77.4	6.0	77.10	77.2	5.9	77.01	77.7	7.5	76.56	79.0
02/28/2017 09:20	5.7	77.28	77.6	6.0	77.30	77.3	5.9	77.19	77.8	7.5	76.77	79.0
02/28/2017 09:30	5.7	77.48	77.7	6.0	77.48	77.6	6.0	77.37	77.9	7.5	76.93	79.2
02/28/2017 09:40	5.7	77.65	77.9	6.0	77.67	77.7	6.0	77.56	78.1	7.5	77.14	79.4
02/28/2017 09:50	5.7	77.92	78.1	6.0	77.93	77.9	6.0	77.81	78.3	7.5	77.42	79.5
02/28/2017 10:00	5.8	78.16	78.3	6.0	78.17	78.0	6.0	78.03	78.5	7.6	77.64	79.6
02/28/2017 10:10	5.8	78.38	78.5	6.0	78.37	78.3	5.9	78.25	78.7	7.6	77.86	79.8
02/28/2017 10:20	5.8	78.58	78.7	6.0	78.58	78.5	6.0	78.46	78.9	7.6	78.08	80.0
02/28/2017 10:30	5.8	78.81	78.9	6.0	78.80	78.6	5.9	78.64	79.0	7.5	78.30	80.2
02/28/2017 10:40	5.8	79.03	79.1	6.0	79.03	78.6	6.0	78.90	79.2	7.6	78.53	80.3
02/28/2017 10:50	5.8	79.33	79.3	6.0	79.34	--------	6.0	79.17	79.5	7.6	78.84	80.5
02/28/2017 11:00	5.8	79.58	79.6	6.0	79.60	--------	6.0	79.43	79.7	7.6	79.09	80.7
02/28/2017 11:10	5.8	79.93	79.9	6.0	79.94	--------	6.0	79.78	79.9	7.6	79.44	80.9
02/28/2017 11:20	5.8	80.19	80.2	6.0	80.19	--------	5.9	80.07	80.2	7.5	79.71	81.1
02/28/2017 11:30	5.8	80.44	80.4	6.0	80.44	--------	6.0	80.33	80.4	7.6	79.98	81.4
02/28/2017 11:40	5.8	80.73	80.6	6.0	80.75	--------	6.0	80.60	80.7	7.6	80.29	81.6
02/28/2017 11:50	5.8	81.09	80.9	6.0	81.10	--------	5.9	80.97	80.9	7.6	80.63	81.8

Date/Time	HW1i F	HW1i T	HW1o	HW2i F	HW2i T	HW2o	HW3i F	HW3i T	HW3o	HW4i F	HW4i T	HW4o
02/28/2017 12:00	5.8	81.37	81.3	6.0	81.38	--------	6.0	81.23	81.2	7.6	80.96	82.1
02/28/2017 12:10	5.8	81.63	81.6	6.0	81.63	81.3	6.0	81.50	81.4	7.6	81.20	82.3
02/28/2017 12:20	5.8	81.90	81.7	6.0	81.90	81.4	6.0	81.76	81.7	7.6	81.47	82.6
02/28/2017 12:30	5.8	82.18	82.0	6.0	82.15	81.8	6.0	82.03	81.9	7.6	81.77	82.8
02/28/2017 12:40	5.8	82.33	82.3	6.0	82.30	81.9	6.0	82.19	82.1	7.5	81.89	83.0
02/28/2017 12:50	5.8	82.61	82.4	6.0	82.59	81.9	6.0	82.44	82.3	7.5	82.17	83.2
02/28/2017 13:00	5.8	82.81	82.7	6.0	82.76	--------	6.0	82.65	82.6	7.5	82.35	83.4
02/28/2017 13:10	5.8	82.93	82.8	6.0	82.90	82.6	6.0	82.77	82.8	7.5	82.47	83.5
02/28/2017 13:20	5.8	83.06	82.9	6.0	83.04	82.7	6.0	82.91	82.9	7.6	82.59	83.8
02/28/2017 13:30	5.8	83.18	83.1	6.0	83.18	82.9	6.0	83.01	83.0	7.5	82.72	83.9
02/28/2017 13:40	5.8	83.30	83.2	6.0	83.30	83.0	6.0	83.17	83.1	7.5	82.89	84.0
02/28/2017 13:50	5.8	83.37	83.3	6.0	83.36	83.0	6.0	83.22	83.3	7.5	82.92	84.2
02/28/2017 14:00	5.8	83.42	83.4	6.0	83.42	83.2	6.0	83.29	83.4	7.5	82.95	84.3
02/28/2017 14:10	5.8	83.50	83.5	6.0	83.49	83.2	6.0	83.36	83.5	7.5	83.04	84.3
02/28/2017 14:20	5.8	83.55	83.6	6.0	83.54	83.2	6.0	83.39	83.5	7.5	83.06	84.4
02/28/2017 14:30	5.8	83.63	83.6	6.0	83.62	83.4	6.0	83.43	83.6	7.6	83.13	84.5
02/28/2017 14:40	5.8	83.63	83.7	6.0	83.63	83.3	6.0	83.48	83.6	7.5	83.21	84.5
02/28/2017 14:50	5.8	83.76	83.7	6.0	83.74	83.3	6.0	83.59	83.7	7.5	83.27	84.6
02/28/2017 15:00	5.8	83.84	83.8	6.0	83.83	83.3	6.0	83.69	83.8	7.6	83.38	84.8
02/28/2017 15:10	5.8	83.92	83.9	6.0	83.92	83.7	6.0	83.81	83.9	7.5	83.44	84.8
02/28/2017 15:20	5.8	83.92	84.0	6.0	83.92	83.7	6.0	83.83	84.0	7.5	83.52	84.9
02/28/2017 15:30	5.8	83.92	84.0	6.0	83.92	83.7	6.0	83.83	84.0	7.6	83.53	85.0
02/28/2017 15:40	5.8	83.98	84.0	6.0	83.94	83.8	6.0	83.83	84.0	7.6	83.53	85.1
02/28/2017 15:50	5.8	83.99	84.1	6.0	83.93	83.7	6.0	83.83	84.1	7.6	83.53	85.1
02/28/2017 16:00	5.8	83.99	84.1	6.0	83.95	83.7	6.0	83.83	84.1	7.6	83.53	85.1
02/28/2017 16:10	5.8	84.05	84.1	6.0	84.04	83.7	6.0	83.92	84.1	7.6	83.62	85.1
02/28/2017 16:20	5.8	84.15	84.2	6.0	84.15	83.8	6.0	84.01	84.1	7.6	83.71	85.1
02/28/2017 16:30	5.8	84.28	84.3	6.0	84.27	83.8	6.0	84.12	84.2	7.6	83.82	85.2
02/28/2017 16:40	5.8	84.31	84.3	6.0	84.30	84.0	6.0	84.13	84.3	7.6	83.83	85.3
02/28/2017 16:50	5.8	84.26	84.4	6.0	84.25	84.1	6.0	84.13	84.3	7.6	83.83	85.3
02/28/2017 17:00	5.8	84.18	84.4	6.0	84.17	84.1	6.0	84.05	84.3	7.6	83.72	85.3
02/28/2017 17:10	5.8	84.13	84.3	6.0	84.12	84.0	6.0	84.00	84.3	7.6	83.63	85.4
02/28/2017 17:20	5.8	84.08	84.3	6.0	84.06	84.0	6.0	83.92	84.3	7.6	83.63	85.4
02/28/2017 17:30	5.8	84.01	84.2	6.0	83.99	84.0	6.0	83.90	84.3	7.6	83.58	85.4
02/28/2017 17:40	5.8	84.01	84.2	6.0	83.97	83.9	6.0	83.88	84.2	7.6	83.53	85.3
02/28/2017 17:50	5.8	83.95	84.2	6.0	83.93	83.8	6.0	83.83	84.2	7.6	83.48	85.3
02/28/2017 18:00	5.8	83.92	84.1	6.0	83.92	83.8	6.0	83.81	84.2	7.6	83.42	85.3
02/28/2017 18:10	5.8	83.81	84.1	6.0	83.80	83.9	6.0	83.67	84.1	7.6	83.31	85.2
02/28/2017 18:20	5.8	83.67	84.0	6.0	83.66	83.8	6.0	83.55	84.1	7.6	83.19	85.2
02/28/2017 18:30	5.8	83.52	83.9	6.0	83.50	83.7	6.0	83.39	84.0	7.6	83.02	85.1
02/28/2017 18:40	5.8	83.33	83.7	6.0	83.31	83.6	6.0	83.21	83.8	7.6	82.86	85.1
02/28/2017 18:50	5.8	83.18	83.6	6.0	83.15	83.5	6.0	83.03	83.7	7.6	82.65	85.0
02/28/2017 19:00	5.8	83.01	83.5	6.0	82.98	83.3	6.0	82.92	83.6	7.6	82.52	84.8
02/28/2017 19:10	5.8	82.92	83.3	6.0	82.92	83.2	6.0	82.83	83.5	7.6	82.44	84.7
02/28/2017 19:20	5.8	82.92	83.3	6.0	82.92	83.1	6.0	82.81	83.4	7.6	82.42	84.7
02/28/2017 19:30	5.8	82.92	83.2	6.0	82.87	83.0	6.0	82.74	83.4	7.6	82.38	84.6
02/28/2017 19:40	5.8	82.83	83.1	6.0	82.77	82.9	6.0	82.71	83.4	7.6	82.32	84.6
02/28/2017 19:50	5.8	82.82	83.1	6.0	82.72	82.8	6.0	82.70	83.2	7.6	82.29	84.5
02/28/2017 20:00	5.8	82.82	83.0	6.0	82.74	82.9	6.0	82.69	83.2	7.6	82.29	84.5
02/28/2017 20:10	5.8	82.83	83.1	6.0	82.79	82.9	6.0	82.70	83.2	7.6	82.31	84.5
02/28/2017 20:20	5.8	82.86	83.1	6.0	82.80	82.9	6.0	82.72	83.2	7.6	82.34	84.5
02/28/2017 20:30	5.8	82.88	83.2	6.0	82.84	82.8	6.0	82.73	83.3	7.6	82.36	84.5
02/28/2017 20:40	5.8	82.81	83.1	6.0	82.74	82.8	6.0	82.67	83.3	7.6	82.28	84.5
02/28/2017 20:50	5.8	82.70	83.1	6.0	82.67	82.8	6.0	82.58	83.2	7.6	82.21	84.5
02/28/2017 21:00	5.8	82.59	83.0	6.0	82.56	82.8	6.0	82.48	83.1	7.6	82.11	84.4

Date/Time	HW1i F	HW1i T	HW1o	HW2i F	HW2i T	HW2o	HW3i F	HW3i T	HW3o	HW4i F	HW4i T	HW4o
02/28/2017 21:10	5.8	82.52	82.9	6.0	82.52	82.8	6.0	82.42	83.1	7.6	82.03	84.4
02/28/2017 21:20	5.8	82.49	82.9	6.0	82.42	82.7	6.0	82.33	83.0	7.6	81.96	84.3
02/28/2017 21:30	5.8	82.39	82.8	6.0	82.33	82.6	6.0	82.31	82.9	7.6	81.88	84.3
02/28/2017 21:40	5.8	82.32	82.7	6.0	82.28	82.4	6.0	82.23	82.9	7.6	81.83	84.2
02/28/2017 21:50	5.8	82.23	82.7	6.0	82.22	82.5	6.0	82.14	82.9	7.6	81.76	84.1
02/28/2017 22:00	5.8	82.22	82.6	6.0	82.13	82.4	6.0	82.13	82.8	7.6	81.72	84.1
02/28/2017 22:10	5.8	82.22	82.6	6.0	82.13	82.4	6.0	82.13	82.8	7.6	81.72	84.1
02/28/2017 22:20	5.8	82.22	82.6	6.0	82.16	82.4	6.0	82.13	82.7	7.6	81.72	84.1
02/28/2017 22:30	5.8	82.22	82.6	6.0	82.14	82.4	6.0	82.13	82.7	7.6	81.72	84.0
02/28/2017 22:40	5.8	82.22	82.5	6.0	82.22	82.4	6.0	82.13	82.7	7.6	81.74	84.0
02/28/2017 22:50	5.8	82.22	82.6	6.0	82.22	82.4	6.0	82.13	82.7	7.6	81.75	84.0
02/28/2017 23:00	5.8	82.27	82.7	6.0	82.21	82.4	6.0	82.17	82.7	7.6	81.78	84.0
02/28/2017 23:10	5.8	82.31	82.7	6.0	82.24	82.4	6.0	82.20	82.8	7.6	81.83	84.0
02/28/2017 23:20	5.8	82.30	82.6	6.0	82.22	82.4	6.0	82.20	82.8	7.6	81.83	84.0
02/28/2017 23:30	5.8	82.33	82.6	6.0	82.29	82.5	6.0	82.22	82.8	7.6	81.83	84.0
02/28/2017 23:40	5.8	82.29	82.6	6.0	82.23	82.4	6.0	82.20	82.8	7.6	81.83	84.0
02/28/2017 23:50	5.8	82.32	82.6	6.0	82.24	82.4	6.0	82.22	82.8	7.6	81.83	84.1
03/01/2017 00:00	5.8	82.25	82.6	6.0	82.22	82.4	6.0	82.14	82.8	7.6	81.77	84.1

Date/Time	HW5i F	HW5i T	HW5o	HW5i not used	HW6i F	HW6i T	HW6o	HW7i F	HW7i T	HW7o	HW8i F	HW8i T	HW8o
02/01/2017 00:00	7.9	66.83	69.5	66.4	7.9	66.60	70.6	7.9	66.52	70.1	7.7	66.73	70.5
02/01/2017 00:10	7.9	66.83	69.5	66.3	7.9	66.57	70.6	7.9	66.50	70.1	7.6	66.72	70.4
02/01/2017 00:20	7.9	66.80	69.4	66.3	7.9	66.52	70.5	7.9	66.42	70.1	7.6	66.72	70.4
02/01/2017 00:30	7.9	66.72	69.3	66.2	7.9	66.42	70.5	7.9	66.38	70.0	7.6	66.63	70.4
02/01/2017 00:40	7.9	66.59	69.3	66.1	7.9	66.33	70.4	7.9	66.25	69.9	7.6	66.53	70.3
02/01/2017 00:50	7.9	66.46	69.3	66.0	7.9	66.17	70.5	7.9	66.12	69.9	7.6	66.37	70.3
02/01/2017 01:00	7.9	66.36	69.2	65.9	7.9	66.09	70.3	7.9	66.03	69.8	7.6	66.33	70.2
02/01/2017 01:10	7.9	66.27	69.1	65.8	7.9	65.97	70.3	7.9	65.94	69.8	7.6	66.24	70.2
02/01/2017 01:20	7.9	66.17	69.1	65.8	7.9	65.90	70.2	7.9	65.81	69.7	7.6	66.11	70.1
02/01/2017 01:30	7.9	66.02	69.0	65.7	7.9	65.73	70.1	7.9	65.71	69.6	7.6	65.98	69.9
02/01/2017 01:40	7.9	65.98	69.0	65.6	7.9	65.70	70.1	7.9	65.66	69.5	7.6	65.93	69.9
02/01/2017 01:50	7.9	65.83	68.9	65.5	7.9	65.59	70.0	7.9	65.51	69.5	7.6	65.80	69.8
02/01/2017 02:00	7.9	65.71	68.7	65.3	7.9	65.44	69.8	7.9	65.41	69.4	7.6	65.70	69.8
02/01/2017 02:10	7.9	65.63	68.6	65.2	7.9	65.33	69.8	7.9	65.29	69.3	7.6	65.58	69.6
02/01/2017 02:20	7.9	65.60	68.6	65.2	7.9	65.30	69.7	7.9	65.29	69.2	7.6	65.58	69.6
02/01/2017 02:30	7.9	65.52	68.5	65.1	7.9	65.22	69.6	7.9	65.22	69.1	7.6	65.46	69.6
02/01/2017 02:40	7.9	65.45	68.5	65.1	7.9	65.22	69.6	7.9	65.14	69.1	7.6	65.42	69.5
02/01/2017 02:50	7.9	65.42	68.4	65.0	7.9	65.22	69.5	7.9	65.13	69.1	7.6	65.41	69.4
02/01/2017 03:00	7.9	65.45	68.4	65.0	7.9	65.21	69.5	7.9	65.13	69.0	7.6	65.37	69.4
02/01/2017 03:10	7.9	65.42	68.4	65.0	7.9	65.18	69.5	7.9	65.10	68.9	7.6	65.36	69.3
02/01/2017 03:20	7.9	65.42	68.2	65.0	7.9	65.14	69.4	7.9	65.07	68.9	7.7	65.33	69.3
02/01/2017 03:30	7.9	65.42	68.2	65.0	7.9	65.13	69.4	7.9	65.04	68.9	7.7	65.33	69.3
02/01/2017 03:40	7.9	65.35	68.3	64.9	7.9	65.10	69.4	7.9	65.03	68.9	7.6	65.30	69.3
02/01/2017 03:50	7.9	65.36	68.3	64.9	7.9	65.12	69.4	7.9	65.03	68.9	7.6	65.32	69.2
02/01/2017 04:00	7.9	65.38	68.2	65.0	7.9	65.13	69.3	7.9	65.03	68.8	7.6	65.33	69.2
02/01/2017 04:10	7.9	65.36	68.2	65.0	7.9	65.12	69.3	7.9	65.03	68.8	7.6	65.33	69.2
02/01/2017 04:20	7.9	65.33	68.2	64.9	7.9	65.04	69.3	7.9	65.02	68.8	7.6	65.30	69.2
02/01/2017 04:30	7.9	65.25	68.1	64.8	7.9	64.97	69.3	7.9	64.95	68.8	7.6	65.25	69.2
02/01/2017 04:40	7.9	65.16	68.2	64.8	7.9	64.91	69.2	7.9	64.86	68.8	7.6	65.16	69.1
02/01/2017 04:50	7.9	65.02	68.1	64.7	7.9	64.75	69.2	7.9	64.72	68.7	7.6	65.00	69.1
02/01/2017 05:00	7.9	64.96	68.1	64.6	7.9	64.69	69.2	7.9	64.66	68.7	7.6	64.93	69.1
02/01/2017 05:10	7.9	64.89	67.9	64.5	7.9	64.59	69.1	7.9	64.59	68.6	7.7	64.83	69.0
02/01/2017 05:20	7.9	64.83	67.8	64.4	7.9	64.53	69.0	7.9	64.53	68.5	7.7	64.78	68.9
02/01/2017 05:30	7.9	64.75	67.8	64.4	7.9	64.51	68.9	7.9	64.46	68.4	7.6	64.72	68.9
02/01/2017 05:40	7.9	64.71	67.8	64.3	7.9	64.41	68.9	7.9	64.36	68.4	7.6	64.68	68.8
02/01/2017 05:50	7.9	64.58	67.8	64.2	7.9	64.31	68.8	7.9	64.30	68.4	7.7	64.57	68.8
02/01/2017 06:00	7.9	64.53	67.6	64.1	7.9	64.26	68.8	7.9	64.25	68.3	7.6	64.52	68.7
02/01/2017 06:10	7.9	64.50	67.6	64.0	7.9	64.22	68.7	7.9	64.19	68.3	7.6	64.45	68.6
02/01/2017 06:20	7.9	64.42	67.6	64.0	7.9	64.13	68.7	7.9	64.13	68.2	7.7	64.37	68.6
02/01/2017 06:30	7.9	64.41	67.5	64.0	7.9	64.13	68.6	7.9	64.11	68.1	7.7	64.34	68.6
02/01/2017 06:40	7.9	64.39	67.4	63.9	7.9	64.13	68.6	7.9	64.05	68.1	7.7	64.33	68.5
02/01/2017 06:50	7.9	64.36	67.4	64.0	7.9	64.13	68.6	7.9	64.05	68.0	7.6	64.33	68.5
02/01/2017 07:00	7.9	64.34	67.4	64.0	7.9	64.13	68.5	7.9	64.03	68.0	7.6	64.33	68.5
02/01/2017 07:10	7.9	64.34	67.4	63.9	7.9	64.13	68.5	7.9	64.03	68.0	7.6	64.33	68.4
02/01/2017 07:20	7.9	64.33	67.4	63.9	7.9	64.11	68.5	7.9	64.03	68.0	7.6	64.33	68.4
02/01/2017 07:30	7.9	64.40	67.3	63.9	7.9	64.13	68.5	7.9	64.03	68.0	7.6	64.33	68.4
02/01/2017 07:40	7.9	64.35	67.4	63.9	7.9	64.12	68.5	7.9	64.03	68.0	7.6	64.33	68.4
02/01/2017 07:50	7.9	64.33	67.4	63.8	7.9	64.03	68.5	7.9	64.03	68.0	7.7	64.28	68.3
02/01/2017 08:00	7.9	64.36	67.3	63.9	7.9	64.09	68.4	7.9	64.04	67.9	7.7	64.31	68.3
02/01/2017 08:10	7.9	64.42	67.3	63.9	7.9	64.15	68.4	7.9	64.10	67.9	7.6	64.33	68.3
02/01/2017 08:20	7.9	64.48	67.3	64.0	7.9	64.22	68.4	7.9	64.13	67.9	7.6	64.38	68.3
02/01/2017 08:30	7.9	64.53	67.4	64.0	7.9	64.22	68.5	7.9	64.19	68.0	7.6	64.42	68.3
02/01/2017 08:40	7.9	64.61	67.4	64.0	7.9	64.31	68.5	7.9	64.28	68.0	7.6	64.52	68.4
02/01/2017 08:50	7.9	64.72	67.4	64.1	7.9	64.42	68.5	7.9	64.33	68.0	7.6	64.58	68.4
02/01/2017 09:00	7.9	64.70	67.4	64.1	7.9	64.40	68.5	7.9	64.33	68.0	7.6	64.57	68.5

Date/Time	HW5i F	HW5i T	HW5o	HW5i not used	HW6i F	HW6i T	HW6o	HW7i F	HW7i T	HW7o	HW8i F	HW8i T	HW8o
02/01/2017 09:10	7.9	64.74	67.4	64.2	7.9	64.48	68.5	7.9	64.40	68.0	7.6	64.66	68.5
02/01/2017 09:20	7.9	64.85	67.5	64.3	7.9	64.53	68.6	7.9	64.50	68.1	7.6	64.72	68.5
02/01/2017 09:30	7.9	64.99	67.6	64.3	7.9	64.69	68.6	7.9	64.62	68.1	7.6	64.86	68.6
02/01/2017 09:40	7.9	65.03	67.6	64.5	7.9	64.80	68.7	7.9	64.72	68.2	7.6	64.94	68.6
02/01/2017 09:50	7.9	65.12	67.7	64.5	7.9	64.84	68.8	7.9	64.74	68.3	7.6	65.02	68.7
02/01/2017 10:00	7.9	65.18	67.7	64.5	7.9	64.90	68.8	7.9	64.82	68.3	7.6	65.05	68.7
02/01/2017 10:10	7.9	65.27	67.7	64.7	7.9	64.97	68.9	7.9	64.93	68.3	7.6	65.16	68.7
02/01/2017 10:20	7.9	65.28	67.8	64.7	7.9	64.98	68.9	7.9	64.93	68.4	7.6	65.18	68.8
02/01/2017 10:30	7.9	65.31	67.8	64.7	7.9	65.02	68.9	7.9	65.00	68.4	7.6	65.22	68.8
02/01/2017 10:40	7.9	65.31	67.9	64.8	7.9	65.02	68.9	7.9	64.98	68.5	7.6	65.22	68.9
02/01/2017 10:50	7.9	65.33	67.9	64.8	7.9	65.06	69.0	7.9	65.01	68.5	7.6	65.22	68.9
02/01/2017 11:00	7.9	65.44	67.9	64.9	7.9	65.18	69.0	7.9	65.08	68.5	7.6	65.31	68.9
02/01/2017 11:10	7.9	65.51	68.0	65.0	7.9	65.22	69.1	7.9	65.15	68.6	7.6	65.36	69.0
02/01/2017 11:20	7.9	65.58	68.1	65.0	7.9	65.27	69.1	7.9	65.21	68.6	7.6	65.41	69.0
02/01/2017 11:30	7.9	65.74	68.1	65.0	7.9	65.45	69.2	7.9	65.38	68.7	7.6	65.58	69.0
02/01/2017 11:40	7.9	65.88	68.2	65.2	7.9	65.59	69.2	7.9	65.51	68.7	7.6	65.72	69.1
02/01/2017 11:50	7.9	66.00	68.2	65.3	7.9	65.72	69.3	7.9	65.65	68.8	7.6	65.85	69.2
02/01/2017 12:00	7.9	66.10	68.3	65.5	7.9	65.83	69.4	7.9	65.74	68.9	7.6	65.95	69.2
02/01/2017 12:10	7.9	66.28	68.4	65.5	7.9	66.00	69.5	7.9	65.91	69.0	7.6	66.09	69.4
02/01/2017 12:20	7.9	66.43	68.5	65.7	7.9	66.17	69.6	7.9	66.07	69.1	7.6	66.27	69.4
02/01/2017 12:30	7.9	66.54	68.6	65.8	7.9	66.27	69.7	7.9	66.19	69.1	7.6	66.36	69.5
02/01/2017 12:40	7.9	66.83	68.7	66.1	7.9	66.56	69.8	7.9	66.45	69.3	7.6	66.61	69.7
02/01/2017 12:50	7.9	67.13	68.8	66.2	7.9	66.85	69.9	7.9	66.75	69.4	7.6	66.85	69.8
02/01/2017 13:00	7.9	67.45	69.0	66.5	7.9	67.21	70.1	7.9	67.06	69.5	7.6	67.25	70.0
02/01/2017 13:10	7.9	67.34	69.2	66.6	7.9	67.08	70.2	7.9	66.99	69.7	7.6	67.16	70.1
02/01/2017 13:20	7.7	67.28	69.3	66.6	7.8	67.02	70.3	7.9	66.91	69.8	7.6	67.10	70.2
02/01/2017 13:30	7.6	67.19	69.3	66.6	7.8	66.98	70.4	7.9	66.87	69.9	7.6	67.08	70.3
02/01/2017 13:40	7.6	67.12	69.4	66.5	7.8	66.90	70.5	7.9	66.80	69.9	7.6	67.03	70.3
02/01/2017 13:50	7.6	67.04	69.4	66.6	7.8	66.77	70.5	7.9	66.72	69.9	7.6	66.94	70.3
02/01/2017 14:00	7.6	67.00	69.3	66.5	7.8	66.72	70.5	7.9	66.68	69.9	7.6	66.88	70.3
02/01/2017 14:10	7.6	66.94	69.4	66.4	7.8	66.72	70.5	7.9	66.63	69.9	7.6	66.83	70.3
02/01/2017 14:20	7.6	66.92	69.4	66.4	7.8	66.67	70.5	7.9	66.59	69.9	7.6	66.84	70.3
02/01/2017 14:30	7.6	66.82	69.3	66.3	7.8	66.58	70.4	7.9	66.51	69.9	7.6	66.77	70.2
02/01/2017 14:40	7.6	66.80	69.3	66.3	7.8	66.53	70.4	7.9	66.48	69.9	7.6	66.73	70.2
02/01/2017 14:50	7.6	66.73	69.3	66.3	7.8	66.48	70.4	7.9	66.42	69.8	7.6	66.72	70.2
02/01/2017 15:00	7.6	66.71	69.3	66.3	7.8	66.43	70.4	7.9	66.39	69.8	7.6	66.71	70.2
02/01/2017 15:10	7.6	66.66	69.3	66.2	7.8	66.39	70.3	7.9	66.34	69.8	7.6	66.62	70.2
02/01/2017 15:20	7.6	66.63	69.3	66.1	7.8	66.34	70.4	7.9	66.32	69.8	7.6	66.58	70.2
02/01/2017 15:30	7.6	66.55	69.3	66.1	7.8	66.27	70.3	7.9	66.23	69.7	7.6	66.51	70.2
02/01/2017 15:40	7.6	66.47	69.3	66.0	7.8	66.21	70.2	7.9	66.16	69.7	7.6	66.45	70.1
02/01/2017 15:50	7.6	66.43	69.1	66.0	7.8	66.17	70.2	7.9	66.10	69.7	7.6	66.39	70.1
02/01/2017 16:00	7.6	66.33	69.2	66.0	7.8	66.09	70.2	7.9	66.03	69.6	7.6	66.33	70.0
02/01/2017 16:10	7.6	66.32	69.1	65.9	7.8	66.02	70.1	7.9	65.95	69.6	7.6	66.23	70.1
02/01/2017 16:20	7.6	66.21	69.1	65.8	7.8	65.92	70.1	7.9	65.89	69.5	7.6	66.17	69.9
02/01/2017 16:30	7.6	66.11	69.0	65.7	7.8	65.86	70.0	7.9	65.80	69.5	7.6	66.05	69.9
02/01/2017 16:40	7.6	65.98	68.8	65.6	7.8	65.71	69.9	7.9	65.69	69.4	7.6	65.93	69.9
02/01/2017 16:50	7.6	65.89	68.8	65.5	7.8	65.62	69.9	7.9	65.59	69.3	7.6	65.82	69.8
02/01/2017 17:00	7.6	65.78	68.8	65.4	7.8	65.51	69.9	7.9	65.46	69.3	7.6	65.73	69.7
02/01/2017 17:10	7.6	65.70	68.8	65.3	7.8	65.40	69.8	7.9	65.40	69.2	7.6	65.64	69.6
02/01/2017 17:20	7.6	65.53	68.6	65.2	7.8	65.23	69.7	7.9	65.20	69.2	7.6	65.47	69.6
02/01/2017 17:30	7.6	65.39	68.5	65.0	7.8	65.14	69.6	7.9	65.06	69.0	7.6	65.34	69.4
02/01/2017 17:40	7.6	65.33	68.4	65.0	7.8	65.05	69.5	7.9	65.02	68.9	7.6	65.26	69.4
02/01/2017 17:50	7.6	65.25	68.4	64.9	7.8	64.96	69.4	7.9	64.95	68.9	7.6	65.19	69.3
02/01/2017 18:00	7.6	65.20	68.4	64.8	7.8	64.92	69.4	7.9	64.88	68.8	7.6	65.10	69.2
02/01/2017 18:10	7.6	65.05	68.3	64.7	7.8	64.78	69.3	7.9	64.75	68.7	7.6	65.02	69.2

Date/Time	HW5i F	HW5i T	HW5o	HW5i not used	HW6i F	HW6i T	HW6o	HW7i F	HW7i T	HW7o	HW8i F	HW8i T	HW8o
02/01/2017 18:20	7.6	64.99	68.2	64.6	7.8	64.69	69.2	7.9	64.66	68.7	7.6	64.92	69.1
02/01/2017 18:30	7.6	64.88	68.1	64.5	7.8	64.57	69.2	7.9	64.57	68.6	7.6	64.79	69.0
02/01/2017 18:40	7.6	64.77	68.1	64.4	7.8	64.53	69.1	7.9	64.47	68.5	7.6	64.72	68.9
02/01/2017 18:50	7.6	64.72	67.9	64.3	7.8	64.43	69.0	7.9	64.38	68.4	7.6	64.65	68.8
02/01/2017 19:00	7.6	64.64	67.9	64.2	7.8	64.33	68.9	7.9	64.32	68.4	7.6	64.56	68.8
02/01/2017 19:10	7.6	64.54	67.8	64.2	7.8	64.24	68.9	7.9	64.23	68.3	7.6	64.46	68.7
02/01/2017 19:20	7.6	64.45	67.8	64.1	7.8	64.18	68.8	7.9	64.14	68.2	7.6	64.39	68.6
02/01/2017 19:30	7.6	64.36	67.7	64.0	7.8	64.11	68.7	7.9	64.05	68.2	7.6	64.32	68.6
02/01/2017 19:40	7.6	64.32	67.6	63.9	7.8	64.03	68.7	7.9	64.02	68.1	7.6	64.25	68.5
02/01/2017 19:50	7.6	64.24	67.6	63.9	7.8	63.97	68.6	7.9	63.95	68.1	7.6	64.17	68.4
02/01/2017 20:00	7.6	64.20	67.5	63.8	7.8	63.92	68.6	7.9	63.89	68.0	7.7	64.13	68.4
02/01/2017 20:10	7.6	64.10	67.4	63.7	7.8	63.88	68.5	7.9	63.80	67.9	7.6	64.09	68.3
02/01/2017 20:20	7.6	64.03	67.3	63.6	7.8	63.76	68.4	7.9	63.72	67.9	7.6	64.01	68.3
02/01/2017 20:30	7.6	63.96	67.4	63.5	7.8	63.68	68.3	7.9	63.63	67.8	7.6	63.92	68.2
02/01/2017 20:40	7.6	63.88	67.3	63.5	7.8	63.62	68.3	7.9	63.61	67.7	7.6	63.86	68.1
02/01/2017 20:50	7.6	63.76	67.2	63.4	7.8	63.48	68.2	7.9	63.46	67.7	7.6	63.74	68.1
02/01/2017 21:00	7.6	63.63	67.2	63.2	7.8	63.34	68.1	7.9	63.33	67.6	7.7	63.62	68.0
02/01/2017 21:10	7.6	63.54	67.0	63.1	7.8	63.23	68.1	7.9	63.24	67.6	7.6	63.52	67.9
02/01/2017 21:20	7.6	63.40	67.0	63.0	7.8	63.16	68.0	7.9	63.13	67.5	7.6	63.39	67.8
02/01/2017 21:30	7.6	63.21	66.9	62.8	7.8	62.95	67.9	7.9	62.94	67.4	7.6	63.20	67.7
02/01/2017 21:40	7.6	62.98	66.7	62.6	7.8	62.70	67.8	7.9	62.70	67.2	7.6	62.97	67.6
02/01/2017 21:50	7.6	62.73	66.6	62.4	7.8	62.46	67.7	7.9	62.47	67.1	7.6	62.75	67.5
02/01/2017 22:00	7.6	62.52	66.5	62.2	7.8	62.23	67.5	7.9	62.25	67.0	7.6	62.53	67.3
02/01/2017 22:10	7.6	62.33	66.4	62.0	7.8	62.05	67.3	7.9	62.05	66.8	7.6	62.34	67.2
02/01/2017 22:20	7.6	62.18	66.2	61.9	7.8	61.87	67.1	7.9	61.87	66.6	7.7	62.19	67.0
02/01/2017 22:30	7.6	61.98	66.0	61.6	7.8	61.71	67.0	7.9	61.67	66.5	7.7	61.99	66.9
02/01/2017 22:40	7.6	61.86	65.9	61.5	7.8	61.57	66.9	7.9	61.57	66.4	7.7	61.88	66.8
02/01/2017 22:50	7.6	61.70	65.7	61.4	7.8	61.44	66.8	7.9	61.38	66.2	7.7	61.70	66.6
02/01/2017 23:00	7.6	61.62	65.6	61.3	7.8	61.34	66.6	7.9	61.32	66.1	7.7	61.60	66.5
02/01/2017 23:10	7.6	61.49	65.6	61.2	7.8	61.21	66.5	7.9	61.20	66.0	7.7	61.49	66.4
02/01/2017 23:20	7.6	61.34	65.4	61.0	7.8	61.09	66.4	7.9	61.05	65.9	7.7	61.34	66.3
02/01/2017 23:30	7.6	61.23	65.3	60.9	7.8	60.93	66.3	7.9	60.91	65.8	7.7	61.22	66.2
02/01/2017 23:40	7.6	61.08	65.2	60.8	7.8	60.81	66.2	7.9	60.78	65.7	7.7	61.07	66.0
02/01/2017 23:50	7.6	60.94	65.0	60.6	7.8	60.66	66.0	7.9	60.64	65.6	7.7	60.92	65.9
02/02/2017 00:00	7.6	60.78	64.9	60.5	7.8	60.51	65.9	7.9	60.49	65.5	7.7	60.77	65.8
02/02/2017 00:10	7.6	60.62	64.9	60.4	7.8	60.38	65.9	7.9	60.35	65.3	7.7	60.62	65.7
02/02/2017 00:20	7.6	60.50	64.8	60.2	7.8	60.23	65.7	7.9	60.22	65.2	7.7	60.50	65.5
02/02/2017 00:30	7.6	60.35	64.6	60.1	7.8	60.13	65.6	7.9	60.08	65.1	7.7	60.37	65.5
02/02/2017 00:40	7.6	60.21	64.5	60.0	7.8	59.97	65.5	7.9	59.95	65.0	7.7	60.22	65.3
02/02/2017 00:50	7.6	60.03	64.4	59.8	7.8	59.79	65.4	7.9	59.79	64.9	7.7	60.04	65.2
02/02/2017 01:00	7.6	59.88	64.3	59.6	7.8	59.63	65.2	7.9	59.62	64.7	7.7	59.89	65.1
02/02/2017 01:10	7.6	59.70	64.1	59.5	7.8	59.48	65.1	7.9	59.45	64.6	7.7	59.73	65.0
02/02/2017 01:20	7.6	59.56	64.0	59.3	7.8	59.32	65.0	7.9	59.31	64.5	7.7	59.59	64.8
02/02/2017 01:30	7.6	59.39	63.9	59.2	7.8	59.15	64.9	7.9	59.17	64.4	7.7	59.45	64.7
02/02/2017 01:40	7.6	59.27	63.8	59.0	7.8	58.98	64.7	7.9	58.98	64.2	7.7	59.30	64.6
02/02/2017 01:50	7.6	59.08	63.6	58.9	7.8	58.80	64.6	7.9	58.83	64.1	7.7	59.12	64.5
02/02/2017 02:00	7.6	58.89	63.5	58.7	7.8	58.61	64.4	7.9	58.65	63.9	7.7	58.94	64.3
02/02/2017 02:10	7.6	58.74	63.3	58.5	7.8	58.47	64.3	7.9	58.50	63.8	7.7	58.78	64.2
02/02/2017 02:20	7.6	58.58	63.1	58.4	7.8	58.29	64.2	7.9	58.30	63.6	7.7	58.60	64.0
02/02/2017 02:30	7.6	58.33	63.0	58.1	7.8	58.08	64.0	7.9	58.11	63.5	7.7	58.40	63.8
02/02/2017 02:40	7.6	58.16	62.9	57.9	7.8	57.87	63.9	7.9	57.90	63.4	7.7	58.20	63.8
02/02/2017 02:50	7.6	57.98	62.8	57.8	7.8	57.74	63.8	7.9	57.76	63.2	7.7	58.05	63.6
02/02/2017 03:00	7.6	57.88	62.6	57.6	7.8	57.59	63.5	7.9	57.59	63.0	7.7	57.91	63.5
02/02/2017 03:10	7.6	57.71	62.5	57.5	7.8	57.46	63.5	7.9	57.49	62.9	7.7	57.77	63.3
02/02/2017 03:20	7.6	57.57	62.4	57.3	7.8	57.28	63.3	7.9	57.31	62.7	7.7	57.60	63.3

Date/Time	HW5i F	HW5i T	HW5o	HW5i not used	HW6i F	HW6i T	HW6o	HW7i F	HW7i T	HW7o	HW8i F	HW8i T	HW8o
02/02/2017 03:30	7.7	57.42	62.1	57.2	7.8	57.16	63.2	7.9	57.20	62.7	7.7	57.50	63.1
02/02/2017 03:40	7.7	57.26	62.1	57.1	7.8	57.03	63.0	7.9	57.05	62.6	7.7	57.34	62.9
02/02/2017 03:50	7.6	57.17	61.9	56.9	7.8	56.89	62.9	7.9	56.93	62.4	7.7	57.20	62.8
02/02/2017 04:00	7.6	57.10	61.8	56.9	7.8	56.84	62.9	7.9	56.88	62.3	7.7	57.13	62.7
02/02/2017 04:10	7.7	57.01	61.7	56.8	7.8	56.74	62.7	7.9	56.80	62.2	7.7	57.06	62.6
02/02/2017 04:20	7.6	56.90	61.7	56.7	7.8	56.63	62.7	7.9	56.68	62.1	7.7	56.98	62.5
02/02/2017 04:30	7.6	56.78	61.6	56.5	7.8	56.48	62.5	7.9	56.58	62.0	7.7	56.87	62.5
02/02/2017 04:40	7.7	56.64	61.4	56.4	7.8	56.40	62.4	7.9	56.43	61.9	7.7	56.73	62.3
02/02/2017 04:50	7.6	56.57	61.4	56.4	7.8	56.27	62.3	7.9	56.32	61.9	7.7	56.63	62.3
02/02/2017 05:00	7.6	56.48	61.3	56.3	7.8	56.19	62.3	7.9	56.26	61.8	7.7	56.58	62.2
02/02/2017 05:10	7.7	56.36	61.1	56.2	7.8	56.11	62.1	7.9	56.16	61.7	7.7	56.44	62.1
02/02/2017 05:20	7.7	56.29	61.0	56.1	7.8	56.02	62.1	7.9	56.06	61.5	7.7	56.35	62.0
02/02/2017 05:30	7.7	56.21	60.9	56.0	7.8	55.92	62.0	7.9	55.95	61.5	7.7	56.24	61.9
02/02/2017 05:40	7.7	56.08	60.9	55.9	7.8	55.81	61.9	7.9	55.87	61.4	7.7	56.16	61.8
02/02/2017 05:50	7.7	55.98	60.8	55.7	7.8	55.72	61.8	8.0	55.75	61.3	7.7	56.03	61.7
02/02/2017 06:00	7.7	55.92	60.7	55.7	7.8	55.64	61.7	7.9	55.66	61.2	7.7	55.95	61.6
02/02/2017 06:10	7.7	55.91	60.6	55.6	7.8	55.62	61.7	7.9	55.63	61.1	7.7	55.92	61.6
02/02/2017 06:20	7.7	55.84	60.5	55.6	7.8	55.56	61.5	7.9	55.63	61.1	7.7	55.92	61.5
02/02/2017 06:30	7.7	55.83	60.5	55.6	7.8	55.53	61.5	7.9	55.61	61.0	7.7	55.92	61.4
02/02/2017 06:40	7.7	55.84	60.4	55.6	7.8	55.53	61.5	7.9	55.59	61.0	7.7	55.92	61.3
02/02/2017 06:50	7.6	55.86	60.4	55.6	7.8	55.54	61.5	7.9	55.60	61.0	7.7	55.92	61.3
02/02/2017 07:00	7.7	55.77	60.4	55.5	7.8	55.52	61.5	7.9	55.55	60.9	7.7	55.90	61.3
02/02/2017 07:10	7.7	55.73	60.3	55.5	7.8	55.48	61.4	7.9	55.52	60.9	7.7	55.81	61.3
02/02/2017 07:20	7.7	55.72	60.4	55.5	7.8	55.45	61.4	7.9	55.52	60.9	7.7	55.81	61.3
02/02/2017 07:30	7.7	55.73	60.3	55.5	7.8	55.46	61.3	7.9	55.52	60.8	7.7	55.83	61.3
02/02/2017 07:40	7.7	55.70	60.2	55.4	7.8	55.45	61.3	7.9	55.48	60.8	7.7	55.78	61.2
02/02/2017 07:50	7.7	55.73	60.3	55.5	7.8	55.48	61.3	7.9	55.52	60.8	7.7	55.82	61.2
02/02/2017 08:00	7.7	55.73	60.2	55.5	7.8	55.47	61.3	7.9	55.52	60.8	7.7	55.82	61.2
02/02/2017 08:10	7.7	55.77	60.2	55.5	7.8	55.51	61.3	7.9	55.52	60.7	7.7	55.84	61.2
02/02/2017 08:20	7.7	55.83	60.1	55.5	7.8	55.53	61.3	7.9	55.55	60.7	7.7	55.87	61.1
02/02/2017 08:30	7.7	55.93	60.2	55.6	7.8	55.63	61.3	7.9	55.66	60.7	7.7	55.92	61.1
02/02/2017 08:40	7.6	56.00	60.3	55.7	7.8	55.71	61.3	7.9	55.71	60.8	7.7	55.95	61.1
02/02/2017 08:50	7.7	56.06	60.2	55.7	7.8	55.76	61.3	7.9	55.76	60.7	7.7	56.02	61.2
02/02/2017 09:00	7.7	56.18	60.3	55.7	7.8	55.85	61.3	7.9	55.88	60.8	7.7	56.08	61.2
02/02/2017 09:10	7.7	56.23	60.3	55.8	7.8	55.90	61.4	7.9	55.92	60.8	7.7	56.14	61.2
02/02/2017 09:20	7.7	56.34	60.3	55.8	7.8	55.99	61.4	7.9	56.00	60.8	7.7	56.22	61.3
02/02/2017 09:30	7.7	56.44	60.3	55.9	7.8	56.05	61.4	7.9	56.09	60.9	7.7	56.25	61.3
02/02/2017 09:40	7.7	56.78	60.4	56.1	7.8	56.34	61.5	7.9	56.39	61.0	7.7	56.55	61.4
02/02/2017 09:50	7.7	56.83	60.4	56.2	7.8	56.41	61.6	7.9	56.46	61.0	7.7	56.62	61.4
02/02/2017 10:00	7.7	56.69	60.5	56.1	7.8	56.36	61.6	7.9	56.38	61.1	7.7	56.56	61.5
02/02/2017 10:10	7.6	57.09	60.6	56.4	7.8	56.67	61.7	7.9	56.72	61.2	7.7	56.84	61.5
02/02/2017 10:20	7.7	57.36	60.7	56.7	7.8	56.95	61.7	7.9	56.97	61.3	7.7	57.11	61.6
02/02/2017 10:30	7.7	57.56	60.8	56.8	7.8	57.16	61.9	7.9	57.17	61.4	7.7	57.25	61.8
02/02/2017 10:40	7.6	57.76	61.0	57.0	7.8	57.38	62.0	7.9	57.38	61.5	7.7	57.46	61.9
02/02/2017 10:50	7.6	57.94	61.0	57.1	7.8	57.54	62.2	7.9	57.53	61.6	7.7	57.62	62.0
02/02/2017 11:00	7.7	57.90	61.2	57.2	7.8	57.52	62.3	7.9	57.51	61.7	7.7	57.66	62.1
02/02/2017 11:10	7.6	57.81	61.3	57.2	7.8	57.48	62.3	7.9	57.48	61.8	7.7	57.64	62.1
02/02/2017 11:20	7.6	58.07	61.3	57.3	7.8	57.67	62.4	7.9	57.66	61.9	7.7	57.77	62.2
02/02/2017 11:30	7.6	58.38	61.4	57.5	7.8	58.00	62.5	7.9	57.98	61.9	7.7	58.08	62.4
02/02/2017 11:40	7.6	58.67	61.6	57.7	7.8	58.28	62.6	7.9	58.23	62.0	7.7	58.30	62.5
02/02/2017 11:50	7.6	58.85	61.7	58.0	7.8	58.50	62.7	7.9	58.45	62.2	7.7	58.55	62.6
02/02/2017 12:00	7.6	58.95	61.9	58.1	7.8	58.65	62.9	7.9	58.62	62.4	7.7	58.69	62.7
02/02/2017 12:10	7.6	59.20	62.0	58.3	7.8	58.86	63.0	7.9	58.81	62.4	7.7	58.91	62.9
02/02/2017 12:20	7.6	59.36	62.2	58.5	7.8	59.06	63.1	7.9	59.00	62.6	7.7	59.10	63.0
02/02/2017 12:30	7.6	59.49	62.3	58.7	7.8	59.21	63.2	7.9	59.15	62.7	7.7	59.28	63.1

Date/Time	HW5i F	HW5i T	HW5o	HW5i not used	HW6i F	HW6i T	HW6o	HW7i F	HW7i T	HW7o	HW8i F	HW8i T	HW8o
02/02/2017 12:40	7.6	59.69	62.5	58.9	7.8	59.41	63.4	7.9	59.31	62.9	7.7	59.43	63.2
02/02/2017 12:50	7.6	59.84	62.6	59.1	7.8	59.54	63.5	7.9	59.45	63.0	7.7	59.60	63.4
02/02/2017 13:00	7.6	59.97	62.7	59.2	7.8	59.73	63.6	7.9	59.63	63.1	7.7	59.75	63.5
02/02/2017 13:10	7.6	60.05	62.8	59.4	7.8	59.85	63.8	7.9	59.74	63.3	7.7	59.87	63.7
02/02/2017 13:20	7.6	60.23	63.0	59.5	7.8	60.01	63.9	7.9	59.88	63.4	7.7	60.01	63.7
02/02/2017 13:30	7.6	60.45	63.1	59.6	7.8	60.23	64.1	7.9	60.10	63.5	7.7	60.23	63.9
02/02/2017 13:40	7.6	60.59	63.3	59.7	7.8	60.43	64.2	7.9	60.27	63.7	7.7	60.38	64.1
02/02/2017 13:50	7.6	60.78	63.3	59.9	7.8	60.62	64.3	7.9	60.46	63.8	7.7	60.56	64.2
02/02/2017 14:00	7.6	60.83	63.5	60.0	7.8	60.72	64.5	7.9	60.52	63.9	7.7	60.67	64.3
02/02/2017 14:10	7.6	61.02	63.6	60.2	7.8	60.87	64.6	7.9	60.67	64.0	7.7	60.84	64.4
02/02/2017 14:20	7.6	61.07	63.7	60.4	7.8	60.94	64.7	7.9	60.77	64.1	7.7	60.92	64.5
02/02/2017 14:30	7.6	61.10	63.8	60.4	7.8	60.99	64.8	7.9	60.82	64.2	7.7	60.95	64.6
02/02/2017 14:40	7.6	61.26	63.9	60.5	7.8	61.16	64.9	7.9	60.92	64.3	7.7	61.12	64.7
02/02/2017 14:50	7.6	61.24	63.9	60.6	7.8	61.08	65.0	7.9	60.92	64.4	7.7	61.10	64.8
02/02/2017 15:00	7.6	61.25	64.0	60.6	7.8	61.15	65.1	7.9	60.97	64.5	7.7	61.16	64.9
02/02/2017 15:10	7.6	61.27	64.1	60.7	7.8	61.17	65.1	7.9	60.98	64.6	7.7	61.19	64.9
02/02/2017 15:20	7.6	61.22	64.1	60.6	7.8	61.05	65.1	7.9	60.92	64.6	7.7	61.14	65.0
02/02/2017 15:30	7.6	61.23	64.1	60.7	7.8	61.08	65.2	7.9	60.94	64.6	7.7	61.16	65.0
02/02/2017 15:40	7.6	61.22	64.2	60.7	7.8	61.05	65.2	7.9	60.91	64.6	7.6	61.14	65.0
02/02/2017 15:50	7.6	61.04	64.2	60.6	7.8	60.87	65.2	7.9	60.79	64.7	7.7	61.01	65.1
02/02/2017 16:00	7.6	60.96	64.2	60.5	7.8	60.79	65.2	7.9	60.69	64.7	7.7	60.92	65.1
02/02/2017 16:10	7.6	60.85	64.2	60.4	7.8	60.67	65.1	7.9	60.53	64.7	7.7	60.82	65.0
02/02/2017 16:20	7.6	60.77	64.1	60.4	7.8	60.57	65.1	7.9	60.48	64.6	7.7	60.74	64.9
02/02/2017 16:30	7.6	60.68	64.1	60.3	7.8	60.48	65.0	7.9	60.41	64.6	7.7	60.66	64.9
02/02/2017 16:40	7.6	60.56	64.1	60.2	7.8	60.38	65.0	7.9	60.30	64.5	7.7	60.55	64.8
02/02/2017 16:50	7.6	60.47	64.0	60.1	7.8	60.24	65.0	7.9	60.20	64.5	7.7	60.47	64.8
02/02/2017 17:00	7.6	60.37	63.9	60.0	7.8	60.17	64.9	7.9	60.11	64.5	7.7	60.37	64.7
02/02/2017 17:10	7.6	60.25	63.9	59.9	7.8	60.04	64.8	7.9	59.97	64.4	7.7	60.24	64.7
02/02/2017 17:20	7.6	60.14	63.9	59.8	7.8	59.90	64.7	7.9	59.87	64.3	7.7	60.14	64.7
02/02/2017 17:30	7.6	59.99	63.7	59.7	7.8	59.77	64.7	7.9	59.73	64.2	7.7	60.01	64.6
02/02/2017 17:40	7.6	59.88	63.7	59.6	7.8	59.63	64.6	7.9	59.60	64.1	7.7	59.88	64.5
02/02/2017 17:50	7.6	59.74	63.6	59.4	7.8	59.51	64.6	7.9	59.47	64.0	7.7	59.74	64.4
02/02/2017 18:00	7.6	59.63	63.5	59.4	7.8	59.41	64.5	7.9	59.35	63.9	7.7	59.64	64.3
02/02/2017 18:10	7.6	59.54	63.5	59.3	7.8	59.28	64.4	7.9	59.28	63.8	7.7	59.54	64.2
02/02/2017 18:20	7.6	59.42	63.3	59.2	7.8	59.17	64.3	7.9	59.17	63.8	7.7	59.44	64.2
02/02/2017 18:30	7.6	59.33	63.3	59.1	7.8	59.10	64.2	7.9	59.03	63.7	7.7	59.33	64.1
02/02/2017 18:40	7.6	59.26	63.2	59.0	7.8	58.97	64.2	7.9	58.93	63.6	7.7	59.25	64.0
02/02/2017 18:50	7.6	59.14	63.1	58.8	7.8	58.86	64.1	7.9	58.87	63.5	7.7	59.13	64.0
02/02/2017 19:00	7.6	59.00	63.1	58.8	7.8	58.75	64.0	7.9	58.74	63.4	7.7	58.99	63.9
02/02/2017 19:10	7.6	58.92	63.0	58.6	7.8	58.64	64.0	7.9	58.63	63.4	7.7	58.92	63.8
02/02/2017 19:20	7.6	58.85	62.9	58.6	7.8	58.56	63.9	7.9	58.57	63.3	7.7	58.85	63.7
02/02/2017 19:30	7.6	58.71	62.8	58.4	7.8	58.47	63.8	7.9	58.46	63.2	7.7	58.71	63.6
02/02/2017 19:40	7.6	58.59	62.7	58.3	7.8	58.32	63.7	7.9	58.31	63.1	7.7	58.60	63.6
02/02/2017 19:50	7.6	58.46	62.6	58.2	7.8	58.18	63.6	7.9	58.20	63.0	7.7	58.48	63.4
02/02/2017 20:00	7.6	58.37	62.6	58.1	7.8	58.10	63.5	7.9	58.09	63.0	7.7	58.39	63.3
02/02/2017 20:10	7.6	58.28	62.5	58.0	7.8	58.02	63.4	7.9	58.02	62.9	7.7	58.29	63.2
02/02/2017 20:20	7.6	58.23	62.4	57.9	7.8	57.93	63.3	7.9	57.93	62.8	7.7	58.23	63.2
02/02/2017 20:30	7.6	58.16	62.3	57.8	7.8	57.87	63.2	7.9	57.87	62.7	7.7	58.18	63.1
02/02/2017 20:40	7.7	58.06	62.2	57.8	7.8	57.83	63.2	7.9	57.83	62.7	7.7	58.09	63.1
02/02/2017 20:50	7.6	57.99	62.2	57.7	7.8	57.76	63.1	7.9	57.74	62.6	7.7	58.01	63.0
02/02/2017 21:00	7.7	57.90	62.1	57.6	7.8	57.65	63.1	7.9	57.65	62.5	7.7	57.92	62.9
02/02/2017 21:10	7.7	57.81	62.0	57.5	7.8	57.53	62.9	7.9	57.53	62.5	7.7	57.83	62.9
02/02/2017 21:20	7.6	57.71	62.0	57.4	7.8	57.46	62.9	7.9	57.46	62.4	7.7	57.73	62.8
02/02/2017 21:30	7.7	57.63	61.9	57.3	7.8	57.38	62.8	7.9	57.37	62.3	7.7	57.66	62.8
02/02/2017 21:40	7.6	57.59	61.9	57.3	7.8	57.31	62.8	7.9	57.30	62.2	7.7	57.62	62.7

Date/Time	HW5i F	HW5i T	HW5o	HW5i not used	HW6i F	HW6i T	HW6o	HW7i F	HW7i T	HW7o	HW8i F	HW8i T	HW8o
02/02/2017 21:50	7.6	57.51	61.7	57.2	7.8	57.21	62.7	7.9	57.23	62.2	7.7	57.53	62.6
02/02/2017 22:00	7.6	57.42	61.6	57.1	7.8	57.13	62.7	7.9	57.14	62.1	7.7	57.45	62.5
02/02/2017 22:10	7.6	57.42	61.7	57.1	7.8	57.13	62.6	7.9	57.13	62.0	7.7	57.42	62.4
02/02/2017 22:20	7.6	57.33	61.5	57.0	7.8	57.06	62.5	7.9	57.06	62.0	7.7	57.34	62.4
02/02/2017 22:30	7.7	57.24	61.5	57.0	7.8	56.95	62.5	7.9	56.95	61.9	7.7	57.26	62.4
02/02/2017 22:40	7.6	57.13	61.4	56.8	7.8	56.84	62.5	7.9	56.86	61.8	7.7	57.14	62.3
02/02/2017 22:50	7.7	57.04	61.4	56.8	7.8	56.78	62.3	7.9	56.81	61.8	7.7	57.10	62.2
02/02/2017 23:00	7.7	56.92	61.3	56.7	7.8	56.70	62.3	7.9	56.71	61.7	7.7	57.01	62.2
02/02/2017 23:10	7.7	56.92	61.2	56.6	7.8	56.63	62.2	7.9	56.63	61.7	7.7	56.92	62.1
02/02/2017 23:20	7.6	56.87	61.2	56.6	7.8	56.59	62.1	7.9	56.62	61.7	7.7	56.91	62.1
02/02/2017 23:30	7.7	56.82	61.1	56.5	7.8	56.51	62.1	7.9	56.52	61.6	7.7	56.83	62.0
02/02/2017 23:40	7.7	56.70	61.0	56.5	7.8	56.43	62.0	7.9	56.45	61.5	7.7	56.77	61.9
02/02/2017 23:50	7.6	56.59	61.0	56.3	7.8	56.34	62.0	7.9	56.36	61.5	7.7	56.66	61.9
02/03/2017 00:00	7.7	56.52	60.9	56.3	7.8	56.23	61.9	7.9	56.27	61.4	7.7	56.62	61.8
02/03/2017 00:10	7.7	56.44	60.9	56.2	7.8	56.17	61.8	7.9	56.22	61.4	7.7	56.53	61.7
02/03/2017 00:20	7.7	56.37	60.7	56.1	7.8	56.12	61.8	7.9	56.13	61.3	7.7	56.42	61.7
02/03/2017 00:30	7.7	56.32	60.6	56.1	7.8	56.02	61.8	7.9	56.05	61.3	7.7	56.37	61.6
02/03/2017 00:40	7.7	56.23	60.6	56.0	7.8	55.99	61.7	7.9	56.00	61.2	7.7	56.29	61.5
02/03/2017 00:50	7.7	56.16	60.6	55.9	7.8	55.87	61.6	7.9	55.92	61.1	7.7	56.23	61.5
02/03/2017 01:00	7.7	56.03	60.5	55.8	7.8	55.77	61.5	7.9	55.81	61.0	7.7	56.13	61.4
02/03/2017 01:10	7.7	55.92	60.4	55.7	7.8	55.67	61.4	7.9	55.70	60.9	7.7	56.00	61.3
02/03/2017 01:20	7.7	55.84	60.4	55.6	7.8	55.54	61.3	7.9	55.59	60.8	7.7	55.92	61.3
02/03/2017 01:30	7.7	55.77	60.3	55.5	7.8	55.51	61.3	7.9	55.52	60.8	7.7	55.87	61.2
02/03/2017 01:40	7.7	55.65	60.2	55.4	7.8	55.40	61.2	7.9	55.43	60.7	7.7	55.73	61.1
02/03/2017 01:50	7.7	55.62	60.2	55.4	7.8	55.33	61.1	7.9	55.38	60.7	7.7	55.69	61.0
02/03/2017 02:00	7.7	55.53	60.1	55.3	7.8	55.28	61.1	7.9	55.31	60.5	7.7	55.59	60.9
02/03/2017 02:10	7.7	55.48	60.0	55.2	7.8	55.18	61.0	7.9	55.22	60.5	7.7	55.51	60.9
02/03/2017 02:20	7.7	55.34	59.9	55.1	7.8	55.09	60.9	7.9	55.13	60.4	7.7	55.41	60.8
02/03/2017 02:30	7.7	55.24	59.9	55.0	7.8	54.99	60.9	7.9	55.03	60.4	7.7	55.32	60.7
02/03/2017 02:40	7.7	55.19	59.7	55.0	7.8	54.90	60.8	7.9	54.94	60.3	7.7	55.23	60.7
02/03/2017 02:50	7.7	55.13	59.7	54.9	7.8	54.83	60.8	7.9	54.92	60.2	7.7	55.19	60.6
02/03/2017 03:00	7.7	55.05	59.6	54.8	7.8	54.79	60.7	7.9	54.83	60.2	7.7	55.13	60.5
02/03/2017 03:10	7.7	54.92	59.6	54.7	7.8	54.65	60.6	8.0	54.70	60.0	7.7	55.01	60.5
02/03/2017 03:20	7.7	54.86	59.5	54.6	7.8	54.56	60.5	7.9	54.63	60.0	7.7	54.92	60.4
02/03/2017 03:30	7.7	54.76	59.4	54.6	7.8	54.47	60.5	8.0	54.56	60.0	7.7	54.83	60.3
02/03/2017 03:40	7.7	54.67	59.3	54.5	7.8	54.42	60.3	8.0	54.47	59.8	7.7	54.76	60.3
02/03/2017 03:50	7.7	54.63	59.3	54.4	7.8	54.35	60.3	8.0	54.41	59.8	7.7	54.67	60.1
02/03/2017 04:00	7.7	54.55	59.2	54.3	7.9	54.27	60.3	8.0	54.32	59.7	7.7	54.63	60.1
02/03/2017 04:10	7.7	54.45	59.1	54.2	7.9	54.16	60.1	8.0	54.24	59.7	7.7	54.55	60.0
02/03/2017 04:20	7.7	54.32	59.1	54.1	7.9	54.10	60.1	8.0	54.13	59.6	7.7	54.41	59.9
02/03/2017 04:30	7.7	54.23	59.0	54.0	7.9	53.98	60.0	8.0	54.04	59.5	7.7	54.32	59.9
02/03/2017 04:40	7.7	54.14	59.0	54.0	7.9	53.86	60.0	8.0	53.93	59.4	7.7	54.23	59.8
02/03/2017 04:50	7.7	54.05	58.9	53.8	7.9	53.81	59.9	8.0	53.84	59.4	7.7	54.15	59.7
02/03/2017 05:00	7.7	54.02	58.8	53.8	7.9	53.76	59.8	8.0	53.83	59.3	7.7	54.12	59.7
02/03/2017 05:10	7.7	54.02	58.8	53.8	7.9	53.77	59.7	8.0	53.83	59.2	7.7	54.12	59.6
02/03/2017 05:20	7.7	54.02	58.7	53.7	7.9	53.76	59.7	8.0	53.83	59.2	7.7	54.08	59.6
02/03/2017 05:30	7.7	53.95	58.7	53.7	7.9	53.73	59.6	8.0	53.77	59.1	7.7	54.03	59.5
02/03/2017 05:40	7.7	53.92	58.6	53.7	7.9	53.69	59.6	8.0	53.73	59.1	7.7	54.02	59.4
02/03/2017 05:50	7.7	53.92	58.6	53.7	7.9	53.63	59.6	8.0	53.70	59.1	7.7	53.93	59.4
02/03/2017 06:00	7.7	53.90	58.5	53.6	7.9	53.61	59.6	8.0	53.63	59.0	7.7	53.92	59.4
02/03/2017 06:10	7.7	53.83	58.5	53.6	7.9	53.52	59.4	8.0	53.62	59.0	7.7	53.92	59.3
02/03/2017 06:20	7.7	53.80	58.5	53.5	7.9	53.52	59.5	8.0	53.53	59.0	7.7	53.88	59.2
02/03/2017 06:30	7.7	53.71	58.5	53.4	7.9	53.45	59.4	8.0	53.51	58.9	7.7	53.77	59.2
02/03/2017 06:40	7.7	53.63	58.4	53.4	7.9	53.38	59.4	8.0	53.43	58.9	7.7	53.70	59.2
02/03/2017 06:50	7.7	53.60	58.3	53.3	7.9	53.32	59.3	8.0	53.36	58.8	7.7	53.63	59.1

Date/Time	HW5i F	HW5i T	HW5o	HW5i not used	HW6i F	HW6i T	HW6o	HW7i F	HW7i T	HW7o	HW8i F	HW8i T	HW8o
02/03/2017 07:00	7.7	53.52	58.3	53.3	7.9	53.25	59.2	8.0	53.30	58.7	7.7	53.60	59.1
02/03/2017 07:10	7.7	53.43	58.3	53.2	7.9	53.22	59.1	8.0	53.23	58.8	7.7	53.52	59.0
02/03/2017 07:20	7.7	53.39	58.2	53.2	7.9	53.14	59.2	8.0	53.23	58.7	7.7	53.46	58.9
02/03/2017 07:30	7.7	53.40	58.2	53.1	7.9	53.13	59.1	8.0	53.20	58.6	7.7	53.42	58.9
02/03/2017 07:40	7.7	53.47	58.1	53.1	7.9	53.17	59.1	8.0	53.22	58.5	7.7	53.42	58.9
02/03/2017 07:50	7.7	53.57	58.1	53.1	7.9	53.23	59.0	8.0	53.24	58.5	7.7	53.47	58.8
02/03/2017 08:00	7.7	53.71	58.0	53.2	7.9	53.32	59.0	8.0	53.34	58.5	7.7	53.54	58.9
02/03/2017 08:10	7.7	53.67	58.0	53.2	7.9	53.33	59.0	8.0	53.34	58.6	7.7	53.59	58.9
02/03/2017 08:20	7.7	53.63	58.1	53.3	7.9	53.33	59.0	8.0	53.35	58.6	7.7	53.62	58.8
02/03/2017 08:30	7.7	53.58	58.1	53.3	7.9	53.28	59.0	8.0	53.32	58.5	7.7	53.60	58.9
02/03/2017 08:40	7.7	53.60	58.1	53.2	7.9	53.30	59.1	8.0	53.33	58.5	7.7	53.60	58.9
02/03/2017 08:50	7.7	53.70	58.0	53.3	7.9	53.36	59.1	8.0	53.40	58.5	7.7	53.63	58.8
02/03/2017 09:00	7.7	53.85	58.0	53.4	7.9	53.46	59.1	8.0	53.52	58.5	7.7	53.69	58.9
02/03/2017 09:10	7.7	54.01	58.1	53.4	7.9	53.59	59.1	8.0	53.62	58.6	7.7	53.80	58.9
02/03/2017 09:20	7.7	54.24	58.2	53.5	7.9	53.79	59.1	8.0	53.88	58.6	7.7	53.98	58.9
02/03/2017 09:30	7.7	54.42	58.2	53.7	7.9	53.97	59.2	8.0	54.05	58.7	7.7	54.15	58.9
02/03/2017 09:40	7.7	54.58	58.3	53.8	7.9	54.11	59.3	8.0	54.20	58.8	7.7	54.27	59.1
02/03/2017 09:50	7.7	54.76	58.4	54.0	7.9	54.29	59.4	8.0	54.35	58.9	7.7	54.45	59.2
02/03/2017 10:00	7.7	54.89	58.4	54.2	7.8	54.43	59.5	8.0	54.54	59.0	7.7	54.62	59.3
02/03/2017 10:10	7.7	54.98	58.5	54.3	7.9	54.54	59.7	8.0	54.63	59.0	7.7	54.73	59.3
02/03/2017 10:20	7.7	55.06	58.6	54.3	7.9	54.63	59.7	8.0	54.70	59.2	7.7	54.81	59.4
02/03/2017 10:30	7.7	55.19	58.7	54.5	7.9	54.79	59.8	8.0	54.83	59.2	7.7	54.92	59.5
02/03/2017 10:40	7.7	55.34	58.8	54.6	7.8	54.93	59.9	8.0	54.95	59.3	7.7	55.10	59.6
02/03/2017 10:50	7.7	55.50	58.9	54.8	7.8	55.09	60.0	8.0	55.12	59.5	7.7	55.23	59.7
02/03/2017 11:00	7.7	55.72	58.9	55.0	7.8	55.33	60.1	8.0	55.36	59.5	7.7	55.46	59.8
02/03/2017 11:10	7.7	55.98	59.1	55.1	7.8	55.59	60.2	7.9	55.59	59.7	7.7	55.68	59.9
02/03/2017 11:20	7.7	56.23	59.3	55.4	7.8	55.87	60.4	8.0	55.87	59.8	7.7	55.96	60.2
02/03/2017 11:30	7.7	56.49	59.5	55.8	7.8	56.08	60.5	8.0	56.09	60.0	7.7	56.22	60.3
02/03/2017 11:40	7.7	56.62	59.6	55.9	7.8	56.26	60.6	8.0	56.27	60.1	7.7	56.38	60.4
02/03/2017 11:50	7.7	56.73	59.8	56.0	7.8	56.39	60.9	7.9	56.36	60.3	7.7	56.53	60.6
02/03/2017 12:00	7.7	56.84	60.0	56.1	7.9	56.48	60.9	7.6	56.49	60.4	7.7	56.63	60.8
02/03/2017 12:10	7.7	57.00	60.0	56.2	7.9	56.69	61.1	7.6	56.65	60.6	7.7	56.79	60.9
02/03/2017 12:20	7.7	57.19	60.1	56.4	7.9	56.89	61.2	7.5	56.87	60.8	7.7	56.99	61.0
02/03/2017 12:30	7.7	57.33	60.2	56.6	7.9	57.08	61.3	7.5	57.03	61.0	7.7	57.16	61.1
02/03/2017 12:40	7.7	57.42	60.4	56.7	7.9	57.18	61.4	7.5	57.13	61.1	7.7	57.26	61.3
02/03/2017 12:50	7.7	57.57	60.5	56.9	7.8	57.29	61.6	7.5	57.25	61.2	7.7	57.38	61.4
02/03/2017 13:00	7.7	57.77	60.6	57.1	7.9	57.49	61.7	7.5	57.42	61.3	7.7	57.58	61.5
02/03/2017 13:10	7.7	57.87	60.8	57.1	7.9	57.59	61.8	7.5	57.54	61.4	7.7	57.69	61.6
02/03/2017 13:20	7.7	58.02	60.8	57.2	7.9	57.81	61.9	7.5	57.70	61.6	7.7	57.84	61.8
02/03/2017 13:30	7.7	58.20	60.9	57.4	7.8	58.01	62.0	7.5	57.88	61.7	7.7	58.02	61.9
02/03/2017 13:40	7.7	58.42	61.1	57.6	7.9	58.28	62.1	7.5	58.14	61.8	7.7	58.24	62.0
02/03/2017 13:50	7.7	58.59	61.3	57.8	7.9	58.50	62.2	7.5	58.34	61.9	7.7	58.47	62.2
02/03/2017 14:00	7.7	58.84	61.4	58.0	7.8	58.74	62.4	7.5	58.58	62.1	7.7	58.72	62.3
02/03/2017 14:10	7.7	58.81	61.6	58.1	7.9	58.71	62.6	7.5	58.56	62.2	7.7	58.72	62.4
02/03/2017 14:20	7.7	58.88	61.7	58.2	7.8	58.73	62.7	7.5	58.62	62.3	7.7	58.79	62.5
02/03/2017 14:30	7.7	59.04	61.8	58.3	7.8	58.95	62.8	7.5	58.80	62.5	7.7	58.95	62.6
02/03/2017 14:40	7.7	59.13	61.8	58.5	7.9	59.04	62.9	7.5	58.88	62.5	7.7	59.04	62.8
02/03/2017 14:50	7.7	59.22	62.0	58.5	7.8	59.11	63.0	7.5	58.94	62.6	7.7	59.13	62.8
02/03/2017 15:00	7.7	59.31	62.0	58.6	7.8	59.24	63.1	7.5	59.08	62.7	7.7	59.27	62.9
02/03/2017 15:10	7.7	59.31	62.2	58.7	7.8	59.26	63.2	7.5	59.09	62.8	7.7	59.30	63.0
02/03/2017 15:20	7.7	59.37	62.3	58.8	7.8	59.37	63.2	7.5	59.18	62.9	7.7	59.36	63.1
02/03/2017 15:30	7.7	59.50	62.4	58.8	7.8	59.49	63.4	7.5	59.32	63.0	7.7	59.49	63.2
02/03/2017 15:40	7.7	59.56	62.4	59.0	7.8	59.55	63.4	7.5	59.36	63.1	7.7	59.55	63.2
02/03/2017 15:50	7.7	59.63	62.5	59.0	7.9	59.63	63.5	7.5	59.43	63.1	7.7	59.63	63.3
02/03/2017 16:00	7.7	59.64	62.5	59.1	7.8	59.66	63.5	7.5	59.45	63.2	7.7	59.63	63.3

Date/Time	HW5i F	HW5i T	HW5o	HW5i not used	HW6i F	HW6i T	HW6o	HW7i F	HW7i T	HW7o	HW8i F	HW8i T	HW8o
02/03/2017 16:10	7.7	59.63	62.6	59.1	7.8	59.66	63.6	7.4	59.45	63.3	7.7	59.63	63.4
02/03/2017 16:20	7.7	59.62	62.6	59.1	7.8	59.65	63.6	7.5	59.47	63.3	7.7	59.67	63.5
02/03/2017 16:30	7.7	59.63	62.8	59.1	7.8	59.63	63.7	7.4	59.43	63.3	7.7	59.63	63.5
02/03/2017 16:40	7.7	59.64	62.7	59.1	7.8	59.63	63.7	7.4	59.45	63.4	7.7	59.64	63.5
02/03/2017 16:50	7.7	59.59	62.7	59.1	7.8	59.56	63.7	7.4	59.37	63.4	7.7	59.61	63.5
02/03/2017 17:00	7.7	59.47	62.8	59.0	7.8	59.38	63.7	7.4	59.27	63.4	7.7	59.48	63.5
02/03/2017 17:10	7.7	59.34	62.8	58.9	7.9	59.20	63.7	7.4	59.10	63.4	7.7	59.36	63.5
02/03/2017 17:20	7.7	59.11	62.7	58.8	7.9	58.91	63.7	7.4	58.86	63.3	7.7	59.12	63.5
02/03/2017 17:30	7.7	58.91	62.7	58.6	7.8	58.68	63.6	7.4	58.65	63.2	7.7	58.93	63.4
02/03/2017 17:40	7.7	58.77	62.5	58.5	7.8	58.53	63.5	7.4	58.51	63.2	7.7	58.77	63.4
02/03/2017 17:50	7.7	58.59	62.5	58.3	7.8	58.34	63.4	7.4	58.31	63.1	7.7	58.59	63.2
02/03/2017 18:00	7.7	58.48	62.3	58.1	7.9	58.20	63.3	7.4	58.20	63.0	7.7	58.49	63.1
02/03/2017 18:10	7.7	58.35	62.2	58.0	7.8	58.10	63.2	7.4	58.06	62.9	7.7	58.35	63.1
02/03/2017 18:20	7.7	58.24	62.1	57.9	7.9	57.95	63.1	7.4	57.93	62.8	7.7	58.24	63.0
02/03/2017 18:30	7.7	58.08	62.1	57.8	7.9	57.81	63.0	7.4	57.80	62.7	7.7	58.08	62.9
02/03/2017 18:40	7.7	57.98	62.0	57.7	7.9	57.69	62.9	7.4	57.69	62.6	7.7	57.98	62.8
02/03/2017 18:50	7.7	57.91	61.8	57.6	7.9	57.62	62.9	7.4	57.60	62.6	7.7	57.92	62.7
02/03/2017 19:00	7.7	57.77	61.7	57.5	7.9	57.51	62.8	7.4	57.48	62.5	7.7	57.79	62.6
02/03/2017 19:10	7.7	57.63	61.7	57.3	7.8	57.39	62.6	7.4	57.33	62.4	7.7	57.64	62.5
02/03/2017 19:20	7.7	57.55	61.5	57.2	7.9	57.28	62.6	7.4	57.23	62.3	7.7	57.58	62.5
02/03/2017 19:30	7.7	57.46	61.5	57.2	7.9	57.17	62.5	7.4	57.17	62.2	7.7	57.48	62.4
02/03/2017 19:40	7.7	57.30	61.5	57.1	7.9	57.07	62.4	7.4	57.05	62.1	7.7	57.36	62.3
02/03/2017 19:50	7.7	57.21	61.4	57.0	7.9	56.95	62.3	7.4	56.93	62.1	7.7	57.26	62.1
02/03/2017 20:00	7.7	57.10	61.3	56.9	7.9	56.83	62.2	7.5	56.83	62.0	7.7	57.15	62.1
02/03/2017 20:10	7.7	57.02	61.2	56.7	7.9	56.81	62.2	7.4	56.78	61.9	7.7	57.12	62.0
02/03/2017 20:20	7.7	56.99	61.1	56.7	7.9	56.75	62.1	7.4	56.74	61.9	7.7	57.06	62.0
02/03/2017 20:30	7.7	56.88	61.0	56.7	7.9	56.64	62.0	7.5	56.63	61.8	7.7	56.94	61.9
02/03/2017 20:40	7.7	56.84	61.0	56.6	7.9	56.56	62.0	7.5	56.57	61.8	7.7	56.88	61.9
02/03/2017 20:50	7.7	56.82	61.0	56.6	7.9	56.52	61.9	7.5	56.54	61.7	7.7	56.86	61.8
02/03/2017 21:00	7.7	56.67	60.9	56.5	7.9	56.37	61.8	7.4	56.38	61.6	7.7	56.70	61.7
02/03/2017 21:10	7.7	56.54	60.7	56.3	7.9	56.24	61.8	7.4	56.24	61.5	7.7	56.62	61.6
02/03/2017 21:20	7.7	56.44	60.7	56.2	7.9	56.15	61.7	7.4	56.17	61.5	7.7	56.52	61.6
02/03/2017 21:30	7.7	56.38	60.6	56.2	7.9	56.11	61.6	7.4	56.13	61.4	7.7	56.46	61.5
02/03/2017 21:40	7.7	56.30	60.5	56.1	7.9	56.06	61.5	7.5	56.05	61.3	7.7	56.37	61.4
02/03/2017 21:50	7.7	56.18	60.4	56.0	7.9	55.92	61.5	7.5	55.92	61.3	7.7	56.23	61.4
02/03/2017 22:00	7.7	56.12	60.4	55.9	7.9	55.87	61.5	7.5	55.89	61.2	7.7	56.20	61.3
02/03/2017 22:10	7.7	56.02	60.3	55.8	7.9	55.77	61.4	7.4	55.75	61.2	7.7	56.07	61.2
02/03/2017 22:20	7.7	55.93	60.2	55.8	7.9	55.71	61.4	7.5	55.71	61.1	7.7	56.02	61.1
02/03/2017 22:30	7.7	55.92	60.2	55.7	7.9	55.63	61.3	7.5	55.63	61.0	7.7	55.94	61.1
02/03/2017 22:40	7.7	55.80	60.1	55.6	7.9	55.55	61.2	7.5	55.54	60.9	7.7	55.88	61.0
02/03/2017 22:50	7.7	55.73	60.0	55.5	7.9	55.49	61.1	7.5	55.50	60.9	7.7	55.83	61.0
02/03/2017 23:00	7.7	55.67	60.0	55.5	7.9	55.40	61.0	7.5	55.40	60.8	7.7	55.72	60.9
02/03/2017 23:10	7.7	55.52	59.9	55.4	7.9	55.30	61.0	7.5	55.30	60.7	7.7	55.62	60.8
02/03/2017 23:20	7.7	55.52	59.8	55.3	7.9	55.23	61.0	7.5	55.26	60.7	7.7	55.61	60.8
02/03/2017 23:30	7.7	55.47	59.9	55.3	7.9	55.18	60.9	7.5	55.20	60.7	7.7	55.52	60.7
02/03/2017 23:40	7.7	55.28	59.8	55.1	7.9	55.04	60.8	7.4	55.06	60.6	7.7	55.37	60.7
02/03/2017 23:50	7.7	55.30	59.7	55.0	7.9	55.05	60.7	7.5	55.06	60.5	7.7	55.36	60.6
02/04/2017 00:00	7.7	55.28	59.6	55.0	7.9	55.02	60.7	7.5	55.02	60.4	7.7	55.32	60.5
02/04/2017 00:10	7.7	55.22	59.6	55.0	7.9	54.94	60.7	7.5	54.95	60.4	7.7	55.25	60.5
02/04/2017 00:20	7.7	55.13	59.5	55.0	7.9	54.86	60.6	7.5	54.89	60.4	7.7	55.19	60.4
02/04/2017 00:30	7.7	55.16	59.5	55.0	7.9	54.86	60.5	7.5	54.89	60.3	7.7	55.19	60.4
02/04/2017 00:40	7.7	55.05	59.4	54.8	7.9	54.78	60.5	7.5	54.79	60.2	7.7	55.10	60.3
02/04/2017 00:50	7.7	55.03	59.4	54.9	7.9	54.77	60.4	7.5	54.79	60.2	7.7	55.11	60.3
02/04/2017 01:00	7.7	54.92	59.4	54.7	7.9	54.65	60.4	7.5	54.67	60.2	7.7	54.99	60.2
02/04/2017 01:10	7.7	54.83	59.2	54.6	7.9	54.53	60.4	7.5	54.62	60.1	7.7	54.92	60.2

Date/Time	HW5i F	HW5i T	HW5o	HW5i not used	HW6i F	HW6i T	HW6o	HW7i F	HW7i T	HW7o	HW8i F	HW8i T	HW8o
02/04/2017 01:20	7.7	54.75	59.2	54.6	7.9	54.46	60.3	7.5	54.53	60.1	7.7	54.83	60.1
02/04/2017 01:30	7.7	54.69	59.1	54.5	7.9	54.42	60.2	7.5	54.45	60.0	7.8	54.79	60.0
02/04/2017 01:40	7.7	54.63	59.1	54.4	7.9	54.39	60.1	7.5	54.41	60.0	7.7	54.71	60.0
02/04/2017 01:50	7.7	54.62	59.0	54.4	7.9	54.33	60.1	7.5	54.33	59.9	7.7	54.63	59.9
02/04/2017 02:00	7.7	54.46	59.0	54.3	7.9	54.17	60.1	7.5	54.23	59.8	7.8	54.55	59.9
02/04/2017 02:10	7.7	54.37	59.0	54.2	7.9	54.10	60.0	7.5	54.16	59.8	7.8	54.45	59.8
02/04/2017 02:20	7.7	54.38	58.9	54.1	7.9	54.12	59.9	7.5	54.17	59.7	7.8	54.47	59.7
02/04/2017 02:30	7.7	54.38	58.9	54.2	7.9	54.13	59.9	7.5	54.13	59.7	7.7	54.44	59.7
02/04/2017 02:40	7.7	54.31	58.8	54.1	7.9	54.06	59.8	7.5	54.08	59.6	7.7	54.38	59.6
02/04/2017 02:50	7.7	54.23	58.8	54.1	7.9	54.01	59.8	7.5	54.02	59.6	7.7	54.33	59.6
02/04/2017 03:00	7.7	54.24	58.7	54.0	7.9	53.97	59.8	7.5	53.99	59.6	7.7	54.30	59.6
02/04/2017 03:10	7.7	54.18	58.7	54.0	7.9	53.89	59.7	7.5	53.92	59.5	7.7	54.23	59.5
02/04/2017 03:20	7.7	54.12	58.6	53.9	7.9	53.83	59.7	7.5	53.87	59.5	7.8	54.21	59.5
02/04/2017 03:30	7.7	54.05	58.6	53.9	7.9	53.82	59.6	7.5	53.83	59.4	7.8	54.14	59.4
02/04/2017 03:40	7.7	54.02	58.5	53.8	7.9	53.76	59.6	7.5	53.79	59.3	7.8	54.13	59.4
02/04/2017 03:50	7.7	53.95	58.6	53.8	7.9	53.70	59.6	7.5	53.70	59.3	7.8	54.04	59.3
02/04/2017 04:00	7.7	53.87	58.4	53.7	7.9	53.57	59.5	7.5	53.58	59.3	7.8	53.94	59.3
02/04/2017 04:10	7.7	53.84	58.4	53.6	7.9	53.54	59.4	7.5	53.55	59.2	7.8	53.92	59.2
02/04/2017 04:20	7.7	53.79	58.4	53.6	7.9	53.52	59.3	7.5	53.53	59.2	7.8	53.91	59.1
02/04/2017 04:30	7.7	53.78	58.3	53.6	7.9	53.52	59.4	7.5	53.53	59.1	7.7	53.92	59.2
02/04/2017 04:40	7.7	53.83	58.3	53.6	7.9	53.52	59.3	7.5	53.54	59.1	7.7	53.92	59.1
02/04/2017 04:50	7.7	53.83	58.2	53.6	7.9	53.52	59.3	7.5	53.57	59.1	7.8	53.92	59.1
02/04/2017 05:00	7.7	53.83	58.3	53.6	7.9	53.52	59.3	7.5	53.54	59.1	7.8	53.92	59.1
02/04/2017 05:10	7.7	53.83	58.3	53.6	7.9	53.52	59.2	7.5	53.53	59.1	7.7	53.92	59.1
02/04/2017 05:20	7.7	53.83	58.3	53.6	7.9	53.52	59.2	7.5	53.53	59.1	7.7	53.92	59.1
02/04/2017 05:30	7.7	53.74	58.3	53.5	7.9	53.46	59.2	7.5	53.51	59.1	7.7	53.83	59.1
02/04/2017 05:40	7.7	53.65	58.3	53.4	7.9	53.40	59.2	7.5	53.41	59.1	7.8	53.74	59.0
02/04/2017 05:50	7.7	53.62	58.2	53.4	7.9	53.33	59.1	7.5	53.33	58.9	7.8	53.70	58.9
02/04/2017 06:00	7.7	53.55	58.2	53.4	7.9	53.26	59.1	7.5	53.30	58.9	7.8	53.63	58.9
02/04/2017 06:10	7.7	53.51	58.1	53.3	7.9	53.23	59.0	7.5	53.23	58.9	7.8	53.61	58.9
02/04/2017 06:20	7.7	53.47	58.0	53.3	7.9	53.20	59.0	7.5	53.23	58.9	7.8	53.57	58.8
02/04/2017 06:30	7.7	53.42	58.0	53.2	7.9	53.16	59.0	7.5	53.21	58.8	7.8	53.52	58.8
02/04/2017 06:40	7.7	53.33	57.9	53.2	7.9	53.10	58.9	7.5	53.13	58.8	7.8	53.46	58.8
02/04/2017 06:50	7.7	53.27	57.9	53.2	7.9	53.03	58.8	7.5	53.06	58.7	7.7	53.41	58.7
02/04/2017 07:00	7.7	53.22	57.8	53.1	7.9	52.92	58.8	7.5	52.98	58.7	7.8	53.32	58.7
02/04/2017 07:10	7.7	53.13	57.8	53.0	7.9	52.83	58.8	7.5	52.92	58.6	7.8	53.23	58.6
02/04/2017 07:20	7.7	53.08	57.7	52.9	7.9	52.81	58.7	7.5	52.84	58.6	7.8	53.21	58.6
02/04/2017 07:30	7.7	53.13	57.7	52.8	7.9	52.82	58.6	7.5	52.83	58.5	7.8	53.18	58.5
02/04/2017 07:40	7.7	53.19	57.7	52.9	7.9	52.82	58.6	7.5	52.88	58.5	7.8	53.21	58.5
02/04/2017 07:50	7.7	53.26	57.8	52.9	7.9	52.89	58.6	7.5	52.95	58.4	7.8	53.24	58.5
02/04/2017 08:00	7.7	53.44	57.7	53.0	7.9	53.05	58.7	7.5	53.09	58.5	7.8	53.35	58.5
02/04/2017 08:10	7.7	53.43	57.6	53.1	7.9	53.09	58.6	7.5	53.16	58.5	7.8	53.45	58.5
02/04/2017 08:20	7.7	53.48	57.8	53.1	7.9	53.18	58.6	7.5	53.24	58.5	7.8	53.55	58.5
02/04/2017 08:30	7.7	53.59	57.8	53.2	7.9	53.26	58.7	7.5	53.29	58.5	7.8	53.63	58.6
02/04/2017 08:40	7.7	53.62	57.8	53.3	7.9	53.32	58.8	7.5	53.36	58.6	7.8	53.70	58.6
02/04/2017 08:50	7.7	53.74	57.8	53.4	7.9	53.41	58.8	7.5	53.48	58.6	7.8	53.78	58.7
02/04/2017 09:00	7.7	53.89	57.8	53.5	7.9	53.58	58.8	7.5	53.62	58.7	7.8	53.93	58.7
02/04/2017 09:10	7.7	54.01	58.0	53.6	7.9	53.71	58.9	7.5	53.76	58.7	7.7	54.06	58.8
02/04/2017 09:20	7.7	54.22	58.0	53.8	7.9	53.89	59.0	7.5	53.93	58.9	7.8	54.20	58.9
02/04/2017 09:30	7.7	54.53	58.2	54.0	7.9	54.15	59.1	7.5	54.21	59.0	7.8	54.45	59.1
02/04/2017 09:40	7.7	54.63	58.3	54.2	7.9	54.30	59.2	7.5	54.34	59.1	7.8	54.62	59.1
02/04/2017 09:50	7.7	54.68	58.4	54.3	7.9	54.36	59.4	7.5	54.42	59.2	7.8	54.67	59.2
02/04/2017 10:00	7.7	54.78	58.5	54.4	7.9	54.46	59.5	7.5	54.51	59.2	7.7	54.77	59.3
02/04/2017 10:10	7.7	55.16	58.6	54.7	7.9	54.80	59.5	7.5	54.85	59.4	7.7	55.05	59.4
02/04/2017 10:20	7.7	55.45	58.7	54.8	7.9	55.05	59.7	7.5	55.13	59.5	7.7	55.31	59.5

Date/Time	HW5i F	HW5i T	HW5o	HW5i not used	HW6i F	HW6i T	HW6o	HW7i F	HW7i T	HW7o	HW8i F	HW8i T	HW8o
02/04/2017 10:30	7.7	55.70	58.9	55.1	7.9	55.31	59.9	7.5	55.40	59.7	7.7	55.59	59.7
02/04/2017 10:40	7.7	55.87	59.0	55.3	7.9	55.50	60.0	7.5	55.53	59.9	7.7	55.78	59.9
02/04/2017 10:50	7.7	56.12	59.2	55.6	7.9	55.76	60.2	7.4	55.82	60.1	7.7	56.03	60.1
02/04/2017 11:00	7.7	56.38	59.4	55.8	7.9	56.02	60.4	7.4	56.08	60.2	7.7	56.30	60.2
02/04/2017 11:10	7.7	56.70	59.5	56.1	7.9	56.33	60.6	7.4	56.39	60.4	7.7	56.58	60.4
02/04/2017 11:20	7.7	57.02	59.7	56.4	7.9	56.65	60.8	7.4	56.72	60.6	7.7	56.91	60.7
02/04/2017 11:30	7.7	57.34	60.0	56.7	7.9	56.99	61.2	7.4	57.04	60.8	7.7	57.22	60.9
02/04/2017 11:40	7.7	57.64	60.2	57.0	7.9	57.28	61.3	7.4	57.31	61.0	7.7	57.51	61.1
02/04/2017 11:50	7.7	57.97	60.4	57.2	7.9	57.62	61.5	7.4	57.63	61.2	7.7	57.84	61.4
02/04/2017 12:00	7.7	58.22	60.6	57.5	7.9	57.88	61.7	7.4	57.89	61.4	7.7	58.10	61.6
02/04/2017 12:10	7.7	58.57	60.9	57.9	7.9	58.23	61.9	7.4	58.25	61.6	7.7	58.47	61.8
02/04/2017 12:20	7.7	58.82	61.1	58.2	7.9	58.51	62.1	7.4	58.50	61.9	7.7	58.71	62.1
02/04/2017 12:30	7.7	59.09	61.4	58.4	7.9	58.79	62.4	7.4	58.78	62.2	7.7	58.99	62.3
02/04/2017 12:40	7.7	59.38	61.6	58.7	7.8	59.07	62.6	7.4	59.04	62.4	7.7	59.27	62.5
02/04/2017 12:50	7.7	59.73	61.8	59.1	7.9	59.45	62.8	7.4	59.41	62.5	7.7	59.63	62.8
02/04/2017 13:00	7.7	59.91	62.1	59.3	7.9	59.67	63.1	7.4	59.61	62.8	7.7	59.88	63.0
02/04/2017 13:10	7.7	59.83	62.3	59.4	7.8	59.56	63.3	7.4	59.53	63.0	7.7	59.84	63.1
02/04/2017 13:20	7.7	59.82	62.4	59.4	7.9	59.52	63.4	7.4	59.52	63.1	7.7	59.83	63.3
02/04/2017 13:30	7.7	59.86	62.6	59.5	7.9	59.58	63.5	7.4	59.56	63.2	7.7	59.86	63.4
02/04/2017 13:40	7.7	59.92	62.6	59.5	7.8	59.68	63.6	7.4	59.62	63.3	7.7	59.92	63.5
02/04/2017 13:50	7.7	59.93	62.6	59.6	7.8	59.70	63.7	7.4	59.63	63.4	7.7	59.93	63.5
02/04/2017 14:00	7.7	60.00	62.7	59.6	7.9	59.75	63.8	7.4	59.69	63.5	7.7	60.00	63.6
02/04/2017 14:10	7.7	60.09	62.8	59.7	7.8	59.83	63.8	7.4	59.80	63.5	7.7	60.09	63.7
02/04/2017 14:20	7.7	60.16	62.9	59.8	7.8	59.87	63.9	7.4	59.85	63.6	7.7	60.16	63.8
02/04/2017 14:30	7.7	60.22	62.9	59.8	7.8	59.92	64.0	7.4	59.91	63.7	7.7	60.23	63.9
02/04/2017 14:40	7.7	60.26	63.0	59.9	7.9	60.01	64.0	7.4	59.94	63.7	7.7	60.24	63.9
02/04/2017 14:50	7.7	60.30	63.1	59.9	7.8	60.05	64.1	7.4	59.99	63.8	7.7	60.30	63.9
02/04/2017 15:00	7.7	60.40	63.1	60.0	7.8	60.13	64.2	7.4	60.06	63.8	7.7	60.39	64.0
02/04/2017 15:10	7.7	60.45	63.2	60.0	7.8	60.20	64.2	7.4	60.13	63.9	7.7	60.43	64.0
02/04/2017 15:20	7.7	60.56	63.2	60.1	7.8	60.31	64.3	7.4	60.25	64.0	7.7	60.55	64.1
02/04/2017 15:30	7.7	60.69	63.3	60.2	7.8	60.42	64.3	7.4	60.33	64.0	7.7	60.63	64.2
02/04/2017 15:40	7.7	60.71	63.4	60.3	7.9	60.42	64.4	7.4	60.39	64.1	7.7	60.70	64.2
02/04/2017 15:50	7.7	60.73	63.4	60.3	7.8	60.44	64.5	7.4	60.41	64.2	7.7	60.72	64.3
02/04/2017 16:00	7.7	60.72	63.5	60.3	7.8	60.42	64.5	7.4	60.39	64.2	7.7	60.72	64.4
02/04/2017 16:10	7.7	60.69	63.5	60.3	7.8	60.42	64.5	7.4	60.35	64.3	7.7	60.66	64.4
02/04/2017 16:20	7.7	60.73	63.6	60.4	7.8	60.44	64.5	7.4	60.42	64.3	7.7	60.73	64.4
02/04/2017 16:30	7.7	60.72	63.6	60.3	7.8	60.43	64.6	7.4	60.40	64.3	7.7	60.72	64.5
02/04/2017 16:40	7.7	60.72	63.6	60.3	7.8	60.42	64.6	7.4	60.38	64.4	7.7	60.72	64.5
02/04/2017 16:50	7.7	60.71	63.5	60.3	7.8	60.42	64.7	7.4	60.37	64.4	7.7	60.69	64.5
02/04/2017 17:00	7.7	60.67	63.7	60.3	7.8	60.39	64.7	7.4	60.33	64.4	7.7	60.66	64.5
02/04/2017 17:10	7.7	60.64	63.6	60.3	7.8	60.39	64.6	7.4	60.33	64.4	7.7	60.65	64.5
02/04/2017 17:20	7.7	60.63	63.6	60.3	7.9	60.34	64.6	7.4	60.33	64.4	7.7	60.63	64.5
02/04/2017 17:30	7.7	60.62	63.7	60.2	7.9	60.33	64.6	7.4	60.29	64.4	7.7	60.62	64.5
02/04/2017 17:40	7.7	60.56	63.7	60.2	7.8	60.31	64.6	7.4	60.23	64.4	7.7	60.55	64.5
02/04/2017 17:50	7.7	60.53	63.6	60.2	7.8	60.32	64.7	7.4	60.23	64.4	7.7	60.53	64.5
02/04/2017 18:00	7.7	60.54	63.6	60.2	7.8	60.30	64.6	7.4	60.23	64.4	7.7	60.53	64.5
02/04/2017 18:10	7.7	60.53	63.6	60.2	7.8	60.32	64.6	7.4	60.23	64.4	7.7	60.52	64.5
02/04/2017 18:20	7.7	60.53	63.6	60.2	7.9	60.31	64.6	7.4	60.23	64.4	7.7	60.52	64.5
02/04/2017 18:30	7.7	60.57	63.6	60.2	7.8	60.32	64.6	7.4	60.24	64.4	7.7	60.55	64.5
02/04/2017 18:40	7.7	60.62	63.7	60.2	7.8	60.34	64.6	7.4	60.30	64.4	7.7	60.61	64.5
02/04/2017 18:50	7.7	60.64	63.7	60.3	7.9	60.36	64.7	7.4	60.33	64.4	7.7	60.64	64.5
02/04/2017 19:00	7.7	60.68	63.7	60.3	7.8	60.42	64.7	7.4	60.36	64.4	7.7	60.68	64.5
02/04/2017 19:10	7.7	60.71	63.7	60.3	7.8	60.42	64.7	7.4	60.39	64.5	7.7	60.70	64.5
02/04/2017 19:20	7.7	60.73	63.7	60.3	7.9	60.45	64.7	7.4	60.42	64.4	7.7	60.73	64.5
02/04/2017 19:30	7.7	60.74	63.7	60.4	7.8	60.50	64.8	7.4	60.42	64.4	7.7	60.73	64.5

Date/Time	HW5i F	HW5i T	HW5o	HW5i not used	HW6i F	HW6i T	HW6o	HW7i F	HW7i T	HW7o	HW8i F	HW8i T	HW8o
02/04/2017 19:40	7.7	60.79	63.7	60.4	7.9	60.52	64.7	7.4	60.49	64.5	7.7	60.79	64.6
02/04/2017 19:50	7.7	60.83	63.8	60.4	7.9	60.52	64.8	7.4	60.52	64.5	7.4	60.83	64.7
02/04/2017 20:00	7.7	60.90	63.8	60.5	7.9	60.57	64.8	7.4	60.52	64.6	7.4	60.87	64.7
02/04/2017 20:10	7.7	60.90	63.8	60.5	7.8	60.59	64.8	7.4	60.52	64.6	7.4	60.88	64.8
02/04/2017 20:20	7.7	60.83	63.8	60.5	7.9	60.52	64.8	7.4	60.52	64.6	7.4	60.82	64.8
02/04/2017 20:30	7.7	60.80	63.8	60.4	7.9	60.52	64.9	7.4	60.43	64.6	7.3	60.75	64.8
02/04/2017 20:40	7.7	60.73	63.8	60.4	7.9	60.45	64.9	7.4	60.41	64.6	7.4	60.72	64.8
02/04/2017 20:50	7.7	60.70	63.8	60.3	7.9	60.42	64.8	7.4	60.38	64.6	7.4	60.69	64.8
02/04/2017 21:00	7.7	60.65	63.8	60.4	7.9	60.39	64.8	7.4	60.33	64.6	7.4	60.64	64.8
02/04/2017 21:10	7.7	60.60	63.8	60.3	7.8	60.34	64.8	7.4	60.30	64.6	7.4	60.60	64.8
02/04/2017 21:20	7.7	60.58	63.8	60.3	7.9	60.28	64.8	7.4	60.27	64.5	7.4	60.57	64.8
02/04/2017 21:30	7.7	60.52	63.7	60.2	7.9	60.23	64.8	7.4	60.23	64.5	7.3	60.52	64.7
02/04/2017 21:40	7.7	60.50	63.7	60.2	7.9	60.22	64.7	7.4	60.20	64.5	7.4	60.51	64.7
02/04/2017 21:50	7.7	60.42	63.7	60.1	7.9	60.20	64.7	7.4	60.13	64.5	7.4	60.43	64.7
02/04/2017 22:00	7.7	60.40	63.6	60.1	7.9	60.13	64.7	7.4	60.10	64.4	7.4	60.40	64.7
02/04/2017 22:10	7.7	60.33	63.7	60.0	7.9	60.10	64.6	7.4	60.02	64.4	7.3	60.35	64.7
02/04/2017 22:20	7.7	60.33	63.6	60.0	7.9	60.04	64.6	7.4	60.02	64.4	7.4	60.33	64.7
02/04/2017 22:30	7.7	60.23	63.6	60.0	7.9	59.97	64.6	7.4	59.93	64.4	7.4	60.24	64.6
02/04/2017 22:40	7.7	60.18	63.5	59.9	7.9	59.88	64.5	7.4	59.88	64.4	7.4	60.19	64.6
02/04/2017 22:50	7.7	60.14	63.5	59.8	7.9	59.86	64.5	7.4	59.86	64.3	7.4	60.20	64.6
02/04/2017 23:00	7.7	60.08	63.5	59.8	7.9	59.83	64.5	7.4	59.82	64.2	7.3	60.13	64.5
02/04/2017 23:10	7.7	60.02	63.5	59.8	7.9	59.79	64.4	7.4	59.73	64.2	7.3	60.06	64.5
02/04/2017 23:20	7.7	59.93	63.5	59.7	7.9	59.70	64.4	7.4	59.64	64.2	7.4	59.98	64.5
02/04/2017 23:30	7.7	59.91	63.4	59.6	7.9	59.63	64.4	7.4	59.62	64.1	7.4	59.92	64.4
02/04/2017 23:40	7.7	59.83	63.4	59.5	7.9	59.55	64.3	7.4	59.53	64.1	7.4	59.87	64.3
02/04/2017 23:50	7.7	59.76	63.3	59.5	7.8	59.52	64.3	7.4	59.51	64.0	7.4	59.82	64.3
02/05/2017 00:00	7.7	59.70	63.2	59.4	7.9	59.44	64.2	7.4	59.42	64.0	7.4	59.73	64.3
02/05/2017 00:10	7.7	59.65	63.2	59.3	7.9	59.43	64.1	7.4	59.40	63.9	7.4	59.72	64.2
02/05/2017 00:20	7.7	59.63	63.1	59.4	7.9	59.40	64.1	7.4	59.35	63.9	7.3	59.67	64.2
02/05/2017 00:30	7.7	59.60	63.1	59.3	7.9	59.33	64.1	7.4	59.33	63.9	7.4	59.62	64.1
02/05/2017 00:40	7.7	59.55	63.1	59.3	7.9	59.27	64.1	7.4	59.30	63.8	7.4	59.60	64.1
02/05/2017 00:50	7.7	59.51	63.1	59.2	7.9	59.22	64.0	7.4	59.22	63.7	7.4	59.53	64.1
02/05/2017 01:00	7.7	59.42	63.0	59.1	7.9	59.13	64.0	7.4	59.13	63.7	7.4	59.45	64.0
02/05/2017 01:10	7.7	59.37	62.9	59.1	7.9	59.09	63.9	7.4	59.08	63.7	7.3	59.40	64.0
02/05/2017 01:20	7.7	59.29	62.9	59.0	7.9	59.00	63.9	7.4	58.98	63.6	7.4	59.34	63.9
02/05/2017 01:30	7.7	59.27	62.9	59.0	7.9	58.97	63.9	7.4	58.94	63.6	7.4	59.30	63.9
02/05/2017 01:40	7.7	59.18	62.9	58.9	7.9	58.89	63.8	7.4	58.90	63.6	7.4	59.20	63.9
02/05/2017 01:50	7.7	59.15	62.8	58.8	7.9	58.86	63.8	7.4	58.87	63.5	7.4	59.18	63.8
02/05/2017 02:00	7.7	59.20	62.7	58.9	7.9	58.90	63.7	7.4	58.91	63.5	7.4	59.22	63.8
02/05/2017 02:10	7.7	59.15	62.7	58.8	7.9	58.86	63.7	7.4	58.87	63.4	7.3	59.19	63.8
02/05/2017 02:20	7.7	59.15	62.8	58.9	7.9	58.85	63.7	7.4	58.88	63.4	7.3	59.19	63.7
02/05/2017 02:30	7.7	59.17	62.7	58.8	7.9	58.87	63.7	7.4	58.88	63.4	7.3	59.19	63.8
02/05/2017 02:40	7.7	59.22	62.6	58.9	7.9	58.92	63.7	7.4	58.92	63.4	7.3	59.23	63.7
02/05/2017 02:50	7.7	59.15	62.7	58.8	7.9	58.87	63.7	7.4	58.88	63.4	7.3	59.19	63.8
02/05/2017 03:00	7.7	59.13	62.7	58.8	7.9	58.83	63.7	7.4	58.83	63.4	7.3	59.13	63.7
02/05/2017 03:10	7.7	59.13	62.7	58.8	7.9	58.83	63.7	7.4	58.83	63.4	7.3	59.13	63.7
02/05/2017 03:20	7.7	59.12	62.6	58.8	7.9	58.83	63.6	7.4	58.82	63.4	7.3	59.12	63.7
02/05/2017 03:30	7.7	59.13	62.7	58.8	7.9	58.83	63.7	7.4	58.83	63.4	7.3	59.13	63.7
02/05/2017 03:40	7.7	59.13	62.6	58.8	7.9	58.83	63.6	7.4	58.83	63.4	7.3	59.13	63.7
02/05/2017 03:50	7.7	59.08	62.7	58.8	7.9	58.82	63.6	7.4	58.80	63.4	7.3	59.12	63.7
02/05/2017 04:00	7.7	59.12	62.7	58.7	7.9	58.83	63.6	7.4	58.81	63.3	7.3	59.13	63.7
02/05/2017 04:10	7.7	59.12	62.6	58.8	7.9	58.82	63.6	7.4	58.82	63.4	7.3	59.12	63.7
02/05/2017 04:20	7.7	59.01	62.6	58.6	7.9	58.73	63.6	7.4	58.71	63.4	7.3	59.02	63.7
02/05/2017 04:30	7.7	58.97	62.6	58.6	7.9	58.69	63.6	7.4	58.66	63.3	7.3	58.97	63.6
02/05/2017 04:40	7.7	58.92	62.6	58.6	7.9	58.63	63.6	7.4	58.63	63.3	7.3	58.92	63.6

Date/Time	HW5i F	HW5i T	HW5o	HW5i not used	HW6i F	HW6i T	HW6o	HW7i F	HW7i T	HW7o	HW8i F	HW8i T	HW8o
02/05/2017 04:50	7.7	58.92	62.6	58.6	7.9	58.62	63.5	7.4	58.62	63.2	7.3	58.92	63.6
02/05/2017 05:00	7.7	58.91	62.5	58.5	7.9	58.61	63.5	7.4	58.63	63.2	7.3	58.91	63.5
02/05/2017 05:10	7.7	58.87	62.5	58.5	7.9	58.56	63.4	7.4	58.59	63.2	7.3	58.88	63.5
02/05/2017 05:20	7.7	58.83	62.5	58.5	7.9	58.53	63.4	7.4	58.54	63.2	7.3	58.83	63.5
02/05/2017 05:30	7.7	58.77	62.4	58.5	7.9	58.49	63.4	7.4	58.48	63.2	7.3	58.78	63.5
02/05/2017 05:40	7.7	58.71	62.4	58.4	7.9	58.43	63.4	7.4	58.42	63.1	7.3	58.71	63.4
02/05/2017 05:50	7.7	58.63	62.4	58.3	7.9	58.37	63.4	7.4	58.35	63.1	7.3	58.65	63.4
02/05/2017 06:00	7.7	58.63	62.3	58.3	7.9	58.33	63.3	7.4	58.33	63.1	7.3	58.63	63.4
02/05/2017 06:10	7.7	58.63	62.3	58.3	7.9	58.33	63.3	7.4	58.31	63.0	7.3	58.63	63.4
02/05/2017 06:20	7.7	58.60	62.3	58.2	7.9	58.28	63.2	7.4	58.26	63.0	7.3	58.59	63.3
02/05/2017 06:30	7.7	58.61	62.2	58.3	7.9	58.29	63.2	7.4	58.26	62.9	7.3	58.60	63.3
02/05/2017 06:40	7.7	58.59	62.2	58.3	7.9	58.26	63.2	7.4	58.24	62.9	7.3	58.58	63.3
02/05/2017 06:50	7.7	58.62	62.2	58.2	7.9	58.27	63.2	7.4	58.25	63.0	7.3	58.60	63.2
02/05/2017 07:00	7.7	58.56	62.2	58.2	7.9	58.23	63.1	7.4	58.23	63.0	7.3	58.54	63.2
02/05/2017 07:10	7.7	58.53	62.2	58.2	7.9	58.23	63.1	7.4	58.23	62.9	7.3	58.53	63.2
02/05/2017 07:20	7.7	58.54	62.2	58.2	7.9	58.23	63.1	7.4	58.23	62.9	7.3	58.55	63.2
02/05/2017 07:30	7.7	58.52	62.1	58.2	7.9	58.21	63.1	7.4	58.23	62.9	7.3	58.52	63.2
02/05/2017 07:40	7.7	58.61	62.1	58.2	7.9	58.25	63.1	7.4	58.23	62.9	7.3	58.53	63.2
02/05/2017 07:50	7.7	58.63	62.2	58.2	7.9	58.31	63.1	7.4	58.27	62.9	7.3	58.59	63.2
02/05/2017 08:00	7.7	58.64	62.2	58.3	7.9	58.31	63.1	7.4	58.28	62.9	7.3	58.60	63.2
02/05/2017 08:10	7.7	58.71	62.1	58.3	7.9	58.39	63.1	7.4	58.38	62.9	7.3	58.63	63.2
02/05/2017 08:20	7.7	59.08	62.2	58.4	7.9	58.62	63.2	7.4	58.64	62.9	7.3	58.84	63.3
02/05/2017 08:30	7.7	59.45	62.3	58.7	7.9	58.89	63.2	7.4	58.94	63.0	7.3	59.10	63.3
02/05/2017 08:40	7.7	59.67	62.4	58.9	7.9	59.11	63.4	7.4	59.17	63.1	7.3	59.33	63.4
02/05/2017 08:50	7.7	59.90	62.5	59.1	7.9	59.37	63.5	7.4	59.38	63.3	7.3	59.54	63.6
02/05/2017 09:00	7.7	60.20	62.7	59.4	7.9	59.63	63.6	7.4	59.65	63.4	7.3	59.80	63.7
02/05/2017 09:10	7.7	60.47	62.8	59.6	7.9	59.88	63.8	7.4	59.90	63.5	7.3	60.02	63.8
02/05/2017 09:20	7.7	60.68	63.0	59.8	7.9	60.12	64.0	7.4	60.13	63.7	7.3	60.25	64.0
02/05/2017 09:30	7.7	60.97	63.2	60.1	7.8	60.40	64.2	7.4	60.38	63.9	7.3	60.50	64.2
02/05/2017 09:40	7.7	61.21	63.3	60.3	7.9	60.64	64.3	7.4	60.62	64.0	7.3	60.76	64.3
02/05/2017 09:50	7.7	61.43	63.5	60.5	7.9	60.87	64.5	7.4	60.86	64.2	7.3	60.99	64.5
02/05/2017 10:00	7.7	61.73	63.7	60.8	7.9	61.16	64.7	7.4	61.15	64.4	7.3	61.27	64.6
02/05/2017 10:10	7.7	62.07	63.8	61.1	7.8	61.48	64.9	7.4	61.47	64.6	7.3	61.58	64.9
02/05/2017 10:20	7.7	62.33	64.1	61.3	7.9	61.75	65.1	7.4	61.73	64.8	7.3	61.84	65.1
02/05/2017 10:30	7.7	62.62	64.3	61.6	7.8	62.02	65.3	7.4	62.03	65.0	7.3	62.12	65.3
02/05/2017 10:40	7.7	62.90	64.5	61.9	7.8	62.30	65.6	7.4	62.31	65.2	7.3	62.39	65.5
02/05/2017 10:50	7.7	63.17	64.7	62.1	7.8	62.61	65.7	7.4	62.62	65.4	7.3	62.68	65.7
02/05/2017 11:00	7.7	63.47	65.0	62.4	7.8	62.92	65.9	7.4	62.91	65.6	7.3	62.98	65.9
02/05/2017 11:10	7.7	63.78	65.1	62.6	7.8	63.24	66.1	7.4	63.23	65.9	7.3	63.29	66.1
02/05/2017 11:20	7.7	64.13	65.4	63.0	7.8	63.58	66.4	7.4	63.55	66.1	7.3	63.62	66.4
02/05/2017 11:30	7.7	64.43	65.6	63.3	7.8	63.94	66.7	7.4	63.92	66.3	7.3	63.94	66.6
02/05/2017 11:40	7.7	64.77	65.8	63.6	7.8	64.27	66.9	7.4	64.23	66.6	7.3	64.26	66.8
02/05/2017 11:50	7.7	65.06	66.0	63.9	7.8	64.62	67.1	7.4	64.56	66.8	7.3	64.59	67.1
02/05/2017 12:00	7.7	65.33	66.3	64.2	7.8	64.92	67.4	7.4	64.85	67.0	7.3	64.89	67.4
02/05/2017 12:10	7.7	65.64	66.6	64.6	7.8	65.21	67.6	7.4	65.14	67.3	7.3	65.20	67.6
02/05/2017 12:20	7.7	65.88	66.7	64.8	7.8	65.45	67.9	7.4	65.38	67.5	7.3	65.46	67.8
02/05/2017 12:30	7.7	66.09	67.0	65.0	7.8	65.69	68.1	7.4	65.61	67.7	7.3	65.72	68.1
02/05/2017 12:40	7.7	66.29	67.3	65.3	7.8	65.90	68.3	7.4	65.82	67.9	7.3	65.92	68.2
02/05/2017 12:50	7.7	66.54	67.4	65.5	7.8	66.19	68.5	7.4	66.06	68.2	7.3	66.16	68.5
02/05/2017 13:00	7.7	66.78	67.7	65.8	7.8	66.46	68.7	7.4	66.35	68.4	7.3	66.42	68.8
02/05/2017 13:10	7.7	67.08	67.9	66.0	7.8	66.81	68.9	7.4	66.67	68.6	7.3	66.72	68.9
02/05/2017 13:20	7.7	67.35	68.1	66.3	7.8	67.10	69.1	7.3	66.93	68.7	7.3	66.99	69.1
02/05/2017 13:30	7.7	67.48	68.3	66.6	7.8	67.28	69.3	7.4	67.08	69.0	7.3	67.18	69.3
02/05/2017 13:40	7.7	67.72	68.5	66.7	7.8	67.56	69.6	7.4	67.37	69.3	7.3	67.44	69.5
02/05/2017 13:50	7.7	67.91	68.7	66.9	7.8	67.73	69.8	7.4	67.54	69.4	7.3	67.64	69.7

Date/Time	HW5i F	HW5i T	HW5o	HW5i not used	HW6i F	HW6i T	HW6o	HW7i F	HW7i T	HW7o	HW8i F	HW8i T	HW8o
02/05/2017 14:00	7.7	68.02	68.9	67.1	7.8	67.88	69.9	7.4	67.69	69.6	7.3	67.79	69.9
02/05/2017 14:10	7.7	68.26	69.0	67.3	7.8	68.14	70.1	7.4	67.92	69.8	7.3	68.04	70.0
02/05/2017 14:20	7.7	68.40	69.2	67.4	7.8	68.30	70.3	7.4	68.09	69.9	7.3	68.20	70.2
02/05/2017 14:30	7.7	68.43	69.4	67.5	7.8	68.32	70.4	7.4	68.11	70.1	7.3	68.31	70.4
02/05/2017 14:40	7.7	68.51	69.5	67.6	7.8	68.40	70.6	7.4	68.17	70.3	7.3	68.39	70.6
02/05/2017 14:50	7.7	68.66	69.7	67.8	7.8	68.56	70.7	7.4	68.35	70.4	7.3	68.52	70.7
02/05/2017 15:00	7.7	68.75	69.8	67.9	7.8	68.66	70.9	7.4	68.46	70.5	7.3	68.64	70.8
02/05/2017 15:10	7.7	68.92	69.9	68.1	7.8	68.87	71.0	7.4	68.64	70.6	7.3	68.81	70.9
02/05/2017 15:20	7.6	69.03	70.0	68.1	7.8	68.98	71.1	7.4	68.75	70.7	7.3	68.89	71.0
02/05/2017 15:30	7.7	69.24	70.1	68.4	7.8	69.25	71.2	7.3	68.98	70.8	7.3	69.14	71.1
02/05/2017 15:40	7.6	69.27	70.3	68.5	7.8	69.33	71.4	7.3	69.03	71.0	7.3	69.22	71.3
02/05/2017 15:50	7.6	69.36	70.4	68.6	7.8	69.37	71.5	7.3	69.08	71.1	7.3	69.31	71.4
02/05/2017 16:00	7.6	69.34	70.5	68.6	7.8	69.31	71.5	7.3	69.06	71.2	7.3	69.33	71.5
02/05/2017 16:10	7.6	69.33	70.6	68.6	7.8	69.28	71.7	7.3	69.05	71.3	7.3	69.31	71.6
02/05/2017 16:20	7.7	69.22	70.6	68.6	7.8	69.10	71.7	7.3	68.90	71.4	7.3	69.17	71.7
02/05/2017 16:30	7.6	69.21	70.6	68.5	7.8	69.04	71.7	7.3	68.86	71.4	7.3	69.13	71.7
02/05/2017 16:40	7.7	69.22	70.6	68.5	7.8	69.03	71.7	7.3	68.88	71.4	7.3	69.13	71.7
02/05/2017 16:50	7.7	69.17	70.6	68.5	7.8	69.03	71.8	7.3	68.83	71.4	7.3	69.11	71.7
02/05/2017 17:00	7.7	69.08	70.7	68.4	7.8	68.88	71.7	7.3	68.77	71.4	7.3	68.98	71.7
02/05/2017 17:10	7.6	68.94	70.7	68.3	7.8	68.72	71.7	7.3	68.59	71.4	7.3	68.85	71.7
02/05/2017 17:20	7.6	68.79	70.7	68.2	7.8	68.56	71.7	7.3	68.46	71.4	7.3	68.70	71.7
02/05/2017 17:30	7.6	68.65	70.6	68.1	7.8	68.38	71.6	7.3	68.29	71.3	7.3	68.56	71.6
02/05/2017 17:40	7.7	68.44	70.5	67.9	7.8	68.20	71.6	7.3	68.11	71.3	7.3	68.36	71.6
02/05/2017 17:50	7.7	68.23	70.5	67.8	7.8	68.00	71.5	7.3	67.87	71.2	7.3	68.17	71.5
02/05/2017 18:00	7.7	68.13	70.4	67.6	7.8	67.88	71.4	7.4	67.75	71.1	7.3	68.07	71.3
02/05/2017 18:10	7.7	68.06	70.3	67.5	7.8	67.78	71.3	7.3	67.70	71.0	7.3	67.98	71.3
02/05/2017 18:20	7.6	67.90	70.2	67.4	7.8	67.65	71.2	7.4	67.55	70.9	7.3	67.83	71.2
02/05/2017 18:30	7.7	67.73	70.1	67.2	7.8	67.46	71.2	7.4	67.38	70.8	7.3	67.67	71.1
02/05/2017 18:40	7.7	67.72	70.0	67.2	7.8	67.42	71.0	7.3	67.38	70.7	7.3	67.64	71.0
02/05/2017 18:50	7.7	67.63	69.9	67.1	7.8	67.35	70.9	7.3	67.28	70.6	7.3	67.56	71.0
02/05/2017 19:00	7.7	67.56	69.9	67.1	7.8	67.28	70.9	7.3	67.19	70.6	7.3	67.48	70.9
02/05/2017 19:10	7.7	67.42	69.8	67.0	7.8	67.16	70.9	7.3	67.06	70.6	7.3	67.37	70.8
02/05/2017 19:20	7.7	67.26	69.7	66.8	7.8	67.00	70.8	7.3	66.91	70.5	7.3	67.21	70.8
02/05/2017 19:30	7.7	67.13	69.7	66.7	7.8	66.89	70.6	7.3	66.80	70.4	7.3	67.10	70.7
02/05/2017 19:40	7.7	67.01	69.5	66.6	7.8	66.75	70.6	7.3	66.67	70.3	7.3	66.94	70.7
02/05/2017 19:50	7.7	67.00	69.5	66.5	7.8	66.72	70.5	7.3	66.64	70.2	7.3	66.92	70.5
02/05/2017 20:00	7.6	66.93	69.4	66.5	7.8	66.69	70.4	7.3	66.60	70.1	7.3	66.88	70.5
02/05/2017 20:10	7.7	66.82	69.3	66.4	7.8	66.57	70.4	7.3	66.50	70.1	7.3	66.79	70.4
02/05/2017 20:20	7.7	66.72	69.3	66.3	7.8	66.49	70.3	7.3	66.42	70.1	7.3	66.72	70.4
02/05/2017 20:30	7.7	66.69	69.2	66.3	7.8	66.40	70.3	7.4	66.33	70.0	7.3	66.63	70.3
02/05/2017 20:40	7.6	66.61	69.2	66.2	7.8	66.33	70.2	7.3	66.24	69.9	7.3	66.53	70.2
02/05/2017 20:50	7.7	66.53	69.1	66.1	7.8	66.27	70.2	7.3	66.20	69.9	7.3	66.53	70.2
02/05/2017 21:00	7.7	66.51	69.1	66.0	7.8	66.22	70.1	7.3	66.13	69.8	7.3	66.47	70.1
02/05/2017 21:10	7.6	66.43	69.0	66.0	7.8	66.16	70.1	7.3	66.08	69.8	7.3	66.38	70.0
02/05/2017 21:20	7.7	66.36	69.0	66.0	7.8	66.12	70.0	7.3	66.03	69.7	7.3	66.33	70.0
02/05/2017 21:30	7.7	66.33	68.9	65.9	7.8	66.07	70.0	7.3	66.01	69.7	7.3	66.32	70.0
02/05/2017 21:40	7.7	66.31	68.9	65.9	7.8	66.00	70.0	7.3	65.93	69.6	7.3	66.25	69.9
02/05/2017 21:50	7.7	66.23	68.8	65.8	7.8	65.93	69.9	7.3	65.90	69.6	7.3	66.20	69.9
02/05/2017 22:00	7.7	66.17	68.8	65.7	7.8	65.89	69.8	7.3	65.80	69.5	7.3	66.10	69.8
02/05/2017 22:10	7.7	66.03	68.8	65.6	7.8	65.76	69.8	7.4	65.69	69.5	7.3	65.98	69.8
02/05/2017 22:20	7.7	65.97	68.6	65.5	7.8	65.69	69.7	7.3	65.63	69.5	7.3	65.92	69.8
02/05/2017 22:30	7.7	65.88	68.7	65.5	7.8	65.62	69.7	7.4	65.53	69.4	7.3	65.82	69.7
02/05/2017 22:40	7.7	65.80	68.6	65.4	7.8	65.53	69.6	7.3	65.42	69.3	7.3	65.73	69.7
02/05/2017 22:50	7.7	65.73	68.5	65.3	7.8	65.49	69.5	7.4	65.42	69.3	7.3	65.72	69.6
02/05/2017 23:00	7.6	65.65	68.5	65.2	7.8	65.36	69.5	7.4	65.33	69.2	7.3	65.63	69.6

Date/Time	HW5i F	HW5i T	HW5o	HW5i not used	HW6i F	HW6i T	HW6o	HW7i F	HW7i T	HW7o	HW8i F	HW8i T	HW8o
02/05/2017 23:10	7.7	65.52	68.4	65.1	7.8	65.22	69.4	7.4	65.18	69.2	7.3	65.47	69.5
02/05/2017 23:20	7.7	65.43	68.3	65.0	7.8	65.16	69.4	7.4	65.09	69.1	7.3	65.39	69.4
02/05/2017 23:30	7.7	65.31	68.2	64.9	7.8	65.04	69.3	7.4	64.97	69.0	7.3	65.28	69.3
02/05/2017 23:40	7.7	65.20	68.2	64.8	7.8	64.92	69.2	7.3	64.89	68.9	7.3	65.19	69.2
02/05/2017 23:50	7.7	65.14	68.1	64.8	7.8	64.89	69.1	7.4	64.80	68.8	7.3	65.10	69.1
02/06/2017 00:00	7.7	65.04	68.0	64.7	7.8	64.79	69.0	7.4	64.72	68.8	7.3	65.03	69.1
02/06/2017 00:10	7.7	64.99	68.0	64.6	7.8	64.70	69.1	7.4	64.67	68.7	7.3	64.97	69.0
02/06/2017 00:20	7.7	64.83	67.9	64.5	7.8	64.53	68.9	7.4	64.52	68.6	7.3	64.82	69.0
02/06/2017 00:30	7.7	64.74	67.9	64.4	7.8	64.50	68.8	7.4	64.43	68.6	7.3	64.73	68.8
02/06/2017 00:40	7.7	64.72	67.8	64.4	7.8	64.49	68.8	7.4	64.41	68.5	7.3	64.72	68.8
02/06/2017 00:50	7.7	64.70	67.7	64.3	7.8	64.43	68.7	7.4	64.37	68.4	7.3	64.68	68.7
02/06/2017 01:00	7.7	64.54	67.7	64.1	7.8	64.27	68.7	7.4	64.23	68.4	7.3	64.52	68.7
02/06/2017 01:10	7.7	64.51	67.6	64.1	7.8	64.24	68.6	7.3	64.20	68.3	7.3	64.50	68.7
02/06/2017 01:20	7.7	64.56	67.6	64.2	7.8	64.31	68.5	7.3	64.24	68.3	7.3	64.53	68.6
02/06/2017 01:30	7.7	64.61	67.5	64.2	7.8	64.33	68.5	7.3	64.26	68.2	7.3	64.54	68.5
02/06/2017 01:40	7.7	64.53	67.5	64.1	7.8	64.24	68.5	7.3	64.20	68.2	7.3	64.50	68.5
02/06/2017 01:50	7.7	64.53	67.4	64.1	7.8	64.26	68.5	7.3	64.21	68.2	7.3	64.51	68.5
02/06/2017 02:00	7.7	64.47	67.4	64.1	7.8	64.22	68.5	7.4	64.14	68.2	7.3	64.44	68.5
02/06/2017 02:10	7.7	64.43	67.4	64.0	7.8	64.20	68.5	7.4	64.13	68.1	7.3	64.42	68.5
02/06/2017 02:20	7.7	64.37	67.4	63.9	7.8	64.13	68.4	7.4	64.04	68.2	7.3	64.33	68.5
02/06/2017 02:30	7.7	64.30	67.4	63.9	7.8	64.04	68.4	7.4	63.99	68.1	7.3	64.28	68.4
02/06/2017 02:40	7.7	64.19	67.3	63.8	7.8	63.92	68.4	7.3	63.89	68.0	7.3	64.18	68.4
02/06/2017 02:50	7.7	64.06	67.3	63.7	7.8	63.83	68.2	7.3	63.75	68.0	7.3	64.05	68.3
02/06/2017 03:00	7.7	64.03	67.3	63.6	7.8	63.78	68.2	7.4	63.70	68.0	7.3	64.03	68.2
02/06/2017 03:10	7.7	64.02	67.2	63.6	7.8	63.73	68.1	7.3	63.63	67.9	7.3	64.02	68.2
02/06/2017 03:20	7.7	64.01	67.1	63.6	7.8	63.72	68.1	7.3	63.63	67.8	7.3	64.02	68.1
02/06/2017 03:30	7.7	63.88	67.0	63.6	7.8	63.62	68.1	7.4	63.58	67.8	7.3	63.88	68.1
02/06/2017 03:40	7.7	63.83	67.0	63.4	7.8	63.60	68.0	7.4	63.52	67.8	7.3	63.83	68.0
02/06/2017 03:50	7.7	63.80	67.0	63.4	7.8	63.55	68.0	7.4	63.46	67.7	7.3	63.80	68.0
02/06/2017 04:00	7.7	63.75	66.9	63.4	7.8	63.50	67.9	7.4	63.42	67.7	7.3	63.76	68.0
02/06/2017 04:10	7.7	63.67	66.9	63.3	7.8	63.42	67.9	7.4	63.37	67.7	7.3	63.68	67.9
02/06/2017 04:20	7.7	63.63	66.8	63.2	7.8	63.34	67.9	7.4	63.31	67.6	7.3	63.63	67.9
02/06/2017 04:30	7.7	63.56	66.8	63.1	7.8	63.26	67.9	7.4	63.25	67.5	7.3	63.58	67.8
02/06/2017 04:40	7.7	63.38	66.7	63.0	7.8	63.15	67.7	7.4	63.07	67.5	7.3	63.38	67.7
02/06/2017 04:50	7.7	63.32	66.5	62.9	7.8	63.08	67.7	7.4	63.01	67.4	7.3	63.31	67.6
02/06/2017 05:00	7.7	63.31	66.6	62.9	7.8	63.03	67.6	7.4	62.99	67.3	7.3	63.29	67.6
02/06/2017 05:10	7.7	63.17	66.5	62.8	7.8	62.93	67.5	7.4	62.87	67.3	7.3	63.17	67.6
02/06/2017 05:20	7.7	63.11	66.5	62.7	7.8	62.83	67.5	7.4	62.78	67.2	7.3	63.13	67.5
02/06/2017 05:30	7.7	63.13	66.4	62.7	7.8	62.84	67.4	7.4	62.81	67.2	7.3	63.13	67.5
02/06/2017 05:40	7.7	63.07	66.2	62.7	7.8	62.81	67.3	7.4	62.73	67.1	7.3	63.07	67.4
02/06/2017 05:50	7.7	62.96	66.3	62.6	7.8	62.73	67.3	7.4	62.65	67.1	7.3	62.96	67.4
02/06/2017 06:00	7.7	62.95	66.2	62.5	7.8	62.67	67.2	7.4	62.64	67.1	7.3	62.94	67.3
02/06/2017 06:10	7.7	63.07	66.2	62.7	7.8	62.82	67.2	7.4	62.76	67.0	7.3	63.09	67.2
02/06/2017 06:20	7.7	63.19	66.2	62.7	7.8	62.94	67.2	7.4	62.90	67.0	7.3	63.20	67.2
02/06/2017 06:30	7.7	63.36	66.2	62.9	7.8	63.10	67.3	7.4	63.03	67.0	7.3	63.33	67.3
02/06/2017 06:40	7.7	63.56	66.3	63.1	7.8	63.27	67.3	7.4	63.24	67.1	7.3	63.54	67.4
02/06/2017 06:50	7.7	63.66	66.4	63.2	7.8	63.38	67.5	7.4	63.36	67.1	7.3	63.66	67.4
02/06/2017 07:00	7.7	63.77	66.5	63.3	7.8	63.51	67.5	7.3	63.43	67.2	7.3	63.73	67.6
02/06/2017 07:10	7.7	63.84	66.5	63.4	7.8	63.59	67.6	7.3	63.52	67.3	7.3	63.82	67.6
02/06/2017 07:20	7.7	63.94	66.6	63.5	7.8	63.65	67.7	7.4	63.60	67.4	7.3	63.88	67.7
02/06/2017 07:30	7.7	64.11	66.6	63.6	7.8	63.84	67.8	7.3	63.77	67.4	7.3	64.07	67.8
02/06/2017 07:40	7.7	64.31	66.8	63.8	7.8	64.02	67.9	7.3	63.97	67.6	7.3	64.26	67.8
02/06/2017 07:50	7.7	64.42	66.9	63.9	7.8	64.16	68.0	7.3	64.09	67.6	7.3	64.38	67.9
02/06/2017 08:00	7.7	64.54	67.1	64.0	7.8	64.25	68.1	7.3	64.20	67.8	7.3	64.49	68.0
02/06/2017 08:10	7.7	64.67	67.1	64.2	7.8	64.36	68.1	7.3	64.33	67.9	7.3	64.63	68.2

Date/Time	HW5i F	HW5i T	HW5o	HW5i not used	HW6i F	HW6i T	HW6o	HW7i F	HW7i T	HW7o	HW8i F	HW8i T	HW8o
02/06/2017 08:20	7.7	64.83	67.2	64.4	7.8	64.53	68.2	7.3	64.49	68.0	7.3	64.77	68.3
02/06/2017 08:30	7.7	64.99	67.3	64.5	7.8	64.70	68.3	7.4	64.67	68.0	7.3	64.97	68.3
02/06/2017 08:40	7.7	65.18	67.4	64.7	7.8	64.89	68.5	7.4	64.82	68.1	7.3	65.11	68.4
02/06/2017 08:50	7.7	65.35	67.6	64.8	7.8	65.05	68.6	7.4	65.00	68.3	7.3	65.28	68.5
02/06/2017 09:00	7.7	65.47	67.7	65.0	7.8	65.20	68.7	7.4	65.14	68.4	7.3	65.43	68.7
02/06/2017 09:10	7.7	65.65	67.8	65.1	7.8	65.35	68.8	7.4	65.31	68.5	7.3	65.59	68.8
02/06/2017 09:20	7.7	65.82	67.9	65.2	7.8	65.55	69.0	7.4	65.46	68.6	7.3	65.76	69.0
02/06/2017 09:30	7.7	66.01	68.0	65.5	7.8	65.73	69.1	7.4	65.67	68.7	7.3	65.94	69.1
02/06/2017 09:40	7.7	66.26	68.1	65.7	7.8	65.96	69.2	7.4	65.90	68.9	7.3	66.17	69.2
02/06/2017 09:50	7.6	66.41	68.3	65.9	7.8	66.13	69.3	7.4	66.07	69.0	7.3	66.35	69.4
02/06/2017 10:00	7.7	66.60	68.4	66.1	7.8	66.31	69.5	7.4	66.25	69.2	7.3	66.53	69.4
02/06/2017 10:10	7.7	66.83	68.6	66.3	7.8	66.56	69.7	7.3	66.49	69.3	7.3	66.76	69.6
02/06/2017 10:20	7.7	67.01	68.7	66.5	7.8	66.74	69.7	7.4	66.68	69.5	7.3	66.94	69.8
02/06/2017 10:30	7.6	67.14	68.9	66.6	7.8	66.87	69.9	7.3	66.78	69.6	7.3	67.07	69.9
02/06/2017 10:40	7.7	67.29	69.0	66.7	7.8	67.00	70.1	7.3	66.91	69.8	7.3	67.20	70.0
02/06/2017 10:50	7.7	67.33	69.2	66.8	7.8	67.03	70.2	7.4	67.01	69.9	7.3	67.29	70.1
02/06/2017 11:00	7.7	67.33	69.2	66.8	7.8	67.04	70.3	7.4	67.02	70.0	7.3	67.32	70.3
02/06/2017 11:10	7.7	67.50	69.3	66.9	7.8	67.22	70.4	7.3	67.12	70.1	7.3	67.43	70.4
02/06/2017 11:20	7.7	67.80	69.4	67.1	7.8	67.52	70.5	7.3	67.44	70.2	7.3	67.70	70.5
02/06/2017 11:30	7.7	68.08	69.6	67.4	7.8	67.80	70.6	7.3	67.71	70.3	7.3	67.99	70.6
02/06/2017 11:40	7.7	68.30	69.7	67.6	7.8	68.00	70.8	7.3	67.92	70.5	7.3	68.17	70.7
02/06/2017 11:50	7.7	68.47	69.9	67.8	7.8	68.18	71.0	7.3	68.09	70.6	7.3	68.38	70.9
02/06/2017 12:00	7.7	68.63	70.0	68.0	7.8	68.35	71.1	7.3	68.26	70.8	7.3	68.54	71.0
02/06/2017 12:10	7.7	68.92	70.2	68.3	7.8	68.64	71.3	7.3	68.54	71.0	7.3	68.81	71.3
02/06/2017 12:20	7.6	69.19	70.4	68.5	7.8	68.92	71.5	7.3	68.81	71.2	7.3	69.07	71.4
02/06/2017 12:30	7.7	69.46	70.6	68.8	7.8	69.20	71.6	7.3	69.09	71.3	7.3	69.33	71.6
02/06/2017 12:40	7.7	69.84	70.8	69.1	7.8	69.57	71.9	7.3	69.44	71.5	7.3	69.68	71.8
02/06/2017 12:50	7.7	70.36	71.0	69.5	7.8	70.08	72.1	7.3	69.94	71.8	7.3	70.17	72.1
02/06/2017 13:00	7.7	70.67	71.3	69.9	7.8	70.39	72.4	7.3	70.25	72.0	7.3	70.50	72.3
02/06/2017 13:10	7.7	71.12	71.6	70.2	7.8	70.86	72.7	7.3	70.69	72.3	7.3	70.92	72.5
02/06/2017 13:20	7.7	71.48	71.9	70.6	7.8	71.22	73.0	7.4	71.08	72.5	7.3	71.28	72.9
02/06/2017 13:30	7.7	71.65	72.2	70.9	7.8	71.37	73.2	7.3	71.23	72.8	7.3	71.48	73.2
02/06/2017 13:40	7.7	71.83	72.4	71.1	7.8	71.52	73.5	7.3	71.39	73.1	7.3	71.67	73.4
02/06/2017 13:50	7.7	71.95	72.6	71.2	7.8	71.66	73.7	7.3	71.52	73.4	7.3	71.82	73.6
02/06/2017 14:00	7.7	72.12	72.8	71.4	7.8	71.84	73.8	7.3	71.67	73.5	7.3	71.95	73.8
02/06/2017 14:10	7.7	72.25	72.9	71.5	7.8	71.96	74.0	7.4	71.84	73.6	7.3	72.12	73.9
02/06/2017 14:20	7.7	72.42	73.1	71.7	7.8	72.15	74.2	7.3	72.00	73.8	7.3	72.28	74.0
02/06/2017 14:30	7.7	72.57	73.2	71.8	7.8	72.24	74.3	7.3	72.15	73.9	7.3	72.40	74.3
02/06/2017 14:40	7.7	72.63	73.4	71.9	7.8	72.34	74.5	7.3	72.22	74.1	7.3	72.50	74.4
02/06/2017 14:50	7.7	72.75	73.5	72.0	7.8	72.46	74.6	7.3	72.32	74.2	7.3	72.60	74.5
02/06/2017 15:00	7.7	72.86	73.6	72.2	7.8	72.55	74.7	7.3	72.45	74.3	7.3	72.73	74.6
02/06/2017 15:10	7.7	73.00	73.7	72.3	7.8	72.69	74.8	7.3	72.60	74.4	7.3	72.85	74.8
02/06/2017 15:20	7.7	73.10	73.9	72.4	7.8	72.83	74.9	7.3	72.70	74.5	7.3	72.98	74.8
02/06/2017 15:30	7.7	73.28	74.0	72.5	7.8	72.97	75.1	7.3	72.87	74.7	7.3	73.13	75.0
02/06/2017 15:40	7.7	73.38	74.1	72.7	7.8	73.10	75.1	7.3	73.00	74.8	7.3	73.27	75.1
02/06/2017 15:50	7.7	73.52	74.2	72.8	7.8	73.22	75.3	7.3	73.12	74.9	7.3	73.38	75.2
02/06/2017 16:00	7.7	73.56	74.3	72.9	7.8	73.26	75.4	7.3	73.19	75.0	7.3	73.42	75.3
02/06/2017 16:10	7.7	73.62	74.4	72.9	7.8	73.32	75.5	7.3	73.22	75.1	7.3	73.47	75.4
02/06/2017 16:20	7.7	73.63	74.5	73.0	7.8	73.33	75.5	7.3	73.26	75.2	7.3	73.52	75.4
02/06/2017 16:30	7.7	73.63	74.6	73.0	7.8	73.39	75.7	7.3	73.33	75.2	7.3	73.53	75.5
02/06/2017 16:40	7.7	73.63	74.6	73.0	7.8	73.36	75.7	7.3	73.31	75.3	7.3	73.53	75.6
02/06/2017 16:50	7.7	73.66	74.7	73.0	7.8	73.39	75.8	7.3	73.32	75.4	7.3	73.53	75.6
02/06/2017 17:00	7.7	73.65	74.7	73.0	7.8	73.42	75.8	7.3	73.33	75.4	7.3	73.53	75.7
02/06/2017 17:10	7.7	73.65	74.7	73.0	7.8	73.41	75.8	7.3	73.33	75.4	7.3	73.53	75.7
02/06/2017 17:20	7.7	73.63	74.8	73.0	7.8	73.33	75.8	7.3	73.23	75.4	7.3	73.53	75.7

Date/Time	HW5i F	HW5i T	HW5o	HW5i not used	HW6i F	HW6i T	HW6o	HW7i F	HW7i T	HW7o	HW8i F	HW8i T	HW8o
02/06/2017 17:30	7.7	73.60	74.8	72.9	7.8	73.31	75.8	7.3	73.22	75.4	7.3	73.44	75.7
02/06/2017 17:40	7.7	73.53	74.8	72.9	7.8	73.23	75.8	7.3	73.14	75.4	7.3	73.42	75.7
02/06/2017 17:50	7.7	73.53	74.8	72.9	7.8	73.22	75.8	7.3	73.13	75.4	7.3	73.37	75.7
02/06/2017 18:00	7.7	73.44	74.8	72.8	7.8	73.15	75.8	7.3	73.04	75.4	7.3	73.33	75.7
02/06/2017 18:10	7.7	73.39	74.7	72.8	7.8	73.12	75.8	7.3	73.02	75.4	7.3	73.30	75.7
02/06/2017 18:20	7.7	73.33	74.7	72.8	7.8	73.04	75.7	7.3	72.99	75.4	7.3	73.23	75.7
02/06/2017 18:30	7.7	73.33	74.7	72.7	7.8	73.02	75.8	7.3	72.92	75.4	7.3	73.21	75.7
02/06/2017 18:40	7.7	73.25	74.7	72.7	7.8	72.95	75.7	7.3	72.89	75.4	7.3	73.13	75.7
02/06/2017 18:50	7.7	73.22	74.6	72.6	7.8	72.92	75.7	7.3	72.83	75.4	7.3	73.13	75.6
02/06/2017 19:00	7.7	73.22	74.6	72.6	7.8	72.92	75.7	7.3	72.83	75.4	7.3	73.13	75.6
02/06/2017 19:10	7.7	73.22	74.6	72.6	7.8	72.92	75.7	7.3	72.83	75.3	7.3	73.09	75.6
02/06/2017 19:20	7.7	73.22	74.6	72.5	7.8	72.92	75.7	7.3	72.83	75.3	7.3	73.07	75.6
02/06/2017 19:30	7.7	73.22	74.6	72.5	7.8	72.92	75.7	7.3	72.83	75.3	7.3	73.09	75.6
02/06/2017 19:40	7.7	73.22	74.6	72.6	7.8	72.92	75.7	7.3	72.83	75.3	7.3	73.12	75.6
02/06/2017 19:50	7.7	73.29	74.6	72.6	7.8	72.98	75.7	7.3	72.89	75.3	7.3	73.13	75.5
02/06/2017 20:00	7.7	73.33	74.6	72.7	7.8	73.03	75.7	7.3	72.94	75.3	7.3	73.22	75.6
02/06/2017 20:10	7.7	73.36	74.7	72.7	7.8	73.13	75.7	7.3	73.02	75.4	7.3	73.25	75.7
02/06/2017 20:20	7.7	73.44	74.7	72.8	7.8	73.15	75.7	7.3	73.04	75.4	7.3	73.32	75.7
02/06/2017 20:30	7.7	73.52	74.8	72.8	7.8	73.22	75.8	7.3	73.11	75.4	7.3	73.37	75.8
02/06/2017 20:40	7.7	73.59	74.8	72.9	7.8	73.29	75.8	7.3	73.20	75.5	7.3	73.47	75.8
02/06/2017 20:50	7.7	73.65	74.8	73.0	7.8	73.38	75.9	7.3	73.31	75.5	7.3	73.53	75.8
02/06/2017 21:00	7.7	73.72	74.9	73.1	7.8	73.42	76.0	7.3	73.33	75.6	7.3	73.62	75.9
02/06/2017 21:10	7.7	73.79	74.9	73.2	7.8	73.52	76.0	7.3	73.38	75.7	7.3	73.64	76.0
02/06/2017 21:20	7.7	73.87	75.0	73.2	7.8	73.59	76.0	7.3	73.47	75.7	7.3	73.72	76.0
02/06/2017 21:30	7.7	73.92	75.1	73.2	7.8	73.63	76.1	7.3	73.53	75.8	7.3	73.76	76.1
02/06/2017 21:40	7.7	74.02	75.1	73.3	7.8	73.72	76.2	7.3	73.62	75.8	7.3	73.83	76.1
02/06/2017 21:50	7.7	74.04	75.2	73.4	7.8	73.77	76.2	7.3	73.69	75.8	7.3	73.94	76.2
02/06/2017 22:00	7.7	74.11	75.2	73.4	7.8	73.83	76.3	7.3	73.72	75.9	7.3	74.00	76.2
02/06/2017 22:10	7.7	74.16	75.2	73.5	7.8	73.91	76.3	7.3	73.75	75.9	7.3	74.03	76.3
02/06/2017 22:20	7.7	74.25	75.3	73.6	7.8	73.95	76.3	7.3	73.86	76.0	7.3	74.08	76.4
02/06/2017 22:30	7.7	74.33	75.4	73.6	7.8	74.04	76.5	7.3	73.93	76.1	7.3	74.19	76.4
02/06/2017 22:40	7.7	74.40	75.5	73.7	7.8	74.13	76.5	7.3	74.03	76.2	7.3	74.26	76.4
02/06/2017 22:50	7.7	74.52	75.5	73.8	7.8	74.25	76.5	7.3	74.11	76.2	7.3	74.36	76.5
02/06/2017 23:00	7.7	74.62	75.6	73.9	7.8	74.33	76.6	7.3	74.22	76.3	7.3	74.46	76.6
02/06/2017 23:10	7.7	74.72	75.7	74.0	7.8	74.43	76.8	7.3	74.33	76.3	7.3	74.57	76.7
02/06/2017 23:20	7.7	74.81	75.7	74.1	7.8	74.54	76.8	7.3	74.42	76.4	7.3	74.66	76.7
02/06/2017 23:30	7.7	74.92	75.8	74.2	7.8	74.63	76.8	7.3	74.50	76.5	7.3	74.77	76.8
02/06/2017 23:40	7.7	75.02	75.9	74.3	7.8	74.74	77.0	7.3	74.63	76.6	7.3	74.88	76.9
02/06/2017 23:50	7.7	75.10	76.0	74.4	7.8	74.83	77.0	7.3	74.72	76.7	7.3	74.97	77.0
02/07/2017 00:00	7.7	75.21	76.1	74.5	7.8	74.92	77.2	7.3	74.82	76.8	7.3	75.04	77.1
02/07/2017 00:10	7.7	75.30	76.1	74.6	7.8	75.02	77.2	7.3	74.88	76.9	7.3	75.13	77.2
02/07/2017 00:20	7.7	75.39	76.2	74.7	7.8	75.09	77.3	7.3	74.98	76.9	7.3	75.24	77.3
02/07/2017 00:30	7.7	75.48	76.3	74.8	7.8	75.19	77.4	7.3	75.09	77.0	7.3	75.34	77.3
02/07/2017 00:40	7.7	75.61	76.4	74.9	7.8	75.32	77.5	7.3	75.19	77.1	7.3	75.43	77.4
02/07/2017 00:50	7.7	75.72	76.5	75.0	7.8	75.41	77.6	7.3	75.31	77.2	7.3	75.55	77.5
02/07/2017 01:00	7.7	75.80	76.5	75.1	7.8	75.53	77.6	7.3	75.42	77.3	7.3	75.67	77.6
02/07/2017 01:10	7.7	75.90	76.7	75.2	7.8	75.63	77.7	7.3	75.52	77.3	7.3	75.72	77.7
02/07/2017 01:20	7.7	75.96	76.8	75.2	7.8	75.72	77.8	7.3	75.54	77.4	7.3	75.81	77.8
02/07/2017 01:30	7.7	76.02	76.8	75.3	7.8	75.72	77.9	7.3	75.61	77.5	7.3	75.83	77.8
02/07/2017 01:40	7.7	76.04	76.9	75.4	7.8	75.73	78.0	7.3	75.64	77.6	7.3	75.91	77.9
02/07/2017 01:50	7.7	76.11	76.9	75.4	7.8	75.81	78.0	7.3	75.72	77.6	7.3	75.93	77.9
02/07/2017 02:00	7.7	76.13	76.9	75.4	7.8	75.83	78.1	7.3	75.73	77.6	7.3	75.99	77.9
02/07/2017 02:10	7.7	76.15	77.0	75.4	7.8	75.91	78.1	7.3	75.80	77.8	7.3	76.03	78.0
02/07/2017 02:20	7.7	76.22	77.0	75.5	7.8	75.92	78.2	7.3	75.83	77.8	7.3	76.07	78.1
02/07/2017 02:30	7.7	76.23	77.1	75.5	7.8	76.00	78.2	7.3	75.83	77.8	7.3	76.13	78.1

Date/Time	HW5i F	HW5i T	HW5o	HW5i not used	HW6i F	HW6i T	HW6o	HW7i F	HW7i T	HW7o	HW8i F	HW8i T	HW8o
02/07/2017 02:40	7.7	76.32	77.2	75.6	7.8	76.03	78.3	7.3	75.88	77.9	7.3	76.13	78.1
02/07/2017 02:50	7.7	76.33	77.2	75.6	7.8	76.03	78.3	7.3	75.93	77.9	7.3	76.17	78.2
02/07/2017 03:00	7.7	76.42	77.2	75.7	7.8	76.08	78.3	7.3	75.99	78.0	7.3	76.22	78.2
02/07/2017 03:10	7.7	76.42	77.3	75.7	7.8	76.13	78.3	7.3	76.03	78.0	7.3	76.24	78.3
02/07/2017 03:20	7.7	76.42	77.3	75.7	7.8	76.20	78.4	7.3	76.04	78.1	7.3	76.33	78.3
02/07/2017 03:30	7.7	76.50	77.4	75.8	7.8	76.22	78.4	7.3	76.12	78.1	7.3	76.38	78.4
02/07/2017 03:40	7.7	76.57	77.4	75.9	7.8	76.30	78.5	7.3	76.19	78.1	7.3	76.42	78.4
02/07/2017 03:50	7.7	76.61	77.4	76.0	7.8	76.33	78.5	7.3	76.22	78.1	7.3	76.43	78.4
02/07/2017 04:00	7.7	76.63	77.5	75.9	7.8	76.36	78.6	7.3	76.22	78.2	7.3	76.45	78.5
02/07/2017 04:10	7.7	76.66	77.5	76.0	7.8	76.42	78.6	7.3	76.23	78.2	7.3	76.52	78.6
02/07/2017 04:20	7.7	76.72	77.5	76.0	7.8	76.42	78.6	7.3	76.28	78.3	7.3	76.53	78.6
02/07/2017 04:30	7.7	76.72	77.6	76.0	7.8	76.42	78.7	7.3	76.33	78.3	7.3	76.56	78.6
02/07/2017 04:40	7.7	76.73	77.6	76.1	7.8	76.43	78.7	7.3	76.33	78.3	7.3	76.63	78.6
02/07/2017 04:50	7.7	76.78	77.6	76.1	7.8	76.48	78.7	7.3	76.37	78.4	7.3	76.63	78.7
02/07/2017 05:00	7.7	76.83	77.7	76.1	7.8	76.53	78.7	7.3	76.42	78.4	7.3	76.66	78.7
02/07/2017 05:10	7.7	76.83	77.7	76.1	7.8	76.60	78.8	7.3	76.46	78.4	7.3	76.72	78.7
02/07/2017 05:20	7.7	76.89	77.8	76.2	7.8	76.63	78.8	7.3	76.53	78.5	7.3	76.73	78.8
02/07/2017 05:30	7.7	76.93	77.8	76.2	7.8	76.70	78.9	7.3	76.53	78.6	7.3	76.82	78.8
02/07/2017 05:40	7.7	76.98	77.8	76.3	7.8	76.72	78.9	7.3	76.57	78.6	7.3	76.83	78.9
02/07/2017 05:50	7.7	77.03	77.9	76.3	7.8	76.72	78.9	7.3	76.63	78.6	7.3	76.86	78.9
02/07/2017 06:00	7.7	77.08	78.0	76.4	7.8	76.75	79.0	7.3	76.65	78.6	7.3	76.92	78.9
02/07/2017 06:10	7.7	77.12	78.0	76.4	7.8	76.81	79.1	7.3	76.70	78.7	7.3	76.93	79.0
02/07/2017 06:20	7.7	77.13	78.0	76.4	7.8	76.83	79.1	7.3	76.72	78.7	7.3	76.94	79.0
02/07/2017 06:30	7.7	77.13	78.0	76.5	7.8	76.89	79.1	7.3	76.74	78.7	7.3	77.02	79.1
02/07/2017 06:40	7.7	77.17	78.1	76.5	7.8	76.92	79.1	7.3	76.81	78.7	7.3	77.04	79.1
02/07/2017 06:50	7.7	77.22	78.1	76.6	7.8	77.00	79.2	7.3	76.88	78.8	7.3	77.13	79.1
02/07/2017 07:00	7.7	77.25	78.1	76.6	7.8	77.02	79.2	7.3	76.92	78.8	7.3	77.13	79.1
02/07/2017 07:10	7.7	77.18	78.2	76.6	7.8	76.93	79.2	7.3	76.82	78.9	7.3	77.06	79.2
02/07/2017 07:20	7.7	77.12	78.1	76.5	7.8	76.82	79.2	7.3	76.73	78.9	7.3	77.00	79.1
02/07/2017 07:30	7.7	76.94	78.1	76.3	7.8	76.66	79.2	7.3	76.54	78.8	7.3	76.83	79.1
02/07/2017 07:40	7.7	76.74	78.1	76.1	7.8	76.43	79.1	7.3	76.34	78.8	7.3	76.58	79.1
02/07/2017 07:50	7.7	76.53	78.0	75.9	7.8	76.24	79.1	7.4	76.14	78.7	7.3	76.39	79.0
02/07/2017 08:00	7.7	76.43	77.9	75.9	7.8	76.16	78.9	7.3	76.05	78.6	7.3	76.29	78.9
02/07/2017 08:10	7.7	76.37	77.8	75.7	7.8	76.06	78.8	7.4	75.96	78.5	7.3	76.25	78.8
02/07/2017 08:20	7.7	76.28	77.7	75.7	7.8	76.02	78.8	7.4	75.86	78.4	7.3	76.14	78.7
02/07/2017 08:30	7.7	76.32	77.7	75.6	7.8	76.03	78.7	7.4	75.90	78.4	7.3	76.17	78.7
02/07/2017 08:40	7.7	76.33	77.6	75.7	7.8	76.03	78.7	7.3	75.92	78.3	7.3	76.17	78.6
02/07/2017 08:50	7.7	76.31	77.6	75.6	7.8	76.02	78.6	7.3	75.86	78.3	7.3	76.13	78.6
02/07/2017 09:00	7.7	76.22	77.6	75.6	7.8	75.94	78.6	7.3	75.83	78.3	7.3	76.10	78.6
02/07/2017 09:10	7.7	76.26	77.6	75.5	7.8	75.96	78.6	7.4	75.83	78.3	7.3	76.09	78.6
02/07/2017 09:20	7.7	76.40	77.6	75.7	7.8	76.04	78.6	7.4	75.98	78.3	7.3	76.19	78.6
02/07/2017 09:30	7.7	76.42	77.6	75.7	7.8	76.12	78.6	7.4	76.03	78.3	7.3	76.22	78.6
02/07/2017 09:40	7.7	76.50	77.6	75.7	7.8	76.20	78.7	7.3	76.10	78.3	7.3	76.31	78.6
02/07/2017 09:50	7.7	76.48	77.6	75.7	7.8	76.21	78.6	7.3	76.11	78.3	7.3	76.34	78.6
02/07/2017 10:00	7.7	76.58	77.6	75.8	7.8	76.26	78.7	7.3	76.17	78.4	7.3	76.37	78.7
02/07/2017 10:10	7.7	76.91	77.7	76.0	7.8	76.53	78.7	7.4	76.45	78.4	7.3	76.60	78.7
02/07/2017 10:20	7.7	77.19	77.8	76.2	7.8	76.78	78.8	7.3	76.69	78.5	7.3	76.81	78.7
02/07/2017 10:30	7.7	76.95	77.9	76.1	7.8	76.57	78.9	7.3	76.50	78.5	7.3	76.64	78.8
02/07/2017 10:40	7.7	77.06	78.0	76.1	7.8	76.68	78.9	7.3	76.58	78.6	7.3	76.70	78.9
02/07/2017 10:50	7.7	77.13	78.0	76.2	7.8	76.72	79.0	7.3	76.63	78.6	7.3	76.75	78.9
02/07/2017 11:00	7.7	77.14	78.0	76.2	7.8	76.76	79.0	7.3	76.69	78.7	7.3	76.81	79.0
02/07/2017 11:10	7.7	77.14	78.0	76.2	7.8	76.76	79.0	7.3	76.66	78.7	7.3	76.79	79.0
02/07/2017 11:20	7.7	77.15	78.0	76.3	7.8	76.77	79.0	7.3	76.69	78.7	7.3	76.82	79.0
02/07/2017 11:30	7.7	77.22	78.0	76.3	7.8	76.85	79.1	7.3	76.75	78.8	7.3	76.86	79.0
02/07/2017 11:40	7.7	77.35	78.1	76.4	7.8	76.95	79.1	7.3	76.85	78.8	7.3	76.96	79.1

Date/Time	HW5i F	HW5i T	HW5o	HW5i not used	HW6i F	HW6i T	HW6o	HW7i F	HW7i T	HW7o	HW8i F	HW8i T	HW8o
02/07/2017 11:50	7.7	77.45	78.2	76.5	7.8	77.06	79.2	7.3	76.93	78.8	7.3	77.07	79.1
02/07/2017 12:00	7.7	77.60	78.2	76.6	7.8	77.20	79.3	7.3	77.09	78.9	7.3	77.20	79.1
02/07/2017 12:10	7.7	77.63	78.3	76.7	7.8	77.27	79.4	7.3	77.13	79.0	7.3	77.31	79.2
02/07/2017 12:20	7.7	77.67	78.4	76.7	7.8	77.30	79.4	7.3	77.19	79.0	7.3	77.32	79.3
02/07/2017 12:30	7.7	77.72	78.4	76.8	7.8	77.39	79.5	7.3	77.25	79.1	7.3	77.40	79.4
02/07/2017 12:40	7.7	77.83	78.5	76.9	7.8	77.50	79.5	7.3	77.36	79.2	7.3	77.49	79.5
02/07/2017 12:50	7.7	77.91	78.6	77.0	7.8	77.60	79.6	7.3	77.44	79.2	7.3	77.60	79.5
02/07/2017 13:00	7.7	77.98	78.6	77.1	7.8	77.66	79.6	7.3	77.53	79.2	7.3	77.66	79.6
02/07/2017 13:10	7.7	78.13	78.6	77.2	7.8	77.82	79.7	7.3	77.63	79.3	7.3	77.82	79.7
02/07/2017 13:20	7.7	78.20	78.7	77.3	7.8	77.84	79.8	7.3	77.71	79.4	7.3	77.84	79.7
02/07/2017 13:30	7.7	78.24	78.8	77.3	7.8	77.96	79.9	7.3	77.80	79.5	7.3	77.95	79.8
02/07/2017 13:40	7.7	78.33	78.9	77.4	7.8	78.08	80.0	7.3	77.89	79.5	7.3	78.04	79.9
02/07/2017 13:50	7.7	78.47	79.0	77.5	6.9	78.24	80.1	7.4	78.02	79.6	7.4	78.18	79.9
02/07/2017 14:00	7.7	78.50	79.0	77.6	7.8	78.23	80.2	7.3	78.04	79.7	7.3	78.22	80.0
02/07/2017 14:10	7.7	78.52	79.1	77.7	7.8	78.29	80.2	7.3	78.10	79.8	7.3	78.25	80.1
02/07/2017 14:20	7.7	78.53	79.2	77.7	7.8	78.33	80.2	7.3	78.14	79.9	7.3	78.30	80.1
02/07/2017 14:30	7.7	78.53	79.2	77.7	7.8	78.33	80.2	7.3	78.14	79.9	7.3	78.31	80.2
02/07/2017 14:40	7.7	78.48	79.3	77.7	7.8	78.25	80.3	7.3	78.05	79.9	7.3	78.25	80.2
02/07/2017 14:50	7.7	78.53	79.3	77.7	7.8	78.28	80.4	7.3	78.08	79.9	7.3	78.27	80.2
02/07/2017 15:00	7.7	78.53	79.3	77.7	7.8	78.33	80.4	7.3	78.14	79.9	7.3	78.32	80.2
02/07/2017 15:10	7.7	78.56	79.3	77.8	7.8	78.36	80.4	7.3	78.16	79.9	7.3	78.36	80.3
02/07/2017 15:20	7.7	78.49	79.3	77.8	7.8	78.29	80.4	7.3	78.09	80.0	7.3	78.28	80.2
02/07/2017 15:30	7.7	78.23	79.3	77.5	7.9	78.03	80.4	7.3	77.84	80.0	7.3	78.03	80.3
02/07/2017 15:40	7.7	77.95	79.2	77.3	7.8	77.76	80.3	7.3	77.58	79.9	7.3	77.78	80.3
02/07/2017 15:50	7.7	77.62	79.1	77.0	7.8	77.45	80.2	7.3	77.27	79.8	7.3	77.50	80.1
02/07/2017 16:00	7.7	77.42	79.0	76.7	7.8	77.24	80.0	7.3	77.06	79.7	7.3	77.26	80.0
02/07/2017 16:10	7.7	77.05	78.8	76.4	7.9	76.88	79.9	7.3	76.73	79.5	7.3	76.94	79.8
02/07/2017 16:20	7.7	76.81	78.6	76.2	7.8	76.65	79.7	7.3	76.48	79.3	7.3	76.70	79.6
02/07/2017 16:30	7.7	76.58	78.4	76.0	7.8	76.39	79.5	7.4	76.23	79.1	7.3	76.44	79.4
02/07/2017 16:40	7.7	76.31	78.3	75.8	7.8	76.09	79.3	7.3	75.94	78.9	7.3	76.17	79.3
02/07/2017 16:50	7.7	75.97	78.1	75.4	7.8	75.75	79.2	7.3	75.62	78.7	7.3	75.83	79.1
02/07/2017 17:00	7.7	75.68	77.9	75.2	7.8	75.43	78.9	7.3	75.31	78.5	7.3	75.55	78.9
02/07/2017 17:10	7.7	75.34	77.7	74.8	7.8	75.08	78.7	7.3	74.96	78.4	7.3	75.20	78.7
02/07/2017 17:20	7.7	75.02	77.5	74.5	7.8	74.76	78.5	7.3	74.67	78.2	7.3	74.90	78.5
02/07/2017 17:30	7.7	74.75	77.2	74.2	7.8	74.45	78.2	7.4	74.36	78.0	7.3	74.60	78.3
02/07/2017 17:40	7.7	74.43	77.0	74.0	7.8	74.15	78.0	7.3	74.05	77.7	7.3	74.29	78.0
02/07/2017 17:50	7.7	74.11	76.7	73.7	7.8	73.83	77.8	7.3	73.75	77.5	7.3	73.99	77.8
02/07/2017 18:00	7.7	73.82	76.5	73.4	7.8	73.54	77.5	7.4	73.44	77.3	7.3	73.70	77.5
02/07/2017 18:10	7.7	73.52	76.3	73.1	7.8	73.25	77.3	7.3	73.17	77.0	7.3	73.40	77.3
02/07/2017 18:20	7.7	73.20	76.1	72.8	7.8	72.92	77.1	7.3	72.83	76.8	7.3	73.09	77.0
02/07/2017 18:30	7.7	73.02	75.8	72.6	7.8	72.72	76.9	7.3	72.63	76.6	7.3	72.91	76.8
02/07/2017 18:40	7.7	72.75	75.6	72.3	7.8	72.45	76.6	7.3	72.36	76.3	7.3	72.65	76.6
02/07/2017 18:50	7.7	72.58	75.4	72.1	7.8	72.25	76.4	7.3	72.18	76.1	7.3	72.44	76.4
02/07/2017 19:00	7.7	72.37	75.2	71.9	7.8	72.07	76.3	7.3	71.97	76.0	7.3	72.25	76.2
02/07/2017 19:10	7.7	72.12	75.0	71.7	7.8	71.83	76.0	7.3	71.70	75.8	7.3	72.00	76.1
02/07/2017 19:20	7.7	71.82	74.9	71.4	7.8	71.53	75.9	7.3	71.41	75.6	7.3	71.70	75.9
02/07/2017 19:30	7.7	71.55	74.6	71.1	7.8	71.27	75.7	7.3	71.16	75.3	7.3	71.42	75.7
02/07/2017 19:40	7.7	71.28	74.5	70.8	7.8	71.00	75.5	7.3	70.89	75.1	7.3	71.15	75.4
02/07/2017 19:50	7.7	71.03	74.3	70.6	7.9	70.73	75.3	7.3	70.61	75.0	7.3	70.89	75.2
02/07/2017 20:00	7.7	70.80	74.0	70.4	7.8	70.50	75.0	7.3	70.41	74.8	7.3	70.66	75.0
02/07/2017 20:10	7.7	70.58	73.8	70.2	7.8	70.30	74.8	7.3	70.20	74.6	7.3	70.46	74.8
02/07/2017 20:20	7.7	70.43	73.7	70.0	7.8	70.14	74.7	7.3	70.03	74.3	7.3	70.30	74.6
02/07/2017 20:30	7.7	70.20	73.4	69.8	7.8	69.93	74.5	7.3	69.85	74.2	7.4	70.10	74.4
02/07/2017 20:40	7.7	70.03	73.3	69.6	7.8	69.74	74.3	7.3	69.65	74.0	7.3	69.92	74.2
02/07/2017 20:50	7.7	69.77	73.2	69.4	7.8	69.49	74.2	7.3	69.40	73.8	7.3	69.67	74.1

Date/Time	HW5i F	HW5i T	HW5o	HW5i not used	HW6i F	HW6i T	HW6o	HW7i F	HW7i T	HW7o	HW8i F	HW8i T	HW8o
02/07/2017 21:00	7.7	69.59	72.9	69.2	7.8	69.33	73.9	7.4	69.23	73.7	7.3	69.48	74.0
02/07/2017 21:10	7.7	69.42	72.8	69.0	7.8	69.10	73.7	7.3	69.04	73.5	7.4	69.33	73.8
02/07/2017 21:20	7.7	69.24	72.6	68.9	7.9	68.95	73.6	7.3	68.85	73.3	7.3	69.14	73.6
02/07/2017 21:30	7.7	69.12	72.4	68.7	7.8	68.81	73.5	7.3	68.75	73.2	7.3	69.02	73.5
02/07/2017 21:40	7.7	69.00	72.3	68.6	7.8	68.70	73.4	7.3	68.62	73.1	7.4	68.89	73.3
02/07/2017 21:50	7.7	68.86	72.2	68.4	7.8	68.58	73.2	7.3	68.51	73.0	7.3	68.80	73.2
02/07/2017 22:00	7.7	68.69	72.1	68.2	7.8	68.40	73.1	7.3	68.36	72.9	7.3	68.60	73.1
02/07/2017 22:10	7.7	68.53	71.9	68.1	7.9	68.24	73.0	7.3	68.18	72.7	7.3	68.46	72.9
02/07/2017 22:20	7.7	68.33	71.8	67.9	7.8	68.07	72.8	7.3	68.00	72.6	7.4	68.27	72.8
02/07/2017 22:30	7.7	68.14	71.7	67.7	7.9	67.88	72.7	7.3	67.81	72.4	7.4	68.08	72.6
02/07/2017 22:40	7.7	67.94	71.6	67.5	7.9	67.68	72.5	7.3	67.63	72.3	7.4	67.87	72.5
02/07/2017 22:50	7.7	67.78	71.4	67.4	7.9	67.55	72.3	7.3	67.45	72.1	7.3	67.74	72.4
02/07/2017 23:00	7.7	67.63	71.1	67.2	7.9	67.36	72.2	7.3	67.32	72.0	7.4	67.57	72.2
02/07/2017 23:10	7.7	67.48	71.0	67.1	7.9	67.25	72.1	7.3	67.17	71.9	7.4	67.44	72.1
02/07/2017 23:20	7.7	67.38	70.8	67.0	7.9	67.10	72.0	7.3	67.04	71.8	7.4	67.32	71.9
02/07/2017 23:30	7.7	67.19	70.8	66.8	7.9	66.94	71.8	7.3	66.89	71.5	7.4	67.14	71.8
02/07/2017 23:40	7.7	67.02	70.7	66.7	7.9	66.77	71.6	7.4	66.72	71.5	7.4	66.98	71.7
02/07/2017 23:50	7.7	66.90	70.5	66.5	7.9	66.67	71.5	7.3	66.60	71.4	7.4	66.85	71.6
02/08/2017 00:00	7.7	66.77	70.4	66.4	7.9	66.52	71.4	7.3	66.46	71.2	7.4	66.74	71.4
02/08/2017 00:10	7.7	66.69	70.2	66.3	7.9	66.40	71.3	7.4	66.38	71.1	7.4	66.62	71.4
02/08/2017 00:20	7.7	66.59	70.1	66.2	7.9	66.33	71.2	7.4	66.28	70.9	7.4	66.53	71.2
02/08/2017 00:30	7.7	66.47	70.0	66.1	7.9	66.22	71.0	7.4	66.16	70.9	7.4	66.42	71.1
02/08/2017 00:40	7.7	66.33	70.0	66.0	7.9	66.07	71.0	7.4	66.04	70.8	7.4	66.31	71.0
02/08/2017 00:50	7.7	66.19	69.8	65.9	7.9	65.93	70.9	7.4	65.89	70.7	7.4	66.15	70.8
02/08/2017 01:00	7.7	66.00	69.6	65.7	7.9	65.75	70.8	7.4	65.71	70.6	7.4	65.97	70.8
02/08/2017 01:10	7.7	65.84	69.6	65.5	7.9	65.58	70.6	7.4	65.54	70.5	7.4	65.79	70.7
02/08/2017 01:20	7.7	65.69	69.4	65.3	7.9	65.42	70.5	7.4	65.41	70.3	7.4	65.66	70.5
02/08/2017 01:30	7.7	65.56	69.3	65.2	7.9	65.27	70.3	7.4	65.25	70.2	7.4	65.51	70.4
02/08/2017 01:40	7.7	65.43	69.2	65.1	7.9	65.19	70.2	7.4	65.15	70.0	7.4	65.39	70.2
02/08/2017 01:50	7.7	65.31	69.1	65.0	7.9	65.03	70.1	7.4	65.01	69.9	7.4	65.29	70.1
02/08/2017 02:00	7.7	65.18	69.0	64.8	7.9	64.92	70.0	7.4	64.91	69.8	7.4	65.15	70.0
02/08/2017 02:10	7.7	65.06	68.9	64.8	7.9	64.83	69.9	7.4	64.78	69.7	7.4	65.03	69.9
02/08/2017 02:20	7.7	64.97	68.8	64.6	7.9	64.69	69.8	7.4	64.69	69.6	7.4	64.93	69.8
02/08/2017 02:30	7.7	64.81	68.7	64.5	7.9	64.54	69.7	7.4	64.55	69.5	7.4	64.78	69.7
02/08/2017 02:40	7.7	64.68	68.6	64.4	7.9	64.41	69.6	7.4	64.38	69.4	7.4	64.67	69.6
02/08/2017 02:50	7.7	64.53	68.5	64.2	7.9	64.26	69.5	7.4	64.28	69.3	7.4	64.53	69.5
02/08/2017 03:00	7.7	64.48	68.4	64.2	7.9	64.22	69.3	7.4	64.21	69.2	7.4	64.47	69.4
02/08/2017 03:10	7.7	64.38	68.3	64.1	7.9	64.11	69.2	7.4	64.09	69.1	7.4	64.37	69.3
02/08/2017 03:20	7.7	64.28	68.1	63.9	7.9	63.99	69.2	7.4	64.00	69.0	7.4	64.27	69.2
02/08/2017 03:30	7.7	64.22	68.1	63.9	7.9	63.93	69.1	7.4	63.93	68.9	7.4	64.22	69.1
02/08/2017 03:40	7.7	64.11	67.9	63.8	7.9	63.87	69.0	7.4	63.86	68.8	7.4	64.14	69.0
02/08/2017 03:50	7.7	64.04	67.9	63.7	7.9	63.76	68.9	7.4	63.75	68.7	7.4	64.05	69.0
02/08/2017 04:00	7.7	63.89	67.8	63.6	7.9	63.64	68.8	7.4	63.61	68.6	7.4	63.95	68.9
02/08/2017 04:10	7.7	63.80	67.7	63.4	7.9	63.55	68.7	7.4	63.52	68.5	7.4	63.86	68.8
02/08/2017 04:20	7.7	63.68	67.6	63.4	7.9	63.42	68.6	7.4	63.40	68.4	7.4	63.76	68.7
02/08/2017 04:30	7.7	63.56	67.6	63.2	7.9	63.27	68.5	7.4	63.30	68.3	7.4	63.61	68.6
02/08/2017 04:40	7.7	63.46	67.4	63.1	7.9	63.21	68.4	7.4	63.21	68.2	7.4	63.54	68.5
02/08/2017 04:50	7.7	63.31	67.3	63.0	7.9	63.08	68.3	7.4	63.08	68.2	7.4	63.38	68.4
02/08/2017 05:00	7.7	63.24	67.3	63.0	7.9	63.00	68.3	7.4	62.99	68.1	7.4	63.30	68.3
02/08/2017 05:10	7.7	63.13	67.2	62.8	7.9	62.86	68.2	7.4	62.86	67.9	7.4	63.15	68.2
02/08/2017 05:20	7.7	63.03	67.0	62.7	7.9	62.76	68.1	7.4	62.76	67.8	7.4	63.05	68.2
02/08/2017 05:30	7.7	62.91	66.9	62.6	7.9	62.62	67.9	7.4	62.65	67.8	7.4	62.96	68.1
02/08/2017 05:40	7.7	62.84	66.8	62.5	7.9	62.55	67.8	7.4	62.57	67.7	7.4	62.91	67.9
02/08/2017 05:50	7.7	62.70	66.7	62.4	7.9	62.44	67.7	7.4	62.43	67.6	7.4	62.76	67.8
02/08/2017 06:00	7.7	62.63	66.6	62.3	7.9	62.38	67.7	7.4	62.36	67.5	7.4	62.71	67.8

Date/Time	HW5i F	HW5i T	HW5o	HW5i not used	HW6i F	HW6i T	HW6o	HW7i F	HW7i T	HW7o	HW8i F	HW8i T	HW8o
02/08/2017 06:10	7.7	62.51	66.5	62.1	7.9	62.24	67.6	7.4	62.24	67.4	7.4	62.53	67.7
02/08/2017 06:20	7.7	62.49	66.5	62.1	7.9	62.24	67.5	7.4	62.21	67.3	7.4	62.50	67.7
02/08/2017 06:30	7.7	62.45	66.3	62.0	7.9	62.18	67.4	7.4	62.16	67.3	7.4	62.46	67.5
02/08/2017 06:40	7.7	62.41	66.3	62.0	7.9	62.17	67.3	7.4	62.14	67.2	7.4	62.46	67.4
02/08/2017 06:50	7.7	62.36	66.3	62.0	7.9	62.13	67.3	7.4	62.11	67.2	7.4	62.43	67.4
02/08/2017 07:00	7.7	62.31	66.2	62.0	7.9	62.03	67.2	7.4	62.02	67.0	7.4	62.33	67.4
02/08/2017 07:10	7.7	62.17	66.2	61.9	7.9	61.89	67.2	7.4	61.89	67.1	7.4	62.23	67.3
02/08/2017 07:20	7.7	62.09	66.1	61.8	7.9	61.83	67.1	7.4	61.81	67.0	7.4	62.12	67.2
02/08/2017 07:30	7.7	62.06	66.0	61.7	7.9	61.81	67.0	7.4	61.78	66.9	7.4	62.09	67.2
02/08/2017 07:40	7.7	62.01	65.9	61.7	7.9	61.73	67.0	7.4	61.64	66.8	7.4	62.02	67.1
02/08/2017 07:50	7.7	62.01	65.8	61.6	7.9	61.74	67.0	7.4	61.65	66.8	7.4	62.03	67.0
02/08/2017 08:00	7.7	61.87	65.9	61.6	7.9	61.61	66.9	7.4	61.58	66.8	7.4	61.88	66.9
02/08/2017 08:10	7.7	61.83	65.8	61.5	7.9	61.57	66.8	7.4	61.53	66.7	7.4	61.83	66.9
02/08/2017 08:20	7.7	61.88	65.9	61.5	7.9	61.58	66.8	7.4	61.58	66.6	7.4	61.87	66.8
02/08/2017 08:30	7.7	61.83	65.7	61.5	7.9	61.54	66.7	7.4	61.54	66.6	7.4	61.84	66.8
02/08/2017 08:40	7.7	61.79	65.7	61.4	7.9	61.52	66.7	7.4	61.48	66.6	7.4	61.79	66.8
02/08/2017 08:50	7.7	61.77	65.7	61.4	7.9	61.50	66.6	7.4	61.45	66.5	7.4	61.76	66.8
02/08/2017 09:00	7.7	61.63	65.6	61.3	7.9	61.42	66.5	7.4	61.34	66.5	7.4	61.63	66.7
02/08/2017 09:10	7.7	61.65	65.5	61.3	7.9	61.40	66.5	7.4	61.36	66.4	7.4	61.67	66.6
02/08/2017 09:20	7.7	61.59	65.5	61.3	7.9	61.31	66.5	7.4	61.30	66.4	7.4	61.58	66.6
02/08/2017 09:30	7.7	61.57	65.5	61.2	7.9	61.29	66.4	7.4	61.29	66.3	7.4	61.57	66.5
02/08/2017 09:40	7.7	61.52	65.4	61.2	7.9	61.24	66.4	7.4	61.23	66.3	7.4	61.52	66.5
02/08/2017 09:50	7.7	61.46	65.4	61.2	7.9	61.22	66.4	7.4	61.17	66.3	7.4	61.46	66.5
02/08/2017 10:00	7.7	61.44	65.4	61.1	7.9	61.18	66.3	7.4	61.17	66.3	7.4	61.45	66.4
02/08/2017 10:10	7.7	61.42	65.3	61.0	7.9	61.15	66.3	7.4	61.13	66.2	7.4	61.42	66.3
02/08/2017 10:20	7.7	61.32	65.2	61.0	7.9	61.09	66.3	7.4	61.01	66.1	7.4	61.31	66.4
02/08/2017 10:30	7.7	61.26	65.2	60.9	7.9	60.96	66.2	7.4	60.94	66.1	7.4	61.27	66.3
02/08/2017 10:40	7.7	61.32	65.2	60.9	7.9	61.06	66.1	7.4	60.98	66.1	7.4	61.30	66.3
02/08/2017 10:50	7.7	61.42	65.1	61.0	7.8	61.15	66.1	7.4	61.12	66.1	7.4	61.39	66.2
02/08/2017 11:00	7.7	61.48	65.1	60.9	7.8	61.19	66.1	7.4	61.16	66.0	7.4	61.39	66.2
02/08/2017 11:10	7.7	61.53	65.1	61.1	7.8	61.24	66.2	7.4	61.22	66.0	7.4	61.46	66.2
02/08/2017 11:20	7.7	61.61	65.1	61.1	7.8	61.33	66.2	7.4	61.31	66.0	7.4	61.59	66.2
02/08/2017 11:30	7.7	61.61	65.1	61.2	7.8	61.32	66.2	7.4	61.32	66.0	7.4	61.58	66.3
02/08/2017 11:40	7.7	61.61	65.2	61.2	7.8	61.32	66.3	7.4	61.31	66.1	7.4	61.57	66.3
02/08/2017 11:50	7.7	61.53	65.2	61.1	7.8	61.26	66.3	7.4	61.24	66.1	7.4	61.51	66.3
02/08/2017 12:00	7.7	61.53	65.2	61.1	7.8	61.26	66.2	7.4	61.24	66.1	7.4	61.52	66.3
02/08/2017 12:10	7.7	61.52	65.2	61.1	7.8	61.23	66.2	7.4	61.23	66.1	7.4	61.48	66.3
02/08/2017 12:20	7.7	61.48	65.2	61.1	7.8	61.20	66.2	7.4	61.19	66.1	7.4	61.45	66.3
02/08/2017 12:30	7.7	61.46	65.1	61.0	7.8	61.22	66.2	7.4	61.16	66.1	7.4	61.44	66.2
02/08/2017 12:40	7.7	61.35	65.1	61.0	7.8	61.08	66.2	7.4	61.03	66.0	7.4	61.31	66.2
02/08/2017 12:50	7.7	61.27	65.0	60.9	7.8	60.99	66.1	7.4	60.94	65.9	7.4	61.23	66.1
02/08/2017 13:00	7.7	61.24	65.0	60.8	7.8	60.94	66.0	7.4	60.93	65.9	7.4	61.23	66.1
02/08/2017 13:10	7.7	61.08	64.9	60.7	7.8	60.81	66.0	7.4	60.79	65.8	7.4	61.07	66.1
02/08/2017 13:20	7.7	60.87	64.9	60.6	7.8	60.60	66.0	7.4	60.59	65.8	7.4	60.86	66.0
02/08/2017 13:30	7.7	60.57	64.8	60.3	7.8	60.32	65.8	7.4	60.30	65.7	7.4	60.57	65.8
02/08/2017 13:40	7.7	60.31	64.7	60.0	7.8	60.09	65.7	7.4	60.05	65.5	7.4	60.32	65.7
02/08/2017 13:50	7.7	60.11	64.4	59.9	7.9	59.84	65.5	7.4	59.84	65.4	7.4	60.13	65.6
02/08/2017 14:00	7.7	59.89	64.3	59.7	7.9	59.66	65.4	7.4	59.65	65.2	7.4	59.89	65.4
02/08/2017 14:10	7.7	59.77	64.2	59.5	7.9	59.53	65.2	7.4	59.53	65.1	7.4	59.80	65.2
02/08/2017 14:20	7.7	59.56	63.9	59.4	7.9	59.30	65.0	7.4	59.31	64.9	7.4	59.58	65.1
02/08/2017 14:30	7.7	59.33	63.8	59.1	7.9	59.06	64.9	7.4	59.07	64.7	7.4	59.35	64.9
02/08/2017 14:40	7.7	59.18	63.7	59.0	7.9	58.91	64.7	7.4	58.92	64.6	7.4	59.19	64.8
02/08/2017 14:50	7.7	58.98	63.6	58.8	7.9	58.74	64.6	7.4	58.73	64.4	7.4	58.98	64.6
02/08/2017 15:00	7.7	58.88	63.6	58.7	7.9	58.60	64.5	7.4	58.59	64.3	7.4	58.88	64.5
02/08/2017 15:10	7.7	58.67	63.3	58.5	7.9	58.45	64.3	7.4	58.43	64.2	7.4	58.67	64.4

Date/Time	HW5i F	HW5i T	HW5o	HW5i not used	HW6i F	HW6i T	HW6o	HW7i F	HW7i T	HW7o	HW8i F	HW8i T	HW8o
02/08/2017 15:20	7.7	58.56	63.2	58.3	7.9	58.29	64.1	7.4	58.29	64.0	7.4	58.57	64.2
02/08/2017 15:30	7.7	58.38	63.1	58.1	7.9	58.13	64.0	7.4	58.14	63.9	7.4	58.41	64.1
02/08/2017 15:40	7.7	58.29	62.9	58.0	7.9	58.06	63.9	7.4	58.07	63.7	7.4	58.33	64.0
02/08/2017 15:50	7.7	58.23	62.8	58.0	7.9	58.02	63.8	7.4	58.02	63.6	7.4	58.24	63.8
02/08/2017 16:00	7.7	58.23	62.8	58.0	7.9	57.95	63.7	7.4	57.95	63.5	7.4	58.23	63.8
02/08/2017 16:10	7.7	58.23	62.6	57.9	7.9	57.94	63.6	7.4	57.92	63.5	7.4	58.23	63.7
02/08/2017 16:20	7.7	58.16	62.5	57.9	7.9	57.87	63.5	7.4	57.85	63.4	7.4	58.17	63.7
02/08/2017 16:30	7.7	58.00	62.6	57.8	7.9	57.73	63.5	7.4	57.73	63.4	7.4	58.02	63.5
02/08/2017 16:40	7.7	57.86	62.5	57.6	7.9	57.60	63.4	7.4	57.58	63.3	7.4	57.90	63.5
02/08/2017 16:50	7.7	57.79	62.4	57.5	7.9	57.52	63.3	7.4	57.52	63.2	7.4	57.81	63.4
02/08/2017 17:00	7.7	57.70	62.3	57.5	7.9	57.42	63.3	7.4	57.42	63.1	7.4	57.71	63.4
02/08/2017 17:10	7.7	57.63	62.2	57.4	7.9	57.34	63.2	7.4	57.34	63.0	7.4	57.63	63.2
02/08/2017 17:20	7.7	57.49	62.2	57.3	7.9	57.20	63.1	7.4	57.21	62.9	7.4	57.50	63.2
02/08/2017 17:30	7.7	57.35	62.0	57.1	7.9	57.09	63.0	7.4	57.12	62.8	7.4	57.38	63.1
02/08/2017 17:40	7.7	57.30	61.9	57.0	7.9	57.03	62.9	7.4	57.05	62.7	7.4	57.33	63.0
02/08/2017 17:50	7.7	57.23	61.8	57.0	7.9	56.98	62.8	7.4	56.96	62.7	7.4	57.24	63.0
02/08/2017 18:00	7.7	57.11	61.8	56.9	7.9	56.83	62.8	7.4	56.84	62.6	7.4	57.12	62.8
02/08/2017 18:10	7.7	57.01	61.8	56.8	7.9	56.76	62.7	7.4	56.75	62.5	7.4	57.02	62.7
02/08/2017 18:20	7.7	56.92	61.5	56.7	7.9	56.62	62.6	7.4	56.63	62.3	7.4	56.92	62.7
02/08/2017 18:30	7.7	56.84	61.5	56.7	7.9	56.56	62.5	7.4	56.60	62.4	7.4	56.85	62.6
02/08/2017 18:40	7.7	56.82	61.4	56.6	7.9	56.52	62.4	7.4	56.56	62.2	7.4	56.83	62.5
02/08/2017 18:50	7.7	56.72	61.3	56.5	7.9	56.43	62.3	7.4	56.44	62.1	7.4	56.73	62.4
02/08/2017 19:00	7.7	56.62	61.3	56.4	7.9	56.36	62.3	7.4	56.35	62.1	7.4	56.63	62.4
02/08/2017 19:10	7.7	56.56	61.3	56.3	7.9	56.23	62.2	7.4	56.26	62.0	7.4	56.57	62.3
02/08/2017 19:20	7.7	56.37	61.2	56.2	7.9	56.07	62.2	7.4	56.08	62.0	7.4	56.37	62.2
02/08/2017 19:30	7.7	56.28	61.0	56.1	7.9	56.01	62.0	7.4	56.02	61.9	7.4	56.30	62.1
02/08/2017 19:40	7.7	56.21	60.9	56.0	7.9	55.89	61.9	7.4	55.92	61.8	7.4	56.22	62.0
02/08/2017 19:50	7.7	56.06	60.8	55.9	7.9	55.79	61.9	7.4	55.81	61.7	7.4	56.09	61.9
02/08/2017 20:00	7.7	55.91	60.7	55.7	7.9	55.61	61.8	7.4	55.61	61.6	7.4	55.93	61.9
02/08/2017 20:10	7.7	55.80	60.6	55.6	7.9	55.51	61.7	7.4	55.52	61.5	7.4	55.85	61.8
02/08/2017 20:20	7.7	55.66	60.6	55.5	7.9	55.37	61.5	7.4	55.40	61.4	7.4	55.67	61.6
02/08/2017 20:30	7.7	55.45	60.5	55.4	7.9	55.14	61.5	7.4	55.16	61.3	7.4	55.45	61.6
02/08/2017 20:40	7.7	55.21	60.3	55.1	7.9	54.94	61.3	7.4	54.98	61.1	7.4	55.24	61.4
02/08/2017 20:50	7.7	55.10	60.2	54.9	7.9	54.83	61.1	7.4	54.88	61.0	7.4	55.14	61.2
02/08/2017 21:00	7.7	54.96	60.0	54.8	7.9	54.67	61.1	7.4	54.68	60.9	7.4	54.98	61.0
02/08/2017 21:10	7.7	54.77	59.8	54.6	7.9	54.47	60.9	7.4	54.53	60.8	7.4	54.81	60.9
02/08/2017 21:20	7.7	54.63	59.7	54.5	7.9	54.37	60.8	7.5	54.38	60.7	7.4	54.67	60.8
02/08/2017 21:30	7.7	54.58	59.6	54.4	7.9	54.31	60.7	7.5	54.34	60.5	7.4	54.63	60.7
02/08/2017 21:40	7.7	54.48	59.5	54.3	7.9	54.20	60.6	7.4	54.25	60.5	7.4	54.55	60.6
02/08/2017 21:50	7.7	54.42	59.5	54.2	7.9	54.16	60.4	7.5	54.22	60.3	7.4	54.50	60.6
02/08/2017 22:00	7.7	54.37	59.3	54.2	7.9	54.13	60.4	7.4	54.17	60.3	7.4	54.43	60.5
02/08/2017 22:10	7.7	54.32	59.4	54.2	7.9	54.11	60.3	7.4	54.12	60.2	7.5	54.39	60.4
02/08/2017 22:20	7.7	54.24	59.2	54.1	7.9	54.02	60.3	7.5	54.03	60.2	7.4	54.29	60.3
02/08/2017 22:30	7.7	54.16	59.2	54.0	7.9	53.89	60.2	7.5	53.95	60.1	7.5	54.22	60.2
02/08/2017 22:40	7.7	54.00	59.1	53.9	7.9	53.77	60.1	7.5	53.83	60.0	7.4	54.08	60.2
02/08/2017 22:50	7.7	53.92	59.0	53.7	7.9	53.65	60.0	7.5	53.69	59.9	7.4	53.96	60.1
02/08/2017 23:00	7.7	53.82	59.0	53.7	7.9	53.55	59.9	7.5	53.56	59.8	7.5	53.88	60.0
02/08/2017 23:10	7.7	53.66	58.9	53.5	7.9	53.38	59.8	7.5	53.43	59.7	7.4	53.70	59.9
02/08/2017 23:20	7.8	53.48	58.7	53.3	7.9	53.22	59.7	7.5	53.24	59.6	7.5	53.54	59.8
02/08/2017 23:30	7.7	53.33	58.6	53.2	7.9	53.08	59.6	7.5	53.11	59.5	7.5	53.38	59.7
02/08/2017 23:40	7.7	53.23	58.5	53.1	7.9	52.99	59.5	7.5	53.00	59.4	7.5	53.30	59.5
02/08/2017 23:50	7.8	53.14	58.4	53.0	7.9	52.85	59.3	7.5	52.92	59.3	7.5	53.20	59.4
02/09/2017 00:00	7.7	53.05	58.3	52.9	7.9	52.77	59.3	7.5	52.82	59.2	7.5	53.09	59.3
02/09/2017 00:10	7.7	52.95	58.2	52.8	7.9	52.69	59.2	7.5	52.72	59.0	7.5	53.02	59.2
02/09/2017 00:20	7.7	52.88	58.1	52.7	7.9	52.58	59.1	7.5	52.61	59.0	7.5	52.90	59.1

Date/Time	HW5i F	HW5i T	HW5o	HW5i not used	HW6i F	HW6i T	HW6o	HW7i F	HW7i T	HW7o	HW8i F	HW8i T	HW8o
02/09/2017 00:30	7.7	52.70	58.0	52.6	7.9	52.42	59.0	7.5	52.48	58.9	7.5	52.78	59.1
02/09/2017 00:40	7.7	52.61	57.9	52.4	7.9	52.31	58.8	7.5	52.34	58.8	7.5	52.64	59.0
02/09/2017 00:50	7.8	52.43	57.9	52.3	7.9	52.15	58.8	7.5	52.19	58.7	7.5	52.48	58.8
02/09/2017 01:00	7.8	52.32	57.7	52.2	7.9	52.05	58.7	7.5	52.09	58.5	7.5	52.39	58.7
02/09/2017 01:10	7.8	52.26	57.6	52.1	7.9	51.97	58.5	7.5	52.00	58.5	7.5	52.33	58.6
02/09/2017 01:20	7.8	52.23	57.6	52.0	7.9	51.92	58.5	7.5	51.92	58.4	7.5	52.29	58.5
02/09/2017 01:30	7.8	52.23	57.4	52.0	7.9	51.92	58.3	7.5	51.92	58.3	7.5	52.24	58.5
02/09/2017 01:40	7.8	52.20	57.4	52.0	7.9	51.88	58.3	7.5	51.90	58.2	7.5	52.20	58.4
02/09/2017 01:50	7.8	52.09	57.4	51.9	8.0	51.80	58.2	7.5	51.81	58.2	7.5	52.12	58.3
02/09/2017 02:00	7.8	51.97	57.2	51.9	7.9	51.72	58.2	7.5	51.72	58.1	7.5	52.04	58.3
02/09/2017 02:10	7.8	51.93	57.2	51.8	7.9	51.66	58.1	7.5	51.67	58.1	7.5	51.98	58.2
02/09/2017 02:20	7.8	51.84	57.1	51.7	7.9	51.53	58.1	7.5	51.53	58.0	7.5	51.91	58.2
02/09/2017 02:30	7.8	51.73	57.0	51.6	7.9	51.47	58.0	7.5	51.47	57.9	7.5	51.79	58.1
02/09/2017 02:40	7.8	51.63	57.0	51.5	7.9	51.37	57.9	7.5	51.37	57.9	7.5	51.67	58.0
02/09/2017 02:50	7.8	51.55	57.0	51.4	7.9	51.24	57.9	7.5	51.25	57.8	7.5	51.58	57.9
02/09/2017 03:00	7.8	51.46	56.8	51.3	7.9	51.20	57.8	7.5	51.22	57.7	7.5	51.50	57.8
02/09/2017 03:10	7.8	51.42	56.8	51.3	7.9	51.17	57.7	7.5	51.18	57.6	7.5	51.44	57.8
02/09/2017 03:20	7.8	51.41	56.7	51.3	7.9	51.11	57.6	7.5	51.12	57.5	7.5	51.41	57.7
02/09/2017 03:30	7.8	51.33	56.6	51.2	7.9	51.02	57.6	7.5	51.02	57.5	7.5	51.33	57.7
02/09/2017 03:40	7.8	51.32	56.6	51.1	8.0	51.02	57.5	7.5	51.02	57.4	7.5	51.33	57.6
02/09/2017 03:50	7.8	51.25	56.5	51.1	7.9	50.95	57.5	7.5	50.96	57.4	7.5	51.27	57.5
02/09/2017 04:00	7.8	51.13	56.5	51.0	8.0	50.85	57.4	7.5	50.87	57.3	7.5	51.15	57.5
02/09/2017 04:10	7.8	51.07	56.4	50.9	7.9	50.80	57.4	7.5	50.81	57.3	7.5	51.08	57.5
02/09/2017 04:20	7.8	51.02	56.4	50.9	8.0	50.75	57.3	7.5	50.76	57.2	7.5	51.02	57.5
02/09/2017 04:30	7.8	51.02	56.3	50.9	8.0	50.73	57.3	7.5	50.73	57.1	7.5	51.02	57.4
02/09/2017 04:40	7.8	51.02	56.2	50.8	8.0	50.72	57.2	7.5	50.72	57.1	7.5	51.02	57.3
02/09/2017 04:50	7.8	51.00	56.2	50.8	7.9	50.68	57.2	7.5	50.69	57.0	7.5	51.02	57.2
02/09/2017 05:00	7.8	51.00	56.1	50.8	8.0	50.66	57.2	7.5	50.66	57.0	7.5	51.02	57.2
02/09/2017 05:10	7.8	50.95	56.2	50.8	7.9	50.63	57.1	7.5	50.63	57.0	7.5	50.99	57.2
02/09/2017 05:20	7.8	50.93	56.2	50.8	8.0	50.63	57.1	7.5	50.63	57.0	7.5	50.95	57.2
02/09/2017 05:30	7.8	50.92	56.1	50.8	8.0	50.63	57.0	7.5	50.63	57.0	7.5	50.92	57.1
02/09/2017 05:40	7.8	50.85	56.1	50.7	8.0	50.56	57.1	7.5	50.62	56.9	7.5	50.91	57.2
02/09/2017 05:50	7.8	50.83	56.1	50.7	8.0	50.52	57.0	7.5	50.53	56.9	7.5	50.83	57.1
02/09/2017 06:00	7.8	50.78	56.0	50.7	8.0	50.51	57.0	7.5	50.52	56.9	7.5	50.81	57.1
02/09/2017 06:10	7.8	50.72	55.9	50.5	8.0	50.42	56.9	7.5	50.44	56.8	7.5	50.73	57.0
02/09/2017 06:20	7.8	50.63	55.9	50.5	8.0	50.35	56.9	7.5	50.36	56.7	7.5	50.66	57.0
02/09/2017 06:30	7.8	50.59	55.9	50.5	8.0	50.32	56.8	7.5	50.32	56.7	7.5	50.63	56.9
02/09/2017 06:40	7.8	50.53	55.9	50.4	8.0	50.30	56.8	7.5	50.32	56.7	7.5	50.61	56.9
02/09/2017 06:50	7.8	50.52	55.8	50.4	8.0	50.23	56.7	7.5	50.28	56.6	7.5	50.53	56.9
02/09/2017 07:00	7.8	50.44	55.7	50.4	8.0	50.18	56.7	7.5	50.21	56.6	7.5	50.49	56.8
02/09/2017 07:10	7.8	50.39	55.7	50.3	8.0	50.13	56.7	7.5	50.15	56.6	7.5	50.42	56.7
02/09/2017 07:20	7.8	50.32	55.7	50.3	7.9	50.08	56.6	7.5	50.08	56.6	7.5	50.37	56.7
02/09/2017 07:30	7.8	50.28	55.6	50.1	8.0	49.98	56.6	7.5	49.98	56.4	7.5	50.28	56.7
02/09/2017 07:40	7.8	50.23	55.5	50.1	7.9	49.92	56.5	7.5	49.92	56.4	7.5	50.21	56.6
02/09/2017 07:50	7.8	50.19	55.5	50.0	7.9	49.88	56.4	7.5	49.91	56.4	7.5	50.16	56.5
02/09/2017 08:00	7.8	50.26	55.4	50.0	7.9	49.92	56.4	7.5	49.92	56.2	7.5	50.17	56.5
02/09/2017 08:10	7.8	50.32	55.3	50.0	7.9	49.92	56.4	7.5	49.94	56.2	7.5	50.23	56.4
02/09/2017 08:20	7.8	50.24	55.4	50.0	7.9	49.92	56.3	7.5	49.93	56.2	7.5	50.22	56.4
02/09/2017 08:30	7.8	50.25	55.3	50.0	7.9	49.95	56.4	7.5	49.95	56.2	7.5	50.24	56.4
02/09/2017 08:40	7.8	50.31	55.2	50.1	7.9	49.99	56.4	7.5	50.00	56.2	7.5	50.28	56.4
02/09/2017 08:50	7.8	50.32	55.3	50.1	7.9	50.04	56.4	7.5	50.05	56.2	7.5	50.32	56.4
02/09/2017 09:00	7.8	50.35	55.3	50.1	7.9	50.11	56.4	7.5	50.11	56.2	7.5	50.38	56.4
02/09/2017 09:10	7.8	50.44	55.3	50.2	7.9	50.16	56.4	7.5	50.20	56.2	7.5	50.46	56.4
02/09/2017 09:20	7.8	50.52	55.4	50.3	7.9	50.25	56.4	7.5	50.30	56.3	7.5	50.55	56.5
02/09/2017 09:30	7.8	50.66	55.5	50.4	7.9	50.39	56.5	7.5	50.38	56.3	7.5	50.66	56.5

Date/Time	HW5i F	HW5i T	HW5o	HW5i not used	HW6i F	HW6i T	HW6o	HW7i F	HW7i T	HW7o	HW8i F	HW8i T	HW8o
02/09/2017 09:40	7.8	50.77	55.5	50.4	7.9	50.49	56.5	7.5	50.51	56.4	7.5	50.75	56.6
02/09/2017 09:50	7.8	50.95	55.5	50.6	7.9	50.63	56.6	7.5	50.63	56.4	7.5	50.91	56.6
02/09/2017 10:00	7.8	51.06	55.6	50.8	7.9	50.77	56.7	7.5	50.76	56.5	7.5	51.03	56.7
02/09/2017 10:10	7.8	51.16	55.7	50.9	7.9	50.85	56.7	7.5	50.86	56.6	7.5	51.11	56.7
02/09/2017 10:20	7.8	51.35	55.8	51.0	7.9	51.00	56.8	7.5	50.99	56.6	7.5	51.27	56.9
02/09/2017 10:30	7.8	51.51	55.9	51.1	7.9	51.15	56.9	7.5	51.16	56.7	7.5	51.42	56.9
02/09/2017 10:40	7.8	51.70	56.0	51.3	7.9	51.37	57.0	7.5	51.35	56.8	7.5	51.59	57.0
02/09/2017 10:50	7.8	51.93	56.1	51.5	7.9	51.57	57.1	7.5	51.56	56.9	7.5	51.82	57.1
02/09/2017 11:00	7.8	52.08	56.1	51.6	7.9	51.74	57.2	7.5	51.71	57.0	7.5	51.97	57.3
02/09/2017 11:10	7.8	52.30	56.3	51.8	7.9	51.97	57.3	7.5	51.95	57.2	7.5	52.20	57.4
02/09/2017 11:20	7.8	52.39	56.5	51.9	7.9	52.09	57.5	7.5	52.07	57.3	7.5	52.30	57.4
02/09/2017 11:30	7.8	52.57	56.6	52.1	7.9	52.24	57.6	7.5	52.27	57.4	7.5	52.50	57.6
02/09/2017 11:40	7.8	52.71	56.7	52.2	7.9	52.37	57.7	7.5	52.38	57.5	7.5	52.61	57.7
02/09/2017 11:50	7.8	52.88	56.8	52.4	7.9	52.48	57.8	7.5	52.55	57.6	7.5	52.78	57.8
02/09/2017 12:00	7.8	53.05	56.9	52.6	7.9	52.70	57.9	7.5	52.73	57.7	7.5	52.96	57.9
02/09/2017 12:10	7.8	53.15	57.0	52.7	7.9	52.81	58.0	7.5	52.83	57.8	7.5	53.05	58.0
02/09/2017 12:20	7.8	53.24	57.2	52.8	7.9	52.91	58.1	7.5	52.93	57.9	7.5	53.19	58.2
02/09/2017 12:30	7.8	53.38	57.3	52.9	7.9	53.10	58.2	7.5	53.10	58.1	7.5	53.30	58.2
02/09/2017 12:40	7.8	53.61	57.4	53.1	7.9	53.27	58.3	7.5	53.27	58.2	7.5	53.51	58.3
02/09/2017 12:50	7.8	53.76	57.5	53.3	7.9	53.47	58.4	7.5	53.45	58.2	7.5	53.66	58.5
02/09/2017 13:00	7.8	53.98	57.6	53.3	7.9	53.66	58.6	7.5	53.63	58.4	7.5	53.83	58.5
02/09/2017 13:10	7.7	54.28	57.7	53.6	7.9	53.98	58.7	7.5	53.97	58.5	7.5	54.11	58.7
02/09/2017 13:20	7.8	54.65	57.9	53.9	7.9	54.32	58.9	7.5	54.28	58.7	7.5	54.47	58.9
02/09/2017 13:30	7.7	54.77	58.1	54.1	7.8	54.47	59.1	7.5	54.44	58.9	7.4	54.62	59.0
02/09/2017 13:40	7.8	54.92	58.2	54.3	7.8	54.66	59.2	7.5	54.63	59.0	7.4	54.82	59.2
02/09/2017 13:50	7.7	55.24	58.4	54.6	7.8	54.95	59.4	7.5	54.91	59.2	7.4	55.08	59.3
02/09/2017 14:00	7.7	55.63	58.6	54.9	7.9	55.38	59.6	7.5	55.30	59.3	7.4	55.47	59.6
02/09/2017 14:10	7.7	55.68	58.8	55.0	7.8	55.38	59.8	7.5	55.30	59.5	7.4	55.52	59.7
02/09/2017 14:20	7.7	55.80	58.9	55.1	7.8	55.53	60.0	7.4	55.49	59.7	7.4	55.70	60.0
02/09/2017 14:30	7.7	55.76	59.1	55.2	7.8	55.47	60.1	7.4	55.46	59.8	7.4	55.67	60.1
02/09/2017 14:40	7.7	55.88	59.2	55.4	7.8	55.56	60.2	7.5	55.55	59.9	7.4	55.84	60.2
02/09/2017 14:50	7.7	55.85	59.2	55.5	7.8	55.54	60.3	7.5	55.53	60.0	7.4	55.80	60.3
02/09/2017 15:00	7.7	55.86	59.3	55.5	7.8	55.52	60.4	7.5	55.52	60.1	7.4	55.77	60.4
02/09/2017 15:10	7.7	55.93	59.4	55.5	7.8	55.61	60.4	7.5	55.60	60.2	7.4	55.89	60.5
02/09/2017 15:20	7.7	55.95	59.5	55.6	7.8	55.64	60.5	7.5	55.63	60.2	7.4	55.93	60.5
02/09/2017 15:30	7.7	55.97	59.5	55.5	7.8	55.66	60.6	7.5	55.64	60.3	7.4	55.93	60.5
02/09/2017 15:40	7.7	55.98	59.5	55.6	7.8	55.69	60.6	7.4	55.68	60.4	7.4	55.97	60.6
02/09/2017 15:50	7.7	55.98	59.6	55.6	7.8	55.69	60.7	7.5	55.68	60.4	7.4	55.95	60.6
02/09/2017 16:00	7.8	55.99	59.6	55.6	7.8	55.69	60.7	7.4	55.68	60.4	7.4	55.97	60.7
02/09/2017 16:10	7.7	56.05	59.6	55.7	7.8	55.78	60.7	7.4	55.77	60.5	7.4	56.05	60.7
02/09/2017 16:20	7.7	56.05	59.7	55.7	7.8	55.78	60.8	7.4	55.76	60.5	7.4	56.06	60.8
02/09/2017 16:30	7.7	56.07	59.6	55.7	7.8	55.82	60.8	7.5	55.81	60.5	7.4	56.09	60.8
02/09/2017 16:40	7.7	56.16	59.7	55.8	7.8	55.90	60.8	7.4	55.89	60.5	7.4	56.19	60.8
02/09/2017 16:50	7.7	56.25	59.8	55.8	7.8	56.09	60.8	7.5	56.02	60.6	7.4	56.34	60.9
02/09/2017 17:00	7.7	56.24	59.8	55.9	7.8	56.13	60.9	7.4	56.06	60.7	7.4	56.37	60.9
02/09/2017 17:10	7.7	56.24	59.9	55.9	7.8	56.13	61.0	7.4	56.05	60.7	7.4	56.38	61.0
02/09/2017 17:20	7.7	56.21	59.9	55.9	7.8	56.04	61.0	7.4	55.99	60.7	7.4	56.31	61.0
02/09/2017 17:30	7.7	56.14	59.9	55.9	7.8	55.91	61.0	7.4	55.91	60.8	7.4	56.23	61.0
02/09/2017 17:40	7.7	56.05	59.9	55.8	7.8	55.82	61.0	7.5	55.82	60.8	7.4	56.16	61.0
02/09/2017 17:50	7.7	55.98	59.9	55.8	7.8	55.73	61.0	7.5	55.72	60.7	7.4	56.06	61.0
02/09/2017 18:00	7.7	55.92	59.9	55.7	7.8	55.65	61.0	7.4	55.66	60.7	7.4	55.99	61.0
02/09/2017 18:10	7.7	55.88	59.9	55.6	7.8	55.60	60.9	7.4	55.61	60.7	7.4	55.92	60.9
02/09/2017 18:20	7.8	55.81	59.8	55.6	7.8	55.52	60.9	7.5	55.53	60.7	7.4	55.90	60.9
02/09/2017 18:30	7.7	55.73	59.8	55.5	7.8	55.49	60.8	7.5	55.52	60.6	7.4	55.83	60.8
02/09/2017 18:40	7.8	55.73	59.7	55.5	7.8	55.46	60.8	7.5	55.49	60.5	7.4	55.80	60.8

Date/Time	HW5i F	HW5i T	HW5o	HW5i not used	HW6i F	HW6i T	HW6o	HW7i F	HW7i T	HW7o	HW8i F	HW8i T	HW8o
02/09/2017 18:50	7.7	55.68	59.7	55.5	7.8	55.41	60.7	7.5	55.41	60.5	7.4	55.73	60.8
02/09/2017 19:00	7.7	55.64	59.7	55.4	7.8	55.35	60.7	7.5	55.36	60.5	7.4	55.70	60.7
02/09/2017 19:10	7.7	55.55	59.7	55.3	7.8	55.26	60.7	7.4	55.27	60.5	7.4	55.58	60.7
02/09/2017 19:20	7.7	55.49	59.6	55.3	7.8	55.20	60.6	7.5	55.23	60.4	7.4	55.53	60.7
02/09/2017 19:30	7.7	55.42	59.6	55.2	7.8	55.13	60.6	7.5	55.20	60.4	7.4	55.50	60.6
02/09/2017 19:40	7.7	55.33	59.5	55.1	7.8	55.05	60.6	7.5	55.06	60.3	7.4	55.40	60.6
02/09/2017 19:50	7.8	55.28	59.4	55.1	7.8	55.02	60.5	7.5	55.03	60.3	7.4	55.34	60.5
02/09/2017 20:00	7.8	55.23	59.4	55.0	7.9	55.02	60.5	7.5	55.02	60.3	7.4	55.33	60.5
02/09/2017 20:10	7.8	55.23	59.3	55.0	7.9	55.02	60.4	7.5	55.02	60.2	7.4	55.32	60.4
02/09/2017 20:20	7.8	55.21	59.4	55.0	7.9	54.97	60.5	7.5	54.97	60.2	7.4	55.28	60.5
02/09/2017 20:30	7.8	55.15	59.3	54.9	7.9	54.91	60.4	7.5	54.92	60.1	7.4	55.23	60.4
02/09/2017 20:40	7.8	55.16	59.3	54.9	7.9	54.88	60.4	7.5	54.92	60.1	7.4	55.22	60.4
02/09/2017 20:50	7.8	55.13	59.2	54.9	7.9	54.84	60.3	7.5	54.88	60.1	7.4	55.20	60.4
02/09/2017 21:00	7.8	55.06	59.2	54.8	7.9	54.81	60.3	7.5	54.83	60.1	7.4	55.14	60.4
02/09/2017 21:10	7.8	55.02	59.2	54.8	7.9	54.74	60.3	7.5	54.76	60.1	7.5	55.10	60.3
02/09/2017 21:20	7.8	54.97	59.2	54.8	7.9	54.71	60.3	7.5	54.72	60.0	7.4	55.03	60.2
02/09/2017 21:30	7.8	54.91	59.1	54.7	7.9	54.62	60.2	7.5	54.66	60.0	7.4	54.98	60.2
02/09/2017 21:40	7.8	54.85	59.1	54.6	7.9	54.59	60.2	7.5	54.63	60.0	7.4	54.92	60.2
02/09/2017 21:50	7.8	54.82	59.0	54.6	7.9	54.52	60.1	7.5	54.60	59.9	7.5	54.90	60.2
02/09/2017 22:00	7.8	54.77	59.0	54.5	7.9	54.47	60.1	7.5	54.55	59.9	7.5	54.84	60.1
02/09/2017 22:10	7.8	54.66	59.1	54.5	7.9	54.42	60.1	7.5	54.43	59.8	7.4	54.74	60.0
02/09/2017 22:20	7.8	54.62	58.9	54.4	7.9	54.32	60.0	7.5	54.37	59.7	7.4	54.67	60.0
02/09/2017 22:30	7.8	54.56	58.8	54.3	7.9	54.23	59.9	7.5	54.32	59.7	7.5	54.63	60.0
02/09/2017 22:40	7.8	54.51	58.8	54.3	7.9	54.22	60.0	7.5	54.23	59.7	7.4	54.61	59.9
02/09/2017 22:50	7.8	54.45	58.8	54.3	7.9	54.15	59.8	7.5	54.21	59.6	7.5	54.53	59.9
02/09/2017 23:00	7.8	54.42	58.8	54.2	7.9	54.13	59.8	7.5	54.20	59.6	7.5	54.51	59.8
02/09/2017 23:10	7.8	54.33	58.7	54.2	7.9	54.11	59.7	7.5	54.13	59.5	7.5	54.42	59.8
02/09/2017 23:20	7.8	54.31	58.7	54.1	7.8	54.05	59.7	7.5	54.09	59.5	7.4	54.40	59.7
02/09/2017 23:30	7.8	54.25	58.6	54.1	7.9	54.02	59.7	7.5	54.03	59.4	7.5	54.34	59.7
02/09/2017 23:40	7.8	54.23	58.6	54.0	7.9	53.94	59.6	7.5	53.98	59.4	7.5	54.28	59.6
02/09/2017 23:50	7.7	54.19	58.5	54.0	7.8	53.91	59.6	7.5	53.93	59.4	7.5	54.23	59.6
02/10/2017 00:00	7.8	54.14	58.5	54.0	7.9	53.88	59.6	7.5	53.92	59.4	7.5	54.23	59.6
02/10/2017 00:10	7.8	54.14	58.4	53.9	7.9	53.86	59.5	7.5	53.92	59.3	7.5	54.23	59.6
02/10/2017 00:20	7.8	54.13	58.4	53.9	7.9	53.86	59.5	7.5	53.92	59.3	7.5	54.23	59.5
02/10/2017 00:30	7.7	54.13	58.5	54.0	7.9	53.85	59.5	7.5	53.92	59.3	7.5	54.23	59.5
02/10/2017 00:40	7.8	54.13	58.4	53.9	7.9	53.83	59.4	7.5	53.92	59.3	7.5	54.23	59.5
02/10/2017 00:50	7.8	54.13	58.4	53.9	7.9	53.83	59.4	7.5	53.89	59.3	7.5	54.22	59.5
02/10/2017 01:00	7.8	54.10	58.4	53.9	7.8	53.83	59.4	7.5	53.85	59.3	7.5	54.19	59.4
02/10/2017 01:10	7.8	54.11	58.4	53.9	7.9	53.83	59.4	7.5	53.85	59.3	7.5	54.20	59.4
02/10/2017 01:20	7.8	54.11	58.4	53.9	7.9	53.83	59.4	7.5	53.88	59.2	7.5	54.21	59.4
02/10/2017 01:30	7.8	54.12	58.4	53.9	7.9	53.83	59.4	7.5	53.89	59.2	7.5	54.23	59.4
02/10/2017 01:40	7.8	54.11	58.4	53.9	7.9	53.83	59.4	7.5	53.85	59.2	7.5	54.21	59.4
02/10/2017 01:50	7.7	54.13	58.4	53.9	7.9	53.83	59.4	7.5	53.91	59.2	7.5	54.22	59.4
02/10/2017 02:00	7.8	54.13	58.3	53.9	7.9	53.83	59.4	7.5	53.91	59.2	7.5	54.23	59.4
02/10/2017 02:10	7.8	54.13	58.4	53.9	7.9	53.83	59.4	7.5	53.92	59.2	7.4	54.23	59.4
02/10/2017 02:20	7.8	54.17	58.5	53.9	7.8	53.88	59.3	7.5	53.92	59.2	7.5	54.23	59.4
02/10/2017 02:30	7.8	54.16	58.4	53.9	7.9	53.89	59.4	7.5	53.92	59.2	7.5	54.23	59.4
02/10/2017 02:40	7.8	54.23	58.4	53.9	7.8	53.92	59.4	7.5	53.92	59.3	7.5	54.23	59.4
02/10/2017 02:50	7.8	54.23	58.4	54.0	7.9	53.93	59.5	7.5	54.01	59.3	7.5	54.31	59.4
02/10/2017 03:00	7.8	54.23	58.5	54.0	7.9	54.02	59.4	7.5	54.02	59.2	7.5	54.33	59.5
02/10/2017 03:10	7.7	54.25	58.4	54.1	7.9	54.02	59.5	7.5	54.03	59.2	7.5	54.33	59.5
02/10/2017 03:20	7.7	54.24	58.4	54.0	7.9	54.02	59.5	7.5	54.02	59.3	7.4	54.33	59.5
02/10/2017 03:30	7.7	54.25	58.4	54.0	7.9	54.02	59.5	7.5	54.02	59.3	7.5	54.33	59.4
02/10/2017 03:40	7.7	54.24	58.4	54.0	7.9	54.02	59.5	7.5	54.02	59.3	7.5	54.33	59.5
02/10/2017 03:50	7.7	54.23	58.5	54.0	7.9	53.98	59.4	7.5	54.02	59.3	7.5	54.33	59.4

Date/Time	HW5i F	HW5i T	HW5o	HW5i not used	HW6i F	HW6i T	HW6o	HW7i F	HW7i T	HW7o	HW8i F	HW8i T	HW8o
02/10/2017 04:00	7.7	54.23	58.5	54.0	7.9	53.95	59.5	7.5	54.02	59.3	7.5	54.32	59.5
02/10/2017 04:10	7.7	54.23	58.4	54.0	7.9	53.93	59.4	7.5	54.01	59.3	7.5	54.32	59.5
02/10/2017 04:20	7.7	54.23	58.5	54.0	7.9	53.97	59.5	7.5	54.02	59.3	7.5	54.33	59.5
02/10/2017 04:30	7.7	54.23	58.5	54.1	7.9	54.02	59.5	7.5	54.02	59.3	7.5	54.33	59.5
02/10/2017 04:40	7.7	54.23	58.4	54.0	7.9	54.02	59.4	7.5	54.02	59.3	7.5	54.33	59.5
02/10/2017 04:50	7.7	54.25	58.5	54.0	7.9	54.02	59.5	7.5	54.02	59.3	7.5	54.33	59.4
02/10/2017 05:00	7.7	54.26	58.5	54	7.9	54.02	59.5	7.5	54.03	59.3	7.5	54.33	59.5
02/10/2017 05:10	7.7	54.23	58.5	54	7.9	54.02	59.5	7.5	54.02	59.3	7.5	54.33	59.5
02/10/2017 05:20	7.7	54.25	58.5	54.1	7.9	54.02	59.5	7.5	54.03	59.3	7.5	54.33	59.5
02/10/2017 05:30	7.7	54.26	58.5	54.1	7.9	54.02	59.5	7.5	54.03	59.3	7.5	54.34	59.5
02/10/2017 05:40	7.7	54.31	58.4	54.0	7.9	54.04	59.5	7.5	54.06	59.3	7.5	54.36	59.5
02/10/2017 05:50	7.7	54.33	58.4	54.1	7.9	54.09	59.4	7.5	54.11	59.3	7.5	54.41	59.5
02/10/2017 06:00	7.7	54.33	58.5	54.1	7.9	54.11	59.5	7.5	54.12	59.3	7.5	54.42	59.5
02/10/2017 06:10	7.7	54.40	58.5	54.1	7.9	54.13	59.5	7.5	54.13	59.3	7.5	54.44	59.5
02/10/2017 06:20	7.7	54.42	58.5	54.1	7.9	54.13	59.5	7.5	54.20	59.3	7.5	54.52	59.5
02/10/2017 06:30	7.7	54.43	58.5	54.2	7.9	54.14	59.6	7.5	54.22	59.4	7.5	54.52	59.6
02/10/2017 06:40	7.7	54.52	58.6	54.2	7.9	54.22	59.6	7.5	54.23	59.3	7.4	54.57	59.6
02/10/2017 06:50	7.7	54.55	58.6	54.2	7.9	54.24	59.6	7.5	54.26	59.3	7.5	54.62	59.6
02/10/2017 07:00	7.7	54.63	58.6	54.3	7.9	54.32	59.6	7.5	54.33	59.4	7.4	54.63	59.7
02/10/2017 07:10	7.7	54.66	58.7	54.4	7.8	54.41	59.7	7.5	54.42	59.5	7.5	54.72	59.6
02/10/2017 07:20	7.7	54.74	58.7	54.4	7.9	54.43	59.7	7.5	54.49	59.5	7.4	54.81	59.7
02/10/2017 07:30	7.7	54.86	58.7	54.5	7.9	54.56	59.7	7.5	54.60	59.5	7.5	54.90	59.7
02/10/2017 07:40	7.7	54.96	58.8	54.7	7.8	54.67	59.8	7.5	54.69	59.5	7.4	54.98	59.8
02/10/2017 07:50	7.7	55.15	58.8	54.8	7.9	54.85	59.8	7.5	54.86	59.6	7.4	55.16	59.8
02/10/2017 08:00	7.7	55.35	58.9	54.9	7.9	55.03	59.9	7.4	55.05	59.7	7.4	55.31	60.0
02/10/2017 08:10	7.7	55.55	59.0	55.1	7.8	55.22	60.0	7.5	55.24	59.8	7.4	55.51	60.1
02/10/2017 08:20	7.7	55.81	59.2	55.3	7.8	55.46	60.1	7.5	55.48	59.9	7.4	55.75	60.1
02/10/2017 08:30	7.7	56.12	59.3	55.6	7.8	55.77	60.3	7.4	55.81	60.0	7.4	56.03	60.3
02/10/2017 08:40	7.7	56.38	59.5	55.8	7.8	56.02	60.4	7.4	56.06	60.2	7.4	56.30	60.5
02/10/2017 08:50	7.7	56.66	59.6	56.1	7.8	56.30	60.6	7.4	56.34	60.4	7.4	56.57	60.6
02/10/2017 09:00	7.7	56.92	59.8	56.4	7.8	56.56	60.8	7.4	56.62	60.6	7.4	56.84	60.8
02/10/2017 09:10	7.7	57.26	60.0	56.6	7.8	56.90	61.1	7.4	56.94	60.8	7.4	57.15	61.1
02/10/2017 09:20	7.7	57.70	60.2	57.1	7.8	57.32	61.3	7.4	57.36	61.0	7.4	57.56	61.3
02/10/2017 09:30	7.7	58.13	60.4	57.5	7.8	57.75	61.6	7.4	57.77	61.3	7.4	57.97	61.6
02/10/2017 09:40	7.7	58.56	60.7	57.9	7.8	58.17	61.8	7.4	58.19	61.5	7.4	58.38	61.8
02/10/2017 09:50	7.7	58.90	61.1	58.3	7.8	58.52	62.1	7.4	58.55	61.8	7.4	58.73	62.1
02/10/2017 10:00	7.7	59.38	61.4	58.6	7.8	59.00	62.4	7.4	59.03	62.1	7.4	59.20	62.4
02/10/2017 10:10	7.7	59.88	61.7	59.1	7.8	59.54	62.7	7.4	59.52	62.4	7.4	59.68	62.7
02/10/2017 10:20	7.7	60.54	62.0	59.7	7.8	60.15	63.0	7.4	60.13	62.8	7.4	60.29	63.1
02/10/2017 10:30	7.7	61.15	62.4	60.2	7.8	60.75	63.4	7.4	60.73	63.1	7.4	60.88	63.4
02/10/2017 10:40	7.7	61.77	62.8	60.9	7.8	61.38	63.8	7.4	61.35	63.5	7.4	61.51	63.8
02/10/2017 10:50	7.7	62.33	63.3	61.5	7.8	61.95	64.2	7.4	61.91	63.9	7.4	62.09	64.2
02/10/2017 11:00	7.7	62.90	63.8	62.0	7.8	62.54	64.7	7.4	62.50	64.4	7.4	62.67	64.6
02/10/2017 11:10	7.7	63.46	64.1	62.5	7.8	63.11	65.2	7.4	63.07	64.8	7.4	63.23	65.1
02/10/2017 11:20	7.7	64.07	64.6	63.1	7.8	63.72	65.6	7.4	63.67	65.3	7.4	63.83	65.5
02/10/2017 11:30	7.7	64.67	65.0	63.7	7.8	64.32	66.1	7.4	64.28	65.7	7.4	64.42	66.1
02/10/2017 11:40	7.7	65.28	65.4	64.3	7.8	64.95	66.5	7.4	64.89	66.2	7.4	65.03	66.5
02/10/2017 11:50	7.7	65.85	65.9	65.0	7.8	65.54	67.0	7.4	65.47	66.7	7.4	65.62	66.9
02/10/2017 12:00	7.7	66.40	66.4	65.5	7.8	66.10	67.5	7.4	66.00	67.2	7.4	66.15	67.4
02/10/2017 12:10	7.7	66.85	66.8	65.9	7.8	66.56	68.0	7.4	66.48	67.6	7.4	66.63	67.9
02/10/2017 12:20	7.7	67.41	67.3	66.5	7.9	67.11	68.4	7.4	67.00	68.0	7.4	67.16	68.3
02/10/2017 12:30	7.6	67.94	67.7	67.0	7.9	67.66	68.9	7.4	67.54	68.4	7.4	67.69	68.7
02/10/2017 12:40	7.6	68.45	68.2	67.5	7.9	68.17	69.2	7.4	68.05	68.9	7.4	68.23	69.2
02/10/2017 12:50	7.6	68.92	68.7	68.0	7.9	68.65	69.7	7.4	68.52	69.3	7.4	68.69	69.6
02/10/2017 13:00	7.7	69.42	69.1	68.4	7.9	69.19	70.1	7.4	69.02	69.7	7.4	69.21	69.9

Date/Time	HW5i F	HW5i T	HW5o	HW5i not used	HW6i F	HW6i T	HW6o	HW7i F	HW7i T	HW7o	HW8i F	HW8i T	HW8o
02/10/2017 13:10	7.7	69.90	69.5	69.0	7.8	69.67	70.5	7.4	69.49	70.2	7.4	69.66	70.4
02/10/2017 13:20	7.6	70.28	69.9	69.4	7.8	70.06	70.9	7.4	69.90	70.5	7.4	70.06	70.8
02/10/2017 13:30	7.6	70.69	70.2	69.7	7.8	70.46	71.4	7.4	70.28	71.0	7.4	70.47	71.2
02/10/2017 13:40	7.7	71.04	70.6	70.1	7.8	70.78	71.7	7.4	70.61	71.3	7.4	70.81	71.6
02/10/2017 13:50	7.6	71.38	70.9	70.5	7.8	71.14	72.0	7.4	70.96	71.6	7.4	71.15	71.9
02/10/2017 14:00	7.6	71.75	71.3	70.8	7.8	71.50	72.3	7.4	71.32	72.0	7.4	71.53	72.2
02/10/2017 14:10	7.6	72.01	71.6	71.1	7.8	71.75	72.6	7.4	71.58	72.3	7.4	71.82	72.6
02/10/2017 14:20	7.6	72.34	71.9	71.4	7.8	72.10	73.0	7.4	71.92	72.6	7.4	72.15	72.9
02/10/2017 14:30	7.6	72.69	72.2	71.8	7.8	72.42	73.3	7.4	72.29	72.8	7.4	72.49	73.2
02/10/2017 14:40	7.6	72.96	72.5	72.1	7.8	72.70	73.6	7.4	72.56	73.1	7.4	72.75	73.4
02/10/2017 14:50	7.6	73.27	72.7	72.4	7.8	73.03	73.8	7.4	72.88	73.4	7.4	73.08	73.7
02/10/2017 15:00	7.6	73.57	73.0	72.7	7.8	73.31	74.1	7.4	73.17	73.7	7.4	73.36	74.0
02/10/2017 15:10	3.6	74.13	73.3	73.3	3.6	73.88	74.1	3.5	73.69	74.0	3.3	73.88	74.2
02/10/2017 15:20	7.6	73.73	73.8	73.3	7.7	73.47	74.8	6.9	73.32	74.0	6.4	73.52	74.3
02/10/2017 15:30	8.3	74.15	74.0	73.3	8.9	73.89	75.1	7.5	73.74	74.6	6.9	73.96	74.9
02/10/2017 15:40	8.5	74.36	74.0	73.6	9.2	74.10	75.0	7.7	73.98	74.7	7.0	74.16	75.0
02/10/2017 15:50	8.5	74.55	74.2	73.7	9.2	74.28	75.2	7.7	74.12	74.9	7.1	74.33	75.1
02/10/2017 16:00	8.5	74.73	74.4	73.9	9.2	74.47	75.4	7.7	74.34	75.0	7.1	74.53	75.4
02/10/2017 16:10	8.5	74.87	74.5	74.1	9.2	74.61	75.5	7.7	74.43	75.2	7.0	74.67	75.6
02/10/2017 16:20	8.5	74.97	74.7	74.2	9.2	74.69	75.7	7.7	74.56	75.3	7.0	74.77	75.7
02/10/2017 16:30	8.5	75.08	74.8	74.3	9.2	74.83	75.8	7.8	74.68	75.5	7.0	74.90	75.8
02/10/2017 16:40	8.5	75.21	75.0	74.4	9.2	74.98	75.9	7.8	74.82	75.6	7.0	75.02	76.0
02/10/2017 16:50	8.5	75.31	75.1	74.5	9.2	75.03	76.1	7.8	74.87	75.8	7.0	75.09	76.1
02/10/2017 17:00	6.4	75.39	75.1	74.6	6.9	75.16	75.8	5.8	74.98	75.9	5.3	75.22	76.1
02/10/2017 17:10	0.0	75.27	73.3	74.3	0.0	75.18	72.7	0.0	74.97	74.7	0.0	75.36	75.1
02/10/2017 17:20	0.0	74.75	70.0	73.5	0.0	74.62	70.2	0.0	74.42	72.3	0.0	74.42	73.1
02/10/2017 17:30	0.0	73.91	67.9	72.3	0.0	73.77	68.9	0.0	73.72	70.3	0.0	73.71	71.0
02/10/2017 17:40	0.0	73.10	66.9	71.3	0.0	72.95	68.0	0.0	73.02	68.8	0.0	73.13	69.4
02/10/2017 17:50	0.0	72.25	65.8	70.4	0.0	72.12	67.1	0.0	72.24	67.7	0.0	72.42	68.2
02/10/2017 18:00	0.0	71.34	64.8	69.5	0.0	71.27	66.2	0.0	71.37	66.6	0.0	71.70	66.8
02/10/2017 18:10	0.0	70.54	64.2	68.7	0.0	70.50	65.4	0.0	70.61	65.8	0.0	70.68	65.9
02/10/2017 18:20	0.0	69.88	63.8	68.2	0.0	69.83	64.7	0.0	69.93	65.1	0.0	69.34	65.3
02/10/2017 18:30	0.0	69.30	63.2	67.3	0.0	69.19	64.0	0.0	69.32	64.4	0.0	68.30	64.5
02/10/2017 18:40	0.0	68.72	62.6	66.8	0.0	68.15	63.3	0.0	68.70	63.7	0.0	67.72	64.0
02/10/2017 18:50	0.0	68.23	62.5	66.4	0.0	67.90	63.0	0.0	68.12	63.4	0.0	67.25	63.7
02/10/2017 19:00	0.0	67.81	62.5	66.0	0.0	67.81	63.0	0.0	67.66	63.2	0.0	66.87	63.5
02/10/2017 19:10	0.0	67.39	62.4	65.7	0.0	67.49	62.9	0.0	67.21	63.1	0.0	66.47	63.3
02/10/2017 19:20	0.0	67.07	62.3	65.5	0.0	67.22	62.8	0.0	66.88	63.0	0.0	66.30	63.3
02/10/2017 19:30	0.0	66.80	62.4	65.4	0.0	66.99	62.8	0.0	66.56	63.0	0.0	66.16	63.3
02/10/2017 19:40	0.0	66.52	62.3	65.3	0.0	66.79	62.8	0.0	66.26	62.9	0.0	65.94	63.2
02/10/2017 19:50	0.0	66.22	62.0	65.0	0.0	66.58	62.6	0.0	65.94	62.7	0.0	65.78	62.9
02/10/2017 20:00	0.0	65.94	61.6	64.8	0.0	66.32	62.3	0.0	65.65	62.5	0.0	65.40	62.8
02/10/2017 20:10	0.0	65.67	61.3	64.5	0.0	66.07	62.0	0.0	65.36	62.3	0.0	65.17	62.5
02/10/2017 20:20	0.0	65.38	61.0	64.3	0.0	65.82	61.7	0.0	65.06	61.9	0.0	64.92	62.2
02/10/2017 20:30	0.0	65.10	60.7	64.1	0.0	65.59	61.5	0.0	64.80	61.7	0.0	64.69	61.9
02/10/2017 20:40	0.0	64.86	60.5	64.0	0.0	65.33	61.2	0.0	64.55	61.4	0.0	64.39	61.6
02/10/2017 20:50	0.0	64.62	60.3	63.7	0.0	65.13	60.9	0.0	64.30	61.2	0.0	64.20	61.4
02/10/2017 21:00	0.0	64.38	60.1	63.6	0.0	64.93	60.7	0.0	64.09	61.0	0.0	64.00	61.2
02/10/2017 21:10	0.0	64.14	59.8	63.4	0.0	64.73	60.4	0.0	63.85	60.7	0.0	63.80	61.0
02/10/2017 21:20	0.0	63.92	59.6	63.3	0.0	64.53	60.2	0.0	63.62	60.4	0.0	63.56	60.7
02/10/2017 21:30	0.0	63.70	59.4	63.2	0.0	64.34	60.0	0.0	63.42	60.3	0.0	63.35	60.6
02/10/2017 21:40	0.0	63.55	59.5	63.1	0.0	64.22	60.0	0.0	63.27	60.3	0.0	63.20	60.5
02/10/2017 21:50	0.0	63.36	59.4	63.0	0.0	64.12	60.0	0.0	63.12	60.2	0.0	63.08	60.5
02/10/2017 22:00	0.0	63.20	59.3	62.9	0.0	63.98	59.9	0.0	62.95	60.0	0.0	62.93	60.4
02/10/2017 22:10	0.0	63.04	59.1	62.8	0.0	63.86	59.6	0.0	62.82	59.9	0.0	62.76	60.2

Date/Time	HW5i F	HW5i T	HW5o	HW5i not used	HW6i F	HW6i T	HW6o	HW7i F	HW7i T	HW7o	HW8i F	HW8i T	HW8o
02/10/2017 22:20	0.0	62.86	58.8	62.6	0.0	63.66	59.3	0.0	62.62	59.7	0.0	62.55	59.9
02/10/2017 22:30	0.0	62.65	58.5	62.4	0.0	63.47	59.1	0.0	62.38	59.4	0.0	62.37	59.6
02/10/2017 22:40	0.0	62.47	58.4	62.2	0.0	63.24	58.9	0.0	62.17	59.1	0.0	62.12	59.3
02/10/2017 22:50	0.0	62.27	58.2	62.0	0.0	63.06	58.7	0.0	61.96	58.9	0.0	61.92	59.1
02/10/2017 23:00	0.0	62.08	57.9	61.9	0.0	62.86	58.6	0.0	61.73	58.7	0.0	61.65	59.0
02/10/2017 23:10	0.0	61.88	57.7	61.7	0.0	62.66	58.3	0.0	61.54	58.5	0.0	61.53	58.7
02/10/2017 23:20	0.0	61.66	57.4	61.6	0.0	62.44	58.0	0.0	61.32	58.2	0.0	61.29	58.5
02/10/2017 23:30	0.0	61.45	57.0	61.4	0.0	62.22	57.7	0.0	61.08	57.9	0.0	61.03	58.1
02/10/2017 23:40	0.0	61.21	56.5	61.2	0.0	61.97	57.3	0.0	60.82	57.5	0.0	60.79	57.8
02/10/2017 23:50	0.0	60.91	56.0	61.0	0.0	61.69	56.7	0.0	60.55	57.1	0.0	60.51	57.3
02/11/2017 00:00	0.0	60.65	55.6	60.8	0.0	61.40	56.3	0.0	60.32	56.7	0.0	60.25	57.0
02/11/2017 00:10	0.0	60.42	55.4	60.7	0.0	61.15	56.0	0.0	60.11	56.4	0.0	59.99	56.6
02/11/2017 00:20	0.0	60.14	55.1	60.5	0.0	60.85	55.7	0.0	59.82	56.0	0.0	59.70	56.2
02/11/2017 00:30	0.0	59.92	54.8	60.4	0.0	60.63	55.4	0.0	59.60	55.8	0.0	59.48	55.8
02/11/2017 00:40	0.0	59.70	54.4	60.3	0.0	60.40	55.0	0.0	59.40	55.4	0.0	59.22	55.4
02/11/2017 00:50	0.0	59.44	53.9	60.1	0.0	60.12	54.5	0.0	59.16	54.9	0.0	58.95	55.0
02/11/2017 01:00	0.0	59.22	53.7	60.0	0.0	59.87	54.2	0.0	58.94	54.7	0.0	58.72	54.8
02/11/2017 01:10	0.0	59.04	53.8	59.9	0.0	59.70	54.2	0.0	58.75	54.7	0.0	58.56	54.8
02/11/2017 01:20	0.0	58.95	54.4	59.9	0.0	59.62	54.6	0.0	58.63	54.9	0.0	58.50	55.1
02/11/2017 01:30	0.0	58.90	55.1	59.8	0.0	59.71	55.2	0.0	58.60	55.3	0.0	58.50	55.6
02/11/2017 01:40	0.0	58.90	55.4	59.8	0.0	59.80	55.6	0.0	58.60	55.7	0.0	58.50	55.9
02/11/2017 01:50	0.0	58.83	55.4	59.8	0.0	59.80	55.7	0.0	58.53	55.9	0.0	58.40	56.1
02/11/2017 02:00	0.0	58.79	55.3	59.7	0.0	59.80	55.8	0.0	58.50	55.9	0.0	58.40	56.1
02/11/2017 02:10	0.0	58.70	55.4	59.7	0.0	59.80	55.9	0.0	58.43	56.0	0.0	58.37	56.2
02/11/2017 02:20	0.0	58.63	55.3	59.6	0.0	59.80	55.7	0.0	58.38	55.9	0.0	58.28	56.1
02/11/2017 02:30	0.0	58.59	55.1	59.5	0.0	59.77	55.7	0.0	58.26	55.8	0.0	58.20	56.0
02/11/2017 02:40	0.0	58.51	55.1	59.5	0.0	59.70	55.7	0.0	58.20	55.8	0.0	58.20	56.0
02/11/2017 02:50	0.0	58.47	55.2	59.5	0.0	59.69	55.6	0.0	58.12	55.7	0.0	58.15	56.1
02/11/2017 03:00	0.0	58.40	55.2	59.4	0.0	59.60	55.6	0.0	58.06	55.8	0.0	58.08	56.0
02/11/2017 03:10	0.0	58.38	55.2	59.3	0.0	59.58	55.7	0.0	58.00	55.7	0.0	57.99	56.0
02/11/2017 03:20	0.0	58.30	55.2	59.2	0.0	59.50	55.7	0.0	57.95	55.7	0.0	58.00	56.1
02/11/2017 03:30	0.0	58.28	55.2	59.2	0.0	59.50	55.7	0.0	57.90	55.7	0.0	57.99	56.1
02/11/2017 03:40	0.0	58.20	55.2	59.1	0.0	59.50	55.8	0.0	57.87	55.7	0.0	57.90	56.1
02/11/2017 03:50	0.0	58.20	55.2	59.1	0.0	59.49	55.8	0.0	57.80	55.7	0.0	57.90	56.0
02/11/2017 04:00	0.0	58.17	55.1	59.0	0.0	59.40	55.7	0.0	57.80	55.7	0.0	57.88	55.9
02/11/2017 04:10	0.0	58.05	54.9	59.0	0.0	59.32	55.5	0.0	57.73	55.5	0.0	57.79	55.8
02/11/2017 04:20	0.0	57.94	54.5	58.8	0.0	59.14	55.2	0.0	57.63	55.2	0.0	57.67	55.4
02/11/2017 04:30	0.0	57.78	54.1	58.7	0.0	58.92	54.7	0.0	57.46	54.9	0.0	57.52	55.1
02/11/2017 04:40	0.0	57.61	53.6	58.5	0.0	58.64	54.3	0.0	57.29	54.5	0.0	57.28	54.6
02/11/2017 04:50	0.0	57.44	53.4	58.3	0.0	58.42	54.1	0.0	57.16	54.3	0.0	57.10	54.4
02/11/2017 05:00	0.0	57.25	53.2	58.2	0.0	58.16	53.9	0.0	56.97	54.1	0.0	56.91	54.1
02/11/2017 05:10	0.0	57.01	52.7	58.0	0.0	57.85	53.5	0.0	56.73	53.6	0.0	56.67	53.7
02/11/2017 05:20	0.0	56.68	51.9	57.7	0.0	57.42	52.8	0.0	56.41	53.0	0.0	56.33	53.0
02/11/2017 05:30	0.0	56.31	51.2	57.4	0.0	56.94	52.1	0.0	56.02	52.5	0.0	55.96	52.5
02/11/2017 05:40	0.0	56.02	51.0	57.3	0.0	56.62	51.9	0.0	55.75	52.2	0.0	55.68	52.2
02/11/2017 05:50	0.0	55.81	51.2	57.2	0.0	56.39	51.9	0.0	55.53	52.1	0.0	55.46	52.0
02/11/2017 06:00	0.0	55.60	51.2	57.1	0.0	56.21	51.8	0.0	55.31	51.9	0.0	55.26	52.0
02/11/2017 06:10	0.0	55.41	51.1	57.0	0.0	56.07	51.7	0.0	55.13	51.7	0.0	55.09	51.8
02/11/2017 06:20	0.0	55.24	51.1	56.9	0.0	55.99	51.7	0.0	54.95	51.7	0.0	54.94	51.8
02/11/2017 06:30	0.0	55.12	51.2	56.8	0.0	55.90	51.7	0.0	54.81	51.8	0.0	54.83	51.8
02/11/2017 06:40	0.0	54.97	51.2	56.6	0.0	55.80	51.7	0.0	54.66	51.7	0.0	54.67	51.8
02/11/2017 06:50	0.0	54.89	51.2	56.6	0.0	55.80	51.7	0.0	54.59	51.7	0.0	54.60	51.8
02/11/2017 07:00	0.0	54.80	51.2	56.6	0.0	55.80	51.7	0.0	54.51	51.7	0.0	54.52	51.8
02/11/2017 07:10	0.0	54.73	51.2	56.6	0.0	55.80	51.7	0.0	54.42	51.6	0.0	54.48	51.8
02/11/2017 07:20	0.0	54.70	51.1	56.7	0.0	55.88	51.7	0.0	54.40	51.6	0.0	54.40	51.7

Date/Time	HW5i F	HW5i T	HW5o	HW5i not used	HW6i F	HW6i T	HW6o	HW7i F	HW7i T	HW7o	HW8i F	HW8i T	HW8o
02/11/2017 07:30	0.0	54.86	51.2	57.0	0.0	56.18	51.8	0.0	54.49	51.7	0.0	54.53	51.8
02/11/2017 07:40	0.0	55.27	51.6	57.4	0.0	56.85	52.0	0.0	54.68	51.9	0.0	54.83	52.0
02/11/2017 07:50	0.0	55.76	52.0	57.8	0.0	57.65	52.4	0.0	54.96	52.3	0.0	55.20	52.3
02/11/2017 08:00	0.0	56.20	52.4	58.3	0.0	58.38	52.7	0.0	55.32	52.7	0.0	55.59	52.6
02/11/2017 08:10	0.0	57.55	53.1	58.9	0.0	59.33	53.4	0.0	56.32	53.3	0.0	56.29	53.1
02/11/2017 08:20	0.0	60.05	54.3	60.0	0.0	61.08	54.7	0.0	58.47	54.3	0.0	57.84	54.1
02/11/2017 08:30	0.0	61.16	55.6	60.9	0.0	62.82	56.0	0.0	60.19	55.5	0.0	59.30	55.3
02/11/2017 08:40	0.0	61.40	56.5	61.4	0.0	63.72	57.0	0.0	60.56	56.5	0.0	60.01	56.2
02/11/2017 08:50	0.0	61.37	57.1	61.6	0.0	63.90	57.7	0.0	60.60	57.3	0.0	60.43	57.0
02/11/2017 09:00	0.0	61.31	57.4	61.7	0.0	63.90	58.1	0.0	60.60	57.8	0.0	60.66	57.6
02/11/2017 09:10	0.1	61.90	58.0	61.8	0.0	63.05	58.4	0.1	61.09	58.4	0.1	61.12	58.7
02/11/2017 09:20	0.0	63.13	62.7	60.4	0.0	62.95	60.5	0.0	62.21	58.9	0.0	62.18	59.4
02/11/2017 09:30	0.0	64.26	62.0	60.7	0.0	63.63	60.9	0.0	63.16	59.1	0.0	63.05	59.2
02/11/2017 09:40	0.0	65.71	60.8	61.4	0.0	64.56	60.9	0.0	64.40	59.8	0.0	64.17	59.7
02/11/2017 09:50	0.0	66.94	60.6	62.0	0.0	65.44	61.1	0.0	65.50	60.5	0.0	65.17	60.2
02/11/2017 10:00	0.0	67.94	60.9	62.7	0.0	66.31	61.5	0.0	66.54	61.2	0.0	66.15	60.9
02/11/2017 10:10	0.0	69.39	61.8	63.8	0.0	67.55	62.4	0.0	67.97	62.1	0.0	67.50	61.9
02/11/2017 10:20	0.0	71.22	63.2	65.5	0.0	69.14	63.7	0.0	69.81	63.2	0.0	69.20	63.2
02/11/2017 10:30	0.0	73.09	64.6	66.9	0.0	70.81	65.2	0.0	71.76	64.3	0.0	70.95	64.4
02/11/2017 10:40	0.0	74.79	65.6	68.2	0.0	72.24	66.4	0.0	73.40	65.7	0.0	72.48	65.4
02/11/2017 10:50	0.0	76.31	66.7	69.6	0.0	73.76	67.7	0.0	74.89	67.2	0.0	73.97	66.4
02/11/2017 11:00	0.0	77.49	67.7	70.5	0.0	75.17	68.6	0.0	76.14	68.5	0.0	75.34	67.5
02/11/2017 11:10	0.0	77.59	67.8	70.3	0.0	75.68	68.7	0.0	76.44	68.9	0.0	75.81	67.9
02/11/2017 11:20	0.0	77.37	67.8	70.2	0.0	75.70	68.8	0.0	76.32	69.2	0.0	75.97	68.3
02/11/2017 11:30	0.0	77.22	67.8	70.1	0.0	75.71	69.0	0.0	76.20	69.4	0.0	76.01	68.7
02/11/2017 11:40	0.0	77.14	67.9	70.1	0.0	75.88	69.1	0.0	76.20	69.5	0.0	76.17	69.0
02/11/2017 11:50	0.0	77.23	68.7	70.8	0.0	76.38	69.8	0.0	76.59	70.1	0.0	76.61	69.5
02/11/2017 12:00	0.0	77.90	70.0	72.0	0.0	77.45	70.8	0.0	77.55	71.2	0.0	77.66	70.4
02/11/2017 12:10	0.0	78.89	71.2	73.0	0.0	78.61	71.9	0.0	78.61	72.1	0.0	78.89	71.4
02/11/2017 12:20	0.0	79.64	72.3	73.8	0.0	79.64	72.6	0.0	79.52	73.0	0.0	79.92	72.3
02/11/2017 12:30	0.0	80.19	73.2	74.5	0.0	80.65	73.4	0.0	80.43	74.0	0.0	80.97	73.0
02/11/2017 12:40	0.0	80.83	74.1	75.3	0.0	81.63	74.3	0.0	81.22	75.0	0.0	81.99	74.0
02/11/2017 12:50	0.0	82.07	75.4	76.8	0.0	83.10	76.0	0.0	82.39	76.5	0.0	83.42	75.4
02/11/2017 13:00	0.0	83.29	76.7	77.9	0.0	84.55	77.1	0.0	83.66	77.6	0.0	84.85	76.5
02/11/2017 13:10	0.0	83.53	76.9	77.5	0.0	84.96	77.2	0.0	84.00	77.7	0.0	85.16	76.5
02/11/2017 13:20	0.0	83.69	77.8	78.4	0.0	85.36	77.5	0.0	84.30	78.6	0.0	85.39	77.3
02/11/2017 13:30	0.0	81.22	78.2	77.1	0.0	81.78	75.7	0.0	81.11	77.7	0.0	84.68	78.6
02/11/2017 13:40	0.0	78.26	72.2	76.3	0.0	81.29	73.2	0.0	80.76	74.9	0.0	83.12	76.5
02/11/2017 13:50	0.0	79.40	71.5	75.2	0.0	80.72	69.9	0.0	80.19	74.3	0.0	81.95	74.9
02/11/2017 14:00	0.0	78.40	70.6	74.2	0.0	79.32	70.4	0.0	79.38	72.8	0.0	80.92	73.6
02/11/2017 14:10	0.0	78.56	70.0	73.9	0.0	79.20	69.4	0.2	78.74	71.7	1.3	78.54	73.5
02/11/2017 14:20	2.8	74.16	73.9	73.4	6.0	70.77	74.0	7.1	69.05	85.9	7.3	69.19	83.1
02/11/2017 14:30	8.7	70.80	83.5	69.7	8.9	70.53	90.6	8.7	70.36	88.7	8.5	70.54	87.9
02/11/2017 14:40	8.3	72.46	85.2	71.3	8.1	72.18	84.8	8.1	72.02	83.0	7.9	72.22	82.9
02/11/2017 14:50	8.1	73.47	81.3	72.4	8.0	73.19	81.9	7.9	73.05	80.3	7.8	73.24	80.6
02/11/2017 15:00	8.3	74.22	79.7	73.2	8.1	73.94	80.7	7.9	73.79	79.6	7.9	73.98	79.9
02/11/2017 15:10	8.3	74.81	79.0	73.8	8.1	74.52	80.3	7.9	74.38	79.3	7.9	74.56	79.6
02/11/2017 15:20	8.3	75.29	78.8	74.3	8.1	75.00	80.1	7.9	74.87	79.2	7.9	75.05	79.5
02/11/2017 15:30	8.3	75.70	78.7	74.8	8.1	75.41	80.0	7.9	75.27	79.2	7.9	75.48	79.6
02/11/2017 15:40	8.3	76.08	78.8	75.1	8.1	75.79	80.1	7.9	75.65	79.4	7.9	75.84	79.7
02/11/2017 15:50	8.3	76.33	78.9	75.5	8.1	76.06	80.2	7.9	75.91	79.4	7.9	76.13	79.8
02/11/2017 16:00	8.3	76.60	78.9	75.7	8.1	76.32	80.3	7.9	76.18	79.6	7.9	76.38	79.8
02/11/2017 16:10	8.3	76.81	79.0	75.9	8.1	76.52	80.3	7.9	76.38	79.6	7.9	76.58	80.0
02/11/2017 16:20	8.3	77.03	79.1	76.2	8.1	76.75	80.4	7.9	76.59	79.7	7.9	76.80	80.1
02/11/2017 16:30	8.3	77.27	79.2	76.4	8.1	77.03	80.5	7.9	76.85	79.8	7.9	77.04	80.1

Date/Time	HW5i F	HW5i T	HW5o	HW5i not used	HW6i F	HW6i T	HW6o	HW7i F	HW7i T	HW7o	HW8i F	HW8i T	HW8o
02/11/2017 16:40	8.3	77.53	79.3	76.6	8.1	77.28	80.6	7.9	77.11	79.9	7.9	77.30	80.3
02/11/2017 16:50	8.3	77.66	79.4	76.8	8.1	77.42	80.6	7.9	77.24	80.0	7.9	77.45	80.4
02/11/2017 17:00	8.3	77.81	79.5	76.9	8.1	77.53	80.8	7.8	77.37	80.2	7.9	77.57	80.5
02/11/2017 17:10	8.3	77.88	79.5	77.0	8.1	77.63	80.9	7.8	77.48	80.2	7.9	77.67	80.6
02/11/2017 17:20	8.3	78.00	79.6	77.2	8.1	77.72	80.9	7.8	77.59	80.3	7.9	77.78	80.6
02/11/2017 17:30	8.3	78.02	79.7	77.2	8.1	77.72	80.9	7.9	77.61	80.4	7.9	77.80	80.7
02/11/2017 17:40	8.3	78.02	79.7	77.2	8.1	77.74	81.0	7.8	77.63	80.4	7.9	77.83	80.7
02/11/2017 17:50	8.3	78.03	79.7	77.2	8.1	77.78	81.0	7.8	77.63	80.4	7.9	77.83	80.7
02/11/2017 18:00	8.3	78.05	79.7	77.2	8.1	77.81	80.9	7.9	77.63	80.4	7.9	77.83	80.7
02/11/2017 18:10	8.3	78.02	79.7	77.2	8.1	77.74	81.0	7.9	77.61	80.4	7.9	77.80	80.7
02/11/2017 18:20	8.3	77.94	79.6	77.1	8.1	77.66	80.9	7.9	77.51	80.4	7.9	77.70	80.7
02/11/2017 18:30	8.3	77.89	79.6	77.1	8.1	77.62	80.9	7.9	77.47	80.3	7.9	77.66	80.7
02/11/2017 18:40	8.3	77.81	79.6	77.0	8.1	77.52	80.9	7.9	77.35	80.3	7.9	77.55	80.6
02/11/2017 18:50	8.3	77.75	79.5	76.9	8.1	77.46	80.7	7.9	77.28	80.2	7.9	77.52	80.5
02/11/2017 19:00	8.3	77.62	79.4	76.9	8.1	77.37	80.7	7.9	77.21	80.2	7.9	77.41	80.5
02/11/2017 19:10	9.0	77.44	79.4	76.7	0.9	77.14	80.3	8.4	77.00	80.1	8.3	77.21	80.3
02/11/2017 19:20	9.4	77.16	79.2	76.5	0.0	76.40	78.6	8.6	76.73	79.9	8.5	76.95	80.2
02/11/2017 19:30	9.4	76.91	78.9	76.2	0.0	75.33	76.7	8.7	76.50	79.7	8.5	76.73	80.0
02/11/2017 19:40	8.4	76.69	78.7	76.0	0.0	74.14	75.4	8.2	76.27	79.5	8.0	76.50	79.8
02/11/2017 19:50	8.0	76.35	78.6	75.7	0.0	72.95	74.7	8.2	75.94	79.3	8.0	76.18	79.7
02/11/2017 20:00	8.0	76.11	78.5	75.4	0.0	71.91	74.2	8.2	75.69	79.2	8.0	75.89	79.5
02/11/2017 20:10	8.0	75.85	78.4	75.2	0.0	70.97	73.7	8.2	75.45	79.0	8.0	75.66	79.3
02/11/2017 20:20	8.0	75.67	78.2	75.0	0.0	70.05	73.1	8.2	75.24	78.7	7.9	75.49	79.1
02/11/2017 20:30	8.0	75.41	78.0	74.7	0.0	69.15	72.6	8.1	74.99	78.6	7.9	75.22	79.0
02/11/2017 20:40	8.0	75.11	77.8	74.5	0.0	68.34	72.3	8.1	74.72	78.4	7.9	74.94	78.7
02/11/2017 20:50	8.0	74.90	77.6	74.3	0.0	67.63	71.8	8.1	74.48	78.2	7.9	74.72	78.5
02/11/2017 21:00	8.0	74.63	77.4	74.0	0.0	66.90	71.3	8.1	74.22	78.0	7.9	74.44	78.3
02/11/2017 21:10	8.0	74.37	77.2	73.8	0.0	66.16	71.0	8.1	73.97	77.8	7.9	74.21	78.1
02/11/2017 21:20	8.0	74.11	77.0	73.5	0.0	65.47	70.8	8.1	73.70	77.5	7.9	73.92	77.9
02/11/2017 21:30	8.0	73.94	76.8	73.2	0.0	64.91	70.5	8.1	73.53	77.4	7.9	73.74	77.7
02/11/2017 21:40	7.9	73.79	76.6	73.1	0.0	64.46	70.2	8.1	73.38	77.2	7.9	73.62	77.5
02/11/2017 21:50	7.8	73.60	76.4	73.0	0.0	64.03	70.0	8.1	73.20	77.0	7.9	73.42	77.4
02/11/2017 22:00	7.8	73.32	76.3	72.7	0.0	63.58	69.7	8.1	72.91	76.8	7.9	73.14	77.2
02/11/2017 22:10	7.8	73.12	76.2	72.5	0.0	63.10	69.3	8.1	72.71	76.6	7.9	72.97	77.0
02/11/2017 22:20	7.8	72.95	76.0	72.4	0.0	62.64	69.0	8.1	72.55	76.4	7.9	72.78	76.8
02/11/2017 22:30	7.7	72.71	75.8	72.1	0.0	62.20	68.7	7.6	72.30	76.3	7.9	72.57	76.6
02/11/2017 22:40	7.7	72.52	75.7	71.8	0.0	61.79	68.5	7.6	72.11	76.2	7.9	72.33	76.4
02/11/2017 22:50	7.7	72.23	75.4	71.6	0.0	61.42	68.2	7.5	71.83	76.0	7.9	72.07	76.3
02/11/2017 23:00	7.7	71.99	75.2	71.4	0.0	61.03	67.7	7.5	71.58	75.8	7.9	71.86	76.1
02/11/2017 23:10	7.7	71.82	75.1	71.2	0.0	60.63	67.4	7.5	71.40	75.7	7.9	71.65	75.9
02/11/2017 23:20	7.7	71.67	74.9	71.1	0.0	60.30	66.9	7.5	71.25	75.6	7.9	71.52	75.7
02/11/2017 23:30	7.7	71.47	74.7	70.9	0.0	59.96	66.7	7.5	71.06	75.4	7.9	71.28	75.5
02/11/2017 23:40	7.7	71.28	74.7	70.7	0.0	59.66	66.7	7.5	70.85	75.3	7.9	71.10	75.4
02/11/2017 23:50	7.7	70.99	74.5	70.4	0.0	59.40	66.6	7.5	70.57	75.1	7.9	70.81	75.2
02/12/2017 00:00	7.7	70.79	74.2	70.2	0.0	59.08	66.5	7.5	70.39	74.9	7.9	70.59	75.0
02/12/2017 00:10	7.6	70.61	74.0	70.1	0.0	58.78	66.2	7.5	70.20	74.7	7.9	70.47	74.8
02/12/2017 00:20	7.6	70.52	73.8	69.9	0.0	58.54	65.9	7.5	70.12	74.6	7.9	70.38	74.6
02/12/2017 00:30	7.6	70.31	73.8	69.7	0.0	58.33	65.7	7.5	69.94	74.4	7.9	70.14	74.5
02/12/2017 00:40	7.6	70.16	73.6	69.6	0.0	58.05	65.4	7.5	69.79	74.3	7.9	70.03	74.3
02/12/2017 00:50	7.6	69.95	73.4	69.4	0.0	57.78	65.2	7.4	69.57	74.1	7.9	69.81	74.2
02/12/2017 01:00	7.6	69.77	73.3	69.2	0.0	57.55	64.9	7.4	69.39	74.0	7.9	69.63	74.1
02/12/2017 01:10	7.6	69.54	73.2	69.0	0.0	57.32	64.7	7.4	69.19	73.8	7.9	69.41	73.9
02/12/2017 01:20	7.6	69.36	73.0	68.8	0.0	57.08	64.5	7.4	68.97	73.7	7.9	69.21	73.8
02/12/2017 01:30	7.6	69.15	72.8	68.6	0.0	56.83	64.3	7.4	68.77	73.5	7.9	69.00	73.6
02/12/2017 01:40	7.6	68.97	72.7	68.5	0.0	56.58	64.2	7.4	68.60	73.3	7.9	68.82	73.4

Date/Time	HW5i F	HW5i T	HW5o	HW5i not used	HW6i F	HW6i T	HW6o	HW7i F	HW7i T	HW7o	HW8i F	HW8i T	HW8o
02/12/2017 01:50	7.6	68.79	72.5	68.2	0.0	56.30	64.1	7.4	68.42	73.2	7.9	68.63	73.2
02/12/2017 02:00	7.6	68.58	72.3	68.1	0.0	56.00	63.9	7.4	68.21	73.0	7.9	68.44	73.0
02/12/2017 02:10	7.6	68.42	72.1	67.9	0.0	55.74	64.0	7.4	68.04	72.9	7.9	68.27	72.9
02/12/2017 02:20	7.6	68.24	72.0	67.7	0.0	55.52	63.7	7.4	67.84	72.7	7.9	68.11	72.7
02/12/2017 02:30	7.6	68.06	71.9	67.5	0.0	55.34	63.4	7.4	67.68	72.6	7.9	67.92	72.6
02/12/2017 02:40	7.6	67.84	71.7	67.4	0.0	55.16	63.1	7.4	67.47	72.4	7.9	67.72	72.4
02/12/2017 02:50	7.6	67.67	71.5	67.1	0.0	55.02	62.9	7.4	67.31	72.2	7.7	67.53	72.3
02/12/2017 03:00	7.6	67.47	71.4	67.0	0.0	54.84	62.7	7.4	67.08	72.1	7.7	67.34	72.1
02/12/2017 03:10	7.6	67.32	71.2	66.8	0.0	54.68	62.6	7.4	66.95	71.9	7.7	67.19	72.0
02/12/2017 03:20	7.6	67.17	71.1	66.7	0.0	54.54	62.5	7.4	66.80	71.8	7.7	67.04	71.8
02/12/2017 03:30	7.6	67.00	70.9	66.5	0.0	54.42	62.4	7.4	66.65	71.6	7.7	66.88	71.7
02/12/2017 03:40	7.6	66.84	70.8	66.3	0.0	54.35	62.4	7.4	66.47	71.5	7.7	66.71	71.6
02/12/2017 03:50	7.6	66.65	70.6	66.1	0.0	54.18	62.1	7.4	66.30	71.3	7.7	66.54	71.4
02/12/2017 04:00	7.6	66.42	70.4	66.0	0.0	54.05	61.8	7.4	66.08	71.2	7.7	66.32	71.2
02/12/2017 04:10	7.6	66.21	70.3	65.8	0.0	53.89	61.5	7.4	65.86	71.0	7.7	66.10	71.0
02/12/2017 04:20	7.6	66.03	70.1	65.5	0.0	53.73	61.3	7.4	65.69	70.8	7.7	65.92	70.9
02/12/2017 04:30	7.6	65.88	70.0	65.4	0.0	53.56	61.2	7.4	65.53	70.7	7.7	65.77	70.8
02/12/2017 04:40	7.6	65.73	69.8	65.2	0.0	53.45	61.3	7.4	65.40	70.5	7.7	65.64	70.6
02/12/2017 04:50	7.6	65.58	69.7	65.1	0.0	53.27	61.2	7.4	65.23	70.3	7.7	65.45	70.5
02/12/2017 05:00	7.6	65.34	69.5	64.9	0.0	53.14	60.9	7.4	65.00	70.2	7.7	65.25	70.3
02/12/2017 05:10	7.6	65.05	69.4	64.6	0.0	52.92	60.4	7.4	64.71	70.0	7.7	64.96	70.2
02/12/2017 05:20	7.6	64.76	69.2	64.3	0.0	52.63	59.9	7.4	64.42	69.8	7.7	64.67	69.9
02/12/2017 05:30	7.6	64.51	69.0	64.1	0.0	52.27	59.7	7.4	64.17	69.7	7.7	64.42	69.7
02/12/2017 05:40	7.6	64.23	68.8	63.8	0.0	51.93	59.6	7.4	63.90	69.5	7.7	64.15	69.5
02/12/2017 05:50	7.6	63.99	68.5	63.5	0.0	51.54	59.4	7.4	63.64	69.3	7.7	63.92	69.3
02/12/2017 06:00	7.6	63.72	68.3	63.2	0.0	51.17	59.2	7.4	63.40	69.0	7.7	63.64	69.1
02/12/2017 06:10	7.6	63.43	68.0	63.0	0.0	50.73	58.9	7.4	63.11	68.8	7.7	63.35	68.9
02/12/2017 06:20	7.6	63.15	67.8	62.7	0.0	50.26	58.6	7.4	62.84	68.6	7.7	63.08	68.7
02/12/2017 06:30	7.6	62.87	67.7	62.5	0.0	49.78	58.5	7.4	62.54	68.4	7.7	62.80	68.5
02/12/2017 06:40	7.6	62.50	67.4	62.1	0.0	49.25	58.1	7.4	62.18	68.2	7.7	62.44	68.2
02/12/2017 06:50	7.6	62.16	67.1	61.8	0.0	48.68	57.7	7.4	61.83	67.9	7.7	62.11	68.0
02/12/2017 07:00	7.6	61.88	66.8	61.5	0.0	48.16	57.4	7.4	61.53	67.6	7.7	61.82	67.7
02/12/2017 07:10	7.6	61.63	66.6	61.2	0.0	47.72	57.4	7.4	61.29	67.4	7.7	61.55	67.5
02/12/2017 07:20	7.6	61.37	66.4	61.0	0.0	47.30	57.4	7.4	61.01	67.2	7.7	61.30	67.2
02/12/2017 07:30	7.6	61.17	66.1	60.8	0.0	46.98	57.6	7.4	60.81	66.9	7.7	61.04	67.0
02/12/2017 07:40	7.6	61.09	66.0	60.6	0.0	46.93	57.7	7.4	60.63	66.7	7.7	60.89	66.8
02/12/2017 07:50	7.6	60.98	65.8	60.4	0.0	47.24	58.0	7.4	60.52	66.6	7.7	60.76	66.6
02/12/2017 08:00	7.6	60.92	65.6	60.3	0.0	47.67	58.1	7.4	60.44	66.5	7.7	60.64	66.4
02/12/2017 08:10	7.6	60.75	65.5	60.2	0.0	48.02	58.3	7.4	60.31	66.2	7.7	60.53	66.3
02/12/2017 08:20	7.6	60.64	65.3	60.1	0.0	48.15	58.5	7.4	60.23	66.1	7.7	60.45	66.1
02/12/2017 08:30	7.8	60.69	65.2	60.1	0.0	48.44	58.8	7.8	60.23	66.0	7.9	60.45	66.0
02/12/2017 08:40	8.0	60.63	65.1	60.1	0.0	48.89	59.0	8.0	60.23	65.8	8.0	60.48	65.8
02/12/2017 08:50	8.0	60.60	64.9	60.1	0.0	49.07	59.2	8.0	60.23	65.6	8.0	60.45	65.8
02/12/2017 09:00	8.0	60.57	64.8	60.1	0.0	49.18	59.2	8.0	60.23	65.5	8.0	60.42	65.8
02/12/2017 09:10	8.0	60.55	64.7	60.1	0.0	49.43	59.2	8.0	60.23	65.5	8.0	60.42	65.6
02/12/2017 09:20	8.0	60.55	64.8	60.0	0.0	49.62	59.3	8.0	60.22	65.4	8.0	60.42	65.6
02/12/2017 09:30	8.0	60.56	64.7	60.0	0.0	49.79	59.4	8.0	60.23	65.3	8.0	60.42	65.5
02/12/2017 09:40	8.0	60.63	64.7	60.0	0.0	50.00	59.5	8.0	60.25	65.3	8.0	60.48	65.5
02/12/2017 09:50	8.0	60.74	64.7	60.1	0.0	50.28	59.6	8.0	60.34	65.3	8.0	60.53	65.5
02/12/2017 10:00	8.0	60.92	64.6	60.2	0.0	51.13	59.9	8.0	60.49	65.3	8.0	60.66	65.5
02/12/2017 10:10	8.0	61.08	64.6	60.3	0.0	52.23	60.1	8.0	60.64	65.3	8.0	60.82	65.6
02/12/2017 10:20	8.0	61.28	64.7	60.5	0.0	53.38	60.6	8.0	60.82	65.4	8.0	60.96	65.6
02/12/2017 10:30	8.0	61.46	64.8	60.7	0.0	54.33	60.9	8.0	61.04	65.5	8.0	61.20	65.7
02/12/2017 10:40	8.0	61.77	64.9	60.9	0.0	55.51	61.1	8.0	61.33	65.6	8.0	61.45	65.8
02/12/2017 10:50	8.0	62.11	65.1	61.2	0.0	57.12	61.4	8.0	61.65	65.7	8.0	61.78	66.0

Date/Time	HW5i F	HW5i T	HW5o	HW5i not used	HW6i F	HW6i T	HW6o	HW7i F	HW7i T	HW7o	HW8i F	HW8i T	HW8o
02/12/2017 11:00	8.0	62.22	65.2	61.4	0.0	58.27	61.7	8.0	61.76	65.8	8.0	61.95	66.1
02/12/2017 11:10	8.0	62.33	65.4	61.5	0.0	58.69	61.8	7.9	61.95	66.0	8.0	62.09	66.2
02/12/2017 11:20	8.0	62.61	65.5	61.7	0.0	59.20	61.8	7.9	62.21	66.1	8.0	62.34	66.3
02/12/2017 11:30	8.0	62.69	65.6	61.9	0.0	59.66	62.1	7.9	62.32	66.3	8.0	62.46	66.5
02/12/2017 11:40	8.0	62.97	65.7	62.2	0.0	60.00	62.2	7.9	62.58	66.4	8.0	62.71	66.6
02/12/2017 11:50	8.0	63.21	65.9	62.4	0.0	60.61	62.6	7.9	62.84	66.6	8.0	62.96	66.8
02/12/2017 12:00	8.0	63.41	66.0	62.6	0.0	61.13	62.8	7.9	63.05	66.7	8.0	63.19	66.9
02/12/2017 12:10	8.0	63.65	66.2	62.8	0.0	61.55	63.1	7.9	63.28	66.8	8.0	63.41	67.0
02/12/2017 12:20	8.0	63.86	66.4	63.0	0.0	61.94	63.3	7.9	63.52	67.0	8.0	63.63	67.2
02/12/2017 12:30	8.0	64.03	66.5	63.2	0.0	62.37	63.7	7.9	63.66	67.2	8.0	63.81	67.4
02/12/2017 12:40	8.0	64.23	66.7	63.4	0.0	62.68	63.9	7.9	63.89	67.3	8.0	64.01	67.6
02/12/2017 12:50	8.0	64.43	66.8	63.6	0.0	62.91	64.0	7.6	64.08	67.5	8.0	64.22	67.8
02/12/2017 13:00	8.0	64.52	66.9	63.8	0.0	63.16	64.2	7.6	64.19	67.7	8.0	64.33	67.9
02/12/2017 13:10	8.0	64.59	67.1	63.9	0.0	63.21	64.1	7.6	64.26	67.8	8.0	64.41	68.0
02/12/2017 13:20	8.0	64.60	67.2	63.9	0.0	63.01	63.7	7.4	64.28	68.0	8.0	64.44	68.1
02/12/2017 13:30	8.0	64.64	67.3	63.9	0.0	62.74	63.4	7.4	64.32	68.1	8.0	64.50	68.2
02/12/2017 13:40	8.0	64.72	67.4	64.0	0.0	62.45	63.2	7.4	64.39	68.1	8.0	64.58	68.2
02/12/2017 13:50	8.0	64.84	67.4	64.1	0.0	62.45	63.5	7.4	64.51	68.2	8.0	64.70	68.3
02/12/2017 14:00	8.0	64.98	67.5	64.3	0.0	62.59	63.9	7.4	64.61	68.2	8.0	64.79	68.3
02/12/2017 14:10	8.0	64.95	67.6	64.2	0.0	62.70	64.1	7.4	64.62	68.3	8.0	64.78	68.4
02/12/2017 14:20	8.0	64.95	67.6	64.3	0.0	62.66	63.9	7.4	64.63	68.4	8.0	64.78	68.5
02/12/2017 14:30	8.0	65.02	67.6	64.3	0.0	62.47	63.7	7.4	64.66	68.4	8.0	64.85	68.5
02/12/2017 14:40	8.0	65.03	67.7	64.4	0.0	62.36	63.7	7.4	64.71	68.5	8.0	64.91	68.5
02/12/2017 14:50	8.0	65.09	67.8	64.4	0.0	62.41	63.8	7.4	64.78	68.5	8.0	64.98	68.6
02/12/2017 15:00	7.9	65.20	67.8	64.5	0.0	62.73	64.3	7.4	64.85	68.6	8.0	65.03	68.7
02/12/2017 15:10	7.7	65.24	67.9	64.5	0.0	62.97	64.5	7.4	64.92	68.7	8.0	65.09	68.7
02/12/2017 15:20	7.7	65.22	67.9	64.5	0.0	63.09	64.5	7.4	64.94	68.7	8.0	65.09	68.7
02/12/2017 15:30	7.7	65.19	68.0	64.5	0.0	63.10	64.2	7.4	64.92	68.7	8.0	65.09	68.7
02/12/2017 15:40	7.7	65.19	68.0	64.5	0.0	63.01	64.0	7.4	64.91	68.8	8.0	65.07	68.8
02/12/2017 15:50	7.7	65.08	68.0	64.5	0.0	62.64	63.7	7.4	64.79	68.7	8.0	65.03	68.8
02/12/2017 16:00	7.7	65.03	68.0	64.5	0.0	62.18	63.5	7.4	64.75	68.8	8.0	65.01	68.8
02/12/2017 16:10	7.7	65.03	68.0	64.5	0.0	61.84	63.3	7.4	64.72	68.7	8.0	64.96	68.7
02/12/2017 16:20	7.7	64.93	67.9	64.4	0.0	61.64	63.3	7.4	64.67	68.7	8.0	64.88	68.7
02/12/2017 16:30	7.7	64.74	68.0	64.3	0.0	61.06	62.8	7.4	64.44	68.7	8.0	64.69	68.7
02/12/2017 16:40	7.7	64.57	67.8	64.1	0.0	60.17	62.3	7.4	64.27	68.6	8.0	64.50	68.6
02/12/2017 16:50	7.7	64.45	67.8	64.0	0.0	59.45	62.0	7.4	64.14	68.6	8.0	64.36	68.5
02/12/2017 17:00	7.7	64.28	67.7	63.8	0.0	58.73	61.8	7.4	63.96	68.5	8.0	64.18	68.4
02/12/2017 17:10	7.7	64.11	67.6	63.6	0.0	57.92	61.5	7.4	63.76	68.3	8.0	64.01	68.3
02/12/2017 17:20	7.7	63.90	67.5	63.4	0.0	57.07	61.2	7.4	63.53	68.2	8.0	63.80	68.2
02/12/2017 17:30	7.7	63.67	67.3	63.2	0.0	56.15	60.9	7.4	63.33	68.1	8.0	63.57	68.1
02/12/2017 17:40	7.7	63.44	67.1	63.0	0.0	55.25	60.7	7.4	63.09	68.0	8.0	63.33	67.9
02/12/2017 17:50	7.8	63.20	66.9	62.7	0.0	54.40	60.4	7.4	62.87	67.8	8.0	63.13	67.7
02/12/2017 18:00	7.8	62.98	66.9	62.5	0.0	53.62	60.1	7.4	62.63	67.7	8.0	62.90	67.6
02/12/2017 18:10	7.7	62.75	66.7	62.3	0.0	52.91	59.9	7.4	62.41	67.6	8.0	62.66	67.4
02/12/2017 18:20	7.7	62.51	66.5	62.1	0.0	52.25	59.5	7.4	62.18	67.3	8.0	62.43	67.3
02/12/2017 18:30	7.7	62.29	66.4	61.9	0.0	51.65	59.3	7.4	61.95	67.1	8.0	62.23	67.1
02/12/2017 18:40	7.7	62.07	66.2	61.7	0.0	51.07	59.2	7.4	61.71	67.0	8.0	62.01	66.9
02/12/2017 18:50	7.7	61.85	66.0	61.4	0.0	50.55	59.1	7.4	61.51	66.8	8.0	61.77	66.7
02/12/2017 19:00	7.7	61.62	65.8	61.2	0.0	50.04	58.9	7.4	61.29	66.7	8.0	61.53	66.5
02/12/2017 19:10	7.7	61.41	65.7	61.0	0.0	49.53	58.9	7.4	61.06	66.5	8.0	61.33	66.4
02/12/2017 19:20	7.7	61.22	65.5	60.8	0.0	49.00	58.9	7.4	60.88	66.4	8.0	61.12	66.2
02/12/2017 19:30	7.7	60.99	65.3	60.6	0.0	48.51	58.9	7.4	60.63	66.2	8.0	60.91	66.0
02/12/2017 19:40	7.7	60.81	65.1	60.4	0.0	48.05	58.9	7.4	60.47	66.0	8.0	60.71	65.9
02/12/2017 19:50	7.7	60.60	65.0	60.2	0.0	47.60	59.0	7.4	60.27	65.9	8.0	60.52	65.7
02/12/2017 20:00	7.7	60.43	64.8	60.1	0.0	47.16	59.1	7.4	60.09	65.7	8.0	60.33	65.5

Date/Time	HW5i F	HW5i T	HW5o	HW5i not used	HW6i F	HW6i T	HW6o	HW7i F	HW7i T	HW7o	HW8i F	HW8i T	HW8o
02/12/2017 20:10	7.7	60.23	64.7	59.8	0.0	46.75	59.1	7.4	59.91	65.5	8.0	60.17	65.4
02/12/2017 20:20	7.7	60.07	64.6	59.7	0.0	46.38	58.9	7.4	59.74	65.4	8.0	59.98	65.3
02/12/2017 20:30	7.7	59.86	64.4	59.5	0.0	46.02	59.0	7.4	59.55	65.2	8.0	59.80	65.1
02/12/2017 20:40	7.7	59.68	64.2	59.3	0.0	45.69	58.8	7.4	59.37	65.1	8.0	59.63	64.9
02/12/2017 20:50	7.7	59.54	64.1	59.2	0.0	45.35	58.9	7.4	59.20	65.0	8.0	59.45	64.8
02/12/2017 21:00	7.7	59.34	63.9	59.0	0.0	45.04	58.9	7.4	59.02	64.8	8.0	59.29	64.6
02/12/2017 21:10	7.7	59.10	63.8	58.7	0.0	44.72	58.7	7.4	58.78	64.7	8.0	59.04	64.4
02/12/2017 21:20	7.7	58.87	63.6	58.6	0.0	44.44	58.7	7.4	58.56	64.4	8.0	58.83	64.3
02/12/2017 21:30	7.7	58.67	63.4	58.3	0.0	44.19	58.5	7.4	58.33	64.2	8.0	58.60	64.1
02/12/2017 21:40	7.7	58.46	63.2	58.1	0.0	43.89	58.5	7.4	58.13	64.1	8.0	58.40	64.0
02/12/2017 21:50	7.7	58.22	63.0	57.9	0.0	43.57	58.5	7.4	57.87	63.9	8.0	58.15	63.8
02/12/2017 22:00	7.7	58.03	63.0	57.6	0.0	43.30	58.3	7.4	57.72	63.7	8.0	57.98	63.6
02/12/2017 22:10	7.7	57.83	62.7	57.5	0.0	43.05	58.3	7.4	57.51	63.5	8.0	57.78	63.4
02/12/2017 22:20	7.7	57.67	62.6	57.3	0.0	42.81	58.2	7.4	57.31	63.4	8.0	57.60	63.2
02/12/2017 22:30	7.7	57.45	62.4	57.1	0.0	42.59	58.2	7.4	57.14	63.2	8.0	57.39	63.1
02/12/2017 22:40	7.7	57.28	62.2	56.9	0.0	42.34	58.3	7.4	56.97	63.1	8.0	57.21	62.9
02/12/2017 22:50	7.7	57.03	62.1	56.6	0.0	42.09	58.3	7.4	56.72	62.9	8.0	56.98	62.7
02/12/2017 23:00	7.7	56.80	61.9	56.4	0.0	41.83	58.2	7.4	56.49	62.8	8.0	56.75	62.6
02/12/2017 23:10	7.7	56.65	61.7	56.2	0.0	41.55	58.3	7.4	56.33	62.5	8.0	56.59	62.4
02/12/2017 23:20	7.7	56.35	61.5	56.0	0.0	41.25	58.5	7.4	56.05	62.4	8.0	56.32	62.2
02/12/2017 23:30	7.7	56.23	61.3	55.8	0.0	40.94	58.6	7.4	55.94	62.2	8.0	56.18	62.0
02/12/2017 23:40	7.7	55.99	61.2	55.7	0.0	40.66	58.7	7.4	55.68	62.1	8.0	55.94	61.8
02/12/2017 23:50	7.7	55.73	60.9	55.4	0.0	40.34	58.5	7.4	55.44	61.9	8.0	55.72	61.7
02/13/2017 00:00	7.7	55.54	60.8	55.2	0.0	40.02	58.5	7.4	55.24	61.7	8.0	55.51	61.5
02/13/2017 00:10	7.7	55.31	60.6	54.9	0.0	39.69	58.6	7.4	55.03	61.6	8.0	55.28	61.3
02/13/2017 00:20	7.7	55.13	60.4	54.8	0.0	39.37	58.8	7.4	54.83	61.4	8.0	55.10	61.1
02/13/2017 00:30	7.7	54.91	60.2	54.5	0.0	39.06	58.9	7.4	54.63	61.2	8.1	54.86	60.9
02/13/2017 00:40	7.7	54.76	60.0	54.4	0.0	38.76	59.0	7.4	54.47	61.0	8.1	54.70	60.7
02/13/2017 00:50	7.7	54.54	59.9	54.2	0.0	38.41	59.1	7.4	54.24	60.9	8.0	54.50	60.6
02/13/2017 01:00	7.7	54.28	59.7	54.0	0.0	38.08	59.0	7.4	53.99	60.7	8.0	54.26	60.4
02/13/2017 01:10	7.7	54.12	59.5	53.8	0.0	37.75	59.1	7.4	53.83	60.5	8.1	54.09	60.3
02/13/2017 01:20	7.7	53.90	59.4	53.6	0.0	37.39	59.0	7.4	53.57	60.3	8.1	53.85	60.0
02/13/2017 01:30	7.7	53.66	59.2	53.3	0.0	37.07	58.9	7.4	53.37	60.1	8.1	53.64	59.8
02/13/2017 01:40	7.7	53.43	59.1	53.1	0.0	36.73	59.0	7.4	53.17	60.0	8.1	53.41	59.6
02/13/2017 01:50	7.7	53.19	58.8	52.9	0.0	36.42	58.9	7.4	52.91	59.7	8.1	53.18	59.5
02/13/2017 02:00	7.7	53.01	58.7	52.7	0.0	36.15	58.5	7.4	52.72	59.5	8.1	53.00	59.2
02/13/2017 02:10	7.7	52.76	58.5	52.5	0.0	35.88	58.4	7.4	52.50	59.4	8.1	52.76	59.1
02/13/2017 02:20	7.7	52.57	58.3	52.2	0.0	35.62	58.3	7.4	52.28	59.2	8.1	52.57	58.9
02/13/2017 02:30	7.7	52.41	58.1	52.0	0.0	35.37	58.2	7.4	52.12	59.0	8.1	52.40	58.7
02/13/2017 02:40	7.7	52.25	57.9	51.9	0.0	35.19	57.9	7.4	51.91	58.8	8.1	52.24	58.5
02/13/2017 02:50	7.7	52.02	57.8	51.7	0.0	35.01	57.9	7.4	51.73	58.7	8.1	52.01	58.4
02/13/2017 03:00	7.7	51.86	57.6	51.5	0.0	34.77	58.0	7.4	51.55	58.6	8.1	51.85	58.2
02/13/2017 03:10	7.7	51.61	57.4	51.3	0.0	34.50	58.0	7.4	51.31	58.4	8.1	51.59	58.1
02/13/2017 03:20	7.7	51.37	57.3	51.1	0.0	34.27	57.9	7.4	51.06	58.2	8.1	51.35	57.9
02/13/2017 03:30	7.7	51.15	57.0	50.9	0.0	34.02	57.8	7.4	50.83	58.1	8.1	51.10	57.7
02/13/2017 03:40	7.7	50.95	57.0	50.6	0.0	33.73	57.5	7.4	50.62	57.8	8.1	50.90	57.5
02/13/2017 03:50	7.7	50.73	56.8	50.4	0.0	33.41	57.5	7.4	50.42	57.6	8.1	50.69	57.3
02/13/2017 04:00	7.7	50.54	56.5	50.2	0.0	33.12	57.4	7.4	50.25	57.5	8.1	50.51	57.1
02/13/2017 04:10	7.7	50.34	56.4	50.0	0.0	32.86	57.3	7.4	50.04	57.3	8.1	50.31	57.0
02/13/2017 04:20	7.7	50.15	56.2	49.9	0.0	32.63	57.2	7.4	49.92	57.1	8.1	50.14	56.8
02/13/2017 04:30	7.7	50.02	56.1	49.8	0.0	32.46	57.3	7.4	49.73	57.0	8.1	50.01	56.7
02/13/2017 04:40	7.7	49.85	55.9	49.6	0.0	32.28	57.3	7.4	49.59	56.8	8.1	49.85	56.5
02/13/2017 04:50	7.7	49.69	55.7	49.5	0.0	32.11	57.0	7.4	49.44	56.7	8.1	49.70	56.4
02/13/2017 05:00	7.7	49.59	55.6	49.3	0.0	31.98	57.0	7.4	49.31	56.6	8.1	49.58	56.2
02/13/2017 05:10	7.7	49.49	55.4	49.2	0.0	31.82	57.4	7.4	49.20	56.4	8.1	49.49	56.0

Date/Time	HW5i F	HW5i T	HW5o	HW5i not used	HW6i F	HW6i T	HW6o	HW7i F	HW7i T	HW7o	HW8i F	HW8i T	HW8o
02/13/2017 05:20	7.7	49.32	55.3	49.1	0.0	31.70	57.5	7.4	49.05	56.2	8.1	49.31	55.9
02/13/2017 05:30	7.7	49.13	55.2	48.9	0.0	31.56	57.6	7.4	48.88	56.1	8.1	49.11	55.9
02/13/2017 05:40	7.7	49.04	55.1	48.8	0.0	31.37	57.8	7.4	48.79	56.0	8.1	49.03	55.7
02/13/2017 05:50	7.7	48.89	54.9	48.6	0.0	31.11	57.7	7.4	48.61	55.9	8.1	48.88	55.5
02/13/2017 06:00	7.7	48.69	54.8	48.4	0.0	30.91	57.4	7.4	48.39	55.8	8.1	48.67	55.4
02/13/2017 06:10	7.7	48.52	54.6	48.2	0.0	30.71	57.0	7.4	48.24	55.6	8.1	48.52	55.3
02/13/2017 06:20	7.7	48.34	54.5	48.1	0.0	30.55	56.8	7.4	48.05	55.4	8.1	48.34	55.1
02/13/2017 06:30	7.7	48.16	54.4	47.9	0.0	30.43	56.5	7.4	47.90	55.3	8.1	48.18	55.0
02/13/2017 06:40	7.7	47.99	54.3	47.7	0.0	30.27	56.1	7.4	47.71	55.1	8.1	47.99	54.8
02/13/2017 06:50	7.8	47.84	54.1	47.6	0.0	30.15	55.9	7.4	47.59	55.0	8.1	47.85	54.6
02/13/2017 07:00	7.8	47.75	53.9	47.5	0.0	30.07	55.6	7.4	47.48	54.9	8.1	47.76	54.5
02/13/2017 07:10	7.8	47.63	53.7	47.4	0.0	30.00	55.6	7.4	47.33	54.7	8.1	47.63	54.4
02/13/2017 07:20	7.8	47.63	53.6	47.3	0.0	30.09	55.7	7.5	47.33	54.6	8.1	47.56	54.3
02/13/2017 07:30	7.8	47.63	53.5	47.2	0.0	30.50	56.0	7.5	47.29	54.5	8.1	47.51	54.2
02/13/2017 07:40	7.8	47.67	53.5	47.2	0.0	31.22	56.6	7.4	47.28	54.5	8.1	47.48	54.1
02/13/2017 07:50	7.8	47.79	53.4	47.2	0.0	32.27	56.9	7.5	47.33	54.4	8.1	47.55	54.0
02/13/2017 08:00	7.8	47.90	53.3	47.3	0.0	33.53	57.0	7.5	47.39	54.3	8.1	47.60	54.0
02/13/2017 08:10	7.8	48.02	53.4	47.3	0.0	34.82	57.1	7.4	47.52	54.3	8.1	47.69	53.9
02/13/2017 08:20	7.7	48.11	53.3	47.3	0.0	35.94	57.1	7.5	47.60	54.2	8.1	47.73	53.9
02/13/2017 08:30	7.7	48.31	53.3	47.5	0.0	37.27	57.3	7.4	47.73	54.3	8.1	47.87	54.0
02/13/2017 08:40	7.7	48.58	53.4	47.7	0.0	39.09	57.7	7.5	47.96	54.3	8.1	48.09	54.0
02/13/2017 08:50	7.7	48.82	53.5	47.9	0.0	41.03	58.0	7.5	48.24	54.4	8.1	48.32	54.0
02/13/2017 09:00	7.7	49.10	53.6	48.1	0.0	42.94	58.4	7.4	48.51	54.5	8.1	48.58	54.2
02/13/2017 09:10	7.7	49.45	53.8	48.4	0.0	44.70	58.8	7.4	48.84	54.6	8.1	48.88	54.3
02/13/2017 09:20	7.7	49.72	54.0	48.7	0.0	46.55	59.4	7.4	49.13	54.8	8.1	49.17	54.5
02/13/2017 09:30	7.7	49.89	54.1	48.9	0.0	47.37	59.7	7.4	49.36	55.0	8.1	49.42	54.7
02/13/2017 09:40	7.7	50.29	54.3	49.3	0.0	48.45	60.1	7.4	49.74	55.1	8.1	49.78	54.8
02/13/2017 09:50	7.6	50.64	54.4	49.6	0.0	50.13	60.6	7.4	50.08	55.3	8.1	50.13	55.1
02/13/2017 10:00	7.6	51.03	54.7	50.0	0.0	51.33	60.9	7.4	50.52	55.6	8.1	50.59	55.3
02/13/2017 10:10	7.6	51.36	55.0	50.4	0.0	51.98	60.9	7.4	50.87	55.8	8.1	50.97	55.6
02/13/2017 10:20	7.6	51.65	55.2	50.7	0.0	52.61	61.4	7.4	51.20	56.0	8.1	51.31	55.8
02/13/2017 10:30	7.6	51.89	55.5	51.1	0.0	52.78	61.2	7.4	51.45	56.4	8.1	51.62	56.1
02/13/2017 10:40	7.6	52.26	55.8	51.5	0.0	52.99	61.3	7.4	51.83	56.6	8.1	51.97	56.4
02/13/2017 10:50	7.6	52.70	56.0	51.8	0.0	53.65	61.6	7.4	52.28	56.9	8.1	52.40	56.6
02/13/2017 11:00	7.6	53.08	56.3	52.2	0.0	54.41	61.8	7.4	52.67	57.0	8.0	52.77	56.9
02/13/2017 11:10	7.6	53.29	56.6	52.5	0.0	54.77	61.9	7.4	52.92	57.3	7.9	53.08	57.2
02/13/2017 11:20	7.6	53.55	56.9	52.8	0.0	54.78	62.3	7.4	53.19	57.6	7.9	53.35	57.5
02/13/2017 11:30	7.6	53.94	57.2	53.1	0.0	55.03	62.5	7.4	53.57	57.9	8.0	53.73	57.7
02/13/2017 11:40	7.6	54.24	57.4	53.4	0.0	55.34	62.8	7.4	53.85	58.1	8.0	53.98	58.0
02/13/2017 11:50	7.6	54.70	57.6	53.8	0.0	55.78	62.9	7.4	54.29	58.4	8.0	54.43	58.3
02/13/2017 12:00	7.6	54.89	57.9	54.0	0.0	56.48	63.2	7.4	54.49	58.6	8.0	54.61	58.5
02/13/2017 12:10	7.6	55.16	58.1	54.2	0.0	56.77	63.5	7.4	54.76	58.8	8.0	54.88	58.8
02/13/2017 12:20	7.6	55.42	58.3	54.6	0.0	57.10	63.7	7.4	55.05	59.1	8.0	55.20	59.0
02/13/2017 12:30	7.6	55.64	58.6	54.9	0.0	57.19	63.7	7.4	55.23	59.3	8.0	55.41	59.2
02/13/2017 12:40	7.6	55.91	58.8	55.0	0.0	57.38	63.8	7.4	55.50	59.6	8.0	55.63	59.4
02/13/2017 12:50	7.6	56.20	59.0	55.4	0.0	57.49	63.7	7.4	55.81	59.7	7.9	55.98	59.6
02/13/2017 13:00	7.6	56.48	59.2	55.7	0.0	57.51	63.6	7.4	56.09	59.9	8.0	56.24	59.8
02/13/2017 13:10	7.6	56.64	59.4	55.9	0.0	57.59	63.6	7.4	56.25	60.2	7.9	56.44	60.0
02/13/2017 13:20	7.6	56.81	59.6	56.1	0.0	57.46	63.4	7.4	56.40	60.4	7.9	56.60	60.3
02/13/2017 13:30	7.6	57.10	59.8	56.4	0.0	57.35	63.4	7.4	56.74	60.6	7.9	56.88	60.5
02/13/2017 13:40	7.6	57.34	60.0	56.6	0.0	57.79	63.6	7.4	56.96	60.8	7.9	57.14	60.7
02/13/2017 13:50	7.6	57.59	60.2	56.7	0.0	58.28	63.9	7.4	57.17	61.0	8.0	57.32	60.9
02/13/2017 14:00	7.6	57.73	60.3	56.9	0.0	58.62	64.0	7.4	57.32	61.1	7.9	57.53	61.1
02/13/2017 14:10	7.6	57.73	60.6	57.1	0.0	58.11	63.6	7.4	57.33	61.3	7.9	57.58	61.2
02/13/2017 14:20	7.6	57.74	60.7	57.2	0.0	57.47	63.4	7.4	57.37	61.4	7.9	57.62	61.4

Date/Time	HW5i F	HW5i T	HW5o	HW5i not used	HW6i F	HW6i T	HW6o	HW7i F	HW7i T	HW7o	HW8i F	HW8i T	HW8o
02/13/2017 14:30	7.6	57.73	60.8	57.1	0.0	56.64	63.0	7.4	57.38	61.5	7.9	57.62	61.5
02/13/2017 14:40	7.6	57.73	60.8	57.2	0.0	55.91	62.9	7.4	57.34	61.7	7.9	57.63	61.5
02/13/2017 14:50	7.6	57.75	60.9	57.2	0.0	55.21	62.7	7.4	57.42	61.7	7.9	57.63	61.7
02/13/2017 15:00	7.6	57.75	61.0	57.2	0.0	54.52	62.4	7.4	57.40	61.7	7.9	57.63	61.7
02/13/2017 15:10	7.6	57.73	61.0	57.2	0.0	53.87	62.1	7.4	57.34	61.7	7.9	57.63	61.7
02/13/2017 15:20	7.6	57.77	61.0	57.2	0.0	53.24	61.9	7.4	57.42	61.8	7.9	57.66	61.8
02/13/2017 15:30	7.6	57.75	61.1	57.2	0.0	52.62	61.5	7.4	57.38	61.8	7.9	57.66	61.8
02/13/2017 15:40	7.6	57.73	61.1	57.2	0.0	52.07	61.2	7.4	57.39	61.9	7.9	57.63	61.8
02/13/2017 15:50	7.6	57.71	61.1	57.2	0.0	51.57	61.0	7.4	57.35	61.8	7.9	57.62	61.8
02/13/2017 16:00	7.6	57.66	61.1	57.2	0.0	51.12	60.8	7.4	57.33	61.9	7.9	57.60	61.8
02/13/2017 16:10	7.6	57.71	61.1	57.2	0.0	50.71	60.6	7.4	57.33	62.0	8.0	57.63	61.8
02/13/2017 16:20	7.6	57.65	61.1	57.2	0.0	50.38	60.5	7.4	57.29	61.9	7.9	57.55	61.8
02/13/2017 16:30	7.6	57.63	61.1	57.1	0.0	50.09	60.4	7.4	57.27	61.9	8.0	57.52	61.8
02/13/2017 16:40	7.6	57.63	61.1	57.1	0.0	49.85	60.5	7.4	57.23	61.9	7.9	57.52	61.8
02/13/2017 16:50	7.6	57.63	61.2	57.1	0.0	49.63	60.5	7.4	57.23	61.9	7.9	57.52	61.8
02/13/2017 17:00	7.6	57.63	61.1	57.1	0.0	49.45	60.6	7.4	57.23	61.9	7.9	57.52	61.8
02/13/2017 17:10	7.6	57.63	61.1	57.1	0.0	49.25	60.7	7.4	57.23	61.9	7.9	57.52	61.9
02/13/2017 17:20	7.6	57.63	61.1	57.1	0.0	49.06	60.7	7.4	57.23	61.9	7.9	57.52	61.9
02/13/2017 17:30	7.6	57.58	61.1	57.1	0.0	48.85	60.7	7.4	57.23	61.9	8.0	57.48	61.9
02/13/2017 17:40	7.6	57.56	61.1	57.0	0.0	48.65	60.6	7.4	57.23	61.9	7.9	57.50	61.8
02/13/2017 17:50	7.6	57.49	61.1	57.0	0.0	48.45	60.5	7.4	57.14	61.9	7.9	57.38	61.8
02/13/2017 18:00	7.6	57.43	61.1	57.0	0.0	48.25	60.6	7.4	57.13	61.9	8.0	57.33	61.8
02/13/2017 18:10	7.6	57.42	61.0	56.9	0.0	48.06	60.6	7.4	57.11	61.8	7.9	57.33	61.8
02/13/2017 18:20	7.6	57.42	61.0	56.9	0.0	47.90	60.7	7.4	57.09	61.8	7.9	57.33	61.8
02/13/2017 18:30	7.6	57.42	61.0	56.9	0.0	47.76	61.0	7.4	57.13	61.8	7.9	57.33	61.8
02/13/2017 18:40	7.6	57.37	61.0	56.9	0.0	47.60	61.1	7.4	57.06	61.8	8.0	57.28	61.8
02/13/2017 18:50	7.6	57.33	61.0	56.9	0.0	47.44	61.2	7.4	57.01	61.8	8.0	57.23	61.8
02/13/2017 19:00	7.6	57.33	61.0	56.8	0.0	47.26	61.2	7.4	56.95	61.8	8.0	57.23	61.7
02/13/2017 19:10	7.6	57.32	61.0	56.8	0.0	47.16	61.3	7.4	56.92	61.8	8.0	57.23	61.7
02/13/2017 19:20	7.6	57.25	60.9	56.8	0.0	47.05	61.4	7.4	56.92	61.8	8.0	57.20	61.7
02/13/2017 19:30	7.6	57.24	60.9	56.7	0.0	46.96	61.4	7.4	56.92	61.8	8.0	57.20	61.7
02/13/2017 19:40	7.6	57.23	60.9	56.7	0.0	46.87	61.3	7.4	56.92	61.8	8.0	57.20	61.6
02/13/2017 19:50	7.6	57.21	60.9	56.7	0.0	46.77	61.2	7.4	56.90	61.8	8.0	57.13	61.6
02/13/2017 20:00	7.6	57.13	60.9	56.7	0.0	46.70	61.2	7.4	56.83	61.7	8.0	57.06	61.6
02/13/2017 20:10	7.6	57.13	60.9	56.6	0.0	46.60	61.3	7.4	56.82	61.7	8.0	57.02	61.6
02/13/2017 20:20	7.6	57.13	60.9	56.6	0.0	46.50	61.2	7.4	56.81	61.7	8.0	57.02	61.5
02/13/2017 20:30	7.6	57.11	60.9	56.6	0.0	46.45	61.1	7.4	56.74	61.6	8.0	57.00	61.5
02/13/2017 20:40	7.6	57.06	60.9	56.6	0.0	46.37	61.1	7.4	56.71	61.6	8.0	56.95	61.6
02/13/2017 20:50	7.6	56.94	60.8	56.5	0.0	46.28	61.1	7.4	56.63	61.6	8.0	56.89	61.5
02/13/2017 21:00	7.6	56.92	60.7	56.5	0.0	46.20	61.1	7.4	56.63	61.5	8.0	56.83	61.5
02/13/2017 21:10	7.6	56.92	60.7	56.4	0.0	46.10	61.1	7.4	56.60	61.6	8.0	56.83	61.4
02/13/2017 21:20	7.6	56.88	60.7	56.3	0.0	46.01	61.2	7.4	56.52	61.5	8.0	56.78	61.4
02/13/2017 21:30	7.6	56.83	60.6	56.3	0.0	45.92	61.2	7.4	56.44	61.5	8.0	56.70	61.4
02/13/2017 21:40	7.6	56.74	60.6	56.3	0.0	45.83	61.0	7.4	56.42	61.4	8.0	56.65	61.4
02/13/2017 21:50	7.6	56.73	60.6	56.3	0.0	45.73	60.9	7.4	56.42	61.5	8.0	56.69	61.3
02/13/2017 22:00	7.6	56.71	60.5	56.2	0.0	45.62	61.0	7.4	56.40	61.4	8.0	56.64	61.3
02/13/2017 22:10	7.6	56.68	60.5	56.2	0.0	45.60	61.1	7.4	56.36	61.3	8.0	56.63	61.3
02/13/2017 22:20	7.6	56.63	60.5	56.2	0.0	45.57	61.2	7.4	56.33	61.3	7.9	56.63	61.3
02/13/2017 22:30	7.6	56.62	60.5	56.2	0.0	45.50	61.2	7.4	56.29	61.3	7.9	56.59	61.3
02/13/2017 22:40	7.6	56.53	60.4	56.1	0.0	45.50	61.0	7.4	56.23	61.3	7.9	56.48	61.2
02/13/2017 22:50	7.6	56.52	60.4	56.1	0.0	45.43	60.9	7.4	56.23	61.3	7.9	56.42	61.1
02/13/2017 23:00	7.6	56.48	60.3	56.0	0.0	45.38	60.7	7.4	56.16	61.2	7.9	56.42	61.1
02/13/2017 23:10	7.6	56.43	60.3	55.9	0.0	45.30	60.4	7.4	56.12	61.2	7.9	56.34	61.1
02/13/2017 23:20	7.6	56.36	60.4	55.9	0.0	45.21	60.3	7.4	56.05	61.2	7.9	56.28	61.1
02/13/2017 23:30	7.6	56.32	60.2	55.9	0.0	45.20	60.4	7.4	55.99	61.1	7.9	56.23	61.0

Date/Time	HW5i F	HW5i T	HW5o	HW5i not used	HW6i F	HW6i T	HW6o	HW7i F	HW7i T	HW7o	HW8i F	HW8i T	HW8o
02/13/2017 23:40	7.6	56.27	60.2	55.8	0.0	45.17	60.4	7.4	55.94	61.1	7.9	56.23	61.0
02/13/2017 23:50	7.6	56.23	60.2	55.8	0.0	45.10	60.3	7.4	55.92	61.0	7.9	56.18	60.9
02/14/2017 00:00	7.6	56.16	60.2	55.7	0.0	45.05	60.2	7.4	55.84	61.0	7.9	56.10	60.9
02/14/2017 00:10	7.6	56.14	60.2	55.7	0.0	44.97	60.0	7.4	55.82	61.0	7.9	56.09	60.8
02/14/2017 00:20	7.6	56.02	60.1	55.6	0.0	44.90	60.1	7.4	55.73	60.9	7.9	55.95	60.8
02/14/2017 00:30	7.6	56.00	60.1	55.6	0.0	44.84	60.1	7.4	55.65	60.9	7.9	55.92	60.8
02/14/2017 00:40	7.6	55.92	60.0	55.5	0.0	44.74	59.9	7.4	55.62	60.8	7.9	55.90	60.7
02/14/2017 00:50	7.6	55.85	59.9	55.4	0.0	44.61	59.6	7.4	55.52	60.8	7.9	55.77	60.7
02/14/2017 01:00	7.6	55.74	59.9	55.3	0.0	44.47	59.6	7.4	55.41	60.7	7.9	55.64	60.6
02/14/2017 01:10	7.6	55.59	59.8	55.2	0.0	44.29	59.6	7.4	55.27	60.7	7.9	55.52	60.5
02/14/2017 01:20	7.6	55.52	59.8	55.1	0.0	44.06	59.6	7.4	55.20	60.6	7.9	55.43	60.4
02/14/2017 01:30	7.6	55.43	59.6	55.0	0.0	43.80	59.6	7.4	55.08	60.5	7.9	55.33	60.4
02/14/2017 01:40	7.6	55.34	59.6	54.9	0.0	43.60	59.8	7.4	55.02	60.5	7.9	55.23	60.3
02/14/2017 01:50	7.6	55.32	59.5	54.9	0.0	43.45	60.0	7.4	54.99	60.4	7.9	55.23	60.2
02/14/2017 02:00	7.6	55.24	59.5	54.8	0.0	43.36	60.0	7.4	54.92	60.3	7.9	55.17	60.1
02/14/2017 02:10	7.6	55.20	59.4	54.7	0.0	43.29	60.0	7.4	54.88	60.2	7.9	55.13	60.1
02/14/2017 02:20	7.6	55.13	59.3	54.7	0.0	43.16	59.6	7.4	54.83	60.2	7.9	55.10	60.0
02/14/2017 02:30	7.6	55.07	59.3	54.7	0.0	43.05	59.4	7.4	54.74	60.2	7.9	54.99	60.0
02/14/2017 02:40	7.6	55.06	59.3	54.6	0.0	43.00	59.7	7.4	54.73	60.1	7.9	54.98	59.9
02/14/2017 02:50	7.6	54.99	59.3	54.6	0.0	43.00	59.7	7.4	54.67	60.0	7.9	54.92	59.9
02/14/2017 03:00	7.6	54.95	59.2	54.5	0.0	43.00	59.7	7.4	54.63	60.0	7.9	54.91	59.9
02/14/2017 03:10	7.6	54.96	59.1	54.5	0.0	43.00	59.5	7.4	54.65	60.0	7.9	54.92	59.8
02/14/2017 03:20	7.6	54.92	59.1	54.5	0.0	43.00	59.1	7.4	54.63	59.9	7.9	54.91	59.9
02/14/2017 03:30	7.6	54.86	59.1	54.5	0.0	43.00	58.8	7.4	54.57	60.0	7.9	54.82	59.8
02/14/2017 03:40	7.6	54.83	59.1	54.4	0.0	43.00	58.8	7.4	54.52	59.9	7.9	54.73	59.7
02/14/2017 03:50	7.6	54.83	59.1	54.4	0.0	43.00	59.0	7.4	54.52	59.8	7.9	54.73	59.7
02/14/2017 04:00	7.6	54.78	59.0	54.3	0.0	43.01	59.0	7.4	54.45	59.8	7.9	54.70	59.6
02/14/2017 04:10	7.6	54.80	59.0	54.3	0.0	43.01	59.1	7.4	54.45	59.8	7.9	54.73	59.7
02/14/2017 04:20	7.6	54.77	59.0	54.3	0.0	43.06	59.1	7.4	54.43	59.8	7.9	54.67	59.6
02/14/2017 04:30	7.6	54.72	59.0	54.3	0.0	43.10	59.2	7.4	54.42	59.7	7.9	54.63	59.6
02/14/2017 04:40	7.6	54.72	59.0	54.2	0.0	43.10	59.1	7.4	54.42	59.7	7.9	54.63	59.6
02/14/2017 04:50	7.6	54.73	58.9	54.2	0.0	43.10	58.9	7.4	54.42	59.6	7.9	54.63	59.5
02/14/2017 05:00	7.6	54.72	58.9	54.3	0.0	43.10	58.7	7.4	54.42	59.7	7.9	54.63	59.5
02/14/2017 05:10	7.6	54.63	58.9	54.2	0.0	43.10	58.6	7.4	54.33	59.6	7.9	54.59	59.6
02/14/2017 05:20	7.6	54.63	58.9	54.2	0.0	43.10	58.6	7.4	54.33	59.7	7.9	54.56	59.5
02/14/2017 05:30	7.6	54.62	58.9	54.2	0.0	43.10	58.7	7.4	54.28	59.6	7.9	54.52	59.4
02/14/2017 05:40	7.6	54.58	58.9	54.1	0.0	43.10	58.8	7.4	54.25	59.6	7.9	54.52	59.5
02/14/2017 05:50	7.6	54.53	58.8	54.1	0.0	43.06	58.9	7.4	54.23	59.6	7.9	54.52	59.4
02/14/2017 06:00	7.6	54.52	58.7	54.1	0.0	43.00	58.9	7.4	54.22	59.6	7.9	54.44	59.4
02/14/2017 06:10	7.6	54.49	58.7	54.1	0.0	42.93	58.8	7.4	54.20	59.5	7.9	54.41	59.4
02/14/2017 06:20	7.6	54.42	58.7	54.0	0.0	42.86	58.7	7.4	54.15	59.5	7.9	54.39	59.3
02/14/2017 06:30	7.6	54.33	58.7	53.9	0.0	42.78	58.6	7.4	54.04	59.5	7.9	54.27	59.3
02/14/2017 06:40	7.6	54.26	58.6	53.8	0.0	42.70	58.7	7.4	53.97	59.4	7.9	54.23	59.2
02/14/2017 06:50	7.6	54.23	58.6	53.8	0.0	42.55	58.7	7.4	53.92	59.4	7.9	54.19	59.2
02/14/2017 07:00	7.6	54.15	58.5	53.8	0.0	42.40	58.7	7.4	53.85	59.3	7.9	54.09	59.2
02/14/2017 07:10	7.6	54.05	58.5	53.6	0.0	42.26	58.7	7.4	53.76	59.3	7.9	54.01	59.2
02/14/2017 07:20	7.6	54.02	58.4	53.6	0.0	42.14	58.6	7.4	53.73	59.2	7.9	53.98	59.0
02/14/2017 07:30	7.6	53.97	58.4	53.5	0.0	42.10	58.5	7.4	53.69	59.2	7.9	53.92	59.0
02/14/2017 07:40	7.6	53.98	58.3	53.5	0.0	42.17	58.5	7.4	53.69	59.1	7.9	53.92	59.0
02/14/2017 07:50	7.6	54.10	58.2	53.6	0.0	42.38	58.6	7.4	53.74	59.1	7.9	53.98	58.9
02/14/2017 08:00	7.6	54.17	58.3	53.6	0.0	42.63	58.7	7.4	53.82	59.1	7.9	54.04	58.9
02/14/2017 08:10	7.6	54.23	58.3	53.7	0.0	42.92	58.7	7.4	53.90	59.1	7.9	54.11	58.9
02/14/2017 08:20	7.6	54.31	58.3	53.8	0.0	43.34	58.7	7.4	53.94	59.1	7.9	54.19	59.0
02/14/2017 08:30	7.6	54.38	58.3	53.8	0.0	43.76	58.6	7.4	54.04	59.2	7.9	54.23	59.0
02/14/2017 08:40	7.6	54.59	58.4	53.9	0.0	44.24	58.8	7.4	54.21	59.2	7.9	54.39	59.0

Date/Time	HW5i F	HW5i T	HW5o	HW5i not used	HW6i F	HW6i T	HW6o	HW7i F	HW7i T	HW7o	HW8i F	HW8i T	HW8o
02/14/2017 08:50	7.6	54.84	58.4	54.1	0.0	45.35	59.0	7.4	54.44	59.2	7.9	54.60	59.1
02/14/2017 09:00	7.6	55.09	58.6	54.4	0.0	46.33	59.3	7.4	54.68	59.4	7.9	54.86	59.2
02/14/2017 09:10	7.6	55.39	58.7	54.6	0.0	47.40	59.5	7.4	54.97	59.5	7.9	55.12	59.3
02/14/2017 09:20	7.6	55.79	58.9	54.9	0.0	49.33	60.0	7.4	55.29	59.6	7.9	55.44	59.5
02/14/2017 09:30	7.6	55.94	59.1	55.1	0.0	50.63	60.3	7.4	55.47	59.8	7.9	55.61	59.7
02/14/2017 09:40	7.6	56.15	59.2	55.4	0.0	51.43	60.3	7.4	55.69	60.0	7.9	55.85	59.9
02/14/2017 09:50	7.6	56.52	59.3	55.6	0.0	52.66	60.7	7.4	56.04	60.1	7.9	56.16	60.1
02/14/2017 10:00	7.6	56.86	59.6	55.9	0.0	54.25	61.1	7.4	56.35	60.3	7.9	56.48	60.3
02/14/2017 10:10	7.4	57.13	59.8	56.2	1.9	55.65	61.5	7.2	56.66	60.6	7.7	56.77	60.5
02/14/2017 10:20	7.4	57.58	60.0	56.7	2.8	57.13	>>>>>>>>	7.2	57.10	60.8	7.7	57.23	60.7
02/14/2017 10:30	7.6	58.20	60.3	57.2	0.0	58.13	>>>>>>>>	7.3	57.69	61.1	7.9	57.83	61.0
02/14/2017 10:40	7.6	58.44	60.6	57.5	0.0	58.71	92.0	7.3	57.94	61.4	7.9	58.09	61.3
02/14/2017 10:50	7.6	58.77	61.0	57.8	0.0	59.24	89.0	7.3	58.27	61.6	7.9	58.39	61.6
02/14/2017 11:00	7.6	59.06	61.2	58.1	0.0	59.96	86.8	7.3	58.58	61.9	7.9	58.71	61.9
02/14/2017 11:10	7.6	59.35	61.4	58.4	0.0	60.51	84.8	7.3	58.88	62.1	7.9	58.99	62.1
02/14/2017 11:20	7.6	59.63	61.7	58.7	0.0	61.01	83.0	7.3	59.19	62.3	7.8	59.30	62.4
02/14/2017 11:30	7.6	59.83	62.0	58.9	0.0	61.43	81.2	7.3	59.39	62.6	7.9	59.53	62.6
02/14/2017 11:40	7.6	60.21	62.2	59.3	0.0	61.66	80.0	7.3	59.72	62.9	7.9	59.84	62.9
02/14/2017 11:50	7.6	60.52	62.4	59.6	0.0	62.09	78.7	7.3	60.05	63.0	7.8	60.19	63.1
02/14/2017 12:00	7.6	60.79	62.6	59.8	0.0	62.42	77.2	7.3	60.32	63.3	7.9	60.44	63.3
02/14/2017 12:10	7.6	61.06	62.9	60.1	0.0	62.67	76.2	7.3	60.60	63.5	7.8	60.73	63.6
02/14/2017 12:20	7.6	61.38	63.1	60.4	0.0	63.10	75.5	7.3	60.89	63.7	7.9	61.03	63.8
02/14/2017 12:30	7.6	61.58	63.3	60.7	0.0	63.29	74.6	7.3	61.10	63.9	7.8	61.26	64.0
02/14/2017 12:40	7.6	61.76	63.6	61.0	0.0	63.09	73.7	7.3	61.33	64.2	7.8	61.47	64.3
02/14/2017 12:50	7.4	62.04	63.7	61.2	0.0	62.97	73.1	7.2	61.58	64.4	7.7	61.73	64.5
02/14/2017 13:00	7.2	62.44	64.0	61.5	0.0	63.22	72.7	7.1	62.00	64.6	7.6	62.17	64.7
02/14/2017 13:10	7.0	62.78	64.2	61.9	0.0	63.44	72.3	6.9	62.38	64.9	7.5	62.53	65.0
02/14/2017 13:20	6.6	63.28	64.6	62.3	5.0	63.40	>>>>>>>>	6.7	62.87	65.2	7.3	63.01	65.2
02/14/2017 13:30	6.5	64.02	64.9	63.0	8.0	63.70	>>>>>>>>	6.6	63.60	65.6	7.2	63.76	65.6
02/14/2017 13:40	6.4	64.76	65.4	63.8	7.9	64.42	90.3	6.5	64.32	66.1	7.1	64.49	66.1
02/14/2017 13:50	6.4	65.35	65.9	64.4	7.8	65.04	84.2	6.5	64.93	66.5	7.1	65.08	66.5
02/14/2017 14:00	6.4	65.76	66.4	64.9	7.8	65.47	80.8	6.5	65.37	67.0	7.1	65.52	67.1
02/14/2017 14:10	6.4	66.08	66.8	65.2	7.9	65.86	79.0	6.5	65.72	67.4	7.1	65.86	67.5
02/14/2017 14:20	6.6	66.46	67.2	65.6	8.0	66.22	77.9	6.6	66.06	67.8	7.2	66.20	67.9
02/14/2017 14:30	3.8	66.93	67.5	65.9	8.2	66.50	77.2	6.7	66.36	68.1	7.3	66.50	68.2
02/14/2017 14:40	0.0	67.62	67.1	65.7	8.4	66.71	76.6	3.9	66.77	68.3	7.5	66.71	68.5
02/14/2017 14:50	0.0	67.80	66.6	65.3	8.4	66.88	76.1	7.9	66.73	69.1	7.5	66.88	68.7
02/14/2017 15:00	0.0	67.75	66.2	65.0	8.6	67.03	75.8	8.1	66.86	69.0	7.6	67.04	68.9
02/14/2017 15:10	5.1	67.39	68.3	66.5	8.0	67.08	75.5	8.0	66.99	68.9	7.9	67.15	69.1
02/14/2017 15:20	6.0	67.46	71.0	66.7	7.9	67.19	75.5	8.3	67.04	69.0	7.9	67.25	69.3
02/14/2017 15:30	6.0	67.53	70.1	66.8	8.0	67.24	75.5	8.3	67.13	69.1	7.9	67.34	69.4
02/14/2017 15:40	6.0	67.58	69.8	66.9	8.0	67.30	75.4	8.3	67.17	69.2	7.9	67.39	69.5
02/14/2017 15:50	6.0	67.61	69.7	66.9	8.0	67.33	75.3	8.3	67.22	69.3	7.9	67.42	69.6
02/14/2017 16:00	6.0	67.62	69.7	66.9	8.0	67.33	75.2	8.3	67.22	69.4	7.9	67.42	69.7
02/14/2017 16:10	6.0	67.59	69.7	66.9	8.0	67.32	75.1	8.3	67.22	69.5	7.9	67.42	69.8
02/14/2017 16:20	6.0	67.59	69.7	66.9	8.0	67.31	75.0	8.3	67.21	69.5	7.9	67.42	69.8
02/14/2017 16:30	6.0	67.48	69.7	66.9	8.0	67.20	74.9	8.3	67.09	69.5	7.8	67.35	69.8
02/14/2017 16:40	6.0	67.42	69.7	66.8	8.0	67.13	74.8	8.3	67.03	69.5	7.8	67.27	69.8
02/14/2017 16:50	6.0	67.34	69.7	66.8	8.0	67.04	74.6	8.3	66.98	69.5	7.9	67.19	69.9
02/14/2017 17:00	6.0	67.27	69.8	66.7	8.0	67.01	74.5	8.3	66.91	69.5	7.8	67.12	69.8
02/14/2017 17:10	6.0	67.19	69.7	66.6	8.0	66.91	74.3	8.3	66.81	69.5	7.8	67.03	69.8
02/14/2017 17:20	6.0	67.08	69.7	66.6	8.0	66.80	74.2	8.3	66.72	69.4	7.8	66.98	69.8
02/14/2017 17:30	6.0	67.00	69.6	66.5	8.0	66.72	74.1	8.3	66.65	69.4	7.8	66.85	69.8
02/14/2017 17:40	6.0	66.87	69.6	66.4	8.0	66.61	74.0	8.3	66.54	69.3	7.8	66.75	69.8
02/14/2017 17:50	6.0	66.77	69.6	66.2	8.0	66.48	73.8	8.3	66.42	69.3	7.8	66.65	69.7

Date/Time	HW5i F	HW5i T	HW5o	HW5i not used	HW6i F	HW6i T	HW6o	HW7i F	HW7i T	HW7o	HW8i F	HW8i T	HW8o
02/14/2017 18:00	6.0	66.67	69.5	66.1	8.0	66.36	73.7	8.3	66.29	69.2	7.8	66.52	69.6
02/14/2017 18:10	6.0	66.52	69.5	66.0	8.0	66.25	73.5	8.3	66.16	69.1	7.9	66.38	69.5
02/14/2017 18:20	6.0	66.37	69.5	65.9	8.0	66.09	73.3	8.3	66.04	69.1	7.8	66.28	69.5
02/14/2017 18:30	6.0	66.27	69.4	65.7	8.0	65.95	73.2	8.3	65.91	69.0	7.8	66.14	69.3
02/14/2017 18:40	6.0	66.13	69.3	65.7	8.0	65.86	73.0	8.3	65.79	68.9	7.8	66.02	69.3
02/14/2017 18:50	6.0	66.03	69.1	65.6	8.0	65.75	72.9	8.3	65.70	68.8	7.8	65.92	69.2
02/14/2017 19:00	6.0	65.92	69.2	65.4	8.0	65.64	72.7	8.3	65.60	68.7	7.8	65.81	69.1
02/14/2017 19:10	6.0	65.80	69.1	65.3	7.9	65.53	72.6	8.3	65.45	68.7	7.8	65.72	69.1
02/14/2017 19:20	6.0	65.70	69.0	65.2	7.9	65.40	72.5	8.3	65.38	68.6	7.9	65.59	69.0
02/14/2017 19:30	6.0	65.58	68.9	65.1	7.9	65.27	72.4	8.3	65.24	68.5	7.8	65.46	68.9
02/14/2017 19:40	6.0	65.47	68.9	65.0	7.9	65.19	72.3	8.3	65.12	68.5	7.8	65.35	68.9
02/14/2017 19:50	6.0	65.35	68.9	64.8	7.9	65.05	72.1	8.3	65.01	68.3	7.9	65.25	68.8
02/14/2017 20:00	6.0	65.23	68.8	64.7	7.9	64.93	72.0	8.4	64.89	68.3	7.9	65.10	68.7
02/14/2017 20:10	6.0	65.07	68.6	64.6	7.9	64.79	71.8	8.3	64.75	68.2	7.9	64.98	68.6
02/14/2017 20:20	6.0	64.97	68.5	64.4	7.9	64.66	71.7	8.3	64.63	68.1	7.9	64.86	68.5
02/14/2017 20:30	6.0	64.84	68.5	64.3	7.9	64.53	71.6	8.4	64.50	68.0	7.9	64.73	68.4
02/14/2017 20:40	6.0	64.72	68.4	64.2	7.9	64.41	71.4	8.3	64.37	67.9	7.8	64.61	68.3
02/14/2017 20:50	6.0	64.60	68.4	64.1	7.9	64.29	71.3	8.3	64.28	67.8	7.8	64.50	68.2
02/14/2017 21:00	6.0	64.48	68.3	64.0	7.9	64.19	71.2	8.3	64.14	67.7	7.9	64.37	68.1
02/14/2017 21:10	6.0	64.37	68.1	63.9	7.9	64.08	71.0	8.3	64.03	67.6	7.8	64.29	68.0
02/14/2017 21:20	6.0	64.26	68.0	63.8	7.9	63.95	70.9	8.3	63.94	67.5	7.9	64.15	68.0
02/14/2017 21:30	6.0	64.14	68.0	63.7	7.9	63.86	70.8	8.4	63.80	67.4	7.8	64.05	67.9
02/14/2017 21:40	6.0	64.02	67.9	63.5	7.9	63.70	70.7	8.3	63.66	67.3	7.8	63.91	67.8
02/14/2017 21:50	6.0	63.90	67.8	63.3	7.9	63.61	70.5	8.4	63.56	67.2	7.8	63.80	67.7
02/14/2017 22:00	6.0	63.78	67.6	63.2	7.9	63.48	70.4	8.4	63.45	67.1	7.8	63.68	67.6
02/14/2017 22:10	6.0	63.66	67.7	63.1	7.9	63.38	70.3	8.3	63.33	67.1	7.8	63.59	67.5
02/14/2017 22:20	6.0	63.52	67.6	63.0	7.9	63.22	70.2	8.4	63.20	66.9	7.8	63.43	67.4
02/14/2017 22:30	6.0	63.32	67.6	62.9	7.9	63.05	70.0	8.4	63.02	66.9	7.8	63.25	67.3
02/14/2017 22:40	6.0	63.11	67.4	62.7	7.9	62.85	69.9	8.4	62.80	66.7	7.9	63.04	67.2
02/14/2017 22:50	6.0	62.94	67.2	62.5	7.9	62.66	69.7	8.3	62.63	66.6	7.9	62.87	67.1
02/14/2017 23:00	6.0	62.78	67.2	62.3	7.9	62.49	69.6	8.3	62.49	66.5	7.8	62.70	66.9
02/14/2017 23:10	6.0	62.60	67.1	62.1	7.9	62.33	69.4	8.3	62.32	66.4	7.8	62.55	66.8
02/14/2017 23:20	6.0	62.41	66.9	62.0	7.9	62.16	69.3	8.3	62.12	66.2	7.8	62.35	66.7
02/14/2017 23:30	6.0	62.20	66.8	61.8	7.9	61.92	69.1	8.4	61.90	66.1	7.9	62.16	66.6
02/14/2017 23:40	6.0	62.01	66.6	61.5	7.9	61.77	68.9	8.4	61.70	65.9	7.9	61.97	66.5
02/14/2017 23:50	6.0	61.84	66.5	61.4	7.9	61.57	68.7	8.3	61.55	65.8	7.9	61.80	66.2
02/15/2017 00:00	6.0	61.69	66.3	61.3	7.9	61.45	68.6	8.3	61.39	65.7	7.9	61.66	66.1
02/15/2017 00:10	6.0	61.53	66.2	61.1	7.9	61.27	68.4	8.3	61.25	65.5	7.9	61.47	66.0
02/15/2017 00:20	6.0	61.37	66.1	61.0	7.9	61.15	68.3	8.4	61.08	65.4	7.9	61.32	65.8
02/15/2017 00:30	6.0	61.28	66.0	60.8	7.9	61.00	68.1	8.4	60.94	65.3	7.9	61.20	65.7
02/15/2017 00:40	6.0	61.09	65.9	60.7	7.9	60.84	67.9	8.4	60.79	65.2	7.9	61.02	65.6
02/15/2017 00:50	6.0	60.92	65.8	60.6	7.9	60.66	67.8	8.4	60.60	65.0	7.9	60.85	65.4
02/15/2017 01:00	6.0	60.74	65.5	60.4	7.9	60.48	67.7	8.4	60.44	64.9	7.9	60.66	65.3
02/15/2017 01:10	6.0	60.53	65.6	60.1	7.9	60.28	67.4	8.4	60.24	64.7	7.9	60.48	65.1
02/15/2017 01:20	6.0	60.31	65.4	59.9	7.9	60.09	67.3	8.4	60.04	64.5	7.9	60.27	65.0
02/15/2017 01:30	6.0	60.13	65.2	59.8	7.9	59.88	67.2	8.4	59.87	64.4	7.9	60.10	64.9
02/15/2017 01:40	6.0	59.94	65.0	59.6	7.9	59.71	67.0	8.3	59.66	64.2	7.9	59.91	64.7
02/15/2017 01:50	6.0	59.72	64.9	59.4	7.9	59.51	66.8	8.4	59.48	64.0	7.9	59.70	64.6
02/15/2017 02:00	6.0	59.59	64.8	59.2	7.9	59.33	66.6	8.4	59.30	63.9	7.9	59.55	64.4
02/15/2017 02:10	6.0	59.39	64.6	59.1	7.9	59.12	66.4	8.4	59.10	63.8	7.8	59.34	64.3
02/15/2017 02:20	6.0	59.17	64.5	58.8	7.9	58.90	66.3	8.4	58.89	63.6	7.9	59.14	64.1
02/15/2017 02:30	6.0	58.96	64.5	58.6	7.9	58.70	66.1	8.4	58.69	63.4	7.9	58.92	64.0
02/15/2017 02:40	6.1	58.74	64.2	58.4	7.9	58.49	65.9	8.4	58.48	63.3	7.8	58.71	63.8
02/15/2017 02:50	6.0	58.54	64.0	58.2	7.9	58.26	65.8	8.4	58.27	63.1	7.8	58.51	63.6
02/15/2017 03:00	6.1	58.30	63.9	58.0	7.9	58.06	65.5	8.4	58.05	62.9	7.9	58.28	63.5

Date/Time	HW5i F	HW5i T	HW5o	HW5i not used	HW6i F	HW6i T	HW6o	HW7i F	HW7i T	HW7o	HW8i F	HW8i T	HW8o
02/15/2017 03:10	6.1	58.11	63.7	57.8	7.9	57.83	65.4	8.4	57.81	62.8	7.8	58.08	63.3
02/15/2017 03:20	6.1	57.88	63.7	57.5	7.9	57.61	65.2	8.4	57.61	62.6	7.9	57.87	63.1
02/15/2017 03:30	6.1	57.66	63.5	57.3	7.9	57.41	65.0	8.4	57.41	62.4	7.9	57.66	63.0
02/15/2017 03:40	6.1	57.42	63.3	57.1	7.9	57.17	64.8	8.4	57.19	62.2	7.9	57.42	62.8
02/15/2017 03:50	6.1	57.20	63.1	56.9	7.9	56.96	64.6	8.4	56.96	62.0	7.9	57.21	62.7
02/15/2017 04:00	6.1	56.98	62.9	56.7	7.9	56.74	64.4	8.4	56.76	61.9	7.9	57.00	62.4
02/15/2017 04:10	6.1	56.76	62.8	56.5	7.9	56.51	64.2	8.4	56.53	61.7	7.9	56.77	62.3
02/15/2017 04:20	6.1	56.55	62.6	56.2	7.9	56.30	64.0	8.4	56.31	61.6	7.9	56.57	62.1
02/15/2017 04:30	6.1	56.35	62.4	56.1	7.9	56.09	63.8	8.4	56.12	61.4	7.9	56.36	61.9
02/15/2017 04:40	6.1	56.17	62.3	55.8	7.9	55.92	63.6	8.4	55.94	61.2	7.9	56.17	61.8
02/15/2017 04:50	6.1	55.98	62.2	55.6	8.0	55.74	63.4	8.4	55.74	61.0	7.9	55.98	61.6
02/15/2017 05:00	6.1	55.77	62.0	55.5	8.0	55.51	63.3	8.4	55.52	60.9	7.9	55.79	61.4
02/15/2017 05:10	6.1	55.55	61.8	55.3	7.9	55.28	63.1	8.4	55.30	60.7	7.9	55.56	61.2
02/15/2017 05:20	6.1	55.35	61.6	55.1	7.9	55.10	62.9	8.4	55.12	60.5	7.9	55.36	61.0
02/15/2017 05:30	6.1	55.18	61.5	54.9	7.9	54.92	62.7	8.4	54.94	60.3	7.9	55.19	60.9
02/15/2017 05:40	6.1	54.98	61.4	54.7	7.9	54.73	62.5	8.4	54.74	60.1	7.9	54.98	60.7
02/15/2017 05:50	6.1	54.76	61.2	54.5	7.9	54.50	62.3	8.4	54.56	60.0	7.9	54.77	60.5
02/15/2017 06:00	6.1	54.58	61.0	54.3	7.9	54.32	62.2	8.4	54.34	59.8	7.9	54.59	60.4
02/15/2017 06:10	6.1	54.35	60.8	54.1	8.0	54.11	62.0	8.4	54.15	59.6	7.9	54.38	60.2
02/15/2017 06:20	6.1	54.18	60.7	53.8	8.0	53.90	61.7	8.4	53.95	59.5	7.9	54.20	60.0
02/15/2017 06:30	6.1	53.98	60.5	53.7	8.0	53.72	61.6	8.2	53.76	59.3	7.9	54.00	59.8
02/15/2017 06:40	6.1	53.80	60.4	53.5	8.0	53.54	61.5	8.2	53.55	59.2	7.9	53.81	59.7
02/15/2017 06:50	6.1	53.63	60.1	53.3	8.0	53.37	61.3	8.2	53.40	59.0	7.9	53.66	59.5
02/15/2017 07:00	6.1	53.42	60.0	53.1	8.0	53.19	61.2	8.2	53.21	58.9	7.9	53.45	59.3
02/15/2017 07:10	6.1	53.25	59.9	53.0	8.0	52.98	60.9	8.2	53.02	58.7	7.9	53.26	59.1
02/15/2017 07:20	6.1	53.16	59.7	52.8	8.0	52.85	60.8	8.2	52.88	58.6	7.9	53.11	59.0
02/15/2017 07:30	6.1	53.08	59.6	52.7	8.0	52.73	60.6	8.2	52.76	58.4	7.9	52.95	58.9
02/15/2017 07:40	6.1	53.00	59.5	52.5	8.0	52.61	60.5	8.2	52.63	58.3	7.9	52.85	58.7
02/15/2017 07:50	6.1	52.92	59.3	52.4	8.0	52.48	60.3	8.2	52.54	58.2	7.9	52.74	58.6
02/15/2017 08:00	6.1	52.91	59.2	52.3	8.0	52.44	60.2	8.2	52.51	58.0	7.9	52.66	58.4
02/15/2017 08:10	6.1	52.83	59.1	52.3	8.0	52.41	60.1	8.2	52.43	57.9	7.9	52.62	58.4
02/15/2017 08:20	6.1	52.89	59.0	52.2	8.0	52.42	60.0	8.2	52.47	57.8	7.9	52.63	58.4
02/15/2017 08:30	6.1	52.85	59.0	52.2	8.0	52.41	59.9	8.2	52.44	57.7	7.9	52.62	58.2
02/15/2017 08:40	6.1	52.89	58.9	52.2	8.0	52.42	59.9	8.2	52.51	57.7	7.9	52.63	58.2
02/15/2017 08:50	6.1	52.91	58.8	52.3	8.0	52.42	59.8	8.2	52.54	57.7	7.9	52.64	58.1
02/15/2017 09:00	6.1	52.91	58.7	52.3	8.0	52.44	59.8	8.2	52.55	57.7	7.9	52.65	58.1
02/15/2017 09:10	6.1	52.93	58.8	52.3	8.0	52.52	59.7	8.2	52.63	57.7	7.9	52.73	58.2
02/15/2017 09:20	6.1	53.05	58.9	52.4	8.0	52.61	59.7	8.2	52.69	57.7	7.9	52.80	58.2
02/15/2017 09:30	6.1	53.11	58.8	52.4	8.0	52.69	59.7	8.2	52.77	57.7	7.9	52.89	58.1
02/15/2017 09:40	6.1	53.16	58.8	52.5	8.0	52.76	59.7	8.2	52.81	57.7	7.9	52.94	58.2
02/15/2017 09:50	6.1	53.34	58.8	52.6	8.0	52.94	59.7	8.2	52.98	57.8	7.9	53.11	58.3
02/15/2017 10:00	6.1	53.58	58.9	52.8	8.0	53.13	59.8	8.2	53.18	57.8	7.9	53.26	58.2
02/15/2017 10:10	6.1	53.77	58.9	52.9	8.0	53.32	60.0	8.2	53.39	57.9	7.9	53.47	58.4
02/15/2017 10:20	6.1	53.98	59.0	53.2	8.0	53.53	60.0	8.2	53.58	58.0	7.9	53.68	58.5
02/15/2017 10:30	6.1	54.10	59.0	53.2	8.0	53.66	60.1	8.2	53.70	58.2	7.9	53.79	58.6
02/15/2017 10:40	6.1	54.26	59.2	53.4	8.0	53.81	60.2	8.2	53.87	58.2	7.9	53.97	58.6
02/15/2017 10:50	6.1	54.43	59.3	53.6	8.0	53.99	60.3	8.2	54.03	58.4	7.9	54.13	58.7
02/15/2017 11:00	6.1	54.69	59.4	53.8	8.0	54.28	60.4	8.2	54.30	58.5	7.9	54.37	58.9
02/15/2017 11:10	6.1	54.83	59.5	54.0	8.0	54.43	60.6	8.2	54.44	58.6	7.9	54.53	58.9
02/15/2017 11:20	6.1	55.09	59.7	54.2	8.0	54.69	60.6	8.2	54.69	58.7	7.9	54.76	59.1
02/15/2017 11:30	6.1	55.25	59.8	54.4	8.0	54.90	60.8	8.2	54.90	58.8	7.9	54.99	59.2
02/15/2017 11:40	6.1	55.48	59.8	54.6	8.0	55.11	60.9	8.2	55.10	59.0	7.9	55.19	59.4
02/15/2017 11:50	6.1	55.64	59.9	54.9	8.0	55.32	61.1	8.2	55.29	59.1	7.9	55.40	59.6
02/15/2017 12:00	6.1	55.88	60.1	55.0	8.0	55.60	61.2	8.2	55.52	59.3	7.9	55.61	59.7
02/15/2017 12:10	6.1	56.16	60.3	55.3	8.0	55.84	61.4	8.2	55.77	59.5	7.9	55.88	59.8

Date/Time	HW5i F	HW5i T	HW5o	HW5i not used	HW6i F	HW6i T	HW6o	HW7i F	HW7i T	HW7o	HW8i F	HW8i T	HW8o
02/15/2017 12:20	6.1	56.37	60.4	55.5	8.0	56.01	61.5	8.2	55.95	59.7	7.9	56.06	60.0
02/15/2017 12:30	6.1	56.61	60.6	55.7	8.0	56.25	61.7	8.2	56.18	59.8	7.8	56.28	60.2
02/15/2017 12:40	6.1	56.85	60.7	55.9	8.0	56.52	61.8	8.2	56.43	60.0	7.9	56.53	60.4
02/15/2017 12:50	6.1	57.08	60.9	56.2	8.0	56.79	62.0	8.2	56.71	60.1	7.9	56.80	60.6
02/15/2017 13:00	6.1	57.22	61.0	56.4	8.0	56.96	62.2	8.2	56.87	60.3	7.9	56.97	60.7
02/15/2017 13:10	6.1	57.37	61.3	56.5	8.0	57.14	62.4	8.2	57.04	60.5	7.8	57.15	60.9
02/15/2017 13:20	6.1	57.60	61.4	56.7	8.0	57.35	62.5	8.2	57.23	60.6	7.9	57.37	61.1
02/15/2017 13:30	6.1	57.81	61.5	57.0	8.0	57.56	62.7	8.2	57.46	60.8	7.9	57.59	61.3
02/15/2017 13:40	6.1	58.02	61.7	57.2	8.0	57.82	62.8	8.2	57.71	61.0	7.9	57.83	61.4
02/15/2017 13:50	6.1	58.21	61.9	57.5	8.0	58.00	62.9	8.2	57.87	61.2	7.9	58.01	61.5
02/15/2017 14:00	6.1	58.38	62.1	57.6	8.0	58.16	63.1	8.2	58.06	61.3	7.8	58.21	61.8
02/15/2017 14:10	6.0	58.59	62.2	57.8	7.9	58.36	63.3	8.2	58.23	61.5	7.9	58.39	62.0
02/15/2017 14:20	6.1	58.77	62.3	58.0	8.0	58.54	63.4	8.2	58.42	61.6	7.8	58.59	62.1
02/15/2017 14:30	6.1	58.97	62.5	58.2	7.9	58.74	63.6	8.2	58.62	61.8	7.8	58.80	62.3
02/15/2017 14:40	6.1	59.13	62.6	58.4	8.0	58.92	63.7	8.2	58.81	61.9	7.9	58.97	62.4
02/15/2017 14:50	6.0	59.30	62.7	58.6	7.9	59.11	63.9	8.2	58.96	62.1	7.8	59.13	62.6
02/15/2017 15:00	6.0	59.48	62.9	58.7	7.9	59.28	64.0	8.3	59.17	62.3	7.8	59.33	62.7
02/15/2017 15:10	6.1	59.64	63.1	58.9	7.9	59.54	64.2	8.3	59.35	62.4	7.8	59.54	62.8
02/15/2017 15:20	6.0	59.77	63.2	59.1	7.9	59.65	64.3	8.3	59.52	62.5	7.8	59.65	63.0
02/15/2017 15:30	6.0	59.94	63.3	59.2	7.9	59.81	64.5	8.3	59.65	62.6	7.8	59.84	63.2
02/15/2017 15:40	6.0	60.05	63.4	59.4	7.9	59.92	64.6	8.3	59.78	62.8	7.9	59.94	63.3
02/15/2017 15:50	6.0	60.17	63.5	59.5	7.9	60.05	64.8	8.3	59.88	62.9	7.9	60.07	63.4
02/15/2017 16:00	6.0	60.25	63.8	59.7	7.9	60.16	64.9	8.3	59.97	63.0	7.8	60.20	63.6
02/15/2017 16:10	6.0	60.34	63.9	59.7	7.9	60.22	65.0	8.3	60.04	63.1	7.9	60.24	63.7
02/15/2017 16:20	6.0	60.42	63.9	59.8	7.9	60.26	65.0	8.3	60.11	63.2	7.9	60.31	63.7
02/15/2017 16:30	6.0	60.48	64.0	59.8	7.9	60.33	65.1	8.3	60.18	63.3	7.8	60.38	63.8
02/15/2017 16:40	6.0	60.52	64.1	59.9	7.9	60.36	65.2	8.3	60.23	63.4	7.8	60.42	63.9
02/15/2017 16:50	6.0	60.52	64.1	59.9	7.9	60.39	65.2	8.3	60.23	63.5	7.8	60.42	63.9
02/15/2017 17:00	6.0	60.52	64.2	59.9	7.9	60.39	65.3	8.3	60.23	63.5	7.8	60.45	64.0
02/15/2017 17:10	6.0	60.52	64.2	59.9	7.9	60.34	65.3	8.3	60.23	63.5	7.8	60.42	64.0
02/15/2017 17:20	6.0	60.46	64.2	59.9	7.9	60.28	65.3	8.3	60.20	63.6	7.9	60.41	64.0
02/15/2017 17:30	6.0	60.36	64.3	59.9	7.9	60.21	65.3	8.3	60.08	63.6	7.8	60.30	64.0
02/15/2017 17:40	6.0	60.23	64.3	59.8	7.9	60.04	65.3	8.3	59.95	63.6	7.8	60.19	64.0
02/15/2017 17:50	6.0	60.09	64.3	59.7	7.9	59.85	65.3	8.3	59.78	63.5	7.9	60.02	64.0
02/15/2017 18:00	6.0	59.95	64.2	59.5	7.9	59.67	65.2	8.3	59.64	63.5	7.9	59.87	63.9
02/15/2017 18:10	6.0	59.81	64.1	59.4	7.9	59.55	65.2	8.3	59.50	63.4	7.9	59.73	63.9
02/15/2017 18:20	6.1	59.66	64.1	59.3	7.9	59.44	65.1	8.3	59.36	63.3	7.9	59.62	63.8
02/15/2017 18:30	6.0	59.58	64.1	59.1	7.9	59.28	65.0	8.3	59.28	63.2	7.9	59.49	63.8
02/15/2017 18:40	6.1	59.41	64.0	59.0	8.0	59.14	64.9	8.3	59.11	63.2	7.9	59.35	63.7
02/15/2017 18:50	7.0	59.32	63.8	58.9	7.8	59.01	64.8	8.0	58.98	63.1	7.8	59.23	63.6
02/15/2017 19:00	7.5	59.27	63.6	58.8	7.6	58.94	64.7	7.7	58.92	63.1	7.6	59.15	63.5
02/15/2017 19:10	7.5	59.33	63.3	58.9	7.6	59.00	64.7	7.7	58.92	63.1	7.7	59.22	63.5
02/15/2017 19:20	7.5	59.24	63.1	58.8	7.6	58.91	64.7	7.7	58.90	63.1	7.6	59.13	63.5
02/15/2017 19:30	7.5	59.16	63.0	58.7	7.6	58.84	64.7	7.7	58.80	63.1	7.6	59.05	63.4
02/15/2017 19:40	7.5	59.03	63.0	58.6	7.6	58.73	64.7	7.7	58.69	63.0	7.6	58.94	63.4
02/15/2017 19:50	7.5	58.91	62.9	58.5	7.6	58.58	64.6	7.7	58.58	63.0	7.6	58.79	63.3
02/15/2017 20:00	7.5	58.81	62.7	58.4	7.6	58.49	64.5	7.7	58.48	62.9	7.6	58.69	63.3
02/15/2017 20:10	7.5	58.71	62.6	58.3	7.6	58.39	64.5	7.7	58.38	62.8	7.6	58.62	63.2
02/15/2017 20:20	7.5	58.58	62.6	58.2	7.6	58.25	64.3	7.7	58.24	62.8	7.6	58.49	63.2
02/15/2017 20:30	7.5	58.51	62.5	58.1	7.6	58.14	64.3	7.7	58.16	62.8	7.6	58.41	63.1
02/15/2017 20:40	7.5	58.31	62.4	57.9	7.6	58.00	64.2	7.7	57.96	62.6	7.6	58.23	63.0
02/15/2017 20:50	7.5	58.13	62.3	57.7	7.6	57.80	64.1	7.7	57.79	62.5	7.7	58.04	62.9
02/15/2017 21:00	7.5	57.97	62.1	57.5	7.6	57.66	64.0	7.7	57.64	62.4	7.6	57.90	62.7
02/15/2017 21:10	7.5	57.80	62.1	57.4	7.6	57.49	63.9	7.7	57.48	62.3	7.7	57.73	62.6
02/15/2017 21:20	7.5	57.64	61.9	57.3	7.6	57.30	63.7	7.7	57.28	62.2	7.6	57.57	62.6

Date/Time	HW5i F	HW5i T	HW5o	HW5i not used	HW6i F	HW6i T	HW6o	HW7i F	HW7i T	HW7o	HW8i F	HW8i T	HW8o
02/15/2017 21:30	7.5	57.42	61.7	57.0	7.6	57.10	63.6	7.7	57.11	62.1	7.6	57.34	62.4
02/15/2017 21:40	7.5	57.24	61.6	56.9	7.6	56.93	63.5	7.7	56.92	61.9	7.6	57.19	62.2
02/15/2017 21:50	7.5	57.10	61.5	56.7	7.6	56.79	63.4	7.7	56.78	61.8	7.7	57.03	62.2
02/15/2017 22:00	7.5	56.92	61.4	56.5	7.6	56.59	63.2	7.7	56.61	61.7	7.6	56.87	62.0
02/15/2017 22:10	7.5	56.80	61.2	56.4	7.6	56.46	63.1	7.7	56.47	61.6	7.7	56.75	61.9
02/15/2017 22:20	7.5	56.67	61.1	56.3	7.6	56.34	63.0	7.7	56.33	61.5	7.7	56.60	61.7
02/15/2017 22:30	7.5	56.44	60.9	56.1	7.6	56.11	62.9	7.7	56.12	61.3	7.7	56.38	61.7
02/15/2017 22:40	7.5	56.19	60.7	55.9	7.6	55.88	62.7	7.7	55.88	61.2	7.7	56.15	61.5
02/15/2017 22:50	7.5	56.06	60.6	55.7	7.6	55.76	62.5	7.7	55.76	61.0	7.7	56.02	61.4
02/15/2017 23:00	7.5	55.91	60.4	55.5	7.6	55.58	62.4	7.7	55.58	60.9	7.7	55.88	61.2
02/15/2017 23:10	7.5	55.69	60.3	55.4	7.6	55.39	62.3	7.7	55.38	60.8	7.7	55.63	61.0
02/15/2017 23:20	7.5	55.49	60.1	55.1	7.6	55.16	62.1	7.7	55.19	60.6	7.7	55.45	60.9
02/15/2017 23:30	7.5	55.28	60.0	55.0	7.6	54.98	61.9	7.7	54.99	60.5	7.7	55.26	60.8
02/15/2017 23:40	7.5	55.12	59.9	54.8	7.6	54.80	61.8	7.7	54.83	60.3	7.7	55.08	60.6
02/15/2017 23:50	7.5	54.95	59.8	54.6	7.6	54.63	61.6	7.7	54.66	60.1	7.7	54.91	60.5
02/16/2017 00:00	7.5	54.75	59.5	54.4	7.6	54.42	61.5	7.7	54.46	60.0	7.7	54.70	60.3
02/16/2017 00:10	7.5	54.58	59.4	54.3	7.6	54.26	61.4	7.7	54.27	59.8	7.7	54.57	60.1
02/16/2017 00:20	7.5	54.42	59.3	54.1	7.6	54.11	61.3	7.7	54.15	59.7	7.7	54.39	59.9
02/16/2017 00:30	7.5	54.25	59.2	53.9	7.6	53.94	61.1	7.7	53.97	59.6	7.7	54.24	59.8
02/16/2017 00:40	7.5	54.06	59.0	53.8	7.6	53.76	61.0	7.7	53.80	59.4	7.7	54.05	59.7
02/16/2017 00:50	7.5	53.97	58.9	53.6	7.6	53.67	60.8	7.7	53.69	59.3	7.7	53.95	59.6
02/16/2017 01:00	7.5	53.89	58.8	53.5	7.6	53.56	60.7	7.7	53.57	59.1	7.7	53.88	59.5
02/16/2017 01:10	7.5	53.82	58.6	53.4	7.6	53.52	60.6	7.7	53.52	59.1	7.7	53.80	59.4
02/16/2017 01:20	7.5	53.71	58.6	53.3	7.6	53.42	60.5	7.7	53.44	59.0	7.7	53.69	59.2
02/16/2017 01:30	7.5	53.53	58.5	53.2	7.6	53.22	60.4	7.7	53.23	58.9	7.7	53.48	59.2
02/16/2017 01:40	7.5	53.42	58.4	53.1	7.6	53.12	60.3	7.7	53.13	58.8	7.7	53.41	59.0
02/16/2017 01:50	7.5	53.26	58.3	53.0	7.6	52.95	60.1	7.7	52.98	58.7	7.7	53.25	58.9
02/16/2017 02:00	7.5	53.17	58.2	52.8	7.6	52.84	60.0	7.7	52.89	58.6	7.7	53.15	58.8
02/16/2017 02:10	7.5	52.97	58.0	52.7	7.6	52.66	59.9	7.7	52.68	58.4	7.7	52.95	58.7
02/16/2017 02:20	7.5	52.88	57.9	52.5	7.6	52.53	59.7	7.7	52.59	58.4	7.7	52.84	58.6
02/16/2017 02:30	7.5	52.74	57.8	52.4	7.6	52.42	59.7	7.8	52.45	58.2	7.7	52.68	58.4
02/16/2017 02:40	7.5	52.63	57.7	52.3	7.6	52.31	59.5	7.7	52.34	58.1	7.7	52.62	58.4
02/16/2017 02:50	7.5	52.54	57.6	52.2	7.6	52.18	59.3	7.7	52.25	58.0	7.7	52.49	58.2
02/16/2017 03:00	7.5	52.42	57.5	52.1	7.6	52.12	59.2	7.7	52.12	57.9	7.7	52.39	58.1
02/16/2017 03:10	7.5	52.33	57.4	52.0	7.6	52.01	59.2	7.7	52.01	57.8	7.7	52.31	58.0
02/16/2017 03:20	7.5	52.30	57.3	51.9	7.6	51.93	59.1	7.7	51.93	57.7	7.7	52.25	57.9
02/16/2017 03:30	7.5	52.21	57.2	51.9	7.6	51.89	59.0	7.7	51.90	57.6	7.7	52.19	57.9
02/16/2017 03:40	7.5	52.12	57.1	51.8	7.6	51.81	58.9	7.7	51.81	57.6	7.7	52.08	57.8
02/16/2017 03:50	7.5	52.03	57.0	51.7	7.6	51.73	58.9	7.7	51.73	57.5	7.7	52.02	57.8
02/16/2017 04:00	7.5	51.96	56.9	51.7	7.6	51.66	58.8	7.7	51.66	57.4	7.7	51.95	57.7
02/16/2017 04:10	7.5	51.92	56.9	51.5	7.6	51.58	58.6	7.7	51.57	57.3	7.7	51.89	57.6
02/16/2017 04:20	7.5	51.92	56.8	51.5	7.6	51.58	58.6	7.7	51.55	57.3	7.7	51.90	57.6
02/16/2017 04:30	7.5	51.81	56.8	51.5	7.6	51.51	58.5	7.7	51.48	57.2	7.7	51.76	57.5
02/16/2017 04:40	7.5	51.73	56.8	51.4	7.6	51.44	58.5	7.7	51.42	57.1	7.7	51.65	57.5
02/16/2017 04:50	7.5	51.73	56.7	51.3	7.6	51.42	58.5	7.7	51.42	57.1	7.7	51.65	57.4
02/16/2017 05:00	7.5	51.64	56.5	51.3	7.6	51.34	58.4	7.7	51.33	57.0	7.7	51.57	57.3
02/16/2017 05:10	7.5	51.63	56.6	51.2	7.6	51.33	58.3	7.7	51.32	57.0	7.7	51.54	57.3
02/16/2017 05:20	7.5	51.52	56.5	51.2	7.6	51.23	58.3	7.8	51.20	56.9	7.7	51.47	57.3
02/16/2017 05:30	7.5	51.43	56.5	51.1	7.6	51.17	58.2	7.8	51.14	56.9	7.7	51.42	57.2
02/16/2017 05:40	7.5	51.37	56.4	51.0	7.6	51.07	58.1	7.8	51.06	56.8	7.7	51.32	57.1
02/16/2017 05:50	7.5	51.20	56.4	50.9	7.6	50.87	58.1	7.7	50.87	56.8	7.7	51.13	57.1
02/16/2017 06:00	7.5	51.13	56.3	50.8	7.6	50.81	58.0	7.8	50.81	56.6	7.7	51.07	57.0
02/16/2017 06:10	7.5	51.02	56.2	50.6	7.6	50.67	57.9	7.8	50.67	56.6	7.7	50.97	56.9
02/16/2017 06:20	7.5	50.90	56.0	50.6	7.6	50.57	57.8	7.8	50.60	56.5	7.7	50.85	56.8
02/16/2017 06:30	7.5	50.83	55.9	50.5	7.6	50.52	57.7	7.8	50.52	56.4	7.7	50.77	56.7

Date/Time	HW5i F	HW5i T	HW5o	HW5i not used	HW6i F	HW6i T	HW6o	HW7i F	HW7i T	HW7o	HW8i F	HW8i T	HW8o
02/16/2017 06:40	7.5	50.82	55.9	50.5	7.6	50.52	57.7	7.8	50.51	56.3	7.7	50.73	56.6
02/16/2017 06:50	7.5	50.71	55.8	50.4	7.6	50.41	57.6	7.8	50.39	56.2	7.7	50.64	56.5
02/16/2017 07:00	7.5	50.78	55.8	50.4	7.6	50.49	57.5	7.8	50.49	56.2	7.7	50.73	56.5
02/16/2017 07:10	7.5	50.97	55.7	50.5	7.6	50.66	57.5	7.8	50.64	56.1	7.7	50.88	56.4
02/16/2017 07:20	7.5	51.02	55.8	50.7	7.6	50.73	57.6	7.8	50.73	56.2	7.7	51.01	56.5
02/16/2017 07:30	7.5	51.15	55.8	50.7	7.6	50.83	57.5	7.8	50.84	56.2	7.7	51.06	56.5
02/16/2017 07:40	7.5	51.29	55.8	50.8	7.6	50.97	57.6	7.8	50.96	56.3	7.7	51.20	56.6
02/16/2017 07:50	7.5	51.47	55.9	51.0	7.6	51.12	57.6	7.7	51.10	56.3	7.7	51.34	56.6
02/16/2017 08:00	7.5	51.63	56.0	51.1	7.6	51.26	57.7	7.7	51.25	56.4	7.7	51.48	56.7
02/16/2017 08:10	7.5	51.80	56.0	51.2	7.6	51.44	57.7	7.7	51.42	56.5	7.7	51.63	56.8
02/16/2017 08:20	7.5	52.02	56.1	51.4	7.6	51.66	57.9	7.8	51.60	56.5	7.7	51.85	56.9
02/16/2017 08:30	7.5	52.30	56.2	51.6	7.6	51.88	58.0	7.7	51.85	56.7	7.7	52.07	57.0
02/16/2017 08:40	7.5	52.60	56.4	51.9	7.6	52.15	58.1	7.8	52.19	56.8	7.7	52.37	57.1
02/16/2017 08:50	7.5	52.91	56.6	52.1	7.6	52.46	58.2	7.7	52.49	57.0	7.7	52.67	57.3
02/16/2017 09:00	7.5	53.27	56.7	52.5	7.6	52.82	58.4	7.7	52.86	57.2	7.7	53.02	57.4
02/16/2017 09:10	7.5	53.66	56.9	52.9	7.6	53.20	58.7	7.7	53.23	57.4	7.7	53.37	57.7
02/16/2017 09:20	7.5	54.04	57.1	53.3	7.6	53.58	58.9	7.7	53.61	57.6	7.7	53.76	57.9
02/16/2017 09:30	7.5	54.46	57.4	53.6	7.6	53.98	59.1	7.7	54.03	57.9	7.7	54.17	58.1
02/16/2017 09:40	7.5	54.87	57.7	54.0	7.6	54.38	59.3	7.7	54.42	58.1	7.7	54.55	58.4
02/16/2017 09:50	7.5	55.35	57.9	54.4	7.6	54.85	59.8	7.7	54.89	58.4	7.7	55.00	58.7
02/16/2017 10:00	7.5	55.83	58.3	54.9	7.6	55.33	60.0	7.7	55.37	58.7	7.7	55.47	59.0
02/16/2017 10:10	7.5	56.26	58.6	55.4	7.6	55.79	60.4	7.7	55.80	59.0	7.7	55.92	59.3
02/16/2017 10:20	7.5	56.80	58.9	55.9	7.6	56.32	60.7	7.7	56.34	59.4	7.6	56.44	59.7
02/16/2017 10:30	7.5	57.40	59.3	56.4	7.6	56.93	61.1	7.7	56.92	59.7	7.7	57.04	60.0
02/16/2017 10:40	7.5	57.88	59.7	56.9	7.6	57.44	61.5	7.7	57.41	60.1	7.6	57.55	60.4
02/16/2017 10:50	7.5	58.45	60.1	57.4	7.6	58.02	61.9	7.7	57.98	60.6	7.6	58.10	60.8
02/16/2017 11:00	7.5	59.02	60.4	58.0	7.6	58.59	62.2	7.7	58.55	61.0	7.6	58.65	61.2
02/16/2017 11:10	7.5	59.67	60.8	58.6	7.6	59.26	62.6	7.7	59.19	61.4	7.6	59.30	61.6
02/16/2017 11:20	7.5	60.18	61.3	59.1	7.6	59.82	63.1	7.7	59.73	61.8	7.6	59.84	62.1
02/16/2017 11:30	7.5	60.85	61.8	59.7	7.6	60.47	63.5	7.7	60.36	62.3	7.6	60.47	62.6
02/16/2017 11:40	7.5	61.43	62.2	60.4	7.6	61.07	64.0	7.7	60.95	62.7	7.6	61.06	63.0
02/16/2017 11:50	7.5	62.03	62.7	61.0	7.6	61.67	64.4	7.7	61.56	63.1	7.6	61.68	63.5
02/16/2017 12:00	7.5	62.62	63.2	61.5	7.6	62.28	64.9	7.7	62.17	63.6	7.6	62.29	63.9
02/16/2017 12:10	7.5	62.97	63.6	62.0	7.6	62.64	65.4	7.7	62.54	64.1	7.6	62.70	64.4
02/16/2017 12:20	7.5	63.53	64.1	62.5	7.6	63.22	65.8	7.7	63.12	64.5	7.6	63.24	64.8
02/16/2017 12:30	7.5	64.11	64.4	63.1	7.6	63.81	66.2	7.7	63.68	64.9	7.6	63.83	65.3
02/16/2017 12:40	7.5	64.64	64.9	63.6	7.6	64.34	66.6	7.7	64.23	65.4	7.6	64.36	65.7
02/16/2017 12:50	7.5	65.16	65.4	64.1	7.6	64.87	67.1	7.7	64.75	65.9	7.6	64.89	66.2
02/16/2017 13:00	7.5	65.69	65.8	64.6	7.6	65.41	67.5	7.7	65.27	66.3	7.6	65.42	66.6
02/16/2017 13:10	7.5	66.14	66.2	65.2	7.6	65.87	68.0	7.7	65.73	66.7	7.6	65.89	67.0
02/16/2017 13:20	7.5	66.57	66.6	65.6	7.6	66.30	68.4	7.7	66.15	67.1	7.6	66.32	67.4
02/16/2017 13:30	7.5	67.12	67.1	66.1	7.6	66.85	68.8	7.7	66.69	67.5	7.6	66.83	67.8
02/16/2017 13:40	7.5	67.60	67.4	66.6	7.6	67.35	69.2	7.7	67.18	67.9	7.6	67.33	68.2
02/16/2017 13:50	7.5	68.10	67.8	67.1	7.6	67.86	69.6	7.7	67.67	68.4	7.6	67.83	68.7
02/16/2017 14:00	7.5	68.58	68.3	67.5	7.6	68.35	70.0	7.7	68.17	68.8	7.6	68.31	69.1
02/16/2017 14:10	7.5	69.00	68.7	68.0	7.6	68.79	70.4	7.7	68.62	69.2	7.6	68.74	69.5
02/16/2017 14:20	7.5	69.47	69.0	68.4	7.6	69.30	70.8	7.7	69.09	69.6	7.6	69.21	69.9
02/16/2017 14:30	7.5	69.93	69.5	68.8	7.6	69.75	71.1	7.7	69.53	70.0	7.6	69.67	70.3
02/16/2017 14:40	7.5	70.34	69.9	69.3	7.6	70.16	71.6	7.7	69.94	70.3	7.6	70.08	70.6
02/16/2017 14:50	7.5	70.75	70.2	69.8	7.6	70.55	72.0	7.7	70.33	70.7	7.6	70.49	71.0
02/16/2017 15:00	7.5	71.04	70.5	70.0	7.6	70.85	72.3	7.7	70.63	71.1	7.6	70.79	71.3
02/16/2017 15:10	7.5	71.42	70.9	70.4	7.6	71.24	72.6	7.7	71.02	71.4	7.6	71.16	71.7
02/16/2017 15:20	7.5	71.76	71.2	70.8	7.6	71.59	72.9	7.7	71.34	71.8	7.6	71.53	72.0
02/16/2017 15:30	7.5	72.07	71.5	71.1	7.6	71.88	73.3	7.7	71.66	72.1	7.6	71.86	72.4
02/16/2017 15:40	7.5	72.37	71.9	71.4	7.6	72.22	73.6	7.7	71.98	72.4	7.6	72.17	72.7

Date/Time	HW5i F	HW5i T	HW5o	HW5i not used	HW6i F	HW6i T	HW6o	HW7i F	HW7i T	HW7o	HW8i F	HW8i T	HW8o
02/16/2017 15:50	7.5	72.68	72.1	71.7	7.6	72.50	73.8	7.7	72.29	72.6	7.6	72.46	72.9
02/16/2017 16:00	7.5	72.92	72.4	72.0	7.6	72.72	74.1	7.7	72.55	72.9	7.6	72.70	73.3
02/16/2017 16:10	7.5	73.09	72.7	72.2	7.6	72.91	74.4	7.7	72.71	73.3	7.6	72.91	73.5
02/16/2017 16:20	7.5	73.27	72.9	72.3	7.6	73.04	74.6	7.7	72.89	73.4	7.6	73.06	73.7
02/16/2017 16:30	7.5	73.33	73.1	72.5	7.6	73.13	74.8	7.7	73.00	73.7	7.6	73.18	73.9
02/16/2017 16:40	7.6	73.42	73.3	72.6	7.6	73.21	75.0	7.7	73.02	73.8	7.6	73.23	74.1
02/16/2017 16:50	7.5	73.45	73.5	72.6	7.6	73.22	75.1	7.7	73.04	74.0	7.6	73.27	74.3
02/16/2017 17:00	7.5	73.59	73.6	72.7	7.6	73.36	75.3	7.7	73.22	74.1	7.6	73.39	74.4
02/16/2017 17:10	7.5	73.69	73.7	72.9	7.6	73.50	75.4	7.7	73.33	74.2	7.6	73.51	74.5
02/16/2017 17:20	7.5	73.73	73.8	73.0	7.6	73.54	75.5	7.7	73.34	74.4	7.6	73.56	74.6
02/16/2017 17:30	7.5	73.76	74.0	73.0	7.6	73.53	75.6	7.7	73.37	74.5	7.6	73.61	74.7
02/16/2017 17:40	7.5	73.78	74.0	73.0	7.6	73.54	75.7	7.7	73.37	74.6	7.6	73.61	74.8
02/16/2017 17:50	7.6	73.66	74.1	72.9	7.6	73.41	75.8	7.7	73.30	74.6	7.6	73.50	74.9
02/16/2017 18:00	7.5	73.55	74.1	72.8	7.6	73.23	75.7	7.7	73.13	74.6	7.6	73.33	75.0
02/16/2017 18:10	7.5	73.42	74.1	72.7	7.6	73.14	75.8	7.7	73.02	74.6	7.6	73.25	74.9
02/16/2017 18:20	7.5	73.32	74.1	72.6	7.6	73.02	75.8	7.7	72.93	74.6	7.6	73.13	74.9
02/16/2017 18:30	7.6	73.20	74.0	72.5	7.6	72.91	75.7	7.7	72.79	74.6	7.6	73.02	74.8
02/16/2017 18:40	7.6	73.16	74.0	72.5	7.6	72.87	75.6	7.7	72.73	74.5	7.6	72.98	74.8
02/16/2017 18:50	7.6	73.03	74.0	72.3	7.6	72.71	75.6	7.7	72.62	74.5	7.6	72.84	74.8
02/16/2017 19:00	7.6	72.89	73.9	72.2	7.6	72.55	75.6	7.7	72.45	74.4	7.6	72.69	74.7
02/16/2017 19:10	7.6	72.75	73.9	72.1	7.6	72.44	75.5	7.7	72.32	74.4	7.6	72.57	74.7
02/16/2017 19:20	7.5	72.63	73.8	72.0	7.6	72.34	75.4	7.7	72.23	74.3	7.6	72.49	74.6
02/16/2017 19:30	7.5	72.55	73.7	71.9	7.6	72.23	75.4	7.7	72.13	74.3	7.6	72.35	74.5
02/16/2017 19:40	7.5	72.44	73.7	71.8	7.6	72.17	75.3	7.7	72.03	74.2	7.6	72.27	74.4
02/16/2017 19:50	7.5	72.33	73.6	71.7	7.6	72.03	75.2	7.7	71.91	74.1	7.6	72.16	74.4
02/16/2017 20:00	7.6	72.18	73.5	71.5	7.6	71.88	75.2	7.7	71.76	74.0	7.6	72.01	74.4
02/16/2017 20:10	7.6	72.07	73.5	71.4	7.6	71.77	75.2	7.7	71.63	74.0	7.6	71.91	74.3
02/16/2017 20:20	7.5	71.94	73.4	71.3	7.6	71.64	75.1	7.7	71.51	73.9	7.6	71.79	74.2
02/16/2017 20:30	7.6	71.81	73.3	71.2	7.6	71.52	75.0	7.7	71.36	73.8	7.6	71.63	74.1
02/16/2017 20:40	7.6	71.68	73.2	71.0	7.6	71.38	74.8	7.7	71.24	73.7	7.6	71.50	74.1
02/16/2017 20:50	7.5	71.56	73.1	70.9	7.6	71.27	74.8	7.7	71.15	73.6	7.6	71.38	73.9
02/16/2017 21:00	7.6	71.44	73.1	70.8	7.6	71.15	74.7	7.7	70.99	73.6	7.6	71.25	73.9
02/16/2017 21:10	7.6	71.29	73.0	70.6	7.6	70.99	74.6	7.7	70.89	73.5	7.6	71.13	73.8
02/16/2017 21:20	7.6	71.18	72.9	70.5	7.6	70.84	74.5	7.7	70.72	73.4	7.6	70.97	73.7
02/16/2017 21:30	7.6	71.04	72.8	70.5	7.6	70.74	74.4	7.7	70.58	73.3	7.6	70.84	73.6
02/16/2017 21:40	7.6	70.86	72.7	70.3	7.6	70.58	74.4	7.7	70.47	73.2	7.6	70.70	73.5
02/16/2017 21:50	7.6	70.75	72.6	70.1	7.6	70.45	74.3	7.7	70.32	73.2	7.6	70.57	73.4
02/16/2017 22:00	7.6	70.58	72.5	70.0	7.6	70.28	74.2	7.7	70.17	73.0	7.6	70.39	73.3
02/16/2017 22:10	7.6	70.40	72.4	69.9	7.6	70.13	74.1	7.7	69.98	72.9	7.6	70.23	73.2
02/16/2017 22:20	7.6	70.22	72.3	69.7	7.6	69.95	73.9	7.7	69.84	72.8	7.6	70.06	73.1
02/16/2017 22:30	7.6	70.05	72.2	69.4	7.6	69.76	73.8	7.7	69.64	72.7	7.6	69.88	73.0
02/16/2017 22:40	7.5	69.86	72.1	69.2	7.6	69.57	73.7	7.7	69.47	72.6	7.6	69.69	72.8
02/16/2017 22:50	7.5	69.69	71.9	69.1	7.6	69.43	73.6	7.7	69.29	72.4	7.6	69.53	72.7
02/16/2017 23:00	7.5	69.53	71.8	69.0	7.6	69.27	73.4	7.7	69.17	72.3	7.6	69.40	72.6
02/16/2017 23:10	7.5	69.43	71.7	68.9	7.6	69.17	73.4	7.7	69.06	72.2	7.6	69.32	72.5
02/16/2017 23:20	7.5	69.40	71.6	68.8	7.6	69.08	73.2	7.7	69.00	72.1	7.6	69.24	72.3
02/16/2017 23:30	7.5	69.30	71.5	68.7	7.6	69.01	73.1	7.7	68.87	72.1	7.6	69.12	72.3
02/16/2017 23:40	7.5	69.16	71.5	68.5	7.6	68.86	73.0	7.7	68.78	71.9	7.6	69.01	72.3
02/16/2017 23:50	7.5	69.05	71.4	68.5	7.6	68.74	73.0	7.7	68.67	71.8	7.6	68.91	72.2
02/17/2017 00:00	7.5	68.97	71.3	68.3	7.6	68.67	72.9	7.7	68.57	71.8	7.6	68.81	72.1
02/17/2017 00:10	7.5	68.83	71.2	68.2	7.6	68.55	72.8	7.7	68.46	71.7	7.6	68.67	72.0
02/17/2017 00:20	7.5	68.72	71.1	68.1	7.6	68.41	72.7	7.7	68.36	71.6	7.6	68.57	71.9
02/17/2017 00:30	7.5	68.64	71.0	68.0	7.6	68.33	72.6	7.7	68.24	71.5	7.6	68.45	71.8
02/17/2017 00:40	7.5	68.49	70.9	67.9	7.6	68.20	72.5	7.7	68.13	71.4	7.6	68.37	71.7
02/17/2017 00:50	7.5	68.39	70.9	67.8	7.6	68.07	72.4	7.7	68.01	71.3	7.6	68.23	71.6

Date/Time	HW5i F	HW5i T	HW5o	HW5i not used	HW6i F	HW6i T	HW6o	HW7i F	HW7i T	HW7o	HW8i F	HW8i T	HW8o
02/17/2017 01:00	7.5	68.22	70.7	67.7	7.6	67.92	72.4	7.7	67.82	71.3	7.6	68.08	71.6
02/17/2017 01:10	7.5	68.07	70.7	67.5	7.6	67.75	72.3	7.7	67.67	71.2	7.6	67.91	71.4
02/17/2017 01:20	7.5	67.92	70.5	67.4	7.6	67.63	72.1	7.7	67.53	71.1	7.6	67.75	71.3
02/17/2017 01:30	7.5	67.81	70.4	67.3	7.6	67.53	72.0	7.7	67.45	70.9	7.6	67.69	71.2
02/17/2017 01:40	7.5	67.70	70.3	67.2	7.6	67.39	71.9	7.7	67.35	70.9	7.6	67.57	71.1
02/17/2017 01:50	7.5	67.58	70.2	67.0	7.6	67.28	71.8	7.7	67.19	70.8	7.6	67.45	71.0
02/17/2017 02:00	7.5	67.45	70.2	66.9	7.6	67.14	71.7	7.7	67.05	70.7	7.6	67.33	71.0
02/17/2017 02:10	7.5	67.34	70.0	66.8	7.6	67.03	71.6	7.7	66.98	70.5	7.6	67.20	70.8
02/17/2017 02:20	7.5	67.18	69.9	66.7	7.6	66.89	71.5	7.7	66.80	70.5	7.6	67.05	70.8
02/17/2017 02:30	7.5	67.04	69.9	66.5	7.6	66.76	71.5	7.7	66.70	70.3	7.6	66.91	70.6
02/17/2017 02:40	7.5	66.94	69.7	66.4	7.6	66.64	71.4	7.7	66.56	70.2	7.6	66.81	70.5
02/17/2017 02:50	7.5	66.79	69.7	66.3	7.6	66.51	71.2	7.7	66.44	70.1	7.6	66.69	70.4
02/17/2017 03:00	7.5	66.69	69.5	66.2	7.6	66.37	71.1	7.7	66.35	70.0	7.6	66.57	70.4
02/17/2017 03:10	7.6	66.56	69.5	66.0	7.6	66.28	71.0	7.7	66.20	69.9	7.6	66.44	70.2
02/17/2017 03:20	7.5	66.42	69.4	66.0	7.6	66.13	70.9	7.7	66.06	69.8	7.6	66.32	70.2
02/17/2017 03:30	7.5	66.30	69.2	65.8	7.6	65.97	70.8	7.7	65.95	69.7	7.6	66.17	70.0
02/17/2017 03:40	7.5	66.17	69.2	65.7	7.6	65.88	70.7	7.7	65.81	69.6	7.6	66.06	69.9
02/17/2017 03:50	7.5	66.05	69.1	65.6	7.6	65.75	70.6	7.7	65.69	69.5	7.6	65.94	69.9
02/17/2017 04:00	7.5	65.92	69.0	65.4	7.6	65.62	70.5	7.7	65.58	69.4	7.6	65.81	69.8
02/17/2017 04:10	7.5	65.80	68.9	65.3	7.6	65.50	70.4	7.7	65.44	69.3	7.6	65.70	69.7
02/17/2017 04:20	7.5	65.69	68.7	65.2	7.6	65.38	70.3	7.7	65.32	69.2	7.6	65.59	69.5
02/17/2017 04:30	7.5	65.58	68.7	65.2	7.6	65.25	70.2	7.7	65.21	69.1	7.6	65.46	69.4
02/17/2017 04:40	7.5	65.45	68.6	65.0	7.6	65.14	70.1	7.7	65.06	69.0	7.6	65.33	69.4
02/17/2017 04:50	7.5	65.36	68.5	64.8	7.6	65.05	70.0	7.7	65.02	68.9	7.6	65.25	69.2
02/17/2017 05:00	7.6	65.29	68.4	64.8	7.6	64.97	69.9	7.7	64.93	68.8	7.6	65.18	69.2
02/17/2017 05:10	7.5	65.16	68.3	64.7	7.6	64.88	69.8	7.7	64.80	68.7	7.6	65.03	69.1
02/17/2017 05:20	7.6	65.04	68.2	64.6	7.6	64.76	69.7	7.7	64.72	68.6	7.6	64.96	68.9
02/17/2017 05:30	7.6	64.97	68.1	64.5	7.6	64.67	69.6	7.7	64.64	68.6	7.6	64.87	68.9
02/17/2017 05:40	7.6	64.87	68.0	64.4	7.6	64.53	69.6	7.7	64.51	68.5	7.6	64.75	68.9
02/17/2017 05:50	7.5	64.75	67.9	64.3	7.6	64.44	69.5	7.7	64.39	68.4	7.6	64.66	68.7
02/17/2017 06:00	7.6	64.63	67.8	64.1	7.6	64.29	69.4	7.7	64.28	68.3	7.6	64.50	68.6
02/17/2017 06:10	7.6	64.51	67.7	64.1	7.6	64.20	69.3	7.7	64.16	68.2	7.6	64.39	68.5
02/17/2017 06:20	7.6	64.37	67.6	63.9	7.6	64.07	69.2	7.7	64.03	68.2	7.6	64.27	68.4
02/17/2017 06:30	7.6	64.29	67.6	63.8	7.6	63.97	69.1	7.7	63.95	68.0	7.6	64.17	68.4
02/17/2017 06:40	7.6	64.18	67.5	63.6	7.6	63.90	69.0	7.7	63.82	67.9	7.6	64.06	68.3
02/17/2017 06:50	7.6	64.06	67.3	63.6	7.6	63.77	69.0	7.7	63.69	67.9	7.6	63.98	68.2
02/17/2017 07:00	7.6	63.97	67.3	63.5	7.6	63.65	68.8	7.7	63.63	67.8	7.6	63.85	68.1
02/17/2017 07:10	7.6	63.94	67.2	63.4	7.6	63.63	68.8	7.7	63.58	67.7	7.6	63.82	68.0
02/17/2017 07:20	7.6	63.95	67.1	63.3	7.6	63.62	68.6	7.7	63.54	67.6	7.6	63.73	67.9
02/17/2017 07:30	7.6	63.95	67.0	63.3	7.6	63.58	68.6	7.7	63.52	67.5	7.6	63.71	67.8
02/17/2017 07:40	7.6	64.02	67.0	63.3	7.6	63.61	68.6	7.7	63.52	67.5	7.6	63.72	67.8
02/17/2017 07:50	7.6	64.03	67.0	63.3	7.6	63.62	68.5	7.7	63.53	67.4	7.6	63.73	67.8
02/17/2017 08:00	7.6	64.12	66.9	63.3	7.6	63.63	68.5	7.7	63.63	67.4	7.6	63.79	67.7
02/17/2017 08:10	7.6	64.21	66.9	63.4	7.6	63.72	68.5	7.7	63.68	67.4	7.6	63.86	67.7
02/17/2017 08:20	7.6	64.31	67.0	63.5	7.6	63.83	68.5	7.7	63.81	67.4	7.6	63.98	67.7
02/17/2017 08:30	7.6	64.44	67.0	63.6	7.6	63.95	68.6	7.7	63.95	67.5	7.6	64.07	67.8
02/17/2017 08:40	7.6	64.63	67.1	63.7	7.6	64.14	68.6	7.7	64.12	67.6	7.6	64.27	67.8
02/17/2017 08:50	7.6	64.84	67.2	63.9	7.6	64.33	68.7	7.7	64.33	67.6	7.6	64.45	67.9
02/17/2017 09:00	7.6	65.05	67.3	64.2	7.6	64.56	68.8	7.7	64.56	67.7	7.6	64.67	68.0
02/17/2017 09:10	7.6	65.30	67.4	64.4	7.6	64.83	68.9	7.7	64.81	67.9	7.6	64.94	68.2
02/17/2017 09:20	7.6	65.52	67.5	64.6	7.6	65.04	69.0	7.7	65.04	68.0	7.6	65.15	68.3
02/17/2017 09:30	7.6	65.78	67.6	64.8	7.6	65.31	69.2	7.7	65.30	68.1	7.6	65.42	68.5
02/17/2017 09:40	7.4	66.00	67.8	65.1	7.5	65.55	69.4	7.6	65.53	68.3	7.5	65.68	68.7
02/17/2017 09:50	7.3	66.85	68.0	65.8	7.3	66.43	69.6	7.4	66.41	68.6	7.4	66.55	68.8
02/17/2017 10:00	7.3	68.61	68.4	67.4	7.3	68.16	70.0	7.4	68.14	68.9	7.4	68.27	69.2

Date/Time	HW5i F	HW5i T	HW5o	HW5i not used	HW6i F	HW6i T	HW6o	HW7i F	HW7i T	HW7o	HW8i F	HW8i T	HW8o
02/17/2017 10:10	7.3	69.91	69.1	68.7	7.3	69.48	70.7	7.4	69.45	69.6	7.4	69.57	69.9
02/17/2017 10:20	7.3	71.04	69.9	69.9	7.3	70.59	71.5	7.4	70.53	70.5	7.4	70.65	70.8
02/17/2017 10:30	7.3	72.03	70.7	70.8	7.3	71.60	72.3	7.4	71.52	71.3	7.4	71.66	71.6
02/17/2017 10:40	7.3	72.93	71.6	71.8	7.3	72.50	73.2	7.4	72.46	72.2	7.4	72.58	72.4
02/17/2017 10:50	7.3	73.83	72.3	72.7	7.3	73.41	73.9	7.4	73.36	73.0	7.4	73.47	73.2
02/17/2017 11:00	7.3	74.69	73.0	73.6	7.3	74.26	74.7	7.4	74.20	73.7	7.4	74.30	73.9
02/17/2017 11:10	7.3	75.43	73.7	74.3	7.3	75.03	75.3	7.4	74.96	74.4	7.4	75.09	74.6
02/17/2017 11:20	7.3	76.20	74.4	75.1	7.3	75.80	76.0	7.4	75.72	75.0	7.4	75.84	75.3
02/17/2017 11:30	7.3	77.00	75.0	75.8	7.3	76.58	76.6	7.4	76.48	75.6	7.4	76.59	75.9
02/17/2017 11:40	7.3	77.74	75.6	76.6	7.3	77.34	77.2	7.4	77.23	76.2	7.4	77.33	76.5
02/17/2017 11:50	7.3	78.45	76.2	77.3	7.3	78.05	77.9	7.4	77.92	76.9	7.4	78.03	77.1
02/17/2017 12:00	7.3	79.16	76.8	77.9	7.3	78.77	78.5	7.4	78.63	77.5	7.4	78.74	77.7
02/17/2017 12:10	7.3	79.74	77.4	78.6	7.3	79.41	79.1	7.4	79.22	78.0	7.4	79.35	78.3
02/17/2017 12:20	7.3	80.23	77.9	79.1	7.3	79.92	79.6	7.4	79.73	78.6	7.4	79.87	78.8
02/17/2017 12:30	7.3	80.92	78.4	79.8	7.3	80.57	80.1	7.4	80.38	79.1	7.4	80.50	79.4
02/17/2017 12:40	7.3	81.42	79.1	80.3	7.4	81.12	80.6	7.4	80.92	79.6	7.4	81.03	79.9
02/17/2017 12:50	7.3	81.92	79.5	80.8	7.4	81.63	81.1	7.4	81.39	80.1	7.4	81.55	80.3
02/17/2017 13:00	7.3	82.41	80.0	81.2	7.4	82.11	81.5	7.4	81.91	80.6	7.4	82.04	80.8
02/17/2017 13:10	7.3	82.86	80.4	81.8	7.3	82.56	82.0	7.4	82.37	81.0	7.5	82.49	81.2
02/17/2017 13:20	7.4	83.21	80.8	82.2	7.4	82.96	82.4	7.4	82.76	81.4	7.5	82.87	81.6
02/17/2017 13:30	7.4	83.70	81.2	82.6	7.4	83.43	82.8	7.4	83.23	81.8	7.5	83.36	82.1
02/17/2017 13:40	7.4	83.98	81.6	83.0	7.4	83.73	83.2	7.4	83.53	82.2	7.5	83.66	82.5
02/17/2017 13:50	7.4	84.39	82.0	83.3	7.4	84.15	83.6	7.4	83.93	82.6	7.5	84.06	82.8
02/17/2017 14:00	7.4	84.72	82.3	83.7	7.4	84.47	83.9	7.4	84.25	82.9	7.5	84.37	83.2
02/17/2017 14:10	7.4	85.05	82.7	84.0	7.4	84.83	84.3	7.5	84.61	83.2	7.5	84.75	83.5
02/17/2017 14:20	7.4	85.30	83.0	84.3	7.4	85.05	84.6	7.4	84.83	83.5	7.5	84.95	83.9
02/17/2017 14:30	7.4	85.64	83.3	84.6	7.4	85.44	84.9	7.4	85.22	83.9	7.5	85.34	84.2
02/17/2017 14:40	7.4	85.92	83.6	84.8	7.4	85.75	85.2	7.4	85.52	84.2	7.5	85.64	84.5
02/17/2017 14:50	7.4	86.12	83.9	85.2	7.4	85.92	85.4	7.4	85.69	84.4	7.5	85.83	84.7
02/17/2017 15:00	7.4	86.42	84.2	85.5	7.4	86.21	85.7	7.5	85.99	84.7	7.5	86.14	85.1
02/17/2017 15:10	7.4	86.68	84.4	85.6	7.4	86.51	86.0	7.4	86.29	85.0	7.5	86.44	85.3
02/17/2017 15:20	7.4	86.87	84.7	85.9	7.4	86.71	86.2	7.4	86.48	85.3	7.5	86.65	85.5
02/17/2017 15:30	7.4	87.02	84.9	86.1	7.4	86.86	86.5	7.4	86.62	85.4	7.5	86.79	85.8
02/17/2017 15:40	7.4	87.19	85.1	86.3	7.4	87.05	86.7	7.5	86.80	85.7	7.5	86.98	86.0
02/17/2017 15:50	7.4	87.33	85.4	86.5	7.4	87.20	86.9	7.5	86.98	85.9	7.5	87.15	86.2
02/17/2017 16:00	7.4	87.47	85.5	86.5	7.4	87.31	87.1	7.5	87.06	86.1	7.5	87.26	86.4
02/17/2017 16:10	7.4	87.51	85.7	86.6	7.4	87.38	87.2	7.5	87.13	86.2	7.5	87.31	86.5
02/17/2017 16:20	7.4	87.64	85.9	86.8	7.4	87.53	87.4	7.5	87.27	86.4	7.5	87.44	86.7
02/17/2017 16:30	7.4	87.72	86.0	86.9	7.4	87.62	87.5	7.5	87.39	86.5	7.5	87.52	86.9
02/17/2017 16:40	7.4	87.80	86.1	86.9	7.4	87.64	87.7	7.5	87.42	86.7	7.5	87.57	87.0
02/17/2017 16:50	7.4	87.84	86.2	87.0	7.4	87.69	87.7	7.4	87.42	86.7	7.5	87.63	87.1
02/17/2017 17:00	7.8	87.83	86.3	87.0	7.8	87.64	87.9	7.8	87.42	86.9	8.2	87.62	87.2
02/17/2017 17:10	7.9	87.78	86.4	87.0	7.9	87.61	88.0	7.9	87.39	86.9	8.2	87.56	87.3
02/17/2017 17:20	7.9	87.71	86.4	86.9	7.9	87.53	88.0	7.9	87.31	87.0	8.2	87.51	87.3
02/17/2017 17:30	7.9	87.55	86.4	86.8	7.9	87.36	88.0	7.9	87.16	87.0	8.2	87.36	87.3
02/17/2017 17:40	7.9	87.41	86.4	86.6	7.8	87.19	88.0	7.9	87.00	87.0	8.2	87.19	87.3
02/17/2017 17:50	7.9	87.21	86.4	86.5	7.9	86.93	87.9	7.9	86.78	87.0	8.2	87.00	87.2
02/17/2017 18:00	7.9	87.03	86.3	86.3	7.9	86.75	87.8	7.9	86.60	86.8	8.1	86.83	87.2
02/17/2017 18:10	7.9	86.86	86.2	86.2	7.9	86.59	87.7	7.9	86.44	86.8	8.1	86.66	87.1
02/17/2017 18:20	7.9	86.72	86.1	86.0	7.9	86.44	87.6	7.9	86.30	86.7	8.1	86.52	87.0
02/17/2017 18:30	7.9	86.56	86.1	85.8	7.9	86.27	87.6	7.9	86.12	86.6	8.1	86.36	86.9
02/17/2017 18:40	7.9	86.45	86.0	85.7	7.9	86.14	87.5	7.9	86.00	86.6	8.1	86.23	86.9
02/17/2017 18:50	7.9	86.31	85.9	85.6	7.8	86.02	87.5	7.8	85.91	86.5	8.1	86.12	86.8
02/17/2017 19:00	7.9	86.16	85.8	85.5	7.9	85.86	87.4	7.8	85.72	86.4	8.1	85.95	86.7
02/17/2017 19:10	7.9	85.98	85.8	85.3	7.8	85.70	87.3	7.8	85.54	86.4	8.1	85.77	86.6

Date/Time	HW5i F	HW5i T	HW5o	HW5i not used	HW6i F	HW6i T	HW6o	HW7i F	HW7i T	HW7o	HW8i F	HW8i T	HW8o
02/17/2017 19:20	7.9	85.77	85.7	85.1	7.9	85.50	87.1	7.8	85.36	86.3	8.1	85.61	86.5
02/17/2017 19:30	7.9	85.63	85.5	84.9	7.9	85.35	87.0	7.8	85.17	86.2	8.1	85.44	86.4
02/17/2017 19:40	7.9	85.46	85.4	84.7	7.9	85.17	87.0	7.8	85.06	86.0	8.1	85.30	86.3
02/17/2017 19:50	7.9	85.34	85.3	84.6	7.8	85.03	86.8	7.9	84.88	85.9	8.1	85.15	86.2
02/17/2017 20:00	7.9	85.19	85.2	84.5	7.9	84.89	86.7	7.8	84.77	85.8	8.1	85.00	86.1
02/17/2017 20:10	7.9	85.02	85.1	84.4	7.9	84.73	86.6	7.8	84.60	85.7	8.1	84.84	86.0
02/17/2017 20:20	7.9	84.88	85.0	84.2	7.9	84.59	86.5	7.8	84.47	85.6	8.1	84.70	85.8
02/17/2017 20:30	7.9	84.65	84.9	84.0	7.8	84.36	86.4	7.8	84.22	85.5	8.1	84.46	85.8
02/17/2017 20:40	7.9	84.43	84.8	83.8	7.9	84.14	86.3	7.8	84.02	85.3	8.1	84.28	85.7
02/17/2017 20:50	7.9	84.25	84.6	83.6	7.8	83.95	86.1	7.8	83.83	85.2	8.1	84.09	85.5
02/17/2017 21:00	7.9	84.04	84.5	83.4	7.9	83.76	86.0	7.8	83.66	85.1	8.1	83.91	85.3
02/17/2017 21:10	7.9	83.88	84.4	83.2	7.8	83.59	85.8	7.8	83.46	85.0	8.1	83.72	85.2
02/17/2017 21:20	7.9	83.66	84.2	83.1	7.8	83.40	85.7	7.8	83.28	84.8	8.1	83.54	85.1
02/17/2017 21:30	7.9	83.51	84.1	82.9	7.9	83.22	85.6	7.8	83.09	84.7	8.1	83.35	84.9
02/17/2017 21:40	7.9	83.33	84.0	82.7	7.8	83.06	85.5	7.8	82.94	84.6	8.1	83.19	84.8
02/17/2017 21:50	7.9	83.16	83.8	82.6	7.8	82.88	85.3	7.8	82.76	84.4	8.1	83.02	84.7
02/17/2017 22:00	7.9	83.00	83.7	82.4	7.9	82.73	85.2	7.8	82.61	84.3	8.1	82.89	84.6
02/17/2017 22:10	7.9	82.88	83.5	82.2	7.8	82.56	85.0	7.8	82.46	84.2	8.1	82.72	84.4
02/17/2017 22:20	7.9	82.72	83.4	82.1	7.8	82.42	84.9	7.8	82.29	84.0	8.1	82.56	84.3
02/17/2017 22:30	7.9	82.56	83.3	81.9	7.9	82.26	84.8	7.8	82.16	83.9	8.1	82.42	84.2
02/17/2017 22:40	7.9	82.43	83.2	81.8	7.9	82.13	84.7	7.8	82.00	83.8	8.1	82.28	84.1
02/17/2017 22:50	7.9	82.28	83.1	81.6	7.8	81.99	84.5	7.8	81.86	83.7	8.1	82.14	83.9
02/17/2017 23:00	7.9	82.15	83.0	81.5	7.9	81.86	84.4	7.8	81.70	83.6	8.1	82.01	83.9
02/17/2017 23:10	7.9	82.06	82.9	81.4	7.9	81.78	84.3	7.8	81.59	83.5	8.1	81.90	83.7
02/17/2017 23:20	7.9	81.98	82.8	81.4	7.9	81.69	84.2	7.8	81.51	83.4	8.1	81.82	83.7
02/17/2017 23:30	7.9	81.78	82.6	81.1	7.8	81.49	84.1	7.8	81.31	83.3	8.1	81.61	83.6
02/17/2017 23:40	7.9	81.63	82.6	81.0	7.9	81.35	84.0	7.8	81.16	83.2	8.1	81.45	83.4
02/17/2017 23:50	7.9	81.48	82.4	80.8	7.8	81.19	83.9	7.8	81.03	83.1	8.1	81.30	83.3
02/18/2017 00:00	7.9	81.31	82.3	80.7	7.9	81.03	83.9	7.8	80.86	82.9	8.1	81.13	83.2
02/18/2017 00:10	7.9	81.16	82.2	80.5	7.8	80.88	83.7	7.8	80.72	82.9	8.1	81.00	83.1
02/18/2017 00:20	7.9	81.03	82.1	80.4	7.9	80.72	83.6	7.8	80.57	82.7	8.1	80.84	82.9
02/18/2017 00:30	7.9	80.89	81.9	80.3	7.9	80.61	83.4	7.8	80.43	82.6	8.1	80.72	82.8
02/18/2017 00:40	7.9	80.78	81.9	80.2	7.9	80.50	83.3	7.8	80.36	82.5	8.1	80.64	82.7
02/18/2017 00:50	7.9	80.72	81.8	80.0	7.8	80.41	83.3	7.8	80.25	82.4	8.1	80.52	82.6
02/18/2017 01:00	7.9	80.63	81.7	80.0	7.8	80.33	83.2	7.8	80.17	82.3	8.1	80.44	82.6
02/18/2017 01:10	7.9	80.54	81.6	79.9	7.8	80.25	83.1	7.8	80.13	82.2	8.0	80.35	82.5
02/18/2017 01:20	7.9	80.49	81.6	79.8	7.8	80.22	83.0	7.8	80.08	82.2	8.1	80.33	82.5
02/18/2017 01:30	7.9	80.44	81.5	79.8	7.8	80.19	82.9	7.8	80.03	82.1	8.1	80.32	82.3
02/18/2017 01:40	7.9	80.32	81.4	79.7	7.9	80.05	82.9	7.8	79.92	82.0	8.1	80.18	82.3
02/18/2017 01:50	7.9	80.20	81.4	79.6	7.9	79.95	82.8	7.8	79.77	82.0	8.1	80.05	82.2
02/18/2017 02:00	7.9	80.14	81.3	79.5	7.8	79.89	82.7	7.8	79.73	81.9	8.1	80.02	82.2
02/18/2017 02:10	7.9	80.03	81.2	79.4	7.9	79.78	82.7	7.8	79.64	81.8	8.1	79.91	82.1
02/18/2017 02:20	7.9	79.94	81.2	79.3	7.8	79.68	82.6	7.8	79.54	81.8	8.1	79.83	82.0
02/18/2017 02:30	7.9	79.92	81.0	79.3	7.8	79.64	82.6	7.8	79.51	81.6	8.1	79.78	82.0
02/18/2017 02:40	7.9	79.85	81.0	79.2	7.8	79.60	82.5	7.8	79.43	81.6	8.1	79.70	81.8
02/18/2017 02:50	7.9	79.80	81.0	79.2	7.9	79.54	82.4	7.8	79.42	81.6	8.1	79.63	81.8
02/18/2017 03:00	7.9	79.69	80.9	79.1	7.8	79.47	82.4	7.8	79.32	81.5	8.1	79.60	81.8
02/18/2017 03:10	7.9	79.56	80.9	78.9	7.8	79.33	82.3	7.8	79.17	81.4	8.1	79.44	81.7
02/18/2017 03:20	7.9	79.41	80.8	78.8	7.8	79.15	82.2	7.8	79.00	81.3	8.1	79.28	81.6
02/18/2017 03:30	7.9	79.27	80.6	78.6	7.8	78.93	82.1	7.8	78.81	81.3	8.1	79.08	81.6
02/18/2017 03:40	7.9	79.19	80.6	78.5	7.8	78.89	82.0	7.8	78.75	81.2	8.1	79.04	81.4
02/18/2017 03:50	7.9	79.09	80.5	78.5	7.8	78.79	81.9	7.8	78.68	81.1	8.0	78.96	81.3
02/18/2017 04:00	7.9	78.94	80.4	78.4	7.8	78.63	81.8	7.8	78.53	81.0	8.1	78.79	81.2
02/18/2017 04:10	7.9	78.83	80.3	78.2	7.8	78.51	81.8	7.8	78.38	80.9	8.0	78.64	81.1
02/18/2017 04:20	7.9	78.72	80.2	78.1	7.8	78.42	81.7	7.8	78.33	80.8	8.1	78.53	81.0

Date/Time	HW5i F	HW5i T	HW5o	HW5i not used	HW6i F	HW6i T	HW6o	HW7i F	HW7i T	HW7o	HW8i F	HW8i T	HW8o
02/18/2017 04:30	7.9	78.53	80.1	77.9	7.8	78.23	81.6	7.8	78.12	80.7	8.0	78.37	80.9
02/18/2017 04:40	7.9	78.31	80.0	77.7	7.8	77.98	81.5	7.8	77.89	80.6	8.0	78.17	80.8
02/18/2017 04:50	7.9	78.22	79.9	77.6	7.8	77.86	81.3	7.8	77.81	80.4	8.0	78.05	80.7
02/18/2017 05:00	7.9	78.22	79.8	77.5	7.8	77.85	81.3	7.8	77.77	80.3	8.0	78.04	80.6
02/18/2017 05:10	7.9	78.19	79.6	77.6	7.8	77.84	81.2	7.8	77.77	80.3	8.0	78.02	80.5
02/18/2017 05:20	7.9	78.13	79.6	77.5	7.8	77.83	81.1	7.8	77.72	80.2	8.0	78.00	80.4
02/18/2017 05:30	7.9	78.12	79.6	77.5	7.8	77.83	81.0	7.8	77.65	80.2	8.0	77.92	80.4
02/18/2017 05:40	7.9	78.13	79.5	77.5	7.8	77.83	81.0	7.8	77.72	80.2	8.0	77.93	80.4
02/18/2017 05:50	7.9	78.13	79.5	77.5	7.8	77.83	81.0	7.8	77.72	80.1	8.0	77.95	80.3
02/18/2017 06:00	7.9	78.06	79.5	77.5	7.8	77.78	80.9	7.8	77.66	80.1	8.0	77.93	80.3
02/18/2017 06:10	7.9	77.99	79.4	77.4	7.8	77.71	80.9	7.8	77.63	80.1	8.0	77.86	80.3
02/18/2017 06:20	7.9	77.88	79.4	77.4	7.8	77.61	80.8	7.8	77.53	80.0	8.0	77.79	80.2
02/18/2017 06:30	7.9	77.80	79.4	77.2	7.8	77.50	80.8	7.8	77.40	79.9	8.0	77.69	80.2
02/18/2017 06:40	7.9	77.66	79.3	77.1	7.8	77.38	80.7	7.8	77.27	79.9	8.0	77.56	80.1
02/18/2017 06:50	7.9	77.54	79.2	77.0	7.8	77.27	80.7	7.8	77.18	79.8	8.0	77.45	80.0
02/18/2017 07:00	7.9	77.51	79.1	76.9	7.8	77.20	80.5	7.8	77.12	79.7	8.0	77.40	80.0
02/18/2017 07:10	7.9	77.37	79.0	76.8	7.8	77.09	80.5	7.8	76.97	79.7	8.1	77.24	79.9
02/18/2017 07:20	7.9	77.29	78.9	76.7	7.8	77.01	80.4	7.8	76.92	79.6	8.0	77.13	79.8
02/18/2017 07:30	7.9	77.19	78.8	76.7	7.8	76.92	80.3	7.8	76.84	79.5	8.0	77.10	79.7
02/18/2017 07:40	7.9	77.13	78.8	76.6	7.8	76.86	80.3	7.8	76.77	79.4	8.0	77.04	79.7
02/18/2017 07:50	7.9	77.13	78.8	76.5	7.8	76.80	80.2	7.8	76.72	79.4	8.0	77.00	79.6
02/18/2017 08:00	7.9	77.09	78.8	76.5	7.8	76.73	80.1	7.8	76.68	79.3	8.0	76.92	79.5
02/18/2017 08:10	7.9	77.05	78.6	76.4	7.8	76.72	80.0	7.8	76.63	79.2	8.0	76.91	79.5
02/18/2017 08:20	7.9	77.04	78.6	76.4	7.8	76.72	80.0	7.8	76.62	79.2	8.0	76.88	79.4
02/18/2017 08:30	7.9	77.03	78.6	76.4	7.8	76.72	80.0	7.8	76.63	79.2	8.0	76.88	79.4
02/18/2017 08:40	7.9	77.06	78.6	76.4	7.8	76.73	80.0	7.8	76.64	79.2	8.0	76.91	79.4
02/18/2017 08:50	7.9	77.12	78.6	76.5	7.8	76.79	80.0	7.8	76.72	79.2	8.0	76.92	79.4
02/18/2017 09:00	7.9	77.11	78.5	76.5	7.8	76.76	79.9	7.8	76.68	79.2	8.0	76.94	79.4
02/18/2017 09:10	7.9	77.15	78.5	76.5	7.8	76.85	80.0	7.8	76.75	79.1	8.0	76.98	79.4
02/18/2017 09:20	7.9	77.27	78.6	76.6	7.8	76.95	80.0	7.8	76.87	79.1	8.0	77.10	79.4
02/18/2017 09:30	7.9	77.36	78.6	76.7	7.8	77.06	80.0	7.8	76.92	79.2	8.0	77.16	79.4
02/18/2017 09:40	7.9	77.44	78.6	76.7	7.8	77.12	80.1	7.8	77.00	79.2	8.0	77.23	79.5
02/18/2017 09:50	7.9	77.51	78.7	76.8	7.8	77.15	80.1	7.8	77.06	79.3	8.0	77.31	79.5
02/18/2017 10:00	7.9	77.59	78.7	76.9	7.8	77.29	80.1	7.8	77.19	79.4	8.0	77.42	79.5
02/18/2017 10:10	7.9	77.74	78.8	77.0	7.8	77.42	80.2	7.8	77.28	79.4	8.0	77.53	79.6
02/18/2017 10:20	7.9	77.84	78.9	77.1	7.8	77.52	80.3	7.8	77.39	79.4	8.0	77.62	79.7
02/18/2017 10:30	7.9	77.99	78.9	77.2	7.8	77.65	80.3	7.8	77.56	79.5	8.0	77.79	79.7
02/18/2017 10:40	7.9	78.12	79.0	77.3	7.8	77.78	80.4	7.8	77.67	79.6	8.0	77.87	79.8
02/18/2017 10:50	7.9	78.28	79.1	77.4	7.8	77.93	80.5	7.8	77.83	79.7	8.0	78.03	79.8
02/18/2017 11:00	7.9	78.54	79.2	77.7	7.8	78.19	80.7	7.8	78.06	79.8	8.0	78.26	80.0
02/18/2017 11:10	7.9	78.75	79.3	77.9	7.8	78.40	80.8	7.8	78.28	79.9	8.0	78.45	80.2
02/18/2017 11:20	7.9	78.94	79.5	78.1	7.8	78.56	80.9	7.8	78.44	80.1	8.0	78.64	80.3
02/18/2017 11:30	7.9	79.06	79.5	78.2	7.8	78.70	81.0	7.8	78.59	80.2	8.0	78.78	80.4
02/18/2017 11:40	7.9	79.09	79.7	78.2	7.8	78.75	81.1	7.8	78.63	80.3	8.0	78.85	80.5
02/18/2017 11:50	7.9	79.13	79.8	78.3	7.8	78.82	81.2	7.8	78.66	80.4	8.0	78.92	80.6
02/18/2017 12:00	7.9	79.17	79.9	78.4	7.8	78.85	81.3	7.8	78.69	80.5	8.0	78.93	80.7
02/18/2017 12:10	7.9	79.28	79.9	78.5	7.9	78.94	81.4	7.8	78.81	80.5	8.0	79.04	80.8
02/18/2017 12:20	7.9	79.40	80.0	78.6	7.8	79.07	81.4	7.8	78.95	80.6	8.0	79.17	80.8
02/18/2017 12:30	7.9	79.50	80.1	78.7	7.9	79.20	81.5	7.8	79.04	80.7	8.0	79.27	80.9
02/18/2017 12:40	7.9	79.52	80.1	78.8	7.9	79.22	81.6	7.8	79.06	80.7	8.0	79.29	81.0
02/18/2017 12:50	7.9	79.44	80.2	78.8	7.9	79.15	81.6	7.8	79.03	80.8	8.0	79.25	81.1
02/18/2017 13:00	7.9	79.42	80.3	78.7	7.8	79.09	81.7	7.8	78.98	80.9	8.0	79.22	81.0
02/18/2017 13:10	7.9	79.38	80.3	78.7	7.9	79.05	81.7	7.8	78.94	80.9	8.1	79.16	81.1
02/18/2017 13:20	7.9	79.36	80.2	78.6	7.9	79.05	81.7	7.8	78.94	80.9	8.0	79.17	81.0
02/18/2017 13:30	7.9	79.34	80.2	78.6	7.9	79.02	81.7	7.8	78.90	80.9	8.0	79.15	81.1

Date/Time	HW5i F	HW5i T	HW5o	HW5i not used	HW6i F	HW6i T	HW6o	HW7i F	HW7i T	HW7o	HW8i F	HW8i T	HW8o
02/18/2017 13:40	7.9	79.33	80.2	78.6	7.9	78.92	81.7	7.8	78.83	80.9	8.0	79.08	81.1
02/18/2017 13:50	7.9	79.31	80.2	78.6	7.9	78.93	81.7	7.8	78.83	80.9	8.0	79.04	81.1
02/18/2017 14:00	7.9	79.27	80.2	78.5	7.9	78.92	81.7	7.8	78.80	80.9	8.0	79.03	81.0
02/18/2017 14:10	7.9	79.25	80.2	78.5	7.9	78.92	81.6	7.8	78.77	80.8	8.0	79.03	81.0
02/18/2017 14:20	7.9	79.31	80.2	78.5	7.9	78.92	81.6	7.8	78.83	80.8	8.0	79.04	81.0
02/18/2017 14:30	7.9	79.30	80.2	78.6	7.9	78.93	81.6	7.8	78.82	80.8	8.0	79.06	81.0
02/18/2017 14:40	7.9	79.33	80.2	78.6	7.9	78.95	81.7	7.8	78.83	80.8	8.0	79.10	81.0
02/18/2017 14:50	7.9	79.39	80.2	78.6	7.9	79.09	81.7	7.8	78.95	80.8	8.0	79.20	81.0
02/18/2017 15:00	7.9	79.50	80.2	78.8	7.9	79.24	81.7	7.8	79.06	80.9	8.1	79.31	81.1
02/18/2017 15:10	7.9	79.60	80.3	78.8	7.9	79.33	81.7	7.8	79.14	80.9	8.0	79.39	81.1
02/18/2017 15:20	7.9	79.63	80.4	78.9	7.9	79.42	81.8	7.8	79.22	81.0	8.0	79.45	81.2
02/18/2017 15:30	7.9	79.66	80.4	78.9	7.9	79.40	81.8	7.8	79.24	81.0	8.1	79.48	81.3
02/18/2017 15:40	7.9	79.71	80.5	78.9	7.9	79.43	81.9	7.8	79.30	81.1	8.1	79.53	81.3
02/18/2017 15:50	7.9	79.72	80.5	79.0	7.9	79.47	81.9	7.8	79.32	81.1	8.1	79.58	81.3
02/18/2017 16:00	7.9	79.70	80.6	79.1	7.9	79.44	82.0	7.8	79.30	81.2	8.1	79.53	81.4
02/18/2017 16:10	7.9	79.71	80.6	79.1	7.9	79.42	82.0	7.8	79.31	81.2	8.0	79.53	81.4
02/18/2017 16:20	7.9	79.68	80.6	79.0	7.9	79.42	82.0	7.8	79.29	81.2	8.0	79.53	81.4
02/18/2017 16:30	7.9	79.63	80.6	78.9	7.9	79.34	82.0	7.8	79.22	81.2	8.0	79.43	81.4
02/18/2017 16:40	7.9	79.62	80.6	78.9	7.9	79.33	82.0	7.8	79.14	81.2	8.0	79.42	81.4
02/18/2017 16:50	7.9	79.56	80.6	78.9	7.9	79.32	82.0	7.8	79.12	81.2	8.0	79.39	81.4
02/18/2017 17:00	7.9	79.45	80.6	78.8	7.9	79.17	82.0	7.8	79.02	81.2	8.0	79.28	81.4
02/18/2017 17:10	7.9	79.39	80.5	78.7	7.9	79.08	81.9	7.8	78.94	81.1	8.0	79.22	81.3
02/18/2017 17:20	7.9	79.33	80.5	78.6	7.9	79.03	81.8	7.8	78.91	81.1	8.1	79.13	81.3
02/18/2017 17:30	7.9	79.33	80.4	78.6	7.9	79.02	81.8	7.8	78.91	81.0	8.0	79.15	81.2
02/18/2017 17:40	7.9	79.29	80.4	78.6	7.9	78.96	81.8	7.8	78.83	81.0	8.0	79.11	81.2
02/18/2017 17:50	7.9	79.22	80.4	78.5	7.9	78.92	81.8	7.8	78.75	81.0	8.1	79.03	81.2
02/18/2017 18:00	7.9	79.14	80.3	78.5	7.9	78.86	81.8	7.8	78.71	80.9	8.0	78.98	81.1
02/18/2017 18:10	7.9	79.06	80.3	78.4	7.9	78.77	81.7	7.8	78.63	80.9	8.0	78.92	81.1
02/18/2017 18:20	7.9	78.95	80.2	78.4	7.9	78.68	81.7	7.8	78.55	80.9	8.0	78.81	81.0
02/18/2017 18:30	7.9	78.84	80.2	78.2	7.9	78.53	81.6	7.8	78.42	80.7	8.0	78.69	81.0
02/18/2017 18:40	7.9	78.67	80.1	78.1	7.9	78.42	81.5	7.8	78.29	80.7	8.0	78.56	81.0
02/18/2017 18:50	7.9	78.56	80.0	78.0	7.9	78.27	81.5	7.8	78.14	80.6	8.0	78.43	80.9
02/18/2017 19:00	7.9	78.46	80.0	77.8	7.9	78.18	81.4	7.8	78.03	80.5	8.0	78.30	80.8
02/18/2017 19:10	7.9	78.29	79.8	77.7	7.9	78.02	81.3	7.8	77.89	80.4	8.0	78.18	80.7
02/18/2017 19:20	7.9	78.19	79.8	77.6	7.9	77.88	81.2	7.8	77.78	80.4	8.0	78.04	80.6
02/18/2017 19:30	7.9	78.10	79.7	77.5	7.8	77.82	81.1	7.8	77.69	80.3	8.0	77.96	80.5
02/18/2017 19:40	7.9	77.97	79.6	77.4	7.9	77.69	81.0	7.8	77.61	80.2	8.0	77.84	80.4
02/18/2017 19:50	7.9	77.86	79.5	77.3	7.9	77.56	80.9	7.8	77.47	80.1	8.0	77.76	80.3
02/18/2017 20:00	7.9	77.76	79.4	77.1	7.8	77.48	80.8	7.8	77.35	80.0	8.0	77.62	80.2
02/18/2017 20:10	7.9	77.64	79.4	77.1	7.8	77.36	80.7	7.8	77.24	80.0	8.0	77.52	80.1
02/18/2017 20:20	7.9	77.51	79.2	76.9	7.8	77.22	80.6	7.8	77.11	79.8	8.0	77.39	80.1
02/18/2017 20:30	7.9	77.37	79.1	76.8	7.9	77.11	80.5	7.8	76.93	79.7	8.0	77.22	80.0
02/18/2017 20:40	7.9	77.24	79.0	76.7	7.9	76.95	80.4	7.8	76.85	79.6	8.0	77.13	79.9
02/18/2017 20:50	7.9	77.14	78.9	76.6	7.8	76.87	80.3	7.8	76.76	79.5	8.0	77.06	79.8
02/18/2017 21:00	7.9	77.07	78.8	76.4	7.9	76.75	80.3	7.8	76.65	79.5	8.0	76.94	79.7
02/18/2017 21:10	7.9	76.98	78.8	76.4	7.9	76.70	80.2	7.8	76.58	79.4	8.0	76.86	79.6
02/18/2017 21:20	7.9	76.86	78.7	76.4	7.9	76.59	80.0	7.8	76.48	79.3	8.0	76.75	79.5
02/18/2017 21:30	7.9	76.82	78.6	76.2	7.8	76.52	80.0	7.8	76.42	79.2	8.0	76.68	79.5
02/18/2017 21:40	7.9	76.73	78.5	76.1	7.8	76.43	79.9	7.8	76.32	79.1	8.0	76.59	79.4
02/18/2017 21:50	7.9	76.63	78.5	76.1	7.9	76.34	79.8	7.8	76.22	79.1	8.0	76.49	79.3
02/18/2017 22:00	7.9	76.53	78.4	76.0	7.8	76.25	79.8	7.8	76.20	79.0	8.0	76.42	79.2
02/18/2017 22:10	7.9	76.45	78.3	75.9	7.8	76.18	79.7	7.8	76.09	78.9	8.0	76.38	79.1
02/18/2017 22:20	7.9	76.35	78.2	75.8	7.8	76.04	79.6	7.8	75.95	78.8	8.0	76.22	79.1
02/18/2017 22:30	7.9	76.22	78.2	75.7	7.8	75.95	79.5	7.8	75.83	78.8	8.0	76.13	79.0
02/18/2017 22:40	7.9	76.17	78.0	75.6	7.8	75.87	79.5	7.8	75.81	78.7	8.0	76.08	78.9

Date/Time	HW5i F	HW5i T	HW5o	HW5i not used	HW6i F	HW6i T	HW6o	HW7i F	HW7i T	HW7o	HW8i F	HW8i T	HW8o
02/18/2017 22:50	7.9	76.09	78.0	75.5	7.8	75.79	79.4	7.8	75.70	78.6	8.0	75.98	78.9
02/18/2017 23:00	7.9	76.02	78.0	75.4	7.8	75.72	79.3	7.8	75.61	78.5	8.0	75.87	78.8
02/18/2017 23:10	7.9	75.92	77.9	75.4	7.9	75.66	79.3	7.8	75.52	78.5	8.0	75.81	78.7
02/18/2017 23:20	7.9	75.84	77.8	75.3	7.9	75.56	79.3	7.8	75.48	78.4	8.0	75.74	78.6
02/18/2017 23:30	7.9	75.75	77.7	75.2	7.8	75.47	79.1	7.8	75.39	78.3	8.0	75.67	78.6
02/18/2017 23:40	7.9	75.69	77.7	75.1	7.8	75.36	79.0	7.8	75.29	78.3	8.0	75.58	78.5
02/18/2017 23:50	7.9	75.55	77.6	75.0	7.8	75.27	79.0	7.8	75.15	78.2	8.0	75.45	78.4
02/19/2017 00:00	7.9	75.44	77.5	74.9	7.8	75.14	78.9	7.8	75.08	78.2	8.0	75.35	78.4
02/19/2017 00:10	7.9	75.36	77.4	74.8	7.8	75.04	78.8	7.8	74.97	78.0	8.0	75.24	78.3
02/19/2017 00:20	7.9	75.24	77.3	74.7	7.8	74.95	78.7	7.8	74.85	78.0	8.0	75.11	78.2
02/19/2017 00:30	7.9	75.14	77.3	74.6	7.8	74.84	78.6	7.8	74.76	77.9	8.0	75.04	78.1
02/19/2017 00:40	7.9	75.03	77.1	74.5	7.8	74.75	78.6	7.8	74.67	77.8	8.0	74.95	78.0
02/19/2017 00:50	7.9	74.95	77.1	74.4	7.8	74.64	78.5	7.8	74.59	77.7	8.0	74.86	77.9
02/19/2017 01:00	7.8	74.89	77.0	74.3	7.8	74.61	78.4	7.8	74.51	77.7	8.0	74.78	77.8
02/19/2017 01:10	7.8	74.77	76.9	74.2	7.8	74.46	78.3	7.8	74.39	77.6	8.0	74.67	77.8
02/19/2017 01:20	7.9	74.61	76.9	74.1	7.8	74.29	78.2	7.8	74.22	77.5	8.0	74.48	77.7
02/19/2017 01:30	7.8	74.48	76.8	74.0	7.8	74.19	78.1	7.8	74.09	77.3	8.0	74.36	77.6
02/19/2017 01:40	7.9	74.36	76.7	73.9	7.8	74.03	78.1	7.8	74.00	77.3	8.0	74.25	77.5
02/19/2017 01:50	7.8	74.22	76.5	73.7	7.8	73.92	77.9	7.8	73.81	77.2	8.0	74.06	77.3
02/19/2017 02:00	7.8	74.09	76.5	73.5	7.8	73.80	77.9	7.8	73.72	77.0	8.0	74.00	77.3
02/19/2017 02:10	7.9	74.03	76.3	73.5	7.8	73.72	77.7	7.8	73.67	77.0	8.0	73.93	77.2
02/19/2017 02:20	7.8	73.98	76.3	73.4	7.8	73.64	77.7	7.8	73.58	76.9	8.0	73.84	77.1
02/19/2017 02:30	7.8	73.92	76.2	73.4	7.8	73.63	77.6	7.8	73.53	76.8	8.0	73.79	77.0
02/19/2017 02:40	7.9	73.92	76.1	73.3	7.8	73.57	77.5	7.8	73.51	76.7	8.0	73.72	76.9
02/19/2017 02:50	7.8	73.80	76.1	73.2	7.8	73.47	77.4	7.8	73.38	76.7	8.0	73.66	76.9
02/19/2017 03:00	7.8	73.76	76.0	73.2	7.8	73.44	77.4	7.8	73.34	76.6	8.0	73.61	76.8
02/19/2017 03:10	7.8	73.63	76.0	73.1	7.8	73.31	77.3	7.8	73.25	76.5	8.0	73.50	76.7
02/19/2017 03:20	7.8	73.53	75.9	72.9	7.8	73.22	77.3	7.8	73.13	76.5	8.0	73.42	76.7
02/19/2017 03:30	7.8	73.49	75.8	72.9	7.8	73.19	77.2	7.8	73.08	76.4	8.0	73.34	76.6
02/19/2017 03:40	7.8	73.41	75.7	72.8	7.8	73.13	77.1	7.8	73.02	76.3	8.0	73.31	76.5
02/19/2017 03:50	7.8	73.33	75.7	72.8	7.8	73.04	77.1	7.8	72.97	76.3	8.0	73.23	76.4
02/19/2017 04:00	7.8	73.24	75.6	72.7	7.8	72.93	77.0	7.8	72.85	76.2	8.0	73.10	76.4
02/19/2017 04:10	7.8	73.08	75.6	72.5	7.8	72.80	76.9	7.8	72.69	76.2	8.0	72.97	76.3
02/19/2017 04:20	7.8	73.01	75.5	72.4	7.8	72.67	76.9	7.8	72.62	76.1	8.0	72.84	76.2
02/19/2017 04:30	7.8	72.89	75.3	72.3	7.8	72.59	76.7	7.8	72.50	76.0	8.0	72.79	76.1
02/19/2017 04:40	7.8	72.77	75.2	72.2	7.8	72.47	76.6	7.8	72.36	75.9	8.0	72.61	76.0
02/19/2017 04:50	7.8	72.61	75.2	72.1	7.8	72.29	76.6	7.8	72.22	75.8	8.0	72.48	76.0
02/19/2017 05:00	7.8	72.53	75.1	72.0	7.8	72.22	76.4	7.8	72.14	75.7	8.0	72.40	75.8
02/19/2017 05:10	7.8	72.43	75.0	71.9	7.8	72.15	76.3	7.8	72.03	75.6	8.0	72.32	75.7
02/19/2017 05:20	7.8	72.37	74.9	71.8	7.8	72.07	76.3	7.8	71.93	75.5	8.0	72.22	75.6
02/19/2017 05:30	7.8	72.30	74.8	71.7	7.8	72.02	76.1	7.8	71.91	75.4	8.0	72.18	75.6
02/19/2017 05:40	7.8	72.27	74.7	71.7	7.8	71.97	76.1	7.8	71.87	75.4	8.0	72.17	75.5
02/19/2017 05:50	7.8	72.16	74.6	71.6	7.8	71.89	76.1	7.8	71.75	75.3	8.0	72.08	75.5
02/19/2017 06:00	7.8	72.03	74.6	71.5	7.8	71.74	76.0	7.8	71.60	75.2	8.0	71.92	75.4
02/19/2017 06:10	7.8	71.92	74.6	71.4	7.8	71.67	75.9	7.8	71.53	75.1	8.0	71.83	75.3
02/19/2017 06:20	7.8	71.91	74.5	71.3	7.8	71.57	75.8	7.8	71.50	75.1	8.0	71.81	75.3
02/19/2017 06:30	7.8	71.82	74.4	71.3	7.8	71.51	75.8	7.8	71.38	75.0	8.0	71.70	75.1
02/19/2017 06:40	7.8	71.70	74.3	71.2	7.8	71.40	75.7	7.8	71.27	74.9	8.0	71.58	75.1
02/19/2017 06:50	7.8	71.57	74.3	71.1	7.8	71.27	75.6	7.8	71.19	74.8	8.0	71.46	75.0
02/19/2017 07:00	7.8	71.49	74.2	71.0	7.8	71.19	75.5	7.8	71.06	74.8	8.0	71.31	74.9
02/19/2017 07:10	7.8	71.34	74.1	70.8	7.8	71.04	75.4	7.8	70.94	74.7	8.0	71.22	74.9
02/19/2017 07:20	7.8	71.32	74.0	70.7	7.8	70.94	75.4	7.8	70.90	74.6	8.0	71.14	74.7
02/19/2017 07:30	7.8	71.33	73.9	70.7	7.8	70.91	75.2	7.8	70.83	74.5	8.0	71.06	74.7
02/19/2017 07:40	7.8	71.25	73.8	70.6	7.8	70.81	75.2	7.8	70.72	74.4	8.0	70.96	74.5
02/19/2017 07:50	7.8	71.08	73.8	70.4	7.8	70.61	75.1	7.8	70.56	74.3	8.0	70.79	74.5

Date/Time	HW5i F	HW5i T	HW5o	HW5i not used	HW6i F	HW6i T	HW6o	HW7i F	HW7i T	HW7o	HW8i F	HW8i T	HW8o
02/19/2017 08:00	7.8	70.89	73.7	70.3	7.8	70.46	75.0	7.8	70.43	74.3	8.0	70.66	74.4
02/19/2017 08:10	7.8	70.82	73.5	70.2	7.8	70.42	74.9	7.8	70.33	74.1	8.0	70.57	74.3
02/19/2017 08:20	7.8	70.83	73.4	70.2	7.8	70.42	74.8	7.8	70.33	74.1	8.0	70.55	74.2
02/19/2017 08:30	7.8	70.96	73.3	70.2	7.8	70.47	74.7	7.8	70.42	74.0	8.0	70.62	74.1
02/19/2017 08:40	7.8	71.13	73.3	70.2	7.8	70.55	74.7	7.8	70.53	74.0	8.0	70.68	74.1
02/19/2017 08:50	7.8	71.31	73.4	70.4	7.8	70.77	74.7	7.8	70.72	74.0	8.0	70.84	74.1
02/19/2017 09:00	7.8	71.53	73.5	70.6	7.8	70.96	74.7	7.8	70.95	74.0	8.0	71.07	74.2
02/19/2017 09:10	7.8	71.76	73.5	70.8	7.8	71.18	74.8	7.8	71.15	74.1	8.0	71.25	74.2
02/19/2017 09:20	7.8	72.00	73.6	70.9	7.8	71.41	74.9	7.8	71.37	74.2	8.0	71.49	74.3
02/19/2017 09:30	7.8	72.29	73.7	71.2	7.8	71.68	75.1	7.8	71.65	74.3	8.0	71.78	74.5
02/19/2017 09:40	7.8	72.56	73.9	71.5	7.8	71.97	75.3	7.8	71.96	74.5	8.0	72.07	74.6
02/19/2017 09:50	7.8	72.91	74.0	71.8	7.8	72.28	75.4	7.8	72.28	74.7	8.0	72.36	74.8
02/19/2017 10:00	7.8	73.30	74.2	72.1	7.8	72.67	75.6	7.8	72.68	74.9	8.0	72.77	75.0
02/19/2017 10:10	7.8	73.66	74.4	72.5	7.8	73.05	75.8	7.8	73.05	75.1	8.0	73.13	75.3
02/19/2017 10:20	7.8	74.02	74.7	72.9	7.8	73.47	76.1	7.8	73.42	75.3	8.0	73.50	75.5
02/19/2017 10:30	7.8	74.44	75.0	73.2	7.8	73.85	76.3	7.8	73.82	75.6	8.0	73.87	75.8
02/19/2017 10:40	7.8	74.91	75.3	73.6	7.8	74.34	76.6	7.8	74.29	75.9	8.0	74.32	76.1
02/19/2017 10:50	7.8	75.31	75.5	74.0	7.8	74.74	76.9	7.8	74.66	76.2	8.0	74.72	76.4
02/19/2017 11:00	7.8	75.76	75.8	74.4	7.8	75.21	77.2	7.8	75.14	76.4	8.0	75.18	76.7
02/19/2017 11:10	7.8	76.20	76.1	74.8	7.8	75.67	77.5	7.8	75.58	76.7	8.0	75.62	76.9
02/19/2017 11:20	7.8	76.61	76.4	75.2	7.8	76.09	77.8	7.8	75.97	77.1	8.0	76.02	77.3
02/19/2017 11:30	7.8	77.08	76.8	75.7	7.8	76.65	78.2	7.8	76.50	77.4	8.0	76.55	77.6
02/19/2017 11:40	7.8	77.47	77.1	76.2	7.8	77.11	78.5	7.8	76.94	77.7	8.0	77.01	78.0
02/19/2017 11:50	7.8	77.85	77.5	76.6	7.8	77.47	78.8	7.8	77.28	78.1	8.0	77.36	78.3
02/19/2017 12:00	7.9	78.31	77.8	77.0	7.8	77.89	79.2	7.8	77.74	78.5	8.0	77.78	78.6
02/19/2017 12:10	7.8	78.73	78.2	77.4	7.9	78.37	79.5	7.8	78.17	78.8	8.0	78.22	79.0
02/19/2017 12:20	7.9	79.09	78.5	77.8	7.9	78.77	79.8	7.8	78.57	79.1	8.0	78.62	79.3
02/19/2017 12:30	7.9	79.50	78.8	78.2	7.9	79.26	80.1	7.8	78.99	79.4	8.0	79.06	79.6
02/19/2017 12:40	7.9	79.82	79.1	78.6	7.9	79.63	80.5	7.8	79.34	79.7	8.0	79.46	80.0
02/19/2017 12:50	7.9	80.18	79.5	79.0	7.9	80.01	80.8	7.8	79.69	80.1	8.0	79.83	80.3
02/19/2017 13:00	7.9	80.56	79.8	79.4	7.9	80.37	81.1	7.8	80.06	80.4	8.0	80.16	80.6
02/19/2017 13:10	7.9	80.97	80.1	79.8	7.9	80.81	81.4	7.8	80.45	80.7	8.0	80.58	80.9
02/19/2017 13:20	7.9	81.26	80.4	80.1	7.9	81.09	81.8	7.8	80.76	81.0	8.0	80.87	81.2
02/19/2017 13:30	7.9	81.60	80.7	80.4	7.9	81.46	82.0	7.8	81.11	81.3	8.0	81.23	81.5
02/19/2017 13:40	7.9	81.89	80.9	80.8	7.9	81.76	82.3	7.8	81.41	81.6	8.0	81.57	81.8
02/19/2017 13:50	7.9	82.11	81.3	81.0	7.9	81.97	82.7	7.8	81.63	81.8	8.0	81.82	82.0
02/19/2017 14:00	7.9	82.35	81.5	81.2	7.9	82.24	82.9	7.8	81.92	82.1	8.0	82.08	82.3
02/19/2017 14:10	7.9	82.55	81.7	81.5	7.9	82.45	83.1	7.8	82.14	82.4	8.0	82.29	82.6
02/19/2017 14:20	7.9	82.78	82.0	81.8	7.9	82.66	83.4	7.8	82.37	82.6	8.0	82.54	82.8
02/19/2017 14:30	7.9	82.95	82.2	81.9	7.9	82.84	83.6	7.8	82.53	82.8	8.0	82.70	83.1
02/19/2017 14:40	7.9	83.16	82.4	82.2	7.9	83.04	83.8	7.8	82.75	83.0	8.0	82.93	83.2
02/19/2017 14:50	7.9	83.34	82.6	82.4	7.9	83.22	83.9	7.8	82.94	83.2	8.0	83.13	83.4
02/19/2017 15:00	7.9	83.48	82.8	82.6	7.9	83.36	84.1	7.8	83.08	83.3	8.0	83.25	83.6
02/19/2017 15:10	7.9	83.66	82.9	82.7	7.9	83.59	84.4	7.8	83.28	83.5	8.0	83.46	83.8
02/19/2017 15:20	7.9	83.78	83.1	82.8	7.9	83.70	84.5	7.8	83.40	83.7	8.0	83.61	84.0
02/19/2017 15:30	7.9	83.82	83.2	82.9	7.9	83.72	84.6	7.8	83.42	83.9	8.0	83.63	84.1
02/19/2017 15:40	7.9	83.83	83.4	83.0	7.9	83.72	84.8	7.8	83.43	84.0	8.0	83.63	84.3
02/19/2017 15:50	7.9	83.75	83.5	82.9	7.9	83.63	84.8	7.8	83.35	84.1	8.0	83.62	84.3
02/19/2017 16:00	7.9	83.66	83.5	82.9	7.9	83.51	84.9	7.8	83.30	84.1	8.0	83.53	84.4
02/19/2017 16:10	7.9	83.76	83.6	82.9	7.9	83.63	84.9	7.8	83.36	84.2	8.0	83.58	84.4
02/19/2017 16:20	7.9	83.82	83.6	83.0	7.9	83.66	85.0	7.8	83.40	84.2	8.0	83.63	84.5
02/19/2017 16:30	7.9	83.76	83.6	82.9	7.9	83.61	85.0	7.8	83.34	84.2	8.0	83.58	84.5
02/19/2017 16:40	7.9	83.69	83.7	82.9	7.9	83.56	85.1	7.8	83.31	84.3	8.0	83.53	84.5
02/19/2017 16:50	7.9	83.63	83.7	82.9	7.9	83.50	85.1	7.8	83.22	84.3	8.0	83.45	84.6
02/19/2017 17:00	7.9	83.54	83.6	82.8	7.9	83.39	85.0	7.8	83.14	84.3	8.0	83.36	84.5

Date/Time	HW5i F	HW5i T	HW5o	HW5i not used	HW6i F	HW6i T	HW6o	HW7i F	HW7i T	HW7o	HW8i F	HW8i T	HW8o
02/19/2017 17:10	7.9	83.42	83.6	82.7	7.9	83.26	85.0	7.8	83.00	84.3	8.0	83.26	84.5
02/19/2017 17:20	7.9	83.27	83.6	82.5	7.9	83.07	84.9	7.8	82.87	84.2	8.0	83.08	84.5
02/19/2017 17:30	7.9	83.09	83.6	82.4	7.9	82.88	84.9	7.8	82.67	84.2	8.0	82.92	84.4
02/19/2017 17:40	7.9	82.91	83.5	82.2	7.9	82.64	84.8	7.8	82.48	84.1	8.0	82.73	84.3
02/19/2017 17:50	7.9	82.75	83.4	82.0	7.9	82.47	84.8	7.8	82.28	84.0	8.0	82.53	84.3
02/19/2017 18:00	7.9	82.56	83.3	81.9	7.9	82.27	84.6	7.8	82.11	83.9	8.0	82.35	84.1
02/19/2017 18:10	7.9	82.37	83.2	81.7	7.9	82.07	84.5	7.8	81.93	83.8	8.0	82.16	84.0
02/19/2017 18:20	7.9	82.22	83.0	81.5	7.9	81.94	84.4	7.8	81.75	83.7	8.0	82.02	83.9
02/19/2017 18:30	7.9	82.09	83.0	81.4	7.9	81.82	84.3	7.8	81.61	83.6	8.0	81.87	83.8
02/19/2017 18:40	7.9	81.94	82.9	81.2	7.9	81.67	84.2	7.8	81.47	83.5	8.0	81.76	83.7
02/19/2017 18:50	7.9	81.79	82.7	81.1	7.9	81.51	84.1	7.8	81.31	83.4	8.0	81.59	83.6
02/19/2017 19:00	7.9	81.67	82.6	81.0	7.9	81.38	84.0	7.8	81.16	83.2	8.0	81.44	83.5
02/19/2017 19:10	7.9	81.50	82.5	80.8	7.9	81.22	83.9	7.8	81.03	83.2	8.0	81.28	83.3
02/19/2017 19:20	7.9	81.38	82.4	80.7	7.9	81.10	83.8	7.8	80.89	83.0	8.0	81.15	83.2
02/19/2017 19:30	7.9	81.22	82.3	80.6	7.9	80.95	83.7	7.8	80.76	82.9	8.0	81.02	83.2
02/19/2017 19:40	7.9	81.08	82.2	80.4	7.9	80.77	83.6	7.8	80.58	82.8	8.0	80.84	83.0
02/19/2017 19:50	7.9	80.91	82.1	80.2	7.9	80.64	83.4	7.8	80.43	82.7	8.0	80.70	82.9
02/19/2017 20:00	7.9	80.75	82.0	80.1	7.9	80.45	83.3	7.8	80.28	82.6	8.0	80.55	82.8
02/19/2017 20:10	7.9	80.63	81.9	79.9	7.9	80.33	83.2	7.8	80.15	82.5	8.0	80.39	82.7
02/19/2017 20:20	7.9	80.47	81.7	79.8	7.9	80.19	83.1	7.8	80.03	82.4	8.0	80.27	82.6
02/19/2017 20:30	7.9	80.33	81.6	79.7	7.9	80.06	83.0	7.8	79.86	82.3	8.0	80.15	82.5
02/19/2017 20:40	7.9	80.19	81.5	79.5	7.9	79.93	82.9	7.8	79.75	82.2	8.0	80.00	82.4
02/19/2017 20:50	7.9	80.06	81.4	79.5	7.9	79.79	82.8	7.8	79.64	82.0	8.0	79.88	82.3
02/19/2017 21:00	7.9	79.97	81.3	79.3	7.9	79.67	82.7	7.8	79.50	81.9	8.0	79.77	82.2
02/19/2017 21:10	7.9	79.81	81.3	79.2	7.9	79.56	82.6	7.8	79.38	81.8	8.0	79.64	82.1
02/19/2017 21:20	7.9	79.68	81.2	79.0	7.9	79.42	82.5	7.8	79.27	81.7	8.0	79.50	82.0
02/19/2017 21:30	7.9	79.58	81.0	78.9	7.9	79.31	82.4	7.8	79.11	81.6	8.0	79.38	81.9
02/19/2017 21:40	7.9	79.44	81.0	78.8	7.9	79.18	82.3	7.8	79.01	81.6	8.0	79.28	81.8
02/19/2017 21:50	7.9	79.32	80.9	78.6	7.9	79.02	82.2	7.8	78.88	81.4	8.0	79.14	81.7
02/19/2017 22:00	7.9	79.20	80.8	78.5	7.9	78.90	82.1	7.8	78.75	81.3	8.0	79.00	81.6
02/19/2017 22:10	7.9	79.06	80.7	78.5	7.9	78.77	82.0	7.8	78.62	81.2	8.0	78.89	81.5
02/19/2017 22:20	7.9	78.93	80.6	78.3	7.9	78.64	81.9	7.8	78.50	81.1	8.0	78.77	81.4
02/19/2017 22:30	7.9	78.81	80.5	78.1	7.9	78.53	81.8	7.8	78.38	81.0	8.0	78.62	81.2
02/19/2017 22:40	7.9	78.71	80.4	78.1	7.9	78.44	81.7	7.8	78.29	81.0	8.0	78.53	81.2
02/19/2017 22:50	7.9	78.59	80.2	78.0	7.9	78.31	81.6	7.8	78.19	80.8	8.0	78.44	81.1
02/19/2017 23:00	7.9	78.50	80.2	77.9	7.9	78.21	81.5	7.8	78.05	80.8	8.0	78.31	81.0
02/19/2017 23:10	7.9	78.38	80.0	77.8	7.9	78.08	81.4	7.8	77.94	80.7	8.0	78.20	80.9
02/19/2017 23:20	7.9	78.22	80.0	77.6	7.9	77.92	81.3	7.8	77.81	80.6	8.0	78.06	80.8
02/19/2017 23:30	7.9	78.07	79.9	77.5	7.9	77.78	81.2	7.8	77.65	80.5	8.0	77.89	80.7
02/19/2017 23:40	7.9	77.95	79.8	77.4	7.9	77.66	81.1	7.8	77.56	80.4	8.0	77.82	80.6
02/19/2017 23:50	7.9	77.84	79.7	77.2	7.9	77.57	81.0	7.8	77.47	80.3	8.0	77.70	80.5
02/20/2017 00:00	7.9	77.75	79.6	77.1	7.9	77.46	80.9	7.8	77.31	80.2	8.0	77.58	80.4
02/20/2017 00:10	7.9	77.63	79.5	77.0	7.9	77.39	80.8	7.8	77.22	80.1	8.0	77.52	80.3
02/20/2017 00:20	7.9	77.57	79.4	77.0	7.9	77.29	80.7	7.8	77.17	80.0	8.0	77.42	80.2
02/20/2017 00:30	7.9	77.51	79.3	76.8	7.9	77.20	80.7	7.8	77.08	79.9	8.0	77.35	80.2
02/20/2017 00:40	7.9	77.44	79.2	76.8	7.9	77.14	80.5	7.8	77.03	79.9	8.0	77.27	80.0
02/20/2017 00:50	7.9	77.41	79.2	76.7	7.9	77.13	80.5	7.8	76.95	79.8	8.0	77.22	80.0
02/20/2017 01:00	7.9	77.27	79.1	76.7	7.9	77.02	80.4	7.8	76.90	79.7	8.0	77.13	79.9
02/20/2017 01:10	7.9	77.21	79.0	76.6	7.9	76.92	80.3	7.8	76.81	79.7	8.0	77.07	79.9
02/20/2017 01:20	7.9	77.13	79.0	76.5	7.9	76.85	80.3	7.8	76.72	79.6	8.0	77.00	79.8
02/20/2017 01:30	7.9	77.09	78.9	76.4	7.9	76.76	80.2	7.8	76.65	79.5	8.0	76.92	79.8
02/20/2017 01:40	7.9	77.02	78.8	76.4	7.9	76.72	80.2	7.8	76.58	79.5	8.0	76.87	79.7
02/20/2017 01:50	7.9	77.00	78.8	76.4	7.9	76.72	80.1	7.8	76.56	79.4	8.0	76.84	79.6
02/20/2017 02:00	7.9	76.90	78.7	76.3	7.9	76.61	80.1	7.8	76.50	79.3	8.0	76.77	79.5
02/20/2017 02:10	7.9	76.81	78.7	76.2	7.9	76.51	80.0	7.8	76.39	79.3	8.0	76.66	79.5

Date/Time	HW5i F	HW5i T	HW5o	HW5i not used	HW6i F	HW6i T	HW6o	HW7i F	HW7i T	HW7o	HW8i F	HW8i T	HW8o
02/20/2017 02:20	7.9	76.75	78.6	76.1	7.9	76.44	79.9	7.8	76.33	79.2	8.0	76.60	79.5
02/20/2017 02:30	7.9	76.64	78.6	76.0	7.9	76.39	79.9	7.8	76.23	79.2	8.0	76.49	79.4
02/20/2017 02:40	7.9	76.55	78.5	76.0	7.9	76.27	79.8	7.8	76.16	79.1	8.0	76.42	79.3
02/20/2017 02:50	7.9	76.47	78.4	75.9	7.9	76.22	79.7	7.8	76.08	79.1	8.0	76.35	79.3
02/20/2017 03:00	7.9	76.42	78.3	75.8	7.9	76.14	79.7	7.8	76.03	79.0	8.0	76.28	79.2
02/20/2017 03:10	7.9	76.36	78.3	75.7	7.9	76.05	79.6	7.8	75.94	78.9	8.0	76.20	79.1
02/20/2017 03:20	7.9	76.24	78.2	75.6	7.9	75.99	79.5	7.8	75.83	78.8	8.0	76.13	79.0
02/20/2017 03:30	7.9	76.21	78.2	75.6	7.9	75.94	79.5	7.8	75.81	78.8	8.0	76.06	79.0
02/20/2017 03:40	7.9	76.14	78.1	75.5	7.9	75.86	79.4	7.8	75.74	78.7	8.0	75.99	78.9
02/20/2017 03:50	7.9	76.10	78.1	75.5	7.9	75.81	79.4	7.8	75.69	78.7	8.0	75.92	78.9
02/20/2017 04:00	7.9	76.01	78.0	75.4	7.9	75.72	79.3	7.8	75.58	78.6	8.0	75.85	78.8
02/20/2017 04:10	7.9	75.92	77.9	75.3	7.9	75.67	79.2	7.8	75.52	78.6	8.0	75.77	78.8
02/20/2017 04:20	7.9	75.85	77.9	75.3	7.9	75.61	79.2	7.8	75.49	78.5	8.0	75.72	78.7
02/20/2017 04:30	7.9	75.79	77.8	75.2	7.9	75.52	79.1	7.8	75.40	78.4	8.0	75.69	78.7
02/20/2017 04:40	7.9	75.72	77.8	75.1	7.9	75.47	79.1	7.8	75.33	78.4	8.0	75.63	78.6
02/20/2017 04:50	7.8	75.72	77.8	75.1	7.9	75.44	79.0	7.8	75.32	78.3	8.0	75.57	78.5
02/20/2017 05:00	7.9	75.68	77.7	75.0	7.9	75.33	79.0	7.8	75.22	78.3	8.0	75.52	78.5
02/20/2017 05:10	7.9	75.60	77.6	75.0	7.9	75.32	78.9	7.8	75.17	78.2	8.0	75.45	78.5
02/20/2017 05:20	7.9	75.52	77.6	74.9	7.9	75.22	78.9	7.8	75.13	78.2	8.0	75.42	78.4
02/20/2017 05:30	7.9	75.46	77.5	74.8	7.9	75.17	78.8	7.8	75.08	78.1	8.0	75.34	78.3
02/20/2017 05:40	7.9	75.42	77.5	74.8	7.9	75.12	78.8	7.8	75.02	78.1	8.0	75.29	78.3
02/20/2017 05:50	7.9	75.36	77.4	74.7	7.9	75.06	78.7	7.8	74.94	78.0	8.0	75.23	78.2
02/20/2017 06:00	7.9	75.29	77.3	74.7	7.9	75.01	78.6	7.8	74.88	78.0	8.0	75.16	78.2
02/20/2017 06:10	7.9	75.20	77.3	74.6	7.9	74.91	78.6	7.8	74.82	77.9	8.0	75.06	78.1
02/20/2017 06:20	7.8	75.13	77.3	74.5	7.9	74.83	78.6	7.8	74.74	77.8	8.0	75.02	78.1
02/20/2017 06:30	7.9	75.06	77.2	74.5	7.9	74.79	78.5	7.8	74.68	77.8	8.0	74.95	78.0
02/20/2017 06:40	7.9	74.99	77.1	74.5	7.9	74.68	78.4	7.8	74.60	77.7	8.0	74.87	78.0
02/20/2017 06:50	7.9	74.92	77.1	74.4	7.9	74.63	78.4	7.8	74.53	77.7	8.0	74.81	77.9
02/20/2017 07:00	7.9	74.88	77.0	74.3	7.9	74.62	78.3	7.8	74.45	77.6	8.0	74.73	77.9
02/20/2017 07:10	7.9	74.83	77.0	74.3	7.9	74.58	78.3	7.8	74.42	77.5	8.0	74.72	77.8
02/20/2017 07:20	7.9	74.85	76.9	74.2	7.9	74.59	78.2	7.8	74.43	77.5	8.0	74.72	77.7
02/20/2017 07:30	7.9	74.84	76.9	74.2	7.9	74.60	78.2	7.8	74.42	77.5	8.0	74.72	77.7
02/20/2017 07:40	7.9	74.96	76.8	74.3	7.9	74.66	78.2	7.8	74.54	77.5	8.0	74.78	77.7
02/20/2017 07:50	7.9	75.09	76.8	74.4	7.9	74.79	78.2	7.8	74.65	77.5	8.0	74.88	77.7
02/20/2017 08:00	7.9	75.30	76.9	74.5	7.9	74.92	78.2	7.8	74.83	77.6	8.0	75.00	77.8
02/20/2017 08:10	7.9	75.47	77.0	74.6	7.9	75.08	78.3	7.8	75.00	77.6	8.0	75.17	77.8
02/20/2017 08:20	7.9	75.69	77.1	74.8	7.9	75.30	78.4	7.8	75.19	77.7	8.0	75.39	77.9
02/20/2017 08:30	7.9	75.90	77.2	75.0	7.9	75.51	78.5	7.8	75.42	77.7	8.0	75.60	78.0
02/20/2017 08:40	7.9	76.13	77.3	75.2	7.9	75.74	78.6	7.8	75.65	77.9	8.0	75.82	78.1
02/20/2017 08:50	7.9	76.32	77.4	75.4	7.9	75.94	78.7	7.8	75.84	78.0	8.0	76.03	78.2
02/20/2017 09:00	7.9	76.47	77.6	75.7	7.9	76.10	78.8	7.8	76.01	78.1	8.0	76.20	78.4
02/20/2017 09:10	7.8	76.70	77.7	75.9	7.8	76.34	79.0	7.7	76.25	78.3	7.9	76.44	78.5
02/20/2017 09:20	7.6	77.30	77.9	76.3	7.6	76.94	79.2	7.6	76.84	78.5	7.7	77.02	78.7
02/20/2017 09:30	7.9	78.13	78.1	77.0	7.9	77.78	79.4	7.9	77.67	78.7	8.0	77.86	79.0
02/20/2017 09:40	7.9	79.19	78.5	78.2	8.0	78.83	79.8	7.9	78.73	79.2	8.1	78.91	79.4
02/20/2017 09:50	8.0	80.22	79.1	79.2	8.0	79.86	80.4	7.9	79.73	79.7	8.1	79.91	80.0
02/20/2017 10:00	8.0	81.02	79.7	80.0	8.0	80.66	81.1	7.9	80.52	80.4	8.1	80.69	80.6
02/20/2017 10:10	8.0	81.60	80.4	80.6	8.0	81.28	81.7	7.9	81.11	81.1	8.1	81.32	81.2
02/20/2017 10:20	8.0	82.22	81.0	81.2	8.0	81.89	82.3	7.9	81.73	81.6	8.1	81.93	81.8
02/20/2017 10:30	8.0	82.72	81.4	81.8	8.0	82.39	82.8	7.9	82.26	82.2	8.1	82.45	82.3
02/20/2017 10:40	8.0	83.15	82.0	82.2	8.0	82.84	83.3	7.9	82.71	82.6	8.1	82.92	82.8
02/20/2017 10:50	8.0	83.59	82.4	82.6	8.0	83.27	83.7	7.9	83.13	83.0	8.1	83.33	83.2
02/20/2017 11:00	8.0	84.19	82.8	83.2	8.0	83.87	84.1	7.9	83.74	83.4	8.1	83.88	83.6
02/20/2017 11:10	8.0	84.78	83.2	83.7	8.0	84.44	84.5	7.9	84.30	83.8	8.1	84.44	84.1
02/20/2017 11:20	8.0	85.36	83.6	84.3	8.0	85.01	85.0	7.9	84.86	84.3	8.1	84.99	84.5

Date/Time	HW5i F	HW5i T	HW5o	HW5i not used	HW6i F	HW6i T	HW6o	HW7i F	HW7i T	HW7o	HW8i F	HW8i T	HW8o
02/20/2017 11:30	8.0	85.90	84.1	84.8	8.0	85.57	85.4	7.9	85.42	84.7	8.1	85.55	84.9
02/20/2017 11:40	8.0	86.34	84.5	85.3	8.0	86.03	85.8	7.9	85.86	85.1	8.1	86.00	85.4
02/20/2017 11:50	8.0	86.76	84.9	85.7	8.0	86.45	86.2	7.9	86.28	85.6	8.1	86.42	85.8
02/20/2017 12:00	8.0	87.27	85.3	86.2	8.0	86.98	86.7	7.9	86.78	85.9	8.1	86.91	86.2
02/20/2017 12:10	8.0	87.74	85.7	86.7	8.0	87.47	87.0	7.9	87.26	86.3	8.1	87.39	86.6
02/20/2017 12:20	8.0	88.15	86.2	87.1	8.0	87.88	87.4	7.9	87.66	86.7	8.1	87.79	87.0
02/20/2017 12:30	8.0	88.62	86.5	87.5	8.0	88.36	87.8	7.9	88.15	87.1	8.1	88.28	87.4
02/20/2017 12:40	8.0	89.01	86.9	88.0	8.0	88.74	88.2	7.9	88.52	87.5	8.1	88.65	87.7
02/20/2017 12:50	8.0	89.33	87.2	88.3	8.0	89.09	88.6	7.9	88.85	87.9	8.1	89.00	88.1
02/20/2017 13:00	8.0	89.64	87.6	88.6	8.0	89.43	88.9	7.9	89.16	88.2	8.1	89.33	88.5
02/20/2017 13:10	8.0	89.88	87.9	88.8	8.1	89.67	89.2	7.9	89.44	88.4	8.1	89.56	88.7
02/20/2017 13:20	8.0	90.17	88.2	89.2	8.0	89.96	89.4	7.9	89.69	88.7	8.1	89.85	89.0
02/20/2017 13:30	8.0	90.48	88.4	89.5	8.0	90.25	89.8	8.0	90.00	89.1	8.1	90.16	89.3
02/20/2017 13:40	8.0	90.61	88.7	89.7	8.0	90.38	90.1	7.9	90.13	89.3	8.1	90.31	89.5
02/20/2017 13:50	8.0	90.71	88.9	89.8	8.1	90.45	90.3	7.9	90.22	89.5	8.1	90.42	89.8
02/20/2017 14:00	8.0	90.75	89.1	89.9	8.1	90.50	90.4	7.9	90.23	89.7	8.1	90.44	90.0
02/20/2017 14:10	8.0	90.79	89.3	89.9	8.1	90.52	90.5	7.9	90.25	89.8	8.1	90.50	90.1
02/20/2017 14:20	8.0	90.72	89.4	89.9	8.1	90.44	90.7	8.0	90.22	89.9	8.1	90.44	90.2
02/20/2017 14:30	8.0	90.73	89.4	89.8	8.1	90.48	90.7	8.0	90.22	90.0	8.1	90.45	90.3
02/20/2017 14:40	8.0	90.81	89.5	89.9	8.1	90.55	90.8	7.9	90.27	90.1	8.1	90.52	90.4
02/20/2017 14:50	8.0	90.94	89.6	90.0	8.1	90.66	90.9	7.9	90.44	90.2	8.1	90.64	90.5
02/20/2017 15:00	8.0	91.03	89.6	90.1	8.1	90.78	90.9	8.0	90.55	90.3	8.1	90.74	90.5
02/20/2017 15:10	8.0	91.11	89.8	90.2	8.1	90.89	91.1	7.9	90.63	90.3	8.1	90.83	90.6
02/20/2017 15:20	8.0	91.11	89.8	90.3	8.1	90.89	91.1	8.0	90.63	90.4	8.1	90.84	90.7
02/20/2017 15:30	8.0	91.03	89.9	90.2	8.1	90.81	91.2	8.0	90.54	90.5	8.1	90.78	90.8
02/20/2017 15:40	8.0	90.95	90.0	90.1	8.1	90.69	91.2	8.0	90.47	90.6	8.1	90.69	90.8
02/20/2017 15:50	8.0	90.87	90.0	90.1	8.1	90.62	91.3	8.0	90.35	90.6	8.1	90.58	90.9
02/20/2017 16:00	8.0	90.82	90.0	90.0	8.1	90.55	91.2	8.0	90.27	90.5	8.1	90.52	90.8
02/20/2017 16:10	8.0	90.71	90.0	89.9	8.1	90.44	91.2	8.0	90.21	90.6	8.1	90.45	90.8
02/20/2017 16:20	8.0	90.58	89.9	89.8	8.1	90.32	91.2	8.0	90.11	90.5	8.1	90.32	90.8
02/20/2017 16:30	8.0	90.52	89.8	89.7	8.1	90.22	91.2	8.0	90.01	90.5	8.1	90.22	90.7
02/20/2017 16:40	8.0	90.39	89.8	89.7	8.1	90.16	91.1	8.0	89.91	90.4	8.1	90.13	90.7
02/20/2017 16:50	8.0	90.22	89.8	89.5	8.1	90.00	91.1	7.9	89.78	90.3	8.1	90.02	90.7
02/20/2017 17:00	8.0	90.11	89.7	89.3	8.1	89.86	91.0	8.0	89.63	90.3	8.1	89.87	90.6
02/20/2017 17:10	8.0	89.95	89.6	89.2	8.1	89.69	90.9	7.9	89.48	90.2	8.1	89.70	90.5
02/20/2017 17:20	8.0	89.77	89.6	89.1	8.1	89.53	90.9	8.0	89.31	90.1	8.1	89.57	90.4
02/20/2017 17:30	8.0	89.64	89.5	88.9	8.1	89.38	90.7	8.0	89.19	90.1	8.1	89.41	90.4
02/20/2017 17:40	8.0	89.47	89.4	88.7	8.1	89.20	90.6	7.9	89.01	89.9	8.1	89.27	90.3
02/20/2017 17:50	8.0	89.34	89.3	88.6	8.1	89.05	90.6	7.9	88.86	89.8	8.1	89.08	90.1
02/20/2017 18:00	8.0	89.16	89.2	88.5	8.1	88.87	90.4	7.9	88.71	89.7	8.1	88.95	90.0
02/20/2017 18:10	8.0	89.03	89.1	88.3	8.1	88.74	90.3	7.9	88.56	89.7	8.1	88.80	89.9
02/20/2017 18:20	8.0	88.89	89.0	88.2	8.0	88.60	90.3	7.9	88.41	89.5	8.1	88.65	89.8
02/20/2017 18:30	8.0	88.72	88.9	88.1	8.1	88.43	90.2	7.9	88.27	89.5	8.1	88.50	89.7
02/20/2017 18:40	8.0	88.59	88.8	87.9	8.1	88.31	90.0	7.9	88.15	89.4	8.1	88.38	89.6
02/20/2017 18:50	8.0	88.45	88.7	87.8	8.0	88.18	90.0	7.9	88.02	89.2	8.1	88.26	89.6
02/20/2017 19:00	8.0	88.33	88.5	87.6	8.1	88.00	89.8	7.9	87.86	89.2	8.1	88.09	89.4
02/20/2017 19:10	8.0	88.16	88.4	87.5	8.1	87.87	89.8	7.9	87.69	89.0	8.1	87.93	89.3
02/20/2017 19:20	8.0	87.98	88.4	87.4	8.1	87.70	89.7	7.9	87.55	88.9	8.1	87.80	89.2
02/20/2017 19:30	8.0	87.86	88.3	87.2	8.1	87.57	89.5	7.9	87.40	88.8	8.1	87.63	89.1
02/20/2017 19:40	8.0	87.70	88.1	87.1	8.0	87.42	89.4	7.9	87.27	88.7	8.1	87.50	89.0
02/20/2017 19:50	8.0	87.56	88.0	86.9	8.0	87.27	89.3	7.9	87.11	88.6	8.1	87.37	88.9
02/20/2017 20:00	8.0	87.44	87.9	86.8	8.0	87.18	89.2	7.9	87.02	88.6	8.1	87.23	88.8
02/20/2017 20:10	8.0	87.34	87.8	86.7	8.0	87.06	89.1	7.9	86.90	88.4	8.1	87.14	88.7
02/20/2017 20:20	8.0	87.23	87.7	86.5	8.0	86.97	89.0	7.9	86.81	88.3	8.1	87.03	88.6
02/20/2017 20:30	8.0	87.17	87.6	86.5	8.0	86.86	88.9	7.9	86.72	88.2	8.1	86.96	88.5

Date/Time	HW5i F	HW5i T	HW5o	HW5i not used	HW6i F	HW6i T	HW6o	HW7i F	HW7i T	HW7o	HW8i F	HW8i T	HW8o
02/20/2017 20:40	8.0	87.12	87.5	86.4	8.0	86.83	88.8	7.9	86.64	88.2	8.1	86.89	88.4
02/20/2017 20:50	8.0	87.03	87.5	86.3	8.0	86.75	88.8	7.9	86.60	88.1	8.1	86.83	88.4
02/20/2017 21:00	8.0	86.93	87.4	86.3	8.0	86.65	88.7	7.9	86.51	88.1	8.1	86.77	88.3
02/20/2017 21:10	8.0	86.84	87.4	86.2	8.0	86.58	88.7	7.9	86.42	88.0	8.1	86.66	88.3
02/20/2017 21:20	8.0	86.82	87.3	86.1	8.0	86.53	88.6	7.9	86.33	87.9	8.1	86.59	88.2
02/20/2017 21:30	8.0	86.74	87.2	86.0	8.0	86.45	88.5	7.9	86.32	87.9	8.1	86.53	88.1
02/20/2017 21:40	8.0	86.66	87.2	86.0	8.0	86.41	88.5	7.9	86.24	87.8	8.1	86.52	88.1
02/20/2017 21:50	8.0	86.63	87.1	85.9	8.0	86.35	88.4	7.9	86.22	87.8	8.1	86.47	88.0
02/20/2017 22:00	8.0	86.62	87.1	85.9	8.0	86.33	88.4	7.9	86.18	87.7	8.1	86.42	88.0
02/20/2017 22:10	8.0	86.57	87.1	85.9	8.0	86.33	88.3	7.9	86.14	87.7	8.1	86.42	87.9
02/20/2017 22:20	8.0	86.51	87.0	85.8	8.0	86.25	88.3	7.9	86.09	87.7	8.1	86.33	87.9
02/20/2017 22:30	8.0	86.44	87.0	85.7	8.0	86.13	88.3	7.9	85.97	87.6	8.1	86.22	87.8
02/20/2017 22:40	8.0	86.45	86.9	85.8	8.0	86.14	88.3	7.9	85.97	87.6	8.1	86.24	87.8
02/20/2017 22:50	8.0	86.44	86.9	85.7	8.0	86.13	88.2	7.9	85.97	87.5	8.1	86.22	87.8
02/20/2017 23:00	8.0	86.42	86.9	85.7	8.1	86.13	88.2	7.9	85.95	87.5	8.1	86.22	87.8
02/20/2017 23:10	8.0	86.38	86.9	85.7	8.0	86.13	88.1	7.9	85.92	87.5	8.1	86.17	87.8
02/20/2017 23:20	8.0	86.33	86.9	85.7	8.0	86.07	88.1	7.9	85.92	87.5	8.1	86.13	87.7
02/20/2017 23:30	8.0	86.30	86.8	85.6	8.0	86.01	88.1	7.9	85.86	87.4	8.1	86.10	87.7
02/20/2017 23:40	8.0	86.20	86.8	85.5	8.0	85.92	88.1	7.9	85.78	87.4	8.1	86.00	87.7
02/20/2017 23:50	8.0	86.13	86.7	85.4	8.0	85.83	88.0	7.9	85.72	87.4	8.1	85.92	87.6
02/21/2017 00:00	8.0	86.08	86.7	85.4	8.0	85.79	88.0	7.9	85.64	87.3	8.1	85.90	87.5
02/21/2017 00:10	8.0	85.81	86.6	85.2	8.0	85.52	87.9	7.9	85.36	87.2	8.1	85.63	87.5
02/21/2017 00:20	8.0	85.67	86.5	85.0	8.0	85.35	87.8	7.9	85.20	87.1	8.1	85.44	87.4
02/21/2017 00:30	8.0	85.57	86.4	84.9	8.0	85.28	87.7	7.9	85.14	87.0	8.1	85.38	87.3
02/21/2017 00:40	8.0	85.49	86.3	84.8	8.0	85.17	87.6	7.9	85.06	87.0	8.1	85.34	87.2
02/21/2017 00:50	8.0	85.33	86.3	84.7	8.0	84.98	87.5	7.9	84.86	86.9	8.1	85.16	87.1
02/21/2017 01:00	8.0	84.81	86.1	84.3	8.0	84.51	87.4	7.9	84.39	86.8	8.1	84.67	87.0
02/21/2017 01:10	8.0	84.34	86.0	83.7	8.0	84.03	87.2	7.9	83.91	86.6	8.1	84.17	86.8
02/21/2017 01:20	8.0	84.22	85.7	83.6	8.0	83.92	86.9	7.9	83.82	86.3	8.1	84.08	86.5
02/21/2017 01:30	8.0	83.98	85.5	83.4	8.0	83.73	86.7	7.9	83.59	86.1	8.1	83.85	86.3
02/21/2017 01:40	8.0	83.86	85.3	83.2	8.0	83.58	86.5	7.9	83.44	85.9	8.1	83.67	86.2
02/21/2017 01:50	8.0	83.83	85.1	83.2	8.0	83.53	86.4	7.9	83.42	85.7	8.1	83.63	86.0
02/21/2017 02:00	8.0	83.83	85.0	83.1	8.0	83.49	86.3	7.9	83.33	85.6	8.1	83.63	85.9
02/21/2017 02:10	8.0	83.81	85.0	83.1	8.0	83.46	86.2	7.9	83.33	85.6	8.1	83.61	85.8
02/21/2017 02:20	8.0	83.77	84.9	83.1	8.0	83.45	86.1	7.9	83.32	85.5	8.1	83.62	85.7
02/21/2017 02:30	8.0	83.63	84.8	83.0	8.0	83.33	86.1	7.9	83.22	85.4	8.1	83.45	85.7
02/21/2017 02:40	8.0	83.60	84.8	82.9	8.0	83.23	86.1	7.9	83.11	85.4	8.1	83.35	85.6
02/21/2017 02:50	8.0	83.51	84.7	82.8	8.0	83.15	86.0	7.9	83.02	85.3	8.1	83.23	85.6
02/21/2017 03:00	8.0	83.44	84.6	82.8	8.0	83.13	85.9	7.9	82.94	85.2	8.1	83.22	85.5
02/21/2017 03:10	8.0	83.41	84.6	82.7	8.0	83.10	85.8	7.9	82.92	85.1	8.1	83.21	85.4
02/21/2017 03:20	8.0	83.35	84.5	82.7	8.0	83.03	85.8	7.9	82.92	85.1	8.1	83.16	85.4
02/21/2017 03:30	8.0	83.31	84.5	82.7	8.0	83.01	85.7	7.9	82.91	85.1	8.1	83.11	85.3
02/21/2017 03:40	8.0	83.31	84.4	82.6	8.0	83.02	85.7	7.9	82.88	85.0	8.1	83.12	85.3
02/21/2017 03:50	8.0	83.33	84.4	82.6	8.0	83.03	85.7	7.9	82.92	85.0	8.1	83.13	85.2
02/21/2017 04:00	8.0	83.25	84.4	82.6	8.0	83.02	85.6	7.9	82.84	85.0	8.1	83.12	85.2
02/21/2017 04:10	8.0	83.22	84.4	82.6	8.0	82.96	85.6	7.9	82.83	84.9	8.1	83.10	85.2
02/21/2017 04:20	8.0	83.24	84.3	82.6	8.0	83.01	85.6	7.9	82.84	84.9	8.1	83.11	85.2
02/21/2017 04:30	8.0	83.31	84.3	82.6	8.0	83.02	85.5	7.9	82.90	84.9	8.1	83.13	85.2
02/21/2017 04:40	8.0	83.32	84.3	82.6	8.0	83.06	85.6	7.9	82.92	84.9	8.1	83.13	85.2
02/21/2017 04:50	8.0	83.33	84.3	82.6	8.1	83.03	85.6	7.9	82.92	84.9	8.1	83.13	85.2
02/21/2017 05:00	8.0	83.35	84.3	82.6	8.0	83.08	85.5	7.9	82.92	84.9	8.1	83.13	85.2
02/21/2017 05:10	8.0	83.42	84.3	82.6	8.0	83.13	85.5	7.9	82.92	84.9	8.1	83.17	85.1
02/21/2017 05:20	8.0	83.33	84.3	82.6	8.0	83.08	85.6	7.9	82.92	84.9	8.1	83.13	85.1
02/21/2017 05:30	8.0	83.35	84.3	82.6	8.0	83.12	85.6	7.9	82.92	84.9	8.1	83.17	85.2
02/21/2017 05:40	8.0	83.42	84.3	82.6	8.0	83.13	85.5	7.9	82.92	84.9	8.1	83.22	85.2

Date/Time	HW5i F	HW5i T	HW5o	HW5i not used	HW6i F	HW6i T	HW6o	HW7i F	HW7i T	HW7o	HW8i F	HW8i T	HW8o
02/21/2017 05:50	8.0	83.36	84.3	82.7	8.0	83.13	85.6	7.9	82.92	84.9	8.1	83.20	85.1
02/21/2017 06:00	8.0	83.30	84.3	82.6	8.0	83.02	85.6	7.9	82.89	84.9	8.1	83.11	85.2
02/21/2017 06:10	8.0	83.16	84.3	82.5	8.0	82.90	85.5	7.9	82.73	84.9	8.1	82.99	85.1
02/21/2017 06:20	8.0	82.99	84.2	82.3	8.0	82.74	85.4	7.9	82.59	84.8	8.1	82.87	85.0
02/21/2017 06:30	8.0	82.92	84.1	82.2	8.0	82.61	85.3	7.9	82.47	84.7	8.0	82.75	85.0
02/21/2017 06:40	8.0	82.81	84.1	82.1	8.0	82.52	85.3	7.9	82.36	84.6	8.0	82.66	84.9
02/21/2017 06:50	8.0	82.69	84.0	82.0	8.0	82.43	85.2	7.9	82.24	84.6	8.1	82.53	84.9
02/21/2017 07:00	8.0	82.62	83.9	82.0	8.0	82.34	85.2	7.9	82.22	84.5	8.1	82.49	84.8
02/21/2017 07:10	8.0	82.57	83.8	81.9	8.0	82.33	85.1	7.9	82.13	84.4	8.1	82.42	84.7
02/21/2017 07:20	8.0	82.52	83.8	81.9	8.0	82.23	85.0	7.9	82.09	84.4	8.0	82.39	84.6
02/21/2017 07:30	8.0	82.48	83.7	81.8	8.0	82.20	85.0	7.9	82.02	84.3	8.1	82.29	84.6
02/21/2017 07:40	8.0	82.41	83.6	81.7	8.0	82.13	84.9	7.9	81.94	84.3	8.0	82.23	84.5
02/21/2017 07:50	8.0	82.33	83.6	81.7	8.0	82.11	84.8	7.9	81.92	84.2	8.0	82.22	84.5
02/21/2017 08:00	8.0	82.33	83.6	81.7	8.0	82.05	84.8	7.9	81.91	84.2	8.1	82.13	84.4
02/21/2017 08:10	8.0	82.33	83.5	81.6	8.0	82.06	84.8	7.9	81.86	84.1	8.1	82.14	84.4
02/21/2017 08:20	7.7	82.25	83.5	81.7	7.7	82.02	84.8	7.6	81.81	84.1	7.7	82.09	84.4
02/21/2017 08:30	8.0	82.30	83.5	81.6	8.0	82.03	84.7	8.0	81.83	84.1	8.1	82.13	84.4
02/21/2017 08:40	8.0	82.24	83.4	81.6	8.0	82.03	84.7	7.9	81.83	84.0	8.1	82.13	84.3
02/21/2017 08:50	8.0	82.21	83.4	81.6	8.0	81.96	84.7	7.9	81.78	84.0	8.1	82.09	84.3
02/21/2017 09:00	8.0	82.17	83.4	81.6	8.0	81.93	84.7	7.9	81.73	84.0	8.1	82.06	84.2
02/21/2017 09:10	8.0	82.16	83.3	81.5	8.0	81.93	84.6	7.9	81.74	84.0	8.1	82.05	84.2
02/21/2017 09:20	8.0	82.19	83.3	81.6	8.0	81.95	84.6	7.9	81.75	83.9	8.1	82.07	84.2
02/21/2017 09:30	8.0	82.26	83.3	81.6	8.0	82.03	84.6	7.9	81.83	83.9	8.1	82.13	84.3
02/21/2017 09:40	8.0	82.33	83.4	81.7	8.0	82.10	84.6	7.9	81.90	84.0	8.1	82.17	84.3
02/21/2017 09:50	8.0	82.42	83.4	81.7	8.0	82.13	84.7	7.9	81.94	84.1	8.1	82.23	84.3
02/21/2017 10:00	8.0	82.42	83.4	81.7	8.0	82.17	84.7	7.9	82.02	84.0	8.1	82.30	84.3
02/21/2017 10:10	8.0	82.49	83.4	81.8	8.0	82.23	84.7	7.9	82.06	84.1	8.1	82.34	84.3
02/21/2017 10:20	8.0	82.59	83.5	81.9	8.0	82.37	84.8	7.9	82.19	84.1	8.1	82.46	84.3
02/21/2017 10:30	8.0	82.77	83.5	82.0	8.0	82.53	84.8	7.9	82.34	84.2	8.1	82.56	84.4
02/21/2017 10:40	8.0	82.93	83.6	82.1	8.0	82.68	84.9	7.9	82.49	84.2	8.1	82.74	84.5
02/21/2017 10:50	6.3	82.61	83.7	82.1	6.3	82.39	84.9	6.2	82.22	84.3	6.3	82.50	84.5
02/21/2017 11:00	8.0	83.02	83.9	82.3	7.9	82.81	85.1	7.6	82.62	84.5	8.0	82.90	84.7
02/21/2017 11:10	7.2	83.06	83.7	82.3	7.1	82.81	85.1	6.8	82.62	84.5	7.2	82.91	84.7
02/21/2017 11:20	8.0	82.95	83.7	81.9	7.9	82.70	85.2	7.6	82.51	84.4	8.1	82.77	84.7
02/21/2017 11:30	8.0	83.16	83.9	82.4	7.9	82.92	85.2	7.6	82.72	84.6	8.1	82.99	84.8
02/21/2017 11:40	8.0	83.22	83.9	82.5	7.9	82.94	85.2	7.6	82.77	84.6	8.1	83.03	84.8
02/21/2017 11:50	8.0	83.24	84.0	82.5	7.9	83.02	85.3	7.6	82.83	84.7	8.1	83.10	84.8
02/21/2017 12:00	8.0	83.29	84.0	82.6	7.9	83.02	85.3	7.6	82.89	84.7	8.1	83.13	84.9
02/21/2017 12:10	8.0	83.22	84.1	82.6	7.9	83.02	85.4	7.6	82.83	84.8	8.1	83.13	84.9
02/21/2017 12:20	8.0	83.22	84.1	82.5	7.9	82.93	85.4	7.6	82.83	84.8	8.1	83.07	85.0
02/21/2017 12:30	8.0	83.22	84.0	82.5	7.9	82.92	85.4	7.6	82.81	84.8	8.1	83.02	84.9
02/21/2017 12:40	8.0	83.15	84.1	82.4	7.9	82.92	85.3	7.6	82.72	84.8	8.1	82.96	85.0
02/21/2017 12:50	8.0	83.22	84.0	82.5	8.0	82.92	85.3	7.6	82.76	84.7	8.1	83.02	84.9
02/21/2017 13:00	8.0	83.28	84.0	82.6	8.0	83.03	85.3	7.6	82.88	84.7	8.1	83.10	85.0
02/21/2017 13:10	6.3	83.32	84.1	82.7	6.3	83.08	85.4	5.9	82.89	84.8	6.3	83.19	84.9
02/21/2017 13:20	3.3	82.89	84.3	82.5	3.4	82.15	85.6	3.1	82.55	84.8	3.3	82.73	85.0
02/21/2017 13:30	7.7	82.65	84.6	82.5	7.8	82.36	85.6	7.2	82.23	84.7	7.8	82.55	85.1
02/21/2017 13:40	8.1	83.86	84.4	83.0	8.1	83.68	85.8	7.5	83.42	85.2	8.2	83.63	85.4
02/21/2017 13:50	8.0	84.17	84.3	83.3	8.1	83.97	85.7	7.5	83.73	85.0	8.1	83.92	85.2
02/21/2017 14:00	8.1	84.34	84.5	83.5	8.1	84.14	85.8	7.5	83.92	85.2	8.1	84.12	85.4
02/21/2017 14:10	8.0	84.46	84.6	83.6	8.1	84.27	85.9	7.5	84.03	85.3	8.1	84.27	85.5
02/21/2017 14:20	8.0	84.77	84.8	83.8	8.1	84.60	86.1	7.5	84.34	85.5	8.1	84.55	85.7
02/21/2017 14:30	8.0	84.93	85.0	84.0	8.1	84.77	86.2	7.5	84.50	85.6	8.1	84.72	85.8
02/21/2017 14:40	8.0	85.01	85.1	84.2	8.1	84.82	86.3	7.5	84.61	85.8	8.1	84.83	86.0
02/21/2017 14:50	8.0	84.94	85.2	84.1	8.1	84.74	86.4	7.5	84.53	85.9	8.1	84.75	86.0

Date/Time	HW5i F	HW5i T	HW5o	HW5i not used	HW6i F	HW6i T	HW6o	HW7i F	HW7i T	HW7o	HW8i F	HW8i T	HW8o
02/21/2017 15:00	8.0	84.87	85.2	84.1	8.1	84.65	86.5	7.5	84.42	85.9	8.1	84.68	86.1
02/21/2017 15:10	8.1	84.78	85.3	84.0	8.1	84.55	86.5	7.5	84.37	85.9	8.1	84.58	86.1
02/21/2017 15:20	8.0	84.72	85.3	84.0	8.1	84.50	86.5	7.5	84.32	86.0	8.1	84.53	86.1
02/21/2017 15:30	8.0	84.72	85.3	83.9	8.1	84.48	86.5	7.5	84.33	85.9	8.1	84.53	86.1
02/21/2017 15:40	8.0	84.72	85.3	83.9	8.1	84.52	86.5	7.5	84.33	85.9	8.1	84.53	86.1
02/21/2017 15:50	8.0	84.72	85.3	83.9	8.1	84.45	86.5	7.5	84.27	86.0	8.1	84.48	86.1
02/21/2017 16:00	8.0	84.75	85.3	84.0	8.1	84.51	86.5	7.5	84.32	85.9	8.1	84.56	86.1
02/21/2017 16:10	8.0	84.83	85.3	84.0	8.1	84.61	86.5	7.5	84.41	86.0	8.1	84.63	86.1
02/21/2017 16:20	8.0	84.89	85.3	84.1	8.1	84.64	86.6	7.5	84.42	86.0	8.1	84.68	86.2
02/21/2017 16:30	8.0	84.92	85.3	84.1	8.1	84.67	86.6	7.5	84.43	86.0	8.1	84.72	86.2
02/21/2017 16:40	8.1	84.95	85.4	84.2	8.1	84.72	86.6	7.5	84.52	86.1	8.1	84.72	86.2
02/21/2017 16:50	8.0	84.92	85.4	84.1	8.1	84.70	86.6	7.5	84.43	86.1	8.1	84.72	86.3
02/21/2017 17:00	8.1	84.92	85.4	84.1	8.1	84.69	86.7	7.5	84.43	86.1	8.1	84.72	86.3
02/21/2017 17:10	8.0	84.90	85.4	84.2	8.1	84.70	86.7	7.5	84.48	86.1	8.1	84.70	86.3
02/21/2017 17:20	8.0	84.76	85.4	84.1	8.1	84.63	86.7	7.5	84.41	86.1	8.1	84.62	86.3
02/21/2017 17:30	8.0	84.72	85.4	84.0	8.1	84.53	86.7	7.5	84.33	86.1	8.1	84.53	86.3
02/21/2017 17:40	8.0	84.61	85.3	83.8	8.1	84.36	86.6	7.5	84.17	86.1	8.1	84.40	86.2
02/21/2017 17:50	8.0	84.46	85.3	83.7	8.1	84.23	86.6	7.4	84.03	86.0	8.1	84.28	86.1
02/21/2017 18:00	8.0	84.34	85.3	83.6	8.1	84.07	86.5	7.5	83.89	85.9	8.1	84.12	86.1
02/21/2017 18:10	8.1	84.21	85.2	83.5	8.1	83.93	86.4	7.5	83.77	85.9	8.1	83.99	86.0
02/21/2017 18:20	8.0	84.08	85.1	83.4	8.1	83.82	86.3	7.5	83.65	85.8	8.1	83.91	85.9
02/21/2017 18:30	8.0	83.95	85.0	83.2	8.1	83.66	86.2	7.5	83.51	85.7	8.1	83.75	85.8
02/21/2017 18:40	8.0	83.87	84.9	83.2	8.1	83.61	86.1	7.5	83.42	85.6	8.1	83.63	85.7
02/21/2017 18:50	8.1	83.77	84.8	83.1	8.1	83.50	86.1	7.5	83.33	85.5	8.1	83.59	85.7
02/21/2017 19:00	8.0	83.63	84.7	82.9	8.1	83.35	86.0	7.5	83.18	85.4	8.1	83.44	85.6
02/21/2017 19:10	8.1	83.54	84.7	82.8	8.1	83.24	85.9	7.5	83.07	85.4	8.1	83.31	85.5
02/21/2017 19:20	8.1	83.38	84.5	82.7	8.1	83.11	85.8	7.4	82.94	85.3	8.1	83.19	85.4
02/21/2017 19:30	8.1	83.30	84.5	82.6	8.1	83.02	85.7	7.5	82.88	85.2	8.1	83.11	85.3
02/21/2017 19:40	8.1	83.22	84.4	82.5	8.1	82.93	85.6	7.5	82.78	85.2	8.1	83.03	85.3
02/21/2017 19:50	8.1	83.14	84.3	82.4	8.1	82.87	85.5	7.5	82.68	85.1	8.1	82.93	85.2
02/21/2017 20:00	8.1	83.00	84.2	82.3	8.1	82.72	85.4	7.5	82.57	85.0	8.1	82.83	85.1
02/21/2017 20:10	8.1	82.94	84.2	82.2	8.1	82.66	85.4	7.5	82.51	84.9	8.1	82.75	85.0
02/21/2017 20:20	8.1	82.92	84.1	82.2	8.1	82.61	85.3	7.5	82.42	84.8	8.1	82.69	85.0
02/21/2017 20:30	8.1	82.80	84.0	82.1	8.1	82.51	85.2	7.5	82.35	84.7	8.1	82.56	84.9
02/21/2017 20:40	8.1	82.71	83.9	82.0	8.1	82.42	85.2	7.4	82.23	84.7	8.1	82.50	84.8
02/21/2017 20:50	8.1	82.58	83.8	81.9	8.1	82.31	85.0	7.5	82.16	84.6	8.1	82.39	84.7
02/21/2017 21:00	8.1	82.51	83.8	81.8	8.1	82.21	85.0	7.5	82.06	84.5	8.1	82.30	84.6
02/21/2017 21:10	8.1	82.43	83.7	81.7	8.1	82.13	85.0	7.5	81.98	84.5	8.1	82.22	84.6
02/21/2017 21:20	8.1	82.42	83.6	81.7	8.1	82.13	84.9	7.5	81.92	84.4	8.1	82.17	84.5
02/21/2017 21:30	8.1	82.38	83.6	81.7	8.1	82.10	84.8	7.5	81.91	84.3	8.1	82.13	84.4
02/21/2017 21:40	8.1	82.30	83.6	81.6	8.1	82.02	84.8	7.5	81.83	84.3	8.1	82.11	84.4
02/21/2017 21:50	8.1	82.22	83.5	81.5	8.1	81.94	84.7	7.5	81.75	84.3	8.1	82.03	84.3
02/21/2017 22:00	8.1	82.13	83.4	81.4	8.1	81.85	84.7	7.5	81.67	84.2	8.1	81.96	84.3
02/21/2017 22:10	8.1	82.08	83.4	81.4	8.1	81.80	84.6	7.5	81.58	84.2	8.1	81.88	84.2
02/21/2017 22:20	8.1	81.96	83.3	81.3	8.1	81.68	84.6	7.5	81.48	84.1	8.1	81.78	84.2
02/21/2017 22:30	8.1	81.81	83.3	81.1	8.1	81.52	84.5	7.5	81.31	84.1	8.1	81.58	84.1
02/21/2017 22:40	8.1	81.72	83.2	81.0	8.1	81.42	84.4	7.5	81.22	84.0	8.1	81.48	84.1
02/21/2017 22:50	8.1	81.70	83.1	80.9	8.1	81.41	84.3	7.5	81.19	83.9	8.1	81.43	83.9
02/21/2017 23:00	8.1	81.53	83.0	80.9	8.1	81.25	84.2	7.5	81.09	83.8	8.1	81.33	83.8
02/21/2017 23:10	8.1	81.53	82.9	80.9	8.1	81.26	84.2	7.5	81.12	83.7	8.1	81.33	83.8
02/21/2017 23:20	8.1	81.44	82.9	80.8	8.1	81.17	84.1	7.5	81.00	83.7	8.1	81.27	83.8
02/21/2017 23:30	8.1	81.42	82.8	80.8	8.1	81.14	84.1	7.5	80.98	83.6	8.1	81.25	83.7
02/21/2017 23:40	8.1	81.35	82.7	80.7	8.1	81.07	84.0	7.5	80.86	83.6	8.1	81.15	83.7
02/21/2017 23:50	8.1	81.27	82.7	80.7	8.1	81.02	84.0	7.5	80.83	83.5	8.1	81.11	83.6
02/22/2017 00:00	8.1	81.22	82.7	80.6	8.1	80.93	84.0	7.5	80.75	83.5	8.1	81.03	83.6

Date/Time	HW5i F	HW5i T	HW5o	HW5i not used	HW6i F	HW6i T	HW6o	HW7i F	HW7i T	HW7o	HW8i F	HW8i T	HW8o
02/22/2017 00:10	8.1	81.21	82.7	80.6	8.1	80.92	83.8	7.5	80.72	83.4	8.1	81.03	83.5
02/22/2017 00:20	8.1	81.16	82.6	80.6	8.1	80.88	83.8	7.5	80.71	83.4	8.1	81.00	83.5
02/22/2017 00:30	8.1	81.13	82.5	80.5	8.1	80.84	83.8	7.5	80.69	83.3	8.1	80.96	83.4
02/22/2017 00:40	8.1	81.13	82.5	80.5	8.1	80.82	83.8	7.5	80.63	83.3	8.1	80.92	83.4
02/22/2017 00:50	8.1	81.03	82.5	80.4	8.1	80.72	83.7	7.5	80.56	83.3	8.1	80.85	83.4
02/22/2017 01:00	8.1	80.90	82.4	80.3	8.1	80.61	83.7	7.5	80.42	83.2	8.1	80.69	83.4
02/22/2017 01:10	8.1	80.78	82.4	80.2	8.1	80.47	83.6	7.5	80.33	83.1	8.1	80.57	83.3
02/22/2017 01:20	8.1	80.72	82.3	80.0	8.1	80.42	83.5	7.5	80.22	83.1	8.1	80.52	83.2
02/22/2017 01:30	8.1	80.58	82.2	79.9	8.1	80.29	83.5	7.5	80.13	83.0	8.1	80.37	83.1
02/22/2017 01:40	8.1	80.50	82.1	79.8	8.1	80.22	83.4	7.5	80.06	82.9	8.1	80.32	83.0
02/22/2017 01:50	8.1	80.39	82.1	79.8	8.1	80.10	83.3	7.5	79.95	82.9	8.1	80.20	82.9
02/22/2017 02:00	8.1	80.14	82.0	79.6	8.1	79.86	83.2	7.5	79.71	82.8	8.1	79.97	82.8
02/22/2017 02:10	8.1	80.12	81.9	79.5	8.1	79.85	83.1	7.5	79.68	82.7	8.1	79.97	82.7
02/22/2017 02:20	8.1	80.01	81.8	79.4	8.1	79.74	83.0	7.5	79.59	82.6	8.1	79.88	82.7
02/22/2017 02:30	8.1	79.70	81.7	79.1	8.1	79.42	82.9	7.5	79.27	82.5	8.1	79.54	82.6
02/22/2017 02:40	8.1	79.59	81.5	78.9	8.1	79.30	82.7	7.5	79.14	82.3	8.1	79.42	82.4
02/22/2017 02:50	8.1	79.46	81.4	78.8	8.1	79.17	82.6	7.5	79.03	82.2	8.1	79.32	82.3
02/22/2017 03:00	8.1	79.32	81.3	78.7	8.1	78.98	82.5	7.5	78.86	82.1	8.1	79.14	82.2
02/22/2017 03:10	8.1	79.22	81.2	78.6	8.1	78.91	82.4	7.5	78.75	82.0	8.1	79.04	82.1
02/22/2017 03:20	8.1	79.15	81.1	78.5	8.1	78.82	82.3	7.5	78.70	81.9	8.1	78.97	82.0
02/22/2017 03:30	8.1	79.04	81.0	78.4	8.1	78.72	82.2	7.4	78.63	81.8	8.1	78.92	81.9
02/22/2017 03:40	8.1	79.06	80.9	78.5	8.1	78.77	82.1	7.5	78.63	81.7	8.1	78.92	81.7
02/22/2017 03:50	8.1	79.03	80.8	78.4	8.1	78.72	82.1	7.5	78.61	81.7	8.1	78.88	81.7
02/22/2017 04:00	8.1	78.96	80.8	78.4	8.1	78.67	82.0	7.5	78.55	81.7	8.1	78.83	81.7
02/22/2017 04:10	8.1	78.91	80.8	78.3	8.1	78.61	82.0	7.5	78.43	81.6	8.1	78.72	81.6
02/22/2017 04:20	8.1	78.81	80.7	78.2	8.1	78.53	82.0	7.5	78.39	81.5	8.1	78.63	81.6
02/22/2017 04:30	8.1	78.72	80.7	78.1	8.1	78.45	81.9	7.5	78.32	81.5	8.1	78.53	81.5
02/22/2017 04:40	8.1	78.64	80.5	78.0	8.1	78.34	81.8	7.5	78.23	81.4	8.1	78.52	81.4
02/22/2017 04:50	8.1	78.55	80.5	77.9	8.1	78.25	81.8	7.5	78.14	81.3	8.1	78.40	81.4
02/22/2017 05:00	8.1	78.53	80.4	77.9	8.1	78.22	81.7	7.5	78.13	81.3	8.1	78.35	81.3
02/22/2017 05:10	8.1	78.53	80.4	77.9	8.1	78.21	81.6	7.5	78.04	81.2	8.1	78.32	81.3
02/22/2017 05:20	8.1	78.46	80.3	77.8	8.1	78.16	81.5	7.5	78.00	81.1	8.1	78.28	81.2
02/22/2017 05:30	8.1	78.33	80.3	77.7	8.1	78.03	81.5	7.5	77.91	81.1	8.1	78.20	81.1
02/22/2017 05:40	8.1	78.22	80.2	77.6	8.1	77.87	81.5	7.5	77.77	81.0	8.1	78.06	81.1
02/22/2017 05:50	8.1	78.17	80.2	77.6	8.1	77.83	81.4	7.5	77.73	81.0	8.1	77.97	81.0
02/22/2017 06:00	8.1	78.08	80.1	77.5	8.1	77.76	81.3	7.5	77.63	80.9	8.1	77.89	80.9
02/22/2017 06:10	8.1	77.99	80.0	77.4	8.1	77.66	81.2	7.5	77.57	80.8	8.1	77.83	80.9
02/22/2017 06:20	8.1	77.99	79.9	77.3	8.1	77.68	81.1	7.5	77.59	80.7	8.1	77.84	80.8
02/22/2017 06:30	8.1	77.92	79.9	77.3	8.1	77.63	81.1	7.5	77.53	80.7	8.1	77.83	80.7
02/22/2017 06:40	8.1	77.92	79.8	77.3	8.1	77.63	81.1	7.5	77.53	80.7	8.1	77.83	80.7
02/22/2017 06:50	8.1	77.84	79.8	77.3	8.1	77.55	81.0	7.5	77.45	80.6	8.1	77.75	80.7
02/22/2017 07:00	8.1	77.83	79.8	77.2	8.1	77.52	81.0	7.5	77.41	80.6	8.1	77.67	80.7
02/22/2017 07:10	8.1	77.83	79.8	77.3	8.1	77.53	80.9	7.5	77.43	80.5	8.1	77.72	80.6
02/22/2017 07:20	8.1	77.84	79.7	77.3	8.1	77.53	80.9	7.5	77.44	80.5	8.1	77.73	80.6
02/22/2017 07:30	8.1	77.83	79.7	77.3	8.1	77.53	80.9	7.5	77.42	80.5	8.1	77.72	80.6
02/22/2017 07:40	8.1	77.87	79.7	77.3	8.1	77.55	80.9	7.5	77.48	80.5	8.1	77.75	80.5
02/22/2017 07:50	8.1	77.97	79.6	77.4	8.1	77.65	80.9	7.5	77.58	80.5	8.1	77.83	80.6
02/22/2017 08:00	8.1	77.97	79.7	77.4	8.1	77.67	80.9	7.5	77.60	80.5	8.1	77.83	80.6
02/22/2017 08:10	8.1	77.95	79.7	77.4	8.1	77.66	80.9	7.5	77.57	80.6	8.1	77.83	80.6
02/22/2017 08:20	8.1	78.00	79.7	77.3	8.1	77.70	80.9	7.5	77.61	80.5	8.1	77.86	80.6
02/22/2017 08:30	8.1	78.07	79.7	77.5	8.1	77.80	80.9	7.5	77.63	80.5	8.1	77.91	80.6
02/22/2017 08:40	8.0	78.15	79.8	77.5	8.1	77.83	81.0	7.5	77.72	80.6	8.1	78.01	80.6
02/22/2017 08:50	8.0	78.25	79.8	77.6	8.1	77.96	81.0	7.5	77.86	80.6	8.1	78.12	80.7
02/22/2017 09:00	8.0	78.32	79.8	77.7	8.1	78.02	81.1	7.5	77.92	80.6	8.1	78.21	80.8
02/22/2017 09:10	8.0	78.38	79.9	77.7	8.1	78.09	81.1	7.5	77.95	80.7	8.1	78.24	80.8

Date/Time	HW5i F	HW5i T	HW5o	HW5i not used	HW6i F	HW6i T	HW6o	HW7i F	HW7i T	HW7o	HW8i F	HW8i T	HW8o
02/22/2017 09:20	8.0	78.47	80.0	77.8	8.1	78.19	81.1	7.5	78.03	80.7	8.1	78.32	80.8
02/22/2017 09:30	8.0	78.53	80.0	77.8	8.1	78.23	81.2	7.5	78.11	80.8	8.1	78.40	80.9
02/22/2017 09:40	8.0	78.57	80.1	77.9	8.1	78.30	81.2	7.5	78.19	80.9	8.1	78.47	80.9
02/22/2017 09:50	8.0	78.67	80.1	78.0	8.1	78.38	81.3	7.5	78.28	80.9	8.1	78.53	80.9
02/22/2017 10:00	8.0	78.72	80.2	78.1	8.1	78.42	81.4	7.5	78.33	81.0	8.1	78.56	81.0
02/22/2017 10:10	8.0	78.69	80.2	78.1	8.1	78.42	81.4	7.5	78.30	81.0	8.1	78.53	81.0
02/22/2017 10:20	8.0	78.81	80.2	78.1	8.1	78.50	81.4	7.5	78.37	81.0	8.1	78.63	81.1
02/22/2017 10:30	8.0	78.92	80.3	78.2	8.1	78.61	81.5	7.5	78.51	81.1	8.1	78.79	81.1
02/22/2017 10:40	8.0	78.97	80.3	78.3	8.1	78.67	81.5	7.5	78.56	81.1	8.1	78.86	81.2
02/22/2017 10:50	8.0	79.00	80.4	78.3	8.1	78.70	81.6	7.5	78.59	81.1	8.1	78.86	81.2
02/22/2017 11:00	8.0	79.07	80.5	78.4	8.1	78.77	81.6	7.5	78.63	81.2	8.1	78.91	81.2
02/22/2017 11:10	8.0	79.13	80.5	78.4	8.1	78.81	81.7	7.5	78.64	81.2	8.1	78.92	81.3
02/22/2017 11:20	8.0	79.20	80.5	78.4	8.1	78.89	81.7	7.5	78.73	81.3	8.1	79.01	81.3
02/22/2017 11:30	8.1	79.31	80.5	78.6	8.2	78.96	81.8	7.5	78.85	81.3	8.1	79.13	81.3
02/22/2017 11:40	8.1	79.38	80.6	78.6	8.2	79.04	81.8	7.5	78.92	81.4	8.1	79.19	81.5
02/22/2017 11:50	8.0	79.51	80.6	78.7	8.1	79.23	81.8	7.5	79.06	81.4	8.1	79.31	81.5
02/22/2017 12:00	8.0	79.66	80.7	78.9	8.1	79.42	81.9	7.5	79.25	81.5	8.0	79.51	81.6
02/22/2017 12:10	8.0	79.75	80.8	79.1	8.1	79.53	82.0	7.5	79.35	81.6	8.1	79.62	81.7
02/22/2017 12:20	8.0	79.86	80.9	79.1	8.1	79.62	82.1	7.4	79.42	81.7	8.0	79.66	81.8
02/22/2017 12:30	8.0	80.10	81.0	79.3	8.1	79.81	82.2	7.5	79.64	81.8	8.1	79.88	81.9
02/22/2017 12:40	8.0	80.36	81.1	79.5	8.1	80.08	82.3	7.5	79.90	81.9	8.0	80.15	81.9
02/22/2017 12:50	8.0	80.67	81.2	79.7	8.1	80.34	82.5	7.5	80.16	82.0	8.1	80.36	82.1
02/22/2017 13:00	8.0	80.95	81.4	80.0	8.1	80.62	82.6	7.5	80.41	82.2	8.0	80.59	82.3
02/22/2017 13:10	8.0	81.32	81.5	80.2	8.1	81.01	82.8	7.4	80.79	82.3	8.1	80.93	82.5
02/22/2017 13:20	8.0	81.65	81.7	80.5	8.1	81.34	83.0	7.5	81.09	82.5	8.1	81.26	82.6
02/22/2017 13:30	8.0	81.96	81.9	81.0	8.1	81.68	83.2	7.4	81.44	82.7	8.1	81.62	82.8
02/22/2017 13:40	8.0	82.18	82.2	81.1	8.1	81.90	83.4	7.5	81.67	82.9	8.1	81.85	83.0
02/22/2017 13:50	8.0	82.44	82.4	81.3	8.1	82.17	83.7	7.4	81.94	83.2	8.1	82.08	83.3
02/22/2017 14:00	8.0	82.83	82.6	81.7	8.2	82.56	83.9	7.4	82.33	83.4	8.1	82.46	83.5
02/22/2017 14:10	8.0	83.04	82.8	81.9	8.1	82.82	84.1	7.4	82.59	83.6	8.1	82.70	83.7
02/22/2017 14:20	8.0	83.38	83.1	82.3	8.2	83.17	84.3	7.5	82.89	83.8	8.1	83.03	84.0
02/22/2017 14:30	8.0	83.68	83.3	82.6	8.2	83.50	84.5	7.4	83.24	84.0	8.1	83.35	84.2
02/22/2017 14:40	8.0	83.80	83.5	82.8	8.2	83.56	84.8	7.5	83.33	84.2	8.1	83.50	84.4
02/22/2017 14:50	8.0	83.84	83.7	82.8	8.2	83.58	85.0	7.5	83.36	84.4	8.1	83.56	84.6
02/22/2017 15:00	8.0	83.93	83.8	82.9	8.2	83.66	85.1	7.4	83.47	84.6	8.1	83.64	84.7
02/22/2017 15:10	8.0	84.03	84.0	83.1	8.2	83.78	85.2	7.5	83.58	84.7	8.1	83.76	84.8
02/22/2017 15:20	8.0	84.33	84.1	83.3	8.2	84.12	85.4	7.5	83.88	84.8	8.1	84.02	84.9
02/22/2017 15:30	8.0	84.70	84.3	83.6	8.2	84.56	85.5	7.5	84.29	85.0	8.1	84.39	85.1
02/22/2017 15:40	8.0	85.14	84.5	84.0	8.2	85.05	85.8	7.5	84.74	85.2	8.1	84.85	85.4
02/22/2017 15:50	8.0	85.42	84.8	84.3	8.2	85.33	86.0	7.5	85.01	85.4	8.1	85.14	85.6
02/22/2017 16:00	8.0	85.49	85.0	84.4	8.2	85.32	86.2	7.5	85.06	85.6	8.1	85.24	85.8
02/22/2017 16:10	8.0	85.60	85.2	84.6	8.2	85.38	86.4	7.5	85.15	85.8	8.1	85.34	86.0
02/22/2017 16:20	8.0	85.72	85.3	84.7	8.2	85.42	86.5	7.5	85.22	86.0	8.1	85.42	86.2
02/22/2017 16:30	8.1	85.72	85.4	84.8	8.2	85.42	86.6	7.5	85.22	86.1	8.1	85.42	86.3
02/22/2017 16:40	8.1	85.72	85.6	84.8	8.2	85.43	86.7	7.5	85.23	86.2	8.1	85.44	86.4
02/22/2017 16:50	8.1	85.72	85.6	84.9	8.2	85.44	86.9	7.5	85.27	86.3	8.1	85.47	86.5
02/22/2017 17:00	8.0	85.78	85.7	84.9	8.2	85.50	86.9	7.5	85.33	86.4	8.1	85.53	86.5
02/22/2017 17:10	8.0	85.89	85.8	85.0	8.2	85.69	87.0	7.5	85.49	86.5	8.1	85.69	86.7
02/22/2017 17:20	8.1	85.98	85.8	85.1	8.2	85.78	87.1	7.5	85.53	86.6	8.1	85.75	86.7
02/22/2017 17:30	8.1	86.03	86.0	85.2	8.2	85.84	87.1	7.5	85.59	86.6	8.1	85.83	86.8
02/22/2017 17:40	8.0	86.06	86.0	85.2	8.2	85.92	87.2	7.5	85.63	86.7	8.1	85.83	86.9
02/22/2017 17:50	8.1	86.05	86.0	85.2	8.2	85.81	87.3	7.5	85.58	86.8	8.1	85.80	86.9
02/22/2017 18:00	8.1	85.93	86.1	85.1	8.2	85.69	87.3	7.5	85.49	86.8	8.1	85.70	87.0
02/22/2017 18:10	8.1	85.74	86.1	85.0	8.2	85.48	87.3	7.5	85.28	86.8	8.1	85.55	87.0
02/22/2017 18:20	8.1	85.72	86.0	84.9	8.2	85.44	87.2	7.5	85.27	86.8	8.1	85.50	86.9

Date/Time	HW5i F	HW5i T	HW5o	HW5i not used	HW6i F	HW6i T	HW6o	HW7i F	HW7i T	HW7o	HW8i F	HW8i T	HW8o
02/22/2017 18:30	8.1	85.66	86.0	84.9	8.2	85.38	87.2	7.5	85.17	86.7	8.1	85.41	86.8
02/22/2017 18:40	8.1	85.47	86.0	84.8	8.2	85.18	87.2	7.5	85.03	86.7	8.1	85.27	86.8
02/22/2017 18:50	8.1	85.37	85.9	84.6	8.2	85.07	87.1	7.5	84.88	86.7	8.1	85.15	86.8
02/22/2017 19:00	8.0	85.25	85.8	84.5	8.2	84.99	87.0	7.5	84.81	86.6	8.1	85.02	86.7
02/22/2017 19:10	8.0	85.21	85.8	84.5	8.2	84.91	87.0	7.5	84.73	86.5	8.1	84.98	86.6
02/22/2017 19:20	8.0	85.18	85.8	84.5	8.2	84.92	87.0	7.5	84.73	86.4	8.1	84.98	86.6
02/22/2017 19:30	8.0	85.11	85.7	84.4	8.2	84.83	86.9	7.5	84.69	86.4	8.1	84.92	86.6
02/22/2017 19:40	8.0	85.02	85.7	84.3	8.2	84.76	86.8	7.5	84.59	86.4	8.1	84.83	86.5
02/22/2017 19:50	8.0	84.95	85.6	84.2	8.2	84.70	86.8	7.5	84.52	86.4	8.1	84.73	86.5
02/22/2017 20:00	8.0	84.87	85.6	84.1	8.2	84.61	86.8	7.5	84.43	86.3	8.1	84.71	86.4
02/22/2017 20:10	8.0	84.75	85.5	84.1	8.2	84.47	86.7	7.5	84.34	86.3	8.1	84.58	86.4
02/22/2017 20:20	8.1	84.69	85.5	83.9	8.2	84.37	86.7	7.5	84.22	86.2	8.1	84.50	86.3
02/22/2017 20:30	8.0	84.57	85.4	83.9	8.2	84.27	86.6	7.5	84.10	86.1	8.1	84.36	86.2
02/22/2017 20:40	8.1	84.45	85.3	83.8	8.2	84.18	86.5	7.5	84.02	86.1	8.1	84.29	86.2
02/22/2017 20:50	8.0	84.31	85.3	83.6	8.2	84.03	86.4	7.5	83.89	86.0	8.1	84.16	86.1
02/22/2017 21:00	8.1	84.20	85.2	83.5	8.2	83.92	86.4	7.5	83.76	85.9	8.1	84.02	86.0
02/22/2017 21:10	8.0	84.05	85.1	83.4	8.2	83.76	86.3	7.5	83.64	85.8	8.1	83.86	85.9
02/22/2017 21:20	8.0	83.88	85.0	83.1	8.2	83.59	86.2	7.5	83.42	85.7	8.1	83.67	85.8
02/22/2017 21:30	8.0	83.76	84.9	83.1	8.2	83.48	86.1	7.5	83.33	85.6	8.1	83.58	85.7
02/22/2017 21:40	8.0	83.66	84.8	82.9	8.2	83.38	86.0	7.5	83.25	85.5	8.1	83.52	85.6
02/22/2017 21:50	8.0	83.60	84.7	82.9	8.2	83.29	85.9	7.4	83.16	85.5	8.1	83.42	85.5
02/22/2017 22:00	8.0	83.46	84.6	82.8	8.2	83.19	85.8	7.4	83.02	85.4	8.1	83.29	85.5
02/22/2017 22:10	8.0	83.34	84.5	82.7	8.2	83.06	85.7	7.5	82.92	85.3	8.1	83.18	85.4
02/22/2017 22:20	8.0	83.22	84.5	82.6	8.2	82.92	85.7	7.5	82.80	85.2	8.1	83.07	85.3
02/22/2017 22:30	8.0	83.10	84.4	82.5	8.2	82.82	85.6	7.5	82.67	85.1	8.1	82.95	85.3
02/22/2017 22:40	8.0	82.96	84.3	82.3	8.2	82.70	85.4	7.4	82.59	85.0	8.1	82.83	85.1
02/22/2017 22:50	8.0	82.87	84.2	82.2	8.2	82.54	85.3	7.4	82.42	85.0	8.1	82.68	85.0
02/22/2017 23:00	8.0	82.70	84.1	82.0	8.2	82.41	85.2	7.4	82.25	84.8	8.1	82.53	85.0
02/22/2017 23:10	8.0	82.58	84.0	81.9	8.2	82.28	85.2	7.4	82.17	84.8	8.1	82.43	84.8
02/22/2017 23:20	8.0	82.47	83.9	81.8	8.2	82.15	85.0	7.4	82.01	84.6	8.1	82.29	84.7
02/22/2017 23:30	8.0	82.34	83.8	81.7	8.2	82.05	85.0	7.4	81.89	84.5	8.1	82.16	84.6
02/22/2017 23:40	8.0	82.19	83.7	81.6	8.2	81.91	84.8	7.4	81.75	84.4	8.1	82.05	84.5
02/22/2017 23:50	8.0	82.08	83.6	81.5	8.2	81.79	84.8	7.4	81.59	84.3	8.1	81.89	84.4
02/23/2017 00:00	8.0	81.97	83.5	81.3	8.2	81.67	84.7	7.4	81.51	84.2	8.1	81.81	84.3
02/23/2017 00:10	8.0	81.86	83.4	81.2	8.2	81.57	84.5	7.4	81.40	84.2	8.1	81.71	84.2
02/23/2017 00:20	8.0	81.78	83.3	81.1	8.2	81.46	84.5	7.4	81.28	84.1	8.1	81.58	84.1
02/23/2017 00:30	8.0	81.66	83.2	81.0	8.2	81.36	84.4	7.4	81.17	84.0	8.1	81.47	84.1
02/23/2017 00:40	8.0	81.56	83.1	80.9	8.2	81.26	84.3	7.4	81.11	83.9	8.1	81.37	84.0
02/23/2017 00:50	8.0	81.44	83.0	80.8	8.2	81.15	84.2	7.4	81.00	83.8	8.1	81.27	83.9
02/23/2017 01:00	8.0	81.38	82.9	80.7	8.2	81.10	84.1	7.4	80.90	83.7	8.1	81.18	83.8
02/23/2017 01:10	8.0	81.31	82.9	80.7	8.2	81.03	84.0	7.4	80.84	83.6	8.1	81.12	83.7
02/23/2017 01:20	8.0	81.23	82.7	80.6	8.2	80.96	84.0	7.4	80.82	83.6	8.1	81.08	83.6
02/23/2017 01:30	8.0	81.21	82.7	80.6	8.2	80.92	83.9	7.4	80.73	83.5	8.1	81.03	83.6
02/23/2017 01:40	8.0	81.13	82.6	80.5	8.2	80.84	83.8	7.4	80.67	83.5	8.1	80.95	83.5
02/23/2017 01:50	8.0	81.12	82.6	80.4	8.2	80.81	83.8	7.4	80.64	83.4	8.1	80.93	83.5
02/23/2017 02:00	8.0	81.06	82.6	80.4	8.2	80.75	83.8	7.4	80.57	83.4	8.1	80.86	83.4
02/23/2017 02:10	8.0	81.02	82.5	80.3	8.2	80.72	83.7	7.4	80.52	83.3	8.1	80.82	83.4
02/23/2017 02:20	8.0	80.99	82.5	80.4	8.2	80.72	83.6	7.4	80.51	83.3	8.1	80.77	83.4
02/23/2017 02:30	8.0	80.96	82.4	80.3	8.2	80.69	83.6	7.4	80.47	83.3	8.1	80.75	83.3
02/23/2017 02:40	8.0	80.90	82.4	80.2	8.2	80.63	83.6	7.4	80.42	83.2	8.1	80.71	83.3
02/23/2017 02:50	8.0	80.79	82.4	80.2	8.2	80.52	83.5	7.4	80.33	83.2	8.1	80.61	83.3
02/23/2017 03:00	8.0	80.47	82.3	79.9	8.2	80.21	83.4	7.4	80.03	83.1	8.1	80.30	83.2
02/23/2017 03:10	8.0	80.32	82.1	79.8	8.2	80.07	83.3	7.4	79.89	83.0	8.1	80.16	83.1
02/23/2017 03:20	8.0	80.10	82.0	79.6	8.2	79.88	83.2	7.4	79.70	82.8	8.1	79.98	82.9
02/23/2017 03:30	8.0	80.00	81.9	79.4	8.2	79.75	83.1	7.4	79.58	82.7	8.1	79.87	82.8

Date/Time	HW5i F	HW5i T	HW5o	HW5i not used	HW6i F	HW6i T	HW6o	HW7i F	HW7i T	HW7o	HW8i F	HW8i T	HW8o
02/23/2017 03:40	8.0	79.94	81.8	79.3	8.2	79.68	82.9	7.4	79.48	82.6	8.1	79.78	82.6
02/23/2017 03:50	8.0	79.77	81.7	79.2	8.2	79.52	82.9	7.4	79.36	82.5	8.1	79.62	82.6
02/23/2017 04:00	8.0	79.68	81.6	79.0	8.2	79.44	82.8	7.4	79.28	82.4	8.1	79.54	82.5
02/23/2017 04:10	8.0	79.63	81.5	79.0	8.2	79.40	82.7	7.4	79.20	82.3	8.1	79.48	82.4
02/23/2017 04:20	8.0	79.57	81.4	79.0	8.2	79.33	82.6	7.4	79.13	82.2	8.1	79.41	82.3
02/23/2017 04:30	8.0	79.44	81.4	78.9	8.2	79.22	82.5	7.4	79.03	82.1	8.1	79.33	82.2
02/23/2017 04:40	8.0	79.33	81.3	78.8	8.2	79.07	82.5	7.4	78.93	82.1	8.1	79.23	82.2
02/23/2017 04:50	8.0	79.31	81.2	78.7	8.2	79.03	82.4	7.4	78.86	82.0	8.0	79.15	82.1
02/23/2017 05:00	8.0	79.20	81.1	78.6	8.2	78.93	82.3	7.4	78.75	81.9	8.1	79.06	82.0
02/23/2017 05:10	8.0	79.11	81.0	78.5	8.2	78.84	82.2	7.4	78.67	81.8	8.1	78.97	81.9
02/23/2017 05:20	8.0	79.02	81.0	78.4	8.2	78.76	82.2	7.4	78.62	81.8	8.1	78.92	81.8
02/23/2017 05:30	8.0	78.95	80.9	78.4	8.2	78.71	82.1	7.4	78.55	81.7	8.1	78.85	81.8
02/23/2017 05:40	8.0	78.92	80.9	78.4	8.2	78.63	82.0	7.4	78.51	81.7	8.1	78.80	81.7
02/23/2017 05:50	8.0	78.92	80.8	78.3	8.2	78.61	82.0	7.4	78.46	81.6	8.1	78.72	81.7
02/23/2017 06:00	8.0	78.89	80.7	78.2	8.2	78.58	81.9	7.4	78.42	81.6	8.1	78.71	81.6
02/23/2017 06:10	8.0	78.83	80.7	78.2	8.2	78.53	81.9	7.4	78.40	81.5	8.1	78.65	81.5
02/23/2017 06:20	8.0	78.84	80.7	78.2	8.2	78.53	81.9	7.4	78.42	81.5	8.1	78.67	81.5
02/23/2017 06:30	8.0	78.73	80.7	78.1	8.2	78.47	81.8	7.4	78.33	81.4	8.1	78.59	81.5
02/23/2017 06:40	8.0	78.58	80.6	78.0	8.2	78.29	81.7	7.4	78.18	81.4	8.1	78.47	81.4
02/23/2017 06:50	8.0	78.57	80.5	78.0	8.2	78.33	81.7	7.4	78.22	81.3	8.1	78.48	81.4
02/23/2017 07:00	8.0	78.55	80.4	78.0	8.2	78.31	81.6	7.4	78.16	81.2	8.1	78.44	81.3
02/23/2017 07:10	8.0	78.53	80.4	78.0	8.2	78.25	81.6	7.4	78.12	81.2	8.0	78.41	81.3
02/23/2017 07:20	8.0	78.51	80.4	77.9	8.2	78.23	81.6	7.4	78.08	81.2	8.1	78.37	81.2
02/23/2017 07:30	8.0	78.60	80.4	78.0	8.1	78.32	81.5	7.4	78.17	81.2	8.0	78.43	81.3
02/23/2017 07:40	8.0	78.74	80.4	78.0	8.2	78.41	81.6	7.4	78.29	81.2	8.1	78.52	81.2
02/23/2017 07:50	8.0	78.84	80.4	78.1	8.2	78.51	81.6	7.4	78.36	81.2	8.1	78.58	81.2
02/23/2017 08:00	8.0	78.93	80.5	78.2	8.2	78.63	81.6	7.4	78.48	81.2	8.1	78.73	81.3
02/23/2017 08:10	8.0	79.03	80.5	78.3	8.2	78.74	81.6	7.4	78.60	81.3	8.1	78.84	81.3
02/23/2017 08:20	8.0	79.08	80.6	78.3	8.2	78.81	81.7	7.4	78.64	81.3	8.1	78.91	81.4
02/23/2017 08:30	8.0	79.21	80.6	78.5	8.2	78.92	81.7	7.4	78.74	81.4	8.1	79.00	81.4
02/23/2017 08:40	8.0	79.24	80.7	78.5	8.2	78.92	81.8	7.4	78.72	81.4	8.1	78.96	81.5
02/23/2017 08:50	8.0	79.45	80.7	78.6	8.2	79.08	81.8	7.4	78.93	81.5	8.1	79.12	81.5
02/23/2017 09:00	8.0	79.91	80.8	78.8	8.2	79.47	81.9	7.4	79.30	81.5	8.0	79.40	81.7
02/23/2017 09:10	8.0	80.31	80.9	79.1	8.2	79.78	82.1	7.4	79.64	81.7	8.1	79.72	81.7
02/23/2017 09:20	8.0	80.60	81.0	79.3	8.2	80.09	82.2	7.4	79.95	81.8	8.1	80.01	81.9
02/23/2017 09:30	8.0	80.93	81.2	79.6	8.2	80.41	82.4	7.4	80.26	82.0	8.1	80.28	82.1
02/23/2017 09:40	8.0	81.32	81.4	79.9	8.2	80.80	82.6	7.4	80.66	82.1	8.1	80.67	82.2
02/23/2017 09:50	8.0	81.61	81.6	80.3	8.2	81.09	82.8	7.4	80.95	82.4	8.1	80.98	82.5
02/23/2017 10:00	8.0	81.85	81.8	80.5	8.2	81.33	83.0	7.4	81.15	82.6	8.1	81.20	82.7
02/23/2017 10:10	8.0	82.14	82.1	80.8	8.2	81.61	83.2	7.4	81.47	82.8	8.1	81.50	82.9
02/23/2017 10:20	8.0	82.47	82.2	81.1	8.2	81.99	83.4	7.4	81.84	83.0	8.1	81.89	83.1
02/23/2017 10:30	8.0	82.77	82.5	81.5	8.2	82.34	83.7	7.4	82.17	83.3	8.1	82.21	83.3
02/23/2017 10:40	8.0	83.02	82.7	81.7	8.2	82.64	84.0	7.4	82.45	83.5	8.1	82.52	83.5
02/23/2017 10:50	8.0	83.31	83.0	82.1	8.2	82.95	84.2	7.4	82.76	83.7	8.1	82.84	83.8
02/23/2017 11:00	8.0	83.55	83.2	82.4	8.2	83.22	84.4	7.4	82.99	84.0	8.1	83.11	84.1
02/23/2017 11:10	8.0	83.59	83.4	82.5	8.2	83.28	84.6	7.4	83.09	84.2	8.1	83.25	84.3
02/23/2017 11:20	8.0	84.01	83.6	82.9	8.2	83.72	84.8	7.4	83.52	84.4	8.1	83.60	84.5
02/23/2017 11:30	8.0	84.42	83.9	83.2	8.2	84.15	85.1	7.4	83.93	84.6	8.1	84.02	84.7
02/23/2017 11:40	8.0	84.76	84.1	83.6	8.2	84.53	85.3	7.4	84.29	84.9	8.1	84.38	85.0
02/23/2017 11:50	8.0	84.97	84.4	83.9	8.2	84.75	85.6	7.4	84.49	85.1	8.1	84.66	85.2
02/23/2017 12:00	8.0	85.18	84.7	84.1	8.2	84.96	85.9	7.4	84.72	85.3	8.1	84.88	85.5
02/23/2017 12:10	8.0	85.46	84.9	84.4	8.2	85.22	86.1	7.5	85.00	85.5	8.1	85.15	85.7
02/23/2017 12:20	8.0	85.56	85.1	84.6	8.2	85.34	86.3	7.5	85.11	85.8	8.1	85.30	86.0
02/23/2017 12:30	8.0	85.61	85.3	84.7	8.2	85.39	86.5	7.5	85.13	86.0	8.1	85.34	86.1
02/23/2017 12:40	8.0	85.61	85.4	84.7	8.2	85.38	86.6	7.5	85.15	86.1	8.1	85.37	86.3

Date/Time	HW5i F	HW5i T	HW5o	HW5i not used	HW6i F	HW6i T	HW6o	HW7i F	HW7i T	HW7o	HW8i F	HW8i T	HW8o
02/23/2017 12:50	8.0	85.68	85.5	84.8	8.2	85.44	86.7	7.5	85.19	86.2	8.1	85.42	86.3
02/23/2017 13:00	8.0	85.72	85.7	84.9	8.2	85.50	86.8	7.5	85.29	86.3	8.1	85.49	86.5
02/23/2017 13:10	8.0	85.95	85.7	85.0	8.2	85.73	86.9	7.5	85.48	86.4	8.1	85.67	86.6
02/23/2017 13:20	8.0	86.05	85.8	85.1	8.2	85.80	87.1	7.5	85.56	86.5	8.1	85.75	86.7
02/23/2017 13:30	8.0	86.18	85.9	85.3	8.2	85.97	87.2	7.5	85.71	86.7	8.1	85.89	86.8
02/23/2017 13:40	8.0	86.31	86.1	85.4	8.2	86.12	87.2	7.5	85.86	86.8	8.1	86.04	86.9
02/23/2017 13:50	8.0	86.30	86.2	85.4	8.2	86.11	87.3	7.5	85.88	86.9	8.1	86.08	87.0
02/23/2017 14:00	8.0	86.29	86.2	85.5	8.2	86.08	87.4	7.5	85.85	86.9	8.1	86.06	87.1
02/23/2017 14:10	8.0	86.27	86.3	85.5	8.2	86.06	87.5	7.5	85.86	87.0	8.1	86.06	87.1
02/23/2017 14:20	8.0	86.32	86.3	85.5	8.0	86.11	87.5	8.0	85.90	87.0	8.0	86.10	87.2
02/23/2017 14:30	7.9	86.40	86.4	85.6	8.0	86.16	87.6	8.1	85.96	87.0	8.1	86.17	87.2
02/23/2017 14:40	8.0	86.49	86.4	85.7	8.0	86.22	87.6	8.1	86.03	87.1	8.1	86.22	87.3
02/23/2017 14:50	7.9	86.51	86.5	85.7	8.0	86.27	87.7	8.0	86.06	87.2	8.0	86.27	87.4
02/23/2017 15:00	7.9	86.65	86.6	85.7	8.0	86.46	87.8	8.0	86.23	87.2	8.1	86.45	87.4
02/23/2017 15:10	8.0	86.84	86.7	85.9	8.0	86.71	87.8	8.0	86.44	87.3	8.0	86.62	87.5
02/23/2017 15:20	7.9	87.02	86.8	86.1	8.0	86.92	88.0	8.0	86.62	87.4	8.1	86.82	87.6
02/23/2017 15:30	7.9	87.14	86.9	86.3	8.0	87.03	88.1	8.0	86.72	87.5	8.1	86.93	87.8
02/23/2017 15:40	8.0	87.13	87.0	86.3	8.0	87.03	88.2	8.0	86.72	87.6	8.1	86.93	87.8
02/23/2017 15:50	7.9	87.22	87.1	86.4	8.0	87.10	88.3	8.1	86.82	87.7	8.1	87.03	87.9
02/23/2017 16:00	7.9	87.12	87.2	86.4	8.0	86.96	88.3	8.0	86.69	87.8	8.1	86.94	88.0
02/23/2017 16:10	8.0	86.95	87.2	86.3	8.0	86.77	88.4	8.0	86.55	87.8	8.1	86.77	88.0
02/23/2017 16:20	7.9	86.75	87.1	86.1	8.0	86.52	88.3	8.0	86.33	87.8	8.1	86.56	88.0
02/23/2017 16:30	8.0	86.52	87.0	85.8	8.0	86.25	88.3	8.0	86.08	87.7	8.1	86.33	87.9
02/23/2017 16:40	7.9	86.31	87.0	85.6	8.0	86.05	88.2	8.0	85.88	87.6	8.1	86.13	87.8
02/23/2017 16:50	1.6	84.35	85.2	83.8	1.6	83.80	87.7	1.6	84.49	86.5	1.6	85.07	86.9
02/23/2017 17:00	2.2	80.72	81.6	77.7	2.2	79.10	85.4	2.2	81.23	80.6	2.3	80.93	81.1
02/23/2017 17:10	7.9	84.89	86.2	80.7	7.8	84.60	88.1	7.8	84.47	88.0	7.9	84.72	88.2
02/23/2017 17:20	7.9	84.92	86.7	84.2	7.8	84.63	88.0	7.9	84.44	87.3	7.9	84.72	87.5
02/23/2017 17:30	6.8	84.91	86.2	84.2	6.7	84.56	87.5	6.8	84.45	86.8	6.8	84.70	87.0
02/23/2017 17:40	6.3	84.08	86.0	84.0	6.2	83.69	87.3	6.2	83.77	86.7	6.3	83.96	86.9
02/23/2017 17:50	8.0	84.69	86.0	84.0	7.9	84.40	87.3	7.8	84.26	86.6	8.0	84.49	86.8
02/23/2017 18:00	8.0	84.58	85.8	83.9	7.9	84.31	87.0	7.8	84.12	86.4	8.0	84.37	86.6
02/23/2017 18:10	8.0	84.51	85.7	83.8	7.9	84.23	86.9	7.8	84.05	86.3	8.0	84.33	86.5
02/23/2017 18:20	8.0	84.42	85.5	83.7	7.9	84.19	86.8	7.8	84.03	86.2	8.0	84.26	86.4
02/23/2017 18:30	8.0	84.35	85.5	83.6	7.9	84.12	86.7	7.8	83.94	86.1	8.0	84.17	86.3
02/23/2017 18:40	8.0	84.33	85.4	83.6	7.9	84.03	86.7	7.8	83.89	86.1	8.0	84.13	86.3
02/23/2017 18:50	8.0	84.31	85.3	83.6	7.9	84.00	86.6	7.8	83.83	86.0	8.0	84.10	86.2
02/23/2017 19:00	8.0	84.26	85.3	83.6	7.9	83.94	86.6	7.8	83.82	85.9	8.0	84.04	86.1
02/23/2017 19:10	8.0	84.21	85.3	83.5	7.9	83.92	86.5	7.8	83.74	85.9	8.0	84.00	86.1
02/23/2017 19:20	8.0	84.16	85.2	83.4	7.9	83.91	86.4	7.8	83.72	85.8	8.0	83.94	86.0
02/23/2017 19:30	8.0	84.13	85.1	83.4	7.9	83.83	86.4	7.8	83.72	85.7	8.0	83.92	86.0
02/23/2017 19:40	8.0	84.12	85.1	83.4	7.9	83.83	86.4	7.8	83.69	85.7	8.0	83.92	85.9
02/23/2017 19:50	8.0	84.10	85.1	83.3	7.9	83.83	86.3	7.8	83.64	85.7	8.0	83.92	85.9
02/23/2017 20:00	8.0	84.03	85.0	83.4	7.9	83.82	86.3	7.8	83.63	85.7	8.0	83.90	85.9
02/23/2017 20:10	8.0	84.03	85.0	83.3	7.9	83.74	86.3	7.8	83.63	85.7	8.0	83.83	85.9
02/23/2017 20:20	8.0	83.94	85.0	83.3	7.9	83.72	86.2	7.8	83.54	85.6	8.0	83.83	85.8
02/23/2017 20:30	8.0	83.92	85.0	83.3	7.9	83.67	86.2	7.8	83.53	85.6	8.0	83.76	85.8
02/23/2017 20:40	8.0	83.92	85.0	83.2	7.9	83.63	86.2	7.8	83.51	85.6	8.0	83.73	85.8
02/23/2017 20:50	8.0	83.88	84.9	83.2	7.9	83.62	86.2	7.8	83.42	85.6	8.0	83.64	85.8
02/23/2017 21:00	8.0	83.83	84.9	83.1	7.9	83.55	86.2	7.8	83.39	85.5	8.0	83.63	85.7
02/23/2017 21:10	8.0	83.80	84.9	83.1	7.9	83.52	86.1	7.8	83.33	85.5	8.0	83.62	85.7
02/23/2017 21:20	8.0	83.72	84.8	83.0	7.9	83.46	86.0	7.8	83.33	85.5	8.0	83.57	85.7
02/23/2017 21:30	8.0	83.70	84.8	83.0	7.9	83.42	86.0	7.8	83.30	85.4	8.0	83.53	85.6
02/23/2017 21:40	8.0	83.63	84.8	82.9	7.9	83.36	86.0	7.7	83.22	85.4	8.0	83.48	85.6
02/23/2017 21:50	8.0	83.63	84.7	82.9	7.9	83.32	86.0	7.7	83.19	85.4	8.0	83.42	85.5

Date/Time	HW5i F	HW5i T	HW5o	HW5i not used	HW6i F	HW6i T	HW6o	HW7i F	HW7i T	HW7o	HW8i F	HW8i T	HW8o
02/23/2017 22:00	8.0	83.59	84.7	82.8	7.9	83.25	85.9	7.7	83.13	85.3	8.0	83.39	85.5
02/23/2017 22:10	8.0	83.53	84.6	82.8	7.9	83.22	85.9	7.7	83.13	85.3	8.0	83.33	85.5
02/23/2017 22:20	8.0	83.53	84.6	82.8	7.9	83.22	85.8	7.7	83.06	85.2	8.0	83.33	85.5
02/23/2017 22:30	8.0	83.53	84.6	82.8	7.9	83.22	85.8	7.7	83.02	85.2	8.0	83.33	85.4
02/23/2017 22:40	8.0	83.47	84.5	82.8	7.9	83.20	85.8	7.7	83.02	85.2	8.0	83.28	85.4
02/23/2017 22:50	8.0	83.42	84.5	82.7	7.9	83.14	85.8	7.7	83.02	85.2	8.0	83.23	85.4
02/23/2017 23:00	8.0	83.42	84.5	82.7	7.9	83.13	85.7	7.7	82.95	85.1	8.0	83.22	85.4
02/23/2017 23:10	8.0	83.38	84.5	82.7	7.9	83.12	85.7	7.7	82.92	85.1	8.0	83.22	85.4
02/23/2017 23:20	8.0	83.33	84.5	82.6	7.9	83.04	85.7	7.7	82.92	85.1	8.0	83.18	85.4
02/23/2017 23:30	8.0	83.30	84.4	82.6	7.9	83.02	85.7	7.7	82.90	85.1	8.0	83.13	85.3
02/23/2017 23:40	8.0	83.23	84.4	82.6	7.9	82.94	85.7	7.7	82.83	85.0	8.0	83.10	85.3
02/23/2017 23:50	8.0	83.22	84.4	82.5	7.9	82.92	85.6	7.7	82.83	85.0	8.0	83.08	85.2
02/24/2017 00:00	8.0	83.22	84.3	82.5	7.9	82.92	85.5	7.7	82.83	85.0	8.0	83.05	85.2
02/24/2017 00:10	8.0	83.22	84.3	82.5	7.9	82.92	85.6	7.7	82.83	85.0	8.0	83.02	85.2
02/24/2017 00:20	8.0	83.22	84.3	82.5	7.9	82.92	85.5	7.7	82.83	85.0	8.0	83.07	85.2
02/24/2017 00:30	8.0	83.22	84.3	82.5	7.9	82.93	85.6	7.7	82.83	85.0	8.0	83.06	85.2
02/24/2017 00:40	8.0	83.22	84.3	82.5	7.9	82.92	85.6	7.7	82.83	85.0	8.0	83.03	85.1
02/24/2017 00:50	8.0	83.22	84.3	82.5	7.9	82.92	85.6	7.7	82.82	85.0	8.0	83.05	85.2
02/24/2017 01:00	8.0	83.22	84.3	82.5	7.9	82.92	85.5	7.7	82.83	85.0	8.0	83.05	85.2
02/24/2017 01:10	8.0	83.22	84.3	82.5	7.9	82.92	85.5	7.7	82.83	84.9	8.0	83.04	85.2
02/24/2017 01:20	8.0	83.22	84.3	82.5	7.9	82.92	85.5	7.7	82.82	84.9	8.0	83.03	85.1
02/24/2017 01:30	8.0	83.22	84.3	82.5	7.9	82.92	85.5	7.7	82.83	84.9	8.0	83.03	85.1
02/24/2017 01:40	8.0	83.22	84.3	82.5	7.9	82.92	85.5	7.7	82.83	84.9	8.0	83.09	85.1
02/24/2017 01:50	8.0	83.23	84.3	82.5	7.9	82.94	85.5	7.7	82.81	84.9	8.0	83.06	85.2
02/24/2017 02:00	8.0	83.29	84.3	82.6	7.9	83.01	85.5	7.7	82.89	84.9	8.0	83.12	85.2
02/24/2017 02:10	8.0	83.31	84.3	82.6	7.9	83.02	85.5	7.7	82.92	84.9	8.0	83.13	85.2
02/24/2017 02:20	8.0	83.23	84.3	82.5	7.9	82.97	85.5	7.7	82.85	85.0	8.0	83.11	85.2
02/24/2017 02:30	8.0	83.22	84.3	82.6	7.9	82.95	85.5	7.7	82.83	85.0	8.0	83.11	85.2
02/24/2017 02:40	8.0	83.26	84.3	82.6	7.9	83.00	85.5	7.7	82.87	85.0	8.0	83.13	85.2
02/24/2017 02:50	8.0	83.30	84.3	82.6	7.9	83.02	85.5	7.7	82.91	84.9	8.0	83.13	85.2
02/24/2017 03:00	8.0	83.32	84.3	82.6	7.9	83.02	85.5	7.7	82.92	84.9	8.0	83.13	85.2
02/24/2017 03:10	8.0	83.33	84.3	82.6	7.9	83.03	85.5	7.7	82.92	84.9	8.0	83.17	85.2
02/24/2017 03:20	8.0	83.38	84.3	82.6	7.9	83.08	85.6	7.7	82.94	84.9	8.0	83.19	85.2
02/24/2017 03:30	8.0	83.40	84.3	82.7	7.9	83.12	85.6	7.7	82.92	85.0	8.0	83.22	85.2
02/24/2017 03:40	8.0	83.37	84.4	82.7	7.9	83.10	85.6	7.7	82.92	85.0	8.0	83.22	85.2
02/24/2017 03:50	8.0	83.33	84.4	82.6	7.9	83.07	85.6	7.7	82.92	85.1	8.0	83.21	85.2
02/24/2017 04:00	8.0	83.33	84.4	82.6	7.9	83.05	85.6	7.7	82.92	85.0	8.0	83.19	85.2
02/24/2017 04:10	8.0	83.28	84.3	82.6	7.9	83.02	85.6	7.7	82.90	85.0	8.0	83.13	85.2
02/24/2017 04:20	8.0	83.23	84.3	82.6	7.9	82.98	85.6	7.7	82.83	85.0	8.0	83.10	85.2
02/24/2017 04:30	8.0	83.22	84.3	82.5	7.9	82.92	85.5	7.7	82.82	84.9	8.0	83.03	85.2
02/24/2017 04:40	8.0	83.21	84.3	82.5	7.9	82.92	85.5	7.7	82.76	85.0	8.0	83.02	85.2
02/24/2017 04:50	8.0	83.14	84.3	82.5	7.9	82.89	85.5	7.7	82.72	84.9	8.0	82.96	85.1
02/24/2017 05:00	8.0	83.13	84.2	82.5	7.9	82.86	85.5	7.7	82.72	84.9	8.0	82.92	85.1
02/24/2017 05:10	8.0	83.12	84.2	82.4	7.9	82.83	85.4	7.7	82.67	84.9	8.0	82.92	85.0
02/24/2017 05:20	8.0	83.05	84.2	82.3	7.9	82.82	85.4	7.7	82.64	84.8	8.0	82.92	85.1
02/24/2017 05:30	8.0	83.02	84.2	82.3	7.9	82.72	85.4	7.7	82.63	84.8	8.0	82.91	85.0
02/24/2017 05:40	8.0	83.01	84.1	82.3	7.9	82.72	85.4	7.7	82.62	84.8	8.0	82.86	85.0
02/24/2017 05:50	8.0	82.92	84.1	82.2	7.9	82.69	85.3	7.7	82.55	84.8	8.0	82.83	85.0
02/24/2017 06:00	8.0	82.92	84.1	82.2	7.9	82.65	85.3	7.7	82.54	84.8	8.0	82.78	84.9
02/24/2017 06:10	8.0	82.92	84.1	82.2	7.9	82.62	85.3	7.7	82.49	84.7	8.0	82.72	84.9
02/24/2017 06:20	8.0	82.92	84.0	82.2	7.9	82.62	85.3	7.7	82.50	84.7	8.0	82.72	84.9
02/24/2017 06:30	8.0	82.92	84.0	82.2	7.9	82.56	85.3	7.7	82.43	84.7	8.0	82.72	84.9
02/24/2017 06:40	8.0	82.84	84.0	82.1	7.9	82.52	85.3	7.7	82.42	84.7	8.0	82.66	84.9
02/24/2017 06:50	8.0	82.82	84.0	82.1	7.9	82.52	85.2	7.7	82.35	84.7	8.0	82.63	84.9
02/24/2017 07:00	8.0	82.74	84.0	82.1	7.9	82.50	85.2	7.7	82.33	84.6	8.0	82.58	84.9

Date/Time	HW5i F	HW5i T	HW5o	HW5i not used	HW6i F	HW6i T	HW6o	HW7i F	HW7i T	HW7o	HW8i F	HW8i T	HW8o
02/24/2017 07:10	8.0	82.73	83.9	82.0	7.9	82.47	85.2	7.7	82.33	84.6	8.0	82.56	84.8
02/24/2017 07:20	8.0	82.72	83.9	82.0	7.9	82.43	85.1	7.7	82.31	84.6	8.0	82.53	84.7
02/24/2017 07:30	8.0	82.72	83.8	82.0	7.9	82.42	85.1	7.7	82.29	84.6	8.0	82.52	84.7
02/24/2017 07:40	8.0	82.72	83.8	82.0	7.9	82.42	85.1	7.7	82.27	84.6	8.0	82.52	84.7
02/24/2017 07:50	8.0	82.72	83.8	82.0	7.9	82.43	85.1	7.7	82.32	84.5	8.0	82.53	84.7
02/24/2017 08:00	8.0	82.78	83.8	82.1	7.9	82.50	85.1	7.7	82.33	84.5	8.0	82.58	84.7
02/24/2017 08:10	8.0	82.82	83.9	82.0	7.9	82.52	85.1	7.7	82.34	84.6	8.0	82.62	84.7
02/24/2017 08:20	8.0	82.84	83.9	82.0	7.9	82.52	85.1	7.7	82.39	84.5	8.0	82.64	84.7
02/24/2017 08:30	8.0	82.84	83.9	82.1	7.9	82.52	85.1	7.7	82.42	84.6	8.0	82.64	84.7
02/24/2017 08:40	8.0	82.87	83.9	82.1	7.9	82.53	85.1	7.7	82.42	84.6	8.0	82.68	84.8
02/24/2017 08:50	8.0	82.92	83.9	82.2	7.9	82.61	85.1	7.7	82.48	84.6	8.0	82.72	84.8
02/24/2017 09:00	8.0	82.92	83.9	82.2	7.9	82.63	85.1	7.7	82.52	84.6	8.0	82.74	84.8
02/24/2017 09:10	8.0	82.92	83.9	82.2	7.9	82.61	85.2	7.7	82.50	84.6	8.0	82.75	84.8
02/24/2017 09:20	8.0	82.92	84.0	82.2	7.9	82.62	85.2	7.7	82.51	84.6	8.0	82.73	84.8
02/24/2017 09:30	8.0	82.92	84.0	82.2	7.9	82.56	85.2	7.7	82.43	84.6	8.0	82.69	84.8
02/24/2017 09:40	8.0	82.67	83.9	81.9	7.9	82.33	85.1	7.7	82.18	84.6	8.0	82.43	84.8
02/24/2017 09:50	8.0	82.13	83.8	81.5	7.9	81.84	85.0	7.7	81.66	84.5	8.0	81.94	84.7
02/24/2017 10:00	8.0	82.03	83.7	81.4	7.9	81.71	84.9	7.7	81.54	84.3	8.0	81.83	84.5
02/24/2017 10:10	8.0	81.83	83.5	81.2	7.9	81.51	84.7	7.7	81.34	84.2	8.0	81.63	84.3
02/24/2017 10:20	8.0	81.59	83.4	80.9	7.9	81.27	84.6	7.7	81.09	84.0	8.0	81.36	84.2
02/24/2017 10:30	8.0	81.27	83.2	80.6	7.9	80.94	84.4	7.7	80.79	83.9	8.0	81.03	84.0
02/24/2017 10:40	8.0	81.01	83.0	80.4	7.9	80.67	84.2	7.7	80.50	83.7	8.0	80.78	83.9
02/24/2017 10:50	8.0	80.71	82.8	80.1	7.9	80.39	84.0	7.7	80.23	83.5	8.0	80.50	83.6
02/24/2017 11:00	8.0	80.60	82.6	80.0	7.9	80.26	83.8	7.7	80.11	83.3	8.0	80.34	83.5
02/24/2017 11:10	8.0	80.32	82.4	79.7	7.9	80.04	83.7	7.7	79.86	83.1	8.0	80.13	83.3
02/24/2017 11:20	8.0	80.04	82.2	79.4	7.9	79.75	83.5	7.7	79.59	82.9	7.9	79.86	83.1
02/24/2017 11:30	8.0	79.75	82.1	79.2	7.9	79.48	83.3	7.7	79.33	82.7	7.9	79.61	82.9
02/24/2017 11:40	8.0	79.55	81.9	79.0	7.9	79.28	83.1	7.7	79.11	82.5	8.0	79.38	82.7
02/24/2017 11:50	8.0	79.42	81.7	78.8	7.8	79.12	82.9	7.7	79.01	82.4	7.9	79.26	82.5
02/24/2017 12:00	8.0	79.37	81.5	78.8	7.9	79.06	82.8	7.7	78.95	82.2	7.9	79.22	82.4
02/24/2017 12:10	8.0	79.23	81.4	78.7	7.9	78.92	82.7	7.7	78.78	82.1	8.0	79.06	82.3
02/24/2017 12:20	8.0	79.17	81.3	78.5	7.9	78.84	82.5	7.7	78.72	82.0	7.9	78.95	82.2
02/24/2017 12:30	8.0	79.24	81.2	78.5	7.8	78.88	82.4	7.7	78.75	81.9	7.9	78.99	82.1
02/24/2017 12:40	8.0	79.19	81.1	78.5	7.8	78.84	82.4	7.7	78.70	81.8	7.9	78.93	82.0
02/24/2017 12:50	8.0	79.06	81.1	78.5	7.8	78.72	82.3	7.7	78.61	81.8	7.9	78.87	81.9
02/24/2017 13:00	8.0	78.92	81.0	78.2	7.8	78.57	82.2	7.7	78.47	81.7	7.9	78.72	81.9
02/24/2017 13:10	8.0	78.84	80.9	78.2	7.9	78.50	82.1	7.7	78.38	81.6	7.9	78.65	81.7
02/24/2017 13:20	8.0	78.62	80.8	78.1	7.8	78.27	82.0	7.7	78.18	81.5	7.9	78.45	81.7
02/24/2017 13:30	7.9	78.56	80.7	77.9	7.9	78.25	81.9	7.7	78.14	81.4	7.9	78.40	81.5
02/24/2017 13:40	7.9	78.49	80.7	77.8	7.8	78.17	81.9	7.7	78.02	81.3	7.9	78.30	81.5
02/24/2017 13:50	8.0	78.50	80.6	77.9	7.9	78.20	81.8	7.7	78.03	81.2	7.9	78.32	81.4
02/24/2017 14:00	8.0	78.59	80.5	78.0	7.9	78.28	81.8	7.7	78.17	81.2	7.9	78.40	81.4
02/24/2017 14:10	8.0	78.66	80.5	78.0	7.8	78.36	81.7	7.7	78.25	81.2	7.9	78.49	81.3
02/24/2017 14:20	8.0	78.62	80.5	77.9	7.8	78.33	81.7	7.7	78.22	81.2	7.9	78.45	81.3
02/24/2017 14:30	8.0	78.69	80.5	78.0	7.9	78.39	81.7	7.7	78.28	81.2	7.9	78.51	81.3
02/24/2017 14:40	8.0	78.77	80.5	78.1	7.8	78.45	81.7	7.7	78.33	81.2	7.9	78.56	81.4
02/24/2017 14:50	8.0	78.91	80.5	78.1	7.8	78.57	81.8	7.7	78.42	81.2	7.9	78.64	81.4
02/24/2017 15:00	8.0	78.92	80.6	78.2	7.9	78.64	81.8	7.7	78.50	81.2	7.9	78.73	81.4
02/24/2017 15:10	8.0	78.88	80.6	78.2	7.8	78.57	81.8	7.7	78.43	81.3	7.9	78.67	81.5
02/24/2017 15:20	8.0	78.97	80.6	78.3	7.8	78.72	81.8	7.7	78.55	81.3	7.9	78.78	81.5
02/24/2017 15:30	8.0	79.02	80.6	78.3	7.9	78.79	81.8	7.7	78.60	81.3	7.9	78.84	81.4
02/24/2017 15:40	8.0	79.06	80.6	78.3	7.8	78.84	81.9	7.7	78.63	81.3	7.9	78.90	81.5
02/24/2017 15:50	8.0	79.06	80.7	78.4	7.8	78.83	81.9	7.7	78.62	81.4	7.9	78.90	81.5
02/24/2017 16:00	8.0	79.05	80.7	78.3	7.9	78.83	81.9	7.7	78.62	81.4	7.9	78.87	81.5
02/24/2017 16:10	8.0	78.90	80.7	78.2	7.8	78.61	81.9	7.7	78.46	81.4	7.9	78.72	81.5

Date/Time	HW5i F	HW5i T	HW5o	HW5i not used	HW6i F	HW6i T	HW6o	HW7i F	HW7i T	HW7o	HW8i F	HW8i T	HW8o
02/24/2017 16:20	8.0	78.83	80.6	78.2	7.9	78.60	81.8	7.7	78.41	81.4	8.0	78.68	81.5
02/24/2017 16:30	7.9	78.67	80.6	78.1	7.9	78.49	81.8	7.7	78.31	81.3	7.9	78.54	81.5
02/24/2017 16:40	8.0	78.54	80.5	77.9	7.8	78.34	81.8	7.7	78.15	81.2	7.9	78.41	81.4
02/24/2017 16:50	8.0	78.28	80.4	77.7	7.8	78.08	81.6	7.7	77.88	81.1	7.9	78.18	81.3
02/24/2017 17:00	8.0	78.08	80.3	77.5	7.9	77.84	81.5	7.7	77.69	81.0	7.9	77.96	81.2
02/24/2017 17:10	8.0	77.77	80.2	77.3	7.8	77.54	81.4	7.7	77.38	80.8	7.9	77.66	81.0
02/24/2017 17:20	8.0	77.50	80.0	77.0	7.8	77.25	81.2	7.7	77.11	80.7	7.9	77.40	80.8
02/24/2017 17:30	7.9	77.13	79.8	76.6	7.8	76.86	81.0	7.7	76.74	80.5	7.9	77.02	80.6
02/24/2017 17:40	7.9	76.76	79.6	76.3	7.8	76.48	80.8	7.7	76.37	80.3	7.9	76.66	80.4
02/24/2017 17:50	7.9	76.42	79.3	76.0	7.8	76.13	80.5	7.7	76.06	80.0	7.9	76.33	80.1
02/24/2017 18:00	7.9	76.14	79.1	75.7	7.8	75.82	80.3	7.7	75.75	79.8	7.9	76.04	80.0
02/24/2017 18:10	7.9	75.84	78.8	75.4	7.8	75.54	80.1	7.7	75.47	79.6	7.9	75.75	79.7
02/24/2017 18:20	7.9	75.59	78.6	75.2	7.8	75.25	79.9	7.7	75.20	79.3	7.9	75.50	79.5
02/24/2017 18:30	7.9	75.35	78.4	74.9	7.8	75.03	79.6	7.7	74.96	79.1	7.9	75.25	79.2
02/24/2017 18:40	7.9	75.11	78.2	74.7	7.8	74.80	79.4	7.7	74.76	79.0	7.9	75.01	79.0
02/24/2017 18:50	7.9	74.91	78.0	74.5	7.8	74.60	79.2	7.7	74.54	78.7	7.9	74.82	78.9
02/24/2017 19:00	7.9	74.74	77.8	74.3	7.8	74.42	79.0	7.7	74.37	78.5	7.9	74.65	78.7
02/24/2017 19:10	7.9	74.56	77.6	74.1	7.8	74.25	78.9	7.7	74.18	78.3	7.9	74.46	78.4
02/24/2017 19:20	7.9	74.39	77.5	74.0	7.8	74.08	78.7	7.7	74.03	78.2	7.9	74.31	78.3
02/24/2017 19:30	7.9	74.27	77.3	73.8	7.8	73.95	78.6	7.7	73.91	78.1	7.9	74.18	78.2
02/24/2017 19:40	7.9	74.15	77.2	73.7	7.8	73.86	78.4	7.7	73.77	77.9	7.9	74.06	78.0
02/24/2017 19:50	7.9	74.03	77.1	73.6	7.8	73.70	78.3	7.7	73.68	77.8	7.9	73.96	77.9
02/24/2017 20:00	7.9	73.87	76.9	73.4	7.8	73.55	78.1	7.7	73.49	77.7	7.9	73.77	77.7
02/24/2017 20:10	7.9	73.70	76.8	73.3	7.8	73.37	78.0	7.7	73.33	77.5	7.9	73.61	77.6
02/24/2017 20:20	7.9	73.48	76.7	73.0	7.8	73.14	77.9	7.7	73.11	77.4	7.9	73.40	77.5
02/24/2017 20:30	7.9	73.14	76.5	72.8	7.8	72.79	77.7	7.7	72.74	77.2	7.9	73.05	77.3
02/24/2017 20:40	7.9	72.84	76.3	72.4	7.8	72.52	77.5	7.7	72.44	77.0	7.9	72.75	77.1
02/24/2017 20:50	7.9	72.55	76.0	72.2	7.8	72.21	77.3	7.7	72.15	76.8	7.9	72.46	76.8
02/24/2017 21:00	7.9	72.31	75.8	72.0	7.8	71.98	77.1	7.7	71.89	76.6	7.9	72.22	76.7
02/24/2017 21:10	7.9	72.06	75.6	71.7	7.8	71.74	76.8	7.7	71.62	76.4	7.9	71.97	76.4
02/24/2017 21:20	7.9	71.81	75.4	71.4	7.8	71.47	76.6	7.7	71.37	76.1	7.9	71.72	76.3
02/24/2017 21:30	7.9	71.44	75.2	71.1	7.8	71.12	76.4	7.7	71.03	75.9	7.9	71.33	76.0
02/24/2017 21:40	7.9	71.16	74.9	70.8	7.8	70.82	76.2	7.7	70.75	75.7	7.9	71.06	75.7
02/24/2017 21:50	7.9	70.84	74.7	70.5	7.8	70.50	76.0	7.7	70.43	75.4	7.9	70.74	75.5
02/24/2017 22:00	7.9	70.51	74.5	70.2	7.8	70.19	75.7	7.7	70.12	75.2	7.9	70.43	75.3
02/24/2017 22:10	7.9	70.18	74.3	69.8	7.8	69.85	75.5	7.7	69.81	74.9	7.9	70.11	75.0
02/24/2017 22:20	7.9	69.88	73.9	69.6	7.8	69.58	75.2	7.7	69.50	74.7	7.9	69.81	74.8
02/24/2017 22:30	7.9	69.47	73.7	69.2	7.8	69.16	74.9	7.7	69.11	74.4	7.9	69.42	74.5
02/24/2017 22:40	7.9	69.18	73.4	68.9	7.8	68.84	74.7	7.7	68.81	74.2	7.9	69.13	74.3
02/24/2017 22:50	7.9	68.87	73.2	68.6	7.8	68.52	74.4	7.7	68.50	73.9	7.9	68.81	74.0
02/24/2017 23:00	7.9	68.55	72.9	68.3	7.8	68.18	74.1	7.7	68.17	73.6	7.9	68.48	73.7
02/24/2017 23:10	7.9	68.25	72.7	68.0	7.8	67.91	73.9	7.7	67.88	73.4	7.9	68.21	73.4
02/24/2017 23:20	7.9	67.96	72.4	67.7	7.8	67.63	73.7	7.6	67.60	73.1	7.9	67.92	73.2
02/24/2017 23:30	7.9	67.70	72.1	67.5	7.8	67.37	73.4	7.7	67.34	72.9	7.9	67.65	72.9
02/24/2017 23:40	7.9	67.44	71.8	67.2	7.8	67.12	73.1	7.7	67.09	72.6	7.9	67.42	72.7
02/24/2017 23:50	7.9	67.19	71.7	67.0	7.8	66.88	72.9	7.7	66.85	72.4	7.9	67.16	72.5
02/25/2017 00:00	7.9	66.96	71.4	66.7	7.8	66.64	72.7	7.7	66.63	72.2	7.9	66.93	72.3
02/25/2017 00:10	7.9	66.79	71.3	66.5	7.8	66.45	72.5	7.7	66.45	72.0	7.9	66.77	72.1
02/25/2017 00:20	7.9	66.60	71.1	66.3	7.8	66.27	72.3	7.7	66.26	71.8	7.9	66.58	71.9
02/25/2017 00:30	7.9	66.33	70.8	66.1	7.8	65.99	72.1	7.7	65.98	71.6	7.9	66.30	71.7
02/25/2017 00:40	7.9	66.03	70.7	65.8	7.8	65.70	71.9	7.7	65.70	71.3	7.9	66.02	71.4
02/25/2017 00:50	7.9	65.80	70.5	65.6	7.8	65.46	71.7	7.7	65.47	71.1	7.9	65.78	71.2
02/25/2017 01:00	7.9	65.67	70.2	65.4	7.8	65.32	71.5	7.7	65.35	70.9	7.9	65.66	71.0
02/25/2017 01:10	7.9	65.47	70.0	65.2	7.8	65.15	71.3	7.7	65.12	70.8	7.9	65.44	70.9
02/25/2017 01:20	7.9	65.25	69.9	65.1	7.8	64.92	71.1	7.7	64.92	70.7	7.9	65.23	70.8

Date/Time	HW5i F	HW5i T	HW5o	HW5i not used	HW6i F	HW6i T	HW6o	HW7i F	HW7i T	HW7o	HW8i F	HW8i T	HW8o
02/25/2017 01:30	7.9	65.00	69.7	64.8	7.8	64.65	70.9	7.7	64.67	70.5	7.9	64.99	70.5
02/25/2017 01:40	7.9	64.82	69.4	64.6	7.8	64.50	70.8	7.7	64.50	70.2	7.9	64.81	70.3
02/25/2017 01:50	7.9	64.62	69.2	64.4	7.8	64.29	70.5	7.7	64.30	70.0	7.9	64.61	70.1
02/25/2017 02:00	7.9	64.45	69.1	64.2	7.8	64.14	70.3	7.7	64.12	69.9	7.9	64.43	70.0
02/25/2017 02:10	7.9	64.27	69.0	64.0	7.8	63.94	70.2	7.7	63.95	69.7	7.9	64.25	69.8
02/25/2017 02:20	7.9	64.12	68.8	63.9	7.8	63.81	70.1	7.7	63.80	69.5	7.9	64.11	69.6
02/25/2017 02:30	7.9	64.02	68.5	63.8	7.8	63.65	69.9	7.7	63.63	69.4	7.9	64.01	69.5
02/25/2017 02:40	7.9	63.86	68.5	63.6	7.8	63.53	69.7	7.7	63.52	69.3	7.9	63.84	69.3
02/25/2017 02:50	7.9	63.67	68.3	63.4	7.8	63.36	69.6	7.7	63.36	69.1	7.9	63.66	69.2
02/25/2017 03:00	7.9	63.56	68.2	63.2	7.8	63.22	69.5	7.6	63.24	69.0	7.9	63.55	69.0
02/25/2017 03:10	7.9	63.41	68.1	63.1	7.8	63.11	69.3	7.7	63.10	68.8	7.8	63.40	68.9
02/25/2017 03:20	7.9	63.26	67.9	63.0	7.8	62.94	69.2	7.6	62.93	68.7	7.9	63.25	68.8
02/25/2017 03:30	7.9	63.14	67.8	62.9	7.8	62.84	69.1	7.7	62.84	68.6	7.9	63.15	68.6
02/25/2017 03:40	7.9	63.03	67.7	62.7	7.8	62.71	68.9	7.7	62.71	68.4	7.9	63.03	68.5
02/25/2017 03:50	7.9	62.92	67.6	62.7	7.8	62.62	68.8	7.7	62.62	68.3	7.9	62.92	68.4
02/25/2017 04:00	7.9	62.86	67.4	62.6	7.8	62.51	68.7	7.7	62.51	68.2	7.9	62.85	68.3
02/25/2017 04:10	7.9	62.77	67.3	62.5	7.8	62.45	68.6	7.7	62.44	68.1	7.9	62.76	68.2
02/25/2017 04:20	7.9	62.69	67.2	62.5	7.8	62.38	68.5	7.7	62.37	68.0	7.9	62.69	68.1
02/25/2017 04:30	7.9	62.60	67.1	62.3	7.8	62.25	68.4	7.7	62.26	67.9	7.9	62.58	68.0
02/25/2017 04:40	7.9	62.54	67.1	62.2	7.8	62.22	68.4	7.7	62.22	67.9	7.9	62.53	67.9
02/25/2017 04:50	7.9	62.41	67.0	62.2	7.8	62.10	68.3	7.7	62.10	67.8	7.9	62.41	67.8
02/25/2017 05:00	7.9	62.34	66.8	62.1	7.8	62.04	68.2	7.7	62.02	67.6	7.9	62.34	67.7
02/25/2017 05:10	7.9	62.33	66.8	62.0	7.8	61.97	68.0	7.7	61.98	67.6	7.9	62.32	67.6
02/25/2017 05:20	7.9	62.30	66.8	62.0	7.8	61.95	68.0	7.7	61.95	67.5	7.9	62.28	67.6
02/25/2017 05:30	7.9	62.23	66.6	62.0	7.8	61.87	67.9	7.6	61.87	67.5	7.9	62.22	67.5
02/25/2017 05:40	7.9	62.16	66.6	61.9	7.8	61.83	67.9	7.7	61.82	67.3	7.9	62.14	67.4
02/25/2017 05:50	7.9	62.09	66.5	61.8	7.8	61.80	67.9	7.6	61.72	67.3	7.9	62.07	67.4
02/25/2017 06:00	7.9	62.01	66.5	61.7	7.8	61.67	67.8	7.6	61.63	67.2	7.9	62.00	67.3
02/25/2017 06:10	7.9	61.86	66.4	61.6	7.8	61.53	67.7	7.6	61.52	67.1	7.9	61.85	67.2
02/25/2017 06:20	7.9	61.68	66.3	61.5	7.8	61.39	67.6	7.7	61.35	67.0	7.9	61.67	67.1
02/25/2017 06:30	7.9	61.59	66.2	61.4	7.8	61.29	67.5	7.7	61.28	67.0	7.9	61.59	67.0
02/25/2017 06:40	7.9	61.46	66.1	61.3	7.8	61.16	67.4	7.6	61.14	66.9	7.9	61.44	67.0
02/25/2017 06:50	7.9	61.33	66.0	61.0	7.8	60.99	67.2	7.6	60.95	66.8	7.9	61.30	66.8
02/25/2017 07:00	7.9	61.19	65.9	60.9	7.8	60.84	67.1	7.7	60.86	66.6	7.9	61.17	66.7
02/25/2017 07:10	7.9	61.05	65.7	60.9	7.8	60.75	67.0	7.6	60.71	66.6	7.9	61.03	66.6
02/25/2017 07:20	7.9	60.99	65.6	60.7	7.8	60.68	66.9	7.6	60.63	66.4	7.9	60.95	66.5
02/25/2017 07:30	7.9	60.90	65.5	60.6	7.8	60.54	66.8	7.7	60.52	66.3	7.9	60.83	66.3
02/25/2017 07:40	7.9	60.80	65.4	60.5	7.8	60.41	66.7	7.6	60.41	66.2	7.9	60.70	66.3
02/25/2017 07:50	7.9	60.68	65.3	60.4	7.8	60.27	66.6	7.6	60.26	66.1	7.9	60.55	66.2
02/25/2017 08:00	7.9	60.65	65.2	60.3	7.8	60.23	66.5	7.6	60.23	66.0	7.9	60.50	66.0
02/25/2017 08:10	7.9	60.69	65.1	60.3	7.8	60.24	66.4	7.7	60.23	66.0	7.9	60.50	66.0
02/25/2017 08:20	7.9	60.73	65.1	60.3	7.8	60.25	66.3	7.6	60.25	65.8	7.9	60.52	65.9
02/25/2017 08:30	7.9	60.77	65.1	60.3	7.8	60.29	66.3	7.7	60.28	65.8	7.9	60.52	65.8
02/25/2017 08:40	7.9	60.90	65.0	60.3	7.8	60.41	66.2	7.6	60.40	65.8	7.9	60.62	65.8
02/25/2017 08:50	7.9	60.96	65.1	60.4	7.8	60.51	66.2	7.6	60.50	65.8	7.9	60.72	65.8
02/25/2017 09:00	7.9	61.00	65.0	60.5	7.8	60.52	66.3	7.7	60.52	65.8	7.9	60.73	65.8
02/25/2017 09:10	7.9	61.05	65.0	60.5	7.8	60.54	66.3	7.7	60.54	65.8	7.9	60.77	65.9
02/25/2017 09:20	7.9	61.13	65.0	60.5	7.8	60.63	66.3	7.7	60.65	65.9	7.9	60.88	65.8
02/25/2017 09:30	7.9	61.25	65.1	60.6	7.8	60.75	66.3	7.7	60.74	65.8	7.9	60.96	65.9
02/25/2017 09:40	7.9	61.34	65.0	60.8	7.8	60.84	66.3	7.7	60.88	65.9	7.9	61.08	66.0
02/25/2017 09:50	7.9	61.43	65.1	60.9	7.8	60.93	66.4	7.7	60.97	65.9	7.9	61.17	66.0
02/25/2017 10:00	7.9	61.61	65.2	61.0	7.8	61.11	66.5	7.7	61.12	66.0	7.9	61.34	66.0
02/25/2017 10:10	7.9	61.77	65.3	61.1	7.8	61.27	66.6	7.6	61.29	66.1	7.9	61.48	66.1
02/25/2017 10:20	7.9	61.83	65.4	61.2	7.8	61.33	66.7	7.7	61.36	66.1	7.9	61.56	66.2
02/25/2017 10:30	7.9	62.08	65.4	61.3	7.8	61.57	66.7	7.6	61.57	66.3	7.9	61.79	66.3

Date/Time	HW5i F	HW5i T	HW5o	HW5i not used	HW6i F	HW6i T	HW6o	HW7i F	HW7i T	HW7o	HW8i F	HW8i T	HW8o
02/25/2017 10:40	7.9	62.24	65.5	61.5	7.8	61.76	66.8	7.7	61.75	66.3	7.9	61.97	66.4
02/25/2017 10:50	7.9	62.45	65.7	61.7	7.8	61.95	66.9	7.7	61.97	66.4	7.9	62.15	66.5
02/25/2017 11:00	7.9	62.58	65.8	61.9	7.8	62.12	67.1	7.7	62.12	66.5	7.9	62.30	66.6
02/25/2017 11:10	7.9	62.76	65.9	62.1	7.8	62.32	67.2	7.6	62.33	66.7	7.9	62.52	66.8
02/25/2017 11:20	7.9	62.84	66.0	62.1	7.8	62.39	67.3	7.7	62.38	66.8	7.9	62.58	66.9
02/25/2017 11:30	7.9	62.99	66.1	62.4	7.8	62.55	67.4	7.7	62.56	66.9	7.9	62.75	67.0
02/25/2017 11:40	7.9	63.15	66.2	62.4	7.8	62.73	67.5	7.7	62.72	67.0	7.9	62.92	67.1
02/25/2017 11:50	7.9	63.36	66.3	62.6	7.8	62.95	67.6	7.7	62.92	67.1	7.9	63.13	67.2
02/25/2017 12:00	7.9	63.58	66.5	62.8	7.8	63.18	67.7	7.6	63.15	67.2	7.9	63.33	67.3
02/25/2017 12:10	7.9	63.66	66.6	63.0	7.8	63.27	67.9	7.7	63.27	67.4	7.9	63.46	67.5
02/25/2017 12:20	7.9	63.81	66.7	63.1	7.8	63.42	68.0	7.7	63.36	67.4	7.9	63.61	67.6
02/25/2017 12:30	7.9	63.99	66.8	63.3	7.8	63.61	68.1	7.7	63.55	67.5	7.9	63.77	67.7
02/25/2017 12:40	7.9	64.09	66.9	63.4	7.8	63.73	68.2	7.6	63.68	67.7	7.9	63.91	67.7
02/25/2017 12:50	7.9	64.17	67.1	63.6	7.8	63.83	68.3	7.7	63.76	67.8	7.9	64.00	67.9
02/25/2017 13:00	7.9	64.29	67.2	63.6	7.8	63.97	68.4	7.7	63.89	67.9	7.9	64.10	68.0
02/25/2017 13:10	7.9	64.44	67.3	63.8	7.8	64.12	68.5	7.7	64.04	68.0	7.9	64.29	68.1
02/25/2017 13:20	7.9	64.53	67.3	63.9	7.8	64.21	68.6	7.6	64.12	68.1	7.9	64.36	68.2
02/25/2017 13:30	7.9	64.67	67.4	64.0	7.8	64.34	68.7	7.6	64.26	68.1	7.9	64.47	68.3
02/25/2017 13:40	7.9	64.76	67.5	64.2	7.8	64.47	68.8	7.7	64.36	68.3	7.9	64.61	68.4
02/25/2017 13:50	7.9	64.89	67.6	64.3	7.8	64.57	68.9	7.7	64.48	68.3	7.9	64.71	68.5
02/25/2017 14:00	7.9	65.00	67.8	64.4	7.8	64.71	69.0	7.7	64.62	68.4	7.9	64.84	68.6
02/25/2017 14:10	7.9	65.20	67.8	64.6	7.8	64.92	69.1	7.7	64.81	68.5	7.9	65.04	68.7
02/25/2017 14:20	7.9	65.29	68.0	64.7	7.8	65.03	69.2	7.7	64.92	68.6	7.9	65.17	68.8
02/25/2017 14:30	7.9	65.39	68.1	64.8	7.8	65.14	69.3	7.7	65.01	68.8	7.9	65.27	68.9
02/25/2017 14:40	7.9	65.48	68.1	65.0	7.8	65.27	69.4	7.7	65.14	68.9	7.9	65.38	69.0
02/25/2017 14:50	7.9	65.59	68.3	65.0	7.8	65.35	69.5	7.7	65.24	69.0	7.9	65.49	69.1
02/25/2017 15:00	7.9	65.71	68.3	65.1	7.8	65.50	69.6	7.7	65.38	69.1	7.9	65.61	69.2
02/25/2017 15:10	7.9	65.81	68.4	65.3	7.8	65.62	69.7	7.6	65.47	69.2	7.9	65.72	69.3
02/25/2017 15:20	7.9	65.93	68.5	65.4	7.8	65.73	69.8	7.7	65.60	69.2	7.9	65.84	69.4
02/25/2017 15:30	7.9	66.06	68.6	65.5	7.8	65.87	69.9	7.7	65.73	69.3	7.9	65.98	69.5
02/25/2017 15:40	7.9	66.03	68.7	65.5	7.8	65.83	70.0	7.7	65.72	69.4	7.9	65.95	69.5
02/25/2017 15:50	7.9	66.06	68.8	65.6	7.8	65.87	70.0	7.7	65.75	69.5	7.9	65.98	69.6
02/25/2017 16:00	7.9	66.07	68.8	65.6	7.8	65.91	70.1	7.7	65.77	69.5	7.9	66.04	69.7
02/25/2017 16:10	7.9	66.20	68.8	65.7	7.8	66.01	70.1	7.7	65.89	69.6	7.9	66.13	69.7
02/25/2017 16:20	7.9	66.22	68.9	65.8	7.8	66.03	70.2	7.7	65.92	69.7	7.9	66.19	69.8
02/25/2017 16:30	7.9	66.30	69.0	65.8	7.8	66.11	70.2	7.7	65.99	69.7	7.9	66.26	69.9
02/25/2017 16:40	7.9	66.32	69.0	65.9	7.8	66.17	70.3	7.7	66.02	69.8	7.9	66.30	69.9
02/25/2017 16:50	7.9	66.33	69.0	66.0	7.8	66.16	70.3	7.7	66.02	69.8	7.9	66.30	70.0
02/25/2017 17:00	7.9	66.35	69.2	65.9	7.8	66.23	70.4	7.7	66.06	69.9	7.9	66.33	70.0
02/25/2017 17:10	7.9	66.33	69.2	65.9	7.8	66.16	70.4	7.7	66.03	69.8	7.9	66.33	70.0
02/25/2017 17:20	7.9	66.31	69.2	65.9	7.8	66.10	70.4	7.7	65.99	69.9	7.9	66.28	70.0
02/25/2017 17:30	7.9	66.25	69.2	65.8	7.8	66.01	70.4	7.7	65.92	69.9	7.9	66.20	70.0
02/25/2017 17:40	7.9	66.13	69.1	65.8	7.8	65.90	70.4	7.7	65.79	69.8	7.9	66.08	70.0
02/25/2017 17:50	7.9	66.00	69.1	65.6	7.8	65.75	70.4	7.7	65.68	69.8	7.9	65.97	69.9
02/25/2017 18:00	7.9	65.87	69.0	65.5	7.8	65.58	70.3	7.7	65.51	69.8	7.9	65.81	69.9
02/25/2017 18:10	7.9	65.76	69.0	65.4	7.8	65.45	70.2	7.7	65.42	69.7	7.9	65.71	69.9
02/25/2017 18:20	7.9	65.66	68.9	65.3	7.8	65.34	70.2	7.7	65.30	69.6	7.9	65.59	69.8
02/25/2017 18:30	7.9	65.55	68.8	65.2	7.8	65.22	70.1	7.7	65.20	69.6	7.9	65.49	69.7
02/25/2017 18:40	7.9	65.45	68.8	65.1	7.8	65.15	70.0	7.7	65.07	69.5	7.9	65.37	69.7
02/25/2017 18:50	7.9	65.36	68.7	65.0	7.8	65.01	69.9	7.7	65.00	69.4	7.9	65.28	69.5
02/25/2017 19:00	7.9	65.25	68.6	64.9	7.8	64.92	69.9	7.7	64.90	69.4	7.9	65.19	69.5
02/25/2017 19:10	7.9	65.16	68.5	64.8	7.8	64.86	69.8	7.7	64.79	69.3	7.9	65.08	69.4
02/25/2017 19:20	7.9	65.07	68.5	64.7	7.8	64.75	69.8	7.7	64.72	69.2	7.9	65.03	69.3
02/25/2017 19:30	7.9	65.03	68.4	64.7	7.8	64.72	69.7	7.7	64.70	69.1	7.9	64.98	69.3
02/25/2017 19:40	7.9	64.96	68.4	64.6	7.8	64.60	69.6	7.7	64.60	69.1	7.9	64.89	69.2

Date/Time	HW5i F	HW5i T	HW5o	HW5i not used	HW6i F	HW6i T	HW6o	HW7i F	HW7i T	HW7o	HW8i F	HW8i T	HW8o
02/25/2017 19:50	7.9	64.90	68.3	64.6	7.8	64.53	69.6	7.7	64.53	69.0	7.9	64.82	69.2
02/25/2017 20:00	7.9	64.83	68.2	64.5	7.8	64.52	69.5	7.7	64.48	69.0	7.9	64.74	69.1
02/25/2017 20:10	8.0	64.77	68.2	64.4	7.8	64.44	69.4	7.7	64.42	68.9	7.9	64.72	69.1
02/25/2017 20:20	7.9	64.72	68.2	64.3	7.8	64.42	69.4	7.7	64.37	68.9	7.9	64.71	69.0
02/25/2017 20:30	7.9	64.72	68.1	64.3	7.8	64.37	69.4	7.7	64.33	68.8	7.9	64.65	69.0
02/25/2017 20:40	7.9	64.72	68.1	64.4	7.8	64.40	69.3	7.7	64.35	68.8	7.9	64.69	68.9
02/25/2017 20:50	7.9	64.72	68.1	64.4	7.8	64.42	69.3	7.7	64.37	68.8	7.9	64.72	68.9
02/25/2017 21:00	8.0	64.72	68.1	64.4	7.8	64.42	69.3	7.7	64.38	68.8	7.9	64.72	68.9
02/25/2017 21:10	7.9	64.72	68.1	64.3	7.8	64.42	69.3	7.7	64.33	68.8	7.9	64.66	68.9
02/25/2017 21:20	8.0	64.68	68.1	64.2	7.8	64.34	69.3	7.7	64.31	68.8	7.9	64.59	68.8
02/25/2017 21:30	7.9	64.60	68.0	64.2	7.8	64.28	69.3	7.7	64.23	68.7	7.9	64.53	68.9
02/25/2017 21:40	7.9	64.61	67.9	64.2	7.8	64.32	69.2	7.7	64.28	68.7	7.9	64.53	68.8
02/25/2017 21:50	7.9	64.46	67.9	64.2	7.8	64.19	69.2	7.7	64.14	68.6	7.9	64.43	68.8
02/25/2017 22:00	7.9	64.32	67.9	64.0	7.8	64.03	69.2	7.7	64.00	68.6	7.9	64.29	68.8
02/25/2017 22:10	7.9	64.23	67.8	63.9	7.8	63.94	69.1	7.7	63.92	68.6	7.9	64.22	68.7
02/25/2017 22:20	7.9	64.22	67.8	63.9	7.8	63.92	69.0	7.7	63.88	68.5	7.9	64.19	68.6
02/25/2017 22:30	7.9	64.13	67.7	63.8	7.8	63.84	68.9	7.7	63.77	68.4	7.9	64.10	68.5
02/25/2017 22:40	7.9	64.09	67.6	63.8	7.8	63.83	68.9	7.7	63.74	68.4	7.9	64.06	68.5
02/25/2017 22:50	7.9	64.00	67.6	63.7	7.8	63.73	68.8	7.7	63.66	68.3	7.9	63.99	68.5
02/25/2017 23:00	7.9	63.87	67.5	63.5	7.8	63.61	68.8	7.7	63.54	68.3	7.9	63.86	68.3
02/25/2017 23:10	7.9	63.89	67.4	63.5	7.8	63.62	68.7	7.7	63.57	68.2	7.9	63.87	68.4
02/25/2017 23:20	8.0	63.80	67.4	63.5	7.8	63.53	68.7	7.7	63.44	68.1	7.9	63.77	68.3
02/25/2017 23:30	7.9	63.75	67.4	63.4	7.8	63.47	68.6	7.7	63.41	68.1	7.9	63.72	68.3
02/25/2017 23:40	7.9	63.63	67.3	63.3	7.8	63.36	68.6	7.7	63.33	68.1	7.9	63.64	68.2
02/25/2017 23:50	7.9	63.59	67.3	63.2	7.8	63.24	68.5	7.7	63.27	68.0	7.9	63.59	68.2
02/26/2017 00:00	7.9	63.53	67.2	63.2	7.8	63.23	68.4	7.7	63.23	68.0	7.9	63.54	68.0
02/26/2017 00:10	7.9	63.56	67.1	63.2	7.8	63.24	68.4	7.7	63.23	67.9	7.9	63.57	68.0
02/26/2017 00:20	7.9	63.42	67.1	63.2	7.8	63.17	68.4	7.7	63.12	67.8	7.9	63.43	68.0
02/26/2017 00:30	7.9	63.33	67.0	63.0	7.8	63.08	68.3	7.7	63.03	67.8	7.9	63.36	67.9
02/26/2017 00:40	7.9	63.22	66.9	62.9	7.8	62.92	68.3	7.7	62.92	67.8	7.9	63.23	67.9
02/26/2017 00:50	7.9	63.14	66.9	62.8	7.8	62.89	68.2	7.7	62.86	67.7	7.9	63.17	67.8
02/26/2017 01:00	7.9	63.05	66.8	62.7	7.8	62.77	68.1	7.7	62.74	67.6	7.9	63.06	67.7
02/26/2017 01:10	7.9	63.03	66.8	62.7	7.8	62.74	68.0	7.7	62.73	67.5	7.9	63.04	67.6
02/26/2017 01:20	7.9	63.02	66.8	62.7	7.8	62.73	68.0	7.7	62.71	67.5	7.9	63.02	67.6
02/26/2017 01:30	7.9	63.00	66.7	62.7	7.8	62.71	67.9	7.7	62.70	67.5	7.9	63.00	67.5
02/26/2017 01:40	7.9	62.92	66.6	62.6	7.8	62.64	67.9	7.7	62.63	67.4	7.9	62.92	67.5
02/26/2017 01:50	7.9	62.92	66.6	62.5	7.8	62.60	67.9	7.7	62.61	67.4	7.9	62.92	67.5
02/26/2017 02:00	7.9	62.91	66.5	62.5	7.8	62.60	67.8	7.7	62.61	67.3	7.9	62.92	67.5
02/26/2017 02:10	7.9	62.90	66.5	62.6	7.8	62.57	67.8	7.7	62.61	67.2	7.9	62.92	67.4
02/26/2017 02:20	7.9	62.77	66.5	62.5	7.8	62.49	67.7	7.7	62.51	67.2	7.9	62.83	67.4
02/26/2017 02:30	7.9	62.67	66.5	62.4	7.8	62.37	67.7	7.7	62.37	67.2	7.9	62.69	67.4
02/26/2017 02:40	7.9	62.59	66.4	62.3	7.8	62.28	67.7	7.7	62.30	67.2	7.9	62.61	67.3
02/26/2017 02:50	7.9	62.60	66.3	62.3	7.8	62.30	67.6	7.7	62.31	67.1	7.9	62.62	67.2
02/26/2017 03:00	7.9	62.59	66.3	62.2	7.8	62.29	67.5	7.7	62.31	67.1	7.9	62.63	67.2
02/26/2017 03:10	7.9	62.52	66.2	62.2	7.8	62.23	67.5	7.7	62.23	67.0	7.9	62.59	67.1
02/26/2017 03:20	7.9	62.51	66.2	62.2	7.8	62.22	67.5	7.7	62.22	67.0	7.9	62.53	67.1
02/26/2017 03:30	7.9	62.43	66.2	62.1	7.8	62.15	67.4	7.7	62.13	66.9	7.9	62.46	67.1
02/26/2017 03:40	7.9	62.37	66.1	62.0	7.8	62.11	67.4	7.7	62.08	66.9	7.9	62.43	67.1
02/26/2017 03:50	7.9	62.33	66.1	62.0	7.8	62.05	67.4	7.7	62.03	66.9	7.9	62.36	67.0
02/26/2017 04:00	7.9	62.33	66.0	62.0	7.8	62.02	67.3	7.7	62.02	66.9	7.9	62.33	67.0
02/26/2017 04:10	7.9	62.24	66.0	61.9	7.8	61.94	67.2	7.7	61.94	66.8	7.9	62.32	66.9
02/26/2017 04:20	7.9	62.23	65.9	61.9	7.8	61.92	67.2	7.7	61.91	66.8	7.9	62.24	66.9
02/26/2017 04:30	7.9	62.16	65.9	61.9	7.8	61.84	67.2	7.7	61.84	66.7	7.9	62.22	66.8
02/26/2017 04:40	7.9	62.13	65.8	61.8	7.8	61.83	67.2	7.7	61.82	66.7	7.9	62.17	66.8
02/26/2017 04:50	7.9	62.08	65.8	61.8	7.8	61.83	67.1	7.7	61.78	66.7	7.9	62.15	66.7

Date/Time	HW5i F	HW5i T	HW5o	HW5i not used	HW6i F	HW6i T	HW6o	HW7i F	HW7i T	HW7o	HW8i F	HW8i T	HW8o
02/26/2017 05:00	7.9	62.07	65.8	61.8	7.8	61.81	67.1	7.7	61.76	66.6	7.9	62.11	66.7
02/26/2017 05:10	7.9	62.05	65.8	61.8	7.8	61.81	67.1	7.7	61.75	66.6	7.9	62.12	66.7
02/26/2017 05:20	7.9	62.03	65.7	61.7	7.8	61.79	67.0	7.7	61.73	66.6	7.9	62.09	66.7
02/26/2017 05:30	7.9	62.05	65.7	61.7	7.8	61.80	67.0	7.7	61.74	66.6	7.9	62.09	66.7
02/26/2017 05:40	7.9	62.03	65.8	61.8	7.8	61.80	67.0	7.7	61.72	66.6	7.9	62.08	66.7
02/26/2017 05:50	7.9	62.02	65.7	61.7	7.8	61.75	67.0	7.7	61.66	66.5	7.9	62.04	66.6
02/26/2017 06:00	7.9	62.02	65.7	61.7	7.8	61.72	67.0	7.7	61.63	66.5	7.9	62.02	66.6
02/26/2017 06:10	7.9	61.96	65.7	61.6	7.8	61.64	67.0	7.7	61.63	66.4	7.9	62.01	66.6
02/26/2017 06:20	7.9	61.95	65.7	61.6	7.8	61.63	66.9	7.7	61.63	66.4	7.9	62.02	66.6
02/26/2017 06:30	7.9	61.95	65.6	61.6	7.8	61.63	66.9	7.7	61.62	66.4	7.9	61.98	66.5
02/26/2017 06:40	7.9	61.91	65.6	61.5	7.8	61.61	66.9	7.7	61.60	66.4	7.9	61.93	66.5
02/26/2017 06:50	7.9	61.84	65.5	61.6	7.8	61.54	66.8	7.7	61.52	66.4	7.9	61.92	66.5
02/26/2017 07:00	7.9	61.83	65.6	61.5	7.8	61.52	66.8	7.7	61.51	66.4	7.9	61.87	66.5
02/26/2017 07:10	7.9	61.82	65.5	61.5	7.8	61.52	66.8	7.7	61.43	66.3	7.9	61.83	66.4
02/26/2017 07:20	7.9	61.81	65.5	61.5	7.8	61.49	66.7	7.7	61.42	66.3	7.9	61.83	66.4
02/26/2017 07:30	7.9	61.82	65.4	61.5	7.8	61.51	66.7	7.7	61.42	66.3	7.9	61.83	66.4
02/26/2017 07:40	7.9	61.84	65.4	61.5	7.8	61.52	66.7	7.7	61.50	66.2	7.9	61.84	66.4
02/26/2017 07:50	7.9	61.98	65.4	61.5	7.8	61.61	66.7	7.7	61.61	66.3	7.9	61.97	66.3
02/26/2017 08:00	7.9	62.03	65.5	61.6	7.8	61.73	66.7	7.7	61.68	66.3	7.9	62.03	66.4
02/26/2017 08:10	7.9	62.18	65.6	61.7	7.8	61.84	66.8	7.7	61.85	66.3	7.9	62.17	66.4
02/26/2017 08:20	7.9	62.33	65.5	61.9	7.8	62.00	66.8	7.7	62.00	66.4	7.9	62.31	66.5
02/26/2017 08:30	7.9	62.51	65.6	62.0	7.8	62.18	66.9	7.7	62.18	66.4	7.9	62.47	66.6
02/26/2017 08:40	7.9	62.70	65.7	62.2	7.8	62.37	67.1	7.7	62.36	66.5	7.9	62.65	66.7
02/26/2017 08:50	7.9	62.87	65.8	62.3	7.8	62.52	67.1	7.7	62.52	66.6	7.9	62.81	66.8
02/26/2017 09:00	7.9	63.03	66.0	62.5	7.8	62.71	67.2	7.7	62.69	66.8	7.9	62.98	66.9
02/26/2017 09:10	7.9	63.19	66.1	62.7	7.8	62.88	67.3	7.7	62.87	66.8	7.9	63.15	67.0
02/26/2017 09:20	7.9	63.30	66.2	62.8	7.8	63.02	67.5	7.7	62.99	66.9	7.9	63.26	67.1
02/26/2017 09:30	7.9	63.45	66.3	63.0	7.8	63.16	67.5	7.7	63.15	67.1	7.9	63.43	67.2
02/26/2017 09:40	7.9	63.61	66.4	63.1	7.8	63.31	67.6	7.7	63.30	67.2	7.9	63.59	67.4
02/26/2017 09:50	7.9	63.76	66.5	63.3	7.8	63.48	67.8	7.7	63.44	67.3	7.9	63.74	67.5
02/26/2017 10:00	7.9	63.97	66.7	63.5	7.8	63.66	67.9	7.7	63.63	67.4	7.9	63.94	67.5
02/26/2017 10:10	7.9	64.13	66.8	63.6	7.8	63.86	68.0	7.7	63.80	67.5	7.9	64.09	67.7
02/26/2017 10:20	7.9	64.29	66.9	63.8	7.8	64.00	68.2	7.7	63.98	67.7	7.9	64.27	67.9
02/26/2017 10:30	7.9	64.47	67.0	64.0	7.8	64.19	68.3	7.7	64.14	67.8	7.9	64.43	67.9
02/26/2017 10:40	7.9	64.60	67.1	64.1	7.8	64.30	68.4	7.7	64.30	67.9	7.9	64.59	68.1
02/26/2017 10:50	7.9	64.76	67.3	64.3	7.8	64.47	68.5	7.7	64.43	68.0	7.9	64.74	68.2
02/26/2017 11:00	7.9	64.88	67.4	64.4	7.8	64.56	68.7	7.7	64.56	68.2	7.9	64.86	68.3
02/26/2017 11:10	7.9	64.99	67.5	64.5	7.8	64.68	68.7	7.7	64.67	68.3	7.9	64.97	68.4
02/26/2017 11:20	7.9	65.06	67.6	64.6	7.8	64.78	68.8	7.7	64.75	68.4	7.9	65.05	68.5
02/26/2017 11:30	7.9	65.18	67.7	64.7	7.8	64.89	68.9	7.7	64.84	68.4	7.9	65.14	68.6
02/26/2017 11:40	8.0	65.27	67.8	64.8	7.8	64.97	69.1	7.7	64.95	68.6	7.9	65.24	68.7
02/26/2017 11:50	7.9	65.34	67.9	64.9	7.8	65.05	69.1	7.7	65.02	68.6	7.9	65.32	68.8
02/26/2017 12:00	7.9	65.47	68.0	65.1	7.8	65.20	69.2	7.7	65.15	68.7	7.9	65.43	68.9
02/26/2017 12:10	8.0	65.63	68.0	65.1	7.8	65.31	69.3	7.7	65.30	68.8	7.9	65.60	69.0
02/26/2017 12:20	7.9	65.75	68.1	65.3	7.8	65.46	69.4	7.7	65.43	68.9	7.9	65.73	69.1
02/26/2017 12:30	8.0	65.91	68.3	65.4	7.8	65.63	69.5	7.7	65.57	69.0	7.9	65.86	69.1
02/26/2017 12:40	7.9	66.05	68.4	65.6	7.8	65.75	69.6	7.7	65.72	69.1	7.9	66.00	69.3
02/26/2017 12:50	7.9	66.23	68.5	65.8	7.8	65.92	69.8	7.7	65.88	69.2	7.9	66.17	69.4
02/26/2017 13:00	7.9	66.36	68.6	65.9	7.8	66.06	69.8	7.7	66.01	69.4	7.9	66.31	69.5
02/26/2017 13:10	8.0	66.50	68.7	66.0	7.8	66.22	70.0	7.7	66.16	69.5	7.9	66.45	69.7
02/26/2017 13:20	8.0	66.66	68.9	66.2	7.8	66.36	70.1	7.7	66.32	69.6	7.9	66.59	69.8
02/26/2017 13:30	8.0	66.82	68.9	66.3	7.8	66.55	70.2	7.7	66.49	69.7	7.9	66.77	69.9
02/26/2017 13:40	7.9	67.02	69.1	66.5	7.8	66.77	70.3	7.7	66.69	69.8	7.9	66.95	70.0
02/26/2017 13:50	8.0	67.25	69.2	66.7	7.8	66.98	70.5	7.7	66.89	70.0	7.9	67.16	70.2
02/26/2017 14:00	8.0	67.46	69.4	66.9	7.8	67.19	70.7	7.7	67.11	70.1	7.9	67.38	70.3

Date/Time	HW5i F	HW5i T	HW5o	HW5i not used	HW6i F	HW6i T	HW6o	HW7i F	HW7i T	HW7o	HW8i F	HW8i T	HW8o
02/26/2017 14:10	8.0	67.67	69.5	67.1	7.8	67.39	70.8	7.7	67.33	70.3	7.9	67.59	70.5
02/26/2017 14:20	8.0	67.88	69.7	67.3	7.8	67.61	71.0	7.7	67.52	70.5	7.9	67.79	70.6
02/26/2017 14:30	8.0	68.07	69.9	67.5	7.8	67.77	71.1	7.7	67.69	70.6	7.9	67.97	70.8
02/26/2017 14:40	8.0	68.19	70.0	67.6	7.8	67.90	71.3	7.7	67.80	70.8	7.9	68.10	70.9
02/26/2017 14:50	8.0	68.38	70.1	67.7	7.8	68.07	71.4	7.7	67.99	70.9	7.9	68.27	71.0
02/26/2017 15:00	8.0	68.56	70.3	68.0	7.8	68.26	71.6	7.7	68.17	71.0	7.9	68.44	71.2
02/26/2017 15:10	8.0	68.65	70.4	68.1	7.8	68.33	71.6	7.7	68.29	71.2	7.9	68.57	71.3
02/26/2017 15:20	8.0	68.76	70.5	68.2	7.8	68.44	71.8	7.7	68.39	71.3	7.9	68.67	71.5
02/26/2017 15:30	8.0	68.81	70.7	68.2	7.8	68.51	71.9	7.7	68.43	71.4	7.9	68.72	71.6
02/26/2017 15:40	8.0	68.83	70.8	68.3	7.8	68.53	72.0	7.7	68.47	71.5	7.9	68.74	71.7
02/26/2017 15:50	8.0	68.81	70.8	68.3	7.8	68.50	72.0	7.7	68.47	71.6	7.9	68.73	71.7
02/26/2017 16:00	8.0	68.67	70.8	68.3	7.8	68.36	72.0	7.7	68.32	71.6	7.9	68.60	71.7
02/26/2017 16:10	8.0	68.66	70.8	68.2	7.8	68.34	72.1	7.7	68.31	71.6	7.9	68.59	71.7
02/26/2017 16:20	8.0	68.69	70.8	68.2	7.8	68.38	72.1	7.7	68.34	71.6	7.9	68.63	71.7
02/26/2017 16:30	8.0	68.69	70.8	68.2	7.8	68.38	72.1	7.7	68.33	71.6	7.9	68.63	71.7
02/26/2017 16:40	8.0	68.70	70.8	68.2	7.8	68.40	72.1	7.7	68.33	71.7	7.9	68.63	71.8
02/26/2017 16:50	8.0	68.66	70.9	68.1	7.8	68.35	72.2	7.7	68.33	71.7	7.9	68.63	71.8
02/26/2017 17:00	8.0	68.56	70.9	68.1	7.8	68.28	72.1	7.7	68.20	71.6	7.9	68.49	71.8
02/26/2017 17:10	8.0	68.43	70.8	68.0	7.8	68.16	72.1	7.7	68.12	71.6	7.9	68.41	71.8
02/26/2017 17:20	8.0	68.40	70.8	67.9	7.8	68.10	72.0	7.7	68.06	71.5	7.9	68.35	71.7
02/26/2017 17:30	8.0	68.33	70.8	67.9	7.8	68.02	72.0	7.7	67.98	71.5	7.9	68.28	71.7
02/26/2017 17:40	8.0	68.24	70.8	67.8	7.8	67.95	72.0	7.7	67.91	71.5	7.9	68.20	71.6
02/26/2017 17:50	8.0	68.16	70.7	67.7	7.8	67.89	72.0	7.7	67.80	71.5	7.9	68.13	71.6
02/26/2017 18:00	8.0	68.06	70.7	67.6	7.8	67.75	71.9	7.7	67.70	71.4	7.9	68.01	71.5
02/26/2017 18:10	8.0	67.92	70.6	67.5	7.8	67.65	71.8	7.7	67.58	71.4	7.9	67.89	71.5
02/26/2017 18:20	8.0	67.81	70.5	67.4	7.8	67.53	71.7	7.7	67.47	71.2	7.9	67.78	71.4
02/26/2017 18:30	8.0	67.72	70.4	67.3	7.8	67.42	71.7	7.7	67.41	71.2	7.9	67.70	71.3
02/26/2017 18:40	8.0	67.63	70.3	67.2	7.8	67.33	71.7	7.7	67.30	71.1	7.9	67.60	71.3
02/26/2017 18:50	8.0	67.54	70.3	67.1	7.8	67.28	71.5	7.7	67.22	71.1	7.9	67.53	71.2
02/26/2017 19:00	8.0	67.50	70.2	67.1	7.8	67.22	71.5	7.7	67.16	71.0	7.9	67.46	71.2
02/26/2017 19:10	8.0	67.42	70.2	67.1	7.8	67.14	71.4	7.7	67.07	70.9	7.9	67.38	71.1
02/26/2017 19:20	8.0	67.36	70.1	66.9	7.8	67.04	71.4	7.7	67.03	70.9	7.9	67.33	71.0
02/26/2017 19:30	8.0	67.31	70.1	66.9	7.8	67.03	71.3	7.7	66.95	70.8	7.9	67.25	71.0
02/26/2017 19:40	8.0	67.22	70.0	66.8	7.8	66.93	71.2	7.7	66.90	70.8	7.9	67.22	70.9
02/26/2017 19:50	8.0	67.19	70.0	66.8	7.8	66.91	71.2	7.7	66.82	70.7	7.9	67.12	70.9
02/26/2017 20:00	8.0	67.13	69.9	66.7	7.8	66.88	71.2	7.7	66.83	70.7	7.9	67.13	70.8
02/26/2017 20:10	8.0	67.13	69.9	66.7	7.8	66.84	71.2	7.7	66.81	70.7	7.9	67.11	70.8
02/26/2017 20:20	8.0	67.09	69.9	66.7	7.8	66.81	71.1	7.7	66.74	70.6	7.9	67.04	70.7
02/26/2017 20:30	8.0	67.02	69.8	66.6	7.8	66.73	71.1	7.7	66.72	70.6	7.9	67.01	70.7
02/26/2017 20:40	8.0	66.92	69.8	66.5	7.8	66.65	71.0	7.7	66.62	70.6	7.9	66.92	70.7
02/26/2017 20:50	8.0	66.85	69.7	66.5	7.8	66.57	70.9	7.7	66.53	70.5	7.9	66.83	70.7
02/26/2017 21:00	8.0	66.77	69.7	66.4	7.8	66.48	70.9	7.7	66.45	70.5	7.9	66.75	70.6
02/26/2017 21:10	8.0	66.75	69.6	66.3	7.8	66.47	70.9	7.7	66.42	70.4	7.9	66.72	70.6
02/26/2017 21:20	8.0	66.73	69.6	66.3	7.8	66.43	70.8	7.7	66.42	70.3	7.9	66.72	70.6
02/26/2017 21:30	8.0	66.73	69.5	66.3	7.8	66.45	70.8	7.7	66.42	70.3	7.9	66.72	70.5
02/26/2017 21:40	8.0	66.76	69.5	66.3	7.8	66.48	70.8	7.7	66.43	70.3	7.9	66.72	70.4
02/26/2017 21:50	8.0	66.73	69.5	66.3	7.8	66.47	70.8	7.7	66.42	70.3	7.9	66.72	70.4
02/26/2017 22:00	8.0	66.74	69.5	66.3	7.8	66.46	70.8	7.7	66.42	70.3	7.9	66.72	70.4
02/26/2017 22:10	8.0	66.73	69.5	66.3	7.8	66.46	70.8	7.7	66.42	70.3	7.9	66.72	70.4
02/26/2017 22:20	8.0	66.74	69.5	66.3	7.8	66.48	70.8	7.7	66.42	70.3	7.9	66.72	70.4
02/26/2017 22:30	8.0	66.75	69.5	66.3	7.8	66.50	70.8	7.7	66.42	70.3	7.9	66.72	70.4
02/26/2017 22:40	8.0	66.73	69.5	66.3	7.8	66.46	70.8	7.7	66.42	70.3	7.9	66.72	70.4
02/26/2017 22:50	8.0	66.73	69.5	66.3	7.8	66.50	70.8	7.7	66.42	70.3	7.9	66.72	70.4
02/26/2017 23:00	8.0	66.78	69.5	66.4	7.8	66.52	70.8	7.7	66.42	70.3	7.9	66.72	70.4
02/26/2017 23:10	8.0	66.75	69.5	66.3	7.8	66.52	70.8	7.7	66.42	70.3	7.9	66.72	70.4

Date/Time	HW5i F	HW5i T	HW5o	HW5i not used	HW6i F	HW6i T	HW6o	HW7i F	HW7i T	HW7o	HW8i F	HW8i T	HW8o
02/26/2017 23:20	8.0	66.75	69.5	66.4	7.8	66.50	70.7	7.7	66.42	70.3	7.9	66.72	70.4
02/26/2017 23:30	8.0	66.81	69.5	66.3	7.8	66.53	70.8	7.7	66.42	70.3	7.9	66.72	70.4
02/26/2017 23:40	8.0	66.83	69.5	66.4	7.8	66.56	70.8	7.7	66.49	70.3	7.9	66.76	70.4
02/26/2017 23:50	8.0	66.92	69.5	66.4	7.8	66.64	70.8	7.7	66.56	70.3	7.9	66.83	70.4
02/27/2017 00:00	8.0	66.92	69.5	66.5	7.8	66.65	70.8	7.7	66.60	70.3	7.9	66.83	70.4
02/27/2017 00:10	8.0	66.94	69.6	66.5	7.8	66.70	70.8	7.7	66.61	70.3	7.9	66.87	70.4
02/27/2017 00:20	8.0	67.01	69.6	66.5	7.8	66.72	70.9	7.7	66.63	70.4	7.9	66.92	70.5
02/27/2017 00:30	8.0	67.03	69.6	66.5	7.8	66.73	70.9	7.7	66.70	70.4	7.9	66.93	70.5
02/27/2017 00:40	8.0	67.04	69.6	66.6	7.8	66.81	70.9	7.7	66.72	70.3	7.9	67.02	70.5
02/27/2017 00:50	8.0	67.14	69.7	66.7	7.8	66.89	70.9	7.7	66.77	70.4	7.9	67.04	70.6
02/27/2017 01:00	8.0	67.20	69.7	66.8	7.8	66.93	71.0	7.7	66.82	70.5	7.9	67.10	70.6
02/27/2017 01:10	8.0	67.22	69.7	66.7	7.8	67.00	71.0	7.7	66.85	70.5	7.9	67.13	70.6
02/27/2017 01:20	8.0	67.28	69.8	66.8	7.8	67.03	71.0	7.7	66.92	70.5	7.9	67.21	70.7
02/27/2017 01:30	8.0	67.33	69.8	66.8	7.8	67.03	71.1	7.7	66.95	70.6	7.9	67.22	70.7
02/27/2017 01:40	8.0	67.36	69.8	66.8	7.8	67.07	71.2	7.7	67.03	70.6	7.9	67.30	70.7
02/27/2017 01:50	8.0	67.42	69.9	66.9	7.8	67.13	71.1	7.7	67.03	70.7	7.9	67.33	70.8
02/27/2017 02:00	8.0	67.41	69.9	66.9	7.8	67.12	71.2	7.7	67.03	70.7	7.9	67.33	70.8
02/27/2017 02:10	8.0	67.42	69.9	66.9	7.8	67.12	71.2	7.7	67.03	70.7	7.9	67.33	70.8
02/27/2017 02:20	8.0	67.42	70.0	66.9	7.8	67.13	71.2	7.7	67.03	70.7	7.9	67.33	70.9
02/27/2017 02:30	8.0	67.42	70.0	66.9	7.8	67.12	71.2	7.7	67.03	70.7	7.9	67.33	70.9
02/27/2017 02:40	8.0	67.41	70.0	66.9	7.8	67.11	71.2	7.7	67.03	70.7	7.9	67.33	70.9
02/27/2017 02:50	8.0	67.42	70.0	66.9	7.8	67.13	71.2	7.7	67.03	70.7	7.9	67.33	70.9
02/27/2017 03:00	8.0	67.42	70.0	66.9	7.8	67.13	71.2	7.7	67.03	70.7	7.9	67.33	70.9
02/27/2017 03:10	8.0	67.42	70.0	66.9	7.8	67.13	71.2	7.7	67.03	70.7	7.9	67.33	70.9
02/27/2017 03:20	8.0	67.40	70.0	66.9	7.8	67.11	71.2	7.7	67.03	70.7	7.9	67.33	70.9
02/27/2017 03:30	8.0	67.33	70.0	66.9	7.8	67.03	71.2	7.7	67.02	70.7	7.9	67.32	70.9
02/27/2017 03:40	8.0	67.33	70.0	66.8	7.8	67.03	71.2	7.7	66.94	70.7	7.9	67.22	70.9
02/27/2017 03:50	8.0	67.25	69.9	66.8	7.8	67.01	71.2	7.7	66.91	70.7	7.9	67.22	70.9
02/27/2017 04:00	8.0	67.22	69.9	66.8	7.8	66.92	71.2	7.7	66.83	70.6	7.9	67.13	70.8
02/27/2017 04:10	8.0	67.13	69.9	66.7	7.8	66.91	71.1	7.7	66.82	70.6	7.9	67.12	70.8
02/27/2017 04:20	8.0	67.12	69.9	66.7	7.8	66.86	71.1	7.7	66.77	70.6	7.9	67.05	70.7
02/27/2017 04:30	8.0	67.13	69.8	66.7	7.8	66.85	71.1	7.7	66.78	70.6	7.9	67.05	70.7
02/27/2017 04:40	8.0	67.15	69.8	66.7	7.8	66.92	71.1	7.7	66.82	70.5	7.9	67.12	70.7
02/27/2017 04:50	8.0	67.15	69.8	66.7	7.8	66.92	71.1	7.7	66.83	70.5	7.9	67.12	70.7
02/27/2017 05:00	8.0	67.14	69.9	66.7	7.8	66.92	71.1	7.7	66.83	70.6	7.9	67.13	70.7
02/27/2017 05:10	8.0	67.20	69.9	66.8	7.8	66.92	71.1	7.7	66.83	70.6	7.9	67.13	70.7
02/27/2017 05:20	8.0	67.16	69.8	66.7	7.8	66.92	71.1	7.7	66.83	70.6	7.9	67.13	70.7
02/27/2017 05:30	8.0	67.12	69.8	66.7	7.8	66.84	71.1	7.7	66.77	70.6	7.9	67.06	70.7
02/27/2017 05:40	8.0	67.08	69.8	66.7	7.8	66.83	71.1	7.7	66.74	70.6	7.9	67.03	70.7
02/27/2017 05:50	8.0	67.03	69.8	66.6	7.8	66.75	71.1	7.7	66.72	70.6	7.9	67.01	70.7
02/27/2017 06:00	8.0	67.03	69.8	66.6	7.8	66.72	71.0	7.7	66.71	70.6	7.9	66.92	70.6
02/27/2017 06:10	8.0	67.00	69.8	66.6	7.8	66.72	71.0	7.7	66.64	70.5	7.9	66.92	70.7
02/27/2017 06:20	8.0	66.92	69.7	66.5	7.8	66.67	70.9	7.7	66.58	70.4	7.9	66.85	70.6
02/27/2017 06:30	8.0	66.88	69.7	66.5	7.8	66.62	70.9	7.7	66.53	70.4	7.9	66.83	70.6
02/27/2017 06:40	8.0	66.83	69.7	66.4	7.8	66.53	70.9	7.7	66.49	70.4	7.9	66.77	70.5
02/27/2017 06:50	8.0	66.78	69.6	66.4	7.8	66.53	70.9	7.7	66.42	70.4	7.9	66.73	70.5
02/27/2017 07:00	8.0	66.72	69.6	66.3	7.8	66.48	70.8	7.7	66.42	70.3	7.9	66.72	70.5
02/27/2017 07:10	8.0	66.78	69.6	66.3	7.8	66.52	70.8	7.7	66.42	70.3	7.9	66.72	70.4
02/27/2017 07:20	8.0	66.85	69.5	66.3	7.8	66.53	70.9	7.7	66.45	70.3	7.9	66.72	70.4
02/27/2017 07:30	8.0	66.98	69.6	66.4	7.8	66.67	70.8	7.7	66.57	70.3	7.9	66.78	70.4
02/27/2017 07:40	8.0	67.12	69.6	66.5	7.8	66.77	70.9	7.7	66.70	70.3	7.9	66.90	70.5
02/27/2017 07:50	8.0	67.32	69.6	66.6	7.8	66.93	70.9	7.7	66.83	70.3	7.9	67.05	70.5
02/27/2017 08:00	8.0	67.52	69.7	66.8	7.8	67.11	70.9	7.7	67.04	70.5	7.9	67.26	70.6
02/27/2017 08:10	8.0	67.76	69.8	67.0	7.8	67.35	71.0	7.7	67.29	70.5	7.9	67.48	70.7
02/27/2017 08:20	8.0	67.94	69.9	67.2	7.8	67.54	71.1	7.7	67.46	70.6	7.9	67.67	70.8

Date/Time	HW5i F	HW5i T	HW5o	HW5i not used	HW6i F	HW6i T	HW6o	HW7i F	HW7i T	HW7o	HW8i F	HW8i T	HW8o
02/27/2017 08:30	8.0	68.11	70.0	67.4	7.8	67.69	71.3	7.7	67.64	70.8	7.9	67.84	70.9
02/27/2017 08:40	8.0	68.30	70.2	67.6	7.8	67.88	71.4	7.7	67.81	70.9	7.9	68.04	71.0
02/27/2017 08:50	8.0	68.55	70.3	67.8	7.8	68.13	71.5	7.7	68.08	71.0	7.9	68.25	71.2
02/27/2017 09:00	8.0	68.78	70.4	68.0	7.8	68.35	71.7	7.7	68.32	71.2	7.9	68.48	71.3
02/27/2017 09:10	8.0	69.06	70.6	68.2	7.8	68.63	71.9	7.7	68.59	71.4	7.9	68.76	71.5
02/27/2017 09:20	8.0	69.26	70.8	68.5	7.8	68.84	72.1	7.7	68.81	71.5	7.9	68.98	71.7
02/27/2017 09:30	8.0	69.47	71.0	68.6	7.8	69.06	72.2	7.7	69.04	71.7	7.9	69.17	71.8
02/27/2017 09:40	8.0	69.75	71.2	68.9	7.8	69.36	72.4	7.7	69.31	71.9	7.9	69.44	72.0
02/27/2017 09:50	8.0	70.04	71.3	69.2	7.8	69.65	72.6	7.7	69.60	72.1	7.9	69.75	72.2
02/27/2017 10:00	8.0	70.36	71.5	69.5	7.8	69.95	72.7	7.7	69.89	72.3	7.9	70.03	72.4
02/27/2017 10:10	8.0	70.71	71.7	69.8	7.8	70.28	72.9	7.7	70.22	72.5	7.9	70.34	72.6
02/27/2017 10:20	8.0	71.05	72.0	70.0	7.8	70.59	73.2	7.7	70.52	72.7	7.9	70.65	72.8
02/27/2017 10:30	8.0	71.40	72.2	70.3	7.8	70.96	73.4	7.7	70.90	72.9	7.9	71.01	73.1
02/27/2017 10:40	8.0	71.62	72.4	70.7	7.8	71.22	73.7	7.7	71.16	73.1	7.9	71.27	73.3
02/27/2017 10:50	8.0	71.90	72.7	70.9	7.8	71.48	73.9	7.7	71.36	73.4	7.9	71.50	73.6
02/27/2017 11:00	8.0	72.30	72.9	71.3	7.8	71.86	74.1	7.7	71.78	73.6	7.9	71.89	73.8
02/27/2017 11:10	8.0	72.57	73.1	71.4	7.8	72.11	74.4	7.7	72.03	73.8	7.9	72.13	74.0
02/27/2017 11:20	8.0	72.94	73.4	71.8	7.8	72.46	74.6	7.7	72.39	74.1	7.9	72.43	74.2
02/27/2017 11:30	8.0	73.28	73.6	72.2	7.8	72.82	74.8	7.7	72.75	74.3	7.9	72.82	74.4
02/27/2017 11:40	8.0	73.60	73.8	72.5	7.8	73.20	75.1	7.7	73.10	74.5	7.9	73.18	74.7
02/27/2017 11:50	8.0	73.93	74.1	72.8	7.8	73.59	75.3	7.7	73.44	74.8	7.9	73.56	75.0
02/27/2017 12:00	8.0	74.13	74.4	73.1	7.8	73.84	75.5	7.7	73.71	75.1	7.9	73.81	75.2
02/27/2017 12:10	8.0	74.41	74.6	73.3	7.8	74.16	75.8	7.7	74.00	75.3	7.9	74.11	75.6
02/27/2017 12:20	8.0	74.74	74.9	73.7	7.8	74.46	76.1	7.7	74.31	75.6	7.9	74.42	75.8
02/27/2017 12:30	8.0	74.98	75.1	74.0	7.8	74.70	76.3	7.7	74.55	75.8	7.9	74.69	76.0
02/27/2017 12:40	8.0	75.27	75.4	74.3	7.8	75.00	76.6	7.7	74.83	76.1	7.9	74.94	76.3
02/27/2017 12:50	8.0	75.59	75.6	74.5	7.9	75.34	76.8	7.7	75.16	76.3	7.9	75.32	76.5
02/27/2017 13:00	8.0	75.75	75.8	74.8	7.9	75.55	77.0	7.7	75.35	76.6	7.9	75.50	76.7
02/27/2017 13:10	8.0	76.02	76.1	75.0	7.9	75.83	77.3	7.7	75.58	76.8	7.9	75.72	76.9
02/27/2017 13:20	8.0	76.30	76.3	75.2	7.9	76.11	77.5	7.7	75.88	76.9	7.9	76.00	77.2
02/27/2017 13:30	8.0	76.58	76.5	75.5	7.9	76.43	77.7	7.7	76.19	77.2	7.9	76.33	77.4
02/27/2017 13:40	8.0	76.79	76.8	75.8	7.8	76.64	77.9	7.7	76.38	77.4	7.9	76.53	77.6
02/27/2017 13:50	8.0	77.00	77.0	76.0	7.9	76.88	78.2	7.7	76.61	77.6	7.9	76.79	77.8
02/27/2017 14:00	8.0	77.23	77.2	76.2	7.9	77.11	78.4	7.7	76.86	77.9	7.9	77.03	78.1
02/27/2017 14:10	8.0	77.46	77.3	76.5	7.9	77.35	78.6	7.7	77.08	78.1	7.9	77.26	78.3
02/27/2017 14:20	8.0	77.64	77.5	76.8	7.9	77.53	78.8	7.7	77.25	78.3	8.0	77.45	78.5
02/27/2017 14:30	8.0	77.78	77.8	76.9	7.9	77.70	79.0	7.7	77.42	78.5	7.9	77.61	78.6
02/27/2017 14:40	8.0	77.97	77.9	77.1	7.9	77.85	79.2	7.7	77.62	78.6	8.0	77.82	78.9
02/27/2017 14:50	8.0	78.16	78.1	77.3	7.9	78.06	79.4	7.7	77.80	78.8	7.9	78.00	79.0
02/27/2017 15:00	8.0	78.33	78.3	77.5	7.9	78.23	79.5	7.7	77.94	79.0	7.9	78.17	79.2
02/27/2017 15:10	8.0	78.44	78.5	77.7	7.9	78.32	79.7	7.7	78.07	79.1	7.9	78.28	79.3
02/27/2017 15:20	8.0	78.55	78.6	77.8	7.9	78.46	79.8	7.7	78.22	79.3	8.0	78.43	79.5
02/27/2017 15:30	8.0	78.70	78.7	77.9	7.9	78.58	80.0	7.7	78.36	79.4	8.0	78.56	79.6
02/27/2017 15:40	8.0	78.87	78.9	78.0	7.9	78.75	80.2	7.7	78.49	79.6	8.0	78.71	79.7
02/27/2017 15:50	8.0	78.92	79.0	78.1	7.9	78.83	80.2	7.7	78.60	79.7	8.0	78.83	79.9
02/27/2017 16:00	8.0	78.95	79.2	78.2	7.9	78.86	80.4	7.7	78.61	79.8	8.0	78.87	80.0
02/27/2017 16:10	8.0	79.02	79.2	78.3	7.9	78.95	80.5	7.7	78.69	79.9	8.0	78.92	80.2
02/27/2017 16:20	8.0	79.13	79.3	78.4	7.9	79.03	80.6	7.7	78.72	80.0	8.0	79.02	80.3
02/27/2017 16:30	8.0	78.99	79.4	78.3	7.9	78.83	80.6	7.7	78.61	80.1	8.0	78.88	80.3
02/27/2017 16:40	8.0	78.92	79.4	78.2	7.9	78.71	80.6	7.7	78.53	80.1	8.0	78.78	80.3
02/27/2017 16:50	8.1	78.92	79.5	78.2	7.9	78.62	80.6	7.7	78.45	80.2	8.0	78.71	80.3
02/27/2017 17:00	8.0	78.83	79.5	78.1	7.9	78.53	80.7	7.7	78.41	80.1	8.0	78.63	80.3
02/27/2017 17:10	8.0	78.77	79.4	78.1	7.9	78.51	80.6	7.7	78.33	80.2	8.0	78.57	80.3
02/27/2017 17:20	8.0	78.66	79.4	78.0	7.9	78.41	80.6	7.7	78.26	80.1	8.0	78.52	80.3
02/27/2017 17:30	8.0	78.59	79.4	77.9	7.9	78.32	80.6	7.7	78.19	80.1	8.0	78.43	80.3

Date/Time	HW5i F	HW5i T	HW5o	HW5i not used	HW6i F	HW6i T	HW6o	HW7i F	HW7i T	HW7o	HW8i F	HW8i T	HW8o
02/27/2017 17:40	8.0	78.53	79.4	77.8	7.9	78.23	80.6	7.7	78.11	80.1	8.0	78.33	80.3
02/27/2017 17:50	8.0	78.45	79.3	77.7	7.9	78.19	80.5	7.7	78.00	80.0	8.0	78.26	80.2
02/27/2017 18:00	8.0	78.36	79.3	77.7	7.9	78.08	80.5	7.7	77.92	79.9	8.0	78.19	80.2
02/27/2017 18:10	8.0	78.23	79.2	77.6	7.9	77.93	80.4	7.7	77.82	80.0	8.0	78.06	80.1
02/27/2017 18:20	8.0	78.02	79.2	77.4	7.9	77.75	80.4	7.7	77.62	79.8	7.9	77.86	80.0
02/27/2017 18:30	8.0	77.84	79.1	77.3	7.9	77.56	80.3	7.7	77.44	79.7	7.9	77.69	80.0
02/27/2017 18:40	8.0	77.68	79.0	77.0	7.9	77.41	80.2	7.7	77.26	79.7	8.0	77.52	79.9
02/27/2017 18:50	8.0	77.53	78.9	76.9	7.9	77.23	80.1	7.7	77.12	79.6	7.9	77.38	79.8
02/27/2017 19:00	8.0	77.37	78.8	76.8	7.9	77.09	80.0	7.7	76.95	79.5	7.9	77.19	79.7
02/27/2017 19:10	8.0	77.21	78.7	76.6	7.9	76.94	79.8	7.7	76.83	79.4	7.9	77.09	79.5
02/27/2017 19:20	8.0	77.09	78.6	76.5	7.9	76.77	79.8	7.7	76.68	79.2	7.9	76.94	79.4
02/27/2017 19:30	8.0	76.97	78.5	76.4	7.9	76.70	79.6	7.7	76.56	79.1	7.9	76.82	79.4
02/27/2017 19:40	8.0	76.83	78.4	76.3	7.9	76.52	79.5	7.7	76.44	79.0	7.9	76.68	79.3
02/27/2017 19:50	8.0	76.72	78.3	76.1	7.9	76.41	79.4	7.7	76.31	79.0	7.9	76.58	79.2
02/27/2017 20:00	8.0	76.58	78.2	76.0	7.9	76.28	79.3	7.7	76.22	78.8	7.9	76.43	79.1
02/27/2017 20:10	8.0	76.47	78.0	75.9	7.9	76.19	79.3	7.7	76.11	78.8	7.9	76.36	79.0
02/27/2017 20:20	8.0	76.42	78.0	75.8	7.9	76.10	79.2	7.7	76.02	78.7	7.9	76.29	78.9
02/27/2017 20:30	8.0	76.33	77.9	75.7	7.9	76.03	79.1	7.7	75.92	78.6	7.9	76.19	78.8
02/27/2017 20:40	8.0	76.25	77.8	75.6	7.8	75.98	79.0	7.7	75.83	78.6	7.9	76.13	78.8
02/27/2017 20:50	8.0	76.19	77.8	75.6	7.8	75.89	79.0	7.7	75.81	78.5	7.9	76.07	78.7
02/27/2017 21:00	8.0	76.12	77.7	75.5	7.9	75.81	78.9	7.7	75.72	78.4	7.9	75.99	78.6
02/27/2017 21:10	8.0	76.04	77.6	75.5	7.8	75.72	78.9	7.7	75.64	78.3	7.9	75.91	78.5
02/27/2017 21:20	8.0	76.03	77.6	75.4	7.9	75.72	78.8	7.7	75.60	78.3	7.9	75.85	78.5
02/27/2017 21:30	8.0	75.92	77.6	75.3	7.8	75.71	78.8	7.7	75.52	78.3	7.9	75.83	78.4
02/27/2017 21:40	8.0	75.92	77.5	75.3	7.8	75.63	78.7	7.7	75.52	78.2	7.9	75.76	78.4
02/27/2017 21:50	8.0	75.84	77.5	75.3	7.9	75.57	78.7	7.7	75.52	78.2	7.9	75.73	78.4
02/27/2017 22:00	8.0	75.83	77.4	75.2	7.9	75.54	78.7	7.7	75.46	78.2	8.0	75.72	78.4
02/27/2017 22:10	8.0	75.82	77.4	75.2	7.9	75.52	78.6	7.7	75.42	78.1	7.9	75.72	78.3
02/27/2017 22:20	8.0	75.75	77.3	75.1	7.8	75.51	78.6	7.7	75.42	78.1	7.9	75.68	78.2
02/27/2017 22:30	8.0	75.75	77.3	75.2	7.8	75.48	78.6	7.7	75.39	78.1	8.0	75.68	78.2
02/27/2017 22:40	8.0	75.67	77.3	75.1	7.9	75.35	78.6	7.7	75.27	78.0	8.0	75.56	78.2
02/27/2017 22:50	8.0	75.63	77.3	75.0	7.8	75.33	78.5	7.7	75.22	78.0	7.9	75.52	78.2
02/27/2017 23:00	8.0	75.63	77.3	75.0	7.8	75.33	78.5	7.7	75.22	78.0	7.9	75.51	78.2
02/27/2017 23:10	8.0	75.63	77.2	75.0	7.9	75.33	78.5	7.7	75.22	78.0	8.0	75.50	78.1
02/27/2017 23:20	8.0	75.63	77.2	75.0	7.9	75.33	78.4	7.7	75.22	77.9	7.9	75.49	78.1
02/27/2017 23:30	8.0	75.64	77.2	75.1	7.9	75.33	78.4	7.7	75.24	77.9	7.9	75.52	78.1
02/27/2017 23:40	8.0	75.70	77.2	75.0	7.8	75.34	78.4	7.7	75.30	77.9	7.9	75.54	78.1
02/27/2017 23:50	8.0	75.72	77.2	75.1	7.9	75.38	78.4	7.7	75.31	78.0	7.9	75.56	78.1
02/28/2017 00:00	8.0	75.72	77.2	75.1	7.9	75.37	78.4	7.7	75.31	78.0	7.9	75.56	78.1
02/28/2017 00:10	8.0	75.70	77.2	75.1	7.8	75.34	78.4	7.7	75.29	78.0	7.9	75.53	78.1
02/28/2017 00:20	8.0	75.61	77.2	75.0	7.9	75.32	78.4	7.7	75.20	77.9	7.9	75.47	78.1
02/28/2017 00:30	8.0	75.60	77.2	75.0	7.9	75.30	78.4	7.7	75.17	77.9	7.9	75.45	78.1
02/28/2017 00:40	8.0	75.62	77.2	75.0	7.9	75.33	78.4	7.7	75.22	77.9	7.9	75.51	78.1
02/28/2017 00:50	8.0	75.60	77.2	75.0	7.9	75.32	78.3	7.7	75.20	77.9	8.0	75.45	78.1
02/28/2017 01:00	8.0	75.60	77.2	75.0	7.9	75.32	78.4	7.7	75.20	77.9	7.9	75.45	78.1
02/28/2017 01:10	8.0	75.53	77.1	75.0	7.8	75.25	78.4	7.7	75.13	77.9	7.9	75.42	78.0
02/28/2017 01:20	8.0	75.50	77.1	74.9	7.8	75.21	78.4	7.7	75.13	77.8	7.9	75.40	78.0
02/28/2017 01:30	8.0	75.50	77.1	74.9	7.8	75.21	78.3	7.7	75.13	77.8	7.9	75.40	78.0
02/28/2017 01:40	8.0	75.43	77.1	74.9	7.9	75.14	78.3	7.7	75.11	77.8	8.0	75.33	78.0
02/28/2017 01:50	8.0	75.43	77.1	74.9	7.8	75.13	78.3	7.7	75.09	77.8	7.9	75.33	78.0
02/28/2017 02:00	8.0	75.43	77.1	74.9	7.8	75.14	78.3	7.7	75.09	77.8	7.9	75.33	77.9
02/28/2017 02:10	8.0	75.50	77.1	74.9	7.8	75.21	78.3	7.7	75.13	77.8	7.9	75.40	77.9
02/28/2017 02:20	8.0	75.52	77.0	74.9	7.8	75.22	78.3	7.7	75.13	77.8	8.0	75.42	78.0
02/28/2017 02:30	8.0	75.52	77.1	74.9	7.9	75.23	78.3	7.7	75.13	77.8	7.9	75.42	78.0
02/28/2017 02:40	8.0	75.52	77.1	74.9	7.9	75.22	78.3	7.7	75.13	77.8	7.9	75.42	78.0

Date/Time	HW5i F	HW5i T	HW5o	HW5i not used	HW6i F	HW6i T	HW6o	HW7i F	HW7i T	HW7o	HW8i F	HW8i T	HW8o
02/28/2017 02:50	8.0	75.52	77.1	74.9	7.8	75.22	78.3	7.7	75.13	77.8	8.0	75.42	78.0
02/28/2017 03:00	8.0	75.51	77.1	74.9	7.9	75.21	78.3	7.7	75.13	77.8	7.9	75.42	78.0
02/28/2017 03:10	8.0	75.52	77.1	74.9	7.8	75.22	78.3	7.7	75.13	77.8	7.9	75.42	78.0
02/28/2017 03:20	8.0	75.52	77.1	74.9	7.8	75.22	78.3	7.7	75.13	77.8	7.9	75.42	78.0
02/28/2017 03:30	8.0	75.52	77.1	74.9	7.9	75.22	78.3	7.7	75.13	77.8	7.9	75.42	78.0
02/28/2017 03:40	8.0	75.49	77.1	74.9	7.8	75.19	78.3	7.7	75.12	77.8	7.9	75.39	78.0
02/28/2017 03:50	8.0	75.42	77.1	74.8	7.9	75.13	78.3	7.7	75.05	77.8	7.9	75.33	78.0
02/28/2017 04:00	8.0	75.38	77.0	74.7	7.9	75.05	78.3	7.7	74.98	77.7	7.9	75.24	78.0
02/28/2017 04:10	8.0	75.33	77.0	74.7	7.9	75.02	78.2	7.7	74.92	77.7	7.9	75.20	77.9
02/28/2017 04:20	8.0	75.33	77.0	74.7	7.8	75.02	78.2	7.7	74.92	77.7	7.9	75.19	77.9
02/28/2017 04:30	8.0	75.33	77.0	74.7	7.8	75.03	78.2	7.7	74.92	77.7	7.9	75.22	77.9
02/28/2017 04:40	8.0	75.33	77.0	74.7	7.9	75.03	78.2	7.7	74.92	77.7	7.9	75.22	77.9
02/28/2017 04:50	8.0	75.37	77.0	74.8	7.9	75.03	78.2	7.7	74.96	77.7	8.0	75.22	77.9
02/28/2017 05:00	8.0	75.42	77.0	74.8	7.9	75.12	78.2	7.7	75.03	77.7	7.9	75.31	77.9
02/28/2017 05:10	8.0	75.42	77.0	74.8	7.9	75.13	78.2	7.7	75.03	77.7	8.0	75.32	77.9
02/28/2017 05:20	8.0	75.42	77.0	74.8	7.8	75.13	78.2	7.7	75.07	77.7	8.0	75.33	77.9
02/28/2017 05:30	8.0	75.42	77.0	74.9	7.9	75.13	78.2	7.7	75.11	77.8	7.9	75.33	77.9
02/28/2017 05:40	8.0	75.45	77.0	74.9	7.9	75.16	78.2	7.7	75.13	77.7	7.9	75.36	77.9
02/28/2017 05:50	8.0	75.52	77.0	74.9	7.9	75.22	78.2	7.7	75.13	77.8	7.9	75.42	77.9
02/28/2017 06:00	8.0	75.52	77.0	74.9	7.9	75.23	78.2	7.7	75.13	77.8	7.9	75.42	78.0
02/28/2017 06:10	8.0	75.54	77.1	75.0	7.9	75.30	78.3	7.7	75.15	77.8	7.9	75.42	77.9
02/28/2017 06:20	8.0	75.63	77.1	75.0	7.9	75.33	78.3	7.7	75.22	77.8	8.0	75.49	78.0
02/28/2017 06:30	8.0	75.63	77.1	75.0	7.8	75.33	78.3	7.7	75.22	77.9	8.0	75.51	78.0
02/28/2017 06:40	8.0	75.72	77.2	75.0	7.8	75.34	78.4	7.7	75.27	77.8	8.0	75.52	78.1
02/28/2017 06:50	8.0	75.72	77.2	75.1	7.9	75.42	78.4	7.7	75.33	77.9	8.0	75.58	78.1
02/28/2017 07:00	8.0	75.72	77.2	75.1	7.9	75.44	78.4	7.7	75.33	77.9	8.0	75.63	78.1
02/28/2017 07:10	8.0	75.77	77.2	75.2	7.9	75.52	78.4	7.7	75.42	78.0	7.9	75.68	78.1
02/28/2017 07:20	8.0	75.83	77.3	75.2	7.9	75.55	78.5	7.7	75.47	78.0	8.0	75.72	78.1
02/28/2017 07:30	8.0	75.92	77.3	75.3	7.9	75.65	78.5	7.7	75.53	78.0	8.0	75.77	78.1
02/28/2017 07:40	8.0	76.03	77.3	75.3	7.9	75.72	78.6	7.7	75.61	78.0	8.0	75.87	78.3
02/28/2017 07:50	8.0	76.13	77.4	75.4	7.9	75.82	78.6	7.7	75.74	78.1	7.9	75.99	78.3
02/28/2017 08:00	8.0	76.25	77.4	75.5	7.9	75.96	78.7	7.7	75.83	78.2	8.0	76.11	78.4
02/28/2017 08:10	8.0	76.39	77.5	75.7	7.9	76.08	78.7	7.7	75.98	78.3	8.0	76.25	78.4
02/28/2017 08:20	8.0	76.53	77.6	75.9	7.9	76.25	78.9	7.7	76.16	78.3	8.0	76.39	78.5
02/28/2017 08:30	8.0	76.69	77.8	76.0	7.9	76.40	78.9	7.7	76.28	78.5	8.0	76.51	78.7
02/28/2017 08:40	8.0	76.86	77.8	76.2	7.9	76.56	79.0	7.7	76.46	78.5	8.0	76.69	78.7
02/28/2017 08:50	8.0	76.99	77.9	76.3	7.9	76.69	79.2	7.7	76.57	78.6	8.0	76.83	78.9
02/28/2017 09:00	8.0	77.12	78.0	76.4	7.9	76.79	79.3	7.7	76.69	78.7	8.0	76.93	78.9
02/28/2017 09:10	8.0	77.28	78.1	76.5	7.9	77.00	79.4	7.7	76.87	78.9	8.0	77.11	79.1
02/28/2017 09:20	8.0	77.49	78.3	76.8	7.9	77.19	79.5	7.7	77.08	78.9	8.0	77.31	79.2
02/28/2017 09:30	8.0	77.65	78.4	76.9	7.9	77.37	79.6	7.7	77.24	79.1	8.0	77.49	79.3
02/28/2017 09:40	8.0	77.85	78.5	77.1	7.9	77.57	79.8	7.7	77.45	79.2	8.0	77.68	79.4
02/28/2017 09:50	8.0	78.15	78.7	77.4	7.9	77.84	79.9	7.7	77.72	79.4	8.0	77.93	79.5
02/28/2017 10:00	8.0	78.40	78.8	77.5	7.9	78.09	80.0	7.7	77.94	79.6	7.9	78.19	79.7
02/28/2017 10:10	8.1	78.59	79.0	77.8	7.9	78.31	80.2	7.7	78.17	79.7	8.0	78.41	79.9
02/28/2017 10:20	8.1	78.83	79.2	78.0	7.9	78.52	80.4	7.7	78.40	79.9	8.0	78.60	80.1
02/28/2017 10:30	8.0	79.03	79.4	78.2	7.9	78.73	80.6	7.7	78.61	80.1	8.0	78.82	80.3
02/28/2017 10:40	8.1	79.31	79.5	78.5	7.9	78.99	80.8	7.7	78.85	80.3	8.0	79.05	80.4
02/28/2017 10:50	8.0	79.61	79.7	78.7	7.9	79.34	80.9	7.7	79.15	80.4	8.0	79.36	80.7
02/28/2017 11:00	8.1	79.88	79.9	78.9	7.9	79.60	81.1	7.7	79.43	80.6	8.0	79.61	80.8
02/28/2017 11:10	8.1	80.23	80.1	79.3	7.9	79.95	81.3	7.7	79.78	80.8	8.0	79.95	81.0
02/28/2017 11:20	8.1	80.52	80.3	79.6	7.9	80.20	81.6	7.7	80.05	81.1	8.0	80.21	81.2
02/28/2017 11:30	8.1	80.76	80.6	79.8	7.9	80.46	81.8	7.7	80.28	81.3	8.0	80.47	81.4
02/28/2017 11:40	8.1	81.07	80.8	80.1	7.9	80.78	82.0	7.7	80.56	81.5	8.0	80.76	81.7
02/28/2017 11:50	8.1	81.41	81.0	80.4	7.9	81.13	82.3	7.7	80.94	81.7	8.0	81.12	81.9

Date/Time	HW5i F	HW5i T	HW5o	HW5i not used	HW6i F	HW6i T	HW6o	HW7i F	HW7i T	HW7o	HW8i F	HW8i T	HW8o
02/28/2017 12:00	8.1	81.72	81.3	80.7	7.9	81.41	82.5	7.7	81.20	82.0	8.0	81.39	82.1
02/28/2017 12:10	8.1	81.96	81.5	81.0	7.9	81.68	82.8	7.7	81.47	82.2	8.0	81.69	82.4
02/28/2017 12:20	8.1	82.21	81.7	81.3	7.9	81.93	83.0	7.7	81.73	82.4	8.0	81.94	82.6
02/28/2017 12:30	8.1	82.49	81.9	81.6	7.9	82.18	83.2	7.7	82.01	82.7	8.0	82.19	82.9
02/28/2017 12:40	8.1	82.61	82.1	81.7	7.9	82.33	83.4	7.7	82.18	82.9	8.0	82.38	83.1
02/28/2017 12:50	8.1	82.91	82.4	82.0	7.9	82.63	83.6	7.7	82.45	83.1	8.0	82.64	83.3
02/28/2017 13:00	8.1	83.07	82.6	82.2	7.9	82.81	83.9	7.7	82.63	83.3	8.0	82.84	83.5
02/28/2017 13:10	8.1	83.19	82.7	82.3	7.9	82.92	84.0	7.7	82.74	83.4	8.0	82.94	83.7
02/28/2017 13:20	8.1	83.32	82.9	82.4	7.9	83.05	84.2	7.7	82.91	83.6	8.0	83.09	83.8
02/28/2017 13:30	8.1	83.44	83.1	82.5	7.9	83.18	84.3	7.7	82.98	83.8	8.0	83.18	84.0
02/28/2017 13:40	8.1	83.61	83.2	82.7	7.9	83.30	84.4	7.7	83.16	83.9	8.0	83.33	84.1
02/28/2017 13:50	8.1	83.63	83.3	82.8	7.9	83.34	84.6	7.7	83.20	84.0	8.0	83.39	84.2
02/28/2017 14:00	8.1	83.69	83.4	82.8	7.9	83.42	84.6	7.7	83.26	84.1	8.0	83.45	84.4
02/28/2017 14:10	8.1	83.78	83.5	82.9	7.9	83.48	84.7	7.7	83.32	84.3	8.0	83.54	84.4
02/28/2017 14:20	8.1	83.80	83.6	82.9	7.9	83.54	84.9	7.7	83.35	84.3	8.0	83.56	84.5
02/28/2017 14:30	8.1	83.90	83.7	83.0	7.9	83.61	84.9	7.7	83.42	84.3	8.0	83.63	84.6
02/28/2017 14:40	8.1	83.92	83.8	83.1	7.9	83.63	85.0	7.7	83.46	84.4	8.0	83.65	84.7
02/28/2017 14:50	8.1	84.00	83.8	83.2	7.9	83.75	85.1	7.7	83.59	84.5	8.0	83.78	84.7
02/28/2017 15:00	8.1	84.10	83.9	83.3	7.9	83.84	85.1	7.7	83.68	84.5	8.0	83.87	84.8
02/28/2017 15:10	8.1	84.22	84.0	83.3	7.9	83.92	85.2	7.7	83.73	84.7	8.0	83.92	84.9
02/28/2017 15:20	8.1	84.22	84.1	83.4	7.9	83.92	85.3	7.7	83.76	84.7	8.0	83.95	84.9
02/28/2017 15:30	8.1	84.22	84.1	83.4	7.9	83.92	85.3	7.7	83.82	84.8	8.0	84.00	85.0
02/28/2017 15:40	8.1	84.29	84.2	83.4	7.9	83.94	85.4	7.7	83.83	84.9	8.0	84.03	85.1
02/28/2017 15:50	8.1	84.28	84.2	83.4	7.9	83.95	85.5	7.7	83.83	84.9	8.0	84.03	85.1
02/28/2017 16:00	8.1	84.26	84.2	83.4	7.9	83.94	85.5	7.7	83.83	84.9	8.0	84.03	85.1
02/28/2017 16:10	8.1	84.33	84.3	83.5	7.9	84.04	85.5	7.7	83.87	85.0	8.0	84.06	85.2
02/28/2017 16:20	8.1	84.42	84.3	83.6	7.9	84.16	85.6	7.7	84.00	85.0	8.0	84.18	85.2
02/28/2017 16:30	8.1	84.53	84.4	83.7	7.9	84.26	85.7	7.7	84.08	85.1	8.0	84.31	85.3
02/28/2017 16:40	8.1	84.53	84.5	83.7	7.9	84.25	85.7	7.7	84.08	85.1	8.0	84.33	85.4
02/28/2017 16:50	8.1	84.53	84.5	83.7	7.9	84.23	85.7	7.7	84.04	85.2	8.0	84.31	85.4
02/28/2017 17:00	8.1	84.43	84.5	83.6	7.9	84.16	85.7	7.7	84.01	85.2	8.0	84.22	85.4
02/28/2017 17:10	8.1	84.34	84.5	83.5	7.9	84.10	85.7	7.7	83.93	85.2	8.0	84.13	85.4
02/28/2017 17:20	8.1	84.33	84.5	83.5	7.9	84.02	85.7	7.7	83.89	85.2	8.0	84.09	85.4
02/28/2017 17:30	8.1	84.30	84.5	83.5	7.9	83.98	85.7	7.7	83.83	85.2	8.0	84.03	85.4
02/28/2017 17:40	8.1	84.27	84.5	83.5	7.9	83.93	85.7	7.7	83.83	85.2	8.0	84.03	85.4
02/28/2017 17:50	8.1	84.23	84.5	83.4	7.9	83.92	85.7	7.7	83.77	85.1	8.0	83.97	85.4
02/28/2017 18:00	8.1	84.15	84.5	83.4	7.9	83.91	85.7	7.7	83.72	85.1	8.0	83.92	85.4
02/28/2017 18:10	8.1	84.03	84.5	83.3	7.9	83.76	85.7	7.7	83.62	85.1	8.0	83.85	85.3
02/28/2017 18:20	8.1	83.91	84.4	83.2	7.9	83.62	85.6	7.7	83.48	85.1	8.0	83.69	85.3
02/28/2017 18:30	8.1	83.74	84.3	83.0	7.9	83.46	85.6	7.7	83.31	85.0	8.0	83.55	85.2
02/28/2017 18:40	8.1	83.58	84.2	82.8	7.9	83.27	85.5	7.7	83.14	84.9	8.0	83.36	85.1
02/28/2017 18:50	8.1	83.37	84.2	82.6	7.9	83.11	85.3	7.7	82.94	84.8	8.0	83.19	85.0
02/28/2017 19:00	8.1	83.23	84.1	82.5	7.9	82.94	85.2	7.7	82.82	84.7	8.0	83.04	84.9
02/28/2017 19:10	8.1	83.16	84.0	82.4	7.9	82.92	85.2	7.7	82.72	84.6	8.0	82.94	84.8
02/28/2017 19:20	8.1	83.13	83.8	82.4	7.9	82.91	85.1	7.7	82.72	84.5	8.0	82.92	84.7
02/28/2017 19:30	8.1	83.13	83.8	82.4	7.9	82.83	85.0	7.7	82.67	84.5	8.0	82.92	84.7
02/28/2017 19:40	8.1	83.03	83.8	82.3	7.9	82.75	85.0	7.7	82.63	84.4	8.0	82.85	84.7
02/28/2017 19:50	8.1	83.02	83.7	82.3	7.9	82.72	85.0	7.7	82.63	84.4	8.0	82.83	84.7
02/28/2017 20:00	8.1	83.02	83.6	82.2	7.9	82.73	84.9	7.7	82.62	84.4	8.0	82.83	84.6
02/28/2017 20:10	8.1	83.05	83.7	82.3	7.9	82.78	84.9	7.7	82.62	84.4	8.0	82.87	84.6
02/28/2017 20:20	8.1	83.08	83.7	82.3	7.9	82.79	84.9	7.7	82.64	84.3	8.0	82.89	84.6
02/28/2017 20:30	8.1	83.10	83.6	82.3	7.9	82.83	84.9	7.7	82.65	84.4	8.0	82.92	84.6
02/28/2017 20:40	8.1	83.01	83.6	82.3	7.9	82.73	84.9	7.7	82.61	84.3	8.0	82.82	84.6
02/28/2017 20:50	8.1	82.92	83.6	82.2	7.9	82.63	84.9	7.7	82.50	84.3	8.0	82.72	84.5
02/28/2017 21:00	8.1	82.86	83.6	82.1	7.9	82.53	84.9	7.7	82.39	84.3	8.0	82.64	84.5

Date/Time	HW5i F	HW5i T	HW5o	HW5i not used	HW6i F	HW6i T	HW6o	HW7i F	HW7i T	HW7o	HW8i F	HW8i T	HW8o
02/28/2017 21:10	8.1	82.75	83.5	82.0	7.9	82.47	84.8	7.7	82.31	84.3	8.0	82.54	84.5
02/28/2017 21:20	8.1	82.69	83.5	81.9	7.9	82.40	84.7	7.7	82.23	84.2	8.0	82.50	84.4
02/28/2017 21:30	8.1	82.61	83.5	81.9	7.9	82.33	84.7	7.7	82.19	84.2	8.0	82.42	84.4
02/28/2017 21:40	8.1	82.54	83.4	81.8	7.9	82.25	84.7	7.7	82.12	84.1	8.0	82.35	84.3
02/28/2017 21:50	8.1	82.50	83.3	81.8	7.9	82.16	84.6	7.7	82.03	84.0	8.0	82.28	84.2
02/28/2017 22:00	8.1	82.42	83.3	81.7	7.9	82.13	84.5	7.7	82.00	84.0	8.0	82.22	84.2
02/28/2017 22:10	8.1	82.42	83.2	81.7	7.9	82.13	84.5	7.7	82.00	84.0	8.0	82.22	84.2
02/28/2017 22:20	8.1	82.44	83.2	81.7	7.9	82.13	84.5	7.7	82.03	83.9	8.0	82.22	84.2
02/28/2017 22:30	8.1	82.44	83.2	81.7	7.9	82.13	84.4	7.7	82.03	83.9	8.0	82.22	84.2
02/28/2017 22:40	8.1	82.51	83.2	81.7	7.9	82.16	84.4	7.7	82.03	83.9	8.0	82.26	84.1
02/28/2017 22:50	8.1	82.52	83.2	81.7	7.9	82.18	84.4	7.7	82.03	83.9	8.0	82.28	84.1
02/28/2017 23:00	8.1	82.50	83.2	81.8	7.9	82.19	84.4	7.7	82.08	83.9	8.0	82.28	84.1
02/28/2017 23:10	8.1	82.53	83.2	81.8	7.9	82.22	84.4	7.7	82.12	83.9	8.0	82.33	84.1
02/28/2017 23:20	8.1	82.52	83.2	81.8	7.9	82.22	84.4	7.7	82.11	83.9	8.0	82.33	84.1
02/28/2017 23:30	8.1	82.53	83.3	81.8	7.9	82.26	84.4	7.7	82.13	83.9	8.0	82.34	84.2
02/28/2017 23:40	8.1	82.52	83.3	81.8	7.9	82.22	84.5	7.7	82.11	83.9	8.0	82.33	84.1
02/28/2017 23:50	8.1	82.52	83.3	81.8	7.9	82.22	84.5	7.7	82.12	83.9	8.0	82.33	84.2
03/01/2017 00:00	8.1	82.51	83.2	81.8	7.9	82.18	84.4	7.7	82.04	83.9	8.0	82.28	84.1

Date/Time	HW9i F	HW9i T	HW9o	HW10i F	HW10i T	HW10o	HW11i F	HW11i T	HW11o	HW12i F	HW12i T	HW12o
02/01/2017 00:00	7.9	66.91	70.4	7.8	66.32	69.8	5.9	67.02	70.5	5.9	66.53	70.1
02/01/2017 00:10	7.9	66.86	70.4	7.8	66.31	69.8	5.9	66.99	70.5	5.9	66.53	70.0
02/01/2017 00:20	7.9	66.82	70.4	7.8	66.23	69.8	5.9	66.92	70.5	5.9	66.50	69.9
02/01/2017 00:30	7.9	66.73	70.4	7.8	66.20	69.8	5.9	66.83	70.4	5.9	66.41	69.9
02/01/2017 00:40	7.9	66.66	70.3	7.8	66.05	69.7	5.9	66.72	70.4	5.9	66.25	69.9
02/01/2017 00:50	7.9	66.56	70.2	7.8	65.95	69.6	5.9	66.58	70.3	5.9	66.14	69.9
02/01/2017 01:00	7.9	66.48	70.2	7.8	65.89	69.6	5.9	66.53	70.2	5.9	66.09	69.8
02/01/2017 01:10	7.9	66.36	70.1	7.8	65.78	69.5	5.9	66.43	70.2	5.9	65.96	69.7
02/01/2017 01:20	7.9	66.29	70.1	7.8	65.69	69.4	5.9	66.31	70.1	5.9	65.89	69.6
02/01/2017 01:30	7.9	66.12	70.0	7.8	65.54	69.3	5.9	66.15	70.1	5.9	65.73	69.6
02/01/2017 01:40	7.9	66.10	69.8	7.8	65.50	69.2	5.9	66.11	70.0	5.9	65.69	69.5
02/01/2017 01:50	7.9	65.99	69.8	7.8	65.38	69.2	5.9	65.96	69.9	5.9	65.54	69.5
02/01/2017 02:00	7.9	65.83	69.7	7.8	65.22	69.1	5.9	65.86	69.9	5.9	65.41	69.3
02/01/2017 02:10	7.9	65.73	69.6	7.8	65.13	69.0	5.9	65.74	69.8	5.9	65.33	69.3
02/01/2017 02:20	7.9	65.70	69.5	7.8	65.11	69.0	5.9	65.75	69.7	5.9	65.30	69.2
02/01/2017 02:30	7.9	65.63	69.5	7.8	65.03	68.9	5.9	65.66	69.6	5.9	65.22	69.2
02/01/2017 02:40	7.9	65.58	69.4	7.8	64.97	68.8	5.9	65.63	69.5	5.9	65.16	69.1
02/01/2017 02:50	7.9	65.53	69.3	7.8	64.92	68.8	5.9	65.63	69.5	5.9	65.16	69.0
02/01/2017 03:00	7.9	65.52	69.3	7.8	64.92	68.7	5.9	65.63	69.5	5.9	65.14	69.0
02/01/2017 03:10	7.9	65.52	69.3	7.8	64.92	68.7	5.9	65.63	69.4	5.9	65.13	69.0
02/01/2017 03:20	7.9	65.52	69.2	7.8	64.92	68.6	5.9	65.62	69.4	5.9	65.13	68.9
02/01/2017 03:30	7.9	65.51	69.2	7.8	64.92	68.6	5.9	65.56	69.4	5.9	65.11	68.9
02/01/2017 03:40	7.9	65.42	69.2	7.8	64.91	68.6	5.9	65.52	69.4	5.9	65.03	68.8
02/01/2017 03:50	7.9	65.45	69.1	7.8	64.92	68.6	5.9	65.53	69.4	5.9	65.06	68.9
02/01/2017 04:00	7.9	65.50	69.2	7.8	64.92	68.6	5.9	65.54	69.3	5.9	65.11	68.8
02/01/2017 04:10	7.9	65.46	69.2	7.8	64.92	68.6	5.9	65.54	69.3	5.9	65.06	68.8
02/01/2017 04:20	7.9	65.43	69.1	7.8	64.90	68.6	5.9	65.52	69.3	5.9	65.03	68.8
02/01/2017 04:30	7.9	65.41	69.1	7.8	64.83	68.6	5.9	65.41	69.3	5.9	64.99	68.8
02/01/2017 04:40	7.9	65.33	69.1	7.8	64.73	68.5	5.9	65.29	69.2	5.9	64.88	68.8
02/01/2017 04:50	7.9	65.19	69.0	7.8	64.57	68.5	5.9	65.18	69.2	5.9	64.73	68.8
02/01/2017 05:00	7.9	65.09	69.0	7.8	64.51	68.5	5.9	65.09	69.2	5.9	64.69	68.7
02/01/2017 05:10	7.9	65.03	68.9	7.8	64.42	68.4	5.9	65.03	69.1	5.9	64.60	68.6
02/01/2017 05:20	7.9	65.00	68.8	7.8	64.34	68.3	5.9	64.94	69.0	5.9	64.53	68.5
02/01/2017 05:30	7.9	64.92	68.8	7.8	64.32	68.2	5.9	64.92	68.9	5.9	64.46	68.5
02/01/2017 05:40	7.9	64.85	68.8	7.8	64.23	68.2	5.9	64.84	68.9	5.9	64.42	68.4
02/01/2017 05:50	7.9	64.76	68.7	7.8	64.13	68.1	5.9	64.75	68.9	5.9	64.31	68.4
02/01/2017 06:00	7.9	64.72	68.6	7.8	64.09	68.1	5.9	64.69	68.8	5.9	64.26	68.3
02/01/2017 06:10	7.9	64.64	68.6	7.8	64.02	68.0	5.9	64.62	68.7	5.9	64.18	68.3
02/01/2017 06:20	7.9	64.55	68.5	7.8	63.94	67.9	5.9	64.53	68.7	5.9	64.13	68.2
02/01/2017 06:30	7.9	64.53	68.4	7.8	63.92	67.8	5.9	64.53	68.6	5.9	64.13	68.1
02/01/2017 06:40	7.9	64.53	68.4	7.8	63.92	67.8	5.9	64.53	68.6	5.9	64.13	68.1
02/01/2017 06:50	7.9	64.53	68.4	7.8	63.92	67.8	5.9	64.53	68.6	5.9	64.13	68.0
02/01/2017 07:00	7.9	64.53	68.4	7.8	63.92	67.8	5.9	64.53	68.6	5.9	64.13	68.0
02/01/2017 07:10	7.9	64.50	68.3	7.8	63.90	67.8	5.9	64.53	68.5	5.9	64.13	68.0
02/01/2017 07:20	7.9	64.45	68.3	7.8	63.85	67.8	5.9	64.53	68.5	5.9	64.12	68.0
02/01/2017 07:30	7.9	64.48	68.3	7.8	63.89	67.7	5.9	64.53	68.5	5.9	64.13	68.0
02/01/2017 07:40	7.9	64.43	68.3	7.8	63.85	67.7	5.9	64.53	68.5	5.9	64.12	68.0
02/01/2017 07:50	7.9	64.42	68.3	7.8	63.83	67.7	5.9	64.50	68.5	5.9	64.03	68.0
02/01/2017 08:00	7.9	64.45	68.3	7.8	63.85	67.6	5.9	64.53	68.4	5.9	64.10	67.9
02/01/2017 08:10	7.9	64.52	68.2	7.8	63.92	67.7	5.9	64.56	68.4	5.9	64.13	68.0
02/01/2017 08:20	7.9	64.53	68.3	7.8	63.95	67.7	5.9	64.63	68.4	5.9	64.19	68.0
02/01/2017 08:30	7.9	64.56	68.3	7.8	64.01	67.7	5.9	64.67	68.5	5.9	64.22	67.9
02/01/2017 08:40	7.9	64.64	68.3	7.8	64.11	67.7	5.9	64.79	68.5	5.9	64.31	68.0
02/01/2017 08:50	7.9	64.72	68.3	7.8	64.13	67.7	5.9	64.83	68.5	5.9	64.41	68.0
02/01/2017 09:00	7.9	64.72	68.4	7.8	64.13	67.8	5.9	64.83	68.5	5.9	64.37	68.0

Date/Time	HW9i F	HW9i T	HW9o	HW10i F	HW10i T	HW10o	HW11i F	HW11i T	HW11o	HW12i F	HW12i T	HW12o
02/01/2017 09:10	7.9	64.75	68.4	7.8	64.21	67.8	5.9	64.90	68.6	5.9	64.42	68.1
02/01/2017 09:20	7.9	64.85	68.4	7.8	64.27	67.9	5.9	64.97	68.6	5.9	64.52	68.1
02/01/2017 09:30	7.9	64.97	68.5	7.8	64.41	67.9	5.9	65.14	68.6	5.9	64.67	68.1
02/01/2017 09:40	7.9	65.03	68.5	7.8	64.52	67.9	5.9	65.22	68.6	5.9	64.72	68.2
02/01/2017 09:50	7.9	65.07	68.6	7.8	64.54	68.0	5.9	65.25	68.7	5.9	64.76	68.2
02/01/2017 10:00	7.9	65.15	68.6	7.8	64.61	68.1	5.9	65.30	68.7	5.9	64.84	68.3
02/01/2017 10:10	7.9	65.26	68.7	7.8	64.71	68.1	5.9	65.39	68.8	5.9	64.95	68.3
02/01/2017 10:20	7.9	65.30	68.7	7.8	64.73	68.1	5.9	65.42	68.8	5.9	64.93	68.3
02/01/2017 10:30	7.9	65.31	68.8	7.8	64.81	68.2	5.9	65.45	68.9	5.9	65.01	68.4
02/01/2017 10:40	7.9	65.33	68.8	7.8	64.78	68.2	5.9	65.43	68.9	5.9	64.97	68.4
02/01/2017 10:50	7.9	65.33	68.8	7.8	64.82	68.3	5.9	65.44	68.9	5.9	65.02	68.5
02/01/2017 11:00	7.9	65.42	68.8	7.8	64.91	68.3	5.9	65.58	69.0	5.9	65.08	68.5
02/01/2017 11:10	7.9	65.48	68.9	7.8	64.94	68.3	5.9	65.64	69.0	5.9	65.15	68.5
02/01/2017 11:20	7.9	65.57	69.0	7.8	65.00	68.4	5.9	65.68	69.0	5.9	65.21	68.6
02/01/2017 11:30	7.9	65.65	69.0	7.8	65.14	68.4	5.9	65.86	69.1	5.9	65.37	68.6
02/01/2017 11:40	7.9	65.77	69.1	7.8	65.26	68.5	5.9	65.99	69.1	5.9	65.51	68.6
02/01/2017 11:50	7.9	65.88	69.1	7.8	65.38	68.5	5.9	66.14	69.2	5.9	65.66	68.7
02/01/2017 12:00	7.9	65.99	69.2	7.8	65.50	68.6	5.9	66.26	69.2	5.9	65.77	68.8
02/01/2017 12:10	7.9	66.10	69.3	7.8	65.65	68.7	5.9	66.44	69.4	5.9	65.92	68.8
02/01/2017 12:20	7.9	66.28	69.4	7.8	65.80	68.8	5.9	66.59	69.4	5.9	66.10	69.0
02/01/2017 12:30	7.9	66.36	69.5	7.8	65.92	68.9	5.9	66.69	69.5	5.9	66.20	69.1
02/01/2017 12:40	7.9	66.56	69.6	7.8	66.12	69.1	5.9	66.97	69.6	5.9	66.48	69.1
02/01/2017 12:50	7.9	66.80	69.7	7.8	66.40	69.1	5.9	67.30	69.7	5.9	66.77	69.2
02/01/2017 13:00	7.9	67.13	69.9	7.8	66.79	69.3	5.8	67.66	69.8	5.9	67.14	69.4
02/01/2017 13:10	7.9	67.14	70.0	7.8	66.75	69.5	5.8	67.51	70.0	5.9	67.01	69.5
02/01/2017 13:20	7.9	67.16	70.2	7.8	66.69	69.6	5.8	67.40	70.1	5.9	66.92	69.7
02/01/2017 13:30	7.9	67.13	70.2	7.8	66.66	69.6	5.8	67.34	70.2	5.9	66.87	69.8
02/01/2017 13:40	7.9	67.11	70.2	7.8	66.60	69.7	5.8	67.23	70.3	5.9	66.82	69.8
02/01/2017 13:50	7.9	67.03	70.3	7.8	66.52	69.7	5.8	67.16	70.2	5.9	66.72	69.8
02/01/2017 14:00	7.9	67.00	70.2	7.8	66.47	69.6	5.8	67.09	70.3	5.9	66.68	69.8
02/01/2017 14:10	7.9	66.97	70.2	7.8	66.42	69.7	5.8	67.06	70.2	5.9	66.62	69.8
02/01/2017 14:20	7.9	66.96	70.2	7.8	66.38	69.7	5.8	67.05	70.3	5.9	66.58	69.8
02/01/2017 14:30	7.9	66.89	70.2	7.8	66.32	69.6	5.8	66.98	70.2	5.9	66.53	69.8
02/01/2017 14:40	7.9	66.84	70.2	7.8	66.29	69.6	5.8	66.93	70.2	5.9	66.51	69.7
02/01/2017 14:50	7.9	66.83	70.2	7.8	66.24	69.6	5.8	66.92	70.3	5.9	66.49	69.7
02/01/2017 15:00	7.9	66.79	70.1	7.8	66.22	69.6	5.8	66.85	70.2	5.9	66.43	69.7
02/01/2017 15:10	7.9	66.72	70.1	7.8	66.15	69.6	5.8	66.82	70.2	5.9	66.38	69.7
02/01/2017 15:20	7.9	66.72	70.0	7.8	66.13	69.5	5.8	66.80	70.2	5.9	66.33	69.7
02/01/2017 15:30	7.9	66.64	70.0	7.8	66.04	69.5	5.8	66.68	70.2	5.9	66.24	69.7
02/01/2017 15:40	7.9	66.56	70.0	7.8	65.97	69.5	5.8	66.64	70.1	5.9	66.18	69.6
02/01/2017 15:50	7.9	66.52	70.0	7.8	65.93	69.5	5.8	66.59	70.1	5.9	66.14	69.6
02/01/2017 16:00	7.9	66.44	69.9	7.8	65.89	69.4	5.8	66.52	70.0	5.9	66.09	69.6
02/01/2017 16:10	7.9	66.33	69.9	7.8	65.82	69.4	5.8	66.42	70.0	5.9	66.02	69.5
02/01/2017 16:20	7.9	66.33	69.8	7.8	65.70	69.3	5.8	66.34	70.0	5.9	65.90	69.5
02/01/2017 16:30	7.9	66.23	69.8	7.8	65.62	69.2	5.8	66.25	70.0	5.9	65.81	69.4
02/01/2017 16:40	7.9	66.10	69.7	7.8	65.50	69.2	5.8	66.09	69.9	5.9	65.68	69.4
02/01/2017 16:50	7.9	66.02	69.7	7.8	65.41	69.1	5.8	65.98	69.8	5.9	65.58	69.3
02/01/2017 17:00	7.9	65.92	69.6	7.8	65.28	69.0	5.8	65.90	69.7	5.9	65.46	69.3
02/01/2017 17:10	7.9	65.83	69.5	7.8	65.20	69.0	5.8	65.80	69.7	5.9	65.39	69.2
02/01/2017 17:20	7.9	65.66	69.5	7.8	65.06	68.9	5.8	65.63	69.6	5.9	65.21	69.1
02/01/2017 17:30	7.9	65.56	69.4	7.8	64.93	68.8	5.8	65.49	69.5	5.9	65.06	69.1
02/01/2017 17:40	7.9	65.46	69.3	7.8	64.86	68.7	5.8	65.44	69.5	5.9	65.02	69.0
02/01/2017 17:50	7.9	65.38	69.2	7.8	64.79	68.6	5.8	65.35	69.4	5.9	64.95	68.8
02/01/2017 18:00	7.9	65.32	69.1	7.8	64.71	68.6	5.8	65.28	69.3	5.9	64.89	68.8
02/01/2017 18:10	7.9	65.23	69.1	7.8	64.58	68.5	5.8	65.17	69.2	5.9	64.74	68.8

Date/Time	HW9i F	HW9i T	HW9o	HW10i F	HW10i T	HW10o	HW11i F	HW11i T	HW11o	HW12i F	HW12i T	HW12o
02/01/2017 18:20	7.9	65.12	69.0	7.8	64.53	68.4	5.8	65.06	69.2	5.9	64.68	68.7
02/01/2017 18:30	7.9	65.03	68.9	7.8	64.40	68.4	5.8	64.97	69.1	5.9	64.56	68.6
02/01/2017 18:40	7.9	64.95	68.8	7.8	64.33	68.3	5.8	64.90	69.0	5.9	64.46	68.5
02/01/2017 18:50	7.9	64.86	68.7	7.8	64.23	68.2	5.8	64.81	69.0	5.9	64.41	68.4
02/01/2017 19:00	7.9	64.79	68.7	7.8	64.14	68.1	5.8	64.72	68.9	5.9	64.33	68.3
02/01/2017 19:10	7.9	64.72	68.7	7.8	64.07	68.1	5.8	64.62	68.8	5.9	64.23	68.3
02/01/2017 19:20	7.9	64.64	68.6	7.8	64.00	68.0	5.8	64.53	68.8	5.9	64.14	68.2
02/01/2017 19:30	7.9	64.53	68.5	7.8	63.90	67.9	5.8	64.48	68.7	5.9	64.10	68.2
02/01/2017 19:40	7.9	64.50	68.4	7.8	63.83	67.9	5.8	64.42	68.7	5.9	64.03	68.1
02/01/2017 19:50	7.9	64.37	68.4	7.8	63.77	67.8	5.8	64.34	68.6	5.9	63.97	68.1
02/01/2017 20:00	7.9	64.33	68.3	7.8	63.73	67.7	5.8	64.30	68.6	5.9	63.91	68.0
02/01/2017 20:10	7.9	64.30	68.3	7.8	63.69	67.6	5.8	64.22	68.5	5.9	63.83	68.0
02/01/2017 20:20	7.9	64.22	68.2	7.8	63.59	67.6	5.8	64.14	68.4	5.9	63.73	67.9
02/01/2017 20:30	7.9	64.12	68.2	7.8	63.52	67.6	5.8	64.05	68.4	5.9	63.69	67.8
02/01/2017 20:40	7.9	64.05	68.1	7.8	63.44	67.5	5.8	63.99	68.4	5.9	63.61	67.8
02/01/2017 20:50	7.9	63.96	68.0	7.8	63.33	67.4	5.8	63.86	68.3	5.9	63.46	67.7
02/01/2017 21:00	7.9	63.81	68.0	7.8	63.21	67.3	5.8	63.73	68.2	5.9	63.35	67.7
02/01/2017 21:10	7.9	63.71	67.8	7.8	63.12	67.3	5.8	63.63	68.1	5.9	63.25	67.6
02/01/2017 21:20	7.9	63.62	67.8	7.8	62.98	67.2	5.8	63.52	68.0	5.9	63.14	67.5
02/01/2017 21:30	7.9	63.45	67.7	7.8	62.79	67.1	5.8	63.32	67.9	5.9	62.94	67.4
02/01/2017 21:40	7.9	63.25	67.5	7.8	62.56	66.9	5.8	63.06	67.8	5.9	62.70	67.3
02/01/2017 21:50	7.9	63.00	67.4	7.8	62.33	66.8	5.9	62.83	67.7	5.9	62.44	67.1
02/01/2017 22:00	7.9	62.78	67.3	7.8	62.12	66.6	5.9	62.60	67.5	5.9	62.22	67.0
02/01/2017 22:10	7.9	62.60	67.1	7.8	61.91	66.5	5.9	62.42	67.4	5.9	62.04	66.9
02/01/2017 22:20	7.9	62.41	66.9	7.8	61.77	66.4	5.9	62.27	67.3	5.9	61.88	66.8
02/01/2017 22:30	7.9	62.26	66.8	7.8	61.55	66.2	5.9	62.09	67.1	5.9	61.67	66.6
02/01/2017 22:40	7.9	62.10	66.6	7.8	61.42	66.0	5.9	61.95	67.1	5.9	61.58	66.5
02/01/2017 22:50	7.9	61.97	66.5	7.8	61.29	65.9	5.9	61.83	66.9	5.9	61.39	66.3
02/01/2017 23:00	7.9	61.86	66.4	7.8	61.16	65.8	5.9	61.70	66.8	5.9	61.30	66.2
02/01/2017 23:10	7.9	61.77	66.3	7.8	61.09	65.7	5.9	61.58	66.7	5.9	61.19	66.1
02/01/2017 23:20	7.9	61.61	66.2	7.8	60.93	65.5	5.9	61.44	66.5	5.9	61.03	66.0
02/01/2017 23:30	7.9	61.48	66.0	7.8	60.81	65.5	5.9	61.31	66.5	5.9	60.91	65.9
02/01/2017 23:40	7.9	61.36	66.0	7.8	60.68	65.4	5.9	61.17	66.3	5.9	60.77	65.8
02/01/2017 23:50	7.9	61.24	65.8	7.8	60.54	65.2	5.9	61.03	66.2	5.9	60.65	65.7
02/02/2017 00:00	7.9	61.08	65.7	7.8	60.38	65.1	5.9	60.87	66.1	5.9	60.47	65.5
02/02/2017 00:10	7.9	60.94	65.6	7.8	60.25	65.0	5.9	60.72	66.0	5.9	60.33	65.4
02/02/2017 00:20	7.9	60.81	65.4	7.8	60.11	65.0	5.9	60.57	65.9	5.9	60.20	65.3
02/02/2017 00:30	7.9	60.67	65.3	7.8	59.99	64.8	5.9	60.48	65.7	5.9	60.06	65.2
02/02/2017 00:40	7.9	60.56	65.2	7.8	59.85	64.6	5.9	60.32	65.6	5.9	59.94	65.0
02/02/2017 00:50	7.9	60.38	65.1	7.8	59.69	64.5	5.9	60.14	65.6	5.9	59.73	65.0
02/02/2017 01:00	7.9	60.25	65.0	7.8	59.52	64.4	5.9	59.97	65.5	5.9	59.59	64.9
02/02/2017 01:10	7.9	60.06	64.9	7.8	59.38	64.3	5.9	59.80	65.3	5.9	59.41	64.8
02/02/2017 01:20	7.9	59.93	64.8	7.8	59.20	64.2	5.9	59.65	65.2	5.9	59.28	64.6
02/02/2017 01:30	7.9	59.77	64.6	7.8	59.07	64.0	5.9	59.48	65.1	6.0	59.10	64.5
02/02/2017 01:40	7.9	59.61	64.5	7.8	58.91	63.9	5.9	59.32	64.9	6.0	58.94	64.4
02/02/2017 01:50	7.9	59.47	64.4	7.8	58.74	63.8	5.9	59.16	64.7	6.0	58.78	64.3
02/02/2017 02:00	7.9	59.28	64.2	7.8	58.56	63.6	5.9	58.96	64.7	6.0	58.61	64.2
02/02/2017 02:10	8.0	59.12	64.1	7.8	58.41	63.5	5.9	58.81	64.6	6.0	58.45	64.0
02/02/2017 02:20	7.9	58.95	63.9	7.8	58.24	63.3	5.9	58.63	64.4	6.0	58.28	63.9
02/02/2017 02:30	7.9	58.75	63.8	7.8	58.05	63.1	5.9	58.41	64.3	6.0	58.06	63.7
02/02/2017 02:40	7.9	58.55	63.7	7.8	57.85	63.0	5.9	58.24	64.1	6.0	57.89	63.6
02/02/2017 02:50	7.9	58.37	63.6	7.8	57.69	62.9	5.9	58.06	64.0	6.0	57.72	63.5
02/02/2017 03:00	7.9	58.26	63.3	7.8	57.55	62.8	5.9	57.92	63.8	6.0	57.59	63.3
02/02/2017 03:10	8.0	58.09	63.2	7.8	57.42	62.6	5.9	57.79	63.7	6.0	57.43	63.2
02/02/2017 03:20	7.9	57.95	63.0	7.8	57.25	62.5	5.9	57.64	63.6	6.0	57.29	62.9

Date/Time	HW9i F	HW9i T	HW9o	HW10i F	HW10i T	HW10o	HW11i F	HW11i T	HW11o	HW12i F	HW12i T	HW12o
02/02/2017 03:30	8.0	57.81	62.9	7.8	57.13	62.4	5.9	57.52	63.4	6.0	57.16	62.7
02/02/2017 03:40	8.0	57.70	62.8	7.8	57.00	62.3	5.9	57.35	63.3	6.0	57.01	62.7
02/02/2017 03:50	8.0	57.56	62.7	7.8	56.85	62.1	5.9	57.24	63.2	6.0	56.91	62.6
02/02/2017 04:00	8.0	57.48	62.6	7.8	56.81	62.0	5.9	57.16	63.2	6.0	56.84	62.5
02/02/2017 04:10	8.0	57.38	62.5	7.8	56.72	61.8	5.9	57.09	63.0	6.0	56.72	62.4
02/02/2017 04:20	8.0	57.30	62.4	7.8	56.61	61.8	5.9	56.98	62.8	6.0	56.63	62.3
02/02/2017 04:30	8.0	57.18	62.3	7.8	56.48	61.8	5.9	56.87	62.8	6.0	56.51	62.2
02/02/2017 04:40	8.0	57.04	62.1	7.8	56.38	61.6	5.9	56.73	62.7	6.0	56.38	62.1
02/02/2017 04:50	8.0	56.92	62.0	7.8	56.25	61.5	5.9	56.63	62.6	6.0	56.26	62.0
02/02/2017 05:00	8.0	56.88	62.0	7.8	56.18	61.4	5.9	56.58	62.5	6.0	56.21	61.9
02/02/2017 05:10	8.0	56.75	61.9	7.8	56.10	61.3	5.9	56.45	62.5	6.0	56.11	61.8
02/02/2017 05:20	8.0	56.67	61.8	7.8	56.01	61.2	5.9	56.35	62.4	6.0	56.02	61.8
02/02/2017 05:30	8.0	56.60	61.7	7.8	55.89	61.1	5.9	56.24	62.3	6.0	55.93	61.7
02/02/2017 05:40	8.0	56.48	61.6	7.9	55.80	61.0	5.9	56.16	62.2	6.0	55.82	61.6
02/02/2017 05:50	8.0	56.38	61.5	7.9	55.70	61.0	5.9	56.03	62.1	6.0	55.70	61.4
02/02/2017 06:00	8.0	56.32	61.4	7.9	55.63	60.9	5.9	55.95	62.0	6.0	55.63	61.3
02/02/2017 06:10	8.0	56.25	61.4	7.8	55.57	60.8	5.9	55.92	61.9	6.0	55.63	61.3
02/02/2017 06:20	8.0	56.23	61.3	7.9	55.52	60.7	5.9	55.92	61.9	6.0	55.63	61.2
02/02/2017 06:30	8.0	56.23	61.2	7.9	55.52	60.6	5.9	55.92	61.9	6.0	55.62	61.3
02/02/2017 06:40	8.0	56.23	61.3	7.9	55.52	60.6	5.9	55.92	61.7	6.0	55.59	61.2
02/02/2017 06:50	8.0	56.22	61.1	7.8	55.53	60.6	5.9	55.92	61.8	6.0	55.62	61.1
02/02/2017 07:00	8.0	56.16	61.2	7.9	55.52	60.5	5.9	55.91	61.7	6.0	55.55	61.1
02/02/2017 07:10	8.0	56.09	61.1	7.9	55.46	60.5	5.9	55.84	61.7	6.0	55.47	61.0
02/02/2017 07:20	8.0	56.08	61.1	7.9	55.44	60.5	5.9	55.82	61.6	6.0	55.45	61.0
02/02/2017 07:30	8.0	56.09	61.0	7.9	55.45	60.4	5.9	55.84	61.6	6.0	55.48	61.0
02/02/2017 07:40	8.0	56.05	61.0	7.9	55.44	60.4	5.9	55.83	61.6	6.0	55.46	61.0
02/02/2017 07:50	8.0	56.07	61.0	7.9	55.44	60.4	5.9	55.83	61.5	6.0	55.46	60.9
02/02/2017 08:00	8.0	56.07	61.0	7.9	55.46	60.4	5.9	55.86	61.6	6.0	55.48	60.9
02/02/2017 08:10	8.0	56.10	61.0	7.9	55.49	60.4	5.9	55.89	61.5	6.0	55.52	60.8
02/02/2017 08:20	8.0	56.14	61.0	7.9	55.52	60.3	5.9	55.92	61.5	6.0	55.56	60.8
02/02/2017 08:30	8.0	56.20	61.0	7.9	55.58	60.3	5.9	56.00	61.5	6.0	55.63	60.9
02/02/2017 08:40	8.0	56.23	61.0	7.9	55.60	60.4	5.9	56.04	61.5	6.0	55.68	60.9
02/02/2017 08:50	8.0	56.27	61.0	7.9	55.66	60.4	5.9	56.11	61.6	6.0	55.74	60.9
02/02/2017 09:00	8.0	56.35	61.0	7.9	55.76	60.4	5.9	56.21	61.5	6.0	55.85	61.0
02/02/2017 09:10	8.0	56.38	61.1	7.9	55.82	60.5	5.9	56.23	61.6	6.0	55.91	60.9
02/02/2017 09:20	8.0	56.45	61.1	7.9	55.87	60.5	5.9	56.32	61.6	6.0	55.96	61.0
02/02/2017 09:30	8.0	56.53	61.1	7.9	55.94	60.5	5.9	56.39	61.6	6.0	56.01	61.0
02/02/2017 09:40	8.0	56.74	61.2	7.8	56.20	60.5	5.9	56.71	61.7	6.0	56.32	61.0
02/02/2017 09:50	8.0	56.82	61.2	7.9	56.30	60.7	5.9	56.77	61.7	6.0	56.40	61.1
02/02/2017 10:00	8.0	56.78	61.3	7.8	56.26	60.7	5.9	56.68	61.8	6.0	56.30	61.1
02/02/2017 10:10	8.0	56.99	61.4	7.8	56.48	60.8	5.9	57.03	61.8	6.0	56.65	61.2
02/02/2017 10:20	8.0	57.25	61.4	7.8	56.78	60.9	5.9	57.34	61.8	6.0	56.94	61.3
02/02/2017 10:30	8.0	57.42	61.6	7.8	56.95	61.0	5.9	57.55	62.0	6.0	57.15	61.4
02/02/2017 10:40	8.0	57.59	61.7	7.8	57.12	61.1	5.9	57.70	62.1	6.0	57.31	61.5
02/02/2017 10:50	8.0	57.75	61.8	7.8	57.30	61.3	5.9	57.90	62.2	6.0	57.48	61.5
02/02/2017 11:00	8.0	57.82	61.9	7.8	57.34	61.4	5.9	57.85	62.3	6.0	57.46	61.7
02/02/2017 11:10	8.0	57.84	62.0	7.9	57.33	61.5	5.9	57.80	62.3	6.0	57.40	61.8
02/02/2017 11:20	8.0	57.97	62.1	7.8	57.46	61.5	5.9	58.06	62.5	6.0	57.65	61.9
02/02/2017 11:30	8.0	58.21	62.2	7.8	57.74	61.6	5.9	58.39	62.5	6.0	57.95	61.9
02/02/2017 11:40	8.0	58.39	62.3	7.8	57.98	61.7	5.9	58.69	62.6	6.0	58.22	62.0
02/02/2017 11:50	8.0	58.59	62.5	7.8	58.17	61.9	5.9	58.88	62.7	6.0	58.42	62.2
02/02/2017 12:00	8.0	58.76	62.6	7.8	58.37	62.0	5.9	59.02	62.9	6.0	58.58	62.3
02/02/2017 12:10	8.0	58.95	62.7	7.8	58.54	62.2	5.9	59.27	63.0	5.9	58.80	62.4
02/02/2017 12:20	7.9	59.14	62.9	7.8	58.74	62.4	5.9	59.47	63.1	6.0	58.99	62.6
02/02/2017 12:30	8.0	59.30	63.1	7.8	58.90	62.5	5.9	59.61	63.2	5.9	59.14	62.7

Date/Time	HW9i F	HW9i T	HW9o	HW10i F	HW10i T	HW10o	HW11i F	HW11i T	HW11o	HW12i F	HW12i T	HW12o
02/02/2017 12:40	7.9	59.47	63.2	7.8	59.08	62.6	5.9	59.80	63.3	5.9	59.31	62.9
02/02/2017 12:50	8.0	59.66	63.3	7.8	59.24	62.7	5.9	59.90	63.5	5.9	59.45	63.0
02/02/2017 13:00	7.9	59.79	63.4	7.8	59.39	62.9	5.9	60.10	63.6	5.9	59.63	63.1
02/02/2017 13:10	7.9	59.92	63.6	7.8	59.50	63.0	5.9	60.23	63.7	5.9	59.75	63.3
02/02/2017 13:20	8.0	60.04	63.7	7.8	59.64	63.2	5.9	60.41	63.8	5.9	59.94	63.3
02/02/2017 13:30	8.0	60.25	63.8	7.8	59.85	63.2	5.9	60.60	64.0	5.9	60.12	63.5
02/02/2017 13:40	7.9	60.37	64.0	7.8	59.99	63.4	5.9	60.81	64.1	5.9	60.28	63.6
02/02/2017 13:50	7.9	60.58	64.1	7.8	60.20	63.5	5.9	60.97	64.2	5.9	60.47	63.8
02/02/2017 14:00	7.9	60.66	64.2	7.8	60.28	63.6	5.9	61.08	64.4	5.9	60.58	63.9
02/02/2017 14:10	7.9	60.83	64.3	7.8	60.42	63.8	5.9	61.26	64.5	5.9	60.77	64.0
02/02/2017 14:20	7.9	60.91	64.5	7.8	60.52	63.9	5.9	61.30	64.6	5.9	60.78	64.1
02/02/2017 14:30	7.9	60.95	64.6	7.8	60.57	64.0	5.9	61.37	64.7	5.9	60.85	64.2
02/02/2017 14:40	7.9	61.10	64.7	7.8	60.72	64.1	5.9	61.53	64.8	5.9	61.02	64.3
02/02/2017 14:50	7.9	61.14	64.8	7.8	60.73	64.2	5.9	61.49	64.8	5.9	60.99	64.4
02/02/2017 15:00	7.9	61.20	64.8	7.8	60.79	64.2	5.9	61.52	64.9	5.9	61.02	64.5
02/02/2017 15:10	7.9	61.23	64.9	7.8	60.79	64.3	5.9	61.53	65.0	5.9	61.06	64.5
02/02/2017 15:20	7.9	61.24	64.9	7.8	60.74	64.3	5.9	61.44	65.1	5.9	61.00	64.5
02/02/2017 15:30	7.9	61.26	64.9	7.8	60.77	64.4	5.9	61.47	65.1	5.9	60.99	64.6
02/02/2017 15:40	7.9	61.28	65.0	7.8	60.76	64.4	5.9	61.43	65.1	5.9	60.95	64.6
02/02/2017 15:50	7.9	61.19	65.0	7.8	60.62	64.4	5.9	61.24	65.1	5.9	60.80	64.7
02/02/2017 16:00	7.9	61.11	65.0	7.8	60.51	64.4	5.9	61.16	65.2	5.9	60.71	64.7
02/02/2017 16:10	7.9	61.01	64.9	7.8	60.42	64.3	5.9	61.02	65.1	5.9	60.59	64.7
02/02/2017 16:20	7.9	60.93	64.9	7.8	60.35	64.3	5.9	60.95	65.2	5.9	60.48	64.6
02/02/2017 16:30	7.9	60.87	64.8	7.8	60.26	64.2	5.9	60.85	65.0	5.9	60.40	64.5
02/02/2017 16:40	7.9	60.79	64.8	7.8	60.15	64.3	5.9	60.76	65.0	5.9	60.32	64.5
02/02/2017 16:50	7.9	60.69	64.8	7.8	60.06	64.2	5.9	60.63	64.9	5.9	60.21	64.5
02/02/2017 17:00	7.9	60.63	64.7	7.8	59.99	64.1	5.9	60.53	64.9	5.9	60.10	64.4
02/02/2017 17:10	7.9	60.53	64.7	7.8	59.85	64.0	5.9	60.38	64.9	5.9	59.98	64.4
02/02/2017 17:20	7.9	60.40	64.6	7.8	59.76	64.0	5.9	60.26	64.8	5.9	59.86	64.3
02/02/2017 17:30	7.9	60.30	64.5	7.8	59.62	63.9	5.9	60.15	64.8	5.9	59.71	64.2
02/02/2017 17:40	7.9	60.19	64.4	7.8	59.50	63.9	5.9	59.98	64.7	5.9	59.59	64.2
02/02/2017 17:50	7.9	60.06	64.3	7.8	59.38	63.8	5.9	59.84	64.7	5.9	59.47	64.1
02/02/2017 18:00	8.0	59.97	64.3	7.8	59.26	63.6	5.9	59.76	64.5	5.9	59.35	64.0
02/02/2017 18:10	7.9	59.84	64.2	7.8	59.15	63.6	5.9	59.64	64.5	6.0	59.27	64.0
02/02/2017 18:20	7.9	59.74	64.1	7.8	59.09	63.5	5.9	59.52	64.4	5.9	59.17	63.9
02/02/2017 18:30	7.9	59.64	64.0	7.8	58.97	63.4	5.9	59.43	64.3	6.0	59.03	63.9
02/02/2017 18:40	8.0	59.58	64.0	7.8	58.88	63.4	5.9	59.30	64.2	5.9	58.93	63.7
02/02/2017 18:50	7.9	59.47	63.9	7.8	58.76	63.3	5.9	59.19	64.2	5.9	58.87	63.7
02/02/2017 19:00	7.9	59.34	63.8	7.8	58.66	63.2	5.9	59.11	64.1	6.0	58.73	63.6
02/02/2017 19:10	8.0	59.24	63.7	7.8	58.55	63.1	5.9	59.01	64.1	6.0	58.63	63.5
02/02/2017 19:20	8.0	59.16	63.6	7.8	58.46	63.1	5.9	58.92	64.0	6.0	58.56	63.5
02/02/2017 19:30	8.0	59.04	63.6	7.8	58.37	63.0	5.9	58.78	63.9	6.0	58.43	63.4
02/02/2017 19:40	7.9	58.91	63.5	7.8	58.22	62.9	5.9	58.66	63.8	6.0	58.31	63.3
02/02/2017 19:50	7.9	58.78	63.3	7.8	58.11	62.9	5.9	58.55	63.7	6.0	58.17	63.2
02/02/2017 20:00	8.0	58.67	63.2	7.8	58.01	62.7	5.9	58.48	63.6	6.0	58.06	63.2
02/02/2017 20:10	8.0	58.61	63.1	7.8	57.93	62.6	5.9	58.39	63.6	6.0	58.02	63.0
02/02/2017 20:20	8.0	58.52	63.1	7.8	57.84	62.5	5.9	58.32	63.4	6.0	57.95	62.9
02/02/2017 20:30	8.0	58.44	63.0	7.8	57.82	62.5	5.9	58.24	63.4	6.0	57.88	62.8
02/02/2017 20:40	8.0	58.38	63.0	7.8	57.73	62.4	5.9	58.19	63.4	6.0	57.80	62.9
02/02/2017 20:50	8.0	58.32	62.9	7.8	57.66	62.4	5.9	58.09	63.3	6.0	57.71	62.7
02/02/2017 21:00	8.0	58.23	62.8	7.8	57.55	62.2	5.9	57.98	63.2	6.0	57.63	62.7
02/02/2017 21:10	7.9	58.12	62.8	7.8	57.49	62.2	5.9	57.90	63.2	6.0	57.54	62.6
02/02/2017 21:20	8.0	58.02	62.7	7.8	57.37	62.1	5.9	57.80	63.0	6.0	57.43	62.5
02/02/2017 21:30	8.0	57.97	62.6	7.8	57.30	62.0	5.9	57.73	63.0	6.0	57.34	62.5
02/02/2017 21:40	8.0	57.87	62.6	7.8	57.23	62.0	5.9	57.65	63.0	6.0	57.32	62.4

Date/Time	HW9i F	HW9i T	HW9o	HW10i F	HW10i T	HW10o	HW11i F	HW11i T	HW11o	HW12i F	HW12i T	HW12o
02/02/2017 21:50	8.0	57.79	62.5	7.8	57.13	61.9	5.9	57.60	62.9	6.0	57.21	62.3
02/02/2017 22:00	8.0	57.73	62.4	7.8	57.10	61.8	5.9	57.52	62.8	6.0	57.13	62.3
02/02/2017 22:10	8.0	57.73	62.4	7.9	57.02	61.8	5.9	57.52	62.8	6.0	57.13	62.2
02/02/2017 22:20	8.0	57.63	62.3	7.8	56.99	61.7	5.9	57.43	62.7	6.0	57.02	62.2
02/02/2017 22:30	8.0	57.55	62.3	7.8	56.88	61.7	5.9	57.34	62.6	6.0	56.95	62.1
02/02/2017 22:40	8.0	57.43	62.2	7.9	56.83	61.6	5.9	57.23	62.5	6.0	56.84	62.0
02/02/2017 22:50	8.0	57.35	62.1	7.9	56.74	61.6	5.9	57.13	62.6	6.0	56.75	62.0
02/02/2017 23:00	8.0	57.32	62.0	7.9	56.63	61.5	5.9	57.04	62.5	6.0	56.66	61.9
02/02/2017 23:10	8.0	57.23	61.9	7.8	56.59	61.3	5.9	57.02	62.4	6.0	56.63	61.9
02/02/2017 23:20	8.0	57.18	61.9	7.8	56.51	61.3	5.9	56.92	62.3	6.0	56.60	61.8
02/02/2017 23:30	8.0	57.11	61.8	7.9	56.43	61.3	5.9	56.89	62.3	6.0	56.52	61.7
02/02/2017 23:40	8.0	57.01	61.8	7.9	56.40	61.2	5.9	56.81	62.2	6.0	56.43	61.6
02/02/2017 23:50	8.0	56.92	61.8	7.9	56.29	61.2	5.9	56.69	62.2	6.0	56.30	61.6
02/03/2017 00:00	8.0	56.86	61.6	7.8	56.22	61.0	5.9	56.63	62.2	6.0	56.23	61.6
02/03/2017 00:10	8.0	56.81	61.6	7.9	56.13	61.0	5.9	56.55	62.1	6.0	56.20	61.4
02/03/2017 00:20	8.0	56.72	61.5	7.9	56.08	61.0	5.9	56.47	62.0	6.0	56.13	61.4
02/03/2017 00:30	8.0	56.63	61.5	7.8	56.01	60.9	5.9	56.41	62.0	6.0	56.03	61.3
02/03/2017 00:40	8.0	56.60	61.4	7.9	55.92	60.8	5.9	56.32	61.9	6.0	55.93	61.2
02/03/2017 00:50	8.0	56.49	61.3	7.9	55.84	60.7	5.9	56.23	61.8	6.0	55.88	61.2
02/03/2017 01:00	8.0	56.38	61.2	7.9	55.76	60.6	5.9	56.14	61.8	6.0	55.77	61.1
02/03/2017 01:10	8.0	56.31	61.1	7.9	55.64	60.5	5.9	56.02	61.7	6.0	55.65	61.0
02/03/2017 01:20	8.0	56.20	61.1	7.9	55.53	60.5	5.9	55.92	61.6	6.0	55.59	60.9
02/03/2017 01:30	8.0	56.13	61.0	7.9	55.51	60.4	5.9	55.90	61.6	6.0	55.51	60.9
02/03/2017 01:40	8.0	56.02	61.0	7.9	55.38	60.3	5.9	55.76	61.5	6.0	55.39	60.8
02/03/2017 01:50	8.0	56.00	60.9	7.9	55.33	60.3	5.9	55.72	61.4	6.0	55.33	60.8
02/03/2017 02:00	8.0	55.92	60.8	7.9	55.26	60.2	5.9	55.66	61.3	6.0	55.30	60.7
02/03/2017 02:10	8.0	55.85	60.7	7.9	55.16	60.1	5.9	55.56	61.3	6.0	55.19	60.6
02/03/2017 02:20	8.0	55.73	60.7	7.9	55.09	60.1	5.9	55.44	61.2	6.0	55.09	60.6
02/03/2017 02:30	8.0	55.64	60.6	7.9	54.98	60.0	5.9	55.33	61.1	6.0	55.02	60.5
02/03/2017 02:40	8.0	55.57	60.5	7.9	54.89	59.9	5.9	55.27	61.0	6.0	54.91	60.4
02/03/2017 02:50	8.0	55.51	60.4	7.9	54.83	59.8	5.9	55.22	61.0	6.0	54.84	60.4
02/03/2017 03:00	8.0	55.43	60.4	7.9	54.78	59.8	5.9	55.13	61.0	6.0	54.77	60.3
02/03/2017 03:10	8.0	55.33	60.3	7.9	54.65	59.7	5.9	55.02	60.9	6.0	54.65	60.2
02/03/2017 03:20	8.0	55.25	60.2	7.9	54.56	59.6	5.9	54.95	60.9	6.0	54.59	60.2
02/03/2017 03:30	8.0	55.15	60.2	7.9	54.47	59.5	5.9	54.84	60.7	6.0	54.52	60.1
02/03/2017 03:40	8.0	55.08	60.1	7.9	54.42	59.5	5.9	54.77	60.6	6.0	54.43	60.0
02/03/2017 03:50	8.0	55.02	60.0	7.9	54.34	59.4	5.9	54.69	60.6	6.0	54.33	60.0
02/03/2017 04:00	8.0	54.94	60.0	7.9	54.26	59.3	5.9	54.63	60.5	6.0	54.25	59.9
02/03/2017 04:10	8.0	54.85	59.9	7.9	54.17	59.3	5.9	54.54	60.4	6.0	54.20	59.8
02/03/2017 04:20	8.0	54.74	59.8	7.9	54.10	59.2	5.9	54.41	60.4	6.0	54.09	59.7
02/03/2017 04:30	8.0	54.64	59.8	7.9	53.99	59.2	5.9	54.31	60.3	6.0	53.98	59.7
02/03/2017 04:40	8.0	54.56	59.7	7.9	53.87	59.1	5.9	54.22	60.1	6.0	53.91	59.6
02/03/2017 04:50	8.0	54.45	59.6	7.9	53.82	59.0	5.9	54.14	60.2	6.0	53.81	59.6
02/03/2017 05:00	8.0	54.42	59.5	7.9	53.77	58.9	6.0	54.13	60.1	6.0	53.78	59.5
02/03/2017 05:10	8.0	54.42	59.5	7.9	53.73	58.8	5.9	54.13	60.0	6.0	53.78	59.4
02/03/2017 05:20	8.0	54.42	59.4	7.9	53.73	58.8	6.0	54.12	59.9	6.0	53.74	59.4
02/03/2017 05:30	8.0	54.34	59.4	7.9	53.73	58.8	5.9	54.06	59.9	6.0	53.73	59.4
02/03/2017 05:40	8.0	54.33	59.4	7.9	53.68	58.7	5.9	54.02	59.8	6.0	53.68	59.3
02/03/2017 05:50	8.0	54.31	59.3	7.9	53.63	58.7	6.0	53.93	59.9	6.0	53.63	59.3
02/03/2017 06:00	8.0	54.26	59.3	7.9	53.62	58.7	5.9	53.92	59.8	6.0	53.63	59.3
02/03/2017 06:10	8.0	54.23	59.2	7.9	53.52	58.6	5.9	53.92	59.7	6.0	53.62	59.2
02/03/2017 06:20	8.0	54.22	59.2	7.9	53.52	58.6	5.9	53.87	59.7	6.0	53.52	59.2
02/03/2017 06:30	8.0	54.12	59.2	7.9	53.46	58.6	5.9	53.78	59.6	6.0	53.45	59.1
02/03/2017 06:40	8.0	54.05	59.1	7.9	53.39	58.5	5.9	53.70	59.6	6.0	53.38	59.0
02/03/2017 06:50	8.0	54.01	59.1	7.9	53.33	58.5	6.0	53.63	59.6	6.0	53.33	59.0

Date/Time	HW9i F	HW9i T	HW9o	HW10i F	HW10i T	HW10o	HW11i F	HW11i T	HW11o	HW12i F	HW12i T	HW12o
02/03/2017 07:00	8.0	53.93	59.0	7.9	53.25	58.4	6.0	53.60	59.6	6.0	53.30	59.0
02/03/2017 07:10	8.0	53.91	59.0	7.9	53.23	58.4	6.0	53.52	59.5	6.0	53.23	58.9
02/03/2017 07:20	8.0	53.83	58.9	7.9	53.16	58.2	6.0	53.48	59.4	6.0	53.15	58.8
02/03/2017 07:30	8.0	53.78	58.8	7.9	53.12	58.2	6.0	53.42	59.3	6.0	53.13	58.8
02/03/2017 07:40	8.0	53.76	58.8	7.9	53.12	58.2	6.0	53.45	59.4	6.0	53.13	58.8
02/03/2017 07:50	8.0	53.82	58.8	7.9	53.16	58.2	6.0	53.53	59.2	6.0	53.17	58.7
02/03/2017 08:00	8.0	53.88	58.8	7.9	53.23	58.2	6.0	53.61	59.2	6.0	53.30	58.7
02/03/2017 08:10	8.0	53.92	58.8	7.9	53.25	58.2	5.9	53.63	59.3	6.0	53.32	58.7
02/03/2017 08:20	8.0	53.92	58.8	7.9	53.31	58.2	5.9	53.63	59.2	6.0	53.33	58.7
02/03/2017 08:30	8.0	53.92	58.8	7.9	53.25	58.2	5.9	53.62	59.2	6.0	53.31	58.7
02/03/2017 08:40	8.0	53.92	58.9	7.9	53.23	58.2	5.9	53.62	59.3	6.0	53.31	58.7
02/03/2017 08:50	8.0	53.94	58.8	7.9	53.30	58.2	6.0	53.66	59.3	6.0	53.35	58.7
02/03/2017 09:00	8.0	54.00	58.9	7.9	53.37	58.2	5.9	53.75	59.2	6.0	53.44	58.7
02/03/2017 09:10	8.0	54.08	58.9	7.9	53.49	58.2	6.0	53.89	59.3	6.0	53.59	58.8
02/03/2017 09:20	8.0	54.24	58.9	7.9	53.70	58.3	5.9	54.10	59.3	6.0	53.77	58.8
02/03/2017 09:30	8.0	54.38	59.0	7.9	53.86	58.3	5.8	54.27	59.3	6.0	53.95	58.8
02/03/2017 09:40	8.0	54.51	59.0	7.9	54.00	58.4	5.8	54.41	59.5	6.0	54.09	58.8
02/03/2017 09:50	8.0	54.66	59.1	7.9	54.16	58.5	5.8	54.62	59.6	6.0	54.24	58.9
02/03/2017 10:00	8.0	54.84	59.2	7.9	54.34	58.6	5.8	54.77	59.7	6.0	54.43	59.1
02/03/2017 10:10	8.0	54.95	59.4	7.9	54.44	58.7	5.8	54.88	59.7	6.0	54.54	59.2
02/03/2017 10:20	8.0	55.02	59.4	7.9	54.50	58.8	5.8	54.98	59.8	6.0	54.62	59.2
02/03/2017 10:30	8.0	55.15	59.5	7.9	54.63	58.9	5.8	55.10	59.9	6.0	54.76	59.3
02/03/2017 10:40	8.0	55.31	59.6	7.9	54.81	58.9	5.8	55.27	60.0	6.0	54.93	59.4
02/03/2017 10:50	8.0	55.44	59.7	7.9	54.94	59.0	5.8	55.44	60.1	6.0	55.06	59.5
02/03/2017 11:00	8.0	55.66	59.8	7.9	55.13	59.2	5.8	55.68	60.2	6.0	55.32	59.6
02/03/2017 11:10	8.0	55.83	59.9	7.9	55.37	59.3	5.8	55.95	60.4	6.0	55.54	59.7
02/03/2017 11:20	8.0	56.08	60.1	7.9	55.62	59.4	5.8	56.19	60.5	6.0	55.81	59.8
02/03/2017 11:30	8.0	56.35	60.3	7.9	55.88	59.6	5.8	56.48	60.6	6.0	56.07	59.9
02/03/2017 11:40	8.0	56.52	60.4	7.9	56.07	59.7	5.8	56.64	60.8	6.0	56.22	60.1
02/03/2017 11:50	8.0	56.64	60.5	7.9	56.16	59.9	5.8	56.75	60.9	6.0	56.33	60.2
02/03/2017 12:00	8.0	56.74	60.6	7.9	56.28	60.0	5.8	56.86	61.0	6.0	56.45	60.3
02/03/2017 12:10	8.0	56.90	60.8	7.9	56.45	60.1	5.8	57.04	61.1	6.0	56.64	60.5
02/03/2017 12:20	8.0	57.08	60.9	7.9	56.66	60.3	5.8	57.26	61.3	6.0	56.82	60.6
02/03/2017 12:30	8.0	57.22	61.0	7.9	56.81	60.4	5.8	57.44	61.4	6.0	56.97	60.8
02/03/2017 12:40	8.0	57.34	61.1	7.9	56.91	60.6	5.8	57.53	61.5	6.0	57.11	60.8
02/03/2017 12:50	8.0	57.48	61.2	7.9	57.06	60.7	5.8	57.67	61.6	6.0	57.22	60.9
02/03/2017 13:00	8.0	57.66	61.4	7.9	57.22	60.8	5.8	57.87	61.7	6.0	57.41	61.0
02/03/2017 13:10	8.0	57.75	61.5	7.9	57.34	60.9	5.8	57.93	61.8	6.0	57.53	61.2
02/03/2017 13:20	8.0	57.86	61.6	7.9	57.46	61.0	5.8	58.13	61.9	6.0	57.70	61.3
02/03/2017 13:30	8.0	58.03	61.8	7.9	57.64	61.2	5.8	58.35	62.1	6.0	57.92	61.5
02/03/2017 13:40	8.0	58.20	61.9	7.9	57.88	61.3	5.8	58.67	62.2	6.0	58.19	61.5
02/03/2017 13:50	8.0	58.38	62.0	7.9	58.07	61.4	5.8	58.87	62.3	6.0	58.38	61.7
02/03/2017 14:00	8.0	58.62	62.1	7.9	58.34	61.6	5.8	59.15	62.5	6.0	58.66	61.8
02/03/2017 14:10	8.0	58.71	62.3	7.9	58.37	61.7	5.8	59.07	62.6	6.0	58.62	62.0
02/03/2017 14:20	8.0	58.82	62.4	7.9	58.42	61.9	5.8	59.11	62.7	6.0	58.63	62.1
02/03/2017 14:30	8.0	58.92	62.5	7.9	58.56	62.0	5.8	59.36	62.8	6.0	58.86	62.2
02/03/2017 14:40	8.0	59.04	62.6	7.8	58.65	62.1	5.8	59.45	62.9	6.0	58.92	62.2
02/03/2017 14:50	8.0	59.16	62.8	7.9	58.73	62.1	5.8	59.50	63.0	6.0	58.99	62.4
02/03/2017 15:00	8.0	59.27	62.9	7.9	58.84	62.3	5.8	59.61	63.1	6.0	59.11	62.5
02/03/2017 15:10	8.0	59.30	62.9	7.9	58.87	62.3	5.8	59.64	63.2	6.0	59.15	62.6
02/03/2017 15:20	8.0	59.35	63.0	7.9	58.96	62.4	5.8	59.79	63.3	6.0	59.29	62.6
02/03/2017 15:30	8.0	59.48	63.1	7.9	59.08	62.5	5.8	59.84	63.3	6.0	59.34	62.8
02/03/2017 15:40	7.9	59.53	63.2	7.9	59.14	62.6	5.8	59.97	63.3	6.0	59.45	62.8
02/03/2017 15:50	7.9	59.60	63.3	7.8	59.20	62.7	5.8	60.05	63.5	6.0	59.52	62.9
02/03/2017 16:00	7.9	59.63	63.3	7.9	59.22	62.7	5.8	60.11	63.5	6.0	59.56	62.9

Date/Time	HW9i F	HW9i T	HW9o	HW10i F	HW10i T	HW10o	HW11i F	HW11i T	HW11o	HW12i F	HW12i T	HW12o
02/03/2017 16:10	7.9	59.63	63.4	7.9	59.23	62.8	5.8	60.05	63.6	6.0	59.54	63.0
02/03/2017 16:20	7.9	59.63	63.4	7.9	59.24	62.8	5.8	60.07	63.7	6.0	59.56	63.1
02/03/2017 16:30	7.9	59.71	63.4	7.9	59.25	62.9	5.8	60.04	63.7	6.0	59.55	63.1
02/03/2017 16:40	7.9	59.73	63.5	7.9	59.27	62.9	5.8	60.07	63.7	6.0	59.56	63.2
02/03/2017 16:50	7.9	59.66	63.5	7.9	59.20	62.9	5.8	59.95	63.8	6.0	59.47	63.2
02/03/2017 17:00	7.9	59.63	63.5	7.9	59.12	62.9	5.8	59.77	63.7	6.0	59.33	63.2
02/03/2017 17:10	7.9	59.57	63.5	7.9	58.99	62.9	5.8	59.57	63.8	6.0	59.15	63.2
02/03/2017 17:20	7.9	59.38	63.4	7.9	58.75	62.9	5.8	59.24	63.7	6.0	58.88	63.2
02/03/2017 17:30	7.9	59.22	63.4	7.9	58.56	62.8	5.8	59.00	63.7	6.0	58.65	63.1
02/03/2017 17:40	7.9	59.06	63.3	7.9	58.41	62.7	5.8	58.87	63.6	6.0	58.51	63.0
02/03/2017 17:50	7.9	58.89	63.2	7.9	58.23	62.6	5.8	58.67	63.5	6.0	58.30	62.9
02/03/2017 18:00	7.9	58.77	63.1	7.9	58.11	62.5	5.8	58.58	63.4	6.0	58.19	62.9
02/03/2017 18:10	7.9	58.63	63.0	7.9	58.01	62.4	5.8	58.45	63.4	6.0	58.04	62.7
02/03/2017 18:20	7.9	58.51	62.9	7.9	57.86	62.3	5.8	58.31	63.3	6.0	57.95	62.6
02/03/2017 18:30	7.9	58.37	62.8	7.9	57.75	62.2	5.8	58.18	63.2	6.0	57.78	62.5
02/03/2017 18:40	7.9	58.27	62.7	7.9	57.59	62.1	5.8	58.06	63.1	6.0	57.67	62.4
02/03/2017 18:50	8.0	58.19	62.6	7.9	57.52	62.0	5.8	57.99	63.0	6.0	57.63	62.4
02/03/2017 19:00	7.9	58.06	62.5	7.9	57.45	62.0	5.8	57.87	62.9	6.0	57.49	62.3
02/03/2017 19:10	7.9	57.95	62.4	7.9	57.30	61.8	5.8	57.73	62.9	6.0	57.33	62.2
02/03/2017 19:20	7.9	57.85	62.4	7.9	57.21	61.8	5.8	57.65	62.8	6.0	57.31	62.1
02/03/2017 19:30	7.9	57.77	62.3	7.9	57.13	61.7	5.8	57.57	62.7	6.0	57.19	62.1
02/03/2017 19:40	7.9	57.69	62.1	7.9	57.02	61.6	5.8	57.45	62.6	6.0	57.08	62.0
02/03/2017 19:50	8.0	57.59	62.1	7.9	56.92	61.5	5.8	57.35	62.5	6.0	56.96	61.9
02/03/2017 20:00	7.9	57.48	62.0	7.9	56.81	61.4	5.8	57.23	62.5	6.0	56.89	61.9
02/03/2017 20:10	7.9	57.42	61.9	7.9	56.74	61.3	5.8	57.19	62.4	6.0	56.83	61.7
02/03/2017 20:20	7.9	57.36	61.8	7.9	56.72	61.3	5.8	57.16	62.4	6.0	56.80	61.7
02/03/2017 20:30	7.9	57.26	61.8	7.9	56.56	61.2	5.8	57.02	62.4	6.0	56.65	61.6
02/03/2017 20:40	7.9	57.20	61.7	7.9	56.51	61.2	5.8	56.94	62.2	6.0	56.62	61.6
02/03/2017 20:50	7.9	57.17	61.6	7.9	56.47	61.1	5.8	56.91	62.3	6.0	56.58	61.5
02/03/2017 21:00	7.9	57.00	61.6	7.9	56.34	61.0	5.8	56.76	62.1	6.0	56.42	61.5
02/03/2017 21:10	8.0	56.92	61.6	7.9	56.23	61.0	5.8	56.63	62.0	6.0	56.29	61.4
02/03/2017 21:20	8.0	56.84	61.5	7.9	56.14	60.9	5.8	56.56	62.0	6.0	56.23	61.3
02/03/2017 21:30	7.9	56.77	61.4	7.9	56.10	60.8	5.8	56.51	62.0	6.0	56.19	61.3
02/03/2017 21:40	8.0	56.70	61.3	7.9	56.02	60.7	5.8	56.44	61.8	6.0	56.12	61.2
02/03/2017 21:50	8.0	56.59	61.2	7.9	55.89	60.7	5.8	56.28	61.8	6.0	55.93	61.1
02/03/2017 22:00	8.0	56.52	61.2	7.9	55.84	60.6	5.8	56.24	61.8	6.0	55.91	61.0
02/03/2017 22:10	8.0	56.42	61.1	7.9	55.75	60.5	5.8	56.15	61.7	6.0	55.82	61.0
02/03/2017 22:20	8.0	56.33	61.1	7.9	55.70	60.4	5.8	56.10	61.6	6.0	55.73	60.9
02/03/2017 22:30	8.0	56.32	61.0	7.9	55.63	60.4	5.8	56.02	61.6	6.0	55.66	60.9
02/03/2017 22:40	8.0	56.23	60.9	7.9	55.54	60.3	5.8	55.93	61.5	6.0	55.59	60.8
02/03/2017 22:50	8.0	56.14	60.9	7.9	55.51	60.2	5.8	55.86	61.4	6.0	55.52	60.7
02/03/2017 23:00	8.0	56.09	60.8	7.9	55.39	60.1	5.8	55.79	61.4	6.0	55.47	60.6
02/03/2017 23:10	8.0	56.00	60.7	7.9	55.30	60.1	5.8	55.70	61.3	6.0	55.33	60.6
02/03/2017 23:20	8.0	55.94	60.7	7.9	55.23	60.0	5.8	55.63	61.2	6.0	55.33	60.6
02/03/2017 23:30	8.0	55.87	60.6	7.9	55.17	60.0	5.8	55.57	61.2	6.0	55.25	60.5
02/03/2017 23:40	8.0	55.69	60.6	7.9	55.02	59.9	5.8	55.38	61.1	6.0	55.05	60.4
02/03/2017 23:50	8.0	55.71	60.5	7.9	55.03	59.9	5.8	55.41	61.1	6.0	55.06	60.4
02/04/2017 00:00	8.0	55.68	60.5	7.9	55.01	59.8	5.8	55.37	61.1	6.0	55.02	60.3
02/04/2017 00:10	8.0	55.61	60.4	7.9	54.93	59.8	5.8	55.33	61.0	6.0	54.98	60.3
02/04/2017 00:20	8.0	55.52	60.4	7.9	54.85	59.7	5.8	55.23	60.9	6.0	54.89	60.2
02/04/2017 00:30	8.0	55.55	60.3	7.9	54.86	59.6	5.8	55.24	60.8	6.0	54.91	60.2
02/04/2017 00:40	8.0	55.44	60.3	7.9	54.78	59.6	5.8	55.14	60.7	6.0	54.79	60.1
02/04/2017 00:50	8.0	55.43	60.2	7.9	54.78	59.5	5.8	55.12	60.7	6.0	54.77	60.1
02/04/2017 01:00	8.0	55.33	60.2	7.9	54.66	59.5	5.8	55.01	60.7	6.0	54.65	60.0
02/04/2017 01:10	8.0	55.23	60.1	7.9	54.53	59.4	5.8	54.92	60.6	6.0	54.56	60.0

Date/Time	HW9i F	HW9i T	HW9o	HW10i F	HW10i T	HW10o	HW11i F	HW11i T	HW11o	HW12i F	HW12i T	HW12o
02/04/2017 01:20	8.0	55.15	60.0	7.9	54.47	59.4	5.8	54.83	60.7	6.0	54.51	59.9
02/04/2017 01:30	8.0	55.11	60.0	7.9	54.42	59.3	5.8	54.79	60.6	6.0	54.44	59.9
02/04/2017 01:40	8.0	55.03	60.0	7.9	54.41	59.3	5.8	54.72	60.5	6.0	54.40	59.8
02/04/2017 01:50	8.0	55.02	59.9	7.9	54.33	59.2	5.8	54.66	60.4	6.0	54.32	59.7
02/04/2017 02:00	8.0	54.86	59.8	7.9	54.17	59.2	5.8	54.55	60.4	6.0	54.23	59.7
02/04/2017 02:10	8.0	54.77	59.8	7.9	54.10	59.1	5.8	54.47	60.4	6.0	54.12	59.7
02/04/2017 02:20	8.0	54.79	59.7	7.9	54.12	59.0	5.8	54.49	60.3	6.0	54.16	59.5
02/04/2017 02:30	8.0	54.78	59.6	7.9	54.13	59.0	5.8	54.47	60.1	6.0	54.13	59.5
02/04/2017 02:40	8.0	54.72	59.6	7.9	54.08	59.0	5.8	54.42	60.2	6.0	54.08	59.4
02/04/2017 02:50	8.0	54.63	59.6	7.9	54.02	58.9	5.8	54.35	60.2	6.0	54.02	59.4
02/04/2017 03:00	8.0	54.65	59.5	7.9	53.97	58.9	5.8	54.35	60.1	6.0	54.00	59.4
02/04/2017 03:10	8.0	54.61	59.5	7.9	53.89	58.8	5.8	54.25	60.0	6.0	53.92	59.3
02/04/2017 03:20	8.0	54.53	59.4	7.9	53.83	58.8	5.8	54.21	60.0	6.0	53.91	59.3
02/04/2017 03:30	8.0	54.52	59.4	7.9	53.83	58.7	5.8	54.16	60.0	6.0	53.86	59.3
02/04/2017 03:40	8.0	54.44	59.4	7.9	53.78	58.7	5.8	54.13	60.0	6.0	53.83	59.3
02/04/2017 03:50	8.0	54.39	59.3	7.9	53.70	58.7	5.8	54.09	59.8	6.0	53.74	59.2
02/04/2017 04:00	8.0	54.29	59.3	7.9	53.58	58.6	5.8	53.96	59.8	6.0	53.63	59.2
02/04/2017 04:10	8.0	54.28	59.2	7.9	53.55	58.6	5.8	53.92	59.8	6.0	53.63	59.1
02/04/2017 04:20	8.0	54.24	59.2	7.9	53.53	58.5	5.8	53.92	59.7	6.0	53.62	59.1
02/04/2017 04:30	8.0	54.24	59.1	7.9	53.53	58.5	5.8	53.92	59.7	6.0	53.62	59.1
02/04/2017 04:40	8.0	54.29	59.1	7.9	53.55	58.5	5.8	53.92	59.6	6.0	53.63	59.0
02/04/2017 04:50	8.0	54.31	59.1	7.9	53.55	58.4	5.8	53.92	59.6	6.0	53.63	58.9
02/04/2017 05:00	8.0	54.29	59.0	7.9	53.52	58.4	5.8	53.92	59.6	6.0	53.63	59.0
02/04/2017 05:10	8.0	54.26	59.0	7.9	53.52	58.4	5.8	53.92	59.6	6.0	53.63	59.0
02/04/2017 05:20	8.0	54.24	59.0	7.9	53.53	58.5	5.8	53.92	59.6	6.0	53.62	58.9
02/04/2017 05:30	8.0	54.19	59.1	7.9	53.50	58.4	5.8	53.84	59.6	6.0	53.53	58.9
02/04/2017 05:40	8.0	54.11	59.0	7.9	53.41	58.4	5.8	53.74	59.6	6.0	53.42	58.9
02/04/2017 05:50	8.0	54.03	59.0	7.9	53.33	58.3	5.8	53.71	59.5	6.0	53.37	58.9
02/04/2017 06:00	8.0	54.01	58.9	7.9	53.30	58.3	5.8	53.64	59.5	6.0	53.33	58.8
02/04/2017 06:10	8.0	53.95	58.9	7.9	53.23	58.2	5.8	53.61	59.5	6.0	53.30	58.8
02/04/2017 06:20	8.0	53.92	58.8	7.9	53.23	58.2	5.8	53.58	59.3	6.0	53.26	58.7
02/04/2017 06:30	8.0	53.91	58.8	7.9	53.22	58.2	5.8	53.52	59.3	6.0	53.22	58.7
02/04/2017 06:40	8.0	53.83	58.7	7.9	53.13	58.1	5.8	53.48	59.3	6.0	53.13	58.6
02/04/2017 06:50	8.0	53.76	58.7	7.9	53.06	58.1	5.8	53.38	59.2	6.0	53.05	58.6
02/04/2017 07:00	8.0	53.72	58.6	7.9	52.94	58.0	5.8	53.32	59.2	6.0	53.01	58.5
02/04/2017 07:10	8.0	53.63	58.6	7.9	52.85	58.0	5.8	53.23	59.1	6.0	52.90	58.5
02/04/2017 07:20	8.0	53.56	58.5	7.9	52.83	57.9	5.9	53.15	59.1	6.0	52.83	58.5
02/04/2017 07:30	8.0	53.52	58.5	7.9	52.82	57.9	5.8	53.13	59.0	6.0	52.82	58.4
02/04/2017 07:40	8.0	53.52	58.4	7.9	52.83	57.8	5.8	53.18	59.0	6.0	52.83	58.3
02/04/2017 07:50	8.0	53.57	58.4	7.9	52.86	57.8	5.9	53.26	59.0	6.0	52.89	58.3
02/04/2017 08:00	8.0	53.69	58.4	7.9	53.00	57.8	5.8	53.38	59.0	6.0	53.04	58.3
02/04/2017 08:10	8.0	53.76	58.4	7.9	53.13	57.8	5.8	53.47	59.0	6.0	53.11	58.3
02/04/2017 08:20	8.0	53.85	58.4	7.9	53.22	57.8	5.8	53.55	59.0	6.0	53.23	58.4
02/04/2017 08:30	8.0	53.94	58.5	7.9	53.27	57.9	5.8	53.63	59.0	6.0	53.32	58.4
02/04/2017 08:40	8.0	54.01	58.6	7.9	53.33	58.0	5.8	53.70	59.0	6.0	53.33	58.5
02/04/2017 08:50	8.0	54.08	58.7	7.9	53.42	58.0	5.8	53.81	59.1	6.0	53.42	58.5
02/04/2017 09:00	8.0	54.22	58.7	7.9	53.58	58.1	5.8	53.98	59.2	6.0	53.60	58.5
02/04/2017 09:10	8.0	54.33	58.8	7.9	53.72	58.2	5.7	54.10	59.2	6.0	53.72	58.6
02/04/2017 09:20	8.0	54.48	58.8	7.9	53.85	58.2	5.6	54.26	59.3	6.0	53.91	58.7
02/04/2017 09:30	8.0	54.70	59.0	7.9	54.11	58.3	5.6	54.55	59.5	6.0	54.18	58.8
02/04/2017 09:40	8.0	54.91	59.1	7.9	54.30	58.4	5.6	54.70	59.6	6.0	54.33	58.9
02/04/2017 09:50	8.0	55.00	59.2	7.9	54.37	58.6	5.6	54.74	59.8	6.0	54.41	58.9
02/04/2017 10:00	8.0	55.06	59.3	7.9	54.45	58.7	5.6	54.86	59.9	6.0	54.48	59.0
02/04/2017 10:10	8.0	55.32	59.4	7.9	54.73	58.7	5.6	55.22	60.1	6.0	54.86	59.2
02/04/2017 10:20	8.0	55.58	59.5	7.9	54.98	58.9	5.6	55.49	60.1	6.0	55.13	59.3

Date/Time	HW9i F	HW9i T	HW9o	HW10i F	HW10i T	HW10o	HW11i F	HW11i T	HW11o	HW12i F	HW12i T	HW12o
02/04/2017 10:30	8.0	55.84	59.7	7.9	55.26	59.0	5.6	55.76	60.2	6.0	55.39	59.5
02/04/2017 10:40	8.0	56.01	59.9	7.9	55.45	59.2	5.6	55.91	60.4	6.0	55.54	59.6
02/04/2017 10:50	8.0	56.24	60.0	7.9	55.69	59.4	5.6	56.21	60.5	6.0	55.83	59.7
02/04/2017 11:00	8.0	56.52	60.2	7.9	55.94	59.6	5.6	56.46	60.8	6.0	56.08	59.9
02/04/2017 11:10	8.0	56.78	60.4	7.9	56.23	59.7	5.6	56.80	60.8	6.0	56.41	60.0
02/04/2017 11:20	8.0	57.08	60.5	7.9	56.54	59.9	5.5	57.13	61.1	6.0	56.73	60.3
02/04/2017 11:30	8.0	57.41	60.8	7.9	56.86	60.1	5.5	57.47	61.3	6.0	57.06	60.5
02/04/2017 11:40	8.0	57.68	61.0	7.9	57.15	60.4	5.5	57.76	61.5	6.0	57.34	60.6
02/04/2017 11:50	7.9	57.99	61.2	7.9	57.49	60.6	5.5	58.09	61.7	6.0	57.68	60.8
02/04/2017 12:00	8.0	58.26	61.4	7.9	57.75	60.9	5.5	58.37	61.9	6.0	57.96	61.1
02/04/2017 12:10	7.9	58.61	61.7	7.9	58.08	61.1	5.5	58.73	62.1	6.0	58.27	61.3
02/04/2017 12:20	7.9	58.85	61.9	7.9	58.33	61.4	5.5	58.97	62.3	6.0	58.53	61.5
02/04/2017 12:30	7.9	59.15	62.1	7.9	58.59	61.6	5.5	59.28	62.5	6.0	58.81	61.8
02/04/2017 12:40	7.9	59.41	62.4	7.9	58.86	61.8	5.5	59.59	62.8	6.0	59.10	62.0
02/04/2017 12:50	7.9	59.74	62.6	7.9	59.22	62.1	5.5	59.95	62.9	6.0	59.47	62.2
02/04/2017 13:00	7.9	60.02	62.9	7.8	59.50	62.4	5.5	60.17	63.2	6.0	59.66	62.4
02/04/2017 13:10	7.9	60.04	63.1	7.8	59.46	62.6	5.5	60.02	63.3	6.0	59.58	62.6
02/04/2017 13:20	7.9	60.02	63.3	7.9	59.42	62.7	5.5	59.93	63.5	6.0	59.52	62.8
02/04/2017 13:30	7.9	60.10	63.4	7.9	59.48	62.8	5.5	60.01	63.7	6.0	59.58	62.9
02/04/2017 13:40	7.9	60.19	63.4	7.9	59.52	62.9	5.5	60.09	63.8	6.0	59.63	63.0
02/04/2017 13:50	7.9	60.23	63.5	7.9	59.52	62.9	5.5	60.12	63.8	6.0	59.64	63.1
02/04/2017 14:00	7.9	60.26	63.6	7.9	59.59	63.0	5.5	60.17	63.9	6.0	59.71	63.2
02/04/2017 14:10	7.9	60.33	63.6	7.9	59.70	63.1	5.5	60.23	64.0	6.0	59.80	63.2
02/04/2017 14:20	7.9	60.38	63.7	7.9	59.76	63.2	5.5	60.30	64.0	6.0	59.87	63.3
02/04/2017 14:30	7.9	60.42	63.8	7.9	59.82	63.2	5.5	60.35	64.1	6.0	59.92	63.4
02/04/2017 14:40	7.9	60.52	63.8	7.9	59.84	63.3	5.5	60.44	64.2	6.0	60.01	63.4
02/04/2017 14:50	7.9	60.55	63.9	7.8	59.91	63.3	5.5	60.48	64.2	6.0	60.02	63.5
02/04/2017 15:00	7.9	60.63	64.0	7.8	59.98	63.4	5.5	60.55	64.2	6.0	60.07	63.6
02/04/2017 15:10	7.9	60.66	64.0	7.8	60.02	63.4	5.5	60.61	64.3	6.0	60.16	63.6
02/04/2017 15:20	7.9	60.77	64.1	7.8	60.15	63.5	5.5	60.75	64.4	6.0	60.30	63.7
02/04/2017 15:30	7.9	60.88	64.2	7.8	60.23	63.6	5.5	60.83	64.5	6.0	60.36	63.8
02/04/2017 15:40	7.9	60.92	64.2	7.8	60.28	63.7	5.5	60.85	64.6	6.0	60.40	63.9
02/04/2017 15:50	7.9	60.92	64.3	7.8	60.32	63.7	5.5	60.88	64.7	6.0	60.42	63.9
02/04/2017 16:00	7.9	60.92	64.3	7.8	60.31	63.8	5.5	60.83	64.7	6.0	60.41	63.9
02/04/2017 16:10	7.9	60.92	64.3	7.8	60.26	63.8	5.5	60.83	64.7	6.0	60.37	64.0
02/04/2017 16:20	7.9	60.92	64.4	7.8	60.32	63.8	5.5	60.90	64.8	6.0	60.42	64.0
02/04/2017 16:30	7.9	60.92	64.4	7.8	60.31	63.9	5.5	60.86	64.8	6.0	60.41	64.0
02/04/2017 16:40	7.9	60.92	64.4	7.8	60.30	63.9	5.5	60.83	64.8	6.0	60.39	64.1
02/04/2017 16:50	7.9	60.92	64.5	7.8	60.27	63.9	5.5	60.83	64.8	6.0	60.38	64.1
02/04/2017 17:00	7.9	60.92	64.5	7.8	60.23	63.9	5.5	60.82	64.8	6.0	60.34	64.1
02/04/2017 17:10	7.9	60.92	64.5	7.8	60.23	63.9	5.5	60.81	64.9	6.0	60.33	64.1
02/04/2017 17:20	7.9	60.92	64.5	7.8	60.23	63.9	5.5	60.79	64.9	6.0	60.33	64.1
02/04/2017 17:30	7.9	60.89	64.5	7.8	60.22	63.9	5.5	60.73	64.9	6.0	60.33	64.1
02/04/2017 17:40	7.9	60.83	64.5	7.8	60.16	63.9	5.5	60.72	64.9	6.0	60.32	64.1
02/04/2017 17:50	7.9	60.83	64.5	7.8	60.16	63.9	5.5	60.73	64.8	6.0	60.32	64.2
02/04/2017 18:00	7.9	60.83	64.5	7.8	60.15	63.9	5.5	60.72	64.9	6.0	60.31	64.1
02/04/2017 18:10	7.9	60.83	64.5	7.9	60.13	63.9	5.5	60.73	64.9	6.0	60.31	64.1
02/04/2017 18:20	7.9	60.83	64.5	7.8	60.13	63.9	5.5	60.73	64.9	6.0	60.31	64.1
02/04/2017 18:30	7.9	60.83	64.5	7.9	60.15	63.9	5.5	60.73	64.9	6.0	60.32	64.1
02/04/2017 18:40	7.9	60.89	64.5	7.8	60.22	63.9	5.5	60.76	64.8	6.0	60.33	64.1
02/04/2017 18:50	7.9	60.92	64.5	7.9	60.23	63.9	5.5	60.78	64.9	6.0	60.33	64.1
02/04/2017 19:00	7.9	60.92	64.5	7.8	60.24	63.9	5.5	60.82	64.9	6.0	60.34	64.1
02/04/2017 19:10	7.9	60.92	64.5	7.8	60.28	63.9	5.5	60.83	64.9	6.0	60.39	64.2
02/04/2017 19:20	7.9	60.94	64.5	7.8	60.32	64.0	5.5	60.86	64.9	6.0	60.42	64.1
02/04/2017 19:30	7.9	60.99	64.6	7.8	60.33	64.0	5.5	60.91	64.9	6.0	60.43	64.2

Date/Time	HW9i F	HW9i T	HW9o	HW10i F	HW10i T	HW10o	HW11i F	HW11i T	HW11o	HW12i F	HW12i T	HW12o
02/04/2017 19:40	7.9	61.02	64.6	7.8	60.39	64.0	5.5	60.92	65.0	6.0	60.49	64.2
02/04/2017 19:50	7.9	61.06	64.6	7.8	60.42	64.0	5.5	60.92	65.0	6.0	60.52	64.2
02/04/2017 20:00	7.9	61.13	64.6	7.9	60.42	64.0	5.5	60.98	65.1	6.0	60.57	64.3
02/04/2017 20:10	7.9	61.13	64.7	7.8	60.42	64.1	5.5	60.98	65.1	6.0	60.57	64.4
02/04/2017 20:20	7.9	61.08	64.7	7.8	60.42	64.1	5.5	60.92	65.1	6.0	60.52	64.4
02/04/2017 20:30	7.9	61.02	64.7	7.8	60.38	64.1	5.5	60.90	65.1	6.0	60.47	64.4
02/04/2017 20:40	7.9	60.97	64.7	7.9	60.32	64.1	5.5	60.83	65.1	6.0	60.42	64.3
02/04/2017 20:50	7.9	60.92	64.6	7.8	60.28	64.1	5.5	60.80	65.1	6.0	60.38	64.3
02/04/2017 21:00	7.9	60.92	64.6	7.8	60.23	64.0	5.5	60.76	65.1	6.0	60.33	64.3
02/04/2017 21:10	7.9	60.91	64.6	7.9	60.21	64.0	5.5	60.73	65.1	6.0	60.33	64.3
02/04/2017 21:20	7.9	60.87	64.6	7.9	60.17	64.0	5.5	60.68	65.0	6.0	60.28	64.3
02/04/2017 21:30	7.9	60.82	64.6	7.8	60.13	64.0	5.5	60.63	65.0	6.0	60.23	64.2
02/04/2017 21:40	7.9	60.76	64.6	7.8	60.10	63.9	5.5	60.59	65.0	6.0	60.20	64.2
02/04/2017 21:50	7.9	60.72	64.6	7.9	60.03	63.9	5.5	60.52	65.0	6.0	60.13	64.2
02/04/2017 22:00	7.9	60.66	64.5	7.9	60.00	63.9	5.5	60.51	65.0	6.0	60.09	64.2
02/04/2017 22:10	7.9	60.62	64.5	7.9	59.97	63.9	5.5	60.48	64.9	6.0	60.03	64.1
02/04/2017 22:20	7.9	60.63	64.5	7.9	59.93	63.9	5.5	60.43	64.9	6.0	60.02	64.2
02/04/2017 22:30	7.9	60.55	64.4	7.9	59.85	63.8	5.5	60.37	64.9	6.0	59.97	64.1
02/04/2017 22:40	7.9	60.48	64.4	7.8	59.81	63.8	5.5	60.30	64.8	6.0	59.88	64.0
02/04/2017 22:50	7.9	60.44	64.3	7.9	59.80	63.7	5.5	60.27	64.9	6.0	59.88	64.0
02/04/2017 23:00	7.9	60.42	64.3	7.9	59.73	63.7	5.5	60.23	64.8	6.0	59.82	64.0
02/04/2017 23:10	7.9	60.34	64.3	7.9	59.69	63.7	5.5	60.19	64.8	6.0	59.73	64.0
02/04/2017 23:20	7.9	60.32	64.3	7.9	59.59	63.6	5.5	60.10	64.7	6.0	59.63	63.9
02/04/2017 23:30	7.9	60.23	64.2	7.9	59.52	63.6	5.5	60.02	64.7	6.0	59.63	63.9
02/04/2017 23:40	7.9	60.16	64.1	7.9	59.50	63.6	5.5	59.94	64.6	6.0	59.54	63.9
02/04/2017 23:50	7.9	60.11	64.1	7.9	59.42	63.5	5.5	59.86	64.6	6.0	59.48	63.8
02/05/2017 00:00	7.9	60.02	64.0	7.9	59.34	63.4	5.5	59.83	64.6	6.0	59.42	63.8
02/05/2017 00:10	7.9	60.02	64.0	7.9	59.33	63.4	5.5	59.82	64.5	6.0	59.40	63.7
02/05/2017 00:20	7.9	60.02	64.0	7.9	59.31	63.4	5.5	59.77	64.5	6.0	59.35	63.7
02/05/2017 00:30	7.9	59.93	63.9	7.9	59.22	63.3	5.5	59.70	64.5	6.0	59.32	63.7
02/05/2017 00:40	7.9	59.90	63.9	7.9	59.19	63.3	5.5	59.64	64.4	6.0	59.29	63.7
02/05/2017 00:50	7.9	59.83	63.9	7.8	59.13	63.3	5.5	59.61	64.4	6.0	59.22	63.6
02/05/2017 01:00	7.9	59.75	63.9	7.9	59.10	63.3	5.5	59.52	64.3	6.0	59.13	63.5
02/05/2017 01:10	7.9	59.70	63.8	7.9	59.03	63.2	5.5	59.48	64.3	6.0	59.08	63.5
02/05/2017 01:20	7.9	59.61	63.8	7.8	58.95	63.2	5.5	59.39	64.3	6.0	58.99	63.4
02/05/2017 01:30	7.9	59.59	63.7	7.9	58.89	63.1	5.5	59.35	64.3	6.0	58.95	63.4
02/05/2017 01:40	7.9	59.51	63.6	7.9	58.80	63.0	5.5	59.26	64.2	6.0	58.91	63.4
02/05/2017 01:50	7.9	59.49	63.6	7.9	58.77	63.0	5.5	59.24	64.1	6.0	58.90	63.3
02/05/2017 02:00	7.9	59.52	63.6	7.9	58.81	63.0	5.5	59.28	64.1	6.0	58.92	63.3
02/05/2017 02:10	7.9	59.50	63.5	7.9	58.77	62.9	5.5	59.23	64.0	6.0	58.91	63.3
02/05/2017 02:20	7.9	59.51	63.5	7.9	58.78	62.9	5.5	59.24	64.1	6.0	58.91	63.3
02/05/2017 02:30	8.0	59.50	63.5	7.9	58.79	63.0	5.5	59.26	64.0	6.0	58.91	63.3
02/05/2017 02:40	7.9	59.52	63.5	7.9	58.83	62.9	5.5	59.31	64.1	6.0	58.92	63.2
02/05/2017 02:50	7.9	59.48	63.5	7.8	58.77	62.9	5.5	59.24	64.1	6.0	58.91	63.2
02/05/2017 03:00	7.9	59.42	63.5	7.9	58.73	62.9	5.5	59.22	64.0	6.0	58.84	63.2
02/05/2017 03:10	7.9	59.42	63.5	7.9	58.73	62.9	5.5	59.22	64.1	6.0	58.84	63.2
02/05/2017 03:20	7.9	59.42	63.5	7.9	58.73	62.9	5.5	59.22	64.0	6.0	58.84	63.2
02/05/2017 03:30	7.9	59.42	63.5	7.9	58.73	62.9	5.5	59.23	64.0	6.0	58.83	63.2
02/05/2017 03:40	7.9	59.43	63.5	7.9	58.73	62.8	5.5	59.23	64.0	6.0	58.88	63.2
02/05/2017 03:50	7.9	59.38	63.4	7.9	58.73	62.9	5.5	59.19	64.0	6.0	58.83	63.1
02/05/2017 04:00	7.9	59.41	63.4	7.9	58.73	62.9	5.5	59.22	63.9	6.0	58.84	63.2
02/05/2017 04:10	7.9	59.41	63.5	7.9	58.72	62.8	5.5	59.21	64.0	6.0	58.83	63.1
02/05/2017 04:20	7.9	59.33	63.5	7.9	58.64	62.9	5.5	59.12	64.0	6.0	58.73	63.2
02/05/2017 04:30	8.0	59.30	63.4	7.9	58.62	62.9	5.5	59.07	64.0	6.0	58.69	63.1
02/05/2017 04:40	8.0	59.23	63.3	7.9	58.54	62.8	5.5	59.02	64.0	6.0	58.63	63.1

Date/Time	HW9i F	HW9i T	HW9o	HW10i F	HW10i T	HW10o	HW11i F	HW11i T	HW11o	HW12i F	HW12i T	HW12o
02/05/2017 04:50	7.9	59.22	63.3	7.9	58.52	62.8	5.5	58.98	63.9	6.0	58.63	63.0
02/05/2017 05:00	7.9	59.23	63.4	7.9	58.53	62.7	5.5	58.98	63.9	6.0	58.63	63.0
02/05/2017 05:10	7.9	59.20	63.3	7.9	58.51	62.7	5.5	58.93	63.9	6.0	58.63	63.0
02/05/2017 05:20	7.9	59.14	63.2	7.9	58.44	62.7	5.5	58.92	63.8	6.0	58.56	63.0
02/05/2017 05:30	7.9	59.09	63.2	7.9	58.42	62.7	5.5	58.87	63.8	6.0	58.50	62.9
02/05/2017 05:40	7.9	59.02	63.2	7.9	58.39	62.7	5.5	58.81	63.8	6.0	58.44	62.9
02/05/2017 05:50	8.0	58.95	63.2	7.9	58.32	62.6	5.5	58.74	63.8	6.0	58.39	62.9
02/05/2017 06:00	7.9	58.93	63.1	7.9	58.26	62.5	5.5	58.73	63.8	6.0	58.35	62.8
02/05/2017 06:10	7.9	58.92	63.1	7.9	58.24	62.5	5.5	58.70	63.7	6.0	58.33	62.8
02/05/2017 06:20	7.9	58.92	63.1	7.9	58.21	62.5	5.5	58.66	63.6	6.0	58.33	62.8
02/05/2017 06:30	7.9	58.92	63.0	7.9	58.22	62.5	5.5	58.66	63.6	6.0	58.32	62.8
02/05/2017 06:40	7.9	58.90	63.0	7.9	58.21	62.5	5.5	58.65	63.6	6.0	58.32	62.8
02/05/2017 06:50	7.9	58.91	63.0	7.9	58.22	62.5	5.5	58.67	63.6	6.0	58.33	62.8
02/05/2017 07:00	7.9	58.85	63.0	7.9	58.18	62.4	5.5	58.63	63.6	6.0	58.32	62.8
02/05/2017 07:10	7.9	58.87	63.0	7.9	58.18	62.4	5.5	58.63	63.6	6.0	58.31	62.8
02/05/2017 07:20	7.9	58.87	63.0	7.9	58.18	62.4	5.5	58.63	63.6	6.0	58.30	62.7
02/05/2017 07:30	7.9	58.82	62.9	7.9	58.13	62.4	5.5	58.62	63.5	6.0	58.23	62.7
02/05/2017 07:40	7.9	58.84	62.9	7.9	58.15	62.3	5.5	58.63	63.6	6.0	58.29	62.7
02/05/2017 07:50	7.9	58.90	62.9	7.9	58.23	62.3	5.5	58.67	63.5	6.0	58.33	62.7
02/05/2017 08:00	7.9	58.90	62.9	7.9	58.23	62.3	5.5	58.68	63.5	6.0	58.33	62.7
02/05/2017 08:10	7.9	58.93	63.0	7.9	58.29	62.4	5.5	58.76	63.5	6.0	58.39	62.7
02/05/2017 08:20	7.9	59.12	63.0	7.9	58.51	62.5	5.5	59.01	63.6	6.0	58.63	62.8
02/05/2017 08:30	7.9	59.38	63.1	7.9	58.78	62.5	5.5	59.29	63.6	6.0	58.91	62.8
02/05/2017 08:40	7.9	59.58	63.3	7.9	59.01	62.6	5.5	59.53	63.7	6.0	59.16	62.8
02/05/2017 08:50	7.9	59.78	63.4	7.9	59.22	62.7	5.5	59.75	63.8	6.0	59.37	62.9
02/05/2017 09:00	7.9	60.03	63.5	7.9	59.48	62.8	5.5	60.03	63.9	6.0	59.63	63.1
02/05/2017 09:10	7.9	60.26	63.7	7.9	59.72	63.0	5.5	60.28	64.0	6.0	59.87	63.3
02/05/2017 09:20	7.9	60.47	63.8	7.8	59.92	63.2	5.5	60.49	64.2	6.0	60.10	63.4
02/05/2017 09:30	7.9	60.71	64.0	7.8	60.20	63.4	5.5	60.77	64.3	6.0	60.37	63.5
02/05/2017 09:40	7.9	60.94	64.2	7.9	60.44	63.5	5.5	61.04	64.5	6.0	60.62	63.7
02/05/2017 09:50	7.9	61.16	64.4	7.8	60.65	63.7	5.5	61.26	64.6	6.0	60.85	63.9
02/05/2017 10:00	7.9	61.42	64.5	7.8	60.93	63.9	5.5	61.54	64.8	6.0	61.14	64.0
02/05/2017 10:10	7.9	61.71	64.7	7.8	61.24	64.1	5.5	61.90	64.9	6.0	61.47	64.3
02/05/2017 10:20	7.9	61.95	64.9	7.8	61.48	64.3	5.5	62.16	65.1	6.0	61.73	64.5
02/05/2017 10:30	7.9	62.23	65.1	7.8	61.77	64.5	5.5	62.45	65.4	6.0	62.04	64.6
02/05/2017 10:40	7.9	62.48	65.3	7.8	62.04	64.7	5.5	62.75	65.5	6.0	62.30	64.8
02/05/2017 10:50	7.9	62.75	65.5	7.8	62.33	64.9	5.5	63.04	65.7	6.0	62.62	65.0
02/05/2017 11:00	7.9	63.02	65.7	7.8	62.62	65.1	5.5	63.37	66.0	6.0	62.91	65.2
02/05/2017 11:10	7.9	63.32	65.9	7.8	62.94	65.3	5.5	63.72	66.1	6.0	63.27	65.4
02/05/2017 11:20	7.9	63.64	66.2	7.8	63.29	65.6	5.5	64.05	66.4	6.0	63.58	65.6
02/05/2017 11:30	7.9	63.93	66.4	7.8	63.59	65.8	5.5	64.44	66.6	6.0	63.94	65.9
02/05/2017 11:40	7.9	64.24	66.7	7.8	63.92	66.1	5.5	64.75	66.8	6.0	64.25	66.1
02/05/2017 11:50	7.9	64.53	66.9	7.8	64.22	66.3	5.5	65.09	67.0	6.0	64.57	66.3
02/05/2017 12:00	7.9	64.82	67.1	7.8	64.53	66.6	5.5	65.40	67.3	6.0	64.87	66.5
02/05/2017 12:10	7.9	65.13	67.4	7.8	64.82	66.8	5.5	65.67	67.5	5.9	65.15	66.8
02/05/2017 12:20	7.9	65.39	67.6	7.8	65.08	67.0	5.5	65.91	67.7	5.9	65.40	67.0
02/05/2017 12:30	7.9	65.65	67.8	7.8	65.33	67.3	5.5	66.17	67.9	5.9	65.65	67.2
02/05/2017 12:40	7.9	65.85	68.1	7.8	65.54	67.6	5.5	66.38	68.1	5.9	65.86	67.4
02/05/2017 12:50	7.9	66.07	68.3	7.8	65.76	67.8	5.5	66.65	68.3	5.9	66.12	67.6
02/05/2017 13:00	7.9	66.32	68.6	7.8	66.00	68.0	5.5	66.92	68.5	5.9	66.39	67.9
02/05/2017 13:10	7.9	66.59	68.7	7.8	66.31	68.2	5.5	67.24	68.7	5.9	66.72	68.0
02/05/2017 13:20	7.9	66.84	68.9	7.8	66.58	68.4	5.5	67.55	68.9	5.9	66.97	68.3
02/05/2017 13:30	7.9	67.05	69.1	7.8	66.78	68.6	5.5	67.68	69.1	5.9	67.17	68.5
02/05/2017 13:40	7.9	67.23	69.3	7.8	67.00	68.8	5.5	67.97	69.3	6.0	67.40	68.7
02/05/2017 13:50	7.9	67.43	69.5	7.8	67.21	69.0	5.5	68.21	69.5	5.9	67.62	68.9

Date/Time	HW9i F	HW9i T	HW9o	HW10i F	HW10i T	HW10o	HW11i F	HW11i T	HW11o	HW12i F	HW12i T	HW12o
02/05/2017 14:00	7.9	67.61	69.8	7.8	67.33	69.2	5.5	68.34	69.7	6.0	67.75	69.1
02/05/2017 14:10	7.9	67.78	69.9	7.8	67.56	69.3	5.5	68.63	69.9	5.9	68.00	69.3
02/05/2017 14:20	7.9	68.00	70.1	7.8	67.75	69.6	5.5	68.77	70.0	5.9	68.20	69.4
02/05/2017 14:30	7.9	68.13	70.3	7.8	67.85	69.7	5.5	68.78	70.1	6.0	68.24	69.6
02/05/2017 14:40	7.9	68.21	70.4	7.8	67.92	69.9	5.5	68.89	70.4	6.0	68.32	69.7
02/05/2017 14:50	7.9	68.37	70.5	7.8	68.04	70.0	5.5	69.06	70.5	5.9	68.47	69.9
02/05/2017 15:00	7.9	68.44	70.6	7.8	68.15	70.1	5.5	69.16	70.6	6.0	68.55	70.0
02/05/2017 15:10	7.9	68.60	70.8	7.8	68.31	70.2	5.5	69.39	70.7	5.9	68.78	70.1
02/05/2017 15:20	7.9	68.75	70.9	7.8	68.39	70.4	5.5	69.47	70.8	5.9	68.86	70.2
02/05/2017 15:30	7.9	68.86	71.0	7.8	68.61	70.5	5.5	69.78	71.0	5.9	69.15	70.4
02/05/2017 15:40	7.9	68.96	71.1	7.8	68.67	70.6	5.5	69.87	71.1	6.0	69.21	70.5
02/05/2017 15:50	7.9	69.07	71.2	7.8	68.78	70.8	5.5	69.96	71.2	5.9	69.27	70.6
02/05/2017 16:00	7.9	69.12	71.4	7.8	68.81	70.8	5.5	69.88	71.3	5.9	69.24	70.7
02/05/2017 16:10	7.9	69.18	71.4	7.8	68.80	70.9	5.5	69.84	71.4	5.9	69.21	70.8
02/05/2017 16:20	7.9	69.12	71.5	7.8	68.67	70.9	5.5	69.61	71.5	5.9	69.05	70.8
02/05/2017 16:30	7.9	69.03	71.5	7.8	68.63	71.0	5.5	69.56	71.5	5.9	68.98	70.9
02/05/2017 16:40	7.9	69.03	71.5	7.8	68.63	71.0	5.5	69.58	71.5	5.9	68.99	70.9
02/05/2017 16:50	7.9	69.03	71.5	7.8	68.61	71.0	5.5	69.52	71.6	5.9	68.95	70.9
02/05/2017 17:00	7.9	69.03	71.5	7.8	68.51	71.0	5.5	69.36	71.6	5.9	68.85	70.9
02/05/2017 17:10	7.9	68.92	71.5	7.8	68.39	71.0	5.5	69.15	71.5	5.9	68.66	70.9
02/05/2017 17:20	7.9	68.80	71.5	7.8	68.26	70.9	5.5	68.98	71.6	5.9	68.50	70.9
02/05/2017 17:30	7.9	68.69	71.4	7.8	68.10	70.8	5.5	68.80	71.5	5.9	68.34	70.9
02/05/2017 17:40	7.9	68.48	71.4	7.8	67.92	70.8	5.5	68.61	71.5	5.9	68.16	70.8
02/05/2017 17:50	7.9	68.30	71.3	7.8	67.71	70.7	5.5	68.40	71.4	6.0	67.95	70.7
02/05/2017 18:00	7.9	68.18	71.2	7.8	67.63	70.7	5.5	68.33	71.4	6.0	67.88	70.7
02/05/2017 18:10	7.9	68.13	71.1	7.8	67.54	70.5	5.5	68.24	71.3	6.0	67.80	70.5
02/05/2017 18:20	7.9	67.97	71.0	7.8	67.39	70.4	5.5	68.08	71.2	5.9	67.64	70.5
02/05/2017 18:30	7.9	67.81	70.9	7.8	67.25	70.4	5.5	67.94	71.1	6.0	67.49	70.5
02/05/2017 18:40	7.9	67.76	70.9	7.8	67.22	70.3	5.5	67.92	71.1	6.0	67.47	70.3
02/05/2017 18:50	7.9	67.69	70.7	7.8	67.11	70.2	5.5	67.83	71.0	6.0	67.37	70.3
02/05/2017 19:00	7.9	67.63	70.7	7.8	67.03	70.2	5.5	67.73	70.9	6.0	67.28	70.2
02/05/2017 19:10	7.9	67.49	70.7	7.8	66.92	70.1	5.5	67.62	70.9	6.0	67.18	70.2
02/05/2017 19:20	7.9	67.36	70.6	7.8	66.76	70.0	5.5	67.45	70.8	6.0	67.02	70.1
02/05/2017 19:30	7.9	67.24	70.5	7.8	66.65	70.0	5.5	67.34	70.7	6.0	66.90	70.1
02/05/2017 19:40	7.9	67.09	70.4	7.8	66.53	69.8	5.5	67.21	70.7	6.0	66.75	70.0
02/05/2017 19:50	7.9	67.08	70.3	7.8	66.53	69.8	5.5	67.18	70.6	6.0	66.73	69.9
02/05/2017 20:00	7.9	67.03	70.2	7.8	66.44	69.7	5.5	67.12	70.6	6.0	66.70	69.8
02/05/2017 20:10	7.9	66.96	70.2	7.8	66.35	69.6	5.5	67.00	70.5	6.0	66.56	69.8
02/05/2017 20:20	7.9	66.85	70.2	7.8	66.24	69.5	5.5	66.92	70.4	6.0	66.52	69.7
02/05/2017 20:30	7.9	66.80	70.1	7.8	66.20	69.5	5.5	66.83	70.4	6.0	66.42	69.7
02/05/2017 20:40	7.9	66.72	70.0	7.8	66.12	69.5	5.5	66.75	70.3	6.0	66.33	69.6
02/05/2017 20:50	7.9	66.67	70.0	7.8	66.06	69.4	5.5	66.72	70.3	6.0	66.30	69.5
02/05/2017 21:00	7.9	66.62	70.0	7.8	66.02	69.3	5.5	66.71	70.2	6.0	66.26	69.5
02/05/2017 21:10	7.9	66.55	69.9	7.8	65.94	69.3	5.5	66.63	70.2	6.0	66.17	69.5
02/05/2017 21:20	7.9	66.51	69.8	7.8	65.92	69.3	5.5	66.60	70.1	6.0	66.13	69.4
02/05/2017 21:30	7.9	66.46	69.7	7.8	65.89	69.2	5.5	66.53	70.1	6.0	66.12	69.3
02/05/2017 21:40	7.9	66.39	69.7	7.8	65.82	69.2	5.5	66.48	70.0	6.0	66.06	69.3
02/05/2017 21:50	7.9	66.33	69.7	7.8	65.76	69.2	5.5	66.42	70.0	6.0	66.01	69.3
02/05/2017 22:00	7.9	66.29	69.7	7.8	65.69	69.1	5.5	66.35	70.0	6.0	65.90	69.3
02/05/2017 22:10	7.9	66.17	69.6	7.8	65.57	69.1	5.5	66.19	69.9	6.0	65.78	69.2
02/05/2017 22:20	7.9	66.09	69.6	7.8	65.50	69.0	5.5	66.13	69.8	6.0	65.72	69.1
02/05/2017 22:30	7.9	66.02	69.5	7.8	65.41	69.0	5.5	66.03	69.8	6.0	65.61	69.1
02/05/2017 22:40	7.9	65.93	69.4	7.8	65.32	68.8	5.5	65.92	69.8	6.0	65.52	69.0
02/05/2017 22:50	7.9	65.90	69.4	7.8	65.27	68.8	5.5	65.92	69.7	6.0	65.49	69.0
02/05/2017 23:00	7.9	65.76	69.3	7.8	65.16	68.7	5.5	65.81	69.7	6.0	65.36	68.9

Date/Time	HW9i F	HW9i T	HW9o	HW10i F	HW10i T	HW10o	HW11i F	HW11i T	HW11o	HW12i F	HW12i T	HW12o
02/05/2017 23:10	7.9	65.63	69.2	7.8	65.03	68.7	5.5	65.63	69.6	6.0	65.22	68.8
02/05/2017 23:20	7.9	65.56	69.2	7.8	64.97	68.6	5.5	65.58	69.6	6.0	65.13	68.8
02/05/2017 23:30	7.9	65.45	69.1	7.8	64.87	68.5	5.5	65.46	69.5	6.0	65.03	68.7
02/05/2017 23:40	7.9	65.34	69.0	7.8	64.77	68.5	5.5	65.33	69.4	6.0	64.92	68.6
02/05/2017 23:50	7.9	65.32	68.9	7.8	64.67	68.4	5.5	65.31	69.3	6.0	64.91	68.5
02/06/2017 00:00	7.9	65.23	68.8	7.8	64.60	68.3	5.5	65.22	69.2	6.0	64.80	68.5
02/06/2017 00:10	7.9	65.15	68.8	7.8	64.52	68.3	5.5	65.14	69.2	6.0	64.70	68.4
02/06/2017 00:20	7.9	65.03	68.7	7.8	64.37	68.1	5.5	64.96	69.1	6.0	64.55	68.3
02/06/2017 00:30	7.9	64.95	68.6	7.8	64.30	68.1	5.5	64.91	69.1	6.0	64.49	68.3
02/06/2017 00:40	7.9	64.92	68.5	7.8	64.29	68.0	5.5	64.91	69.0	6.0	64.48	68.2
02/06/2017 00:50	7.9	64.87	68.5	7.8	64.23	67.9	5.5	64.86	69.0	6.0	64.44	68.2
02/06/2017 01:00	7.9	64.72	68.5	7.8	64.11	67.9	5.5	64.72	69.0	6.0	64.31	68.1
02/06/2017 01:10	7.9	64.72	68.4	7.8	64.09	67.8	5.5	64.70	68.9	6.0	64.30	68.1
02/06/2017 01:20	7.9	64.73	68.3	7.8	64.13	67.8	5.5	64.72	68.8	6.0	64.33	68.0
02/06/2017 01:30	7.9	64.73	68.3	7.8	64.13	67.8	5.5	64.73	68.7	6.0	64.33	68.0
02/06/2017 01:40	7.9	64.72	68.3	7.8	64.08	67.8	5.5	64.69	68.7	6.0	64.26	67.9
02/06/2017 01:50	7.9	64.72	68.3	7.8	64.09	67.8	5.5	64.69	68.7	6.0	64.28	67.9
02/06/2017 02:00	7.9	64.68	68.3	7.8	64.02	67.7	5.5	64.61	68.7	6.0	64.22	67.9
02/06/2017 02:10	7.9	64.64	68.3	7.8	63.99	67.7	5.5	64.56	68.7	6.0	64.16	67.9
02/06/2017 02:20	7.9	64.56	68.3	7.8	63.92	67.7	5.5	64.53	68.7	6.0	64.13	67.9
02/06/2017 02:30	7.9	64.48	68.2	7.8	63.84	67.6	5.5	64.47	68.7	6.0	64.07	67.8
02/06/2017 02:40	7.9	64.38	68.1	7.8	63.78	67.6	5.5	64.35	68.6	6.0	63.97	67.7
02/06/2017 02:50	7.9	64.31	68.1	7.8	63.64	67.5	5.5	64.23	68.5	6.0	63.84	67.7
02/06/2017 03:00	7.9	64.24	68.0	7.8	63.60	67.5	5.5	64.19	68.5	6.0	63.79	67.7
02/06/2017 03:10	7.9	64.22	68.0	7.8	63.54	67.4	5.5	64.13	68.4	6.0	63.73	67.6
02/06/2017 03:20	7.9	64.21	67.9	7.8	63.53	67.3	5.5	64.13	68.4	6.0	63.73	67.6
02/06/2017 03:30	7.9	64.07	67.8	7.8	63.47	67.3	5.5	64.06	68.3	6.0	63.67	67.5
02/06/2017 03:40	7.9	64.03	67.9	7.8	63.42	67.2	5.5	64.03	68.3	6.0	63.63	67.5
02/06/2017 03:50	7.9	64.02	67.8	7.8	63.37	67.2	5.5	64.01	68.2	6.0	63.61	67.4
02/06/2017 04:00	7.9	63.97	67.8	7.8	63.33	67.2	5.5	63.94	68.2	6.0	63.54	67.4
02/06/2017 04:10	7.9	63.91	67.7	7.8	63.26	67.1	5.5	63.89	68.3	6.0	63.48	67.3
02/06/2017 04:20	7.9	63.82	67.7	7.8	63.22	67.1	5.5	63.79	68.1	6.0	63.42	67.3
02/06/2017 04:30	7.9	63.76	67.6	7.8	63.16	67.0	5.5	63.71	68.0	6.0	63.35	67.3
02/06/2017 04:40	7.9	63.62	67.5	7.8	62.95	67.0	5.5	63.57	68.1	6.0	63.16	67.2
02/06/2017 04:50	7.9	63.56	67.5	7.8	62.91	66.9	5.5	63.52	68.0	6.0	63.13	67.1
02/06/2017 05:00	7.9	63.52	67.4	7.8	62.86	66.8	5.5	63.49	67.9	6.0	63.12	67.1
02/06/2017 05:10	7.9	63.38	67.3	7.8	62.75	66.8	5.5	63.35	67.9	6.0	62.95	67.0
02/06/2017 05:20	7.9	63.33	67.3	7.8	62.71	66.7	5.5	63.25	67.8	6.0	62.89	66.9
02/06/2017 05:30	7.9	63.33	67.2	7.8	62.72	66.6	5.5	63.30	67.7	6.0	62.91	66.9
02/06/2017 05:40	7.9	63.30	67.2	7.8	62.63	66.6	5.5	63.24	67.7	6.0	62.84	66.8
02/06/2017 05:50	7.9	63.23	67.1	7.8	62.54	66.5	5.5	63.15	67.7	6.0	62.74	66.8
02/06/2017 06:00	7.9	63.20	67.0	7.8	62.54	66.5	5.5	63.13	67.6	6.0	62.74	66.8
02/06/2017 06:10	7.9	63.32	67.0	7.8	62.65	66.5	5.5	63.24	67.6	6.0	62.84	66.7
02/06/2017 06:20	7.9	63.41	67.0	7.8	62.77	66.5	5.5	63.35	67.6	6.0	62.97	66.7
02/06/2017 06:30	7.9	63.56	67.1	7.8	62.89	66.5	5.5	63.53	67.6	6.0	63.12	66.7
02/06/2017 06:40	7.9	63.68	67.1	7.8	63.11	66.6	5.5	63.71	67.6	6.0	63.31	66.7
02/06/2017 06:50	7.9	63.83	67.2	7.8	63.23	66.6	5.5	63.86	67.6	6.0	63.42	66.8
02/06/2017 07:00	7.9	63.93	67.3	7.8	63.32	66.8	5.5	63.92	67.8	6.0	63.51	66.9
02/06/2017 07:10	7.9	64.01	67.4	7.8	63.40	66.8	5.5	64.01	67.8	6.0	63.60	67.0
02/06/2017 07:20	7.9	64.04	67.5	7.8	63.45	66.9	5.5	64.08	67.9	6.0	63.66	67.1
02/06/2017 07:30	7.9	64.23	67.5	7.8	63.63	67.0	5.5	64.27	68.0	6.0	63.85	67.2
02/06/2017 07:40	7.9	64.40	67.7	7.8	63.83	67.1	5.5	64.47	68.0	6.0	64.06	67.2
02/06/2017 07:50	7.9	64.54	67.7	7.8	63.94	67.2	5.5	64.56	68.1	6.0	64.14	67.3
02/06/2017 08:00	7.9	64.67	67.8	7.8	64.07	67.3	5.5	64.69	68.2	6.0	64.27	67.4
02/06/2017 08:10	7.9	64.75	67.9	7.8	64.16	67.4	5.5	64.84	68.3	6.0	64.39	67.5

Date/Time	HW9i F	HW9i T	HW9o	HW10i F	HW10i T	HW10o	HW11i F	HW11i T	HW11o	HW12i F	HW12i T	HW12o
02/06/2017 08:20	7.9	64.93	68.0	7.8	64.34	67.5	5.5	64.99	68.3	6.0	64.55	67.6
02/06/2017 08:30	7.9	65.05	68.2	7.8	64.50	67.6	5.5	65.18	68.4	6.0	64.71	67.7
02/06/2017 08:40	7.9	65.25	68.3	7.8	64.67	67.7	5.5	65.34	68.6	6.0	64.90	67.8
02/06/2017 08:50	7.9	65.41	68.4	7.8	64.86	67.8	5.5	65.52	68.7	6.0	65.05	67.9
02/06/2017 09:00	7.9	65.56	68.5	7.8	64.97	68.0	5.5	65.67	68.8	6.0	65.19	68.0
02/06/2017 09:10	7.9	65.68	68.6	7.8	65.14	68.1	5.5	65.84	68.9	6.0	65.36	68.2
02/06/2017 09:20	7.9	65.86	68.8	7.8	65.29	68.2	5.5	65.98	69.0	6.0	65.53	68.3
02/06/2017 09:30	7.9	66.03	68.9	7.8	65.50	68.3	5.5	66.20	69.1	6.0	65.75	68.4
02/06/2017 09:40	7.9	66.27	69.0	7.8	65.74	68.4	5.5	66.45	69.3	6.0	65.97	68.5
02/06/2017 09:50	7.9	66.44	69.1	7.8	65.89	68.6	5.5	66.61	69.4	6.0	66.14	68.6
02/06/2017 10:00	7.9	66.63	69.3	7.8	66.08	68.7	5.5	66.78	69.5	6.0	66.31	68.8
02/06/2017 10:10	7.9	66.84	69.5	7.8	66.31	68.9	5.5	67.03	69.6	6.0	66.56	69.0
02/06/2017 10:20	7.9	67.03	69.6	7.8	66.49	69.1	5.5	67.21	69.8	6.0	66.72	69.1
02/06/2017 10:30	7.9	67.17	69.7	7.8	66.63	69.2	5.5	67.31	69.9	6.0	66.83	69.3
02/06/2017 10:40	7.9	67.32	69.9	7.8	66.75	69.3	5.5	67.45	70.0	6.0	66.99	69.4
02/06/2017 10:50	7.9	67.41	70.0	7.8	66.83	69.5	5.5	67.52	70.2	6.0	67.03	69.5
02/06/2017 11:00	7.9	67.42	70.1	7.8	66.83	69.6	5.5	67.51	70.2	6.0	67.04	69.6
02/06/2017 11:10	7.9	67.53	70.2	7.8	66.96	69.7	5.5	67.68	70.3	6.0	67.20	69.7
02/06/2017 11:20	7.9	67.77	70.3	7.8	67.22	69.7	5.5	68.01	70.5	5.9	67.52	69.8
02/06/2017 11:30	7.9	68.05	70.4	7.8	67.51	69.9	5.5	68.27	70.6	5.9	67.79	69.9
02/06/2017 11:40	7.9	68.25	70.6	7.8	67.72	70.1	5.4	68.48	70.7	5.9	67.97	70.1
02/06/2017 11:50	7.8	68.44	70.8	7.8	67.91	70.2	5.5	68.65	70.8	5.9	68.18	70.2
02/06/2017 12:00	7.8	68.64	71.0	7.8	68.06	70.4	5.4	68.83	71.0	5.9	68.33	70.4
02/06/2017 12:10	7.8	68.88	71.1	7.8	68.32	70.6	5.4	69.13	71.1	5.9	68.61	70.5
02/06/2017 12:20	7.8	69.13	71.3	7.8	68.59	70.7	5.4	69.42	71.3	5.9	68.89	70.7
02/06/2017 12:30	7.8	69.38	71.5	7.8	68.86	71.0	5.4	69.71	71.4	5.9	69.17	70.8
02/06/2017 12:40	7.8	69.69	71.7	7.8	69.19	71.1	5.4	70.09	71.6	5.9	69.53	71.1
02/06/2017 12:50	7.8	70.15	72.0	7.8	69.67	71.4	5.4	70.61	71.9	5.9	70.05	71.3
02/06/2017 13:00	7.8	70.50	72.2	7.8	70.01	71.6	5.4	70.91	72.1	5.9	70.35	71.5
02/06/2017 13:10	7.8	70.89	72.5	7.8	70.43	72.0	5.5	71.40	72.4	6.0	70.82	71.8
02/06/2017 13:20	7.8	71.28	72.7	7.8	70.79	72.2	5.4	71.72	72.6	5.9	71.18	72.0
02/06/2017 13:30	7.8	71.51	73.0	7.8	71.00	72.5	5.4	71.86	72.9	5.9	71.31	72.3
02/06/2017 13:40	7.8	71.68	73.3	7.8	71.16	72.8	5.4	72.00	73.2	5.9	71.47	72.6
02/06/2017 13:50	7.8	71.82	73.5	7.8	71.30	72.9	5.4	72.15	73.4	6.0	71.65	72.8
02/06/2017 14:00	7.8	71.97	73.7	7.8	71.45	73.1	5.4	72.33	73.5	5.9	71.77	73.0
02/06/2017 14:10	7.8	72.14	73.8	7.8	71.59	73.3	5.4	72.45	73.7	5.9	71.94	73.2
02/06/2017 14:20	7.8	72.28	74.0	7.8	71.77	73.5	5.4	72.63	73.9	5.9	72.11	73.3
02/06/2017 14:30	7.8	72.43	74.1	7.8	71.89	73.6	5.4	72.73	74.0	5.9	72.22	73.4
02/06/2017 14:40	7.8	72.52	74.2	7.8	71.97	73.8	5.4	72.82	74.2	5.9	72.33	73.6
02/06/2017 14:50	7.8	72.60	74.4	7.8	72.08	73.9	5.4	72.94	74.3	5.9	72.41	73.7
02/06/2017 15:00	7.8	72.75	74.5	7.8	72.18	74.0	5.4	73.06	74.4	5.9	72.52	73.8
02/06/2017 15:10	7.8	72.84	74.6	7.8	72.32	74.1	5.4	73.16	74.5	5.9	72.66	73.9
02/06/2017 15:20	7.8	72.97	74.8	7.8	72.44	74.2	5.4	73.32	74.6	6.0	72.81	74.0
02/06/2017 15:30	7.8	73.14	74.9	7.8	72.59	74.3	5.4	73.46	74.6	5.9	72.95	74.2
02/06/2017 15:40	7.8	73.26	75.0	7.8	72.74	74.5	5.4	73.59	74.8	6.0	73.09	74.3
02/06/2017 15:50	7.8	73.39	75.1	7.8	72.85	74.6	5.4	73.72	75.0	6.0	73.18	74.4
02/06/2017 16:00	7.8	73.44	75.2	7.8	72.92	74.7	5.4	73.72	75.0	6.0	73.22	74.5
02/06/2017 16:10	7.8	73.52	75.3	7.8	72.97	74.8	5.4	73.77	75.1	6.0	73.30	74.6
02/06/2017 16:20	7.8	73.53	75.3	7.8	73.02	74.8	5.4	73.82	75.2	6.0	73.33	74.7
02/06/2017 16:30	7.8	73.53	75.5	7.8	73.02	74.9	5.4	73.83	75.3	5.9	73.33	74.7
02/06/2017 16:40	7.8	73.53	75.5	7.8	73.02	75.0	5.4	73.84	75.4	5.9	73.33	74.8
02/06/2017 16:50	7.8	73.53	75.5	7.8	73.02	75.0	5.4	73.86	75.4	6.0	73.37	74.9
02/06/2017 17:00	7.8	73.53	75.6	7.8	73.03	75.1	5.4	73.86	75.4	6.0	73.40	74.9
02/06/2017 17:10	7.8	73.53	75.6	7.8	73.03	75.1	5.4	73.84	75.4	5.9	73.35	74.9
02/06/2017 17:20	7.8	73.53	75.6	7.8	73.02	75.1	5.4	73.81	75.5	5.9	73.33	75.0

Date/Time	HW9i F	HW9i T	HW9o	HW10i F	HW10i T	HW10o	HW11i F	HW11i T	HW11o	HW12i F	HW12i T	HW12o
02/06/2017 17:30	7.8	73.53	75.6	7.8	72.94	75.1	5.4	73.73	75.5	6.0	73.26	75.0
02/06/2017 17:40	7.8	73.51	75.6	7.8	72.92	75.1	5.4	73.72	75.5	6.0	73.22	74.9
02/06/2017 17:50	7.8	73.42	75.6	7.8	72.86	75.1	5.4	73.72	75.6	5.9	73.18	75.0
02/06/2017 18:00	7.8	73.40	75.6	7.8	72.83	75.1	5.4	73.63	75.6	6.0	73.13	75.0
02/06/2017 18:10	7.8	73.33	75.6	7.8	72.75	75.1	5.4	73.57	75.6	5.9	73.11	75.0
02/06/2017 18:20	7.8	73.30	75.6	7.8	72.72	75.0	5.4	73.53	75.5	6.0	73.03	75.0
02/06/2017 18:30	7.8	73.23	75.5	7.8	72.67	75.0	5.4	73.50	75.5	6.0	73.01	74.9
02/06/2017 18:40	7.8	73.22	75.5	7.8	72.63	75.0	5.4	73.42	75.5	6.0	72.93	74.9
02/06/2017 18:50	7.8	73.22	75.5	7.8	72.59	75.0	5.4	73.42	75.5	5.9	72.92	74.9
02/06/2017 19:00	7.8	73.20	75.5	7.8	72.59	75.0	5.4	73.42	75.5	5.9	72.92	74.9
02/06/2017 19:10	7.8	73.15	75.5	7.8	72.55	74.9	5.4	73.41	75.5	6.0	72.90	74.9
02/06/2017 19:20	7.8	73.13	75.5	7.8	72.53	74.9	5.4	73.40	75.4	6.0	72.88	74.8
02/06/2017 19:30	7.8	73.14	75.5	7.8	72.55	74.9	5.4	73.42	75.4	6.0	72.91	74.9
02/06/2017 19:40	7.8	73.17	75.5	7.8	72.58	74.9	5.4	73.42	75.5	5.9	72.92	74.9
02/06/2017 19:50	7.8	73.22	75.5	7.8	72.62	74.9	5.4	73.42	75.6	6.0	72.94	74.9
02/06/2017 20:00	7.8	73.23	75.5	7.8	72.70	75.0	5.4	73.52	75.5	6.0	73.02	74.9
02/06/2017 20:10	7.8	73.32	75.6	7.8	72.72	75.0	5.4	73.53	75.5	5.9	73.07	74.9
02/06/2017 20:20	7.8	73.35	75.6	7.8	72.81	75.0	5.4	73.62	75.5	5.9	73.12	74.9
02/06/2017 20:30	7.8	73.42	75.6	7.8	72.87	75.1	5.4	73.70	75.6	5.9	73.17	75.0
02/06/2017 20:40	7.8	73.51	75.7	7.8	72.97	75.1	5.4	73.75	75.7	5.9	73.27	75.1
02/06/2017 20:50	7.8	73.53	75.7	7.8	73.05	75.2	5.4	73.84	75.7	5.9	73.35	75.1
02/06/2017 21:00	7.8	73.62	75.8	7.8	73.13	75.3	5.4	73.92	75.7	6.0	73.42	75.2
02/06/2017 21:10	7.8	73.67	75.8	7.8	73.14	75.3	5.4	73.95	75.7	6.0	73.50	75.2
02/06/2017 21:20	7.8	73.75	75.9	7.8	73.22	75.4	5.4	74.04	75.8	5.9	73.53	75.2
02/06/2017 21:30	7.8	73.80	75.9	7.8	73.25	75.4	5.4	74.10	75.9	6.0	73.56	75.3
02/06/2017 21:40	7.8	73.88	76.0	7.8	73.33	75.5	5.4	74.13	76.0	5.9	73.65	75.4
02/06/2017 21:50	7.8	73.92	76.1	7.8	73.44	75.5	5.4	74.23	76.0	5.9	73.74	75.4
02/06/2017 22:00	7.8	73.98	76.1	7.8	73.50	75.5	5.4	74.27	76.1	6.0	73.81	75.5
02/06/2017 22:10	7.8	74.04	76.2	7.8	73.53	75.6	5.4	74.35	76.1	5.9	73.84	75.5
02/06/2017 22:20	7.8	74.11	76.2	7.8	73.61	75.7	5.4	74.42	76.2	5.9	73.90	75.6
02/06/2017 22:30	7.8	74.20	76.2	7.8	73.69	75.7	5.4	74.49	76.2	5.9	74.00	75.6
02/06/2017 22:40	7.8	74.26	76.4	7.8	73.80	75.8	5.4	74.61	76.3	5.9	74.08	75.7
02/06/2017 22:50	7.8	74.40	76.4	7.8	73.91	75.9	5.4	74.70	76.3	6.0	74.18	75.7
02/06/2017 23:00	7.8	74.49	76.5	7.8	73.97	75.9	5.4	74.81	76.4	5.9	74.28	75.8
02/06/2017 23:10	7.8	74.58	76.6	7.8	74.08	76.0	5.4	74.88	76.5	5.9	74.38	75.9
02/06/2017 23:20	7.8	74.66	76.7	7.8	74.17	76.1	5.4	74.97	76.5	6.0	74.49	76.0
02/06/2017 23:30	7.8	74.79	76.7	7.8	74.27	76.2	5.4	75.12	76.7	5.9	74.58	76.1
02/06/2017 23:40	7.8	74.91	76.8	7.8	74.38	76.3	5.4	75.19	76.7	6.0	74.68	76.1
02/06/2017 23:50	7.8	74.96	76.9	7.8	74.47	76.3	5.4	75.30	76.8	5.9	74.80	76.2
02/07/2017 00:00	7.8	75.07	76.9	7.8	74.60	76.5	5.4	75.41	76.8	5.9	74.85	76.3
02/07/2017 00:10	7.8	75.15	77.0	7.8	74.63	76.5	5.4	75.49	76.9	6.0	74.93	76.4
02/07/2017 00:20	7.8	75.25	77.2	7.8	74.74	76.6	5.4	75.56	77.0	5.9	75.05	76.5
02/07/2017 00:30	7.8	75.33	77.2	7.8	74.84	76.7	5.4	75.68	77.1	6.0	75.17	76.5
02/07/2017 00:40	7.8	75.44	77.3	7.8	74.93	76.8	5.4	75.81	77.1	5.9	75.25	76.6
02/07/2017 00:50	7.8	75.55	77.4	7.8	75.05	76.8	5.4	75.86	77.2	5.9	75.36	76.7
02/07/2017 01:00	7.8	75.69	77.5	7.8	75.16	76.9	5.4	76.00	77.3	5.9	75.48	76.8
02/07/2017 01:10	7.8	75.72	77.5	7.8	75.25	77.0	5.4	76.10	77.4	5.9	75.52	76.8
02/07/2017 01:20	7.8	75.82	77.7	7.8	75.32	77.1	5.4	76.14	77.5	5.9	75.62	76.9
02/07/2017 01:30	7.8	75.83	77.7	7.8	75.33	77.2	5.4	76.21	77.6	5.9	75.64	77.0
02/07/2017 01:40	7.8	75.92	77.8	7.8	75.41	77.3	5.4	76.22	77.6	5.9	75.72	77.1
02/07/2017 01:50	7.8	75.96	77.8	7.8	75.43	77.3	5.4	76.26	77.7	5.9	75.77	77.1
02/07/2017 02:00	7.8	76.02	77.9	7.8	75.48	77.3	5.4	76.32	77.7	6.0	75.83	77.2
02/07/2017 02:10	7.8	76.03	78.0	7.8	75.52	77.4	5.4	76.34	77.8	5.9	75.84	77.2
02/07/2017 02:20	7.8	76.04	77.9	7.8	75.56	77.4	5.4	76.42	77.8	6.0	75.92	77.2
02/07/2017 02:30	7.8	76.12	78.0	7.8	75.62	77.5	5.4	76.44	77.9	5.9	75.92	77.3

Date/Time	HW9i F	HW9i T	HW9o	HW10i F	HW10i T	HW10o	HW11i F	HW11i T	HW11o	HW12i F	HW12i T	HW12o
02/07/2017 02:40	7.8	76.13	78.0	7.8	75.63	77.5	5.4	76.50	77.9	5.9	75.93	77.3
02/07/2017 02:50	7.8	76.22	78.1	7.8	75.66	77.6	5.4	76.53	78.0	5.9	76.01	77.4
02/07/2017 03:00	7.8	76.23	78.1	7.8	75.72	77.6	5.4	76.62	78.0	6.0	76.03	77.4
02/07/2017 03:10	7.8	76.31	78.2	7.8	75.74	77.7	5.4	76.63	78.0	6.0	76.07	77.5
02/07/2017 03:20	7.8	76.33	78.2	7.8	75.83	77.7	5.4	76.63	78.1	5.9	76.13	77.6
02/07/2017 03:30	7.8	76.39	78.2	7.8	75.84	77.7	5.4	76.69	78.1	5.9	76.20	77.6
02/07/2017 03:40	7.8	76.42	78.3	7.8	75.92	77.7	5.4	76.72	78.2	5.9	76.22	77.6
02/07/2017 03:50	7.8	76.42	78.3	7.8	75.95	77.8	5.4	76.79	78.2	5.8	76.22	77.7
02/07/2017 04:00	7.8	76.46	78.4	7.8	76.01	77.8	5.4	76.83	78.3	5.8	76.25	77.7
02/07/2017 04:10	7.8	76.53	78.4	7.8	76.03	77.9	5.4	76.84	78.3	5.8	76.32	77.8
02/07/2017 04:20	7.8	76.53	78.5	7.8	76.03	78.0	5.4	76.92	78.3	5.8	76.33	77.8
02/07/2017 04:30	7.8	76.58	78.5	7.8	76.03	78.0	5.4	76.92	78.4	5.8	76.34	77.8
02/07/2017 04:40	7.8	76.63	78.5	7.8	76.08	78.0	5.4	76.92	78.4	5.8	76.42	77.9
02/07/2017 04:50	7.8	76.63	78.6	7.8	76.11	78.1	5.4	76.92	78.4	5.8	76.42	77.9
02/07/2017 05:00	7.8	76.68	78.6	7.8	76.14	78.0	5.4	76.98	78.5	5.8	76.44	77.9
02/07/2017 05:10	7.8	76.72	78.6	7.8	76.22	78.1	5.4	77.03	78.5	5.8	76.53	77.9
02/07/2017 05:20	7.8	76.72	78.7	7.8	76.22	78.1	5.4	77.08	78.6	5.8	76.56	78.0
02/07/2017 05:30	7.8	76.79	78.7	7.8	76.31	78.2	5.4	77.13	78.6	5.8	76.63	78.1
02/07/2017 05:40	7.8	76.83	78.7	7.8	76.33	78.2	5.4	77.17	78.5	5.8	76.63	78.1
02/07/2017 05:50	7.8	76.89	78.8	7.8	76.33	78.3	5.4	77.22	78.6	5.8	76.67	78.2
02/07/2017 06:00	7.8	76.92	78.8	7.8	76.40	78.3	5.4	77.27	78.7	5.8	76.72	78.2
02/07/2017 06:10	7.8	76.93	78.9	7.8	76.42	78.3	5.4	77.31	78.7	5.8	76.73	78.2
02/07/2017 06:20	7.8	76.96	78.9	7.8	76.42	78.4	5.4	77.33	78.7	5.8	76.76	78.2
02/07/2017 06:30	7.8	77.02	78.9	7.8	76.51	78.4	5.4	77.33	78.7	5.8	76.83	78.3
02/07/2017 06:40	7.8	77.03	78.9	7.8	76.53	78.4	5.4	77.39	78.8	5.8	76.85	78.3
02/07/2017 06:50	7.8	77.10	79.0	7.8	76.62	78.5	5.4	77.44	78.8	5.8	76.92	78.3
02/07/2017 07:00	7.8	77.13	79.1	7.8	76.63	78.5	5.4	77.48	78.9	5.8	76.94	78.3
02/07/2017 07:10	7.8	77.04	79.1	7.8	76.54	78.5	5.4	77.37	78.9	5.8	76.86	78.4
02/07/2017 07:20	7.8	77.03	79.1	7.8	76.50	78.5	5.4	77.30	78.9	5.8	76.77	78.4
02/07/2017 07:30	7.8	76.86	79.1	7.8	76.33	78.5	5.4	77.11	79.0	5.8	76.62	78.4
02/07/2017 07:40	7.8	76.63	79.0	7.8	76.08	78.5	5.4	76.88	78.9	5.8	76.36	78.4
02/07/2017 07:50	7.8	76.42	78.9	7.8	75.86	78.3	5.4	76.67	78.8	5.8	76.20	78.3
02/07/2017 08:00	7.8	76.36	78.8	7.8	75.78	78.2	5.4	76.62	78.7	5.8	76.09	78.2
02/07/2017 08:10	7.8	76.26	78.7	7.8	75.74	78.1	5.4	76.56	78.6	5.8	76.04	78.2
02/07/2017 08:20	7.8	76.16	78.6	7.8	75.64	78.1	5.4	76.46	78.5	5.8	75.94	78.0
02/07/2017 08:30	7.8	76.20	78.5	7.8	75.65	78.0	5.4	76.49	78.5	5.8	75.97	78.0
02/07/2017 08:40	7.8	76.20	78.5	7.8	75.64	78.0	5.4	76.52	78.5	5.8	75.98	77.9
02/07/2017 08:50	7.8	76.13	78.5	7.8	75.63	78.0	5.4	76.44	78.4	5.8	75.92	77.9
02/07/2017 09:00	7.8	76.08	78.5	7.8	75.59	77.9	5.4	76.42	78.5	5.8	75.92	77.8
02/07/2017 09:10	7.8	76.09	78.4	7.8	75.59	77.9	5.4	76.41	78.4	5.8	75.92	77.9
02/07/2017 09:20	7.8	76.20	78.4	7.8	75.69	77.9	5.4	76.58	78.4	5.8	76.02	77.8
02/07/2017 09:30	7.8	76.22	78.5	7.8	75.72	78.0	5.4	76.63	78.4	5.8	76.03	77.8
02/07/2017 09:40	7.8	76.33	78.5	7.8	75.81	78.0	5.4	76.65	78.4	5.8	76.16	77.9
02/07/2017 09:50	7.8	76.35	78.5	7.8	75.83	78.0	5.4	76.64	78.4	5.8	76.16	77.9
02/07/2017 10:00	7.8	76.38	78.5	7.8	75.85	78.0	5.4	76.70	78.5	5.8	76.20	77.9
02/07/2017 10:10	7.8	76.59	78.6	7.8	76.10	78.0	5.4	77.01	78.5	5.8	76.49	78.0
02/07/2017 10:20	7.8	76.77	78.7	7.8	76.33	78.1	5.4	77.27	78.6	5.8	76.71	78.1
02/07/2017 10:30	7.8	76.65	78.8	7.8	76.20	78.2	5.4	77.04	78.7	5.8	76.53	78.1
02/07/2017 10:40	7.8	76.70	78.8	7.8	76.25	78.3	5.4	77.11	78.7	5.8	76.60	78.1
02/07/2017 10:50	7.8	76.72	78.9	7.8	76.30	78.3	5.4	77.18	78.7	5.8	76.63	78.2
02/07/2017 11:00	7.8	76.74	78.9	7.8	76.32	78.3	5.4	77.21	78.7	5.8	76.69	78.2
02/07/2017 11:10	7.8	76.76	78.9	7.8	76.31	78.3	5.4	77.21	78.8	5.8	76.67	78.3
02/07/2017 11:20	7.8	76.77	79.0	7.8	76.33	78.4	5.4	77.24	78.8	5.8	76.69	78.3
02/07/2017 11:30	7.8	76.83	78.9	7.8	76.37	78.4	5.4	77.31	78.8	5.8	76.76	78.3
02/07/2017 11:40	7.8	76.93	79.0	7.8	76.49	78.4	5.4	77.37	78.8	5.8	76.86	78.3

Date/Time	HW9i F	HW9i T	HW9o	HW10i F	HW10i T	HW10o	HW11i F	HW11i T	HW11o	HW12i F	HW12i T	HW12o
02/07/2017 11:50	7.8	77.00	79.0	7.8	76.59	78.4	5.4	77.50	78.9	5.8	76.97	78.4
02/07/2017 12:00	7.8	77.12	79.1	7.8	76.72	78.5	5.4	77.65	79.0	5.8	77.11	78.4
02/07/2017 12:10	7.8	77.22	79.2	7.8	76.81	78.6	5.4	77.72	79.0	5.8	77.18	78.5
02/07/2017 12:20	7.8	77.27	79.2	7.8	76.84	78.7	5.4	77.78	79.0	5.8	77.21	78.5
02/07/2017 12:30	7.8	77.34	79.3	7.8	76.91	78.7	5.4	77.85	79.1	5.8	77.30	78.6
02/07/2017 12:40	7.8	77.43	79.3	7.8	77.00	78.8	5.4	77.96	79.2	5.8	77.40	78.7
02/07/2017 12:50	7.8	77.50	79.3	7.8	77.10	78.9	5.4	78.03	79.3	5.8	77.51	78.7
02/07/2017 13:00	7.8	77.58	79.4	7.8	77.17	78.9	5.4	78.13	79.4	5.8	77.57	78.8
02/07/2017 13:10	7.8	77.71	79.6	7.8	77.32	79.0	5.4	78.29	79.4	5.8	77.72	78.9
02/07/2017 13:20	7.8	77.73	79.6	7.8	77.40	79.0	5.4	78.33	79.5	5.8	77.74	79.0
02/07/2017 13:30	7.8	77.82	79.7	7.8	77.44	79.2	5.4	78.43	79.5	5.8	77.86	79.0
02/07/2017 13:40	7.8	77.90	79.8	7.8	77.53	79.2	5.4	78.52	79.6	5.8	77.98	79.1
02/07/2017 13:50	7.8	78.05	79.8	7.8	77.66	79.3	5.4	78.66	79.7	5.8	78.06	79.2
02/07/2017 14:00	7.8	78.09	79.9	7.8	77.72	79.4	5.4	78.72	79.7	5.8	78.12	79.2
02/07/2017 14:10	7.8	78.13	80.0	7.8	77.73	79.5	5.4	78.76	79.8	5.8	78.17	79.3
02/07/2017 14:20	7.8	78.17	80.0	7.8	77.80	79.5	5.4	78.81	79.9	5.8	78.23	79.4
02/07/2017 14:30	7.8	78.18	80.1	7.8	77.78	79.5	5.4	78.79	79.9	5.8	78.23	79.4
02/07/2017 14:40	7.8	78.14	80.2	7.8	77.73	79.6	5.4	78.71	80.0	5.8	78.14	79.4
02/07/2017 14:50	7.8	78.15	80.2	7.8	77.73	79.6	5.4	78.76	80.0	5.8	78.18	79.5
02/07/2017 15:00	7.8	78.19	80.2	7.8	77.79	79.6	5.4	78.83	80.0	5.8	78.23	79.5
02/07/2017 15:10	7.8	78.23	80.2	7.8	77.83	79.6	5.3	78.86	80.0	5.8	78.27	79.5
02/07/2017 15:20	7.8	78.17	80.2	7.8	77.77	79.6	5.4	78.77	80.0	5.8	78.18	79.5
02/07/2017 15:30	7.8	77.93	80.2	7.8	77.53	79.7	5.4	78.48	80.0	5.8	77.92	79.5
02/07/2017 15:40	7.8	77.71	80.2	7.7	77.29	79.6	5.4	78.22	80.0	5.8	77.66	79.5
02/07/2017 15:50	7.8	77.46	80.0	7.7	76.99	79.5	5.4	77.90	79.9	5.8	77.35	79.3
02/07/2017 16:00	7.8	77.22	79.8	7.7	76.75	79.3	5.4	77.67	79.8	5.8	77.13	79.3
02/07/2017 16:10	7.9	76.90	79.7	7.7	76.43	79.1	5.4	77.32	79.7	5.8	76.78	79.1
02/07/2017 16:20	7.9	76.69	79.5	7.7	76.20	79.0	5.4	77.06	79.5	5.8	76.55	79.0
02/07/2017 16:30	7.9	76.44	79.3	7.7	75.95	78.8	5.4	76.81	79.4	5.8	76.26	78.7
02/07/2017 16:40	7.9	76.20	79.1	7.7	75.69	78.6	5.4	76.52	79.2	5.8	76.01	78.6
02/07/2017 16:50	7.9	75.90	78.9	7.7	75.36	78.4	5.3	76.17	79.1	5.8	75.65	78.4
02/07/2017 17:00	7.8	75.64	78.7	7.7	75.07	78.1	5.4	75.83	78.9	5.8	75.35	78.3
02/07/2017 17:10	7.9	75.30	78.5	7.7	74.75	78.0	5.4	75.47	78.6	5.8	74.98	78.1
02/07/2017 17:20	7.8	75.01	78.3	7.7	74.45	77.7	5.4	75.15	78.5	5.8	74.68	77.9
02/07/2017 17:30	7.9	74.73	78.1	7.7	74.15	77.6	5.4	74.85	78.3	5.8	74.39	77.6
02/07/2017 17:40	7.8	74.44	77.8	7.7	73.85	77.3	5.4	74.53	78.0	5.8	74.06	77.4
02/07/2017 17:50	7.8	74.13	77.6	7.7	73.55	77.1	5.4	74.22	77.9	5.8	73.77	77.1
02/07/2017 18:00	7.9	73.85	77.4	7.7	73.23	76.8	5.4	73.92	77.6	5.8	73.49	77.0
02/07/2017 18:10	7.9	73.56	77.1	7.7	72.96	76.6	5.4	73.61	77.5	5.8	73.18	76.8
02/07/2017 18:20	7.9	73.28	76.9	7.7	72.60	76.3	5.4	73.30	77.2	5.8	72.88	76.5
02/07/2017 18:30	7.8	73.06	76.7	7.7	72.41	76.1	5.4	73.11	77.0	5.8	72.68	76.2
02/07/2017 18:40	7.9	72.80	76.4	7.7	72.17	75.9	5.4	72.84	76.8	5.8	72.40	76.1
02/07/2017 18:50	7.9	72.60	76.2	7.7	71.96	75.7	5.4	72.65	76.6	5.8	72.20	75.9
02/07/2017 19:00	7.8	72.44	76.0	7.7	71.77	75.5	5.4	72.46	76.4	5.8	72.05	75.7
02/07/2017 19:10	7.9	72.18	75.9	7.7	71.53	75.3	5.4	72.20	76.3	5.8	71.75	75.5
02/07/2017 19:20	7.9	71.89	75.7	7.7	71.23	75.1	5.4	71.89	76.1	5.8	71.45	75.4
02/07/2017 19:30	7.9	71.64	75.5	7.7	70.98	74.9	5.4	71.63	75.8	5.8	71.19	75.2
02/07/2017 19:40	7.9	71.39	75.2	7.7	70.71	74.7	5.4	71.36	75.7	5.8	70.93	74.9
02/07/2017 19:50	7.9	71.13	75.1	7.7	70.45	74.5	5.4	71.10	75.5	5.8	70.64	74.7
02/07/2017 20:00	7.9	70.91	74.8	7.7	70.22	74.2	5.4	70.88	75.3	5.8	70.42	74.5
02/07/2017 20:10	7.9	70.71	74.6	7.7	70.03	74.0	5.4	70.65	75.1	5.8	70.24	74.4
02/07/2017 20:20	7.9	70.53	74.5	7.7	69.86	73.9	5.4	70.52	74.9	5.8	70.05	74.1
02/07/2017 20:30	7.9	70.36	74.3	7.7	69.67	73.7	5.4	70.31	74.8	5.8	69.86	74.0
02/07/2017 20:40	7.9	70.17	74.1	7.7	69.49	73.5	5.4	70.13	74.6	5.8	69.67	73.9
02/07/2017 20:50	7.9	69.94	73.9	7.7	69.26	73.4	5.4	69.86	74.5	5.8	69.44	73.7

Date/Time	HW9i F	HW9i T	HW9o	HW10i F	HW10i T	HW10o	HW11i F	HW11i T	HW11o	HW12i F	HW12i T	HW12o
02/07/2017 21:00	7.9	69.76	73.8	7.7	69.07	73.2	5.4	69.69	74.3	5.8	69.26	73.5
02/07/2017 21:10	7.9	69.56	73.6	7.7	68.87	73.1	5.4	69.51	74.2	5.8	69.05	73.4
02/07/2017 21:20	7.9	69.41	73.4	7.7	68.69	72.9	5.4	69.32	74.0	5.8	68.90	73.2
02/07/2017 21:30	7.9	69.29	73.3	7.7	68.60	72.8	5.4	69.20	73.9	5.8	68.79	73.0
02/07/2017 21:40	7.9	69.12	73.1	7.7	68.47	72.6	5.4	69.06	73.7	5.8	68.62	72.9
02/07/2017 21:50	7.9	69.01	73.0	7.7	68.34	72.5	5.4	68.96	73.6	5.8	68.51	72.8
02/07/2017 22:00	7.9	68.87	72.9	7.7	68.19	72.3	5.4	68.79	73.4	5.8	68.38	72.6
02/07/2017 22:10	7.9	68.68	72.7	7.7	67.99	72.2	5.4	68.60	73.3	5.8	68.19	72.5
02/07/2017 22:20	7.9	68.48	72.6	7.7	67.83	72.1	5.4	68.42	73.2	5.8	67.99	72.3
02/07/2017 22:30	7.9	68.31	72.5	7.7	67.64	71.9	5.4	68.23	73.1	5.8	67.82	72.2
02/07/2017 22:40	7.9	68.10	72.3	7.7	67.45	71.7	5.4	68.03	72.9	5.8	67.62	72.1
02/07/2017 22:50	7.9	67.95	72.1	7.7	67.29	71.7	5.4	67.90	72.7	5.8	67.49	72.0
02/07/2017 23:00	7.9	67.77	72.0	7.7	67.16	71.5	5.4	67.72	72.7	5.8	67.31	71.8
02/07/2017 23:10	7.9	67.66	71.9	7.7	66.99	71.3	5.4	67.59	72.5	5.8	67.19	71.6
02/07/2017 23:20	7.9	67.52	71.8	7.7	66.89	71.2	5.4	67.47	72.4	5.8	67.06	71.5
02/07/2017 23:30	7.9	67.39	71.6	7.7	66.73	71.1	5.4	67.27	72.3	5.8	66.86	71.5
02/07/2017 23:40	7.9	67.20	71.5	7.7	66.57	70.9	5.4	67.13	72.2	5.8	66.72	71.3
02/07/2017 23:50	7.9	67.07	71.4	7.7	66.44	70.8	5.4	66.99	72.0	5.8	66.58	71.1
02/08/2017 00:00	7.9	66.96	71.3	7.7	66.29	70.7	5.4	66.87	71.9	5.8	66.48	71.0
02/08/2017 00:10	7.9	66.83	71.1	7.7	66.21	70.6	5.4	66.77	71.7	5.8	66.38	70.9
02/08/2017 00:20	7.9	66.73	71.0	7.7	66.12	70.4	5.4	66.68	71.6	5.8	66.27	70.8
02/08/2017 00:30	7.9	66.66	70.9	7.7	65.97	70.3	5.4	66.56	71.5	5.8	66.15	70.7
02/08/2017 00:40	7.9	66.52	70.8	7.7	65.87	70.3	5.4	66.43	71.4	5.8	66.04	70.5
02/08/2017 00:50	7.9	66.37	70.7	7.7	65.73	70.1	5.4	66.28	71.3	5.8	65.87	70.4
02/08/2017 01:00	7.9	66.22	70.6	7.7	65.57	70.0	5.4	66.10	71.2	5.8	65.72	70.3
02/08/2017 01:10	7.9	66.06	70.4	7.7	65.38	69.9	5.4	65.92	71.1	5.8	65.53	70.3
02/08/2017 01:20	7.9	65.90	70.3	7.7	65.23	69.7	5.4	65.77	70.9	5.8	65.39	70.1
02/08/2017 01:30	7.9	65.75	70.2	7.7	65.11	69.7	5.4	65.64	70.8	5.8	65.24	70.0
02/08/2017 01:40	7.9	65.64	70.1	7.7	64.99	69.5	5.4	65.53	70.7	5.8	65.10	69.8
02/08/2017 01:50	7.9	65.51	69.9	7.7	64.90	69.4	5.4	65.40	70.6	5.8	65.00	69.7
02/08/2017 02:00	7.9	65.38	69.8	7.7	64.76	69.2	5.4	65.25	70.5	5.8	64.86	69.6
02/08/2017 02:10	7.9	65.31	69.7	7.7	64.64	69.1	5.4	65.17	70.4	5.8	64.75	69.6
02/08/2017 02:20	7.9	65.17	69.6	7.7	64.51	69.0	5.4	65.02	70.3	5.8	64.65	69.4
02/08/2017 02:30	7.9	65.04	69.5	7.7	64.38	68.9	5.4	64.89	70.2	5.8	64.50	69.3
02/08/2017 02:40	7.9	64.93	69.4	7.7	64.25	68.8	5.4	64.76	70.1	5.8	64.37	69.2
02/08/2017 02:50	7.9	64.76	69.2	7.7	64.13	68.7	5.4	64.63	70.0	5.8	64.24	69.0
02/08/2017 03:00	7.9	64.72	69.1	7.7	64.06	68.6	5.4	64.55	69.9	5.9	64.17	69.0
02/08/2017 03:10	7.9	64.61	69.1	7.7	63.95	68.5	5.4	64.48	69.8	5.8	64.10	68.9
02/08/2017 03:20	7.9	64.48	69.0	7.7	63.83	68.4	5.4	64.36	69.6	5.8	63.97	68.8
02/08/2017 03:30	7.9	64.42	68.9	7.7	63.83	68.3	5.4	64.33	69.6	5.9	63.92	68.7
02/08/2017 03:40	7.9	64.37	68.8	7.7	63.71	68.2	5.4	64.24	69.5	5.9	63.83	68.6
02/08/2017 03:50	7.9	64.28	68.7	7.7	63.63	68.2	5.4	64.15	69.5	5.9	63.75	68.5
02/08/2017 04:00	7.9	64.15	68.7	7.7	63.50	68.1	5.4	64.02	69.4	5.8	63.65	68.5
02/08/2017 04:10	7.9	64.06	68.5	7.7	63.43	68.0	5.4	63.92	69.3	5.8	63.55	68.4
02/08/2017 04:20	7.9	63.97	68.4	7.7	63.30	67.9	5.4	63.83	69.2	5.9	63.41	68.3
02/08/2017 04:30	7.9	63.82	68.4	7.7	63.19	67.8	5.4	63.67	69.1	5.9	63.30	68.2
02/08/2017 04:40	7.9	63.75	68.3	7.7	63.10	67.8	5.4	63.59	69.1	5.9	63.19	68.2
02/08/2017 04:50	7.9	63.63	68.2	7.7	62.96	67.6	5.4	63.46	68.9	5.8	63.10	68.0
02/08/2017 05:00	7.9	63.54	68.1	7.7	62.87	67.5	5.4	63.38	68.9	5.9	63.01	67.9
02/08/2017 05:10	7.9	63.40	68.0	7.8	62.74	67.4	5.4	63.23	68.7	5.9	62.84	67.8
02/08/2017 05:20	7.9	63.30	67.9	7.7	62.62	67.3	5.4	63.14	68.7	5.9	62.76	67.7
02/08/2017 05:30	7.9	63.20	67.8	7.7	62.51	67.2	5.4	63.00	68.5	5.8	62.64	67.6
02/08/2017 05:40	7.9	63.13	67.6	7.7	62.47	67.1	5.4	62.92	68.4	5.9	62.55	67.5
02/08/2017 05:50	7.9	62.99	67.6	7.7	62.31	67.0	5.4	62.81	68.4	5.9	62.41	67.3
02/08/2017 06:00	7.9	62.95	67.5	7.7	62.28	66.9	5.4	62.78	68.3	5.9	62.38	67.3

Date/Time	HW9i F	HW9i T	HW9o	HW10i F	HW10i T	HW10o	HW11i F	HW11i T	HW11o	HW12i F	HW12i T	HW12o
02/08/2017 06:10	7.9	62.77	67.4	7.7	62.13	66.9	5.4	62.61	68.3	5.9	62.23	67.3
02/08/2017 06:20	7.9	62.75	67.4	7.7	62.10	66.8	5.4	62.59	68.1	5.9	62.20	67.2
02/08/2017 06:30	7.9	62.69	67.3	7.7	62.05	66.7	5.4	62.54	68.1	5.9	62.15	67.1
02/08/2017 06:40	7.9	62.69	67.2	7.7	62.02	66.6	5.4	62.52	67.9	5.9	62.13	67.1
02/08/2017 06:50	7.9	62.66	67.1	7.7	62.01	66.5	5.4	62.51	67.9	5.9	62.11	67.0
02/08/2017 07:00	7.9	62.59	67.0	7.7	61.91	66.5	5.4	62.41	67.9	5.9	62.02	66.9
02/08/2017 07:10	7.9	62.48	67.0	7.7	61.81	66.5	5.4	62.29	67.8	5.9	61.90	66.9
02/08/2017 07:20	7.9	62.35	66.9	7.7	61.71	66.4	5.4	62.21	67.8	5.9	61.81	66.8
02/08/2017 07:30	7.9	62.34	66.9	7.7	61.66	66.4	5.4	62.18	67.6	5.9	61.77	66.8
02/08/2017 07:40	7.9	62.24	66.8	7.7	61.54	66.2	5.4	62.05	67.7	5.9	61.65	66.6
02/08/2017 07:50	7.9	62.27	66.7	7.7	61.57	66.2	5.4	62.13	67.5	5.9	61.70	66.6
02/08/2017 08:00	7.9	62.15	66.7	7.7	61.45	66.1	5.4	61.96	67.5	5.9	61.59	66.6
02/08/2017 08:10	7.9	62.08	66.6	7.7	61.42	66.1	5.4	61.92	67.4	5.9	61.53	66.5
02/08/2017 08:20	7.9	62.08	66.6	7.7	61.44	66.1	5.4	61.97	67.4	5.9	61.58	66.4
02/08/2017 08:30	7.9	62.05	66.5	7.7	61.42	66.0	5.5	61.92	67.3	5.9	61.54	66.3
02/08/2017 08:40	7.9	62.03	66.5	7.7	61.37	66.0	5.4	61.90	67.3	5.9	61.48	66.3
02/08/2017 08:50	7.9	62.01	66.5	7.7	61.34	65.9	5.4	61.87	67.3	5.9	61.45	66.3
02/08/2017 09:00	7.9	61.93	66.5	7.7	61.23	65.8	5.4	61.73	67.2	5.9	61.33	66.3
02/08/2017 09:10	7.9	61.94	66.4	7.7	61.24	65.8	5.4	61.76	67.1	5.9	61.34	66.2
02/08/2017 09:20	7.9	61.83	66.3	7.7	61.14	65.8	5.5	61.65	67.1	5.9	61.28	66.2
02/08/2017 09:30	7.9	61.83	66.3	7.7	61.15	65.7	5.4	61.65	67.0	5.9	61.26	66.1
02/08/2017 09:40	7.9	61.77	66.3	7.7	61.12	65.7	5.4	61.59	67.0	5.9	61.20	66.1
02/08/2017 09:50	7.9	61.72	66.2	7.7	61.07	65.7	5.4	61.55	67.0	5.9	61.16	66.0
02/08/2017 10:00	7.9	61.68	66.2	7.7	61.05	65.6	5.4	61.52	67.0	5.9	61.12	66.0
02/08/2017 10:10	7.9	61.65	66.1	7.7	61.02	65.6	5.4	61.52	66.9	5.9	61.12	66.0
02/08/2017 10:20	7.9	61.59	66.1	7.7	60.90	65.5	5.4	61.40	66.8	5.9	61.00	65.9
02/08/2017 10:30	7.9	61.53	66.1	7.7	60.84	65.5	5.5	61.35	66.7	5.9	60.95	65.8
02/08/2017 10:40	7.9	61.53	66.0	7.7	60.87	65.4	5.5	61.40	66.8	5.9	60.99	65.8
02/08/2017 10:50	7.9	61.62	65.9	7.7	60.95	65.4	5.5	61.52	66.8	5.9	61.10	65.8
02/08/2017 11:00	7.9	61.64	66.0	7.7	60.99	65.4	5.5	61.53	66.7	5.9	61.12	65.7
02/08/2017 11:10	7.9	61.68	66.0	7.7	61.07	65.4	5.4	61.57	66.7	5.9	61.18	65.8
02/08/2017 11:20	7.9	61.79	66.0	7.7	61.14	65.5	5.4	61.70	66.7	5.9	61.30	65.8
02/08/2017 11:30	7.9	61.80	66.0	7.7	61.13	65.5	5.4	61.66	66.7	5.9	61.30	65.8
02/08/2017 11:40	7.9	61.80	66.0	7.7	61.13	65.5	5.4	61.65	66.7	5.9	61.28	65.8
02/08/2017 11:50	7.9	61.74	66.0	7.7	61.11	65.5	5.4	61.61	66.7	5.9	61.22	65.8
02/08/2017 12:00	7.9	61.73	66.0	7.7	61.13	65.5	5.4	61.63	66.7	5.9	61.23	65.8
02/08/2017 12:10	7.9	61.73	66.0	7.7	61.12	65.5	5.4	61.60	66.8	5.9	61.22	65.9
02/08/2017 12:20	7.9	61.69	66.0	7.7	61.05	65.4	5.4	61.56	66.7	5.9	61.16	65.8
02/08/2017 12:30	7.9	61.66	66.0	7.7	61.04	65.4	5.4	61.54	66.7	5.9	61.14	65.7
02/08/2017 12:40	7.9	61.57	65.9	7.7	60.90	65.4	5.4	61.41	66.6	5.9	61.02	65.7
02/08/2017 12:50	7.9	61.50	65.9	7.7	60.82	65.3	5.4	61.31	66.7	5.9	60.93	65.7
02/08/2017 13:00	7.9	61.46	65.9	7.7	60.81	65.3	5.4	61.30	66.6	5.9	60.91	65.7
02/08/2017 13:10	7.9	61.34	65.8	7.7	60.67	65.2	5.4	61.13	66.5	5.9	60.76	65.6
02/08/2017 13:20	7.9	61.18	65.7	7.7	60.48	65.2	5.4	60.93	66.4	5.9	60.54	65.6
02/08/2017 13:30	7.9	60.89	65.6	7.7	60.19	65.1	5.4	60.63	66.4	5.9	60.27	65.4
02/08/2017 13:40	7.9	60.67	65.4	7.7	59.97	64.9	5.4	60.39	66.3	5.9	60.01	65.3
02/08/2017 13:50	7.9	60.44	65.3	7.7	59.74	64.8	5.4	60.20	66.2	5.9	59.82	65.2
02/08/2017 14:00	7.9	60.26	65.2	7.7	59.55	64.6	5.4	59.95	66.0	5.9	59.58	65.0
02/08/2017 14:10	7.9	60.13	65.0	7.7	59.44	64.4	5.4	59.83	65.9	5.9	59.48	64.9
02/08/2017 14:20	7.9	59.92	64.8	7.7	59.21	64.3	5.4	59.62	65.7	5.9	59.25	64.8
02/08/2017 14:30	7.9	59.67	64.7	7.7	58.98	64.2	5.4	59.39	65.6	5.9	59.02	64.6
02/08/2017 14:40	7.9	59.56	64.6	7.7	58.83	64.0	5.4	59.24	65.5	5.9	58.88	64.5
02/08/2017 14:50	7.9	59.36	64.4	7.7	58.66	63.8	5.4	59.05	65.3	5.9	58.67	64.3
02/08/2017 15:00	7.9	59.24	64.3	7.7	58.50	63.7	5.4	58.89	65.2	5.9	58.57	64.2
02/08/2017 15:10	7.9	59.06	64.1	7.8	58.36	63.6	5.4	58.75	65.1	5.9	58.37	64.1

Date/Time	HW9i F	HW9i T	HW9o	HW10i F	HW10i T	HW10o	HW11i F	HW11i T	HW11o	HW12i F	HW12i T	HW12o
02/08/2017 15:20	7.9	58.92	64.0	7.7	58.21	63.4	5.4	58.61	64.9	5.9	58.27	63.9
02/08/2017 15:30	7.9	58.74	63.9	7.8	58.04	63.3	5.4	58.44	64.8	5.9	58.10	63.9
02/08/2017 15:40	7.9	58.66	63.8	7.7	57.98	63.2	5.5	58.37	64.7	5.9	58.02	63.7
02/08/2017 15:50	7.9	58.63	63.6	7.8	57.92	63.1	5.5	58.32	64.5	5.9	58.02	63.6
02/08/2017 16:00	7.9	58.58	63.5	7.8	57.85	63.0	5.4	58.28	64.6	5.9	57.94	63.6
02/08/2017 16:10	7.9	58.53	63.5	7.8	57.83	62.9	5.4	58.25	64.5	5.9	57.92	63.5
02/08/2017 16:20	7.9	58.48	63.4	7.8	57.82	62.9	5.4	58.21	64.4	5.9	57.87	63.4
02/08/2017 16:30	7.9	58.33	63.4	7.8	57.67	62.7	5.5	58.03	64.3	5.9	57.70	63.3
02/08/2017 16:40	7.9	58.25	63.3	7.8	57.55	62.7	5.4	57.94	64.3	5.9	57.59	63.2
02/08/2017 16:50	7.9	58.14	63.2	7.8	57.50	62.6	5.4	57.83	64.2	5.9	57.51	63.1
02/08/2017 17:00	7.9	58.02	63.1	7.8	57.36	62.6	5.4	57.73	64.1	5.9	57.38	63.0
02/08/2017 17:10	7.9	58.00	63.0	7.8	57.29	62.5	5.4	57.65	64.0	5.9	57.33	62.9
02/08/2017 17:20	7.9	57.86	62.9	7.8	57.15	62.4	5.4	57.55	63.9	5.9	57.19	62.8
02/08/2017 17:30	7.9	57.74	62.9	7.8	57.05	62.2	5.5	57.41	63.8	5.9	57.05	62.8
02/08/2017 17:40	7.9	57.72	62.8	7.8	57.01	62.2	5.5	57.34	63.7	5.9	57.01	62.7
02/08/2017 17:50	7.9	57.63	62.6	7.8	56.91	62.1	5.5	57.30	63.6	5.9	56.93	62.6
02/08/2017 18:00	7.9	57.50	62.6	7.8	56.80	62.0	5.5	57.15	63.5	5.9	56.83	62.6
02/08/2017 18:10	7.9	57.40	62.4	7.8	56.70	61.9	5.5	57.07	63.5	5.9	56.72	62.5
02/08/2017 18:20	7.9	57.31	62.4	7.8	56.60	61.8	5.5	56.92	63.4	5.9	56.63	62.4
02/08/2017 18:30	7.9	57.23	62.3	7.8	56.53	61.7	5.5	56.90	63.4	5.9	56.57	62.3
02/08/2017 18:40	7.9	57.18	62.2	7.8	56.47	61.6	5.5	56.86	63.2	5.9	56.54	62.3
02/08/2017 18:50	7.9	57.11	62.1	7.8	56.42	61.6	5.5	56.80	63.2	5.9	56.43	62.1
02/08/2017 19:00	7.9	56.99	62.1	7.8	56.30	61.5	5.5	56.68	63.2	5.9	56.34	62.0
02/08/2017 19:10	7.9	56.91	62.0	7.8	56.20	61.5	5.5	56.57	63.0	5.9	56.24	62.0
02/08/2017 19:20	7.9	56.77	62.0	7.8	56.07	61.4	5.5	56.39	62.9	5.9	56.07	61.8
02/08/2017 19:30	7.9	56.68	61.8	7.8	56.00	61.3	5.5	56.34	62.8	5.9	56.02	61.8
02/08/2017 19:40	7.9	56.61	61.7	7.8	55.89	61.2	5.5	56.23	62.9	5.9	55.92	61.8
02/08/2017 19:50	7.9	56.49	61.6	7.8	55.79	61.1	5.5	56.11	62.7	5.9	55.80	61.6
02/08/2017 20:00	7.9	56.32	61.5	7.8	55.61	61.0	5.5	55.95	62.6	5.9	55.63	61.5
02/08/2017 20:10	7.9	56.22	61.5	7.8	55.51	60.9	5.5	55.88	62.5	5.9	55.55	61.5
02/08/2017 20:20	7.9	56.09	61.3	7.8	55.37	60.8	5.5	55.70	62.5	5.9	55.39	61.4
02/08/2017 20:30	7.9	55.87	61.2	7.8	55.16	60.6	5.5	55.46	62.4	5.9	55.16	61.2
02/08/2017 20:40	7.9	55.68	61.1	7.8	54.94	60.5	5.5	55.24	62.2	5.9	54.95	61.2
02/08/2017 20:50	7.9	55.57	61.0	7.8	54.83	60.4	5.5	55.13	62.0	5.9	54.83	61.0
02/08/2017 21:00	7.9	55.38	60.9	7.8	54.68	60.2	5.5	54.98	61.9	5.9	54.67	60.9
02/08/2017 21:10	7.9	55.24	60.7	7.8	54.48	60.1	5.5	54.79	61.8	5.9	54.49	60.7
02/08/2017 21:20	7.9	55.08	60.5	7.8	54.38	59.9	5.5	54.67	61.7	5.9	54.37	60.5
02/08/2017 21:30	7.9	55.02	60.4	7.8	54.30	59.8	5.5	54.62	61.6	6.0	54.28	60.5
02/08/2017 21:40	7.9	54.94	60.4	7.8	54.21	59.7	5.5	54.52	61.5	6.0	54.22	60.3
02/08/2017 21:50	7.9	54.88	60.3	7.8	54.15	59.6	5.5	54.50	61.4	6.0	54.20	60.2
02/08/2017 22:00	7.9	54.82	60.2	7.8	54.13	59.6	5.5	54.43	61.4	6.0	54.13	60.2
02/08/2017 22:10	7.9	54.78	60.1	7.8	54.11	59.5	5.5	54.40	61.2	6.0	54.08	60.2
02/08/2017 22:20	7.9	54.66	60.1	7.8	53.99	59.4	5.5	54.27	61.1	6.0	53.97	60.1
02/08/2017 22:30	7.9	54.61	60.0	7.8	53.90	59.3	5.5	54.20	61.1	6.0	53.91	60.0
02/08/2017 22:40	7.9	54.46	59.9	7.8	53.78	59.3	5.5	54.06	61.0	6.0	53.77	59.9
02/08/2017 22:50	7.9	54.34	59.8	7.8	53.66	59.2	5.5	53.93	61.0	6.0	53.64	59.9
02/08/2017 23:00	7.9	54.27	59.8	7.8	53.56	59.1	5.5	53.86	60.8	6.0	53.56	59.6
02/08/2017 23:10	7.9	54.11	59.6	7.8	53.41	59.0	5.5	53.67	60.8	6.0	53.37	59.7
02/08/2017 23:20	7.9	53.96	59.5	7.8	53.24	58.9	5.5	53.51	60.7	6.0	53.22	59.6
02/08/2017 23:30	7.9	53.80	59.5	7.8	53.09	58.8	5.5	53.37	60.6	6.0	53.07	59.5
02/08/2017 23:40	7.9	53.72	59.3	7.8	52.99	58.7	5.5	53.30	60.5	6.0	53.00	59.4
02/08/2017 23:50	7.9	53.63	59.2	7.8	52.84	58.5	5.5	53.16	60.4	6.0	52.87	59.3
02/09/2017 00:00	7.9	53.54	59.1	7.8	52.77	58.5	5.5	53.05	60.3	6.0	52.77	59.2
02/09/2017 00:10	7.9	53.43	59.0	7.8	52.69	58.5	5.5	53.01	60.2	6.0	52.68	59.0
02/09/2017 00:20	7.9	53.32	58.9	7.8	52.59	58.3	5.5	52.89	60.1	6.0	52.59	58.9

Date/Time	HW9i F	HW9i T	HW9o	HW10i F	HW10i T	HW10o	HW11i F	HW11i T	HW11o	HW12i F	HW12i T	HW12o
02/09/2017 00:30	7.9	53.21	58.9	7.8	52.43	58.2	5.5	52.73	60.0	6.0	52.45	58.9
02/09/2017 00:40	7.9	53.10	58.7	7.8	52.35	58.1	5.5	52.61	59.9	6.0	52.33	58.8
02/09/2017 00:50	7.9	52.94	58.6	7.8	52.16	58.0	5.5	52.44	59.7	6.0	52.16	58.7
02/09/2017 01:00	7.9	52.82	58.6	7.8	52.10	57.9	5.5	52.34	59.7	6.0	52.04	58.6
02/09/2017 01:10	7.9	52.73	58.4	7.8	52.01	57.8	5.5	52.31	59.6	6.0	51.96	58.5
02/09/2017 01:20	7.9	52.73	58.4	7.8	51.94	57.6	5.5	52.25	59.5	6.0	51.92	58.4
02/09/2017 01:30	7.9	52.72	58.3	7.8	51.92	57.6	5.5	52.23	59.4	6.0	51.92	58.3
02/09/2017 01:40	7.9	52.67	58.2	7.8	51.90	57.6	5.5	52.19	59.4	6.0	51.90	58.2
02/09/2017 01:50	7.9	52.59	58.2	7.8	51.81	57.6	5.5	52.10	59.3	6.0	51.81	58.2
02/09/2017 02:00	7.9	52.47	58.1	7.8	51.74	57.4	5.5	52.02	59.3	6.0	51.72	58.2
02/09/2017 02:10	7.9	52.42	58.0	7.8	51.69	57.4	5.5	51.98	59.2	6.0	51.67	58.0
02/09/2017 02:20	7.9	52.34	57.9	7.8	51.54	57.3	5.5	51.84	59.1	6.0	51.55	58.0
02/09/2017 02:30	7.9	52.26	57.9	7.8	51.50	57.2	5.5	51.75	59.0	6.0	51.46	57.9
02/09/2017 02:40	7.9	52.14	57.8	7.8	51.41	57.2	5.5	51.68	58.9	6.0	51.34	57.8
02/09/2017 02:50	7.9	52.08	57.7	7.8	51.28	57.1	5.5	51.56	58.9	6.0	51.26	57.7
02/09/2017 03:00	7.9	51.99	57.6	7.8	51.23	57.0	5.5	51.47	58.9	6.0	51.17	57.7
02/09/2017 03:10	7.9	51.94	57.5	7.8	51.20	56.9	5.5	51.43	58.7	6.0	51.14	57.6
02/09/2017 03:20	7.9	51.91	57.5	7.8	51.13	56.8	5.5	51.41	58.6	6.0	51.10	57.5
02/09/2017 03:30	7.9	51.83	57.4	7.8	51.12	56.8	5.5	51.36	58.6	6.0	51.02	57.5
02/09/2017 03:40	7.9	51.78	57.4	7.8	51.03	56.7	5.5	51.33	58.6	6.0	51.02	57.4
02/09/2017 03:50	7.9	51.73	57.3	7.8	50.98	56.6	5.5	51.25	58.6	6.0	50.95	57.3
02/09/2017 04:00	7.9	51.65	57.3	7.8	50.88	56.7	5.5	51.15	58.4	6.0	50.84	57.3
02/09/2017 04:10	7.9	51.58	57.2	7.8	50.83	56.6	5.5	51.08	58.4	6.0	50.77	57.3
02/09/2017 04:20	7.9	51.52	57.2	7.8	50.83	56.5	5.5	51.03	58.2	6.0	50.73	57.2
02/09/2017 04:30	7.9	51.52	57.1	7.8	50.80	56.5	5.5	51.02	58.3	6.0	50.73	57.1
02/09/2017 04:40	7.9	51.48	57.0	7.8	50.74	56.4	5.5	51.02	58.3	6.0	50.67	57.1
02/09/2017 04:50	7.9	51.45	57.0	7.8	50.73	56.4	5.5	51.02	58.1	6.0	50.65	57.1
02/09/2017 05:00	7.9	51.43	57.0	7.8	50.73	56.4	5.5	51.02	58.1	6.0	50.63	57.0
02/09/2017 05:10	7.9	51.42	57.0	7.8	50.70	56.3	5.5	51.00	58.2	6.0	50.63	56.9
02/09/2017 05:20	7.9	51.42	56.9	7.8	50.69	56.3	5.5	51.00	58.0	6.0	50.63	56.9
02/09/2017 05:30	7.9	51.42	56.9	7.8	50.63	56.3	5.5	50.93	58.0	6.0	50.63	56.9
02/09/2017 05:40	7.9	51.42	56.9	7.8	50.63	56.2	5.5	50.91	58.0	6.0	50.59	56.9
02/09/2017 05:50	7.9	51.33	56.8	7.8	50.53	56.2	5.5	50.83	57.9	6.0	50.52	56.8
02/09/2017 06:00	7.9	51.30	56.8	7.8	50.52	56.2	5.5	50.81	57.9	6.0	50.50	56.8
02/09/2017 06:10	7.9	51.23	56.8	7.8	50.52	56.1	5.5	50.73	57.9	6.0	50.42	56.7
02/09/2017 06:20	7.9	51.16	56.7	7.8	50.40	56.1	5.5	50.67	57.9	6.0	50.34	56.7
02/09/2017 06:30	7.9	51.13	56.6	7.8	50.33	56.0	5.5	50.63	57.9	6.0	50.32	56.6
02/09/2017 06:40	7.9	51.11	56.6	7.8	50.32	56.0	5.5	50.61	57.7	6.0	50.29	56.7
02/09/2017 06:50	7.9	51.03	56.5	7.8	50.29	55.9	5.5	50.53	57.7	6.0	50.23	56.6
02/09/2017 07:00	7.9	50.99	56.5	7.8	50.23	55.9	5.5	50.48	57.7	6.0	50.18	56.5
02/09/2017 07:10	7.9	50.92	56.5	7.8	50.20	55.8	5.5	50.42	57.6	6.0	50.11	56.5
02/09/2017 07:20	7.9	50.86	56.4	7.8	50.12	55.8	5.5	50.38	57.6	6.0	50.06	56.5
02/09/2017 07:30	7.9	50.79	56.4	7.8	50.01	55.7	5.5	50.28	57.6	6.0	49.93	56.4
02/09/2017 07:40	7.9	50.70	56.3	7.8	49.94	55.7	5.5	50.19	57.5	6.0	49.90	56.3
02/09/2017 07:50	7.9	50.63	56.3	7.8	49.92	55.6	5.5	50.15	57.4	6.0	49.86	56.3
02/09/2017 08:00	7.9	50.63	56.2	7.8	49.92	55.5	5.5	50.20	57.4	6.0	49.90	56.2
02/09/2017 08:10	7.9	50.70	56.1	7.8	49.95	55.5	5.5	50.23	57.3	6.0	49.92	56.1
02/09/2017 08:20	7.9	50.69	56.1	7.8	49.93	55.5	5.5	50.22	57.3	6.0	49.92	56.1
02/09/2017 08:30	7.9	50.72	56.2	7.8	49.95	55.5	5.5	50.25	57.3	6.0	49.92	56.1
02/09/2017 08:40	7.9	50.77	56.1	7.8	50.01	55.5	5.5	50.32	57.3	6.0	49.97	56.1
02/09/2017 08:50	7.9	50.80	56.1	7.8	50.07	55.5	5.5	50.34	57.3	6.0	50.00	56.1
02/09/2017 09:00	7.9	50.83	56.2	7.8	50.12	55.5	5.5	50.41	57.3	6.0	50.09	56.1
02/09/2017 09:10	7.9	50.90	56.2	7.8	50.20	55.5	5.5	50.50	57.3	6.0	50.17	56.2
02/09/2017 09:20	7.9	50.97	56.2	7.8	50.25	55.6	5.5	50.56	57.3	6.0	50.26	56.2
02/09/2017 09:30	7.9	51.09	56.3	7.8	50.37	55.6	5.5	50.68	57.3	6.0	50.36	56.1

Date/Time	HW9i F	HW9i T	HW9o	HW10i F	HW10i T	HW10o	HW11i F	HW11i T	HW11o	HW12i F	HW12i T	HW12o
02/09/2017 09:40	7.9	51.20	56.3	7.8	50.48	55.6	5.5	50.83	57.4	6.0	50.48	56.3
02/09/2017 09:50	7.9	51.34	56.4	7.8	50.62	55.7	5.5	50.97	57.4	6.0	50.63	56.3
02/09/2017 10:00	7.9	51.44	56.5	7.8	50.73	55.8	5.5	51.07	57.4	6.1	50.73	56.4
02/09/2017 10:10	7.9	51.49	56.5	7.8	50.80	55.9	5.5	51.17	57.5	6.0	50.83	56.4
02/09/2017 10:20	7.9	51.67	56.6	7.8	50.97	56.0	5.5	51.36	57.6	6.0	51.00	56.5
02/09/2017 10:30	7.9	51.79	56.7	7.8	51.13	56.1	5.5	51.49	57.7	6.0	51.14	56.5
02/09/2017 10:40	7.9	51.98	56.8	7.8	51.28	56.1	5.5	51.69	57.8	6.0	51.35	56.7
02/09/2017 10:50	7.9	52.14	56.9	7.8	51.49	56.3	5.5	51.90	57.9	6.0	51.56	56.7
02/09/2017 11:00	7.9	52.28	57.0	7.8	51.62	56.4	5.5	52.06	57.9	6.0	51.70	56.8
02/09/2017 11:10	7.9	52.47	57.2	7.8	51.84	56.5	5.5	52.30	58.1	6.0	51.94	56.9
02/09/2017 11:20	7.9	52.60	57.2	7.8	51.97	56.6	5.5	52.39	58.2	6.0	52.02	57.1
02/09/2017 11:30	7.9	52.79	57.4	7.8	52.13	56.7	5.5	52.60	58.2	6.0	52.23	57.2
02/09/2017 11:40	7.9	52.91	57.5	7.8	52.29	56.9	5.5	52.71	58.3	6.0	52.34	57.3
02/09/2017 11:50	7.9	53.07	57.6	7.8	52.42	57.0	5.5	52.88	58.4	6.0	52.49	57.4
02/09/2017 12:00	7.9	53.25	57.7	7.8	52.59	57.1	5.5	53.08	58.5	6.0	52.69	57.6
02/09/2017 12:10	7.9	53.33	57.9	7.8	52.73	57.2	5.5	53.14	58.7	6.0	52.80	57.7
02/09/2017 12:20	7.9	53.45	58.0	7.8	52.82	57.3	5.5	53.28	58.7	6.0	52.95	57.8
02/09/2017 12:30	7.9	53.58	58.1	7.8	52.95	57.4	5.5	53.45	58.8	6.0	53.06	57.9
02/09/2017 12:40	7.9	53.74	58.2	7.8	53.18	57.6	5.5	53.66	58.9	6.0	53.27	58.1
02/09/2017 12:50	7.9	53.92	58.3	7.8	53.34	57.7	5.5	53.82	59.1	6.0	53.44	58.2
02/09/2017 13:00	7.9	54.05	58.4	7.8	53.51	57.8	5.5	54.02	59.2	6.0	53.63	58.2
02/09/2017 13:10	7.9	54.27	58.5	7.8	53.79	57.9	5.5	54.36	59.3	6.0	53.94	58.3
02/09/2017 13:20	7.9	54.55	58.7	7.8	54.11	58.1	5.5	54.76	59.4	6.0	54.29	58.5
02/09/2017 13:30	7.9	54.75	58.9	7.8	54.30	58.3	5.5	54.88	59.5	6.0	54.44	58.7
02/09/2017 13:40	7.9	54.97	59.1	7.8	54.47	58.5	5.5	55.04	59.7	6.0	54.63	58.8
02/09/2017 13:50	7.9	55.18	59.2	7.8	54.74	58.6	5.5	55.39	59.8	6.0	54.95	58.9
02/09/2017 14:00	7.9	55.53	59.4	7.8	55.12	58.8	5.5	55.84	60.1	6.0	55.33	59.2
02/09/2017 14:10	7.9	55.67	59.6	7.8	55.18	59.0	5.5	55.80	60.2	6.0	55.34	59.4
02/09/2017 14:20	7.9	55.85	59.8	7.8	55.37	59.2	5.5	55.93	60.4	6.0	55.49	59.5
02/09/2017 14:30	7.9	55.90	59.9	7.8	55.36	59.3	5.5	55.87	60.5	6.0	55.46	59.6
02/09/2017 14:40	7.9	56.03	60.0	7.8	55.51	59.4	5.5	55.98	60.6	6.0	55.60	59.7
02/09/2017 14:50	7.9	56.03	60.1	7.8	55.47	59.5	5.5	55.95	60.8	6.0	55.56	59.7
02/09/2017 15:00	7.9	56.02	60.2	7.8	55.45	59.6	5.5	55.93	60.9	6.0	55.54	59.9
02/09/2017 15:10	7.9	56.10	60.2	7.8	55.53	59.6	5.5	56.02	60.9	6.0	55.63	59.9
02/09/2017 15:20	7.9	56.15	60.3	7.8	55.57	59.7	5.5	56.03	61.0	6.0	55.65	60.0
02/09/2017 15:30	7.9	56.17	60.3	7.8	55.58	59.7	5.5	56.06	61.0	6.0	55.67	60.1
02/09/2017 15:40	7.9	56.21	60.4	7.8	55.60	59.8	5.5	56.08	61.1	6.0	55.69	60.2
02/09/2017 15:50	7.9	56.20	60.5	7.8	55.60	59.8	5.5	56.07	61.1	6.0	55.67	60.2
02/09/2017 16:00	7.9	56.20	60.5	7.8	55.60	59.9	5.5	56.10	61.2	6.0	55.70	60.3
02/09/2017 16:10	7.9	56.29	60.5	7.8	55.70	59.9	5.5	56.19	61.2	6.0	55.79	60.2
02/09/2017 16:20	7.9	56.28	60.5	7.8	55.70	59.9	5.5	56.20	61.3	6.0	55.82	60.3
02/09/2017 16:30	7.9	56.32	60.6	7.8	55.74	59.9	5.5	56.23	61.4	6.0	55.85	60.3
02/09/2017 16:40	7.9	56.39	60.6	7.8	55.82	60.0	5.4	56.33	61.3	6.0	55.94	60.4
02/09/2017 16:50	7.9	56.45	60.6	7.8	55.93	60.0	5.4	56.58	61.4	6.0	56.16	60.4
02/09/2017 17:00	7.9	56.49	60.6	7.8	55.97	60.1	5.4	56.63	61.4	6.0	56.21	60.4
02/09/2017 17:10	7.9	56.53	60.8	7.8	55.98	60.2	5.4	56.63	61.5	6.0	56.18	60.5
02/09/2017 17:20	7.9	56.52	60.8	7.8	55.91	60.2	5.4	56.52	61.6	6.0	56.09	60.5
02/09/2017 17:30	7.9	56.52	60.8	7.8	55.86	60.2	5.4	56.36	61.6	6.0	55.96	60.5
02/09/2017 17:40	7.9	56.46	60.7	7.8	55.80	60.2	5.4	56.21	61.6	6.0	55.85	60.5
02/09/2017 17:50	7.9	56.38	60.7	7.8	55.70	60.2	5.4	56.09	61.6	6.0	55.72	60.5
02/09/2017 18:00	7.9	56.33	60.7	7.8	55.63	60.2	5.4	56.02	61.5	6.0	55.63	60.4
02/09/2017 18:10	7.9	56.25	60.7	7.8	55.55	60.1	5.4	55.93	61.5	6.0	55.62	60.5
02/09/2017 18:20	7.9	56.19	60.6	7.8	55.52	60.1	5.4	55.92	61.5	6.0	55.54	60.4
02/09/2017 18:30	7.9	56.13	60.6	7.8	55.47	60.0	5.5	55.85	61.4	6.0	55.49	60.4
02/09/2017 18:40	7.9	56.10	60.6	7.8	55.43	60.0	5.5	55.83	61.4	6.0	55.44	60.4

Date/Time	HW9i F	HW9i T	HW9o	HW10i F	HW10i T	HW10o	HW11i F	HW11i T	HW11o	HW12i F	HW12i T	HW12o
02/09/2017 18:50	7.9	56.02	60.5	7.8	55.39	60.0	5.5	55.79	61.4	6.0	55.42	60.3
02/09/2017 19:00	7.9	56.02	60.5	7.8	55.35	59.9	5.5	55.74	61.4	6.0	55.37	60.3
02/09/2017 19:10	7.9	55.96	60.5	7.8	55.26	59.9	5.4	55.66	61.3	6.0	55.33	60.3
02/09/2017 19:20	7.9	55.90	60.4	7.8	55.17	59.8	5.5	55.60	61.3	6.0	55.27	60.2
02/09/2017 19:30	7.9	55.81	60.3	7.8	55.12	59.8	5.5	55.53	61.3	6.0	55.20	60.2
02/09/2017 19:40	7.9	55.73	60.4	7.8	55.05	59.7	5.4	55.44	61.3	6.0	55.12	60.2
02/09/2017 19:50	7.9	55.73	60.3	7.8	55.02	59.7	5.5	55.39	61.2	6.0	55.06	60.1
02/09/2017 20:00	7.9	55.69	60.3	7.8	55.00	59.7	5.5	55.37	61.2	6.0	55.02	60.1
02/09/2017 20:10	7.9	55.70	60.2	7.8	55.01	59.7	5.5	55.38	61.2	6.0	55.02	60.1
02/09/2017 20:20	7.9	55.65	60.2	7.8	54.96	59.6	5.5	55.34	61.1	6.0	55.02	60.1
02/09/2017 20:30	7.9	55.60	60.2	7.8	54.88	59.6	5.5	55.31	61.0	6.0	55.00	60.0
02/09/2017 20:40	7.9	55.57	60.2	7.8	54.86	59.6	5.5	55.29	61.0	6.0	54.97	60.0
02/09/2017 20:50	7.9	55.54	60.2	7.8	54.83	59.6	5.5	55.25	61.0	6.0	54.93	60.0
02/09/2017 21:00	7.9	55.48	60.1	7.8	54.82	59.5	5.5	55.16	61.0	6.0	54.84	59.9
02/09/2017 21:10	7.9	55.42	60.1	7.8	54.75	59.5	5.5	55.12	61.0	6.0	54.81	59.9
02/09/2017 21:20	7.9	55.37	60.0	7.8	54.70	59.4	5.5	55.07	60.9	6.0	54.73	59.9
02/09/2017 21:30	7.9	55.33	60.0	7.8	54.62	59.4	5.5	55.02	60.9	6.0	54.67	59.9
02/09/2017 21:40	7.9	55.30	59.9	7.8	54.56	59.4	5.5	54.98	60.9	6.0	54.63	59.8
02/09/2017 21:50	7.9	55.23	59.9	7.8	54.52	59.3	5.5	54.92	60.8	6.0	54.59	59.8
02/09/2017 22:00	7.9	55.20	59.9	7.8	54.47	59.3	5.5	54.87	60.8	6.0	54.55	59.8
02/09/2017 22:10	7.9	55.12	59.8	7.8	54.42	59.2	5.5	54.77	60.7	6.0	54.43	59.7
02/09/2017 22:20	7.9	55.03	59.8	7.8	54.35	59.2	5.5	54.70	60.7	6.0	54.37	59.7
02/09/2017 22:30	7.9	55.02	59.7	7.8	54.29	59.1	5.5	54.63	60.7	6.0	54.31	59.6
02/09/2017 22:40	7.9	54.93	59.7	7.8	54.22	59.1	5.5	54.61	60.6	6.0	54.23	59.5
02/09/2017 22:50	7.9	54.91	59.6	7.8	54.17	59.1	5.5	54.55	60.5	6.0	54.22	59.6
02/09/2017 23:00	7.9	54.83	59.6	7.8	54.13	59.0	5.5	54.52	60.5	6.0	54.20	59.5
02/09/2017 23:10	7.9	54.82	59.6	7.8	54.13	59.0	5.5	54.48	60.5	6.0	54.13	59.5
02/09/2017 23:20	7.9	54.76	59.5	7.8	54.07	59.0	5.5	54.42	60.4	6.0	54.07	59.4
02/09/2017 23:30	7.9	54.72	59.5	7.8	54.02	58.9	5.5	54.38	60.4	6.0	54.03	59.3
02/09/2017 23:40	7.9	54.64	59.4	7.8	53.96	58.8	5.5	54.30	60.4	6.0	53.97	59.3
02/09/2017 23:50	7.9	54.63	59.4	7.8	53.92	58.8	5.5	54.24	60.4	6.0	53.93	59.3
02/10/2017 00:00	7.9	54.62	59.4	7.8	53.88	58.8	5.5	54.23	60.3	6.0	53.92	59.3
02/10/2017 00:10	7.9	54.61	59.3	7.8	53.88	58.7	5.5	54.23	60.3	6.0	53.92	59.2
02/10/2017 00:20	7.9	54.62	59.3	7.8	53.90	58.7	5.5	54.23	60.2	6.0	53.92	59.3
02/10/2017 00:30	7.9	54.58	59.3	7.8	53.85	58.7	5.5	54.23	60.2	6.0	53.92	59.1
02/10/2017 00:40	7.9	54.54	59.3	7.8	53.84	58.6	5.5	54.23	60.2	6.0	53.92	59.2
02/10/2017 00:50	7.9	54.55	59.3	7.8	53.83	58.7	5.5	54.23	60.1	6.0	53.89	59.2
02/10/2017 01:00	7.9	54.52	59.2	7.8	53.83	58.7	5.5	54.21	60.1	6.0	53.86	59.1
02/10/2017 01:10	7.9	54.52	59.2	7.8	53.83	58.6	5.5	54.23	60.2	6.0	53.87	59.2
02/10/2017 01:20	7.9	54.52	59.2	7.8	53.83	58.6	5.5	54.22	60.2	6.0	53.89	59.1
02/10/2017 01:30	7.9	54.52	59.2	7.8	53.83	58.6	5.5	54.23	60.1	6.0	53.90	59.1
02/10/2017 01:40	7.9	54.52	59.2	7.8	53.83	58.6	5.5	54.23	60.0	6.0	53.89	59.1
02/10/2017 01:50	7.9	54.52	59.3	7.8	53.83	58.6	5.5	54.23	60.1	6.0	53.92	59.1
02/10/2017 02:00	7.9	54.53	59.2	7.8	53.83	58.6	5.5	54.23	60.1	6.0	53.92	59.1
02/10/2017 02:10	7.9	54.53	59.2	7.8	53.84	58.6	5.5	54.23	60.1	6.0	53.92	59.1
02/10/2017 02:20	7.8	54.59	59.2	7.8	53.88	58.6	5.5	54.23	60.1	6.0	53.92	59.1
02/10/2017 02:30	7.8	54.60	59.2	7.8	53.90	58.6	5.5	54.23	60.1	6.0	53.92	59.1
02/10/2017 02:40	7.8	54.62	59.3	7.8	53.92	58.6	5.5	54.29	60.1	6.0	53.92	59.1
02/10/2017 02:50	7.8	54.63	59.3	7.8	53.92	58.7	5.5	54.32	60.2	6.0	54.01	59.1
02/10/2017 03:00	7.8	54.63	59.3	7.8	54.00	58.7	5.5	54.34	60.1	6.0	54.02	59.1
02/10/2017 03:10	7.8	54.64	59.3	7.8	54.02	58.7	5.5	54.41	60.2	6.0	54.03	59.1
02/10/2017 03:20	7.8	54.65	59.4	7.8	54.02	58.6	5.5	54.42	60.2	6.0	54.02	59.1
02/10/2017 03:30	7.8	54.67	59.4	7.8	54.02	58.7	5.5	54.42	60.1	6.0	54.02	59.1
02/10/2017 03:40	7.8	54.66	59.4	7.8	54.02	58.7	5.5	54.40	60.2	6.0	54.02	59.1
02/10/2017 03:50	7.8	54.63	59.4	7.8	53.98	58.7	5.5	54.34	60.2	6.0	54.02	59.1

Date/Time	HW9i F	HW9i T	HW9o	HW10i F	HW10i T	HW10o	HW11i F	HW11i T	HW11o	HW12i F	HW12i T	HW12o
02/10/2017 04:00	7.8	54.63	59.4	7.8	53.97	58.7	5.5	54.33	60.2	6.0	54.01	59.2
02/10/2017 04:10	7.8	54.63	59.3	7.8	53.93	58.7	5.5	54.33	60.1	6.0	54.00	59.2
02/10/2017 04:20	7.8	54.63	59.3	7.8	53.97	58.7	5.5	54.33	60.1	6.0	54.02	59.1
02/10/2017 04:30	7.8	54.64	59.3	7.8	54.02	58.6	5.5	54.35	60.1	6.0	54.02	59.1
02/10/2017 04:40	7.8	54.66	59.3	7.8	54.02	58.7	5.5	54.36	60.1	6.0	54.02	59.1
02/10/2017 04:50	7.8	54.67	59.4	7.8	54.02	58.7	5.5	54.39	60.2	6.0	54.02	59.2
02/10/2017 05:00	7.8	54.68	59.4	7.8	54.02	58.7	5.5	54.40	60.2	6.0	54.02	59.2
02/10/2017 05:10	7.8	54.65	59.4	7.8	54.02	58.7	5.5	54.40	60.1	6.0	54.02	59.2
02/10/2017 05:20	7.8	54.67	59.3	7.8	54.02	58.7	5.5	54.41	60.2	6.0	54.02	59.2
02/10/2017 05:30	7.8	54.68	59.4	7.8	54.02	58.7	5.5	54.41	60.2	6.0	54.02	59.2
02/10/2017 05:40	7.8	54.72	59.4	7.8	54.03	58.7	5.5	54.42	60.2	6.0	54.05	59.1
02/10/2017 05:50	7.8	54.73	59.4	7.8	54.08	58.7	5.5	54.42	60.1	6.0	54.11	59.2
02/10/2017 06:00	7.8	54.74	59.4	7.8	54.11	58.7	5.5	54.44	60.2	6.0	54.12	59.2
02/10/2017 06:10	7.8	54.81	59.4	7.8	54.13	58.8	5.5	54.52	60.2	6.0	54.13	59.1
02/10/2017 06:20	7.8	54.83	59.4	7.8	54.13	58.8	5.5	54.52	60.2	6.0	54.15	59.2
02/10/2017 06:30	7.8	54.83	59.4	7.8	54.13	58.8	5.5	54.53	60.2	6.0	54.20	59.2
02/10/2017 06:40	7.8	54.90	59.4	7.8	54.20	58.8	5.5	54.61	60.3	6.0	54.23	59.3
02/10/2017 06:50	7.8	54.94	59.4	7.8	54.23	58.8	5.5	54.63	60.3	6.0	54.25	59.3
02/10/2017 07:00	7.8	55.00	59.5	7.8	54.31	58.9	5.5	54.70	60.3	6.0	54.33	59.3
02/10/2017 07:10	7.8	55.05	59.5	7.8	54.40	58.9	5.5	54.77	60.3	6.0	54.42	59.4
02/10/2017 07:20	7.8	55.11	59.5	7.8	54.42	58.9	5.5	54.83	60.3	6.0	54.48	59.4
02/10/2017 07:30	7.8	55.20	59.6	7.8	54.52	59.0	5.5	54.94	60.4	6.0	54.59	59.3
02/10/2017 07:40	7.8	55.31	59.7	7.8	54.66	59.0	5.5	55.06	60.4	6.0	54.67	59.4
02/10/2017 07:50	7.8	55.44	59.8	7.8	54.78	59.1	5.5	55.21	60.4	6.0	54.86	59.4
02/10/2017 08:00	7.8	55.63	59.7	7.8	54.98	59.2	5.5	55.42	60.5	6.0	55.05	59.5
02/10/2017 08:10	7.8	55.81	59.9	7.8	55.16	59.3	5.5	55.61	60.6	6.0	55.24	59.6
02/10/2017 08:20	7.8	56.02	60.0	7.8	55.41	59.4	5.5	55.86	60.7	6.0	55.47	59.7
02/10/2017 08:30	7.8	56.30	60.2	7.8	55.70	59.5	5.5	56.16	60.8	6.0	55.78	59.8
02/10/2017 08:40	7.8	56.56	60.3	7.8	55.96	59.7	5.5	56.42	61.0	6.0	56.03	60.0
02/10/2017 08:50	7.8	56.83	60.5	7.8	56.23	59.9	5.5	56.70	61.1	6.0	56.31	60.1
02/10/2017 09:00	7.8	57.08	60.7	7.8	56.50	60.0	5.5	56.99	61.3	6.0	56.60	60.3
02/10/2017 09:10	7.8	57.38	60.9	7.8	56.80	60.2	5.4	57.32	61.5	5.9	56.91	60.5
02/10/2017 09:20	7.8	57.77	61.1	7.8	57.20	60.5	5.4	57.75	61.6	5.9	57.34	60.7
02/10/2017 09:30	7.8	58.16	61.4	7.8	57.63	60.7	5.4	58.19	61.8	5.9	57.78	60.9
02/10/2017 09:40	7.8	58.57	61.6	7.8	58.02	61.0	5.4	58.61	62.1	5.9	58.19	61.2
02/10/2017 09:50	7.8	58.94	61.9	7.8	58.37	61.3	5.4	58.97	62.3	5.9	58.55	61.4
02/10/2017 10:00	7.8	59.40	62.2	7.7	58.83	61.6	5.4	59.45	62.6	5.9	59.02	61.7
02/10/2017 10:10	7.8	59.86	62.5	7.7	59.31	62.0	5.4	59.98	62.9	5.9	59.52	62.0
02/10/2017 10:20	7.8	60.45	62.9	7.7	59.93	62.3	5.4	60.63	63.2	5.9	60.17	62.3
02/10/2017 10:30	7.8	61.02	63.3	7.7	60.51	62.7	5.4	61.23	63.5	5.9	60.77	62.7
02/10/2017 10:40	7.8	61.60	63.7	7.7	61.13	63.1	5.4	61.86	63.9	5.9	61.38	63.1
02/10/2017 10:50	7.8	62.17	64.1	7.7	61.69	63.6	5.4	62.43	64.3	5.9	61.97	63.5
02/10/2017 11:00	7.8	62.74	64.6	7.7	62.28	64.0	5.4	63.03	64.6	5.9	62.55	64.0
02/10/2017 11:10	7.8	63.30	65.0	7.7	62.83	64.5	5.4	63.60	65.0	5.9	63.15	64.4
02/10/2017 11:20	7.8	63.86	65.5	7.7	63.41	64.9	5.4	64.22	65.5	5.9	63.73	64.8
02/10/2017 11:30	7.7	64.43	66.0	7.7	64.02	65.4	5.4	64.84	65.9	5.9	64.34	65.3
02/10/2017 11:40	7.7	65.03	66.4	7.7	64.64	65.9	5.4	65.48	66.3	5.9	64.95	65.7
02/10/2017 11:50	7.7	65.59	66.9	7.7	65.20	66.3	5.4	66.06	66.7	5.9	65.54	66.1
02/10/2017 12:00	7.7	66.13	67.4	7.7	65.74	66.8	5.4	66.59	67.2	5.9	66.06	66.6
02/10/2017 12:10	7.7	66.60	67.8	7.7	66.21	67.3	5.3	67.06	67.6	5.9	66.55	67.0
02/10/2017 12:20	7.7	67.13	68.2	7.7	66.74	67.8	5.3	67.64	68.0	5.9	67.10	67.4
02/10/2017 12:30	7.7	67.65	68.7	7.7	67.27	68.1	5.3	68.18	68.4	5.9	67.64	67.9
02/10/2017 12:40	7.7	68.17	69.1	7.7	67.77	68.6	5.3	68.69	68.9	5.9	68.13	68.3
02/10/2017 12:50	7.7	68.62	69.5	7.7	68.23	69.0	5.3	69.17	69.3	5.8	68.62	68.8
02/10/2017 13:00	7.7	69.13	70.0	7.7	68.74	69.5	5.3	69.70	69.7	5.8	69.13	69.1

Date/Time	HW9i F	HW9i T	HW9o	HW10i F	HW10i T	HW10o	HW11i F	HW11i T	HW11o	HW12i F	HW12i T	HW12o
02/10/2017 13:10	7.7	69.58	70.4	7.7	69.20	69.9	5.3	70.17	70.0	5.9	69.59	69.5
02/10/2017 13:20	7.7	69.97	70.8	7.7	69.60	70.3	5.3	70.54	70.4	5.9	69.99	69.9
02/10/2017 13:30	7.7	70.38	71.2	7.7	69.98	70.7	5.3	70.97	70.8	5.8	70.39	70.3
02/10/2017 13:40	7.7	70.74	71.5	7.7	70.34	71.0	5.3	71.28	71.2	5.8	70.72	70.6
02/10/2017 13:50	7.7	71.08	71.9	7.7	70.66	71.4	5.3	71.65	71.5	5.8	71.08	71.0
02/10/2017 14:00	7.7	71.45	72.2	7.7	71.03	71.7	5.3	72.01	71.8	5.8	71.44	71.4
02/10/2017 14:10	7.7	71.72	72.5	7.7	71.31	72.0	5.3	72.26	72.1	5.8	71.71	71.7
02/10/2017 14:20	7.7	72.05	72.8	7.7	71.63	72.3	5.3	72.62	72.4	5.8	72.07	71.9
02/10/2017 14:30	7.7	72.37	73.1	7.7	71.97	72.6	5.3	72.96	72.8	5.8	72.40	72.2
02/10/2017 14:40	7.7	72.65	73.4	7.7	72.24	72.9	5.3	73.23	73.0	5.8	72.67	72.5
02/10/2017 14:50	7.7	72.94	73.7	7.7	72.54	73.2	5.3	73.55	73.3	5.8	72.99	72.8
02/10/2017 15:00	7.7	73.26	74.0	7.7	72.85	73.5	5.3	73.83	73.5	5.8	73.28	73.1
02/10/2017 15:10	3.6	73.77	74.2	3.6	73.29	73.7	2.5	74.23	73.5	2.8	73.58	73.2
02/10/2017 15:20	7.3	73.43	74.5	7.5	73.02	73.7	5.5	73.98	74.0	5.9	73.44	73.5
02/10/2017 15:30	7.9	73.86	74.9	8.1	73.46	74.3	5.8	74.39	74.4	6.2	73.84	74.0
02/10/2017 15:40	8.1	74.10	74.9	8.2	73.68	74.4	5.8	74.61	74.5	6.2	74.06	74.0
02/10/2017 15:50	8.1	74.25	75.1	8.2	73.86	74.6	5.8	74.78	74.7	6.2	74.21	74.3
02/10/2017 16:00	8.1	74.46	75.3	8.2	74.04	74.8	5.8	74.97	74.9	6.2	74.43	74.5
02/10/2017 16:10	8.1	74.60	75.5	8.2	74.19	75.0	5.8	75.11	75.0	6.2	74.53	74.6
02/10/2017 16:20	8.1	74.70	75.6	8.2	74.27	75.1	5.8	75.19	75.2	6.2	74.65	74.8
02/10/2017 16:30	8.1	74.84	75.8	8.2	74.41	75.3	5.8	75.33	75.4	6.2	74.78	74.9
02/10/2017 16:40	8.1	74.93	75.9	8.2	74.55	75.4	5.8	75.49	75.5	6.2	74.89	75.1
02/10/2017 16:50	8.1	75.01	76.1	8.2	74.62	75.5	5.8	75.53	75.7	6.2	74.95	75.2
02/10/2017 17:00	6.1	75.15	76.1	6.1	74.66	75.6	4.4	75.62	75.7	4.7	75.06	75.3
02/10/2017 17:10	0.0	75.36	75.0	0.0	75.05	75.0	0.0	75.76	74.6	0.0	74.78	74.7
02/10/2017 17:20	0.0	74.94	72.9	0.0	74.79	72.6	0.0	76.06	72.0	0.0	75.16	73.0
02/10/2017 17:30	0.0	74.20	70.9	0.0	74.03	70.8	0.0	75.18	70.3	0.0	75.10	70.9
02/10/2017 17:40	0.0	73.47	69.6	0.0	73.11	69.4	0.0	73.98	69.1	0.0	74.15	69.7
02/10/2017 17:50	0.0	72.66	68.4	0.0	72.17	68.3	0.0	72.87	67.9	0.0	73.04	68.5
02/10/2017 18:00	0.0	71.94	67.3	0.0	71.30	67.1	0.0	71.81	66.8	0.0	72.06	67.4
02/10/2017 18:10	0.0	71.39	66.3	0.0	70.55	66.2	0.0	70.98	66.1	0.0	71.22	66.5
02/10/2017 18:20	0.0	70.73	65.6	0.0	69.90	65.5	0.0	70.35	65.6	0.0	70.30	65.7
02/10/2017 18:30	0.0	70.13	64.9	0.0	68.90	64.8	0.0	69.73	64.9	0.0	69.81	65.1
02/10/2017 18:40	0.0	69.32	64.2	0.0	68.00	64.1	0.0	69.02	64.3	0.0	69.15	64.4
02/10/2017 18:50	0.0	68.57	63.9	0.0	67.45	63.8	0.0	68.45	64.1	0.0	68.47	64.0
02/10/2017 19:00	0.0	67.84	63.7	0.0	67.06	63.6	0.0	68.01	63.9	0.0	68.03	63.7
02/10/2017 19:10	0.0	67.18	63.6	0.0	66.70	63.4	0.0	67.59	63.8	0.0	67.59	63.5
02/10/2017 19:20	0.0	66.83	63.4	0.0	66.39	63.3	0.0	67.23	63.7	0.0	67.17	63.3
02/10/2017 19:30	0.0	66.70	63.3	0.0	66.12	63.2	0.0	66.91	63.7	0.0	66.77	63.3
02/10/2017 19:40	0.0	66.50	63.2	0.0	65.86	63.1	0.0	66.63	63.5	0.0	66.47	63.1
02/10/2017 19:50	0.0	66.32	63.0	0.0	65.61	62.9	0.0	66.35	63.3	0.0	66.23	63.0
02/10/2017 20:00	0.0	66.06	62.8	0.0	65.34	62.8	0.0	66.06	63.0	0.0	65.94	62.7
02/10/2017 20:10	0.0	65.77	62.5	0.0	65.09	62.5	0.0	65.79	62.8	0.0	65.78	62.5
02/10/2017 20:20	0.0	65.49	62.2	0.0	64.83	62.2	0.0	65.50	62.5	0.0	65.57	62.1
02/10/2017 20:30	0.0	65.22	61.9	0.0	64.58	61.9	0.0	65.21	62.3	0.0	65.35	61.9
02/10/2017 20:40	0.0	64.97	61.7	0.0	64.33	61.7	0.0	64.95	62.0	0.0	65.12	61.6
02/10/2017 20:50	0.0	64.71	61.5	0.0	64.09	61.4	0.0	64.72	61.8	0.0	64.94	61.4
02/10/2017 21:00	0.0	64.48	61.3	0.0	63.88	61.1	0.0	64.51	61.6	0.0	64.73	61.2
02/10/2017 21:10	0.0	64.25	61.0	0.0	63.69	60.9	0.0	64.30	61.4	0.0	64.46	61.0
02/10/2017 21:20	0.0	64.02	60.8	0.0	63.46	60.7	0.0	64.09	61.1	0.0	64.16	60.8
02/10/2017 21:30	0.0	63.80	60.7	0.0	63.24	60.5	0.0	63.88	61.0	0.0	63.96	60.6
02/10/2017 21:40	0.0	63.62	60.6	0.0	63.10	60.4	0.0	63.72	60.9	0.0	63.73	60.5
02/10/2017 21:50	0.0	63.47	60.5	0.0	62.92	60.3	0.0	63.58	60.8	0.0	63.56	60.4
02/10/2017 22:00	0.0	63.29	60.3	0.0	62.75	60.1	0.0	63.41	60.7	0.0	63.41	60.2
02/10/2017 22:10	0.0	63.14	60.2	0.0	62.58	60.0	0.0	63.25	60.5	0.0	63.28	60.0

Date/Time	HW9i F	HW9i T	HW9o	HW10i F	HW10i T	HW10o	HW11i F	HW11i T	HW11o	HW12i F	HW12i T	HW12o
02/10/2017 22:20	0.0	62.95	60.0	0.0	62.41	59.8	0.0	63.09	60.3	0.0	63.10	59.9
02/10/2017 22:30	0.0	62.78	59.8	0.0	62.21	59.6	0.0	62.89	60.0	0.0	62.89	59.7
02/10/2017 22:40	0.0	62.56	59.6	0.0	61.99	59.4	0.0	62.70	59.7	0.0	62.69	59.4
02/10/2017 22:50	0.0	62.36	59.4	0.0	61.77	59.2	0.0	62.51	59.5	0.0	62.45	59.2
02/10/2017 23:00	0.0	62.19	59.1	0.0	61.57	59.0	0.0	62.30	59.3	0.0	62.27	59.0
02/10/2017 23:10	0.0	61.98	58.9	0.0	61.34	58.7	0.0	62.10	59.0	0.0	62.08	58.6
02/10/2017 23:20	0.0	61.77	58.6	0.0	61.12	58.4	0.0	61.87	58.7	0.0	61.77	58.3
02/10/2017 23:30	0.0	61.52	58.3	0.0	60.87	58.0	0.0	61.62	58.4	0.0	61.47	58.0
02/10/2017 23:40	0.0	61.27	57.9	0.0	60.58	57.7	0.0	61.34	58.0	0.0	61.21	57.6
02/10/2017 23:50	0.0	60.99	57.4	0.0	60.31	57.3	0.0	61.09	57.6	0.0	60.97	57.2
02/11/2017 00:00	0.0	60.72	57.1	0.0	60.06	56.9	0.0	60.84	57.3	0.0	60.72	56.9
02/11/2017 00:10	0.0	60.49	56.8	0.0	59.83	56.5	0.0	60.60	57.0	0.0	60.48	56.6
02/11/2017 00:20	0.0	60.19	56.3	0.0	59.53	56.0	0.0	60.31	56.5	0.0	60.17	56.2
02/11/2017 00:30	0.0	59.97	56.0	0.0	59.30	55.7	0.0	60.08	56.2	0.0	59.94	55.9
02/11/2017 00:40	0.0	59.74	55.8	0.0	59.09	55.4	0.0	59.86	55.9	0.0	59.70	55.6
02/11/2017 00:50	0.0	59.52	55.5	0.0	58.83	55.1	0.0	59.60	55.5	0.0	59.48	55.2
02/11/2017 01:00	0.0	59.30	55.3	0.0	58.65	54.8	0.0	59.38	55.3	0.0	59.25	55.1
02/11/2017 01:10	0.0	59.10	55.2	0.0	58.44	54.7	0.0	59.15	55.2	0.0	59.02	55.0
02/11/2017 01:20	0.0	58.99	55.4	0.0	58.40	55.0	0.0	59.10	55.5	0.0	58.90	55.2
02/11/2017 01:30	0.0	58.91	55.8	0.0	58.40	55.3	0.0	59.10	55.9	0.0	58.90	55.4
02/11/2017 01:40	0.0	58.90	56.0	0.0	58.37	55.6	0.0	59.07	56.2	0.0	58.90	55.6
02/11/2017 01:50	0.0	58.86	56.0	0.0	58.30	55.7	0.0	59.00	56.3	0.0	58.90	55.8
02/11/2017 02:00	0.0	58.79	56.0	0.0	58.23	55.8	0.0	58.98	56.4	0.0	58.90	55.9
02/11/2017 02:10	0.0	58.70	56.0	0.0	58.19	55.9	0.0	58.90	56.4	0.0	58.86	55.9
02/11/2017 02:20	0.0	58.62	56.0	0.0	58.10	55.8	0.0	58.86	56.3	0.0	58.78	55.8
02/11/2017 02:30	0.0	58.59	56.0	0.0	58.05	55.8	0.0	58.80	56.3	0.0	58.70	55.8
02/11/2017 02:40	0.0	58.50	56.0	0.0	58.00	55.8	0.0	58.76	56.3	0.0	58.69	55.8
02/11/2017 02:50	0.0	58.44	56.0	0.0	57.96	55.8	0.0	58.70	56.3	0.0	58.61	55.8
02/11/2017 03:00	0.0	58.40	56.0	0.0	57.90	55.8	0.0	58.61	56.3	0.0	58.60	55.8
02/11/2017 03:10	0.0	58.35	56.0	0.0	57.90	55.8	0.0	58.60	56.2	0.0	58.60	55.9
02/11/2017 03:20	0.0	58.30	56.1	0.0	57.81	55.8	0.0	58.56	56.2	0.0	58.53	55.8
02/11/2017 03:30	0.0	58.30	56.1	0.0	57.80	55.9	0.0	58.50	56.3	0.0	58.50	55.9
02/11/2017 03:40	0.0	58.25	56.1	0.0	57.80	55.9	0.0	58.50	56.3	0.0	58.48	55.9
02/11/2017 03:50	0.0	58.20	56.1	0.0	57.77	55.9	0.0	58.45	56.3	0.0	58.40	55.9
02/11/2017 04:00	0.0	58.17	56.0	0.0	57.70	55.9	0.0	58.40	56.2	0.0	58.37	55.8
02/11/2017 04:10	0.0	58.06	55.8	0.0	57.63	55.6	0.0	58.33	56.1	0.0	58.29	55.7
02/11/2017 04:20	0.0	57.99	55.6	0.0	57.52	55.4	0.0	58.21	55.8	0.0	58.17	55.4
02/11/2017 04:30	0.0	57.85	55.3	0.0	57.37	55.1	0.0	58.09	55.4	0.0	58.03	55.2
02/11/2017 04:40	0.0	57.72	54.9	0.0	57.17	54.8	0.0	57.87	55.0	0.0	57.81	54.8
02/11/2017 04:50	0.0	57.55	54.7	0.0	57.01	54.5	0.0	57.66	54.7	0.0	57.59	54.6
02/11/2017 05:00	0.0	57.36	54.5	0.0	56.81	54.2	0.0	57.47	54.5	0.0	57.37	54.3
02/11/2017 05:10	0.0	57.16	54.1	0.0	56.53	53.8	0.0	57.20	54.0	0.0	57.11	54.0
02/11/2017 05:20	0.0	56.87	53.5	0.0	56.17	53.2	0.0	56.88	53.4	0.0	56.76	53.4
02/11/2017 05:30	0.0	56.58	53.0	0.0	55.83	52.8	0.0	56.54	52.9	0.0	56.39	52.8
02/11/2017 05:40	0.0	56.32	52.7	0.0	55.59	52.5	0.0	56.26	52.6	0.0	56.09	52.6
02/11/2017 05:50	0.0	56.10	52.5	0.0	55.42	52.3	0.0	56.03	52.5	0.0	55.86	52.4
02/11/2017 06:00	0.0	55.92	52.4	0.0	55.22	52.1	0.0	55.85	52.4	0.0	55.66	52.3
02/11/2017 06:10	0.0	55.73	52.2	0.0	55.07	52.0	0.0	55.65	52.2	0.0	55.51	52.1
02/11/2017 06:20	0.0	55.55	52.2	0.0	54.94	51.8	0.0	55.48	52.2	0.0	55.33	52.0
02/11/2017 06:30	0.0	55.37	52.2	0.0	54.80	51.9	0.0	55.32	52.2	0.0	55.23	52.0
02/11/2017 06:40	0.0	55.24	52.1	0.0	54.67	51.8	0.0	55.16	52.1	0.0	55.06	51.9
02/11/2017 06:50	0.0	55.10	52.0	0.0	54.57	51.8	0.0	55.05	52.1	0.0	55.00	51.8
02/11/2017 07:00	0.0	55.00	51.9	0.0	54.49	51.8	0.0	55.00	52.1	0.0	54.99	51.9
02/11/2017 07:10	0.0	54.96	51.9	0.0	54.41	51.7	0.0	54.97	52.0	0.0	54.90	51.8
02/11/2017 07:20	0.0	54.90	51.9	0.0	54.40	51.6	0.0	54.90	52.0	0.0	54.92	51.8

Date/Time	HW9i F	HW9i T	HW9o	HW10i F	HW10i T	HW10o	HW11i F	HW11i T	HW11o	HW12i F	HW12i T	HW12o
02/11/2017 07:30	0.0	55.01	52.0	0.0	54.48	51.7	0.0	55.00	52.0	0.0	55.01	51.9
02/11/2017 07:40	0.0	55.28	52.3	0.0	54.77	51.9	0.0	55.19	52.2	0.0	55.19	52.1
02/11/2017 07:50	0.0	55.66	52.6	0.0	55.13	52.1	0.0	55.55	52.5	0.0	55.50	52.3
02/11/2017 08:00	0.0	56.03	52.9	0.0	55.57	52.5	0.0	55.95	52.9	0.0	55.98	52.6
02/11/2017 08:10	0.0	56.57	53.4	0.0	56.16	53.0	0.0	56.62	53.5	0.0	56.62	53.2
02/11/2017 08:20	0.0	58.14	54.4	0.0	57.87	53.8	0.0	58.29	54.6	0.0	58.34	54.1
02/11/2017 08:30	0.0	59.54	55.5	0.0	59.47	54.8	0.0	59.62	55.8	0.0	60.08	55.2
02/11/2017 08:40	0.0	60.30	56.4	0.0	60.24	55.8	0.0	60.30	56.8	0.0	60.90	56.1
02/11/2017 08:50	0.0	60.58	57.2	0.0	60.50	56.6	0.0	60.65	57.5	0.0	61.30	57.0
02/11/2017 09:00	0.0	60.63	57.8	0.0	60.70	57.4	0.0	60.85	57.9	0.0	61.57	57.6
02/11/2017 09:10	0.1	61.11	58.3	0.1	61.06	58.0	0.1	61.16	58.4	0.1	61.20	58.1
02/11/2017 09:20	0.0	62.24	58.8	0.0	61.98	58.6	0.0	62.01	58.7	0.0	61.28	58.6
02/11/2017 09:30	0.0	63.08	59.2	0.0	62.85	58.9	0.0	62.89	58.8	0.0	62.23	58.8
02/11/2017 09:40	0.0	64.09	59.9	0.0	63.90	59.4	0.0	63.89	59.2	0.0	63.38	59.2
02/11/2017 09:50	0.0	65.03	60.5	0.0	64.92	60.0	0.0	64.81	59.6	0.0	64.41	59.7
02/11/2017 10:00	0.0	66.02	61.1	0.0	65.88	60.7	0.0	65.75	60.1	0.0	65.35	60.3
02/11/2017 10:10	0.0	67.29	61.9	0.0	67.16	61.7	0.0	66.94	60.8	0.0	66.60	61.2
02/11/2017 10:20	0.0	68.85	63.0	0.0	68.74	63.0	0.0	68.45	61.9	0.0	68.14	62.3
02/11/2017 10:30	0.0	70.55	64.2	0.0	70.48	64.2	0.0	70.09	63.0	0.0	69.85	63.7
02/11/2017 10:40	0.0	72.00	65.4	0.0	72.07	65.4	0.0	71.50	64.3	0.0	71.40	65.0
02/11/2017 10:50	0.0	73.44	66.8	0.0	73.71	66.6	0.0	72.96	65.5	0.0	72.92	66.3
02/11/2017 11:00	0.0	74.75	67.9	0.0	75.03	67.8	0.0	74.16	66.6	0.0	74.11	67.6
02/11/2017 11:10	0.0	75.38	68.3	0.0	75.42	68.1	0.0	74.57	67.1	0.0	74.56	68.2
02/11/2017 11:20	0.0	75.66	68.7	0.0	75.55	68.6	0.0	74.73	67.5	0.0	74.77	68.7
02/11/2017 11:30	0.0	75.70	69.1	0.0	75.68	68.9	0.0	74.89	67.9	0.0	75.02	69.0
02/11/2017 11:40	0.0	75.86	69.3	0.0	75.89	69.1	0.0	75.13	68.1	0.0	75.27	69.1
02/11/2017 11:50	0.0	76.29	69.8	0.0	76.25	69.6	0.0	75.50	68.3	0.0	75.58	69.3
02/11/2017 12:00	0.0	77.10	70.6	0.0	77.12	70.5	0.0	76.34	68.9	0.0	76.38	70.0
02/11/2017 12:10	0.0	78.19	71.7	0.0	78.28	71.6	0.0	77.53	69.7	0.0	77.55	71.0
02/11/2017 12:20	0.0	79.21	72.5	0.0	79.16	72.3	0.0	78.61	70.7	0.0	78.59	72.0
02/11/2017 12:30	0.0	80.42	73.3	0.0	79.95	73.4	0.0	79.78	71.9	0.0	79.57	73.1
02/11/2017 12:40	0.0	81.53	74.2	0.0	80.78	74.3	0.0	80.86	73.0	0.0	80.57	74.2
02/11/2017 12:50	0.0	82.93	75.6	0.0	82.37	75.9	0.0	82.22	74.3	0.0	82.05	75.8
02/11/2017 13:00	0.0	84.54	76.9	0.0	83.89	77.2	0.0	83.83	75.6	0.0	83.75	77.5
02/11/2017 13:10	0.0	85.54	76.9	0.0	83.99	77.4	0.0	84.60	76.1	0.0	84.48	78.0
02/11/2017 13:20	0.0	86.34	77.8	0.0	84.05	77.9	0.0	85.14	76.8	0.0	84.96	79.2
02/11/2017 13:30	0.0	83.97	77.3	0.0	80.94	77.7	0.0	81.58	76.8	0.0	81.81	78.7
02/11/2017 13:40	0.0	83.11	75.5	0.0	80.38	76.9	0.0	81.33	75.7	0.0	81.30	77.3
02/11/2017 13:50	0.0	82.63	75.0	0.0	79.70	76.2	0.0	81.07	75.1	0.0	81.01	76.3
02/11/2017 14:00	0.0	81.87	74.5	0.0	78.88	75.7	0.0	80.57	74.6	0.0	80.54	75.7
02/11/2017 14:10	2.1	78.15	74.3	3.2	74.52	78.2	3.1	74.78	77.4	3.8	73.42	76.0
02/11/2017 14:20	7.2	69.13	85.7	7.1	68.72	88.3	5.4	69.69	87.1	5.7	69.11	85.1
02/11/2017 14:30	8.3	70.51	87.8	8.1	70.09	85.2	6.2	71.06	85.2	6.4	70.50	83.0
02/11/2017 14:40	8.4	72.16	83.0	8.2	71.72	81.0	6.2	72.72	81.9	5.9	72.17	79.9
02/11/2017 14:50	8.3	73.16	80.4	8.2	72.73	79.1	6.2	73.72	80.2	5.8	73.17	78.8
02/11/2017 15:00	8.4	73.88	79.7	8.2	73.49	78.6	6.2	74.45	79.4	5.9	73.89	78.4
02/11/2017 15:10	8.4	74.46	79.5	8.2	74.06	78.4	6.2	75.04	79.2	5.9	74.47	78.3
02/11/2017 15:20	8.4	74.96	79.4	8.2	74.56	78.5	6.2	75.53	79.1	5.9	74.96	78.4
02/11/2017 15:30	8.3	75.39	79.4	8.2	74.97	78.6	6.2	75.93	79.1	5.9	75.36	78.4
02/11/2017 15:40	8.3	75.76	79.6	8.2	75.34	78.8	6.2	76.30	79.2	5.9	75.73	78.6
02/11/2017 15:50	8.3	76.03	79.7	8.2	75.62	78.9	6.2	76.57	79.3	5.9	76.00	78.7
02/11/2017 16:00	8.3	76.31	79.8	8.2	75.86	79.0	6.2	76.82	79.4	5.8	76.24	78.9
02/11/2017 16:10	8.3	76.50	79.9	8.2	76.07	79.1	6.2	77.02	79.5	5.8	76.45	79.0
02/11/2017 16:20	8.3	76.70	80.0	8.2	76.28	79.3	6.2	77.26	79.6	5.8	76.68	79.1
02/11/2017 16:30	8.3	76.93	80.1	8.2	76.53	79.4	6.2	77.54	79.7	5.8	76.96	79.2

Date/Time	HW9i F	HW9i T	HW9o	HW10i F	HW10i T	HW10o	HW11i F	HW11i T	HW11o	HW12i F	HW12i T	HW12o
02/11/2017 16:40	8.3	77.15	80.2	8.2	76.77	79.5	6.2	77.80	79.8	5.8	77.20	79.3
02/11/2017 16:50	8.3	77.37	80.3	8.2	76.94	79.6	6.2	77.90	79.9	5.8	77.33	79.5
02/11/2017 17:00	8.3	77.48	80.4	8.2	77.05	79.7	6.2	78.01	80.0	5.8	77.46	79.5
02/11/2017 17:10	8.3	77.59	80.4	8.2	77.17	79.8	6.2	78.13	80.0	5.8	77.57	79.6
02/11/2017 17:20	8.3	77.70	80.5	8.2	77.25	79.9	6.1	78.22	80.1	5.8	77.65	79.7
02/11/2017 17:30	8.3	77.72	80.6	8.2	77.24	80.0	6.1	78.22	80.1	5.8	77.63	79.8
02/11/2017 17:40	8.3	77.72	80.6	8.2	77.32	80.0	6.1	78.22	80.2	5.8	77.72	79.8
02/11/2017 17:50	8.3	77.72	80.6	8.2	77.32	80.0	6.2	78.25	80.3	5.8	77.72	79.9
02/11/2017 18:00	8.3	77.73	80.6	8.2	77.33	80.0	6.1	78.28	80.3	5.8	77.72	79.8
02/11/2017 18:10	8.4	77.72	80.6	8.2	77.28	80.0	6.1	78.23	80.2	5.8	77.68	79.9
02/11/2017 18:20	8.3	77.64	80.6	8.2	77.19	80.0	6.2	78.16	80.3	5.8	77.60	79.9
02/11/2017 18:30	8.4	77.61	80.6	8.2	77.14	80.0	6.1	78.11	80.3	5.8	77.54	79.8
02/11/2017 18:40	8.4	77.50	80.5	8.2	77.03	79.9	6.1	78.00	80.2	5.8	77.41	79.8
02/11/2017 18:50	8.4	77.45	80.5	8.2	77.00	79.9	6.1	77.92	80.1	5.8	77.36	79.7
02/11/2017 19:00	8.4	77.37	80.4	8.2	76.91	79.8	6.2	77.81	80.1	5.8	77.25	79.7
02/11/2017 19:10	8.7	77.17	80.3	8.5	76.72	79.7	6.4	77.61	80.0	6.0	77.06	79.7
02/11/2017 19:20	8.8	76.92	80.2	8.6	76.44	79.5	6.5	77.35	79.9	6.1	76.77	79.5
02/11/2017 19:30	8.7	76.71	79.9	8.4	76.23	79.4	6.3	77.09	79.8	6.1	76.56	79.3
02/11/2017 19:40	8.0	76.49	79.8	8.1	76.00	79.2	6.1	76.86	79.6	6.0	76.32	79.2
02/11/2017 19:50	8.0	76.15	79.6	8.1	75.67	79.1	6.1	76.53	79.4	6.0	76.00	79.1
02/11/2017 20:00	8.0	75.88	79.5	8.1	75.40	78.9	6.1	76.28	79.3	6.0	75.75	78.9
02/11/2017 20:10	8.0	75.66	79.3	8.1	75.16	78.7	6.1	76.04	79.1	6.0	75.51	78.7
02/11/2017 20:20	8.0	75.46	79.1	8.1	74.98	78.5	6.1	75.84	78.9	6.0	75.31	78.6
02/11/2017 20:30	8.0	75.21	79.0	8.1	74.72	78.3	6.1	75.57	78.7	6.0	75.05	78.3
02/11/2017 20:40	8.0	74.92	78.8	8.1	74.45	78.1	6.1	75.30	78.6	6.0	74.77	78.1
02/11/2017 20:50	8.0	74.69	78.6	8.1	74.22	77.9	6.1	75.08	78.4	5.9	74.54	78.0
02/11/2017 21:00	8.0	74.45	78.4	8.1	73.96	77.7	6.1	74.79	78.2	5.9	74.27	77.8
02/11/2017 21:10	8.0	74.18	78.2	8.1	73.73	77.5	6.1	74.55	78.0	5.9	74.04	77.6
02/11/2017 21:20	8.0	73.91	78.0	8.0	73.42	77.3	6.1	74.27	77.8	5.9	73.77	77.4
02/11/2017 21:30	8.0	73.73	77.7	8.0	73.23	77.1	6.1	74.12	77.6	5.9	73.60	77.1
02/11/2017 21:40	8.0	73.57	77.6	8.0	73.13	76.8	6.1	73.97	77.4	5.9	73.47	77.0
02/11/2017 21:50	8.0	73.41	77.4	8.0	72.90	76.7	6.1	73.77	77.3	5.9	73.23	76.9
02/11/2017 22:00	8.0	73.17	77.2	8.0	72.61	76.5	6.1	73.49	77.1	6.0	72.98	76.7
02/11/2017 22:10	8.0	72.97	77.1	8.0	72.44	76.4	6.1	73.29	76.9	5.9	72.79	76.5
02/11/2017 22:20	8.0	72.79	76.9	8.0	72.24	76.2	6.1	73.11	76.7	5.9	72.60	76.4
02/11/2017 22:30	8.0	72.58	76.7	8.0	72.04	76.0	6.1	72.88	76.6	6.0	72.38	76.1
02/11/2017 22:40	8.0	72.36	76.5	8.0	71.82	75.9	6.1	72.69	76.5	6.0	72.18	76.0
02/11/2017 22:50	8.0	72.11	76.3	8.0	71.55	75.6	6.1	72.40	76.3	6.0	71.90	75.8
02/11/2017 23:00	8.0	71.89	76.1	8.0	71.36	75.4	6.1	72.16	76.0	6.0	71.69	75.6
02/11/2017 23:10	8.0	71.71	75.9	8.0	71.14	75.2	6.1	71.98	75.9	6.0	71.47	75.4
02/11/2017 23:20	8.0	71.56	75.7	8.0	71.01	75.1	6.1	71.83	75.7	6.0	71.32	75.3
02/11/2017 23:30	8.0	71.36	75.6	8.0	70.79	75.0	6.1	71.64	75.6	6.0	71.10	75.1
02/11/2017 23:40	7.9	71.15	75.4	8.0	70.61	74.8	6.1	71.42	75.4	6.0	70.92	75.0
02/11/2017 23:50	7.9	70.89	75.3	8.0	70.33	74.6	6.1	71.16	75.2	6.0	70.65	74.8
02/12/2017 00:00	7.9	70.69	75.1	8.0	70.10	74.4	6.1	70.98	75.1	6.0	70.42	74.6
02/12/2017 00:10	7.9	70.50	74.9	8.0	70.00	74.2	6.1	70.80	74.8	6.0	70.29	74.4
02/12/2017 00:20	7.9	70.42	74.7	8.0	69.89	74.0	6.1	70.70	74.7	6.0	70.19	74.3
02/12/2017 00:30	8.0	70.25	74.5	8.0	69.70	73.9	6.1	70.49	74.6	6.0	69.96	74.1
02/12/2017 00:40	7.9	70.12	74.4	8.0	69.54	73.7	6.1	70.35	74.4	6.0	69.83	74.0
02/12/2017 00:50	7.9	69.94	74.2	8.0	69.38	73.6	6.1	70.14	74.2	6.0	69.60	73.8
02/12/2017 01:00	7.9	69.75	74.1	8.0	69.17	73.4	6.1	69.95	74.1	6.0	69.44	73.7
02/12/2017 01:10	7.9	69.51	73.9	8.0	68.95	73.2	6.1	69.72	74.0	6.0	69.23	73.5
02/12/2017 01:20	7.9	69.33	73.7	8.0	68.74	73.1	6.1	69.54	73.8	6.0	69.02	73.4
02/12/2017 01:30	7.9	69.09	73.7	8.0	68.56	72.9	6.1	69.32	73.7	6.0	68.82	73.2
02/12/2017 01:40	7.9	68.94	73.4	8.0	68.38	72.8	6.1	69.13	73.5	6.0	68.63	73.0

Date/Time	HW9i F	HW9i T	HW9o	HW10i F	HW10i T	HW10o	HW11i F	HW11i T	HW11o	HW12i F	HW12i T	HW12o
02/12/2017 01:50	7.9	68.77	73.3	8.0	68.20	72.6	6.1	68.95	73.3	6.0	68.47	72.9
02/12/2017 02:00	7.9	68.56	73.1	8.0	67.98	72.4	6.1	68.74	73.2	6.0	68.27	72.7
02/12/2017 02:10	7.9	68.38	72.9	8.0	67.83	72.3	6.1	68.56	73.0	6.0	68.10	72.5
02/12/2017 02:20	7.9	68.21	72.8	8.0	67.66	72.1	6.1	68.37	72.8	6.0	67.92	72.4
02/12/2017 02:30	7.9	68.05	72.6	8.0	67.49	71.9	6.1	68.20	72.7	6.0	67.72	72.2
02/12/2017 02:40	7.9	67.83	72.5	8.0	67.28	71.7	6.1	67.99	72.5	6.0	67.52	72.1
02/12/2017 02:50	7.9	67.67	72.3	8.0	67.11	71.6	6.1	67.81	72.3	6.0	67.32	71.9
02/12/2017 03:00	7.9	67.46	72.1	8.0	66.89	71.4	6.1	67.60	72.2	6.0	67.14	71.8
02/12/2017 03:10	7.9	67.32	72.0	8.0	66.75	71.3	6.1	67.46	72.0	6.0	66.99	71.7
02/12/2017 03:20	7.9	67.16	71.8	8.0	66.61	71.1	6.1	67.31	71.9	6.0	66.85	71.4
02/12/2017 03:30	7.9	66.99	71.7	8.0	66.45	71.0	6.1	67.14	71.8	6.0	66.69	71.3
02/12/2017 03:40	7.9	66.85	71.6	8.0	66.27	70.8	6.1	66.97	71.6	6.0	66.52	71.2
02/12/2017 03:50	7.9	66.67	71.4	8.0	66.11	70.7	6.1	66.79	71.4	6.0	66.33	71.1
02/12/2017 04:00	7.9	66.44	71.2	8.0	65.89	70.5	6.1	66.58	71.3	6.0	66.11	70.9
02/12/2017 04:10	7.8	66.24	71.1	8.0	65.68	70.4	6.1	66.36	71.2	6.0	65.89	70.7
02/12/2017 04:20	7.8	66.05	70.9	8.0	65.50	70.2	6.1	66.17	70.9	6.0	65.74	70.6
02/12/2017 04:30	7.8	65.89	70.7	8.0	65.33	70.0	6.1	65.99	70.8	6.0	65.56	70.4
02/12/2017 04:40	7.8	65.75	70.6	8.0	65.20	69.9	6.1	65.88	70.7	6.0	65.42	70.3
02/12/2017 04:50	7.8	65.60	70.5	8.0	65.04	69.7	6.1	65.72	70.6	6.0	65.25	70.1
02/12/2017 05:00	7.8	65.38	70.3	8.0	64.85	69.6	6.1	65.49	70.4	6.0	65.01	70.0
02/12/2017 05:10	7.8	65.11	70.2	8.0	64.55	69.4	6.1	65.18	70.3	6.0	64.73	69.8
02/12/2017 05:20	7.8	64.83	69.9	8.0	64.26	69.2	6.1	64.89	70.1	6.0	64.43	69.5
02/12/2017 05:30	7.8	64.60	69.8	8.0	64.01	69.0	6.1	64.63	69.8	6.0	64.20	69.4
02/12/2017 05:40	7.8	64.31	69.5	8.0	63.74	68.8	6.1	64.36	69.6	6.0	63.93	69.2
02/12/2017 05:50	7.8	64.06	69.3	8.0	63.49	68.6	6.1	64.12	69.4	6.0	63.67	69.1
02/12/2017 06:00	7.8	63.81	69.1	8.0	63.24	68.3	6.1	63.85	69.2	6.0	63.42	68.9
02/12/2017 06:10	7.8	63.55	68.9	8.0	62.95	68.2	6.1	63.57	69.0	6.0	63.14	68.6
02/12/2017 06:20	7.8	63.28	68.7	8.0	62.67	68.0	6.1	63.29	68.8	6.0	62.86	68.4
02/12/2017 06:30	7.8	62.99	68.5	8.0	62.40	67.7	6.1	62.99	68.6	6.0	62.57	68.2
02/12/2017 06:40	7.8	62.65	68.3	8.0	62.05	67.4	6.1	62.62	68.4	6.0	62.19	67.9
02/12/2017 06:50	7.8	62.32	68.0	8.0	61.69	67.2	6.1	62.27	68.1	6.0	61.86	67.7
02/12/2017 07:00	7.8	62.03	67.7	8.0	61.41	66.9	6.1	61.99	67.9	6.0	61.57	67.4
02/12/2017 07:10	7.8	61.78	67.5	8.0	61.16	66.6	6.1	61.75	67.7	6.0	61.32	67.3
02/12/2017 07:20	7.8	61.52	67.2	8.0	60.90	66.4	6.1	61.48	67.5	6.0	61.05	67.0
02/12/2017 07:30	7.8	61.29	67.0	8.0	60.67	66.2	6.1	61.26	67.2	6.0	60.82	66.7
02/12/2017 07:40	7.8	61.11	66.8	8.0	60.48	66.0	6.1	61.13	67.1	6.0	60.68	66.5
02/12/2017 07:50	7.8	60.94	66.6	8.0	60.39	65.8	6.1	60.99	66.9	6.0	60.53	66.3
02/12/2017 08:00	7.8	60.86	66.4	8.0	60.30	65.6	6.1	60.91	66.6	6.0	60.44	66.1
02/12/2017 08:10	7.8	60.73	66.2	8.0	60.18	65.4	6.1	60.79	66.5	6.0	60.32	66.0
02/12/2017 08:20	7.8	60.63	66.1	8.0	60.12	65.3	6.1	60.73	66.3	6.0	60.27	65.8
02/12/2017 08:30	8.0	60.63	66.0	8.0	60.10	65.2	6.0	60.73	66.2	6.0	60.29	65.8
02/12/2017 08:40	8.0	60.63	65.9	8.0	60.11	65.1	6.0	60.72	66.2	6.0	60.28	65.7
02/12/2017 08:50	8.0	60.63	65.8	8.0	60.08	65.1	6.0	60.71	66.1	6.0	60.26	65.6
02/12/2017 09:00	8.0	60.62	65.7	8.0	60.02	65.0	6.0	60.64	66.1	6.0	60.23	65.6
02/12/2017 09:10	8.0	60.62	65.7	8.0	60.02	65.0	6.0	60.66	66.0	6.0	60.23	65.5
02/12/2017 09:20	8.0	60.60	65.6	8.0	60.03	64.9	6.0	60.67	66.0	6.0	60.23	65.5
02/12/2017 09:30	8.0	60.62	65.6	8.0	60.04	64.9	6.0	60.67	65.9	6.0	60.23	65.3
02/12/2017 09:40	8.0	60.62	65.6	8.0	60.09	64.9	6.0	60.74	65.9	6.0	60.28	65.3
02/12/2017 09:50	7.9	60.67	65.6	8.0	60.14	64.8	6.0	60.84	65.9	6.0	60.34	65.4
02/12/2017 10:00	7.9	60.77	65.6	8.0	60.27	64.9	6.0	60.97	65.9	6.0	60.48	65.4
02/12/2017 10:10	7.9	60.90	65.7	8.0	60.41	64.9	6.0	61.14	65.9	6.0	60.67	65.5
02/12/2017 10:20	7.9	61.07	65.7	8.0	60.59	65.0	6.0	61.31	66.0	6.0	60.82	65.4
02/12/2017 10:30	7.9	61.28	65.8	8.0	60.81	65.0	6.0	61.53	66.0	6.0	61.05	65.5
02/12/2017 10:40	7.9	61.51	65.9	8.0	61.06	65.1	6.0	61.81	66.1	6.0	61.33	65.5
02/12/2017 10:50	7.9	61.81	66.0	8.0	61.37	65.3	6.0	62.16	66.2	6.0	61.67	65.7

Date/Time	HW9i F	HW9i T	HW9o	HW10i F	HW10i T	HW10o	HW11i F	HW11i T	HW11o	HW12i F	HW12i T	HW12o
02/12/2017 11:00	7.9	61.97	66.2	8.0	61.52	65.4	6.0	62.26	66.3	6.0	61.77	65.8
02/12/2017 11:10	7.9	62.12	66.3	8.0	61.69	65.6	6.0	62.43	66.4	6.0	61.97	66.0
02/12/2017 11:20	7.9	62.35	66.4	8.0	61.92	65.7	6.0	62.68	66.6	6.0	62.20	66.0
02/12/2017 11:30	7.9	62.50	66.6	8.0	62.05	65.8	6.0	62.80	66.7	6.0	62.31	66.2
02/12/2017 11:40	7.9	62.72	66.7	8.0	62.29	66.0	6.0	63.09	66.8	6.0	62.59	66.3
02/12/2017 11:50	7.9	62.96	66.8	8.0	62.53	66.1	5.9	63.35	67.0	6.0	62.84	66.4
02/12/2017 12:00	7.9	63.20	67.0	8.0	62.76	66.3	5.9	63.57	67.1	6.0	63.07	66.6
02/12/2017 12:10	7.9	63.40	67.2	8.0	62.98	66.4	5.9	63.79	67.3	6.0	63.29	66.7
02/12/2017 12:20	7.9	63.61	67.3	8.0	63.21	66.6	5.9	64.02	67.4	5.9	63.49	66.8
02/12/2017 12:30	7.9	63.77	67.5	8.0	63.38	66.8	5.9	64.20	67.5	6.0	63.67	67.0
02/12/2017 12:40	7.9	63.99	67.7	8.0	63.58	66.9	6.0	64.40	67.7	5.9	63.88	67.2
02/12/2017 12:50	7.9	64.18	67.8	8.0	63.79	67.1	5.9	64.60	67.8	6.0	64.09	67.4
02/12/2017 13:00	7.9	64.29	67.9	8.0	63.89	67.2	5.9	64.70	67.9	6.0	64.19	67.5
02/12/2017 13:10	7.9	64.39	68.0	8.0	63.99	67.4	5.9	64.80	68.1	5.9	64.25	67.6
02/12/2017 13:20	7.9	64.43	68.2	8.0	64.01	67.4	6.0	64.80	68.2	6.0	64.27	67.7
02/12/2017 13:30	7.9	64.50	68.2	8.0	64.04	67.5	5.9	64.84	68.2	5.9	64.32	67.8
02/12/2017 13:40	7.9	64.56	68.3	8.0	64.12	67.6	5.9	64.92	68.3	6.0	64.40	67.8
02/12/2017 13:50	7.9	64.66	68.3	8.0	64.22	67.6	5.9	65.05	68.4	5.9	64.52	67.9
02/12/2017 14:00	7.9	64.74	68.4	8.0	64.34	67.7	5.9	65.19	68.5	5.9	64.67	68.0
02/12/2017 14:10	7.9	64.76	68.5	8.0	64.35	67.8	5.9	65.19	68.6	5.9	64.66	68.1
02/12/2017 14:20	7.9	64.77	68.6	8.0	64.35	67.8	5.9	65.18	68.6	5.9	64.65	68.1
02/12/2017 14:30	7.9	64.84	68.6	8.0	64.41	67.9	5.9	65.22	68.6	5.9	64.71	68.1
02/12/2017 14:40	7.9	64.91	68.6	8.0	64.50	67.9	5.9	65.30	68.6	5.9	64.73	68.2
02/12/2017 14:50	7.9	64.96	68.6	8.0	64.51	68.0	5.9	65.37	68.7	5.9	64.82	68.2
02/12/2017 15:00	7.9	65.02	68.7	8.0	64.58	68.0	5.9	65.46	68.7	6.0	64.92	68.3
02/12/2017 15:10	7.9	65.05	68.8	8.0	64.66	68.1	5.9	65.53	68.8	6.0	64.97	68.3
02/12/2017 15:20	7.9	65.06	68.8	8.0	64.66	68.1	5.9	65.53	68.8	6.0	64.97	68.4
02/12/2017 15:30	7.9	65.03	68.8	8.0	64.63	68.2	6.0	65.51	68.9	5.9	64.96	68.4
02/12/2017 15:40	7.9	65.03	68.8	8.0	64.63	68.2	5.9	65.49	68.9	5.9	64.92	68.4
02/12/2017 15:50	7.9	65.02	68.9	8.0	64.56	68.2	5.9	65.39	68.9	6.0	64.86	68.4
02/12/2017 16:00	7.9	65.00	68.8	8.0	64.53	68.1	5.9	65.35	68.9	6.0	64.82	68.5
02/12/2017 16:10	7.9	64.95	68.8	8.0	64.51	68.1	5.9	65.32	68.9	6.0	64.78	68.4
02/12/2017 16:20	7.9	64.87	68.8	8.0	64.40	68.1	5.9	65.20	68.9	6.0	64.69	68.4
02/12/2017 16:30	7.9	64.72	68.8	8.0	64.22	68.1	5.9	64.98	68.8	6.0	64.48	68.3
02/12/2017 16:40	7.9	64.56	68.7	8.0	64.06	68.0	6.0	64.81	68.7	6.0	64.31	68.3
02/12/2017 16:50	7.9	64.42	68.6	8.0	63.93	67.9	5.9	64.66	68.7	6.0	64.17	68.2
02/12/2017 17:00	7.9	64.27	68.5	8.0	63.77	67.8	5.9	64.47	68.6	6.0	64.02	68.1
02/12/2017 17:10	7.9	64.11	68.4	8.0	63.58	67.7	6.0	64.27	68.6	5.9	63.81	68.1
02/12/2017 17:20	7.9	63.92	68.3	8.0	63.39	67.6	6.0	64.03	68.4	6.0	63.60	68.0
02/12/2017 17:30	7.9	63.71	68.2	8.0	63.17	67.5	6.0	63.81	68.3	6.0	63.36	67.8
02/12/2017 17:40	7.9	63.53	68.1	8.0	62.94	67.3	6.0	63.58	68.2	6.0	63.14	67.7
02/12/2017 17:50	7.9	63.30	67.9	8.0	62.73	67.2	5.9	63.35	68.1	6.0	62.91	67.5
02/12/2017 18:00	7.9	63.07	67.7	8.0	62.50	67.0	5.8	63.11	68.0	6.0	62.69	67.4
02/12/2017 18:10	7.9	62.85	67.5	8.0	62.27	66.8	5.8	62.88	67.8	6.0	62.42	67.3
02/12/2017 18:20	7.9	62.61	67.4	8.0	62.04	66.7	5.8	62.63	67.7	6.0	62.21	67.1
02/12/2017 18:30	7.9	62.39	67.2	8.0	61.81	66.5	5.8	62.41	67.5	6.0	61.98	66.8
02/12/2017 18:40	7.9	62.20	67.0	8.0	61.59	66.3	5.8	62.20	67.3	6.0	61.75	66.7
02/12/2017 18:50	7.9	61.98	66.9	8.0	61.37	66.1	5.8	61.97	67.2	6.0	61.55	66.6
02/12/2017 19:00	7.9	61.73	66.7	8.0	61.14	66.0	5.8	61.74	67.1	6.0	61.31	66.4
02/12/2017 19:10	7.9	61.53	66.5	8.0	60.92	65.8	5.8	61.53	66.9	6.0	61.09	66.2
02/12/2017 19:20	7.9	61.33	66.3	8.0	60.73	65.6	5.8	61.34	66.7	6.0	60.91	66.0
02/12/2017 19:30	7.9	61.13	66.1	8.0	60.51	65.4	5.8	61.13	66.6	6.0	60.69	65.9
02/12/2017 19:40	7.9	60.94	66.0	8.0	60.35	65.3	5.8	60.95	66.4	6.0	60.50	65.7
02/12/2017 19:50	7.9	60.75	65.8	8.0	60.16	65.1	5.8	60.76	66.2	6.0	60.31	65.6
02/12/2017 20:00	7.9	60.58	65.6	8.0	59.97	64.9	5.8	60.55	66.1	6.0	60.12	65.4

Date/Time	HW9i F	HW9i T	HW9o	HW10i F	HW10i T	HW10o	HW11i F	HW11i T	HW11o	HW12i F	HW12i T	HW12o
02/12/2017 20:10	7.9	60.39	65.5	8.0	59.79	64.7	5.8	60.38	65.9	6.0	59.95	65.2
02/12/2017 20:20	7.9	60.24	65.3	8.0	59.63	64.6	5.8	60.22	65.8	6.0	59.76	65.2
02/12/2017 20:30	7.9	60.03	65.2	8.0	59.44	64.5	5.8	60.01	65.6	6.0	59.56	65.0
02/12/2017 20:40	7.9	59.87	65.0	8.0	59.27	64.3	5.8	59.84	65.5	6.0	59.41	64.9
02/12/2017 20:50	7.9	59.66	64.9	8.0	59.08	64.2	5.8	59.66	65.4	6.0	59.25	64.7
02/12/2017 21:00	7.9	59.52	64.7	8.0	58.90	64.0	5.8	59.48	65.2	6.0	59.03	64.5
02/12/2017 21:10	7.9	59.27	64.6	8.0	58.66	63.8	5.8	59.23	65.0	6.0	58.81	64.4
02/12/2017 21:20	7.9	59.03	64.5	8.0	58.44	63.7	5.8	59.00	64.9	6.0	58.58	64.2
02/12/2017 21:30	7.9	58.83	64.3	8.0	58.22	63.5	5.8	58.79	64.7	5.9	58.37	64.1
02/12/2017 21:40	7.9	58.61	64.1	8.0	58.03	63.3	5.8	58.59	64.6	5.9	58.14	64.0
02/12/2017 21:50	7.9	58.35	64.0	8.0	57.79	63.1	5.8	58.32	64.4	5.9	57.90	63.8
02/12/2017 22:00	7.9	58.19	63.7	8.0	57.62	62.9	5.8	58.17	64.2	5.9	57.75	63.7
02/12/2017 22:10	7.9	57.98	63.6	8.0	57.42	62.8	5.8	57.96	64.0	5.9	57.54	63.5
02/12/2017 22:20	7.9	57.80	63.4	8.0	57.22	62.7	5.8	57.79	63.9	5.9	57.36	63.3
02/12/2017 22:30	7.9	57.62	63.2	8.0	57.04	62.4	5.8	57.59	63.8	5.9	57.16	63.1
02/12/2017 22:40	7.9	57.43	63.0	8.0	56.87	62.3	5.8	57.41	63.6	5.9	56.97	63.0
02/12/2017 22:50	7.9	57.20	62.9	8.0	56.62	62.1	5.8	57.17	63.4	5.9	56.74	62.9
02/12/2017 23:00	7.9	56.93	62.7	8.0	56.39	61.9	5.8	56.90	63.3	5.9	56.49	62.7
02/12/2017 23:10	7.9	56.80	62.5	8.0	56.24	61.7	5.8	56.78	63.1	5.9	56.35	62.5
02/12/2017 23:20	7.9	56.52	62.3	8.1	55.95	61.5	5.8	56.49	62.9	5.9	56.07	62.4
02/12/2017 23:30	7.9	56.38	62.1	8.1	55.84	61.4	5.8	56.35	62.7	5.9	55.95	62.1
02/12/2017 23:40	7.9	56.15	62.0	8.1	55.60	61.2	5.8	56.11	62.6	5.9	55.70	62.0
02/12/2017 23:50	7.9	55.94	61.8	8.1	55.39	61.0	5.8	55.91	62.5	5.9	55.50	61.8
02/13/2017 00:00	7.9	55.74	61.5	8.0	55.16	60.8	5.8	55.66	62.3	5.9	55.28	61.6
02/13/2017 00:10	7.9	55.53	61.4	8.0	54.95	60.6	5.8	55.47	62.2	5.9	55.07	61.4
02/13/2017 00:20	7.9	55.30	61.2	8.1	54.75	60.5	5.8	55.27	62.0	5.9	54.88	61.3
02/13/2017 00:30	7.9	55.07	61.0	8.1	54.51	60.2	5.8	55.04	61.8	5.9	54.63	61.1
02/13/2017 00:40	7.9	54.92	60.9	8.1	54.38	60.0	5.8	54.90	61.7	5.9	54.49	61.0
02/13/2017 00:50	7.9	54.70	60.7	8.1	54.16	59.9	5.8	54.66	61.5	5.9	54.25	60.8
02/13/2017 01:00	7.9	54.48	60.5	8.1	53.91	59.7	5.8	54.40	61.4	6.0	53.99	60.6
02/13/2017 01:10	7.9	54.30	60.3	8.1	53.73	59.6	5.8	54.22	61.2	6.0	53.83	60.4
02/13/2017 01:20	7.9	54.08	60.2	8.1	53.51	59.4	5.8	54.00	61.0	6.0	53.61	60.2
02/13/2017 01:30	7.9	53.86	60.0	8.1	53.31	59.2	5.8	53.81	60.8	6.0	53.41	60.1
02/13/2017 01:40	7.9	53.69	59.8	8.1	53.09	59.0	5.8	53.58	60.7	6.0	53.20	59.9
02/13/2017 01:50	7.9	53.43	59.6	8.1	52.83	58.8	5.8	53.31	60.5	6.0	52.94	59.7
02/13/2017 02:00	7.9	53.26	59.5	8.1	52.62	58.6	5.8	53.11	60.3	6.0	52.73	59.6
02/13/2017 02:10	7.9	53.02	59.3	8.1	52.38	58.5	5.8	52.90	60.1	6.0	52.51	59.4
02/13/2017 02:20	7.9	52.80	59.1	8.1	52.18	58.3	5.8	52.67	59.9	6.0	52.31	59.2
02/13/2017 02:30	7.9	52.68	58.8	8.1	52.06	58.1	5.8	52.55	59.7	6.0	52.16	59.0
02/13/2017 02:40	7.9	52.49	58.7	8.1	51.88	57.9	5.8	52.37	59.5	6.0	51.97	58.8
02/13/2017 02:50	7.9	52.30	58.6	8.1	51.69	57.8	5.8	52.18	59.4	6.0	51.79	58.7
02/13/2017 03:00	7.9	52.13	58.4	8.1	51.49	57.6	5.8	51.99	59.2	6.0	51.58	58.5
02/13/2017 03:10	7.9	51.89	58.2	8.1	51.26	57.4	5.8	51.73	59.1	6.0	51.34	58.4
02/13/2017 03:20	7.9	51.65	58.1	8.1	51.04	57.2	5.8	51.52	58.9	6.0	51.12	58.2
02/13/2017 03:30	7.9	51.42	57.9	8.1	50.80	57.1	5.8	51.27	58.7	6.0	50.87	58.0
02/13/2017 03:40	7.9	51.23	57.6	8.1	50.59	56.9	5.8	51.05	58.5	6.0	50.65	57.8
02/13/2017 03:50	8.0	51.03	57.5	8.1	50.40	56.6	5.8	50.87	58.4	6.0	50.48	57.6
02/13/2017 04:00	7.9	50.86	57.3	8.1	50.22	56.5	5.8	50.68	58.3	6.0	50.29	57.5
02/13/2017 04:10	7.9	50.67	57.1	8.1	50.02	56.3	5.8	50.48	58.1	6.0	50.08	57.3
02/13/2017 04:20	7.9	50.52	56.9	8.1	49.90	56.1	5.8	50.33	57.9	6.0	49.92	57.1
02/13/2017 04:30	7.9	50.34	56.8	8.1	49.71	55.9	5.8	50.19	57.8	6.0	49.78	56.9
02/13/2017 04:40	8.0	50.18	56.7	8.1	49.58	55.8	5.8	50.01	57.6	6.0	49.61	56.7
02/13/2017 04:50	8.0	50.04	56.5	8.1	49.41	55.6	5.8	49.84	57.5	6.0	49.45	56.7
02/13/2017 05:00	8.0	49.89	56.4	8.1	49.26	55.5	5.8	49.74	57.3	6.0	49.35	56.5
02/13/2017 05:10	8.0	49.78	56.2	8.1	49.19	55.4	5.8	49.61	57.1	6.0	49.25	56.3

Date/Time	HW9i F	HW9i T	HW9o	HW10i F	HW10i T	HW10o	HW11i F	HW11i T	HW11o	HW12i F	HW12i T	HW12o
02/13/2017 05:20	8.0	49.63	56.0	8.1	48.99	55.2	5.8	49.44	57.0	6.0	49.05	56.2
02/13/2017 05:30	8.0	49.44	55.9	8.2	48.83	55.1	5.8	49.26	56.9	6.0	48.88	56.1
02/13/2017 05:40	8.0	49.38	55.8	8.1	48.75	54.9	5.8	49.18	56.8	6.0	48.79	56.0
02/13/2017 05:50	8.0	49.19	55.6	8.2	48.58	54.8	5.8	48.99	56.6	6.0	48.64	55.8
02/13/2017 06:00	8.0	49.02	55.5	8.2	48.37	54.7	5.8	48.78	56.5	6.1	48.40	55.7
02/13/2017 06:10	8.0	48.84	55.4	8.2	48.23	54.5	5.8	48.62	56.4	6.1	48.27	55.5
02/13/2017 06:20	8.0	48.68	55.2	8.2	48.05	54.4	5.8	48.46	56.3	6.1	48.09	55.3
02/13/2017 06:30	8.0	48.51	55.1	8.2	47.89	54.3	5.8	48.28	56.1	6.1	47.92	55.3
02/13/2017 06:40	8.0	48.34	55.0	8.2	47.71	54.1	5.8	48.10	56.0	6.1	47.75	55.1
02/13/2017 06:50	8.0	48.17	54.8	8.2	47.59	54.0	5.8	47.95	55.9	6.1	47.59	55.0
02/13/2017 07:00	8.0	48.08	54.7	8.2	47.48	53.8	5.9	47.86	55.7	6.1	47.48	54.8
02/13/2017 07:10	8.0	47.94	54.5	8.2	47.34	53.7	5.9	47.73	55.6	6.1	47.42	54.7
02/13/2017 07:20	8.0	47.86	54.4	8.2	47.26	53.5	5.8	47.65	55.4	6.1	47.27	54.6
02/13/2017 07:30	8.0	47.83	54.4	8.2	47.23	53.4	5.9	47.63	55.4	6.1	47.23	54.5
02/13/2017 07:40	8.0	47.78	54.2	8.2	47.23	53.4	5.8	47.63	55.2	6.1	47.23	54.4
02/13/2017 07:50	8.0	47.82	54.1	8.2	47.27	53.3	5.8	47.71	55.2	6.1	47.32	54.3
02/13/2017 08:00	8.0	47.83	54.1	8.2	47.35	53.2	5.8	47.79	55.1	6.1	47.41	54.2
02/13/2017 08:10	8.0	47.92	54.2	8.2	47.43	53.2	5.8	47.83	55.0	6.1	47.45	54.2
02/13/2017 08:20	8.0	47.98	54.1	8.2	47.54	53.2	5.8	47.91	55.0	6.1	47.56	54.1
02/13/2017 08:30	8.0	48.10	54.2	8.2	47.66	53.2	5.8	48.08	55.0	6.1	47.71	54.2
02/13/2017 08:40	8.0	48.33	54.2	8.2	47.90	53.3	5.8	48.33	55.1	6.1	47.95	54.2
02/13/2017 08:50	8.0	48.53	54.2	8.2	48.12	53.4	5.8	48.55	55.1	6.0	48.19	54.3
02/13/2017 09:00	8.0	48.78	54.4	8.2	48.36	53.5	5.8	48.82	55.1	6.0	48.44	54.3
02/13/2017 09:10	8.0	49.09	54.5	8.2	48.67	53.6	5.8	49.16	55.3	6.1	48.79	54.5
02/13/2017 09:20	8.0	49.37	54.6	8.2	48.97	53.8	5.8	49.48	55.4	6.0	49.09	54.6
02/13/2017 09:30	8.0	49.61	54.8	8.2	49.21	54.0	5.8	49.73	55.6	6.0	49.32	54.8
02/13/2017 09:40	8.0	49.94	54.9	8.2	49.54	54.2	5.8	50.13	55.7	6.0	49.70	55.0
02/13/2017 09:50	8.0	50.27	55.3	8.2	49.90	54.5	5.8	50.50	55.9	6.0	50.06	55.2
02/13/2017 10:00	8.0	50.71	55.4	8.1	50.35	54.7	5.8	50.98	56.1	6.0	50.54	55.3
02/13/2017 10:10	8.0	51.08	55.7	8.2	50.69	54.9	5.8	51.37	56.4	6.0	50.92	55.6
02/13/2017 10:20	8.0	51.44	56.0	8.1	51.02	55.2	5.8	51.70	56.6	6.0	51.23	55.8
02/13/2017 10:30	8.0	51.71	56.3	8.1	51.32	55.5	5.8	51.97	56.8	6.0	51.52	56.1
02/13/2017 10:40	8.0	52.05	56.5	8.1	51.63	55.8	5.8	52.34	57.0	6.0	51.89	56.3
02/13/2017 10:50	7.9	52.44	56.7	8.1	52.04	56.0	5.8	52.78	57.2	6.0	52.32	56.6
02/13/2017 11:00	7.9	52.82	57.0	8.1	52.43	56.3	5.8	53.16	57.5	6.0	52.69	56.8
02/13/2017 11:10	8.0	53.14	57.4	8.1	52.75	56.5	5.8	53.45	57.8	6.0	53.01	57.1
02/13/2017 11:20	7.9	53.39	57.6	8.1	53.01	56.8	5.7	53.76	58.0	6.0	53.28	57.3
02/13/2017 11:30	7.9	53.77	57.8	8.1	53.38	57.0	5.7	54.13	58.3	6.0	53.66	57.6
02/13/2017 11:40	7.9	54.02	58.1	8.1	53.64	57.3	5.7	54.38	58.5	6.0	53.90	57.8
02/13/2017 11:50	8.0	54.42	58.4	8.1	54.05	57.6	5.7	54.86	58.8	6.0	54.34	58.1
02/13/2017 12:00	7.9	54.63	58.6	8.1	54.29	57.9	5.7	55.05	59.0	6.0	54.54	58.4
02/13/2017 12:10	7.9	54.90	58.9	8.1	54.56	58.1	5.7	55.29	59.2	6.0	54.78	58.6
02/13/2017 12:20	7.9	55.21	59.1	8.1	54.89	58.4	5.7	55.63	59.4	6.0	55.13	58.8
02/13/2017 12:30	7.9	55.42	59.4	8.1	55.06	58.5	5.7	55.82	59.7	6.0	55.31	59.0
02/13/2017 12:40	7.9	55.69	59.6	8.1	55.31	58.9	5.7	56.02	59.8	6.0	55.53	59.2
02/13/2017 12:50	7.9	55.98	59.7	8.1	55.63	59.0	5.7	56.34	60.1	6.0	55.86	59.4
02/13/2017 13:00	7.9	56.25	60.0	8.1	55.89	59.2	5.7	56.62	60.3	5.9	56.13	59.6
02/13/2017 13:10	7.9	56.44	60.2	8.1	56.06	59.4	5.7	56.80	60.5	5.9	56.28	59.8
02/13/2017 13:20	7.9	56.62	60.4	8.1	56.22	59.6	5.7	56.93	60.7	5.9	56.45	60.0
02/13/2017 13:30	7.9	56.87	60.6	8.1	56.52	59.8	5.7	57.29	60.9	5.9	56.78	60.2
02/13/2017 13:40	7.9	57.11	60.8	8.1	56.78	60.0	5.7	57.58	61.1	5.9	57.03	60.4
02/13/2017 13:50	7.9	57.32	61.0	8.1	56.96	60.3	5.7	57.76	61.2	5.9	57.24	60.5
02/13/2017 14:00	7.9	57.54	61.1	8.1	57.15	60.4	5.7	57.89	61.4	5.9	57.36	60.8
02/13/2017 14:10	7.9	57.65	61.3	8.1	57.22	60.6	5.7	57.92	61.6	5.9	57.41	60.9
02/13/2017 14:20	7.9	57.73	61.4	8.1	57.24	60.7	5.7	57.91	61.8	5.9	57.43	61.1

Date/Time	HW9i F	HW9i T	HW9o	HW10i F	HW10i T	HW10o	HW11i F	HW11i T	HW11o	HW12i F	HW12i T	HW12o
02/13/2017 14:30	7.9	57.73	61.6	8.1	57.23	60.8	5.7	57.90	61.9	5.9	57.42	61.2
02/13/2017 14:40	7.9	57.73	61.6	8.1	57.23	60.9	5.7	57.89	62.0	5.9	57.42	61.3
02/13/2017 14:50	7.9	57.78	61.6	8.1	57.27	61.0	5.7	57.92	62.1	5.9	57.43	61.3
02/13/2017 15:00	7.9	57.77	61.7	8.1	57.27	61.0	5.7	57.90	62.1	5.9	57.44	61.4
02/13/2017 15:10	7.9	57.73	61.7	8.1	57.23	61.0	5.7	57.87	62.2	5.9	57.42	61.5
02/13/2017 15:20	7.9	57.82	61.8	8.1	57.31	61.1	5.7	57.91	62.2	5.9	57.47	61.5
02/13/2017 15:30	7.9	57.80	61.8	8.1	57.27	61.1	5.7	57.87	62.2	5.9	57.45	61.5
02/13/2017 15:40	7.9	57.80	61.9	8.1	57.29	61.2	5.7	57.88	62.3	5.9	57.42	61.5
02/13/2017 15:50	7.9	57.77	61.8	8.1	57.25	61.2	5.7	57.84	62.3	5.9	57.38	61.6
02/13/2017 16:00	7.9	57.73	61.9	8.1	57.23	61.2	5.7	57.83	62.3	5.9	57.34	61.6
02/13/2017 16:10	7.9	57.77	61.9	8.1	57.23	61.2	5.7	57.83	62.3	5.9	57.40	61.6
02/13/2017 16:20	7.9	57.73	61.9	8.1	57.17	61.2	5.7	57.78	62.3	5.9	57.33	61.6
02/13/2017 16:30	7.9	57.73	61.9	8.1	57.14	61.2	5.7	57.75	62.3	5.9	57.33	61.6
02/13/2017 16:40	7.9	57.73	61.9	8.1	57.13	61.1	5.7	57.73	62.4	5.9	57.33	61.6
02/13/2017 16:50	7.9	57.72	61.9	8.1	57.13	61.1	5.7	57.73	62.3	5.9	57.33	61.5
02/13/2017 17:00	7.9	57.72	61.9	8.1	57.13	61.1	5.7	57.73	62.3	5.9	57.33	61.6
02/13/2017 17:10	7.9	57.70	61.9	8.1	57.13	61.1	5.7	57.73	62.4	5.9	57.33	61.6
02/13/2017 17:20	7.9	57.71	61.9	8.1	57.13	61.2	5.7	57.73	62.3	5.9	57.33	61.5
02/13/2017 17:30	7.9	57.66	61.9	8.1	57.13	61.2	5.7	57.72	62.3	6.0	57.30	61.5
02/13/2017 17:40	7.9	57.66	61.8	8.1	57.13	61.2	5.7	57.72	62.3	6.0	57.31	61.6
02/13/2017 17:50	7.9	57.58	61.9	8.1	57.05	61.1	5.7	57.63	62.4	6.0	57.22	61.6
02/13/2017 18:00	7.9	57.52	61.9	8.1	57.01	61.1	5.7	57.61	62.4	6.0	57.13	61.6
02/13/2017 18:10	7.9	57.52	61.8	8.1	56.94	61.1	5.7	57.56	62.4	6.0	57.13	61.6
02/13/2017 18:20	7.9	57.51	61.8	8.1	56.96	61.1	5.7	57.59	62.3	6.0	57.13	61.6
02/13/2017 18:30	7.9	57.52	61.8	8.1	57.02	61.1	5.7	57.63	62.3	6.0	57.13	61.6
02/13/2017 18:40	7.9	57.47	61.8	8.1	56.96	61.0	5.7	57.56	62.3	6.0	57.09	61.5
02/13/2017 18:50	7.9	57.42	61.8	8.1	56.91	61.0	5.7	57.52	62.3	6.0	57.02	61.5
02/13/2017 19:00	7.9	57.42	61.8	8.1	56.83	61.0	5.7	57.50	62.3	6.0	57.02	61.5
02/13/2017 19:10	7.9	57.34	61.8	8.1	56.83	61.0	5.7	57.42	62.3	5.9	57.02	61.5
02/13/2017 19:20	7.9	57.33	61.7	8.1	56.83	61.0	5.7	57.42	62.2	5.9	56.95	61.5
02/13/2017 19:30	7.9	57.33	61.7	8.1	56.83	61.0	5.7	57.42	62.2	5.9	56.97	61.5
02/13/2017 19:40	7.9	57.33	61.7	8.1	56.83	60.9	5.7	57.42	62.2	5.9	56.93	61.4
02/13/2017 19:50	7.9	57.32	61.7	8.1	56.79	60.9	5.7	57.33	62.2	6.0	56.92	61.4
02/13/2017 20:00	7.9	57.24	61.6	8.1	56.73	60.9	5.7	57.30	62.2	6.0	56.87	61.4
02/13/2017 20:10	7.9	57.23	61.6	8.1	56.69	60.9	5.7	57.26	62.2	6.0	56.85	61.4
02/13/2017 20:20	7.9	57.22	61.6	8.1	56.64	60.9	5.7	57.23	62.1	6.0	56.83	61.4
02/13/2017 20:30	7.9	57.17	61.6	8.1	56.63	60.9	5.7	57.23	62.1	6.0	56.83	61.3
02/13/2017 20:40	7.9	57.14	61.6	8.1	56.60	60.8	5.7	57.18	62.1	6.0	56.77	61.3
02/13/2017 20:50	7.9	57.05	61.5	8.1	56.52	60.8	5.7	57.12	62.1	6.0	56.68	61.3
02/13/2017 21:00	7.9	57.02	61.5	8.1	56.45	60.8	5.7	57.05	62.1	6.0	56.63	61.3
02/13/2017 21:10	7.9	56.94	61.4	8.1	56.42	60.7	5.7	57.03	62.0	6.0	56.63	61.3
02/13/2017 21:20	7.9	56.92	61.4	8.1	56.42	60.7	5.7	56.99	62.0	6.0	56.60	61.3
02/13/2017 21:30	7.9	56.91	61.4	8.1	56.36	60.7	5.7	56.92	62.0	6.0	56.52	61.2
02/13/2017 21:40	7.9	56.84	61.4	8.1	56.33	60.6	5.7	56.92	61.9	6.0	56.46	61.2
02/13/2017 21:50	7.9	56.83	61.3	8.1	56.33	60.6	5.7	56.92	61.9	6.0	56.51	61.1
02/13/2017 22:00	7.9	56.81	61.3	8.1	56.29	60.6	5.7	56.88	61.9	6.0	56.44	61.1
02/13/2017 22:10	7.9	56.78	61.3	8.1	56.23	60.5	5.7	56.84	61.9	6.0	56.42	61.1
02/13/2017 22:20	7.9	56.73	61.3	8.1	56.23	60.5	5.7	56.83	61.9	6.0	56.38	61.1
02/13/2017 22:30	7.9	56.70	61.2	8.1	56.19	60.5	5.7	56.79	61.8	6.0	56.33	61.0
02/13/2017 22:40	7.9	56.63	61.2	8.1	56.13	60.5	5.7	56.68	61.7	6.0	56.23	61.0
02/13/2017 22:50	7.9	56.63	61.2	8.1	56.12	60.4	5.7	56.63	61.8	6.0	56.23	61.0
02/13/2017 23:00	7.9	56.62	61.1	8.1	56.05	60.4	5.7	56.63	61.7	6.0	56.23	60.9
02/13/2017 23:10	7.9	56.54	61.1	8.1	56.02	60.4	5.7	56.58	61.7	6.0	56.14	60.9
02/13/2017 23:20	7.9	56.47	61.1	8.1	55.95	60.4	5.7	56.52	61.7	6.0	56.08	60.9
02/13/2017 23:30	7.9	56.42	61.1	8.1	55.88	60.3	5.7	56.42	61.6	6.0	56.02	60.9

Date/Time	HW9i F	HW9i T	HW9o	HW10i F	HW10i T	HW10o	HW11i F	HW11i T	HW11o	HW12i F	HW12i T	HW12o
02/13/2017 23:40	7.9	56.39	61.0	8.1	55.84	60.3	5.7	56.42	61.6	6.0	55.99	60.8
02/13/2017 23:50	7.9	56.33	61.0	8.1	55.83	60.2	5.7	56.37	61.6	6.0	55.92	60.8
02/14/2017 00:00	7.9	56.27	61.0	8.1	55.73	60.2	5.7	56.28	61.5	6.0	55.92	60.7
02/14/2017 00:10	7.9	56.29	60.9	8.1	55.72	60.1	5.8	56.29	61.5	6.0	55.90	60.7
02/14/2017 00:20	7.9	56.15	60.8	8.1	55.63	60.1	5.8	56.21	61.4	6.0	55.74	60.7
02/14/2017 00:30	7.9	56.12	60.8	8.1	55.55	60.0	5.8	56.13	61.4	6.0	55.71	60.6
02/14/2017 00:40	7.9	56.03	60.8	8.1	55.52	60.0	5.8	56.04	61.3	6.0	55.63	60.6
02/14/2017 00:50	7.9	55.99	60.8	8.1	55.44	59.9	5.8	55.95	61.3	6.0	55.56	60.4
02/14/2017 01:00	7.9	55.87	60.6	8.1	55.31	59.9	5.8	55.86	61.2	6.0	55.42	60.5
02/14/2017 01:10	7.9	55.73	60.6	8.1	55.17	59.9	5.8	55.70	61.1	6.0	55.32	60.4
02/14/2017 01:20	7.9	55.69	60.5	8.1	55.11	59.7	5.8	55.62	61.1	6.0	55.23	60.4
02/14/2017 01:30	7.9	55.56	60.4	8.1	55.00	59.7	5.8	55.53	61.0	6.0	55.12	60.3
02/14/2017 01:40	7.9	55.51	60.4	8.1	54.92	59.6	5.8	55.52	60.9	6.0	55.03	60.3
02/14/2017 01:50	7.9	55.42	60.3	8.1	54.89	59.6	5.8	55.46	60.8	6.0	55.02	60.2
02/14/2017 02:00	7.9	55.36	60.3	8.1	54.83	59.5	5.8	55.37	60.8	6.0	55.00	60.1
02/14/2017 02:10	7.9	55.33	60.2	8.1	54.83	59.4	5.8	55.33	60.8	6.0	54.92	60.1
02/14/2017 02:20	7.9	55.31	60.1	8.1	54.78	59.4	5.8	55.30	60.6	6.0	54.89	60.0
02/14/2017 02:30	7.9	55.21	60.1	8.1	54.66	59.3	5.8	55.19	60.6	6.0	54.80	59.9
02/14/2017 02:40	7.9	55.19	60.0	8.1	54.64	59.3	5.8	55.19	60.6	6.0	54.79	59.9
02/14/2017 02:50	7.9	55.13	60.0	8.1	54.57	59.2	5.8	55.13	60.5	6.0	54.70	59.9
02/14/2017 03:00	7.9	55.10	60.0	8.1	54.55	59.2	5.8	55.10	60.5	6.0	54.67	59.9
02/14/2017 03:10	7.9	55.13	59.9	8.1	54.58	59.2	5.8	55.12	60.4	6.0	54.70	59.7
02/14/2017 03:20	7.9	55.11	59.9	8.1	54.53	59.1	5.8	55.09	60.4	6.0	54.65	59.7
02/14/2017 03:30	7.9	55.04	59.8	8.1	54.46	59.1	5.8	55.01	60.4	6.0	54.59	59.7
02/14/2017 03:40	7.9	54.99	59.8	8.1	54.42	59.1	5.8	54.95	60.3	6.0	54.52	59.7
02/14/2017 03:50	7.9	54.97	59.8	8.1	54.42	59.0	5.8	54.98	60.3	6.0	54.53	59.7
02/14/2017 04:00	7.9	54.92	59.8	8.1	54.40	59.0	5.8	54.92	60.3	6.0	54.51	59.6
02/14/2017 04:10	7.9	54.92	59.8	8.1	54.41	58.9	5.8	54.92	60.3	6.0	54.52	59.6
02/14/2017 04:20	7.9	54.89	59.7	8.1	54.37	58.9	5.8	54.89	60.2	6.0	54.47	59.6
02/14/2017 04:30	7.9	54.83	59.7	8.1	54.33	59.0	5.8	54.83	60.2	6.0	54.42	59.6
02/14/2017 04:40	7.9	54.83	59.6	8.1	54.33	58.9	5.8	54.83	60.2	6.0	54.42	59.6
02/14/2017 04:50	7.9	54.85	59.6	8.1	54.33	58.9	5.8	54.84	60.2	6.0	54.42	59.5
02/14/2017 05:00	7.9	54.83	59.6	8.1	54.33	58.8	5.8	54.83	60.1	6.0	54.42	59.5
02/14/2017 05:10	7.9	54.78	59.6	8.1	54.24	58.8	5.8	54.77	60.1	6.0	54.34	59.5
02/14/2017 05:20	7.9	54.74	59.6	8.1	54.23	58.8	5.8	54.73	60.1	6.0	54.33	59.4
02/14/2017 05:30	7.9	54.73	59.6	8.1	54.20	58.8	5.8	54.73	60.1	6.0	54.32	59.4
02/14/2017 05:40	7.9	54.70	59.5	8.1	54.16	58.8	5.8	54.71	60.0	6.0	54.27	59.4
02/14/2017 05:50	7.9	54.69	59.5	8.1	54.13	58.8	5.8	54.70	60.0	6.0	54.23	59.4
02/14/2017 06:00	7.9	54.63	59.4	8.1	54.13	58.7	5.8	54.63	60.0	6.0	54.23	59.4
02/14/2017 06:10	7.9	54.63	59.5	8.1	54.11	58.7	5.8	54.62	60.0	6.0	54.22	59.3
02/14/2017 06:20	7.9	54.61	59.4	8.1	54.08	58.7	5.8	54.59	59.9	6.0	54.19	59.3
02/14/2017 06:30	7.9	54.52	59.4	8.1	53.95	58.7	5.8	54.49	59.9	6.0	54.07	59.3
02/14/2017 06:40	7.9	54.43	59.4	8.1	53.90	58.6	5.8	54.42	59.9	6.0	54.02	59.3
02/14/2017 06:50	7.9	54.36	59.3	8.1	53.83	58.5	5.8	54.34	59.9	6.0	53.92	59.2
02/14/2017 07:00	7.9	54.31	59.2	8.1	53.76	58.6	5.8	54.25	59.7	6.0	53.91	59.1
02/14/2017 07:10	7.9	54.23	59.2	8.1	53.68	58.4	5.8	54.21	59.7	6.0	53.80	59.1
02/14/2017 07:20	7.9	54.20	59.1	8.1	53.63	58.4	5.8	54.18	59.7	6.0	53.77	59.1
02/14/2017 07:30	7.9	54.13	59.1	8.1	53.60	58.3	5.8	54.13	59.6	6.0	53.73	59.0
02/14/2017 07:40	8.0	54.13	59.1	8.1	53.58	58.3	5.8	54.13	59.6	6.0	53.73	58.9
02/14/2017 07:50	7.9	54.19	59.0	8.1	53.65	58.3	5.8	54.22	59.6	6.0	53.81	58.9
02/14/2017 08:00	7.9	54.23	59.0	8.1	53.72	58.3	5.8	54.23	59.5	6.0	53.88	58.9
02/14/2017 08:10	7.9	54.30	59.0	8.1	53.79	58.3	5.8	54.30	59.5	6.0	53.92	58.9
02/14/2017 08:20	7.9	54.33	59.0	8.1	53.83	58.3	5.8	54.40	59.6	6.0	53.95	58.9
02/14/2017 08:30	7.9	54.41	59.1	8.1	53.91	58.4	5.8	54.47	59.6	6.0	54.05	59.0
02/14/2017 08:40	7.9	54.57	59.1	8.1	54.08	58.4	5.8	54.64	59.6	6.0	54.22	59.0

Date/Time	HW9i F	HW9i T	HW9o	HW10i F	HW10i T	HW10o	HW11i F	HW11i T	HW11o	HW12i F	HW12i T	HW12o
02/14/2017 08:50	7.9	54.77	59.2	8.1	54.28	58.4	5.8	54.87	59.7	6.0	54.43	59.1
02/14/2017 09:00	7.9	55.01	59.3	8.1	54.53	58.5	5.8	55.11	59.7	6.0	54.69	59.1
02/14/2017 09:10	7.9	55.27	59.4	8.1	54.80	58.7	5.8	55.41	59.8	6.0	54.98	59.2
02/14/2017 09:20	7.9	55.55	59.6	8.1	55.10	58.9	5.8	55.73	60.0	6.0	55.30	59.4
02/14/2017 09:30	7.9	55.75	59.8	8.1	55.30	59.1	5.8	55.91	60.2	6.0	55.48	59.5
02/14/2017 09:40	7.9	55.97	60.0	8.1	55.52	59.2	5.8	56.13	60.3	6.0	55.70	59.8
02/14/2017 09:50	7.9	56.25	60.1	8.1	55.83	59.4	5.8	56.47	60.4	6.0	56.03	59.8
02/14/2017 10:00	7.9	56.55	60.4	8.1	56.15	59.5	5.8	56.81	60.7	6.0	56.36	60.0
02/14/2017 10:10	7.8	56.85	60.5	8.0	56.45	59.8	5.7	57.09	60.8	5.9	56.66	60.2
02/14/2017 10:20	7.8	57.30	60.7	8.0	56.90	60.0	5.7	57.58	61.0	5.9	57.13	60.4
02/14/2017 10:30	7.9	57.88	61.0	8.1	57.48	60.3	5.8	58.16	61.3	5.9	57.71	60.7
02/14/2017 10:40	7.9	58.13	61.3	8.1	57.74	60.6	5.8	58.44	61.5	5.9	57.98	61.0
02/14/2017 10:50	7.9	58.43	61.7	8.1	58.02	60.9	5.8	58.76	61.8	5.9	58.30	61.2
02/14/2017 11:00	7.9	58.75	62.0	8.1	58.35	61.2	5.8	59.08	62.1	5.9	58.59	61.5
02/14/2017 11:10	7.9	59.02	62.1	8.1	58.62	61.5	5.8	59.37	62.3	5.9	58.88	61.7
02/14/2017 11:20	7.9	59.33	62.4	8.1	58.90	61.7	5.8	59.69	62.6	5.9	59.20	61.9
02/14/2017 11:30	7.9	59.56	62.6	8.1	59.16	62.0	5.7	59.90	62.8	5.9	59.40	62.2
02/14/2017 11:40	7.9	59.88	62.9	8.1	59.48	62.2	5.8	60.27	63.0	5.9	59.73	62.4
02/14/2017 11:50	7.9	60.20	63.1	8.1	59.80	62.4	5.7	60.62	63.2	5.9	60.08	62.6
02/14/2017 12:00	7.9	60.46	63.4	8.1	60.06	62.7	5.7	60.89	63.4	5.9	60.33	62.9
02/14/2017 12:10	7.9	60.73	63.6	8.1	60.34	63.0	5.7	61.18	63.7	5.9	60.63	63.1
02/14/2017 12:20	7.9	61.03	63.8	8.1	60.64	63.2	5.7	61.47	63.8	5.9	60.94	63.3
02/14/2017 12:30	7.9	61.27	64.0	8.1	60.86	63.4	5.7	61.63	64.1	5.9	61.12	63.6
02/14/2017 12:40	7.9	61.48	64.3	8.1	61.08	63.6	5.7	61.88	64.3	5.9	61.35	63.8
02/14/2017 12:50	7.8	61.73	64.5	8.0	61.32	63.8	5.7	62.15	64.5	5.8	61.63	64.0
02/14/2017 13:00	7.8	62.15	64.8	7.9	61.74	64.1	5.6	62.57	64.8	5.8	62.05	64.3
02/14/2017 13:10	7.7	62.51	65.0	7.8	62.11	64.3	5.5	62.95	65.0	5.7	62.42	64.5
02/14/2017 13:20	7.6	62.97	65.3	7.6	62.59	64.6	5.4	63.45	65.2	5.6	62.92	64.8
02/14/2017 13:30	7.5	63.71	65.7	7.6	63.35	64.9	5.4	64.19	65.6	5.6	63.67	65.1
02/14/2017 13:40	7.4	64.46	66.1	7.5	64.08	65.4	5.3	64.91	65.9	5.5	64.39	65.5
02/14/2017 13:50	7.4	65.04	66.6	7.5	64.65	65.9	5.3	65.52	66.4	5.5	64.96	65.9
02/14/2017 14:00	7.4	65.46	67.1	7.5	65.08	66.4	5.3	65.96	66.9	5.5	65.41	66.3
02/14/2017 14:10	7.4	65.76	67.5	7.5	65.40	66.9	5.3	66.32	67.3	5.5	65.78	66.8
02/14/2017 14:20	7.5	66.10	67.9	7.5	65.77	67.3	5.3	66.69	67.7	5.5	66.11	67.2
02/14/2017 14:30	7.5	66.40	68.1	7.6	66.05	67.6	5.4	66.97	68.0	5.6	66.42	67.5
02/14/2017 14:40	5.2	66.67	68.4	7.8	66.29	67.9	5.5	67.19	68.3	5.7	66.61	67.8
02/14/2017 14:50	7.4	66.84	68.5	7.8	66.46	68.1	0.7	67.83	68.5	5.7	66.80	68.0
02/14/2017 15:00	8.0	67.00	69.2	7.9	66.62	68.3	0.1	68.00	68.0	5.8	66.93	68.2
02/14/2017 15:10	7.9	67.15	69.2	8.0	66.73	68.6	6.0	67.56	68.1	5.8	67.03	68.5
02/14/2017 15:20	8.0	67.27	69.3	7.9	66.84	68.7	6.0	67.64	70.1	5.8	67.14	68.7
02/14/2017 15:30	8.0	67.41	69.4	7.9	66.92	68.9	6.0	67.72	69.7	5.8	67.22	68.8
02/14/2017 15:40	7.9	67.42	69.5	7.9	66.92	69.0	6.0	67.72	69.6	5.8	67.22	68.9
02/14/2017 15:50	8.0	67.42	69.7	8.0	66.94	69.1	6.0	67.72	69.6	5.7	67.22	69.0
02/14/2017 16:00	7.9	67.45	69.7	8.0	66.98	69.1	6.0	67.73	69.6	5.7	67.22	69.1
02/14/2017 16:10	7.9	67.43	69.8	8.0	66.93	69.2	6.0	67.72	69.7	5.7	67.22	69.2
02/14/2017 16:20	8.0	67.45	69.9	8.0	66.95	69.2	6.0	67.72	69.7	5.7	67.22	69.3
02/14/2017 16:30	7.9	67.42	69.9	8.0	66.92	69.3	6.0	67.64	69.7	5.8	67.17	69.3
02/14/2017 16:40	7.9	67.38	69.9	8.0	66.85	69.3	6.0	67.58	69.8	5.7	67.08	69.3
02/14/2017 16:50	7.9	67.32	69.9	8.0	66.76	69.3	6.0	67.49	69.8	5.8	67.02	69.3
02/14/2017 17:00	7.9	67.23	69.9	8.0	66.71	69.3	6.0	67.42	69.7	5.8	66.92	69.3
02/14/2017 17:10	7.9	67.13	69.9	8.0	66.63	69.3	6.0	67.33	69.7	5.7	66.83	69.3
02/14/2017 17:20	7.9	67.06	69.9	8.0	66.55	69.2	6.0	67.23	69.7	5.7	66.78	69.4
02/14/2017 17:30	8.0	66.98	69.8	8.0	66.44	69.2	6.0	67.16	69.7	5.8	66.68	69.3
02/14/2017 17:40	7.9	66.86	69.8	8.0	66.34	69.1	6.0	67.05	69.7	5.7	66.55	69.3
02/14/2017 17:50	7.9	66.75	69.7	7.9	66.22	69.1	6.0	66.92	69.6	5.8	66.47	69.3

Date/Time	HW9i F	HW9i T	HW9o	HW10i F	HW10i T	HW10o	HW11i F	HW11i T	HW11o	HW12i F	HW12i T	HW12o
02/14/2017 18:00	7.9	66.67	69.7	8.0	66.10	69.0	6.0	66.80	69.5	5.7	66.33	69.2
02/14/2017 18:10	7.9	66.52	69.6	8.0	65.96	69.0	6.0	66.67	69.5	5.7	66.19	69.1
02/14/2017 18:20	8.0	66.37	69.6	8.0	65.87	68.9	6.0	66.56	69.4	5.7	66.07	69.0
02/14/2017 18:30	8.0	66.28	69.4	8.0	65.73	68.8	6.0	66.40	69.4	5.8	65.94	69.0
02/14/2017 18:40	8.0	66.15	69.3	8.0	65.62	68.7	6.0	66.31	69.3	5.8	65.83	69.0
02/14/2017 18:50	8.0	66.04	69.2	8.0	65.52	68.7	6.0	66.19	69.2	5.7	65.75	68.9
02/14/2017 19:00	8.0	65.96	69.2	8.0	65.41	68.6	6.0	66.08	69.1	5.7	65.61	68.8
02/14/2017 19:10	8.0	65.84	69.1	8.0	65.27	68.5	6.0	65.94	69.1	5.8	65.48	68.7
02/14/2017 19:20	8.0	65.71	69.0	8.0	65.18	68.4	6.0	65.87	69.0	5.8	65.40	68.6
02/14/2017 19:30	8.0	65.62	69.0	8.0	65.07	68.4	6.0	65.75	69.0	5.8	65.27	68.6
02/14/2017 19:40	8.0	65.49	68.8	8.0	64.95	68.3	6.0	65.63	68.9	5.8	65.15	68.5
02/14/2017 19:50	7.9	65.37	68.8	8.0	64.86	68.2	6.0	65.51	68.7	5.8	65.03	68.5
02/14/2017 20:00	7.9	65.27	68.7	8.0	64.70	68.1	6.0	65.38	68.6	5.8	64.90	68.4
02/14/2017 20:10	7.9	65.11	68.7	8.0	64.56	68.0	6.0	65.24	68.6	5.8	64.76	68.3
02/14/2017 20:20	7.9	65.01	68.5	8.0	64.47	67.9	6.0	65.09	68.5	5.8	64.66	68.2
02/14/2017 20:30	7.9	64.89	68.4	8.0	64.32	67.8	6.1	64.98	68.5	5.8	64.50	68.1
02/14/2017 20:40	7.9	64.76	68.4	8.0	64.18	67.8	6.1	64.88	68.4	5.8	64.41	68.0
02/14/2017 20:50	7.9	64.67	68.3	8.0	64.09	67.7	6.1	64.75	68.2	5.8	64.29	67.9
02/14/2017 21:00	7.9	64.53	68.2	8.0	63.97	67.5	6.0	64.62	68.2	5.8	64.16	67.9
02/14/2017 21:10	7.9	64.42	68.1	8.0	63.86	67.5	6.1	64.52	68.1	5.8	64.09	67.8
02/14/2017 21:20	7.9	64.32	68.0	8.0	63.77	67.4	6.1	64.40	68.1	5.8	63.96	67.7
02/14/2017 21:30	7.9	64.20	67.9	8.0	63.63	67.3	6.0	64.28	67.9	5.8	63.82	67.6
02/14/2017 21:40	7.9	64.05	67.9	8.0	63.51	67.2	6.1	64.16	67.9	5.8	63.70	67.6
02/14/2017 21:50	7.9	63.97	67.8	8.0	63.40	67.1	6.1	64.03	67.8	5.8	63.58	67.5
02/14/2017 22:00	7.9	63.87	67.7	8.0	63.27	67.0	6.1	63.93	67.7	5.8	63.46	67.3
02/14/2017 22:10	7.9	63.73	67.5	8.0	63.19	66.9	6.1	63.81	67.6	5.8	63.38	67.3
02/14/2017 22:20	7.9	63.61	67.5	8.0	63.04	66.8	6.1	63.66	67.5	5.8	63.22	67.2
02/14/2017 22:30	7.9	63.44	67.3	8.0	62.84	66.7	6.1	63.49	67.5	5.8	63.05	67.1
02/14/2017 22:40	7.9	63.24	67.2	8.0	62.64	66.6	6.1	63.26	67.3	5.8	62.81	67.0
02/14/2017 22:50	7.9	63.06	67.1	8.0	62.48	66.4	6.1	63.09	67.2	5.8	62.66	66.9
02/14/2017 23:00	7.9	62.89	67.0	8.0	62.30	66.3	6.1	62.93	67.0	5.8	62.48	66.7
02/14/2017 23:10	7.9	62.72	66.8	8.0	62.15	66.2	6.1	62.76	66.9	5.8	62.31	66.6
02/14/2017 23:20	7.9	62.54	66.7	8.0	61.94	66.0	6.1	62.55	66.8	5.8	62.12	66.5
02/14/2017 23:30	7.9	62.33	66.6	8.0	61.75	65.9	6.1	62.33	66.7	5.8	61.92	66.4
02/14/2017 23:40	7.9	62.15	66.4	8.0	61.54	65.7	6.1	62.15	66.6	5.8	61.71	66.2
02/14/2017 23:50	7.9	62.02	66.2	8.0	61.41	65.6	6.1	61.98	66.4	5.8	61.56	66.0
02/15/2017 00:00	7.9	61.87	66.2	8.0	61.25	65.5	6.1	61.87	66.2	5.8	61.40	65.9
02/15/2017 00:10	7.8	61.67	66.0	8.0	61.09	65.3	6.1	61.68	66.1	5.8	61.24	65.8
02/15/2017 00:20	7.8	61.52	65.9	8.0	60.91	65.2	6.1	61.52	66.0	5.8	61.07	65.7
02/15/2017 00:30	7.8	61.40	65.8	8.0	60.80	65.1	6.1	61.40	65.9	5.8	60.97	65.6
02/15/2017 00:40	7.8	61.26	65.6	8.0	60.65	65.0	6.1	61.25	65.7	5.8	60.78	65.4
02/15/2017 00:50	7.8	61.09	65.5	8.0	60.46	64.8	6.1	61.08	65.7	5.8	60.63	65.3
02/15/2017 01:00	7.8	60.93	65.4	8.0	60.31	64.7	6.1	60.89	65.5	5.8	60.42	65.2
02/15/2017 01:10	7.8	60.72	65.3	8.0	60.11	64.5	6.1	60.69	65.4	5.8	60.24	65.0
02/15/2017 01:20	7.8	60.54	65.1	8.0	59.92	64.4	6.1	60.48	65.2	5.8	60.04	65.0
02/15/2017 01:30	7.8	60.35	65.0	8.0	59.73	64.3	6.1	60.30	65.1	5.8	59.84	64.8
02/15/2017 01:40	7.8	60.18	64.8	8.0	59.55	64.1	6.1	60.12	64.9	5.8	59.65	64.7
02/15/2017 01:50	7.8	59.98	64.7	8.0	59.37	63.9	6.1	59.90	64.8	5.8	59.48	64.5
02/15/2017 02:00	7.8	59.80	64.5	8.0	59.17	63.8	6.1	59.74	64.7	5.8	59.29	64.3
02/15/2017 02:10	7.8	59.61	64.4	8.0	58.99	63.7	6.1	59.53	64.6	5.8	59.09	64.2
02/15/2017 02:20	7.8	59.42	64.2	8.0	58.77	63.5	6.1	59.32	64.3	5.8	58.88	64.1
02/15/2017 02:30	7.8	59.22	64.1	8.0	58.58	63.3	6.1	59.10	64.2	5.8	58.67	63.9
02/15/2017 02:40	7.8	58.98	63.9	8.0	58.37	63.2	6.1	58.88	64.1	5.8	58.47	63.8
02/15/2017 02:50	7.8	58.78	63.8	8.0	58.16	63.0	6.1	58.66	63.9	5.8	58.25	63.6
02/15/2017 03:00	7.8	58.57	63.6	8.0	57.95	62.8	6.1	58.45	63.7	5.8	58.05	63.4

Date/Time	HW9i F	HW9i T	HW9o	HW10i F	HW10i T	HW10o	HW11i F	HW11i T	HW11o	HW12i F	HW12i T	HW12o
02/15/2017 03:10	7.8	58.34	63.4	8.0	57.74	62.6	6.1	58.23	63.5	5.8	57.83	63.3
02/15/2017 03:20	7.8	58.12	63.2	8.0	57.53	62.5	6.1	58.01	63.4	5.8	57.61	63.1
02/15/2017 03:30	7.8	57.91	63.1	8.0	57.31	62.3	6.1	57.80	63.2	5.8	57.38	63.0
02/15/2017 03:40	7.8	57.70	62.9	8.0	57.09	62.1	6.1	57.58	63.0	5.8	57.17	62.8
02/15/2017 03:50	7.8	57.48	62.7	8.0	56.87	61.9	6.1	57.34	62.9	5.8	56.95	62.6
02/15/2017 04:00	7.8	57.27	62.5	8.0	56.67	61.7	6.1	57.13	62.7	5.8	56.72	62.4
02/15/2017 04:10	7.8	57.02	62.3	8.0	56.43	61.5	6.1	56.90	62.6	5.8	56.52	62.3
02/15/2017 04:20	7.8	56.84	62.1	8.0	56.21	61.4	6.1	56.67	62.4	5.8	56.27	62.2
02/15/2017 04:30	7.8	56.65	61.9	8.0	56.05	61.2	6.1	56.49	62.2	5.8	56.10	61.9
02/15/2017 04:40	7.8	56.45	61.8	8.0	55.85	61.0	6.1	56.29	62.1	5.8	55.92	61.7
02/15/2017 04:50	7.8	56.26	61.6	8.0	55.66	60.8	6.1	56.13	61.9	5.8	55.73	61.6
02/15/2017 05:00	7.9	56.04	61.4	8.0	55.46	60.6	6.1	55.91	61.8	5.8	55.52	61.5
02/15/2017 05:10	7.8	55.85	61.2	8.0	55.23	60.5	6.1	55.69	61.6	5.8	55.31	61.3
02/15/2017 05:20	7.9	55.68	61.1	8.0	55.06	60.3	6.1	55.51	61.4	5.8	55.10	61.1
02/15/2017 05:30	7.9	55.48	60.8	8.0	54.87	60.1	6.1	55.32	61.2	5.8	54.94	61.0
02/15/2017 05:40	7.9	55.27	60.8	8.0	54.68	60.0	6.1	55.11	61.1	5.8	54.72	60.8
02/15/2017 05:50	7.9	55.07	60.6	8.0	54.47	59.8	6.1	54.91	60.9	5.8	54.53	60.6
02/15/2017 06:00	7.9	54.90	60.5	8.0	54.28	59.6	6.1	54.70	60.8	5.8	54.30	60.5
02/15/2017 06:10	7.9	54.67	60.2	8.0	54.08	59.5	6.1	54.50	60.6	5.8	54.11	60.3
02/15/2017 06:20	7.9	54.49	60.1	8.0	53.89	59.3	6.1	54.30	60.5	5.8	53.92	60.1
02/15/2017 06:30	7.9	54.29	60.0	8.0	53.70	59.2	6.1	54.12	60.2	5.9	53.73	60.0
02/15/2017 06:40	7.9	54.11	59.8	8.0	53.52	59.0	6.1	53.93	60.1	5.9	53.56	59.8
02/15/2017 06:50	7.9	53.96	59.6	8.0	53.34	58.8	6.1	53.76	59.9	5.9	53.37	59.6
02/15/2017 07:00	7.9	53.76	59.4	8.0	53.17	58.6	6.1	53.56	59.7	5.9	53.20	59.5
02/15/2017 07:10	7.9	53.60	59.3	8.0	52.93	58.5	6.1	53.36	59.6	5.9	53.02	59.4
02/15/2017 07:20	7.9	53.41	59.1	8.1	52.78	58.3	6.1	53.21	59.5	5.9	52.83	59.2
02/15/2017 07:30	7.9	53.28	58.9	8.1	52.64	58.2	6.1	53.04	59.3	5.9	52.66	59.0
02/15/2017 07:40	7.9	53.16	58.8	8.1	52.52	58.0	6.1	52.98	59.2	5.9	52.57	58.9
02/15/2017 07:50	7.9	53.03	58.7	8.1	52.42	57.9	6.1	52.87	59.0	5.9	52.48	58.8
02/15/2017 08:00	7.9	52.99	58.6	8.1	52.39	57.8	6.1	52.83	58.9	5.9	52.45	58.6
02/15/2017 08:10	7.9	52.91	58.5	8.1	52.33	57.7	6.1	52.74	58.7	5.9	52.39	58.5
02/15/2017 08:20	7.9	52.87	58.5	8.1	52.33	57.6	6.1	52.75	58.7	5.9	52.41	58.4
02/15/2017 08:30	7.9	52.83	58.4	8.1	52.31	57.5	6.1	52.73	58.7	5.9	52.38	58.4
02/15/2017 08:40	7.9	52.86	58.3	8.1	52.33	57.5	6.1	52.76	58.5	5.9	52.40	58.4
02/15/2017 08:50	7.9	52.92	58.2	8.1	52.35	57.5	6.1	52.83	58.5	5.9	52.43	58.3
02/15/2017 09:00	7.9	52.91	58.2	8.1	52.36	57.4	6.2	52.83	58.5	5.9	52.44	58.3
02/15/2017 09:10	7.9	52.99	58.2	8.1	52.42	57.4	6.1	52.92	58.4	5.9	52.52	58.2
02/15/2017 09:20	7.9	53.02	58.2	8.1	52.48	57.4	6.1	52.99	58.4	5.9	52.60	58.2
02/15/2017 09:30	7.9	53.09	58.2	8.1	52.54	57.5	6.1	53.03	58.4	5.9	52.66	58.2
02/15/2017 09:40	7.9	53.14	58.2	8.1	52.60	57.4	6.1	53.11	58.5	5.9	52.73	58.3
02/15/2017 09:50	7.9	53.31	58.3	8.1	52.76	57.5	6.1	53.32	58.5	5.9	52.94	58.2
02/15/2017 10:00	7.9	53.41	58.4	8.1	52.92	57.5	6.1	53.50	58.6	5.9	53.11	58.3
02/15/2017 10:10	7.9	53.62	58.5	8.1	53.16	57.6	6.1	53.72	58.6	5.9	53.34	58.4
02/15/2017 10:20	7.9	53.78	58.5	8.1	53.37	57.7	6.1	53.92	58.7	5.9	53.55	58.5
02/15/2017 10:30	7.9	53.91	58.7	8.1	53.49	57.8	6.1	54.03	58.8	5.9	53.63	58.5
02/15/2017 10:40	7.9	54.07	58.7	8.1	53.65	58.0	6.1	54.22	58.8	5.9	53.81	58.6
02/15/2017 10:50	7.8	54.22	58.8	8.0	53.81	58.0	6.1	54.42	58.9	5.9	53.99	58.7
02/15/2017 11:00	7.8	54.44	59.0	8.0	54.06	58.2	6.1	54.68	59.1	5.8	54.24	58.8
02/15/2017 11:10	7.9	54.59	59.1	8.1	54.20	58.3	6.1	54.84	59.1	5.8	54.38	59.0
02/15/2017 11:20	7.8	54.84	59.3	8.0	54.45	58.4	6.1	55.10	59.3	5.8	54.64	59.1
02/15/2017 11:30	7.9	55.04	59.4	8.0	54.66	58.5	6.1	55.31	59.4	5.8	54.84	59.1
02/15/2017 11:40	7.8	55.26	59.5	8.0	54.87	58.7	6.1	55.53	59.5	5.8	55.07	59.3
02/15/2017 11:50	7.8	55.42	59.7	8.0	55.07	58.9	6.1	55.71	59.7	5.8	55.28	59.5
02/15/2017 12:00	7.8	55.64	59.8	8.0	55.27	59.0	6.1	55.97	59.8	5.8	55.48	59.6
02/15/2017 12:10	7.8	55.88	60.0	8.0	55.54	59.2	6.1	56.23	60.0	5.8	55.75	59.8

Date/Time	HW9i F	HW9i T	HW9o	HW10i F	HW10i T	HW10o	HW11i F	HW11i T	HW11o	HW12i F	HW12i T	HW12o
02/15/2017 12:20	7.8	56.07	60.1	8.0	55.71	59.3	6.1	56.41	60.2	5.8	55.94	59.9
02/15/2017 12:30	7.8	56.29	60.3	8.0	55.92	59.5	6.1	56.66	60.2	5.8	56.16	60.0
02/15/2017 12:40	7.8	56.49	60.5	8.0	56.17	59.6	6.1	56.91	60.5	5.8	56.42	60.2
02/15/2017 12:50	7.8	56.78	60.6	8.0	56.45	59.8	6.1	57.17	60.7	5.8	56.69	60.4
02/15/2017 13:00	7.8	56.96	60.8	8.0	56.65	60.0	6.1	57.33	60.8	5.8	56.86	60.5
02/15/2017 13:10	7.8	57.14	60.9	8.0	56.81	60.2	6.1	57.54	61.0	5.8	57.02	60.7
02/15/2017 13:20	7.8	57.35	61.2	8.0	57.02	60.4	6.1	57.75	61.1	5.8	57.26	60.8
02/15/2017 13:30	7.8	57.57	61.3	8.0	57.22	60.5	6.1	57.96	61.3	5.8	57.45	61.0
02/15/2017 13:40	7.8	57.82	61.4	8.0	57.46	60.7	6.1	58.22	61.5	5.8	57.72	61.1
02/15/2017 13:50	7.8	58.01	61.6	8.0	57.65	60.9	6.1	58.41	61.6	5.8	57.91	61.2
02/15/2017 14:00	7.8	58.20	61.8	8.0	57.85	61.1	6.1	58.63	61.8	5.8	58.07	61.4
02/15/2017 14:10	7.8	58.39	61.9	8.0	58.03	61.2	6.1	58.80	61.9	5.8	58.28	61.6
02/15/2017 14:20	7.8	58.57	62.1	8.0	58.20	61.4	6.1	58.99	62.1	5.8	58.48	61.8
02/15/2017 14:30	7.8	58.80	62.3	8.0	58.41	61.6	6.1	59.20	62.3	5.8	58.66	61.9
02/15/2017 14:40	7.8	58.97	62.4	8.0	58.59	61.7	6.1	59.41	62.4	5.8	58.88	62.1
02/15/2017 14:50	7.8	59.16	62.6	8.0	58.74	61.9	6.1	59.58	62.6	5.8	59.02	62.2
02/15/2017 15:00	7.8	59.35	62.7	8.0	58.94	62.1	6.1	59.77	62.7	5.8	59.22	62.4
02/15/2017 15:10	7.8	59.53	62.9	8.0	59.13	62.2	6.1	59.98	62.8	5.8	59.42	62.5
02/15/2017 15:20	7.8	59.66	63.1	8.0	59.29	62.3	6.1	60.13	63.0	5.8	59.58	62.7
02/15/2017 15:30	7.8	59.85	63.3	8.0	59.46	62.5	6.1	60.27	63.2	5.8	59.72	62.9
02/15/2017 15:40	7.8	59.98	63.4	8.0	59.56	62.7	6.1	60.41	63.3	5.8	59.86	63.0
02/15/2017 15:50	7.8	60.09	63.5	8.0	59.68	62.8	6.1	60.52	63.4	5.8	59.97	63.1
02/15/2017 16:00	7.8	60.22	63.6	8.0	59.81	62.9	6.1	60.63	63.5	5.8	60.03	63.2
02/15/2017 16:10	7.8	60.27	63.7	8.0	59.84	63.0	6.1	60.68	63.6	5.8	60.13	63.3
02/15/2017 16:20	7.8	60.36	63.8	8.0	59.92	63.1	6.1	60.74	63.7	5.8	60.20	63.5
02/15/2017 16:30	7.8	60.42	63.9	8.0	59.99	63.2	6.1	60.83	63.8	5.8	60.25	63.6
02/15/2017 16:40	7.8	60.49	64.0	8.0	60.02	63.3	6.1	60.83	63.9	5.8	60.33	63.6
02/15/2017 16:50	7.8	60.52	64.1	8.0	60.04	63.4	6.1	60.90	64.0	5.8	60.33	63.7
02/15/2017 17:00	7.8	60.52	64.1	8.0	60.05	63.4	6.1	60.87	64.1	5.8	60.33	63.7
02/15/2017 17:10	7.8	60.52	64.1	8.0	60.04	63.4	6.1	60.83	64.1	5.8	60.33	63.8
02/15/2017 17:20	7.8	60.52	64.2	8.0	60.03	63.4	6.1	60.76	64.1	5.8	60.24	63.8
02/15/2017 17:30	7.8	60.44	64.2	8.0	59.94	63.4	6.1	60.64	64.1	5.8	60.14	63.9
02/15/2017 17:40	7.8	60.37	64.2	8.0	59.82	63.4	6.1	60.47	64.1	5.8	59.99	63.8
02/15/2017 17:50	7.8	60.27	64.1	8.0	59.67	63.4	6.1	60.27	64.1	5.8	59.82	63.8
02/15/2017 18:00	7.8	60.12	64.1	8.0	59.54	63.4	6.1	60.12	64.0	5.8	59.65	63.8
02/15/2017 18:10	7.8	60.00	64.0	8.0	59.40	63.3	6.1	59.98	64.0	5.8	59.53	63.8
02/15/2017 18:20	7.8	59.86	64.0	8.0	59.27	63.2	6.1	59.83	63.9	5.8	59.38	63.6
02/15/2017 18:30	7.8	59.71	63.9	8.0	59.14	63.1	6.1	59.72	63.8	5.8	59.28	63.6
02/15/2017 18:40	7.8	59.59	63.8	8.0	58.99	63.0	6.1	59.58	63.8	5.8	59.15	63.5
02/15/2017 18:50	7.9	59.48	63.7	8.0	58.88	63.0	6.0	59.48	63.7	5.9	58.99	63.4
02/15/2017 19:00	7.9	59.39	63.6	7.9	58.77	62.9	6.0	59.37	63.6	5.9	58.92	63.3
02/15/2017 19:10	7.9	59.43	63.5	7.9	58.83	62.8	6.0	59.42	63.6	5.9	58.95	63.3
02/15/2017 19:20	7.9	59.35	63.5	7.9	58.74	62.8	6.0	59.34	63.6	5.9	58.92	63.2
02/15/2017 19:30	7.9	59.32	63.4	7.9	58.70	62.8	6.0	59.26	63.5	5.9	58.85	63.2
02/15/2017 19:40	7.9	59.20	63.4	7.9	58.59	62.7	6.0	59.15	63.5	5.9	58.70	63.2
02/15/2017 19:50	7.9	59.06	63.4	7.9	58.44	62.7	6.0	58.98	63.5	5.9	58.59	63.1
02/15/2017 20:00	7.9	58.95	63.3	7.9	58.38	62.6	6.0	58.90	63.4	5.9	58.48	63.0
02/15/2017 20:10	7.9	58.88	63.2	7.9	58.26	62.6	6.0	58.81	63.3	5.9	58.38	62.9
02/15/2017 20:20	7.9	58.73	63.1	7.9	58.14	62.5	6.0	58.66	63.3	5.9	58.27	62.9
02/15/2017 20:30	7.9	58.63	63.1	7.9	58.05	62.3	6.0	58.62	63.2	5.9	58.20	62.8
02/15/2017 20:40	7.9	58.44	62.9	7.9	57.87	62.2	6.0	58.42	63.1	5.9	58.02	62.7
02/15/2017 20:50	7.9	58.29	62.9	7.9	57.70	62.2	6.0	58.24	63.0	5.9	57.83	62.7
02/15/2017 21:00	7.9	58.12	62.8	7.9	57.56	62.1	6.0	58.09	62.9	5.9	57.67	62.6
02/15/2017 21:10	7.9	57.97	62.6	7.9	57.38	61.9	6.0	57.92	62.8	5.9	57.51	62.4
02/15/2017 21:20	7.9	57.78	62.4	7.9	57.20	61.8	6.0	57.76	62.7	5.9	57.34	62.3

Date/Time	HW9i F	HW9i T	HW9o	HW10i F	HW10i T	HW10o	HW11i F	HW11i T	HW11o	HW12i F	HW12i T	HW12o
02/15/2017 21:30	7.9	57.62	62.3	7.9	57.02	61.7	6.0	57.54	62.6	5.9	57.13	62.2
02/15/2017 21:40	7.9	57.42	62.2	7.9	56.84	61.6	6.0	57.37	62.5	5.9	56.94	62.0
02/15/2017 21:50	7.9	57.28	62.1	7.9	56.70	61.5	6.0	57.21	62.3	5.9	56.82	61.9
02/15/2017 22:00	7.9	57.08	61.9	7.9	56.50	61.3	6.0	57.04	62.2	5.9	56.64	61.8
02/15/2017 22:10	7.9	56.94	61.8	7.9	56.39	61.1	6.0	56.91	62.1	5.9	56.52	61.6
02/15/2017 22:20	7.9	56.84	61.7	7.9	56.25	61.0	6.0	56.77	62.0	5.9	56.35	61.6
02/15/2017 22:30	7.9	56.62	61.6	7.9	56.04	60.9	6.0	56.55	61.8	5.9	56.16	61.5
02/15/2017 22:40	7.9	56.39	61.4	7.9	55.81	60.7	6.0	56.29	61.8	5.9	55.91	61.3
02/15/2017 22:50	7.9	56.29	61.2	7.9	55.69	60.5	6.0	56.17	61.6	5.9	55.78	61.1
02/15/2017 23:00	7.9	56.10	61.1	7.9	55.53	60.4	6.0	56.00	61.5	5.9	55.63	61.0
02/15/2017 23:10	7.9	55.91	61.0	7.9	55.31	60.3	6.0	55.81	61.3	5.9	55.40	60.9
02/15/2017 23:20	7.9	55.73	60.9	7.9	55.13	60.1	6.0	55.60	61.2	5.9	55.21	60.7
02/15/2017 23:30	7.9	55.54	60.7	7.9	54.94	60.0	6.0	55.39	61.1	5.9	55.02	60.6
02/15/2017 23:40	7.9	55.35	60.5	7.9	54.78	59.8	6.0	55.23	60.9	5.9	54.83	60.5
02/15/2017 23:50	7.9	55.17	60.4	7.9	54.58	59.6	6.0	55.06	60.7	5.9	54.66	60.4
02/16/2017 00:00	7.9	55.00	60.3	7.9	54.40	59.5	6.0	54.86	60.6	5.9	54.47	60.2
02/16/2017 00:10	7.9	54.84	60.1	7.9	54.24	59.3	6.0	54.67	60.5	5.9	54.27	60.0
02/16/2017 00:20	7.9	54.66	60.0	7.9	54.09	59.2	6.0	54.53	60.3	5.9	54.14	59.9
02/16/2017 00:30	7.9	54.53	59.8	7.9	53.93	59.1	6.0	54.34	60.2	5.9	53.97	59.8
02/16/2017 00:40	7.9	54.34	59.6	7.9	53.75	58.9	6.0	54.16	60.0	5.9	53.80	59.6
02/16/2017 00:50	7.9	54.24	59.5	7.9	53.63	58.8	6.0	54.09	59.8	5.9	53.69	59.5
02/16/2017 01:00	7.9	54.13	59.4	7.9	53.52	58.7	6.0	53.97	59.8	5.9	53.62	59.3
02/16/2017 01:10	7.9	54.03	59.3	7.9	53.48	58.6	6.0	53.92	59.7	5.9	53.54	59.3
02/16/2017 01:20	7.9	53.94	59.2	7.9	53.35	58.5	6.0	53.81	59.6	5.9	53.43	59.2
02/16/2017 01:30	7.9	53.76	59.1	7.9	53.18	58.4	6.0	53.61	59.4	5.9	53.26	59.1
02/16/2017 01:40	7.9	53.72	59.0	7.9	53.08	58.3	6.0	53.52	59.3	5.9	53.14	59.0
02/16/2017 01:50	7.9	53.55	58.9	7.9	52.92	58.2	6.0	53.36	59.2	5.9	53.03	58.9
02/16/2017 02:00	7.9	53.42	58.8	7.9	52.80	58.1	6.0	53.27	59.1	5.9	52.90	58.8
02/16/2017 02:10	7.9	53.27	58.7	7.9	52.63	58.0	6.0	53.07	59.0	5.9	52.70	58.6
02/16/2017 02:20	7.9	53.13	58.6	7.9	52.49	57.8	6.0	52.98	58.9	5.9	52.60	58.6
02/16/2017 02:30	7.9	53.02	58.5	7.9	52.37	57.7	6.1	52.84	58.7	5.9	52.45	58.4
02/16/2017 02:40	7.9	52.91	58.3	7.9	52.26	57.6	6.0	52.72	58.6	5.9	52.34	58.3
02/16/2017 02:50	7.9	52.78	58.1	7.9	52.15	57.5	6.0	52.63	58.6	5.9	52.26	58.1
02/16/2017 03:00	7.9	52.72	58.1	7.9	52.07	57.4	6.0	52.52	58.5	5.9	52.14	58.1
02/16/2017 03:10	7.9	52.61	58.0	7.9	51.98	57.3	6.1	52.42	58.4	5.9	52.05	58.0
02/16/2017 03:20	7.9	52.53	57.9	7.9	51.91	57.2	6.1	52.34	58.3	5.9	51.97	57.9
02/16/2017 03:30	7.9	52.47	57.9	7.9	51.84	57.1	6.1	52.32	58.2	5.9	51.92	57.8
02/16/2017 03:40	7.9	52.40	57.8	7.9	51.77	57.0	6.1	52.24	58.1	5.9	51.86	57.7
02/16/2017 03:50	7.9	52.33	57.7	7.9	51.70	57.0	6.1	52.13	58.0	5.9	51.75	57.6
02/16/2017 04:00	7.9	52.26	57.6	8.0	51.61	56.9	6.1	52.06	58.0	5.9	51.68	57.6
02/16/2017 04:10	7.9	52.17	57.6	7.9	51.55	56.9	6.1	52.01	57.9	5.9	51.64	57.5
02/16/2017 04:20	7.9	52.14	57.5	7.9	51.52	56.8	6.1	52.02	57.9	5.9	51.63	57.4
02/16/2017 04:30	7.9	52.07	57.4	7.9	51.45	56.7	6.1	51.93	57.9	6.0	51.53	57.4
02/16/2017 04:40	7.9	51.97	57.4	7.9	51.34	56.6	6.1	51.83	57.7	6.0	51.42	57.4
02/16/2017 04:50	7.9	51.96	57.4	8.0	51.34	56.6	6.1	51.84	57.7	6.0	51.42	57.3
02/16/2017 05:00	7.9	51.85	57.3	7.9	51.23	56.5	6.1	51.73	57.6	6.0	51.33	57.2
02/16/2017 05:10	7.9	51.83	57.3	8.0	51.23	56.5	6.1	51.73	57.6	6.0	51.33	57.2
02/16/2017 05:20	7.9	51.76	57.1	8.0	51.17	56.4	6.1	51.63	57.6	6.0	51.22	57.1
02/16/2017 05:30	7.9	51.73	57.1	8.0	51.12	56.4	6.1	51.55	57.5	6.0	51.16	57.1
02/16/2017 05:40	7.9	51.63	57.0	8.0	51.00	56.3	6.1	51.47	57.4	6.0	51.06	57.0
02/16/2017 05:50	7.9	51.46	56.9	8.0	50.85	56.2	6.1	51.30	57.3	6.0	50.90	57.0
02/16/2017 06:00	7.9	51.42	56.9	8.0	50.80	56.1	6.1	51.22	57.3	6.0	50.81	56.9
02/16/2017 06:10	7.9	51.28	56.8	8.0	50.65	56.0	6.1	51.08	57.2	6.0	50.67	56.8
02/16/2017 06:20	7.9	51.19	56.7	8.0	50.54	55.9	6.1	51.01	57.1	6.0	50.59	56.7
02/16/2017 06:30	7.9	51.12	56.6	8.0	50.50	55.9	6.1	50.93	57.0	6.0	50.52	56.7

Date/Time	HW9i F	HW9i T	HW9o	HW10i F	HW10i T	HW10o	HW11i F	HW11i T	HW11o	HW12i F	HW12i T	HW12o
02/16/2017 06:40	7.9	51.05	56.5	8.0	50.42	55.8	6.1	50.92	57.0	6.0	50.52	56.6
02/16/2017 06:50	7.9	50.95	56.5	8.0	50.34	55.7	6.1	50.83	56.9	6.0	50.40	56.6
02/16/2017 07:00	7.9	51.05	56.4	8.0	50.43	55.6	6.1	50.91	56.8	6.0	50.50	56.4
02/16/2017 07:10	7.9	51.19	56.3	7.9	50.57	55.6	6.1	51.06	56.8	6.0	50.64	56.3
02/16/2017 07:20	7.9	51.30	56.3	8.0	50.64	55.7	6.1	51.13	56.8	6.0	50.72	56.4
02/16/2017 07:30	7.9	51.38	56.4	8.0	50.77	55.7	6.1	51.26	56.9	6.0	50.84	56.4
02/16/2017 07:40	7.9	51.48	56.5	8.0	50.88	55.8	6.1	51.39	56.8	6.0	50.98	56.4
02/16/2017 07:50	7.9	51.62	56.6	8.0	51.03	55.8	6.1	51.53	56.9	6.0	51.09	56.5
02/16/2017 08:00	7.9	51.75	56.6	8.0	51.19	55.9	6.1	51.68	57.0	5.9	51.27	56.5
02/16/2017 08:10	7.9	51.88	56.7	8.0	51.31	55.9	6.1	51.81	57.0	5.9	51.38	56.6
02/16/2017 08:20	7.9	52.08	56.8	7.9	51.51	56.0	6.1	52.01	57.1	5.9	51.61	56.7
02/16/2017 08:30	7.9	52.29	56.9	8.0	51.73	56.2	6.0	52.27	57.3	5.9	51.85	56.8
02/16/2017 08:40	7.9	52.56	57.0	7.9	52.03	56.3	6.0	52.57	57.4	5.9	52.17	56.9
02/16/2017 08:50	7.9	52.85	57.2	7.9	52.32	56.5	6.0	52.89	57.5	5.9	52.48	57.1
02/16/2017 09:00	7.9	53.17	57.4	7.9	52.69	56.7	6.0	53.24	57.6	5.9	52.84	57.2
02/16/2017 09:10	7.9	53.52	57.6	7.9	53.08	56.9	6.0	53.63	57.7	5.9	53.22	57.4
02/16/2017 09:20	7.9	53.89	57.9	7.9	53.45	57.1	6.0	54.03	58.0	5.9	53.62	57.6
02/16/2017 09:30	7.9	54.28	58.1	7.9	53.87	57.4	6.0	54.42	58.2	5.9	54.00	57.8
02/16/2017 09:40	7.9	54.67	58.4	7.9	54.24	57.7	6.0	54.84	58.5	5.9	54.42	58.1
02/16/2017 09:50	7.9	55.11	58.7	7.9	54.70	58.0	6.0	55.32	58.7	5.9	54.89	58.4
02/16/2017 10:00	7.9	55.58	59.0	7.9	55.17	58.3	6.0	55.82	59.0	5.9	55.38	58.6
02/16/2017 10:10	7.9	56.00	59.3	7.9	55.62	58.6	6.0	56.26	59.3	5.9	55.81	58.9
02/16/2017 10:20	7.9	56.51	59.7	7.9	56.13	59.0	6.0	56.82	59.6	5.9	56.36	59.2
02/16/2017 10:30	7.9	57.09	60.0	7.9	56.72	59.3	6.0	57.42	59.9	5.9	56.95	59.6
02/16/2017 10:40	7.9	57.58	60.4	7.9	57.24	59.7	6.0	57.93	60.3	5.9	57.45	60.0
02/16/2017 10:50	7.9	58.13	60.8	7.9	57.77	60.1	6.0	58.53	60.7	5.9	58.03	60.4
02/16/2017 11:00	7.9	58.68	61.2	7.9	58.31	60.5	6.0	59.09	61.1	5.9	58.60	60.7
02/16/2017 11:10	7.9	59.31	61.6	7.9	58.93	61.0	6.0	59.78	61.6	5.9	59.24	61.1
02/16/2017 11:20	7.8	59.86	62.1	7.9	59.49	61.5	6.0	60.34	62.0	5.9	59.79	61.6
02/16/2017 11:30	7.8	60.46	62.5	7.9	60.10	61.9	6.0	61.00	62.4	5.9	60.44	61.9
02/16/2017 11:40	7.8	61.04	63.0	7.9	60.69	62.4	6.0	61.58	62.8	5.8	61.05	62.4
02/16/2017 11:50	7.8	61.64	63.5	7.9	61.29	62.9	6.0	62.20	63.2	5.8	61.66	62.9
02/16/2017 12:00	7.8	62.23	64.0	7.9	61.88	63.4	5.9	62.79	63.7	5.8	62.24	63.3
02/16/2017 12:10	7.8	62.66	64.4	7.9	62.30	63.8	5.9	63.14	64.2	5.8	62.61	63.8
02/16/2017 12:20	7.8	63.19	64.9	7.9	62.83	64.3	5.9	63.75	64.6	5.8	63.21	64.2
02/16/2017 12:30	7.9	63.72	65.3	7.9	63.40	64.7	5.9	64.33	65.0	5.8	63.79	64.7
02/16/2017 12:40	7.8	64.25	65.7	7.9	63.95	65.1	5.9	64.88	65.4	5.8	64.33	65.1
02/16/2017 12:50	7.8	64.78	66.1	7.9	64.47	65.6	5.9	65.41	65.8	5.8	64.85	65.5
02/16/2017 13:00	7.8	65.30	66.6	7.9	64.99	66.0	5.9	65.94	66.2	5.8	65.37	65.9
02/16/2017 13:10	7.8	65.80	67.0	7.9	65.47	66.5	5.9	66.40	66.7	5.8	65.85	66.3
02/16/2017 13:20	7.8	66.22	67.5	7.9	65.89	66.9	5.9	66.81	67.1	5.8	66.26	66.8
02/16/2017 13:30	7.8	66.71	67.9	7.9	66.39	67.3	5.9	67.35	67.5	5.8	66.78	67.2
02/16/2017 13:40	7.8	67.18	68.2	7.9	66.87	67.7	5.9	67.86	67.9	5.8	67.30	67.5
02/16/2017 13:50	7.8	67.65	68.7	7.9	67.37	68.1	5.9	68.39	68.2	5.8	67.80	67.9
02/16/2017 14:00	7.8	68.15	69.0	7.9	67.85	68.5	5.9	68.88	68.6	5.8	68.31	68.3
02/16/2017 14:10	7.8	68.58	69.4	7.9	68.28	69.0	5.9	69.33	69.0	5.8	68.72	68.7
02/16/2017 14:20	7.8	69.03	69.9	7.9	68.75	69.4	5.9	69.84	69.4	5.8	69.22	69.1
02/16/2017 14:30	7.8	69.48	70.3	7.9	69.21	69.7	5.9	70.29	69.9	5.8	69.66	69.5
02/16/2017 14:40	7.9	69.88	70.7	7.9	69.59	70.1	5.9	70.70	70.2	5.8	70.08	69.9
02/16/2017 14:50	7.9	70.31	71.1	7.9	70.01	70.5	5.9	71.11	70.5	5.8	70.48	70.3
02/16/2017 15:00	7.8	70.66	71.4	7.9	70.33	70.9	5.9	71.39	70.9	5.8	70.77	70.6
02/16/2017 15:10	7.8	71.02	71.7	7.9	70.69	71.2	5.9	71.80	71.2	5.8	71.16	70.9
02/16/2017 15:20	7.9	71.35	72.0	7.9	71.03	71.5	5.9	72.14	71.5	5.8	71.51	71.2
02/16/2017 15:30	7.9	71.66	72.3	7.9	71.34	71.9	5.9	72.47	71.9	5.8	71.85	71.6
02/16/2017 15:40	7.9	71.97	72.7	7.9	71.66	72.2	5.9	72.76	72.2	5.8	72.16	71.8

Date/Time	HW9i F	HW9i T	HW9o	HW10i F	HW10i T	HW10o	HW11i F	HW11i T	HW11o	HW12i F	HW12i T	HW12o
02/16/2017 15:50	7.8	72.28	73.0	7.9	71.94	72.4	5.9	73.06	72.5	5.8	72.44	72.1
02/16/2017 16:00	7.8	72.53	73.3	7.9	72.18	72.7	5.9	73.28	72.8	5.8	72.69	72.4
02/16/2017 16:10	7.8	72.74	73.5	7.9	72.38	73.0	5.9	73.44	73.0	5.8	72.84	72.7
02/16/2017 16:20	7.9	72.92	73.8	7.9	72.51	73.2	5.9	73.60	73.3	5.8	73.00	73.0
02/16/2017 16:30	7.8	73.08	73.9	7.9	72.65	73.4	5.9	73.69	73.4	5.8	73.12	73.1
02/16/2017 16:40	7.8	73.18	74.1	7.9	72.72	73.6	5.9	73.72	73.6	5.8	73.13	73.3
02/16/2017 16:50	7.9	73.22	74.2	7.9	72.75	73.8	5.8	73.73	73.8	5.8	73.14	73.5
02/16/2017 17:00	7.8	73.25	74.4	7.9	72.87	73.9	5.9	73.92	73.9	5.8	73.33	73.6
02/16/2017 17:10	7.8	73.39	74.5	7.9	73.01	74.0	5.9	74.03	74.1	5.8	73.44	73.8
02/16/2017 17:20	7.9	73.49	74.7	7.9	73.10	74.1	5.8	74.08	74.2	5.8	73.52	73.9
02/16/2017 17:30	7.9	73.53	74.7	7.9	73.13	74.2	5.9	74.07	74.3	5.8	73.53	73.9
02/16/2017 17:40	7.8	73.53	74.8	7.9	73.13	74.3	5.8	74.05	74.4	5.8	73.51	74.0
02/16/2017 17:50	7.8	73.49	74.9	7.9	73.02	74.3	5.8	73.89	74.4	5.8	73.37	74.1
02/16/2017 18:00	7.9	73.33	74.9	7.9	72.84	74.3	5.8	73.72	74.5	5.8	73.20	74.2
02/16/2017 18:10	7.9	73.23	74.8	7.9	72.74	74.4	5.9	73.61	74.6	5.8	73.10	74.2
02/16/2017 18:20	7.8	73.14	74.8	7.9	72.61	74.3	5.9	73.47	74.5	5.8	72.97	74.2
02/16/2017 18:30	7.8	73.01	74.8	7.9	72.48	74.3	5.9	73.39	74.5	5.8	72.86	74.1
02/16/2017 18:40	7.8	72.97	74.8	7.9	72.43	74.3	5.9	73.33	74.5	5.8	72.83	74.1
02/16/2017 18:50	7.9	72.84	74.8	7.9	72.33	74.2	5.8	73.17	74.4	5.8	72.68	74.1
02/16/2017 19:00	7.8	72.71	74.7	7.9	72.18	74.1	5.8	73.06	74.4	5.8	72.52	74.0
02/16/2017 19:10	7.9	72.57	74.7	7.9	72.06	74.1	5.8	72.91	74.4	5.8	72.41	74.0
02/16/2017 19:20	7.8	72.52	74.6	7.9	71.97	74.0	5.9	72.81	74.3	5.8	72.32	74.0
02/16/2017 19:30	7.8	72.40	74.5	7.9	71.84	73.9	5.9	72.69	74.2	5.8	72.19	73.9
02/16/2017 19:40	7.9	72.32	74.5	7.9	71.75	73.9	5.9	72.63	74.2	5.8	72.13	73.8
02/16/2017 19:50	7.8	72.21	74.4	7.9	71.67	73.8	5.9	72.49	74.1	5.8	72.00	73.8
02/16/2017 20:00	7.9	72.07	74.3	7.9	71.50	73.8	5.9	72.37	74.0	5.8	71.83	73.8
02/16/2017 20:10	7.8	71.94	74.3	7.9	71.41	73.7	5.8	72.23	74.0	5.8	71.72	73.7
02/16/2017 20:20	7.9	71.83	74.2	7.9	71.29	73.6	5.9	72.12	74.0	5.8	71.62	73.6
02/16/2017 20:30	7.8	71.70	74.1	7.9	71.14	73.6	5.9	71.95	73.9	5.8	71.44	73.5
02/16/2017 20:40	7.9	71.57	74.0	7.9	71.02	73.5	5.9	71.83	73.8	5.8	71.31	73.5
02/16/2017 20:50	7.8	71.48	74.0	7.9	70.92	73.4	5.9	71.72	73.8	5.8	71.20	73.4
02/16/2017 21:00	7.8	71.34	73.9	7.9	70.77	73.3	5.9	71.58	73.7	5.8	71.05	73.3
02/16/2017 21:10	7.8	71.21	73.8	7.9	70.67	73.2	5.9	71.45	73.5	5.8	70.96	73.3
02/16/2017 21:20	7.8	71.08	73.7	7.9	70.50	73.1	5.9	71.31	73.5	5.8	70.80	73.1
02/16/2017 21:30	7.9	70.94	73.6	7.9	70.40	73.0	5.9	71.19	73.4	5.8	70.66	73.1
02/16/2017 21:40	7.9	70.81	73.5	7.9	70.25	72.9	5.9	71.04	73.4	5.8	70.52	73.0
02/16/2017 21:50	7.9	70.67	73.4	7.9	70.10	72.8	5.9	70.91	73.3	5.8	70.37	72.9
02/16/2017 22:00	7.9	70.48	73.3	7.9	69.95	72.7	5.9	70.73	73.2	5.8	70.24	72.8
02/16/2017 22:10	7.8	70.36	73.2	7.9	69.77	72.6	5.9	70.57	73.0	5.8	70.05	72.7
02/16/2017 22:20	7.9	70.16	73.0	7.9	69.60	72.5	5.9	70.37	72.9	5.8	69.87	72.6
02/16/2017 22:30	7.8	70.00	73.0	7.9	69.43	72.4	5.9	70.23	72.9	5.8	69.69	72.5
02/16/2017 22:40	7.8	69.80	72.9	7.9	69.26	72.2	5.9	70.04	72.8	5.8	69.51	72.4
02/16/2017 22:50	7.8	69.69	72.7	7.9	69.08	72.1	5.9	69.89	72.6	5.8	69.36	72.3
02/16/2017 23:00	7.9	69.51	72.6	7.9	68.96	72.0	5.9	69.70	72.5	5.8	69.23	72.2
02/16/2017 23:10	7.9	69.43	72.5	7.9	68.85	71.8	5.9	69.63	72.4	5.8	69.14	72.0
02/16/2017 23:20	7.9	69.39	72.4	7.9	68.78	71.8	5.9	69.57	72.3	5.8	69.06	71.9
02/16/2017 23:30	7.8	69.27	72.3	7.9	68.67	71.7	5.9	69.45	72.2	5.8	68.94	71.8
02/16/2017 23:40	7.8	69.13	72.2	7.9	68.57	71.6	5.9	69.32	72.2	5.8	68.85	71.8
02/16/2017 23:50	7.8	69.03	72.1	7.9	68.47	71.5	5.9	69.22	72.1	5.8	68.72	71.7
02/17/2017 00:00	7.9	68.96	72.0	7.9	68.37	71.4	5.9	69.09	72.0	5.8	68.60	71.6
02/17/2017 00:10	7.9	68.80	72.0	7.9	68.26	71.4	5.9	69.00	71.9	5.8	68.51	71.5
02/17/2017 00:20	7.8	68.69	71.9	7.9	68.15	71.2	5.9	68.87	71.8	5.8	68.39	71.5
02/17/2017 00:30	7.9	68.62	71.8	7.9	68.03	71.2	5.9	68.75	71.8	5.8	68.30	71.4
02/17/2017 00:40	7.9	68.47	71.7	7.9	67.92	71.1	5.9	68.65	71.7	5.8	68.19	71.3
02/17/2017 00:50	7.9	68.36	71.6	7.9	67.81	71.0	5.9	68.54	71.6	5.8	68.06	71.2

Date/Time	HW9i F	HW9i T	HW9o	HW10i F	HW10i T	HW10o	HW11i F	HW11i T	HW11o	HW12i F	HW12i T	HW12o
02/17/2017 01:00	7.9	68.19	71.5	7.9	67.65	70.9	5.9	68.37	71.5	5.8	67.89	71.1
02/17/2017 01:10	7.9	68.05	71.4	7.9	67.48	70.8	5.9	68.22	71.4	5.8	67.75	71.1
02/17/2017 01:20	7.9	67.88	71.3	7.9	67.33	70.7	5.9	68.04	71.3	5.8	67.56	70.9
02/17/2017 01:30	7.9	67.79	71.2	7.9	67.25	70.5	5.9	67.97	71.2	5.8	67.50	70.8
02/17/2017 01:40	7.9	67.69	71.1	7.9	67.16	70.5	5.9	67.87	71.1	5.8	67.38	70.7
02/17/2017 01:50	7.9	67.57	71.0	7.9	66.99	70.4	5.9	67.72	71.0	5.8	67.26	70.6
02/17/2017 02:00	7.9	67.44	70.9	7.9	66.90	70.3	5.9	67.62	70.9	5.8	67.13	70.5
02/17/2017 02:10	7.8	67.35	70.8	7.9	66.79	70.1	5.9	67.49	70.8	5.8	67.01	70.4
02/17/2017 02:20	7.8	67.18	70.7	7.9	66.64	70.1	5.9	67.35	70.8	5.8	66.86	70.3
02/17/2017 02:30	7.9	67.05	70.6	7.9	66.50	70.0	5.9	67.20	70.6	5.8	66.75	70.3
02/17/2017 02:40	7.8	66.94	70.5	7.9	66.38	69.9	5.9	67.07	70.5	5.8	66.60	70.1
02/17/2017 02:50	7.9	66.81	70.4	7.9	66.24	69.8	5.9	66.94	70.4	5.8	66.50	70.0
02/17/2017 03:00	7.9	66.71	70.3	7.9	66.16	69.7	5.9	66.85	70.3	5.8	66.37	69.9
02/17/2017 03:10	7.9	66.59	70.2	7.9	66.02	69.6	5.9	66.71	70.2	5.8	66.24	69.8
02/17/2017 03:20	7.9	66.44	70.1	7.9	65.91	69.5	5.9	66.58	70.1	5.8	66.12	69.8
02/17/2017 03:30	7.9	66.32	70.0	7.9	65.77	69.3	5.9	66.46	70.1	5.8	65.97	69.7
02/17/2017 03:40	7.9	66.19	69.9	7.9	65.64	69.2	5.9	66.32	70.0	5.8	65.86	69.6
02/17/2017 03:50	7.9	66.06	69.8	7.9	65.53	69.2	5.9	66.19	69.8	5.8	65.75	69.4
02/17/2017 04:00	7.9	65.96	69.7	7.9	65.41	69.0	5.9	66.08	69.8	5.8	65.61	69.4
02/17/2017 04:10	7.9	65.84	69.6	7.9	65.27	68.9	5.9	65.94	69.7	5.8	65.47	69.2
02/17/2017 04:20	7.9	65.69	69.5	7.9	65.18	68.9	5.9	65.83	69.6	5.8	65.38	69.1
02/17/2017 04:30	7.9	65.60	69.4	7.9	65.06	68.7	5.9	65.72	69.5	5.8	65.26	69.0
02/17/2017 04:40	7.9	65.47	69.3	7.9	64.92	68.6	5.9	65.58	69.4	5.8	65.09	69.0
02/17/2017 04:50	7.9	65.38	69.2	7.9	64.86	68.6	5.9	65.52	69.3	5.8	65.03	68.8
02/17/2017 05:00	7.9	65.31	69.1	7.9	64.78	68.5	5.9	65.42	69.2	5.8	64.98	68.8
02/17/2017 05:10	7.9	65.20	69.0	7.9	64.64	68.4	5.9	65.30	69.1	5.8	64.83	68.7
02/17/2017 05:20	7.9	65.06	68.9	7.9	64.53	68.3	5.9	65.22	69.1	5.8	64.73	68.6
02/17/2017 05:30	7.9	65.00	68.9	7.9	64.47	68.2	5.9	65.09	69.0	5.8	64.67	68.6
02/17/2017 05:40	7.9	64.90	68.7	7.9	64.34	68.1	5.9	64.99	68.9	5.8	64.53	68.5
02/17/2017 05:50	7.9	64.78	68.7	7.9	64.20	68.0	5.9	64.89	68.8	5.8	64.41	68.4
02/17/2017 06:00	7.9	64.68	68.6	7.9	64.09	67.9	5.9	64.77	68.7	5.8	64.29	68.3
02/17/2017 06:10	7.9	64.54	68.5	7.9	63.98	67.8	5.9	64.64	68.6	5.8	64.19	68.2
02/17/2017 06:20	7.9	64.41	68.4	7.9	63.83	67.7	5.9	64.52	68.5	5.8	64.09	68.1
02/17/2017 06:30	7.9	64.33	68.3	7.9	63.78	67.6	5.9	64.44	68.4	5.8	63.98	68.0
02/17/2017 06:40	7.9	64.21	68.2	7.9	63.65	67.5	5.9	64.30	68.4	5.8	63.87	67.9
02/17/2017 06:50	7.9	64.08	68.1	7.9	63.53	67.5	5.9	64.19	68.3	5.8	63.74	67.8
02/17/2017 07:00	7.9	64.02	68.1	7.9	63.44	67.4	5.9	64.11	68.2	5.8	63.66	67.8
02/17/2017 07:10	7.9	63.95	67.9	7.9	63.40	67.3	5.9	64.03	68.1	5.8	63.62	67.7
02/17/2017 07:20	7.9	63.91	67.9	7.9	63.33	67.2	5.9	63.99	68.0	5.8	63.53	67.6
02/17/2017 07:30	7.9	63.83	67.8	7.9	63.32	67.1	5.9	63.92	67.9	5.8	63.46	67.5
02/17/2017 07:40	7.9	63.85	67.7	7.9	63.32	67.1	5.9	63.98	67.9	5.8	63.51	67.5
02/17/2017 07:50	7.9	63.87	67.7	7.9	63.34	67.1	5.9	64.02	67.9	5.8	63.55	67.4
02/17/2017 08:00	7.9	63.93	67.7	7.9	63.42	67.0	5.9	64.11	67.9	5.8	63.63	67.4
02/17/2017 08:10	7.9	64.01	67.7	7.9	63.51	67.0	5.9	64.15	67.8	5.8	63.72	67.4
02/17/2017 08:20	7.9	64.05	67.7	7.9	63.58	67.0	5.9	64.25	67.8	5.8	63.81	67.4
02/17/2017 08:30	7.9	64.18	67.8	7.9	63.73	67.1	5.9	64.39	67.9	5.8	63.95	67.4
02/17/2017 08:40	7.8	64.36	67.8	7.9	63.88	67.2	5.9	64.57	67.9	5.8	64.14	67.5
02/17/2017 08:50	7.8	64.53	67.9	7.9	64.09	67.3	5.9	64.80	68.0	5.8	64.33	67.5
02/17/2017 09:00	7.8	64.76	68.0	7.9	64.28	67.4	5.9	64.99	68.1	5.8	64.56	67.6
02/17/2017 09:10	7.8	65.00	68.2	7.9	64.56	67.5	5.9	65.27	68.2	5.8	64.80	67.7
02/17/2017 09:20	7.9	65.22	68.3	7.9	64.80	67.6	5.9	65.53	68.3	5.8	65.04	67.9
02/17/2017 09:30	7.9	65.47	68.4	7.9	65.02	67.8	5.9	65.79	68.4	5.8	65.30	68.0
02/17/2017 09:40	7.7	65.71	68.6	7.8	65.28	67.9	5.8	66.03	68.5	5.7	65.55	68.2
02/17/2017 09:50	7.6	66.61	68.8	7.7	66.17	68.1	5.7	66.95	68.8	5.6	66.49	68.4
02/17/2017 10:00	7.6	68.33	69.2	7.7	67.85	68.7	5.6	68.68	69.2	5.6	68.20	68.8

Date/Time	HW9i F	HW9i T	HW9o	HW10i F	HW10i T	HW10o	HW11i F	HW11i T	HW11o	HW12i F	HW12i T	HW12o
02/17/2017 10:10	7.6	69.62	69.9	7.7	69.14	69.4	5.6	70.00	69.7	5.6	69.48	69.3
02/17/2017 10:20	7.6	70.69	70.8	7.7	70.22	70.2	5.6	71.09	70.4	5.6	70.58	70.0
02/17/2017 10:30	7.6	71.67	71.6	7.7	71.21	71.1	5.6	72.09	71.2	5.6	71.59	70.9
02/17/2017 10:40	7.6	72.57	72.4	7.7	72.11	71.9	5.6	73.01	71.9	5.6	72.51	71.6
02/17/2017 10:50	7.6	73.45	73.2	7.7	73.01	72.7	5.6	73.92	72.6	5.6	73.42	72.3
02/17/2017 11:00	7.6	74.27	74.0	7.7	73.86	73.5	5.6	74.77	73.3	5.6	74.23	73.0
02/17/2017 11:10	7.6	75.03	74.7	7.6	74.62	74.2	5.6	75.54	73.9	5.6	75.00	73.6
02/17/2017 11:20	7.6	75.77	75.3	7.7	75.36	74.8	5.6	76.31	74.6	5.6	75.78	74.2
02/17/2017 11:30	7.6	76.52	75.9	7.7	76.11	75.4	5.6	77.09	75.3	5.6	76.53	74.9
02/17/2017 11:40	7.6	77.24	76.5	7.7	76.84	76.0	5.6	77.84	75.9	5.6	77.28	75.5
02/17/2017 11:50	7.6	77.91	77.2	7.7	77.53	76.7	5.6	78.55	76.4	5.6	77.97	76.1
02/17/2017 12:00	7.6	78.64	77.8	7.7	78.23	77.3	5.6	79.28	77.0	5.6	78.68	76.7
02/17/2017 12:10	7.6	79.25	78.4	7.7	78.84	77.9	5.6	79.90	77.5	5.6	79.28	77.2
02/17/2017 12:20	7.6	79.77	78.9	7.7	79.35	78.4	5.6	80.42	78.0	5.6	79.81	77.7
02/17/2017 12:30	7.6	80.38	79.5	7.7	79.97	79.0	5.6	81.08	78.6	5.6	80.45	78.3
02/17/2017 12:40	7.6	80.88	80.0	7.7	80.48	79.4	5.6	81.60	79.1	5.6	80.97	78.8
02/17/2017 12:50	7.6	81.36	80.4	7.7	80.98	80.0	5.6	82.09	79.6	5.6	81.50	79.3
02/17/2017 13:00	7.6	81.85	80.9	7.7	81.47	80.4	5.6	82.59	80.0	5.6	82.01	79.9
02/17/2017 13:10	7.6	82.28	81.3	7.7	81.94	80.9	5.6	83.06	80.4	5.6	82.46	80.3
02/17/2017 13:20	7.6	82.67	81.8	7.7	82.30	81.3	5.6	83.44	80.8	5.6	82.83	80.7
02/17/2017 13:30	7.6	83.14	82.2	7.7	82.80	81.7	5.6	83.95	81.2	5.6	83.32	81.0
02/17/2017 13:40	7.6	83.44	82.6	7.7	83.11	82.1	5.6	84.23	81.6	5.6	83.62	81.4
02/17/2017 13:50	7.6	83.83	82.9	7.7	83.52	82.5	5.6	84.67	82.0	5.6	84.05	81.8
02/17/2017 14:00	7.6	84.14	83.3	7.7	83.84	82.8	5.6	85.00	82.4	5.6	84.35	82.2
02/17/2017 14:10	7.6	84.50	83.6	7.7	84.20	83.2	5.6	85.36	82.7	5.6	84.72	82.5
02/17/2017 14:20	7.6	84.73	83.9	7.7	84.43	83.5	5.6	85.60	83.0	5.6	84.95	82.9
02/17/2017 14:30	7.6	85.09	84.2	7.7	84.80	83.8	5.6	85.99	83.4	5.6	85.34	83.1
02/17/2017 14:40	7.6	85.40	84.5	7.7	85.09	84.1	5.6	86.27	83.6	5.6	85.64	83.3
02/17/2017 14:50	7.6	85.58	84.8	7.7	85.28	84.4	5.6	86.47	83.9	5.6	85.82	83.7
02/17/2017 15:00	7.6	85.88	85.1	7.7	85.58	84.7	5.6	86.78	84.2	5.6	86.11	83.9
02/17/2017 15:10	7.6	86.18	85.4	7.7	85.86	85.0	5.6	87.06	84.4	5.6	86.42	84.2
02/17/2017 15:20	7.6	86.38	85.6	7.7	86.07	85.2	5.6	87.27	84.7	5.6	86.60	84.5
02/17/2017 15:30	7.6	86.54	85.8	7.7	86.23	85.4	5.6	87.43	84.9	5.6	86.77	84.7
02/17/2017 15:40	7.6	86.70	86.0	7.7	86.38	85.7	5.6	87.58	85.1	5.6	86.94	84.9
02/17/2017 15:50	7.6	86.89	86.3	7.7	86.55	85.8	5.6	87.74	85.4	5.6	87.11	85.1
02/17/2017 16:00	7.6	87.02	86.5	7.7	86.70	86.0	5.6	87.89	85.6	5.6	87.21	85.3
02/17/2017 16:10	7.6	87.06	86.6	7.7	86.72	86.2	5.6	87.93	85.7	5.6	87.28	85.5
02/17/2017 16:20	7.6	87.17	86.8	7.7	86.84	86.3	5.6	88.06	85.9	5.6	87.42	85.7
02/17/2017 16:30	7.6	87.30	86.9	7.7	86.94	86.4	5.6	88.17	86.0	5.6	87.51	85.8
02/17/2017 16:40	7.6	87.37	87.1	7.7	87.02	86.6	5.6	88.24	86.2	5.6	87.53	85.9
02/17/2017 16:50	7.6	87.42	87.2	7.7	87.05	86.7	5.6	88.28	86.3	5.7	87.58	86.1
02/17/2017 17:00	7.9	87.42	87.2	8.0	87.06	86.7	5.9	88.23	86.4	6.0	87.54	86.1
02/17/2017 17:10	7.9	87.40	87.3	8.0	87.00	86.9	5.9	88.16	86.5	5.9	87.51	86.3
02/17/2017 17:20	7.9	87.34	87.3	8.0	86.91	86.9	5.9	88.06	86.5	5.9	87.42	86.3
02/17/2017 17:30	7.9	87.22	87.3	8.0	86.76	86.9	5.9	87.89	86.6	5.9	87.25	86.3
02/17/2017 17:40	7.9	87.05	87.3	8.0	86.61	86.9	5.9	87.66	86.6	5.9	87.06	86.3
02/17/2017 17:50	7.9	86.93	87.3	8.0	86.42	86.8	5.9	87.43	86.6	5.9	86.84	86.3
02/17/2017 18:00	7.9	86.75	87.2	8.0	86.25	86.7	5.9	87.23	86.5	5.9	86.65	86.3
02/17/2017 18:10	7.9	86.61	87.2	8.0	86.08	86.7	5.9	87.06	86.4	5.9	86.48	86.2
02/17/2017 18:20	7.9	86.44	87.1	8.0	85.94	86.6	5.9	86.88	86.4	5.9	86.35	86.1
02/17/2017 18:30	7.9	86.31	87.0	8.0	85.77	86.5	5.9	86.75	86.4	5.9	86.17	86.1
02/17/2017 18:40	7.9	86.22	86.9	8.0	85.65	86.4	5.9	86.62	86.3	5.9	86.04	86.0
02/17/2017 18:50	7.9	86.08	86.8	8.0	85.57	86.3	5.9	86.50	86.2	5.9	85.92	85.9
02/17/2017 19:00	7.9	85.92	86.7	8.0	85.38	86.2	5.9	86.33	86.1	5.9	85.75	85.9
02/17/2017 19:10	7.9	85.77	86.6	8.0	85.22	86.2	5.9	86.14	86.0	5.9	85.61	85.8

Date/Time	HW9i F	HW9i T	HW9o	HW10i F	HW10i T	HW10o	HW11i F	HW11i T	HW11o	HW12i F	HW12i T	HW12o
02/17/2017 19:20	7.9	85.58	86.6	8.0	85.02	86.1	5.9	85.97	85.9	5.9	85.40	85.7
02/17/2017 19:30	7.9	85.41	86.4	8.0	84.88	85.9	5.9	85.78	85.9	5.9	85.25	85.6
02/17/2017 19:40	7.9	85.26	86.3	8.0	84.75	85.8	5.9	85.66	85.7	5.9	85.09	85.5
02/17/2017 19:50	7.9	85.14	86.2	8.0	84.58	85.7	5.9	85.48	85.7	5.9	84.94	85.4
02/17/2017 20:00	7.9	84.99	86.2	8.0	84.46	85.6	5.9	85.36	85.6	5.9	84.81	85.3
02/17/2017 20:10	7.9	84.83	86.0	8.0	84.28	85.5	5.9	85.19	85.5	5.9	84.61	85.2
02/17/2017 20:20	7.9	84.71	85.9	8.0	84.14	85.4	5.9	85.05	85.4	5.9	84.49	85.1
02/17/2017 20:30	7.9	84.46	85.8	8.0	83.90	85.3	5.9	84.80	85.3	5.9	84.27	84.9
02/17/2017 20:40	7.9	84.25	85.7	8.0	83.72	85.2	5.9	84.61	85.2	5.9	84.05	84.8
02/17/2017 20:50	7.9	84.10	85.5	8.0	83.53	85.1	5.9	84.40	85.1	5.9	83.86	84.7
02/17/2017 21:00	7.9	83.91	85.4	8.0	83.34	84.9	5.9	84.22	85.0	5.9	83.68	84.6
02/17/2017 21:10	7.9	83.73	85.3	8.0	83.14	84.7	5.9	84.01	84.8	5.9	83.48	84.5
02/17/2017 21:20	7.9	83.54	85.1	8.0	82.97	84.6	5.9	83.84	84.7	5.9	83.32	84.4
02/17/2017 21:30	7.9	83.38	85.0	8.0	82.76	84.5	5.9	83.65	84.6	5.9	83.13	84.2
02/17/2017 21:40	7.9	83.20	84.9	8.0	82.60	84.3	5.9	83.50	84.5	5.9	82.98	84.1
02/17/2017 21:50	7.9	83.04	84.8	8.0	82.42	84.2	5.9	83.31	84.3	5.9	82.78	84.0
02/17/2017 22:00	7.9	82.89	84.6	8.0	82.29	84.1	5.9	83.17	84.2	5.9	82.66	83.8
02/17/2017 22:10	7.9	82.75	84.5	8.0	82.12	83.9	5.9	82.98	84.1	5.9	82.47	83.7
02/17/2017 22:20	7.9	82.60	84.4	8.0	82.00	83.8	5.9	82.86	84.0	5.9	82.30	83.6
02/17/2017 22:30	7.9	82.43	84.2	8.0	81.84	83.7	5.9	82.70	83.9	5.9	82.17	83.5
02/17/2017 22:40	7.9	82.32	84.1	8.0	81.68	83.6	5.9	82.56	83.7	5.9	82.03	83.4
02/17/2017 22:50	7.9	82.18	84.0	8.0	81.58	83.5	5.9	82.44	83.7	5.9	81.90	83.3
02/17/2017 23:00	7.9	82.05	83.8	8.0	81.41	83.4	5.9	82.29	83.6	5.9	81.78	83.2
02/17/2017 23:10	7.9	81.97	83.8	8.0	81.32	83.2	5.9	82.17	83.5	5.9	81.67	83.1
02/17/2017 23:20	7.9	81.89	83.7	8.0	81.23	83.2	5.9	82.10	83.4	5.9	81.60	83.0
02/17/2017 23:30	7.9	81.67	83.6	8.0	81.05	83.1	5.9	81.91	83.3	5.9	81.37	82.9
02/17/2017 23:40	7.9	81.52	83.5	8.0	80.92	83.0	5.9	81.77	83.2	5.9	81.23	82.8
02/17/2017 23:50	7.9	81.36	83.4	8.0	80.76	82.8	5.9	81.62	83.1	5.9	81.07	82.7
02/18/2017 00:00	7.9	81.20	83.2	8.0	80.59	82.7	5.9	81.45	82.9	5.9	80.91	82.5
02/18/2017 00:10	7.9	81.08	83.2	8.0	80.47	82.6	5.9	81.31	82.8	5.9	80.77	82.4
02/18/2017 00:20	7.9	80.92	83.0	8.0	80.29	82.4	5.9	81.16	82.7	5.9	80.60	82.3
02/18/2017 00:30	7.9	80.81	82.9	8.0	80.21	82.3	5.9	81.05	82.6	5.9	80.50	82.2
02/18/2017 00:40	7.9	80.71	82.8	8.0	80.09	82.2	5.9	80.95	82.6	5.9	80.40	82.1
02/18/2017 00:50	7.9	80.61	82.7	8.0	80.00	82.1	5.9	80.84	82.4	5.9	80.31	82.0
02/18/2017 01:00	7.9	80.52	82.6	8.0	79.89	82.0	5.9	80.76	82.3	5.9	80.22	81.9
02/18/2017 01:10	7.9	80.46	82.5	8.0	79.83	82.0	5.9	80.72	82.2	5.9	80.16	81.9
02/18/2017 01:20	7.9	80.40	82.4	8.0	79.81	81.9	5.9	80.67	82.2	5.9	80.10	81.8
02/18/2017 01:30	7.9	80.37	82.4	8.0	79.77	81.8	5.9	80.62	82.1	5.9	80.06	81.7
02/18/2017 01:40	7.9	80.25	82.4	8.0	79.65	81.7	5.9	80.51	82.1	5.9	79.94	81.7
02/18/2017 01:50	7.9	80.15	82.3	8.0	79.53	81.7	5.9	80.38	82.0	5.9	79.83	81.6
02/18/2017 02:00	7.9	80.11	82.2	8.0	79.49	81.6	5.9	80.34	81.9	5.9	79.78	81.6
02/18/2017 02:10	7.9	80.00	82.1	8.0	79.37	81.5	5.9	80.23	81.8	5.9	79.66	81.5
02/18/2017 02:20	7.9	79.87	82.1	8.0	79.29	81.5	5.9	80.14	81.8	5.9	79.57	81.4
02/18/2017 02:30	7.9	79.85	82.0	8.0	79.25	81.4	5.9	80.09	81.7	5.9	79.53	81.3
02/18/2017 02:40	7.9	79.81	81.9	8.0	79.15	81.4	5.9	80.03	81.7	5.9	79.45	81.3
02/18/2017 02:50	7.9	79.75	81.9	8.0	79.13	81.3	5.9	80.01	81.6	5.9	79.42	81.2
02/18/2017 03:00	7.9	79.67	81.9	8.0	79.07	81.3	5.9	79.88	81.6	5.9	79.37	81.2
02/18/2017 03:10	7.9	79.54	81.8	8.0	78.88	81.2	5.9	79.75	81.5	5.9	79.17	81.1
02/18/2017 03:20	7.9	79.38	81.7	8.0	78.77	81.1	5.9	79.59	81.4	5.9	79.07	81.0
02/18/2017 03:30	7.9	79.17	81.5	8.0	78.57	81.0	5.9	79.40	81.3	5.9	78.86	81.0
02/18/2017 03:40	7.9	79.13	81.5	8.0	78.50	80.9	5.9	79.35	81.2	5.9	78.78	80.8
02/18/2017 03:50	7.9	79.08	81.4	8.0	78.43	80.8	5.9	79.28	81.1	5.9	78.72	80.8
02/18/2017 04:00	7.9	78.89	81.3	8.0	78.28	80.7	5.9	79.08	81.0	5.9	78.58	80.7
02/18/2017 04:10	7.9	78.77	81.2	8.0	78.14	80.6	5.9	78.96	80.9	5.9	78.44	80.6
02/18/2017 04:20	7.9	78.72	81.1	8.0	78.12	80.5	5.9	78.92	80.9	5.9	78.42	80.5

Date/Time	HW9i F	HW9i T	HW9o	HW10i F	HW10i T	HW10o	HW11i F	HW11i T	HW11o	HW12i F	HW12i T	HW12o
02/18/2017 04:30	7.9	78.48	81.0	8.0	77.89	80.4	5.9	78.64	80.8	5.9	78.14	80.4
02/18/2017 04:40	7.9	78.27	80.9	8.0	77.68	80.3	5.9	78.41	80.7	5.9	77.92	80.3
02/18/2017 04:50	7.9	78.13	80.8	8.0	77.55	80.2	5.9	78.33	80.6	5.9	77.83	80.2
02/18/2017 05:00	7.9	78.13	80.7	8.0	77.53	80.0	5.9	78.33	80.4	5.9	77.83	80.1
02/18/2017 05:10	7.9	78.12	80.6	8.0	77.53	80.0	5.9	78.33	80.3	5.9	77.83	80.0
02/18/2017 05:20	7.9	78.08	80.5	8.0	77.48	80.0	5.9	78.32	80.3	5.9	77.74	79.9
02/18/2017 05:30	7.9	78.02	80.5	8.0	77.42	79.9	5.9	78.25	80.3	5.9	77.72	79.9
02/18/2017 05:40	7.9	78.02	80.5	8.0	77.42	79.8	5.9	78.31	80.2	5.9	77.72	79.8
02/18/2017 05:50	7.9	78.02	80.4	8.0	77.43	79.8	5.9	78.31	80.2	5.9	77.72	79.8
02/18/2017 06:00	7.9	78.01	80.4	8.0	77.43	79.8	5.9	78.25	80.2	5.9	77.72	79.8
02/18/2017 06:10	7.9	77.94	80.3	8.0	77.38	79.8	5.9	78.15	80.1	5.9	77.65	79.7
02/18/2017 06:20	7.9	77.87	80.3	8.0	77.29	79.7	5.9	78.05	80.1	5.9	77.56	79.7
02/18/2017 06:30	7.9	77.75	80.3	8.0	77.18	79.7	5.9	77.92	80.0	5.9	77.40	79.6
02/18/2017 06:40	7.9	77.66	80.2	8.0	77.04	79.6	5.9	77.79	80.0	5.9	77.30	79.6
02/18/2017 06:50	7.9	77.52	80.1	8.0	76.93	79.5	5.9	77.68	79.9	5.9	77.19	79.6
02/18/2017 07:00	7.9	77.46	80.0	8.0	76.88	79.4	5.9	77.62	79.8	5.9	77.11	79.4
02/18/2017 07:10	7.9	77.33	79.9	8.0	76.73	79.3	5.9	77.51	79.8	5.9	77.00	79.3
02/18/2017 07:20	7.9	77.23	79.9	8.0	76.68	79.3	5.9	77.43	79.7	5.9	76.93	79.3
02/18/2017 07:30	7.9	77.16	79.8	8.0	76.59	79.2	5.9	77.36	79.6	5.9	76.86	79.2
02/18/2017 07:40	7.9	77.11	79.8	8.0	76.53	79.1	5.9	77.32	79.5	5.9	76.81	79.1
02/18/2017 07:50	7.9	77.03	79.6	8.0	76.47	79.1	5.9	77.28	79.5	5.9	76.72	79.1
02/18/2017 08:00	7.9	77.02	79.6	8.0	76.42	79.0	5.9	77.22	79.5	5.9	76.71	79.1
02/18/2017 08:10	7.9	76.97	79.5	8.0	76.40	78.9	5.9	77.21	79.4	5.9	76.67	79.0
02/18/2017 08:20	7.9	76.96	79.5	8.0	76.38	78.9	5.9	77.19	79.3	5.9	76.65	78.9
02/18/2017 08:30	7.9	76.95	79.5	8.0	76.38	78.9	5.9	77.19	79.3	5.9	76.63	78.9
02/18/2017 08:40	7.9	76.98	79.4	8.0	76.40	78.9	5.9	77.21	79.2	5.9	76.66	78.9
02/18/2017 08:50	7.9	77.02	79.5	8.0	76.42	78.9	5.9	77.28	79.3	5.9	76.72	78.9
02/18/2017 09:00	7.9	76.99	79.5	8.0	76.44	78.9	5.9	77.27	79.2	5.9	76.72	78.9
02/18/2017 09:10	7.9	77.03	79.5	8.0	76.47	78.9	5.9	77.33	79.2	5.9	76.77	78.9
02/18/2017 09:20	7.9	77.11	79.5	8.0	76.59	78.9	5.9	77.41	79.3	5.9	76.89	78.9
02/18/2017 09:30	7.9	77.20	79.5	8.0	76.69	78.9	5.9	77.51	79.3	5.9	77.00	78.9
02/18/2017 09:40	7.9	77.29	79.5	8.0	76.75	79.0	5.9	77.59	79.3	5.9	77.06	78.9
02/18/2017 09:50	7.9	77.34	79.6	8.0	76.80	79.0	5.9	77.63	79.4	5.9	77.12	79.0
02/18/2017 10:00	7.9	77.44	79.7	8.0	76.91	79.1	5.9	77.77	79.4	5.9	77.25	79.0
02/18/2017 10:10	7.9	77.55	79.7	8.0	77.02	79.1	5.9	77.88	79.5	5.9	77.34	79.0
02/18/2017 10:20	7.9	77.65	79.7	8.0	77.10	79.2	5.7	77.96	79.5	5.9	77.44	79.1
02/18/2017 10:30	7.9	77.77	79.9	8.0	77.26	79.3	5.7	78.14	79.6	5.9	77.61	79.2
02/18/2017 10:40	7.9	77.87	79.9	8.0	77.38	79.3	5.7	78.26	79.7	5.9	77.71	79.3
02/18/2017 10:50	7.9	78.05	80.0	8.0	77.52	79.4	5.7	78.41	79.7	5.9	77.89	79.4
02/18/2017 11:00	7.9	78.23	80.1	8.0	77.74	79.6	5.7	78.66	79.9	5.9	78.11	79.5
02/18/2017 11:10	7.9	78.42	80.3	8.0	77.93	79.7	5.7	78.89	80.0	5.9	78.33	79.6
02/18/2017 11:20	7.9	78.64	80.3	8.0	78.14	79.8	5.7	79.05	80.1	5.9	78.47	79.7
02/18/2017 11:30	7.9	78.80	80.5	8.0	78.26	79.9	5.7	79.19	80.2	5.9	78.64	79.8
02/18/2017 11:40	7.9	78.85	80.6	8.0	78.33	80.0	5.7	79.25	80.3	5.9	78.67	79.9
02/18/2017 11:50	7.9	78.92	80.7	8.0	78.42	80.1	5.7	79.32	80.4	5.9	78.72	80.0
02/18/2017 12:00	7.9	78.96	80.8	8.0	78.41	80.2	5.7	79.33	80.5	5.9	78.73	80.1
02/18/2017 12:10	7.9	79.08	80.8	8.0	78.49	80.3	5.7	79.44	80.5	5.9	78.86	80.2
02/18/2017 12:20	7.9	79.18	80.9	8.0	78.63	80.4	5.7	79.58	80.6	5.9	79.00	80.2
02/18/2017 12:30	7.9	79.27	81.0	8.0	78.74	80.4	5.7	79.68	80.7	5.9	79.09	80.3
02/18/2017 12:40	7.9	79.33	81.1	8.0	78.78	80.5	5.7	79.70	80.8	5.9	79.11	80.4
02/18/2017 12:50	7.9	79.30	81.1	8.0	78.73	80.6	5.7	79.64	80.8	5.9	79.08	80.4
02/18/2017 13:00	7.9	79.26	81.2	8.0	78.69	80.6	5.7	79.60	80.9	5.9	79.03	80.4
02/18/2017 13:10	7.9	79.23	81.2	8.0	78.64	80.6	5.7	79.55	80.9	5.9	79.00	80.5
02/18/2017 13:20	7.9	79.21	81.2	8.0	78.64	80.6	5.7	79.55	80.9	5.9	78.96	80.5
02/18/2017 13:30	7.9	79.17	81.2	8.0	78.62	80.6	5.7	79.52	80.9	5.9	78.95	80.5

Date/Time	HW9i F	HW9i T	HW9o	HW10i F	HW10i T	HW10o	HW11i F	HW11i T	HW11o	HW12i F	HW12i T	HW12o
02/18/2017 13:40	7.9	79.13	81.2	8.0	78.53	80.6	5.7	79.42	80.9	5.9	78.91	80.5
02/18/2017 13:50	7.9	79.13	81.2	8.0	78.53	80.6	5.7	79.42	80.8	5.9	78.85	80.5
02/18/2017 14:00	7.9	79.13	81.1	8.0	78.53	80.5	5.7	79.42	80.9	5.9	78.83	80.5
02/18/2017 14:10	7.9	79.13	81.1	8.0	78.51	80.5	5.7	79.42	80.9	5.9	78.83	80.5
02/18/2017 14:20	7.9	79.13	81.1	8.0	78.53	80.5	5.7	79.42	80.9	5.9	78.85	80.5
02/18/2017 14:30	7.9	79.13	81.2	8.0	78.53	80.5	5.7	79.44	80.9	5.9	78.89	80.5
02/18/2017 14:40	7.9	79.13	81.2	8.0	78.54	80.5	5.7	79.49	80.9	5.9	78.92	80.5
02/18/2017 14:50	7.9	79.20	81.2	8.0	78.65	80.6	5.7	79.60	80.9	5.9	79.01	80.5
02/18/2017 15:00	7.9	79.30	81.1	8.0	78.76	80.6	5.7	79.73	80.9	5.9	79.14	80.6
02/18/2017 15:10	7.9	79.40	81.2	8.0	78.85	80.6	5.7	79.82	81.0	5.9	79.22	80.6
02/18/2017 15:20	7.9	79.52	81.3	8.0	78.92	80.7	5.7	79.86	81.0	5.9	79.32	80.6
02/18/2017 15:30	7.9	79.52	81.3	8.0	78.94	80.8	5.7	79.88	81.1	5.9	79.31	80.6
02/18/2017 15:40	7.9	79.53	81.4	8.0	78.98	80.8	5.7	79.92	81.1	5.9	79.33	80.7
02/18/2017 15:50	7.9	79.56	81.4	8.0	79.02	80.9	5.7	79.94	81.1	5.9	79.38	80.8
02/18/2017 16:00	7.9	79.54	81.5	8.0	79.00	80.9	5.7	79.91	81.2	5.9	79.34	80.8
02/18/2017 16:10	7.9	79.53	81.5	8.0	79.02	80.9	5.7	79.92	81.2	5.9	79.33	80.8
02/18/2017 16:20	7.9	79.54	81.5	8.0	79.00	80.9	5.7	79.90	81.3	5.9	79.32	80.8
02/18/2017 16:30	7.9	79.53	81.5	8.0	78.92	80.9	5.7	79.83	81.2	5.9	79.23	80.8
02/18/2017 16:40	7.9	79.48	81.5	8.0	78.88	80.9	5.7	79.80	81.2	6.0	79.22	80.8
02/18/2017 16:50	7.9	79.42	81.5	8.0	78.83	80.9	5.7	79.73	81.2	5.9	79.17	80.8
02/18/2017 17:00	7.9	79.32	81.5	8.0	78.75	80.9	5.7	79.65	81.2	5.9	79.08	80.8
02/18/2017 17:10	7.9	79.24	81.4	8.0	78.66	80.8	5.7	79.56	81.2	6.0	79.02	80.8
02/18/2017 17:20	7.9	79.18	81.4	8.0	78.63	80.8	5.7	79.53	81.1	5.9	78.92	80.7
02/18/2017 17:30	7.9	79.19	81.4	8.0	78.62	80.8	5.7	79.52	81.1	5.9	78.95	80.7
02/18/2017 17:40	7.9	79.13	81.3	8.0	78.53	80.7	5.7	79.44	81.1	5.9	78.90	80.6
02/18/2017 17:50	7.9	79.13	81.3	8.0	78.51	80.7	5.7	79.38	81.1	5.9	78.82	80.6
02/18/2017 18:00	7.9	79.08	81.2	8.0	78.43	80.7	5.7	79.33	81.0	5.9	78.74	80.6
02/18/2017 18:10	7.9	78.97	81.2	8.0	78.37	80.6	5.7	79.25	81.0	5.9	78.69	80.5
02/18/2017 18:20	7.9	78.89	81.2	8.0	78.30	80.6	5.7	79.10	81.0	5.9	78.59	80.5
02/18/2017 18:30	7.9	78.81	81.1	8.0	78.16	80.5	5.7	79.01	80.9	5.9	78.44	80.5
02/18/2017 18:40	7.9	78.66	81.0	8.0	78.06	80.4	5.7	78.86	80.8	5.9	78.36	80.4
02/18/2017 18:50	7.9	78.47	80.9	8.0	77.90	80.4	5.7	78.71	80.8	5.9	78.21	80.3
02/18/2017 19:00	7.9	78.38	80.8	8.0	77.78	80.3	5.7	78.59	80.7	5.9	78.06	80.2
02/18/2017 19:10	7.9	78.21	80.8	8.0	77.67	80.2	5.7	78.47	80.7	5.9	77.97	80.2
02/18/2017 19:20	7.9	78.12	80.7	8.0	77.53	80.1	5.7	78.33	80.5	5.9	77.81	80.1
02/18/2017 19:30	7.9	78.04	80.6	8.0	77.44	80.0	5.7	78.26	80.4	5.9	77.72	80.0
02/18/2017 19:40	7.9	77.92	80.5	8.0	77.35	79.9	5.7	78.12	80.4	5.9	77.63	79.9
02/18/2017 19:50	7.9	77.78	80.4	8.0	77.25	79.8	5.7	77.98	80.3	6.0	77.51	79.8
02/18/2017 20:00	7.9	77.70	80.4	8.0	77.10	79.7	5.7	77.89	80.2	6.0	77.37	79.7
02/18/2017 20:10	7.9	77.59	80.2	8.0	76.99	79.7	5.7	77.78	80.1	6.0	77.28	79.7
02/18/2017 20:20	7.9	77.44	80.1	8.0	76.88	79.6	5.7	77.63	80.0	5.9	77.13	79.6
02/18/2017 20:30	7.9	77.32	80.1	8.0	76.72	79.5	5.7	77.53	79.9	6.0	77.02	79.4
02/18/2017 20:40	7.9	77.16	80.0	8.0	76.63	79.4	5.7	77.39	79.8	5.9	76.90	79.4
02/18/2017 20:50	7.9	77.08	79.9	8.0	76.53	79.3	5.7	77.31	79.8	5.9	76.80	79.3
02/18/2017 21:00	7.9	77.01	79.7	8.0	76.44	79.2	5.7	77.22	79.6	5.9	76.69	79.2
02/18/2017 21:10	7.9	76.94	79.7	8.0	76.36	79.1	5.7	77.14	79.6	6.0	76.63	79.2
02/18/2017 21:20	7.9	76.80	79.6	8.0	76.25	79.0	5.7	77.00	79.6	5.9	76.52	79.0
02/18/2017 21:30	7.9	76.72	79.5	8.0	76.16	78.9	5.7	76.92	79.5	6.0	76.43	79.0
02/18/2017 21:40	7.9	76.68	79.4	8.0	76.07	78.9	5.7	76.88	79.4	5.9	76.34	78.9
02/18/2017 21:50	7.9	76.60	79.4	8.0	76.02	78.8	5.7	76.76	79.3	6.0	76.23	78.9
02/18/2017 22:00	7.9	76.52	79.3	8.0	75.92	78.7	5.7	76.68	79.3	6.0	76.22	78.8
02/18/2017 22:10	7.9	76.43	79.3	8.0	75.83	78.6	5.7	76.61	79.2	6.0	76.10	78.7
02/18/2017 22:20	7.9	76.32	79.2	8.0	75.70	78.6	5.7	76.47	79.1	5.9	75.96	78.6
02/18/2017 22:30	7.9	76.22	79.1	8.0	75.63	78.5	5.7	76.37	79.0	5.9	75.91	78.6
02/18/2017 22:40	7.9	76.16	79.0	8.0	75.56	78.4	5.7	76.31	78.9	6.0	75.83	78.5

Date/Time	HW9i F	HW9i T	HW9o	HW10i F	HW10i T	HW10o	HW11i F	HW11i T	HW11o	HW12i F	HW12i T	HW12o
02/18/2017 22:50	7.9	76.06	78.9	8.0	75.48	78.3	5.7	76.22	78.9	6.0	75.74	78.4
02/18/2017 23:00	7.9	75.97	78.9	8.0	75.36	78.2	5.7	76.13	78.8	6.0	75.62	78.4
02/18/2017 23:10	7.9	75.92	78.8	8.0	75.33	78.2	5.7	76.07	78.7	6.0	75.53	78.3
02/18/2017 23:20	7.9	75.81	78.7	8.0	75.26	78.1	5.7	75.97	78.7	6.0	75.49	78.2
02/18/2017 23:30	7.9	75.73	78.6	8.0	75.15	78.1	5.7	75.89	78.6	5.9	75.41	78.1
02/18/2017 23:40	7.9	75.69	78.6	8.0	75.08	78.0	5.7	75.80	78.6	5.9	75.29	78.1
02/18/2017 23:50	7.9	75.55	78.5	8.0	74.94	77.9	5.7	75.69	78.5	6.0	75.21	78.0
02/19/2017 00:00	7.9	75.42	78.4	8.0	74.86	77.8	5.7	75.58	78.4	6.0	75.10	77.9
02/19/2017 00:10	7.9	75.33	78.3	8.0	74.75	77.7	5.7	75.48	78.3	6.0	74.98	77.8
02/19/2017 00:20	7.9	75.24	78.3	8.0	74.63	77.7	5.7	75.36	78.2	5.9	74.85	77.8
02/19/2017 00:30	7.9	75.14	78.2	8.0	74.56	77.6	5.7	75.25	78.1	5.9	74.78	77.7
02/19/2017 00:40	7.9	75.04	78.1	8.0	74.45	77.5	5.7	75.16	78.2	5.9	74.68	77.6
02/19/2017 00:50	7.9	74.94	78.0	8.0	74.37	77.4	5.7	75.11	78.0	5.9	74.58	77.5
02/19/2017 01:00	7.9	74.91	77.9	8.0	74.27	77.3	5.7	75.01	78.0	5.9	74.52	77.4
02/19/2017 01:10	7.9	74.77	77.8	8.0	74.18	77.2	5.7	74.87	77.9	5.9	74.40	77.4
02/19/2017 01:20	7.9	74.61	77.8	8.0	73.99	77.1	5.7	74.73	77.8	5.9	74.22	77.3
02/19/2017 01:30	7.9	74.49	77.6	8.0	73.90	77.0	5.7	74.61	77.7	5.9	74.13	77.2
02/19/2017 01:40	7.9	74.35	77.6	8.0	73.79	77.0	5.7	74.49	77.6	5.9	74.00	77.1
02/19/2017 01:50	7.9	74.22	77.4	8.0	73.59	76.8	5.7	74.33	77.5	5.9	73.84	77.0
02/19/2017 02:00	7.9	74.09	77.3	8.0	73.52	76.7	5.7	74.23	77.4	5.9	73.78	76.9
02/19/2017 02:10	7.9	74.01	77.2	8.0	73.45	76.6	5.7	74.17	77.3	5.9	73.72	76.8
02/19/2017 02:20	7.9	73.93	77.2	8.0	73.36	76.5	5.7	74.12	77.2	5.9	73.63	76.7
02/19/2017 02:30	7.9	73.92	77.1	8.0	73.32	76.4	5.7	74.08	77.2	5.9	73.58	76.6
02/19/2017 02:40	7.9	73.84	77.0	8.0	73.24	76.3	5.7	74.03	77.1	5.9	73.53	76.6
02/19/2017 02:50	7.9	73.77	77.0	8.0	73.16	76.3	5.7	73.94	77.0	5.9	73.47	76.5
02/19/2017 03:00	7.9	73.71	76.9	8.0	73.13	76.3	5.7	73.91	77.0	6.0	73.43	76.5
02/19/2017 03:10	7.9	73.57	76.9	8.0	73.00	76.2	5.7	73.76	77.0	5.9	73.28	76.4
02/19/2017 03:20	7.9	73.53	76.8	8.0	72.92	76.1	5.7	73.72	76.8	5.9	73.20	76.3
02/19/2017 03:30	7.9	73.43	76.7	8.0	72.83	76.0	5.7	73.61	76.8	5.9	73.10	76.2
02/19/2017 03:40	7.9	73.37	76.6	8.0	72.77	76.0	5.7	73.53	76.7	5.9	73.05	76.2
02/19/2017 03:50	7.9	73.32	76.5	8.0	72.72	76.0	5.7	73.45	76.7	5.9	72.99	76.1
02/19/2017 04:00	7.9	73.20	76.5	8.0	72.58	75.9	5.7	73.38	76.5	6.0	72.88	76.0
02/19/2017 04:10	7.9	73.05	76.4	8.0	72.42	75.8	5.7	73.24	76.5	5.9	72.76	76.0
02/19/2017 04:20	7.9	72.94	76.4	8.0	72.33	75.7	5.7	73.13	76.4	5.9	72.63	75.9
02/19/2017 04:30	7.9	72.88	76.3	8.0	72.25	75.6	5.7	73.03	76.4	5.9	72.53	75.8
02/19/2017 04:40	7.9	72.75	76.2	8.0	72.11	75.5	5.7	72.88	76.2	5.9	72.40	75.7
02/19/2017 04:50	7.9	72.57	76.1	8.0	71.97	75.5	5.7	72.73	76.2	5.9	72.27	75.6
02/19/2017 05:00	7.9	72.52	76.0	8.0	71.90	75.3	5.7	72.69	76.1	5.9	72.18	75.5
02/19/2017 05:10	7.9	72.42	75.9	8.0	71.80	75.2	5.7	72.59	76.0	5.9	72.11	75.4
02/19/2017 05:20	7.9	72.34	75.8	8.0	71.72	75.1	5.7	72.47	75.9	5.9	72.00	75.4
02/19/2017 05:30	7.9	72.27	75.8	8.0	71.68	75.1	5.7	72.42	75.8	5.9	71.93	75.3
02/19/2017 05:40	7.9	72.27	75.7	8.0	71.67	75.0	5.7	72.39	75.8	5.9	71.90	75.2
02/19/2017 05:50	7.9	72.19	75.6	8.0	71.55	74.9	5.7	72.29	75.7	5.9	71.79	75.2
02/19/2017 06:00	7.9	72.05	75.5	8.0	71.41	74.9	5.7	72.14	75.7	5.9	71.69	75.1
02/19/2017 06:10	7.9	71.92	75.4	8.0	71.33	74.8	5.7	72.13	75.6	6.0	71.63	75.1
02/19/2017 06:20	7.9	71.92	75.4	8.0	71.27	74.7	5.7	72.03	75.5	5.9	71.54	75.0
02/19/2017 06:30	7.9	71.83	75.3	8.0	71.21	74.7	5.7	71.92	75.4	5.9	71.44	74.9
02/19/2017 06:40	7.9	71.75	75.3	8.0	71.08	74.6	5.7	71.83	75.3	5.9	71.35	74.9
02/19/2017 06:50	7.9	71.59	75.1	8.0	70.99	74.5	5.7	71.71	75.3	6.0	71.22	74.7
02/19/2017 07:00	7.9	71.51	75.1	8.0	70.86	74.4	5.7	71.60	75.2	5.9	71.10	74.6
02/19/2017 07:10	7.9	71.41	75.0	8.0	70.74	74.3	5.7	71.46	75.1	5.9	71.02	74.6
02/19/2017 07:20	7.9	71.30	74.8	8.0	70.70	74.2	5.7	71.40	75.0	5.9	70.92	74.5
02/19/2017 07:30	7.9	71.22	74.8	8.0	70.63	74.1	5.7	71.33	74.9	6.0	70.86	74.4
02/19/2017 07:40	7.9	71.15	74.7	8.0	70.51	74.1	5.7	71.25	74.8	6.0	70.73	74.3
02/19/2017 07:50	7.9	70.98	74.6	8.0	70.37	74.0	5.7	71.06	74.7	6.0	70.57	74.2

Date/Time	HW9i F	HW9i T	HW9o	HW10i F	HW10i T	HW10o	HW11i F	HW11i T	HW11o	HW12i F	HW12i T	HW12o
02/19/2017 08:00	7.9	70.85	74.5	8.0	70.23	73.9	5.7	70.92	74.7	5.9	70.42	74.2
02/19/2017 08:10	7.9	70.77	74.4	8.0	70.11	73.8	5.7	70.83	74.5	5.9	70.33	74.0
02/19/2017 08:20	7.9	70.74	74.4	8.0	70.10	73.7	5.7	70.83	74.5	5.9	70.33	74.0
02/19/2017 08:30	7.9	70.81	74.3	8.0	70.17	73.6	5.7	70.90	74.4	5.9	70.41	73.9
02/19/2017 08:40	7.9	70.84	74.3	8.0	70.26	73.6	5.7	71.02	74.4	5.9	70.54	73.9
02/19/2017 08:50	7.9	71.01	74.3	8.0	70.43	73.6	5.7	71.19	74.4	5.9	70.70	73.8
02/19/2017 09:00	7.9	71.20	74.3	8.0	70.65	73.7	5.7	71.39	74.4	5.9	70.93	73.8
02/19/2017 09:10	7.9	71.36	74.4	8.0	70.83	73.7	5.7	71.61	74.5	5.9	71.11	74.0
02/19/2017 09:20	7.9	71.57	74.5	8.0	71.06	73.9	5.7	71.84	74.5	5.9	71.37	74.0
02/19/2017 09:30	7.9	71.82	74.6	8.0	71.34	74.0	5.7	72.12	74.6	5.9	71.67	74.1
02/19/2017 09:40	7.9	72.12	74.8	8.0	71.62	74.2	5.7	72.43	74.8	5.9	71.97	74.3
02/19/2017 09:50	7.9	72.39	74.9	8.0	71.92	74.3	5.7	72.75	74.9	5.9	72.27	74.5
02/19/2017 10:00	7.9	72.74	75.1	8.0	72.30	74.5	5.7	73.17	75.1	5.9	72.68	74.6
02/19/2017 10:10	7.9	73.09	75.4	8.0	72.66	74.7	5.7	73.55	75.3	5.9	73.04	74.8
02/19/2017 10:20	7.9	73.46	75.6	8.0	73.07	75.0	5.7	73.96	75.5	5.9	73.45	75.0
02/19/2017 10:30	7.9	73.79	75.9	8.0	73.44	75.2	5.7	74.34	75.7	5.9	73.83	75.2
02/19/2017 10:40	7.9	74.22	76.2	8.0	73.90	75.6	5.7	74.86	76.0	5.9	74.29	75.5
02/19/2017 10:50	7.9	74.59	76.5	8.0	74.27	75.8	5.7	75.25	76.2	5.9	74.67	75.8
02/19/2017 11:00	7.9	75.03	76.8	8.0	74.74	76.2	5.7	75.73	76.5	5.9	75.17	76.1
02/19/2017 11:10	7.9	75.45	77.1	8.0	75.17	76.4	5.7	76.19	76.8	5.9	75.61	76.4
02/19/2017 11:20	7.9	75.84	77.4	8.0	75.57	76.8	5.7	76.62	77.1	5.9	76.02	76.7
02/19/2017 11:30	7.9	76.32	77.7	8.0	76.10	77.1	5.7	77.19	77.4	5.9	76.56	77.0
02/19/2017 11:40	7.9	76.78	78.1	8.0	76.55	77.5	5.7	77.64	77.7	5.9	77.00	77.3
02/19/2017 11:50	7.9	77.16	78.4	8.0	76.90	77.8	5.7	77.97	78.1	5.9	77.36	77.6
02/19/2017 12:00	7.9	77.58	78.8	8.0	77.31	78.2	5.7	78.43	78.4	5.9	77.80	77.9
02/19/2017 12:10	7.9	77.95	79.1	8.0	77.75	78.5	5.7	78.89	78.7	5.9	78.25	78.3
02/19/2017 12:20	7.9	78.37	79.4	8.0	78.16	78.9	5.7	79.31	79.1	5.9	78.63	78.6
02/19/2017 12:30	7.9	78.80	79.8	8.0	78.57	79.2	5.7	79.79	79.3	5.9	79.10	78.9
02/19/2017 12:40	7.9	79.20	80.1	8.0	78.96	79.5	5.7	80.16	79.6	5.9	79.47	79.3
02/19/2017 12:50	7.9	79.56	80.4	8.0	79.29	79.9	5.7	80.53	79.9	5.9	79.86	79.6
02/19/2017 13:00	7.9	79.90	80.7	8.0	79.65	80.2	5.7	80.90	80.2	5.9	80.23	79.8
02/19/2017 13:10	7.9	80.30	81.0	8.0	80.05	80.5	5.7	81.31	80.5	5.9	80.62	80.2
02/19/2017 13:20	7.9	80.57	81.4	8.0	80.32	80.8	5.7	81.60	80.8	5.9	80.92	80.5
02/19/2017 13:30	7.9	80.92	81.6	8.0	80.70	81.1	5.7	81.97	81.1	5.9	81.28	80.8
02/19/2017 13:40	7.9	81.26	81.9	8.0	81.01	81.4	5.7	82.28	81.4	5.9	81.64	81.1
02/19/2017 13:50	7.9	81.52	82.2	8.0	81.23	81.7	5.7	82.53	81.7	5.9	81.89	81.4
02/19/2017 14:00	7.9	81.76	82.4	8.0	81.52	82.0	5.7	82.82	81.9	5.9	82.15	81.6
02/19/2017 14:10	7.9	82.01	82.7	8.0	81.71	82.2	5.7	82.97	82.1	5.9	82.33	81.9
02/19/2017 14:20	7.9	82.26	82.9	8.0	81.96	82.4	5.7	83.22	82.4	5.9	82.58	82.1
02/19/2017 14:30	7.9	82.40	83.1	8.0	82.10	82.6	5.7	83.36	82.6	5.9	82.72	82.3
02/19/2017 14:40	7.9	82.67	83.4	8.0	82.32	82.8	5.7	83.61	82.8	5.9	82.94	82.5
02/19/2017 14:50	7.9	82.84	83.6	8.0	82.51	83.0	5.7	83.80	83.0	5.9	83.12	82.7
02/19/2017 15:00	7.9	83.01	83.7	8.0	82.67	83.2	5.7	83.93	83.2	5.9	83.28	82.8
02/19/2017 15:10	7.9	83.18	83.9	8.0	82.84	83.4	5.7	84.11	83.4	5.9	83.47	83.0
02/19/2017 15:20	7.9	83.31	84.0	8.0	83.01	83.6	5.7	84.26	83.6	5.9	83.61	83.2
02/19/2017 15:30	7.9	83.38	84.2	8.0	83.02	83.7	5.7	84.23	83.7	5.9	83.63	83.3
02/19/2017 15:40	7.9	83.42	84.3	8.0	83.03	83.8	5.7	84.31	83.8	5.9	83.63	83.5
02/19/2017 15:50	7.9	83.42	84.4	8.0	83.02	83.9	5.7	84.14	83.9	5.9	83.52	83.6
02/19/2017 16:00	7.9	83.42	84.4	8.0	82.93	83.9	5.7	83.98	84.0	5.9	83.42	83.7
02/19/2017 16:10	7.9	83.42	84.5	8.0	82.98	84.0	5.7	84.14	84.0	5.9	83.53	83.7
02/19/2017 16:20	7.9	83.42	84.6	8.0	83.02	84.0	5.7	84.21	84.1	5.9	83.57	83.7
02/19/2017 16:30	7.9	83.42	84.6	8.0	82.98	84.1	5.7	84.11	84.1	5.9	83.48	83.8
02/19/2017 16:40	7.9	83.39	84.6	8.0	82.92	84.1	5.7	84.03	84.2	5.9	83.42	83.8
02/19/2017 16:50	7.9	83.33	84.6	8.0	82.83	84.1	5.7	83.97	84.2	5.9	83.41	83.9
02/19/2017 17:00	7.9	83.24	84.6	8.0	82.74	84.1	5.7	83.89	84.2	5.9	83.30	83.8

Date/Time	HW9i F	HW9i T	HW9o	HW10i F	HW10i T	HW10o	HW11i F	HW11i T	HW11o	HW12i F	HW12i T	HW12o
02/19/2017 17:10	7.9	83.16	84.5	8.0	82.67	84.0	5.7	83.74	84.2	5.9	83.16	83.8
02/19/2017 17:20	7.9	83.03	84.5	8.0	82.48	84.0	5.7	83.56	84.2	5.9	82.98	83.8
02/19/2017 17:30	7.9	82.89	84.5	8.0	82.32	84.0	5.7	83.33	84.1	5.9	82.77	83.8
02/19/2017 17:40	7.9	82.70	84.4	8.0	82.12	83.9	5.7	83.12	84.1	5.9	82.56	83.7
02/19/2017 17:50	7.9	82.55	84.3	8.0	81.97	83.7	5.7	82.91	84.0	5.9	82.36	83.6
02/19/2017 18:00	7.9	82.36	84.2	8.0	81.77	83.6	5.7	82.73	83.8	5.9	82.18	83.5
02/19/2017 18:10	7.9	82.17	84.1	8.0	81.61	83.5	5.7	82.55	83.8	5.9	82.02	83.4
02/19/2017 18:20	7.9	82.03	83.9	8.0	81.45	83.4	5.7	82.39	83.7	5.9	81.86	83.3
02/19/2017 18:30	7.9	81.92	83.9	8.0	81.31	83.3	5.7	82.25	83.6	5.9	81.72	83.2
02/19/2017 18:40	7.9	81.75	83.8	8.0	81.18	83.2	5.7	82.11	83.5	5.9	81.59	83.1
02/19/2017 18:50	7.9	81.63	83.6	8.0	81.02	83.1	5.7	81.96	83.4	5.9	81.42	83.0
02/19/2017 19:00	7.9	81.47	83.5	8.0	80.89	83.0	5.7	81.81	83.3	5.9	81.26	82.9
02/19/2017 19:10	7.9	81.32	83.4	8.0	80.74	82.8	5.7	81.68	83.3	5.9	81.13	82.8
02/19/2017 19:20	7.9	81.20	83.3	8.0	80.61	82.8	5.7	81.53	83.1	5.9	80.97	82.7
02/19/2017 19:30	7.9	81.05	83.2	8.0	80.47	82.7	5.7	81.39	83.0	5.9	80.86	82.5
02/19/2017 19:40	7.9	80.91	83.1	8.0	80.28	82.5	5.7	81.19	82.9	5.9	80.67	82.5
02/19/2017 19:50	7.9	80.77	83.0	8.0	80.18	82.4	5.7	81.08	82.8	5.9	80.51	82.4
02/19/2017 20:00	7.9	80.58	82.9	8.0	79.98	82.3	5.7	80.90	82.8	5.9	80.36	82.3
02/19/2017 20:10	7.9	80.49	82.8	8.0	79.85	82.2	5.7	80.77	82.6	5.9	80.24	82.2
02/19/2017 20:20	7.9	80.34	82.7	8.0	79.75	82.1	5.7	80.66	82.5	5.9	80.10	82.1
02/19/2017 20:30	7.9	80.22	82.6	8.0	79.59	82.0	5.7	80.50	82.4	5.9	79.96	81.9
02/19/2017 20:40	7.9	80.09	82.5	8.0	79.47	81.9	5.7	80.38	82.3	5.9	79.83	81.8
02/19/2017 20:50	7.9	79.96	82.3	8.0	79.36	81.8	5.7	80.26	82.2	5.9	79.68	81.8
02/19/2017 21:00	7.9	79.83	82.2	8.0	79.23	81.7	5.7	80.13	82.1	5.9	79.58	81.7
02/19/2017 21:10	7.9	79.71	82.1	8.0	79.10	81.5	5.7	79.99	82.1	5.9	79.43	81.5
02/19/2017 21:20	7.9	79.58	82.0	8.0	78.98	81.4	5.7	79.88	82.0	5.9	79.33	81.5
02/19/2017 21:30	7.9	79.47	81.9	8.0	78.86	81.4	5.7	79.74	81.8	5.9	79.17	81.4
02/19/2017 21:40	7.9	79.36	81.9	8.0	78.76	81.2	5.7	79.63	81.7	5.9	79.10	81.3
02/19/2017 21:50	7.9	79.21	81.8	8.0	78.61	81.2	5.7	79.47	81.6	5.9	78.95	81.1
02/19/2017 22:00	7.9	79.11	81.7	8.0	78.48	81.1	5.7	79.36	81.5	5.9	78.81	81.1
02/19/2017 22:10	7.9	78.98	81.5	8.0	78.39	81.0	5.7	79.22	81.5	5.9	78.69	81.0
02/19/2017 22:20	7.9	78.85	81.5	8.0	78.25	80.8	5.7	79.09	81.4	5.9	78.58	80.9
02/19/2017 22:30	7.9	78.75	81.3	8.0	78.13	80.7	5.7	78.97	81.3	5.9	78.44	80.8
02/19/2017 22:40	7.9	78.64	81.2	8.0	78.04	80.7	5.7	78.88	81.2	5.9	78.38	80.7
02/19/2017 22:50	7.9	78.50	81.2	8.0	77.92	80.5	5.7	78.76	81.1	5.9	78.25	80.6
02/19/2017 23:00	7.9	78.40	81.1	8.0	77.79	80.5	5.7	78.63	81.0	5.9	78.10	80.6
02/19/2017 23:10	7.9	78.27	81.0	8.0	77.69	80.4	5.7	78.50	80.9	5.9	78.00	80.4
02/19/2017 23:20	7.9	78.13	80.9	8.0	77.55	80.3	5.7	78.37	80.8	5.9	77.85	80.4
02/19/2017 23:30	7.9	77.98	80.8	8.0	77.41	80.2	5.7	78.23	80.7	5.9	77.73	80.2
02/19/2017 23:40	7.9	77.86	80.7	8.0	77.31	80.1	5.7	78.12	80.6	5.9	77.63	80.2
02/19/2017 23:50	7.9	77.77	80.6	8.0	77.19	80.0	5.7	77.99	80.5	5.9	77.50	80.1
02/20/2017 00:00	7.9	77.66	80.4	8.0	77.06	79.9	5.7	77.89	80.4	5.9	77.36	80.0
02/20/2017 00:10	7.9	77.59	80.4	8.0	77.00	79.8	5.7	77.81	80.4	5.9	77.32	79.9
02/20/2017 00:20	7.9	77.47	80.3	8.0	76.91	79.7	5.7	77.72	80.2	5.9	77.24	79.8
02/20/2017 00:30	7.9	77.42	80.2	8.0	76.82	79.6	5.7	77.65	80.1	5.9	77.15	79.7
02/20/2017 00:40	7.9	77.35	80.2	8.0	76.74	79.6	5.7	77.62	80.1	5.9	77.08	79.7
02/20/2017 00:50	7.9	77.32	80.1	8.0	76.72	79.5	5.7	77.56	80.0	5.9	77.03	79.6
02/20/2017 01:00	7.9	77.21	80.0	8.0	76.64	79.5	5.7	77.44	80.0	5.9	76.95	79.5
02/20/2017 01:10	7.9	77.12	80.0	8.0	76.54	79.3	5.7	77.34	79.9	5.9	76.87	79.5
02/20/2017 01:20	7.9	77.03	79.9	8.0	76.49	79.3	5.7	77.32	79.8	5.9	76.81	79.4
02/20/2017 01:30	7.9	77.00	79.8	8.0	76.41	79.2	5.7	77.25	79.8	6.0	76.72	79.4
02/20/2017 01:40	7.9	76.92	79.8	8.0	76.36	79.2	5.7	77.17	79.8	5.9	76.67	79.2
02/20/2017 01:50	7.9	76.91	79.7	8.0	76.33	79.1	5.7	77.15	79.7	5.9	76.64	79.2
02/20/2017 02:00	7.9	76.79	79.7	8.0	76.26	79.0	5.7	77.06	79.7	5.9	76.57	79.2
02/20/2017 02:10	7.9	76.72	79.6	8.0	76.15	79.0	5.7	76.93	79.6	5.9	76.46	79.1

Date/Time	HW9i F	HW9i T	HW9o	HW10i F	HW10i T	HW10o	HW11i F	HW11i T	HW11o	HW12i F	HW12i T	HW12o
02/20/2017 02:20	7.9	76.67	79.5	8.0	76.07	79.0	5.7	76.91	79.5	5.9	76.40	79.1
02/20/2017 02:30	7.9	76.58	79.5	8.0	76.02	78.9	5.7	76.81	79.5	5.9	76.29	79.0
02/20/2017 02:40	7.9	76.46	79.4	8.0	75.92	78.8	5.7	76.72	79.4	5.9	76.22	78.9
02/20/2017 02:50	7.9	76.42	79.3	8.0	75.83	78.7	5.7	76.63	79.3	5.9	76.16	78.9
02/20/2017 03:00	7.9	76.37	79.3	8.0	75.76	78.7	5.7	76.62	79.3	6.0	76.09	78.7
02/20/2017 03:10	7.9	76.28	79.2	8.0	75.69	78.6	5.7	76.52	79.2	5.9	76.00	78.7
02/20/2017 03:20	7.9	76.19	79.1	8.0	75.62	78.5	5.7	76.42	79.1	5.9	75.92	78.7
02/20/2017 03:30	7.9	76.12	79.1	8.0	75.55	78.5	5.7	76.35	79.1	5.9	75.87	78.6
02/20/2017 03:40	7.9	76.03	79.0	8.0	75.49	78.4	5.7	76.27	79.0	5.9	75.81	78.6
02/20/2017 03:50	7.9	76.03	79.0	8.0	75.42	78.4	5.7	76.22	79.0	5.9	75.73	78.5
02/20/2017 04:00	7.9	75.94	78.9	8.0	75.34	78.3	5.7	76.17	78.9	5.9	75.67	78.4
02/20/2017 04:10	7.9	75.86	78.9	8.0	75.33	78.3	5.7	76.12	78.9	6.0	75.56	78.4
02/20/2017 04:20	7.9	75.79	78.8	8.0	75.24	78.2	5.7	76.03	78.9	5.9	75.52	78.3
02/20/2017 04:30	7.9	75.72	78.7	8.0	75.18	78.1	5.7	75.97	78.8	5.9	75.49	78.3
02/20/2017 04:40	7.9	75.72	78.7	8.0	75.13	78.1	5.7	75.92	78.7	5.9	75.42	78.2
02/20/2017 04:50	7.9	75.67	78.7	8.0	75.07	78.0	5.7	75.86	78.7	5.9	75.39	78.1
02/20/2017 05:00	7.9	75.58	78.6	8.0	75.02	78.0	5.7	75.83	78.6	5.9	75.33	78.1
02/20/2017 05:10	7.9	75.52	78.5	8.0	74.94	77.9	5.7	75.79	78.5	5.9	75.25	78.0
02/20/2017 05:20	7.9	75.45	78.5	8.0	74.92	77.8	5.7	75.71	78.5	6.0	75.22	78.0
02/20/2017 05:30	7.9	75.39	78.4	8.0	74.84	77.8	5.7	75.63	78.5	5.9	75.15	77.9
02/20/2017 05:40	7.9	75.33	78.3	8.0	74.80	77.8	5.7	75.56	78.4	5.9	75.10	77.9
02/20/2017 05:50	7.9	75.32	78.3	8.0	74.73	77.7	5.7	75.52	78.3	5.9	75.03	77.8
02/20/2017 06:00	7.9	75.26	78.2	8.0	74.66	77.6	5.7	75.45	78.3	5.9	74.96	77.8
02/20/2017 06:10	7.9	75.17	78.2	8.0	74.61	77.6	5.7	75.35	78.2	6.0	74.86	77.8
02/20/2017 06:20	7.9	75.13	78.1	8.0	74.53	77.5	5.7	75.27	78.2	5.9	74.83	77.7
02/20/2017 06:30	7.9	75.03	78.1	8.0	74.45	77.5	5.7	75.21	78.2	5.9	74.76	77.6
02/20/2017 06:40	7.9	74.95	78.1	8.0	74.38	77.4	5.7	75.13	78.1	5.9	74.66	77.5
02/20/2017 06:50	7.9	74.92	78.0	8.0	74.30	77.4	5.7	75.10	78.0	5.9	74.60	77.5
02/20/2017 07:00	7.9	74.84	77.9	8.0	74.22	77.3	5.7	75.03	78.0	5.9	74.53	77.5
02/20/2017 07:10	7.9	74.82	77.9	8.0	74.22	77.2	5.7	75.01	77.9	5.9	74.53	77.4
02/20/2017 07:20	7.9	74.81	77.9	8.0	74.22	77.2	5.7	75.02	77.9	5.9	74.53	77.4
02/20/2017 07:30	7.9	74.78	77.8	8.0	74.22	77.2	5.7	75.03	77.9	6.0	74.53	77.4
02/20/2017 07:40	7.9	74.85	77.8	8.0	74.27	77.2	5.7	75.10	77.8	6.0	74.59	77.3
02/20/2017 07:50	7.9	74.92	77.8	8.0	74.39	77.2	5.7	75.22	77.8	5.9	74.72	77.3
02/20/2017 08:00	7.9	75.03	77.9	8.0	74.53	77.2	5.7	75.38	77.9	5.9	74.85	77.4
02/20/2017 08:10	7.9	75.22	77.9	8.0	74.70	77.2	5.7	75.56	77.9	5.9	75.05	77.4
02/20/2017 08:20	7.9	75.37	78.0	8.0	74.90	77.4	5.7	75.77	77.9	5.9	75.25	77.4
02/20/2017 08:30	7.9	75.60	78.1	8.0	75.11	77.4	5.7	75.98	78.0	5.9	75.47	77.5
02/20/2017 08:40	7.9	75.82	78.2	8.0	75.34	77.5	5.7	76.22	78.1	5.9	75.70	77.7
02/20/2017 08:50	7.9	76.01	78.3	8.0	75.54	77.7	5.7	76.42	78.3	5.9	75.90	77.8
02/20/2017 09:00	7.9	76.20	78.5	8.0	75.71	77.9	5.7	76.61	78.3	5.9	76.08	77.9
02/20/2017 09:10	7.8	76.43	78.6	7.9	75.94	78.0	5.6	76.84	78.5	5.9	76.29	78.0
02/20/2017 09:20	7.6	77.00	78.8	7.8	76.53	78.2	5.5	77.47	78.7	5.7	76.93	78.2
02/20/2017 09:30	7.9	77.83	79.1	8.1	77.36	78.5	5.7	78.28	78.9	6.0	77.75	78.5
02/20/2017 09:40	8.0	78.91	79.5	8.1	78.40	78.9	5.7	79.36	79.2	6.0	78.81	78.8
02/20/2017 09:50	8.0	79.90	80.1	8.1	79.38	79.5	5.7	80.40	79.7	6.0	79.81	79.3
02/20/2017 10:00	8.0	80.68	80.7	8.1	80.17	80.2	5.7	81.18	80.3	6.0	80.60	79.9
02/20/2017 10:10	8.0	81.30	81.4	8.1	80.77	80.8	5.7	81.77	80.8	6.0	81.20	80.5
02/20/2017 10:20	8.0	81.89	81.9	8.1	81.36	81.3	5.7	82.39	81.3	6.0	81.83	81.0
02/20/2017 10:30	8.0	82.39	82.4	8.1	81.88	81.9	5.7	82.91	81.8	6.0	82.33	81.5
02/20/2017 10:40	8.0	82.85	82.9	8.1	82.33	82.4	5.7	83.34	82.4	6.0	82.78	82.0
02/20/2017 10:50	8.0	83.25	83.3	8.1	82.75	82.8	5.7	83.77	82.8	6.0	83.22	82.4
02/20/2017 11:00	8.0	83.79	83.7	8.1	83.31	83.2	5.7	84.39	83.1	6.0	83.80	82.8
02/20/2017 11:10	8.0	84.31	84.1	8.1	83.87	83.7	5.7	84.97	83.5	6.0	84.37	83.2
02/20/2017 11:20	8.0	84.85	84.6	8.1	84.42	84.1	5.7	85.56	83.9	6.0	84.95	83.7

Date/Time	HW9i F	HW9i T	HW9o	HW10i F	HW10i T	HW10o	HW11i F	HW11i T	HW11o	HW12i F	HW12i T	HW12o
02/20/2017 11:30	8.0	85.41	85.0	8.1	85.00	84.6	5.7	86.14	84.4	6.0	85.52	84.0
02/20/2017 11:40	8.0	85.84	85.5	8.1	85.44	85.0	5.7	86.58	84.7	6.0	85.97	84.4
02/20/2017 11:50	8.0	86.26	85.8	8.1	85.85	85.4	5.7	87.01	85.2	6.0	86.40	84.9
02/20/2017 12:00	8.0	86.73	86.3	8.1	86.35	85.8	5.7	87.52	85.6	6.0	86.90	85.3
02/20/2017 12:10	8.0	87.19	86.7	8.1	86.81	86.2	5.7	87.99	85.9	6.0	87.37	85.7
02/20/2017 12:20	8.0	87.58	87.0	8.1	87.22	86.6	5.7	88.42	86.3	6.0	87.80	86.1
02/20/2017 12:30	8.0	88.05	87.5	8.1	87.68	87.0	5.7	88.90	86.7	6.0	88.25	86.4
02/20/2017 12:40	8.0	88.45	87.9	8.1	88.08	87.4	5.7	89.29	87.0	6.0	88.63	86.8
02/20/2017 12:50	8.0	88.79	88.3	8.1	88.41	87.8	5.7	89.64	87.4	6.0	88.96	87.2
02/20/2017 13:00	8.0	89.11	88.6	8.1	88.73	88.1	5.7	89.97	87.7	6.0	89.28	87.5
02/20/2017 13:10	8.0	89.39	88.8	8.1	88.97	88.4	5.7	90.18	88.1	6.0	89.53	87.8
02/20/2017 13:20	8.0	89.66	89.1	8.1	89.26	88.7	5.7	90.47	88.3	6.0	89.80	88.1
02/20/2017 13:30	8.0	89.97	89.4	8.1	89.56	89.0	5.7	90.79	88.6	6.0	90.11	88.4
02/20/2017 13:40	8.0	90.18	89.6	8.1	89.71	89.2	5.7	90.87	88.8	6.0	90.21	88.6
02/20/2017 13:50	8.0	90.23	89.9	8.1	89.80	89.4	5.7	90.93	89.1	6.0	90.30	88.9
02/20/2017 14:00	8.0	90.30	90.0	8.1	89.84	89.6	5.7	91.00	89.3	6.0	90.35	89.0
02/20/2017 14:10	8.0	90.33	90.2	8.1	89.89	89.8	5.7	91.00	89.4	6.0	90.38	89.2
02/20/2017 14:20	8.0	90.33	90.3	8.1	89.83	89.9	5.7	90.92	89.5	6.0	90.33	89.3
02/20/2017 14:30	8.0	90.33	90.4	8.1	89.83	89.9	5.7	90.93	89.7	6.0	90.33	89.4
02/20/2017 14:40	8.0	90.38	90.4	8.1	89.90	89.9	5.7	91.03	89.7	6.0	90.40	89.4
02/20/2017 14:50	8.0	90.48	90.5	8.1	90.05	90.1	5.7	91.17	89.8	6.0	90.54	89.5
02/20/2017 15:00	8.0	90.58	90.6	8.1	90.13	90.2	5.7	91.29	89.9	6.0	90.64	89.6
02/20/2017 15:10	8.0	90.63	90.7	8.1	90.19	90.2	5.7	91.38	90.0	6.0	90.73	89.7
02/20/2017 15:20	8.0	90.66	90.8	8.1	90.22	90.3	5.7	91.38	90.1	6.0	90.72	89.8
02/20/2017 15:30	8.0	90.63	90.9	8.1	90.13	90.4	5.7	91.25	90.2	6.0	90.63	89.8
02/20/2017 15:40	8.0	90.60	90.9	8.1	90.10	90.4	5.7	91.14	90.2	6.0	90.50	89.9
02/20/2017 15:50	8.0	90.51	90.9	8.1	89.99	90.4	5.7	91.06	90.2	6.0	90.42	90.0
02/20/2017 16:00	8.0	90.42	90.9	8.1	89.92	90.4	5.7	91.02	90.2	6.0	90.41	90.0
02/20/2017 16:10	8.0	90.36	90.9	8.1	89.80	90.4	5.7	90.90	90.2	6.0	90.30	90.0
02/20/2017 16:20	8.0	90.22	90.8	8.1	89.72	90.3	5.7	90.82	90.2	6.0	90.17	90.0
02/20/2017 16:30	8.0	90.16	90.8	8.1	89.63	90.3	5.7	90.72	90.2	6.0	90.12	89.9
02/20/2017 16:40	8.0	90.06	90.8	8.1	89.52	90.3	5.7	90.63	90.2	6.0	90.01	89.9
02/20/2017 16:50	8.0	89.92	90.7	8.1	89.37	90.2	5.7	90.48	90.1	6.0	89.87	89.8
02/20/2017 17:00	8.0	89.83	90.6	8.1	89.28	90.2	5.7	90.34	90.1	6.0	89.71	89.8
02/20/2017 17:10	8.0	89.67	90.5	8.1	89.11	90.1	5.7	90.16	90.0	6.0	89.56	89.7
02/20/2017 17:20	8.0	89.52	90.5	8.1	88.96	90.0	5.7	90.02	90.0	6.0	89.37	89.6
02/20/2017 17:30	8.0	89.38	90.4	8.1	88.82	89.9	5.7	89.84	89.9	6.0	89.25	89.6
02/20/2017 17:40	8.0	89.24	90.3	8.1	88.66	89.8	5.7	89.68	89.8	6.0	89.07	89.5
02/20/2017 17:50	8.0	89.08	90.2	8.1	88.51	89.7	5.7	89.52	89.7	6.0	88.94	89.4
02/20/2017 18:00	8.0	88.92	90.1	8.1	88.35	89.6	5.7	89.36	89.6	6.0	88.77	89.3
02/20/2017 18:10	8.0	88.79	90.0	8.1	88.22	89.5	5.7	89.22	89.5	6.0	88.64	89.2
02/20/2017 18:20	8.0	88.64	89.9	8.1	88.07	89.4	5.7	89.05	89.4	6.0	88.49	89.1
02/20/2017 18:30	8.0	88.47	89.7	8.1	87.90	89.3	5.7	88.92	89.4	6.0	88.34	89.0
02/20/2017 18:40	8.0	88.36	89.7	8.1	87.78	89.2	5.7	88.78	89.3	6.0	88.24	89.0
02/20/2017 18:50	8.0	88.22	89.6	8.1	87.65	89.1	5.7	88.64	89.2	6.0	88.08	88.8
02/20/2017 19:00	8.0	88.08	89.5	8.1	87.49	89.0	5.7	88.49	89.1	6.0	87.93	88.7
02/20/2017 19:10	8.0	87.91	89.4	8.1	87.37	88.9	5.7	88.33	89.0	6.0	87.77	88.6
02/20/2017 19:20	8.0	87.77	89.2	8.1	87.20	88.8	5.7	88.18	88.9	6.0	87.60	88.5
02/20/2017 19:30	8.0	87.64	89.1	8.1	87.06	88.7	5.7	88.01	88.8	6.0	87.47	88.4
02/20/2017 19:40	8.0	87.48	89.0	8.1	86.92	88.5	5.7	87.89	88.7	6.0	87.32	88.3
02/20/2017 19:50	8.0	87.38	88.9	8.1	86.77	88.4	5.7	87.75	88.6	6.0	87.17	88.2
02/20/2017 20:00	8.0	87.23	88.8	8.1	86.68	88.3	5.7	87.60	88.5	6.0	87.08	88.1
02/20/2017 20:10	8.0	87.12	88.7	8.1	86.56	88.2	5.7	87.52	88.4	6.0	86.97	88.0
02/20/2017 20:20	8.0	87.03	88.6	8.1	86.46	88.1	5.7	87.42	88.3	6.0	86.84	87.9
02/20/2017 20:30	8.0	86.96	88.6	8.1	86.36	88.0	5.7	87.36	88.2	6.0	86.82	87.9

Date/Time	HW9i F	HW9i T	HW9o	HW10i F	HW10i T	HW10o	HW11i F	HW11i T	HW11o	HW12i F	HW12i T	HW12o
02/20/2017 20:40	8.0	86.90	88.5	8.1	86.33	88.0	5.7	87.28	88.2	6.0	86.74	87.8
02/20/2017 20:50	8.0	86.80	88.4	8.1	86.27	88.0	5.7	87.22	88.1	6.0	86.66	87.7
02/20/2017 21:00	8.0	86.72	88.4	8.1	86.17	87.9	5.7	87.13	88.1	6.0	86.56	87.6
02/20/2017 21:10	8.0	86.63	88.3	8.1	86.08	87.8	5.7	87.03	87.9	6.0	86.47	87.6
02/20/2017 21:20	8.0	86.60	88.2	8.1	86.03	87.7	5.7	86.95	87.9	6.0	86.42	87.5
02/20/2017 21:30	8.0	86.53	88.1	8.1	85.96	87.7	5.7	86.90	87.9	6.0	86.36	87.5
02/20/2017 21:40	8.0	86.45	88.1	8.1	85.92	87.6	5.7	86.83	87.8	6.0	86.32	87.4
02/20/2017 21:50	8.0	86.42	88.1	8.1	85.86	87.5	5.7	86.83	87.8	6.0	86.25	87.4
02/20/2017 22:00	8.0	86.38	88.1	8.1	85.83	87.5	5.7	86.80	87.8	6.0	86.22	87.3
02/20/2017 22:10	8.0	86.33	88.0	8.1	85.82	87.5	5.7	86.74	87.7	6.0	86.22	87.3
02/20/2017 22:20	8.0	86.30	87.9	8.1	85.73	87.4	5.7	86.69	87.7	6.0	86.12	87.3
02/20/2017 22:30	8.0	86.23	87.9	8.1	85.64	87.4	5.7	86.57	87.6	6.0	86.03	87.2
02/20/2017 22:40	8.0	86.23	87.8	8.1	85.65	87.3	5.7	86.59	87.5	6.0	86.03	87.1
02/20/2017 22:50	8.0	86.22	87.9	8.1	85.63	87.3	5.7	86.57	87.5	6.0	86.03	87.1
02/20/2017 23:00	8.0	86.20	87.8	8.1	85.63	87.3	5.7	86.55	87.5	6.0	86.03	87.1
02/20/2017 23:10	8.0	86.14	87.8	8.1	85.63	87.2	5.7	86.53	87.5	6.0	86.02	87.1
02/20/2017 23:20	8.0	86.12	87.8	8.1	85.60	87.2	5.7	86.53	87.5	6.0	85.96	87.1
02/20/2017 23:30	8.0	86.04	87.8	8.1	85.52	87.2	5.7	86.49	87.5	6.0	85.92	87.0
02/20/2017 23:40	8.0	85.99	87.7	8.1	85.44	87.2	5.7	86.39	87.4	6.0	85.83	87.0
02/20/2017 23:50	8.0	85.92	87.7	8.1	85.36	87.1	5.7	86.33	87.3	6.0	85.73	87.0
02/21/2017 00:00	8.0	85.90	87.6	8.1	85.31	87.1	5.7	86.25	87.3	6.0	85.68	86.9
02/21/2017 00:10	8.0	85.67	87.5	8.1	85.05	87.0	5.7	85.94	87.3	6.0	85.42	86.9
02/21/2017 00:20	8.0	85.50	87.5	8.1	84.92	86.9	5.7	85.81	87.2	6.0	85.30	86.8
02/21/2017 00:30	8.0	85.39	87.4	8.1	84.86	86.8	5.7	85.73	87.1	6.0	85.20	86.7
02/21/2017 00:40	8.0	85.33	87.3	8.1	84.78	86.7	5.7	85.65	87.0	6.0	85.09	86.6
02/21/2017 00:50	8.0	85.19	87.2	8.1	84.58	86.6	5.7	85.42	87.0	6.0	84.89	86.5
02/21/2017 01:00	8.0	84.71	87.0	8.1	84.10	86.5	5.7	84.90	86.8	6.0	84.39	86.4
02/21/2017 01:10	8.0	84.21	86.9	8.1	83.63	86.3	5.7	84.43	86.6	6.0	83.90	86.2
02/21/2017 01:20	8.0	84.12	86.6	8.1	83.52	86.0	5.7	84.33	86.4	6.0	83.82	86.0
02/21/2017 01:30	8.0	83.88	86.4	8.1	83.29	85.8	5.7	84.13	86.2	6.0	83.61	85.8
02/21/2017 01:40	8.0	83.76	86.2	8.1	83.15	85.6	5.7	83.96	86.1	6.0	83.45	85.6
02/21/2017 01:50	8.0	83.72	86.0	8.1	83.09	85.5	5.7	83.93	85.9	6.0	83.42	85.5
02/21/2017 02:00	8.0	83.63	86.0	8.1	83.02	85.4	5.7	83.92	85.8	6.0	83.42	85.4
02/21/2017 02:10	8.0	83.63	85.9	8.1	83.02	85.3	5.7	83.92	85.7	6.0	83.42	85.3
02/21/2017 02:20	8.0	83.62	85.8	8.1	83.02	85.2	5.7	83.92	85.6	5.9	83.41	85.2
02/21/2017 02:30	8.0	83.50	85.8	8.1	82.92	85.2	5.7	83.78	85.6	5.9	83.25	85.1
02/21/2017 02:40	8.0	83.42	85.7	8.1	82.79	85.1	5.7	83.67	85.5	5.9	83.15	85.1
02/21/2017 02:50	8.0	83.33	85.6	8.1	82.72	85.1	5.7	83.61	85.5	5.9	83.08	85.0
02/21/2017 03:00	8.0	83.30	85.6	8.1	82.69	85.0	5.7	83.54	85.4	5.9	83.02	85.0
02/21/2017 03:10	8.0	83.22	85.5	8.1	82.63	84.9	5.7	83.53	85.3	5.9	83.01	84.9
02/21/2017 03:20	8.0	83.17	85.5	8.1	82.56	84.9	5.7	83.47	85.3	5.9	82.96	84.9
02/21/2017 03:30	8.0	83.12	85.4	8.1	82.52	84.8	5.7	83.43	85.3	5.9	82.92	84.8
02/21/2017 03:40	8.0	83.12	85.3	8.1	82.52	84.8	5.7	83.43	85.2	5.9	82.92	84.7
02/21/2017 03:50	8.0	83.13	85.3	8.1	82.53	84.7	5.7	83.52	85.1	5.9	82.98	84.7
02/21/2017 04:00	8.0	83.11	85.3	8.1	82.52	84.7	5.7	83.45	85.1	5.9	82.92	84.7
02/21/2017 04:10	8.0	83.06	85.2	8.1	82.51	84.7	5.7	83.42	85.1	5.9	82.92	84.7
02/21/2017 04:20	8.0	83.05	85.3	8.1	82.50	84.7	5.7	83.45	85.1	5.9	82.92	84.7
02/21/2017 04:30	8.0	83.07	85.2	8.1	82.52	84.7	5.7	83.53	85.1	5.9	82.93	84.6
02/21/2017 04:40	8.0	83.11	85.2	8.1	82.52	84.7	5.7	83.53	85.1	5.9	83.01	84.7
02/21/2017 04:50	8.0	83.10	85.3	8.1	82.52	84.7	5.7	83.53	85.1	5.9	82.97	84.6
02/21/2017 05:00	8.0	83.13	85.3	8.1	82.55	84.7	5.7	83.55	85.1	5.9	83.02	84.6
02/21/2017 05:10	8.0	83.13	85.2	8.1	82.61	84.6	5.7	83.61	85.1	5.9	83.02	84.6
02/21/2017 05:20	8.0	83.13	85.2	8.1	82.52	84.7	5.7	83.53	85.0	5.9	83.02	84.6
02/21/2017 05:30	8.0	83.13	85.2	8.1	82.57	84.7	5.7	83.59	85.0	5.9	83.02	84.6
02/21/2017 05:40	8.0	83.13	85.2	8.1	82.63	84.6	5.7	83.63	85.0	5.9	83.03	84.6

Date/Time	HW9i F	HW9i T	HW9o	HW10i F	HW10i T	HW10o	HW11i F	HW11i T	HW11o	HW12i F	HW12i T	HW12o
02/21/2017 05:50	8.0	83.13	85.2	8.1	82.62	84.6	5.7	83.59	85.0	5.9	83.02	84.6
02/21/2017 06:00	8.0	83.09	85.2	8.1	82.51	84.7	5.7	83.48	85.0	5.9	82.95	84.6
02/21/2017 06:10	8.0	83.00	85.2	8.1	82.39	84.6	5.7	83.30	85.0	5.9	82.78	84.6
02/21/2017 06:20	8.0	82.86	85.1	8.1	82.28	84.6	5.7	83.19	85.0	5.9	82.68	84.5
02/21/2017 06:30	8.0	82.73	85.1	8.1	82.15	84.5	5.7	83.10	84.9	5.9	82.56	84.5
02/21/2017 06:40	8.0	82.68	85.0	8.1	82.06	84.4	5.7	82.98	84.8	5.9	82.45	84.4
02/21/2017 06:50	8.0	82.55	84.9	8.1	81.98	84.4	5.7	82.89	84.7	5.9	82.33	84.4
02/21/2017 07:00	8.0	82.47	84.8	8.1	81.90	84.3	5.7	82.83	84.7	5.9	82.32	84.3
02/21/2017 07:10	8.0	82.42	84.7	8.1	81.83	84.2	5.7	82.79	84.6	5.9	82.24	84.2
02/21/2017 07:20	8.0	82.37	84.7	8.1	81.79	84.2	5.7	82.71	84.5	5.9	82.17	84.1
02/21/2017 07:30	8.0	82.31	84.7	8.1	81.70	84.1	5.7	82.65	84.5	5.9	82.11	84.1
02/21/2017 07:40	8.0	82.26	84.6	8.1	81.64	84.0	5.7	82.59	84.5	5.9	82.03	84.0
02/21/2017 07:50	8.0	82.22	84.5	8.1	81.63	83.9	5.7	82.52	84.4	5.9	82.03	84.0
02/21/2017 08:00	8.0	82.14	84.5	8.1	81.62	83.9	5.7	82.52	84.4	5.9	82.03	83.9
02/21/2017 08:10	8.0	82.16	84.4	8.1	81.60	83.9	5.7	82.53	84.3	5.9	82.03	83.9
02/21/2017 08:20	7.6	82.13	84.4	7.8	81.55	83.8	5.5	82.47	84.3	5.7	81.96	83.9
02/21/2017 08:30	7.9	82.13	84.4	8.1	81.62	83.8	5.7	82.52	84.3	5.9	82.03	83.9
02/21/2017 08:40	8.0	82.13	84.4	8.1	81.56	83.8	5.7	82.52	84.3	5.9	82.03	83.9
02/21/2017 08:50	7.9	82.12	84.4	8.1	81.52	83.8	5.7	82.45	84.2	5.9	81.94	83.8
02/21/2017 09:00	8.0	82.12	84.4	8.1	81.50	83.8	5.7	82.42	84.2	5.9	81.92	83.8
02/21/2017 09:10	7.9	82.08	84.3	8.1	81.45	83.8	5.7	82.38	84.2	5.9	81.86	83.8
02/21/2017 09:20	7.9	82.10	84.3	8.1	81.48	83.8	5.7	82.43	84.2	5.9	81.91	83.8
02/21/2017 09:30	8.0	82.14	84.3	8.1	81.56	83.8	5.7	82.51	84.2	5.9	81.97	83.7
02/21/2017 09:40	7.9	82.22	84.3	8.1	81.63	83.8	5.7	82.55	84.2	5.9	82.03	83.8
02/21/2017 09:50	8.0	82.29	84.4	8.1	81.64	83.8	5.7	82.64	84.2	5.9	82.11	83.8
02/21/2017 10:00	7.9	82.33	84.4	8.1	81.72	83.8	5.7	82.72	84.2	5.9	82.13	83.8
02/21/2017 10:10	7.9	82.33	84.4	8.1	81.75	83.8	5.7	82.73	84.3	5.9	82.17	83.8
02/21/2017 10:20	7.9	82.42	84.4	8.1	81.86	83.9	5.7	82.86	84.3	5.9	82.30	83.8
02/21/2017 10:30	8.0	82.56	84.5	8.1	82.01	83.9	5.7	83.02	84.3	5.9	82.45	83.9
02/21/2017 10:40	8.0	82.69	84.6	8.1	82.13	84.0	5.7	83.19	84.4	5.9	82.60	83.9
02/21/2017 10:50	6.3	82.44	84.7	6.4	81.87	84.1	4.5	82.91	84.2	4.6	82.36	84.0
02/21/2017 11:00	7.9	82.82	84.8	8.1	82.30	84.3	5.6	83.25	84.5	5.8	82.72	84.1
02/21/2017 11:10	7.1	82.88	84.7	7.3	82.29	84.3	5.1	83.26	84.7	5.2	82.69	84.2
02/21/2017 11:20	7.9	82.76	84.7	8.1	82.19	84.3	5.7	83.21	84.7	5.9	82.68	84.3
02/21/2017 11:30	7.9	83.00	84.9	8.1	82.41	84.3	5.7	83.42	84.7	5.9	82.83	84.3
02/21/2017 11:40	7.9	83.02	84.9	8.1	82.45	84.4	5.7	83.45	84.7	5.9	82.90	84.3
02/21/2017 11:50	7.9	83.03	85.0	8.1	82.52	84.4	5.7	83.53	84.7	5.9	82.95	84.3
02/21/2017 12:00	7.9	83.11	85.0	8.1	82.52	84.4	5.7	83.52	84.8	6.0	82.97	84.4
02/21/2017 12:10	7.9	83.03	85.1	8.1	82.52	84.4	5.7	83.45	84.8	6.0	82.92	84.4
02/21/2017 12:20	7.9	83.02	85.0	8.1	82.50	84.5	5.7	83.42	84.8	6.0	82.91	84.4
02/21/2017 12:30	7.9	83.02	85.1	8.1	82.44	84.5	5.7	83.42	84.8	6.0	82.86	84.4
02/21/2017 12:40	7.9	82.93	85.1	8.1	82.36	84.4	5.7	83.33	84.8	6.0	82.78	84.4
02/21/2017 12:50	7.9	83.02	85.0	8.1	82.44	84.5	5.7	83.40	84.8	5.9	82.87	84.4
02/21/2017 13:00	7.9	83.06	85.0	8.1	82.52	84.5	5.7	83.52	84.8	5.9	83.00	84.4
02/21/2017 13:10	6.2	83.18	85.0	6.4	82.53	84.5	4.4	83.57	84.8	4.7	83.06	84.4
02/21/2017 13:20	3.3	82.97	85.1	3.3	81.96	84.4	2.3	82.95	84.6	2.5	82.41	84.3
02/21/2017 13:30	7.8	82.47	84.9	7.8	81.88	84.9	5.4	82.92	85.0	5.7	82.37	84.5
02/21/2017 13:40	8.0	83.48	85.6	8.1	83.03	84.8	5.6	84.17	85.3	5.8	83.59	84.7
02/21/2017 13:50	8.0	83.73	85.4	8.1	83.33	84.8	5.6	84.49	85.1	5.8	83.86	84.6
02/21/2017 14:00	8.0	83.94	85.5	8.1	83.55	84.9	5.6	84.69	85.3	5.8	84.06	84.8
02/21/2017 14:10	8.0	84.09	85.6	8.1	83.70	85.0	5.6	84.78	85.3	5.8	84.21	84.9
02/21/2017 14:20	8.0	84.33	85.8	8.1	83.99	85.2	5.6	85.18	85.4	5.8	84.52	85.1
02/21/2017 14:30	8.0	84.50	85.9	8.1	84.14	85.3	5.6	85.36	85.6	5.8	84.70	85.2
02/21/2017 14:40	8.0	84.64	86.1	8.1	84.28	85.5	5.6	85.38	85.8	5.8	84.77	85.3
02/21/2017 14:50	8.0	84.63	86.2	8.1	84.21	85.6	5.6	85.23	85.9	5.8	84.62	85.5

Date/Time	HW9i F	HW9i T	HW9o	HW10i F	HW10i T	HW10o	HW11i F	HW11i T	HW11o	HW12i F	HW12i T	HW12o
02/21/2017 15:00	8.0	84.56	86.2	8.1	84.12	85.7	5.6	85.08	85.9	5.8	84.52	85.5
02/21/2017 15:10	8.0	84.52	86.2	8.1	84.04	85.7	5.4	84.98	85.9	5.8	84.43	85.6
02/21/2017 15:20	8.0	84.47	86.2	8.1	83.96	85.7	5.5	84.93	85.9	5.8	84.35	85.6
02/21/2017 15:30	8.0	84.42	86.2	8.1	83.92	85.7	5.6	84.94	86.0	5.8	84.33	85.5
02/21/2017 15:40	8.0	84.42	86.2	8.0	83.94	85.7	5.6	84.98	85.9	5.8	84.38	85.5
02/21/2017 15:50	8.0	84.41	86.2	8.0	83.94	85.7	5.6	84.95	85.9	5.8	84.35	85.5
02/21/2017 16:00	8.0	84.47	86.2	8.1	84.00	85.6	5.6	85.01	86.0	5.8	84.43	85.5
02/21/2017 16:10	8.0	84.51	86.2	8.1	84.04	85.7	5.6	85.05	86.0	5.8	84.52	85.6
02/21/2017 16:20	8.0	84.53	86.3	8.0	84.13	85.7	5.6	85.11	86.0	5.8	84.53	85.6
02/21/2017 16:30	8.0	84.59	86.3	8.1	84.13	85.7	5.6	85.13	86.0	5.8	84.53	85.7
02/21/2017 16:40	8.0	84.71	86.3	8.1	84.19	85.8	5.6	85.19	86.1	5.8	84.62	85.6
02/21/2017 16:50	8.0	84.64	86.4	8.1	84.13	85.8	5.6	85.13	86.1	5.8	84.53	85.7
02/21/2017 17:00	8.0	84.63	86.4	8.1	84.13	85.9	5.6	85.13	86.1	5.8	84.53	85.7
02/21/2017 17:10	8.0	84.60	86.4	8.1	84.11	85.9	5.6	85.17	86.1	5.8	84.59	85.8
02/21/2017 17:20	8.0	84.52	86.3	8.1	84.03	85.8	5.6	85.02	86.1	5.8	84.49	85.8
02/21/2017 17:30	8.0	84.44	86.3	8.1	83.95	85.8	5.6	84.98	86.1	5.8	84.39	85.7
02/21/2017 17:40	8.0	84.34	86.3	8.1	83.84	85.8	5.6	84.81	86.1	5.8	84.24	85.7
02/21/2017 17:50	8.0	84.20	86.3	8.1	83.72	85.7	5.6	84.67	86.0	5.8	84.11	85.6
02/21/2017 18:00	8.0	84.09	86.2	8.0	83.57	85.7	5.6	84.50	86.0	5.8	83.95	85.5
02/21/2017 18:10	8.0	83.97	86.1	8.1	83.45	85.6	5.6	84.37	85.9	5.8	83.82	85.4
02/21/2017 18:20	8.0	83.83	86.0	8.1	83.32	85.5	5.6	84.24	85.8	5.8	83.72	85.4
02/21/2017 18:30	8.0	83.73	86.0	8.1	83.17	85.4	5.6	84.11	85.7	5.8	83.56	85.4
02/21/2017 18:40	8.0	83.63	85.8	8.0	83.07	85.3	5.6	84.02	85.7	5.8	83.44	85.3
02/21/2017 18:50	8.0	83.53	85.8	8.1	83.01	85.2	5.6	83.92	85.6	5.8	83.42	85.2
02/21/2017 19:00	8.0	83.41	85.7	8.1	82.83	85.1	5.5	83.79	85.6	5.8	83.26	85.1
02/21/2017 19:10	8.0	83.31	85.6	8.0	82.73	85.0	5.6	83.67	85.5	5.8	83.14	85.0
02/21/2017 19:20	8.0	83.18	85.5	8.0	82.59	85.0	5.6	83.57	85.4	5.8	83.02	84.9
02/21/2017 19:30	8.0	83.07	85.4	8.1	82.51	84.9	5.6	83.46	85.3	5.8	82.92	84.8
02/21/2017 19:40	8.0	83.02	85.3	8.1	82.43	84.8	5.6	83.39	85.2	5.8	82.84	84.8
02/21/2017 19:50	8.0	82.92	85.2	8.1	82.33	84.7	5.6	83.28	85.1	5.8	82.75	84.7
02/21/2017 20:00	8.0	82.78	85.2	8.1	82.22	84.6	5.6	83.15	85.1	5.8	82.63	84.7
02/21/2017 20:10	8.0	82.72	85.1	8.1	82.14	84.5	5.6	83.10	85.0	5.8	82.56	84.6
02/21/2017 20:20	8.0	82.68	85.0	8.1	82.09	84.5	5.6	83.02	85.0	5.8	82.50	84.5
02/21/2017 20:30	8.0	82.57	84.9	8.1	82.02	84.4	5.6	82.95	84.9	5.8	82.37	84.4
02/21/2017 20:40	8.0	82.49	84.9	8.1	81.92	84.3	5.6	82.84	84.8	5.8	82.33	84.3
02/21/2017 20:50	8.0	82.37	84.8	8.1	81.82	84.2	5.6	82.75	84.7	5.8	82.21	84.3
02/21/2017 21:00	8.0	82.33	84.7	8.1	81.72	84.1	5.6	82.63	84.7	5.8	82.12	84.2
02/21/2017 21:10	8.0	82.25	84.7	8.1	81.64	84.1	5.6	82.58	84.6	5.8	82.03	84.1
02/21/2017 21:20	8.0	82.21	84.5	8.1	81.63	84.0	5.6	82.52	84.5	5.8	82.03	84.1
02/21/2017 21:30	8.0	82.17	84.5	8.1	81.61	84.0	5.6	82.52	84.5	5.8	82.03	84.1
02/21/2017 21:40	8.0	82.10	84.5	8.1	81.52	83.9	5.6	82.47	84.4	5.8	81.95	84.0
02/21/2017 21:50	8.0	82.03	84.5	8.1	81.42	83.9	5.6	82.39	84.4	5.8	81.83	83.9
02/21/2017 22:00	8.0	81.98	84.4	8.1	81.38	83.8	5.6	82.30	84.3	5.8	81.77	83.9
02/21/2017 22:10	8.0	81.89	84.4	8.1	81.28	83.8	5.6	82.20	84.3	5.8	81.68	83.8
02/21/2017 22:20	8.0	81.75	84.3	8.1	81.19	83.7	5.6	82.10	84.2	5.8	81.59	83.8
02/21/2017 22:30	8.0	81.58	84.2	8.1	81.01	83.6	5.6	81.95	84.2	5.8	81.40	83.7
02/21/2017 22:40	8.0	81.53	84.1	8.1	80.92	83.5	5.6	81.84	84.1	5.8	81.32	83.6
02/21/2017 22:50	8.0	81.48	84.0	8.1	80.91	83.5	5.6	81.82	84.0	5.8	81.25	83.5
02/21/2017 23:00	8.0	81.39	83.9	8.1	80.82	83.4	5.6	81.72	84.0	5.8	81.20	83.4
02/21/2017 23:10	8.0	81.42	83.9	8.1	80.83	83.3	5.6	81.72	83.9	5.8	81.22	83.4
02/21/2017 23:20	8.0	81.33	83.8	8.1	80.73	83.3	5.6	81.64	83.8	5.8	81.12	83.4
02/21/2017 23:30	8.0	81.33	83.7	8.1	80.71	83.2	5.6	81.59	83.8	5.8	81.09	83.3
02/21/2017 23:40	8.0	81.24	83.7	8.1	80.58	83.2	5.5	81.46	83.8	5.8	80.95	83.3
02/21/2017 23:50	8.0	81.19	83.7	8.1	80.52	83.1	5.5	81.42	83.7	5.8	80.92	83.2
02/22/2017 00:00	8.0	81.13	83.6	8.1	80.52	83.1	5.5	81.41	83.6	5.8	80.83	83.1

Date/Time	HW9i F	HW9i T	HW9o	HW10i F	HW10i T	HW10o	HW11i F	HW11i T	HW11o	HW12i F	HW12i T	HW12o
02/22/2017 00:10	8.0	81.11	83.5	8.1	80.47	83.0	5.5	81.34	83.6	5.8	80.82	83.1
02/22/2017 00:20	8.0	81.06	83.5	8.1	80.43	83.0	5.5	81.30	83.5	5.8	80.76	83.1
02/22/2017 00:30	8.0	81.03	83.5	8.1	80.42	83.0	5.6	81.28	83.5	5.8	80.73	83.0
02/22/2017 00:40	8.0	81.02	83.5	8.1	80.34	82.9	5.5	81.23	83.5	5.8	80.72	83.0
02/22/2017 00:50	8.0	80.90	83.4	8.1	80.28	82.9	5.5	81.16	83.4	5.8	80.59	83.0
02/22/2017 01:00	8.0	80.78	83.4	8.1	80.17	82.8	5.5	81.05	83.4	5.8	80.50	82.9
02/22/2017 01:10	8.0	80.67	83.3	8.1	80.04	82.7	5.5	80.94	83.4	5.8	80.37	82.9
02/22/2017 01:20	8.0	80.52	83.3	8.1	79.93	82.7	5.5	80.83	83.3	5.8	80.31	82.8
02/22/2017 01:30	8.0	80.47	83.2	8.1	79.83	82.6	5.5	80.74	83.2	5.8	80.21	82.7
02/22/2017 01:40	8.0	80.34	83.1	8.1	79.76	82.5	5.5	80.66	83.2	5.8	80.12	82.6
02/22/2017 01:50	8.0	80.29	83.0	8.1	79.67	82.4	5.5	80.56	83.1	5.8	79.99	82.5
02/22/2017 02:00	8.0	80.08	82.9	8.1	79.44	82.3	5.5	80.31	82.9	5.8	79.75	82.5
02/22/2017 02:10	8.0	80.06	82.8	8.1	79.43	82.2	5.5	80.26	82.9	5.8	79.73	82.4
02/22/2017 02:20	8.0	79.98	82.7	8.1	79.33	82.1	5.5	80.18	82.8	5.8	79.61	82.3
02/22/2017 02:30	8.0	79.68	82.6	8.1	79.01	82.0	5.6	79.83	82.7	5.8	79.30	82.2
02/22/2017 02:40	8.0	79.55	82.5	8.1	78.88	81.9	5.5	79.72	82.6	5.8	79.17	82.1
02/22/2017 02:50	8.0	79.43	82.3	8.1	78.78	81.8	5.5	79.61	82.5	5.8	79.07	82.0
02/22/2017 03:00	8.0	79.26	82.2	8.1	78.60	81.6	5.5	79.42	82.4	5.8	78.91	81.8
02/22/2017 03:10	8.0	79.14	82.1	8.1	78.50	81.5	5.5	79.33	82.2	5.8	78.80	81.7
02/22/2017 03:20	8.0	79.10	82.0	8.1	78.45	81.4	5.5	79.29	82.2	5.8	78.75	81.6
02/22/2017 03:30	8.0	78.97	81.9	8.1	78.36	81.4	5.5	79.14	82.1	5.7	78.68	81.5
02/22/2017 03:40	8.0	79.02	81.8	8.1	78.41	81.3	5.5	79.22	82.0	5.7	78.72	81.5
02/22/2017 03:50	8.0	78.93	81.8	8.1	78.34	81.2	5.5	79.15	82.0	5.8	78.66	81.4
02/22/2017 04:00	8.0	78.89	81.7	8.1	78.27	81.2	5.5	79.09	81.9	5.8	78.58	81.3
02/22/2017 04:10	8.0	78.83	81.7	8.1	78.22	81.1	5.5	79.03	81.9	5.8	78.52	81.3
02/22/2017 04:20	8.0	78.78	81.7	8.1	78.13	81.0	5.5	78.97	81.8	5.8	78.42	81.3
02/22/2017 04:30	8.0	78.65	81.6	8.1	78.04	81.0	5.5	78.86	81.7	5.8	78.38	81.2
02/22/2017 04:40	8.0	78.62	81.5	8.1	78.01	80.9	5.5	78.81	81.7	5.8	78.32	81.1
02/22/2017 04:50	8.0	78.45	81.5	8.1	77.87	80.8	5.5	78.66	81.6	5.8	78.19	81.0
02/22/2017 05:00	8.0	78.42	81.4	8.1	77.83	80.8	5.5	78.64	81.6	5.8	78.17	81.0
02/22/2017 05:10	8.0	78.39	81.3	8.1	77.79	80.8	5.5	78.62	81.5	5.8	78.10	80.9
02/22/2017 05:20	8.0	78.36	81.3	8.1	77.76	80.7	5.5	78.59	81.4	5.8	78.05	80.9
02/22/2017 05:30	8.0	78.24	81.2	8.1	77.68	80.6	5.5	78.47	81.4	5.8	77.98	80.9
02/22/2017 05:40	8.0	78.13	81.2	8.1	77.56	80.5	5.5	78.33	81.3	5.8	77.84	80.8
02/22/2017 05:50	8.0	78.10	81.1	8.1	77.49	80.5	5.5	78.27	81.2	5.8	77.76	80.7
02/22/2017 06:00	8.0	78.02	81.0	8.1	77.42	80.4	5.5	78.17	81.1	5.8	77.72	80.7
02/22/2017 06:10	8.0	77.94	81.0	8.1	77.35	80.3	5.5	78.09	81.1	5.7	77.63	80.6
02/22/2017 06:20	8.0	77.97	80.9	8.1	77.38	80.3	5.5	78.09	81.1	5.8	77.61	80.5
02/22/2017 06:30	8.0	77.89	80.9	8.1	77.32	80.2	5.5	78.02	81.0	5.8	77.53	80.5
02/22/2017 06:40	8.0	77.91	80.8	8.1	77.32	80.2	5.5	78.02	80.9	5.8	77.54	80.4
02/22/2017 06:50	8.0	77.83	80.8	8.1	77.23	80.2	5.5	77.95	80.9	5.8	77.49	80.3
02/22/2017 07:00	8.0	77.75	80.7	8.1	77.16	80.1	5.5	77.93	80.8	5.8	77.44	80.3
02/22/2017 07:10	8.0	77.80	80.7	8.1	77.21	80.1	5.5	77.96	80.8	5.8	77.49	80.4
02/22/2017 07:20	8.0	77.81	80.7	8.1	77.22	80.1	5.5	77.97	80.8	5.8	77.50	80.3
02/22/2017 07:30	8.0	77.80	80.6	8.1	77.21	80.1	5.5	77.95	80.8	5.8	77.48	80.3
02/22/2017 07:40	8.0	77.83	80.6	8.1	77.24	80.1	5.5	78.01	80.8	5.8	77.53	80.3
02/22/2017 07:50	8.0	77.93	80.6	8.1	77.34	80.1	5.5	78.08	80.8	5.8	77.60	80.2
02/22/2017 08:00	8.0	77.92	80.6	8.1	77.33	80.1	5.5	78.12	80.8	5.8	77.63	80.2
02/22/2017 08:10	8.0	77.91	80.7	8.1	77.33	80.1	5.5	78.09	80.8	5.8	77.62	80.2
02/22/2017 08:20	8.0	77.95	80.6	8.1	77.38	80.1	5.5	78.12	80.8	5.8	77.65	80.2
02/22/2017 08:30	8.0	78.01	80.7	8.1	77.42	80.1	5.5	78.21	80.8	5.8	77.71	80.3
02/22/2017 08:40	8.0	78.09	80.7	8.1	77.48	80.1	5.5	78.31	80.8	5.8	77.77	80.3
02/22/2017 08:50	8.0	78.17	80.7	8.1	77.59	80.2	5.5	78.39	80.8	5.8	77.89	80.3
02/22/2017 09:00	8.0	78.22	80.8	8.1	77.64	80.2	5.5	78.43	80.8	5.8	77.94	80.4
02/22/2017 09:10	8.0	78.29	80.9	8.1	77.71	80.3	5.5	78.52	81.0	5.8	78.02	80.4

Date/Time	HW9i F	HW9i T	HW9o	HW10i F	HW10i T	HW10o	HW11i F	HW11i T	HW11o	HW12i F	HW12i T	HW12o
02/22/2017 09:20	8.0	78.38	80.9	8.1	77.78	80.3	5.5	78.63	81.0	5.8	78.08	80.4
02/22/2017 09:30	8.0	78.44	80.9	8.1	77.87	80.4	5.5	78.67	81.0	5.8	78.17	80.5
02/22/2017 09:40	8.0	78.53	81.0	8.1	77.93	80.4	5.5	78.73	81.0	5.8	78.24	80.5
02/22/2017 09:50	8.0	78.61	81.1	8.1	78.01	80.5	5.5	78.81	81.0	5.8	78.32	80.6
02/22/2017 10:00	8.0	78.68	81.1	8.1	78.06	80.5	5.5	78.89	81.1	5.8	78.41	80.7
02/22/2017 10:10	8.0	78.64	81.1	8.1	78.03	80.5	5.5	78.84	81.1	5.8	78.35	80.6
02/22/2017 10:20	8.0	78.76	81.1	8.1	78.12	80.6	5.5	78.96	81.1	5.8	78.44	80.7
02/22/2017 10:30	8.0	78.83	81.2	8.1	78.22	80.6	5.5	79.07	81.2	5.8	78.54	80.7
02/22/2017 10:40	8.0	78.89	81.2	8.1	78.30	80.6	5.5	79.13	81.3	5.8	78.63	80.8
02/22/2017 10:50	8.0	78.91	81.3	8.1	78.31	80.8	5.5	79.15	81.3	5.8	78.66	80.8
02/22/2017 11:00	8.0	78.94	81.3	8.1	78.37	80.8	5.5	79.22	81.4	5.8	78.72	80.9
02/22/2017 11:10	8.0	79.02	81.4	8.1	78.42	80.8	5.5	79.27	81.4	5.8	78.72	81.0
02/22/2017 11:20	8.0	79.11	81.4	8.1	78.47	80.9	5.5	79.35	81.4	5.8	78.79	80.9
02/22/2017 11:30	8.1	79.16	81.5	8.1	78.56	80.9	5.5	79.45	81.4	5.8	78.91	81.0
02/22/2017 11:40	8.1	79.21	81.6	8.1	78.61	80.9	5.5	79.53	81.5	5.8	79.00	81.0
02/22/2017 11:50	8.0	79.37	81.6	8.1	78.79	81.0	5.5	79.70	81.6	5.7	79.14	81.1
02/22/2017 12:00	8.0	79.53	81.6	8.1	78.94	81.0	5.5	79.89	81.6	5.8	79.33	81.2
02/22/2017 12:10	8.0	79.64	81.8	8.1	79.07	81.1	5.5	79.98	81.7	5.8	79.42	81.2
02/22/2017 12:20	8.0	79.73	81.9	8.1	79.13	81.3	5.5	80.03	81.8	5.7	79.45	81.3
02/22/2017 12:30	8.0	79.88	81.9	8.1	79.34	81.4	5.5	80.29	81.9	5.8	79.72	81.4
02/22/2017 12:40	8.0	80.17	82.0	8.1	79.59	81.5	5.5	80.56	82.0	5.7	79.98	81.5
02/22/2017 12:50	8.0	80.34	82.2	8.1	79.80	81.6	5.5	80.83	82.1	5.8	80.24	81.7
02/22/2017 13:00	8.0	80.52	82.3	8.1	80.05	81.8	5.5	81.11	82.2	5.7	80.51	81.8
02/22/2017 13:10	8.0	80.83	82.6	8.1	80.39	81.9	5.5	81.50	82.4	5.8	80.88	82.0
02/22/2017 13:20	8.0	81.11	82.7	8.1	80.71	82.1	5.5	81.81	82.6	5.8	81.18	82.1
02/22/2017 13:30	8.0	81.44	82.9	8.1	81.05	82.3	5.5	82.15	82.8	5.7	81.56	82.3
02/22/2017 13:40	8.0	81.66	83.1	8.1	81.27	82.6	5.5	82.41	82.9	5.8	81.80	82.5
02/22/2017 13:50	8.0	81.88	83.3	8.1	81.50	82.8	5.5	82.69	83.2	5.7	82.07	82.7
02/22/2017 14:00	8.0	82.22	83.6	8.1	81.88	83.0	5.5	83.08	83.3	5.7	82.44	82.9
02/22/2017 14:10	8.0	82.47	83.8	8.1	82.12	83.2	5.5	83.32	83.5	5.8	82.70	83.1
02/22/2017 14:20	8.0	82.73	84.0	8.1	82.44	83.5	5.5	83.71	83.7	5.8	83.06	83.3
02/22/2017 14:30	8.0	83.04	84.3	8.1	82.78	83.7	5.5	84.03	84.0	5.8	83.37	83.6
02/22/2017 14:40	8.0	83.31	84.5	8.1	82.97	84.0	5.5	84.04	84.2	5.7	83.42	83.8
02/22/2017 14:50	8.0	83.41	84.7	8.1	83.02	84.1	5.5	84.04	84.3	5.7	83.43	84.0
02/22/2017 15:00	8.0	83.49	84.8	8.1	83.08	84.3	5.5	84.15	84.5	5.8	83.54	84.1
02/22/2017 15:10	8.0	83.58	85.0	8.1	83.19	84.4	5.5	84.27	84.6	5.7	83.67	84.2
02/22/2017 15:20	8.0	83.78	85.1	8.1	83.45	84.6	5.5	84.66	84.8	5.7	84.01	84.4
02/22/2017 15:30	8.0	84.03	85.3	8.1	83.81	84.7	5.5	85.14	84.9	5.7	84.42	84.6
02/22/2017 15:40	8.0	84.40	85.5	8.1	84.26	85.0	5.5	85.66	85.2	5.7	84.90	84.8
02/22/2017 15:50	8.0	84.75	85.7	8.1	84.58	85.2	5.5	85.92	85.4	5.8	85.20	85.0
02/22/2017 16:00	8.0	84.98	85.9	8.1	84.71	85.4	5.5	85.83	85.6	5.7	85.22	85.2
02/22/2017 16:10	8.0	85.09	86.1	8.1	84.77	85.7	5.5	85.92	85.7	5.7	85.28	85.4
02/22/2017 16:20	8.0	85.20	86.3	8.1	84.86	85.8	5.5	85.98	85.9	5.8	85.33	85.5
02/22/2017 16:30	8.0	85.31	86.4	8.1	84.92	85.9	5.5	85.95	86.0	5.7	85.33	85.7
02/22/2017 16:40	8.0	85.33	86.5	8.1	84.92	86.0	5.5	85.94	86.1	5.8	85.33	85.8
02/22/2017 16:50	8.0	85.33	86.6	8.1	84.92	86.1	5.5	85.96	86.2	5.7	85.35	85.8
02/22/2017 17:00	8.0	85.38	86.7	8.1	84.95	86.2	5.5	86.06	86.3	5.8	85.43	86.0
02/22/2017 17:10	8.0	85.43	86.7	8.1	85.09	86.2	5.5	86.26	86.4	5.7	85.60	86.0
02/22/2017 17:20	8.0	85.55	86.8	8.1	85.22	86.3	5.5	86.34	86.4	5.7	85.67	86.1
02/22/2017 17:30	8.0	85.63	86.9	8.1	85.22	86.3	5.5	86.39	86.5	5.7	85.72	86.2
02/22/2017 17:40	8.0	85.63	87.0	8.1	85.25	86.4	5.5	86.43	86.6	5.8	85.75	86.3
02/22/2017 17:50	8.0	85.66	87.0	8.1	85.23	86.5	5.5	86.33	86.7	5.8	85.68	86.3
02/22/2017 18:00	8.0	85.63	87.0	8.1	85.16	86.5	5.5	86.16	86.7	5.7	85.59	86.3
02/22/2017 18:10	8.0	85.47	87.0	8.1	84.97	86.5	5.5	85.97	86.8	5.8	85.38	86.3
02/22/2017 18:20	8.0	85.50	87.0	8.1	84.92	86.5	5.5	85.91	86.7	5.7	85.34	86.3

Date/Time	HW9i F	HW9i T	HW9o	HW10i F	HW10i T	HW10o	HW11i F	HW11i T	HW11o	HW12i F	HW12i T	HW12o
02/22/2017 18:30	8.0	85.38	87.0	8.1	84.88	86.4	5.5	85.79	86.7	5.7	85.28	86.3
02/22/2017 18:40	8.0	85.25	86.9	8.1	84.71	86.4	5.5	85.66	86.6	5.7	85.11	86.2
02/22/2017 18:50	8.0	85.15	86.9	8.1	84.57	86.3	5.5	85.55	86.6	5.7	84.96	86.2
02/22/2017 19:00	8.0	85.01	86.8	8.1	84.50	86.3	5.5	85.42	86.6	5.7	84.89	86.2
02/22/2017 19:10	8.0	84.92	86.8	8.1	84.42	86.2	5.5	85.39	86.5	5.7	84.81	86.1
02/22/2017 19:20	8.0	84.94	86.7	8.1	84.42	86.2	5.5	85.36	86.4	5.7	84.81	86.0
02/22/2017 19:30	8.0	84.90	86.6	8.1	84.37	86.1	5.5	85.31	86.4	5.7	84.73	86.0
02/22/2017 19:40	8.0	84.83	86.6	8.1	84.29	86.0	5.5	85.22	86.4	5.7	84.63	86.0
02/22/2017 19:50	8.0	84.75	86.6	8.1	84.20	86.0	5.5	85.12	86.4	5.8	84.53	86.0
02/22/2017 20:00	8.0	84.68	86.5	8.1	84.13	86.0	5.5	85.03	86.3	5.8	84.51	85.9
02/22/2017 20:10	8.0	84.56	86.5	8.1	84.03	86.0	5.5	84.92	86.3	5.8	84.37	85.9
02/22/2017 20:20	8.0	84.50	86.4	8.1	83.92	85.9	5.5	84.83	86.2	5.7	84.27	85.8
02/22/2017 20:30	8.0	84.37	86.4	8.1	83.83	85.8	5.5	84.73	86.1	5.8	84.17	85.8
02/22/2017 20:40	8.0	84.26	86.3	8.1	83.73	85.7	5.5	84.62	86.1	5.8	84.07	85.7
02/22/2017 20:50	8.0	84.14	86.2	8.1	83.59	85.7	5.5	84.48	86.0	5.8	83.92	85.6
02/22/2017 21:00	8.0	84.03	86.1	8.1	83.45	85.6	5.5	84.34	86.0	5.7	83.83	85.5
02/22/2017 21:10	8.0	83.86	86.0	8.1	83.33	85.5	5.5	84.21	85.9	5.8	83.67	85.4
02/22/2017 21:20	8.0	83.69	85.9	8.1	83.11	85.4	5.5	84.00	85.8	5.8	83.47	85.4
02/22/2017 21:30	8.0	83.58	85.8	8.1	83.02	85.3	5.5	83.92	85.6	5.8	83.39	85.3
02/22/2017 21:40	8.0	83.51	85.7	8.1	82.94	85.2	5.5	83.84	85.6	5.8	83.31	85.2
02/22/2017 21:50	8.0	83.43	85.7	8.1	82.83	85.1	5.5	83.73	85.5	5.8	83.20	85.1
02/22/2017 22:00	8.0	83.33	85.6	8.1	82.70	85.0	5.5	83.60	85.5	5.7	83.09	85.0
02/22/2017 22:10	8.0	83.18	85.5	8.1	82.58	84.9	5.5	83.48	85.4	5.7	82.97	85.0
02/22/2017 22:20	8.0	83.08	85.4	8.1	82.48	84.8	5.5	83.37	85.3	5.8	82.82	84.8
02/22/2017 22:30	8.0	82.97	85.3	8.1	82.35	84.8	5.5	83.25	85.2	5.7	82.73	84.8
02/22/2017 22:40	8.0	82.84	85.2	8.1	82.23	84.6	5.5	83.11	85.1	5.8	82.60	84.7
02/22/2017 22:50	8.0	82.72	85.1	8.1	82.10	84.5	5.5	82.96	85.1	5.8	82.44	84.5
02/22/2017 23:00	8.0	82.57	85.0	8.1	81.97	84.4	5.5	82.84	85.0	5.8	82.32	84.5
02/22/2017 23:10	8.0	82.46	84.9	8.1	81.86	84.3	5.5	82.73	84.8	5.8	82.21	84.4
02/22/2017 23:20	8.0	82.33	84.8	8.1	81.70	84.2	5.5	82.58	84.8	5.8	82.06	84.3
02/22/2017 23:30	8.0	82.23	84.7	8.1	81.61	84.1	5.5	82.48	84.7	5.8	81.98	84.2
02/22/2017 23:40	8.0	82.09	84.6	8.1	81.47	84.0	5.5	82.34	84.6	5.8	81.82	84.1
02/22/2017 23:50	8.0	81.98	84.5	8.1	81.35	83.9	5.5	82.18	84.5	5.8	81.67	83.9
02/23/2017 00:00	8.0	81.87	84.4	8.1	81.23	83.9	5.5	82.11	84.4	5.7	81.59	83.9
02/23/2017 00:10	8.0	81.76	84.3	8.1	81.16	83.8	5.5	82.00	84.3	5.8	81.48	83.8
02/23/2017 00:20	8.0	81.65	84.2	8.1	81.03	83.7	5.5	81.88	84.2	5.7	81.36	83.7
02/23/2017 00:30	8.0	81.57	84.1	8.1	80.92	83.5	5.5	81.80	84.1	5.7	81.22	83.6
02/23/2017 00:40	8.0	81.46	84.0	8.1	80.85	83.4	5.5	81.70	84.1	5.8	81.16	83.6
02/23/2017 00:50	8.0	81.35	83.9	8.1	80.74	83.4	5.5	81.59	84.0	5.7	81.05	83.5
02/23/2017 01:00	8.0	81.24	83.9	8.1	80.64	83.3	5.5	81.49	83.9	5.8	80.95	83.4
02/23/2017 01:10	8.0	81.21	83.8	8.1	80.55	83.2	5.5	81.42	83.8	5.8	80.92	83.3
02/23/2017 01:20	8.0	81.15	83.7	8.1	80.52	83.1	5.5	81.42	83.7	5.7	80.89	83.2
02/23/2017 01:30	8.0	81.12	83.6	8.1	80.52	83.1	5.5	81.33	83.7	5.7	80.82	83.2
02/23/2017 01:40	8.0	81.03	83.6	8.1	80.42	83.0	5.5	81.25	83.6	5.7	80.74	83.2
02/23/2017 01:50	8.0	81.00	83.5	8.1	80.37	83.0	5.5	81.23	83.6	5.8	80.71	83.1
02/23/2017 02:00	8.0	80.94	83.5	8.1	80.31	82.9	5.5	81.17	83.5	5.8	80.64	83.0
02/23/2017 02:10	8.0	80.92	83.4	8.1	80.25	82.9	5.5	81.13	83.5	5.8	80.58	83.0
02/23/2017 02:20	8.0	80.88	83.4	8.1	80.22	82.8	5.5	81.13	83.5	5.8	80.53	82.9
02/23/2017 02:30	8.0	80.85	83.4	8.1	80.22	82.8	5.5	81.11	83.4	5.8	80.54	82.9
02/23/2017 02:40	8.0	80.76	83.3	8.1	80.17	82.8	5.5	81.03	83.4	5.7	80.51	82.9
02/23/2017 02:50	8.0	80.69	83.3	8.1	80.07	82.7	5.5	80.92	83.3	5.8	80.39	82.8
02/23/2017 03:00	8.0	80.39	83.2	8.1	79.77	82.7	5.5	80.61	83.3	5.8	80.07	82.7
02/23/2017 03:10	8.0	80.25	83.1	8.1	79.62	82.5	5.5	80.48	83.2	5.7	79.94	82.7
02/23/2017 03:20	8.0	80.06	82.9	8.1	79.41	82.4	5.5	80.28	83.1	5.7	79.70	82.5
02/23/2017 03:30	8.0	79.96	82.8	8.1	79.34	82.2	5.5	80.16	83.0	5.7	79.62	82.4

Date/Time	HW9i F	HW9i T	HW9o	HW10i F	HW10i T	HW10o	HW11i F	HW11i T	HW11o	HW12i F	HW12i T	HW12o
02/23/2017 03:40	8.0	79.87	82.7	8.1	79.25	82.1	5.5	80.08	82.9	5.7	79.55	82.3
02/23/2017 03:50	8.0	79.70	82.6	8.1	79.09	82.1	5.5	79.95	82.7	5.7	79.39	82.2
02/23/2017 04:00	8.0	79.63	82.5	8.1	79.02	81.9	5.5	79.89	82.6	5.7	79.33	82.1
02/23/2017 04:10	8.0	79.58	82.4	8.1	78.96	81.8	5.5	79.80	82.6	5.7	79.28	82.0
02/23/2017 04:20	8.0	79.54	82.4	8.1	78.89	81.7	5.5	79.75	82.5	5.7	79.20	82.0
02/23/2017 04:30	8.0	79.45	82.3	8.1	78.82	81.7	5.5	79.66	82.4	5.7	79.13	81.9
02/23/2017 04:40	8.0	79.33	82.2	8.1	78.70	81.6	5.5	79.53	82.3	5.7	79.03	81.8
02/23/2017 04:50	8.0	79.28	82.1	8.1	78.63	81.5	5.5	79.47	82.3	5.7	78.94	81.7
02/23/2017 05:00	8.0	79.16	82.1	8.1	78.51	81.4	5.5	79.36	82.2	5.7	78.83	81.7
02/23/2017 05:10	8.0	79.11	82.0	8.1	78.42	81.4	5.5	79.30	82.2	5.7	78.73	81.6
02/23/2017 05:20	8.0	79.04	81.9	8.1	78.38	81.3	5.5	79.17	82.1	5.7	78.72	81.5
02/23/2017 05:30	8.0	78.97	81.8	8.1	78.34	81.3	5.5	79.14	82.0	5.7	78.65	81.5
02/23/2017 05:40	8.0	78.90	81.8	8.1	78.28	81.2	5.5	79.12	82.0	5.7	78.62	81.4
02/23/2017 05:50	8.0	78.83	81.7	8.1	78.21	81.1	5.5	79.05	81.9	5.7	78.54	81.3
02/23/2017 06:00	8.0	78.82	81.7	8.1	78.17	81.1	5.5	79.03	81.8	5.8	78.53	81.3
02/23/2017 06:10	8.0	78.75	81.6	8.1	78.13	81.0	5.5	79.02	81.8	5.8	78.49	81.3
02/23/2017 06:20	8.0	78.82	81.6	8.1	78.15	81.0	5.5	79.03	81.7	5.7	78.52	81.2
02/23/2017 06:30	8.0	78.71	81.5	8.1	78.09	81.0	5.5	78.94	81.7	5.8	78.42	81.2
02/23/2017 06:40	8.0	78.54	81.5	8.1	77.94	80.9	5.5	78.75	81.7	5.8	78.27	81.1
02/23/2017 06:50	8.0	78.58	81.4	8.1	77.94	80.8	5.5	78.75	81.6	5.7	78.32	81.1
02/23/2017 07:00	8.0	78.54	81.4	8.1	77.92	80.8	5.5	78.72	81.5	5.7	78.24	81.0
02/23/2017 07:10	8.0	78.52	81.4	8.1	77.88	80.8	5.5	78.67	81.5	5.8	78.22	81.0
02/23/2017 07:20	8.0	78.46	81.3	8.1	77.83	80.7	5.5	78.63	81.5	5.8	78.19	81.0
02/23/2017 07:30	8.0	78.53	81.3	8.1	77.89	80.7	5.5	78.72	81.4	5.8	78.25	80.9
02/23/2017 07:40	8.0	78.61	81.3	8.1	78.00	80.7	5.5	78.83	81.4	5.8	78.38	80.9
02/23/2017 07:50	8.0	78.69	81.3	8.1	78.08	80.7	5.5	78.97	81.4	5.8	78.44	80.9
02/23/2017 08:00	8.0	78.82	81.3	8.1	78.20	80.8	5.5	79.07	81.5	5.8	78.57	81.0
02/23/2017 08:10	8.0	78.91	81.4	8.1	78.31	80.8	5.5	79.21	81.5	5.8	78.70	81.0
02/23/2017 08:20	8.0	78.96	81.5	8.1	78.39	80.9	5.5	79.30	81.6	5.7	78.74	81.0
02/23/2017 08:30	8.0	79.10	81.5	8.1	78.44	80.9	5.5	79.40	81.6	5.8	78.83	81.1
02/23/2017 08:40	8.0	79.11	81.6	8.1	78.43	81.0	5.5	79.34	81.6	5.7	78.82	81.1
02/23/2017 08:50	8.0	79.17	81.6	8.1	78.60	81.0	5.5	79.56	81.7	5.7	79.00	81.2
02/23/2017 09:00	8.0	79.39	81.7	8.1	78.90	81.1	5.5	79.95	81.8	5.8	79.35	81.3
02/23/2017 09:10	8.0	79.65	81.8	8.1	79.24	81.2	5.5	80.29	81.8	5.7	79.69	81.3
02/23/2017 09:20	8.0	79.91	82.0	8.1	79.54	81.4	5.5	80.62	82.0	5.8	80.02	81.4
02/23/2017 09:30	8.0	80.17	82.2	8.1	79.83	81.5	5.5	80.94	82.2	5.8	80.34	81.6
02/23/2017 09:40	8.0	80.53	82.3	8.1	80.19	81.8	5.5	81.31	82.3	5.7	80.72	81.8
02/23/2017 09:50	8.0	80.82	82.5	8.1	80.51	82.0	5.5	81.61	82.5	5.7	81.02	82.0
02/23/2017 10:00	8.0	81.07	82.8	8.1	80.76	82.2	5.5	81.83	82.7	5.7	81.23	82.2
02/23/2017 10:10	8.0	81.34	83.0	8.1	81.03	82.4	5.5	82.10	82.9	5.7	81.52	82.4
02/23/2017 10:20	8.0	81.69	83.2	8.1	81.40	82.6	5.5	82.56	83.1	5.7	81.94	82.6
02/23/2017 10:30	8.0	82.01	83.4	8.1	81.72	82.8	5.5	82.92	83.3	5.7	82.29	82.8
02/23/2017 10:40	8.0	82.32	83.7	8.1	82.03	83.1	5.5	83.22	83.5	5.7	82.62	83.0
02/23/2017 10:50	8.0	82.60	83.9	8.1	82.31	83.4	5.5	83.52	83.7	5.7	82.89	83.3
02/23/2017 11:00	8.0	82.92	84.2	8.1	82.58	83.6	5.5	83.74	83.9	5.7	83.13	83.5
02/23/2017 11:10	8.0	83.08	84.4	8.1	82.74	83.9	5.5	83.81	84.1	5.7	83.24	83.7
02/23/2017 11:20	8.0	83.39	84.6	8.1	83.06	84.1	5.5	84.30	84.3	5.8	83.67	83.9
02/23/2017 11:30	8.0	83.78	84.9	8.1	83.51	84.3	5.5	84.75	84.5	5.7	84.10	84.1
02/23/2017 11:40	8.0	84.11	85.1	8.1	83.88	84.6	5.5	85.13	84.8	5.7	84.47	84.4
02/23/2017 11:50	8.0	84.41	85.4	8.1	84.14	84.9	5.5	85.30	85.0	5.7	84.69	84.6
02/23/2017 12:00	8.0	84.68	85.6	8.1	84.38	85.1	5.5	85.52	85.2	5.7	84.92	84.9
02/23/2017 12:10	8.0	84.93	85.9	8.1	84.61	85.4	5.5	85.79	85.5	5.8	85.20	85.1
02/23/2017 12:20	8.0	85.13	86.1	8.1	84.76	85.6	5.5	85.85	85.7	5.8	85.28	85.3
02/23/2017 12:30	8.0	85.22	86.3	8.1	84.82	85.7	5.5	85.86	85.9	5.7	85.30	85.5
02/23/2017 12:40	8.0	85.24	86.4	8.1	84.81	85.9	5.5	85.85	86.0	5.7	85.30	85.7

Date/Time	HW9i F	HW9i T	HW9o	HW10i F	HW10i T	HW10o	HW11i F	HW11i T	HW11o	HW12i F	HW12i T	HW12o
02/23/2017 12:50	8.0	85.28	86.5	8.1	84.86	86.0	5.5	85.92	86.1	5.7	85.35	85.8
02/23/2017 13:00	8.0	85.37	86.6	8.1	84.92	86.1	5.5	86.01	86.3	5.7	85.42	85.9
02/23/2017 13:10	8.0	85.54	86.7	8.1	85.10	86.2	5.5	86.20	86.3	5.8	85.65	86.0
02/23/2017 13:20	8.0	85.63	86.8	8.1	85.22	86.3	5.5	86.31	86.4	5.8	85.71	86.0
02/23/2017 13:30	8.0	85.72	86.9	8.1	85.31	86.3	5.5	86.47	86.6	5.8	85.87	86.1
02/23/2017 13:40	8.0	85.86	87.0	8.1	85.46	86.5	5.5	86.60	86.6	5.7	86.03	86.3
02/23/2017 13:50	8.0	85.92	87.1	8.1	85.52	86.6	5.5	86.58	86.7	5.8	86.03	86.4
02/23/2017 14:00	8.0	85.93	87.2	8.1	85.49	86.7	5.5	86.53	86.9	5.7	86.00	86.5
02/23/2017 14:10	8.0	85.93	87.3	8.1	85.47	86.7	5.5	86.53	86.9	5.8	85.98	86.5
02/23/2017 14:20	8.0	85.94	87.3	8.0	85.52	86.8	6.1	86.54	87.0	6.0	86.02	86.6
02/23/2017 14:30	8.0	86.06	87.3	8.0	85.59	86.8	6.1	86.69	87.0	6.0	86.10	86.6
02/23/2017 14:40	8.0	86.13	87.4	8.0	85.63	86.9	6.1	86.73	87.0	6.0	86.17	86.7
02/23/2017 14:50	8.0	86.17	87.5	8.0	85.68	86.9	6.1	86.79	87.1	6.0	86.22	86.7
02/23/2017 15:00	8.0	86.27	87.5	8.0	85.85	87.0	6.1	86.96	87.2	6.0	86.37	86.8
02/23/2017 15:10	8.0	86.42	87.7	8.0	86.02	87.1	6.1	87.22	87.2	6.0	86.62	86.9
02/23/2017 15:20	8.0	86.59	87.7	8.0	86.22	87.2	6.1	87.44	87.3	6.0	86.83	86.9
02/23/2017 15:30	8.0	86.72	87.8	8.0	86.33	87.3	6.1	87.53	87.4	6.0	86.91	87.1
02/23/2017 15:40	8.0	86.76	87.9	8.0	86.33	87.4	6.1	87.52	87.5	6.0	86.93	87.2
02/23/2017 15:50	8.0	86.83	88.0	8.0	86.40	87.5	6.0	87.61	87.6	6.0	87.01	87.3
02/23/2017 16:00	8.0	86.79	88.1	8.0	86.33	87.6	6.1	87.47	87.7	6.0	86.86	87.4
02/23/2017 16:10	8.0	86.68	88.1	8.0	86.21	87.6	6.1	87.27	87.7	6.0	86.70	87.4
02/23/2017 16:20	8.0	86.52	88.1	8.0	85.99	87.6	6.1	87.00	87.7	6.0	86.44	87.3
02/23/2017 16:30	8.0	86.29	88.0	8.0	85.72	87.4	6.1	86.75	87.6	6.0	86.16	87.3
02/23/2017 16:40	8.0	86.07	87.9	8.0	85.53	87.3	6.1	86.54	87.5	6.0	85.96	87.2
02/23/2017 16:50	1.6	85.68	85.6	1.6	83.76	87.0	1.2	85.42	87.3	1.2	85.18	87.1
02/23/2017 17:00	2.2	83.55	79.6	2.3	80.51	86.0	1.8	83.19	85.4	1.8	83.26	86.3
02/23/2017 17:10	7.8	84.73	85.8	7.8	84.13	86.8	5.9	85.13	87.4	5.8	84.55	87.0
02/23/2017 17:20	7.8	84.72	87.5	7.9	84.13	86.9	5.9	85.09	87.2	5.8	84.53	86.8
02/23/2017 17:30	6.8	84.68	86.9	6.8	84.08	86.5	5.1	85.05	86.7	5.0	84.48	86.3
02/23/2017 17:40	6.2	84.00	86.0	6.3	83.35	86.2	4.7	84.36	86.7	4.6	83.82	86.2
02/23/2017 17:50	7.9	84.50	87.0	8.0	83.91	86.4	5.9	84.87	86.6	5.9	84.32	86.2
02/23/2017 18:00	7.9	84.39	86.7	8.0	83.83	86.0	5.8	84.73	86.4	5.9	84.22	86.0
02/23/2017 18:10	7.9	84.33	86.6	8.0	83.77	86.0	5.7	84.70	86.3	5.9	84.16	85.9
02/23/2017 18:20	7.9	84.24	86.5	8.0	83.72	85.9	5.8	84.63	86.3	5.9	84.11	85.8
02/23/2017 18:30	7.9	84.15	86.4	8.0	83.63	85.8	5.8	84.55	86.2	5.9	84.02	85.8
02/23/2017 18:40	7.9	84.13	86.3	8.0	83.59	85.8	5.8	84.50	86.1	5.9	83.96	85.8
02/23/2017 18:50	7.9	84.11	86.3	8.0	83.52	85.7	5.8	84.43	86.1	5.9	83.92	85.7
02/23/2017 19:00	7.9	84.06	86.2	8.0	83.48	85.7	5.8	84.42	86.0	5.9	83.88	85.6
02/23/2017 19:10	7.9	84.00	86.2	8.0	83.42	85.6	5.8	84.34	86.0	5.9	83.83	85.5
02/23/2017 19:20	7.9	83.95	86.1	8.0	83.42	85.6	5.9	84.33	85.9	5.9	83.82	85.5
02/23/2017 19:30	7.9	83.92	86.1	8.0	83.37	85.6	5.9	84.32	85.9	5.9	83.77	85.5
02/23/2017 19:40	7.9	83.91	86.0	8.0	83.33	85.5	5.9	84.30	85.8	5.9	83.73	85.5
02/23/2017 19:50	7.9	83.83	86.0	8.0	83.33	85.5	5.9	84.26	85.8	5.9	83.72	85.4
02/23/2017 20:00	7.9	83.83	86.0	8.0	83.33	85.4	5.9	84.23	85.8	5.9	83.72	85.4
02/23/2017 20:10	7.9	83.83	86.0	8.0	83.26	85.5	5.9	84.22	85.8	5.9	83.65	85.4
02/23/2017 20:20	7.9	83.83	85.9	8.0	83.22	85.4	5.9	84.14	85.7	5.9	83.63	85.3
02/23/2017 20:30	7.9	83.78	85.9	8.0	83.21	85.4	5.9	84.13	85.7	5.9	83.61	85.4
02/23/2017 20:40	7.9	83.73	85.9	8.0	83.15	85.3	5.9	84.12	85.7	5.9	83.53	85.3
02/23/2017 20:50	7.9	83.65	85.9	8.0	83.10	85.3	5.9	84.03	85.6	5.9	83.48	85.3
02/23/2017 21:00	7.9	83.62	85.8	8.0	83.03	85.2	5.9	83.99	85.6	5.9	83.43	85.2
02/23/2017 21:10	7.9	83.59	85.8	8.0	83.02	85.2	5.9	83.92	85.6	5.9	83.42	85.2
02/23/2017 21:20	7.9	83.53	85.8	8.0	83.02	85.2	5.9	83.92	85.5	5.9	83.42	85.2
02/23/2017 21:30	7.9	83.52	85.7	8.0	82.97	85.1	5.9	83.91	85.5	5.9	83.36	85.1
02/23/2017 21:40	7.9	83.45	85.7	8.0	82.89	85.1	5.9	83.83	85.5	5.9	83.28	85.1
02/23/2017 21:50	7.9	83.42	85.6	8.0	82.83	85.1	5.9	83.79	85.5	5.9	83.22	85.1

Date/Time	HW9i F	HW9i T	HW9o	HW10i F	HW10i T	HW10o	HW11i F	HW11i T	HW11o	HW12i F	HW12i T	HW12o
02/23/2017 22:00	7.9	83.42	85.6	8.0	82.79	85.1	5.9	83.73	85.4	5.9	83.20	85.0
02/23/2017 22:10	7.9	83.38	85.6	8.0	82.72	85.0	5.9	83.72	85.3	5.9	83.13	85.0
02/23/2017 22:20	7.9	83.33	85.5	8.0	82.72	85.0	5.9	83.70	85.4	5.9	83.13	84.9
02/23/2017 22:30	7.9	83.33	85.5	8.0	82.72	84.9	5.9	83.63	85.3	5.9	83.13	84.9
02/23/2017 22:40	7.9	83.32	85.5	8.0	82.72	85.0	5.9	83.63	85.3	5.9	83.13	85.0
02/23/2017 22:50	7.9	83.26	85.5	8.0	82.72	84.9	5.9	83.63	85.2	5.9	83.10	84.9
02/23/2017 23:00	7.9	83.22	85.5	8.0	82.63	84.9	5.9	83.63	85.2	5.9	83.03	84.9
02/23/2017 23:10	7.9	83.22	85.4	8.0	82.63	84.9	5.9	83.56	85.2	5.9	83.02	84.9
02/23/2017 23:20	7.9	83.14	85.3	8.0	82.56	84.9	5.9	83.53	85.2	5.9	82.95	84.8
02/23/2017 23:30	7.9	83.12	85.4	8.0	82.52	84.8	5.8	83.47	85.2	5.9	82.92	84.8
02/23/2017 23:40	7.9	83.05	85.4	8.0	82.51	84.8	5.8	83.42	85.1	5.9	82.89	84.7
02/23/2017 23:50	7.9	83.03	85.3	8.0	82.50	84.7	5.8	83.42	85.1	5.9	82.88	84.7
02/24/2017 00:00	7.9	83.03	85.2	8.0	82.47	84.7	5.8	83.42	85.1	5.9	82.86	84.7
02/24/2017 00:10	7.9	83.02	85.3	8.0	82.44	84.7	5.8	83.42	85.1	5.9	82.83	84.7
02/24/2017 00:20	7.9	83.04	85.3	8.0	82.48	84.7	5.8	83.42	85.0	5.9	82.86	84.7
02/24/2017 00:30	7.9	83.04	85.2	8.0	82.49	84.7	5.8	83.42	85.0	5.9	82.89	84.6
02/24/2017 00:40	7.9	83.03	85.3	8.0	82.46	84.7	5.8	83.42	85.0	5.9	82.86	84.7
02/24/2017 00:50	7.9	83.03	85.2	8.0	82.46	84.7	5.8	83.42	85.1	5.9	82.86	84.7
02/24/2017 01:00	7.9	83.03	85.2	8.0	82.45	84.7	5.8	83.42	85.0	5.9	82.83	84.7
02/24/2017 01:10	7.9	83.03	85.2	8.0	82.45	84.7	5.8	83.42	85.0	5.9	82.83	84.7
02/24/2017 01:20	7.9	83.02	85.2	8.0	82.44	84.7	5.8	83.42	85.0	5.9	82.83	84.6
02/24/2017 01:30	7.9	83.02	85.2	8.0	82.45	84.7	5.8	83.42	85.0	5.9	82.83	84.7
02/24/2017 01:40	7.9	83.03	85.2	8.0	82.48	84.7	5.8	83.42	85.0	5.9	82.86	84.7
02/24/2017 01:50	7.9	83.05	85.2	8.0	82.46	84.7	5.8	83.41	85.0	5.9	82.86	84.7
02/24/2017 02:00	7.9	83.10	85.2	8.0	82.52	84.7	5.8	83.45	85.0	5.8	82.92	84.7
02/24/2017 02:10	7.9	83.12	85.2	8.0	82.52	84.7	5.8	83.45	85.0	5.8	82.92	84.6
02/24/2017 02:20	7.9	83.07	85.2	8.0	82.52	84.7	5.8	83.42	85.0	5.8	82.90	84.7
02/24/2017 02:30	7.9	83.06	85.2	8.0	82.51	84.7	5.8	83.42	85.0	5.8	82.90	84.7
02/24/2017 02:40	7.9	83.10	85.3	8.0	82.52	84.7	5.8	83.44	85.0	5.8	82.92	84.7
02/24/2017 02:50	7.9	83.13	85.2	8.0	82.52	84.6	5.8	83.46	85.0	5.8	82.92	84.7
02/24/2017 03:00	7.9	83.13	85.3	8.0	82.52	84.7	5.8	83.49	85.0	5.8	82.92	84.7
02/24/2017 03:10	7.9	83.13	85.3	8.0	82.54	84.7	5.8	83.53	85.0	5.8	82.97	84.7
02/24/2017 03:20	7.9	83.18	85.2	8.0	82.60	84.7	5.8	83.57	85.0	5.8	82.99	84.7
02/24/2017 03:30	7.9	83.22	85.3	8.0	82.63	84.7	5.8	83.58	85.0	5.8	83.02	84.7
02/24/2017 03:40	7.9	83.20	85.3	8.0	82.63	84.7	5.8	83.55	85.0	5.8	83.02	84.7
02/24/2017 03:50	7.9	83.18	85.3	8.0	82.61	84.8	5.8	83.53	85.1	5.8	82.99	84.7
02/24/2017 04:00	7.9	83.14	85.3	8.0	82.58	84.7	5.8	83.51	85.1	5.8	82.95	84.7
02/24/2017 04:10	7.9	83.13	85.3	8.0	82.52	84.7	5.8	83.43	85.1	5.8	82.92	84.7
02/24/2017 04:20	7.9	83.08	85.3	8.0	82.52	84.7	5.8	83.42	85.1	5.8	82.89	84.7
02/24/2017 04:30	7.9	83.02	85.2	8.0	82.45	84.7	5.8	83.41	85.0	5.8	82.83	84.6
02/24/2017 04:40	7.9	83.02	85.3	8.0	82.42	84.7	5.8	83.33	85.0	5.8	82.79	84.7
02/24/2017 04:50	7.9	83.02	85.2	8.0	82.36	84.6	5.8	83.31	84.9	5.8	82.73	84.6
02/24/2017 05:00	7.9	83.01	85.2	8.0	82.33	84.7	5.8	83.28	84.9	5.8	82.72	84.6
02/24/2017 05:10	7.9	82.95	85.2	8.0	82.33	84.6	5.8	83.24	84.9	5.8	82.72	84.6
02/24/2017 05:20	7.9	82.92	85.1	8.0	82.33	84.6	5.8	83.22	84.9	5.8	82.72	84.6
02/24/2017 05:30	7.9	82.89	85.1	8.0	82.30	84.6	5.8	83.22	84.9	5.8	82.64	84.6
02/24/2017 05:40	7.9	82.83	85.1	8.0	82.24	84.5	5.8	83.16	84.9	5.8	82.62	84.5
02/24/2017 05:50	7.9	82.83	85.1	8.0	82.22	84.5	5.8	83.13	84.8	5.8	82.60	84.5
02/24/2017 06:00	7.9	82.78	85.0	8.0	82.18	84.5	5.8	83.10	84.8	5.8	82.57	84.5
02/24/2017 06:10	7.9	82.73	85.0	8.0	82.13	84.5	5.8	83.03	84.8	5.8	82.52	84.5
02/24/2017 06:20	7.9	82.72	84.9	8.0	82.13	84.5	5.8	83.03	84.8	5.8	82.52	84.4
02/24/2017 06:30	7.9	82.72	85.0	8.0	82.12	84.4	5.8	83.02	84.7	5.8	82.47	84.4
02/24/2017 06:40	7.9	82.71	85.0	8.0	82.04	84.4	5.8	82.97	84.8	5.8	82.42	84.4
02/24/2017 06:50	7.9	82.64	84.9	8.0	82.03	84.4	5.8	82.94	84.7	5.8	82.36	84.4
02/24/2017 07:00	7.9	82.63	84.9	8.0	82.03	84.3	5.8	82.92	84.7	5.8	82.33	84.4

Date/Time	HW9i F	HW9i T	HW9o	HW10i F	HW10i T	HW10o	HW11i F	HW11i T	HW11o	HW12i F	HW12i T	HW12o
02/24/2017 07:10	7.9	82.61	84.9	8.0	82.02	84.3	5.8	82.92	84.7	5.8	82.33	84.3
02/24/2017 07:20	7.9	82.59	84.9	8.0	82.01	84.3	5.8	82.92	84.7	5.8	82.33	84.3
02/24/2017 07:30	7.9	82.53	84.8	8.0	81.98	84.3	5.8	82.91	84.6	5.8	82.33	84.3
02/24/2017 07:40	7.9	82.52	84.8	8.0	81.94	84.3	5.8	82.89	84.6	5.8	82.33	84.3
02/24/2017 07:50	7.9	82.55	84.8	8.0	82.00	84.2	5.8	82.92	84.6	5.8	82.33	84.3
02/24/2017 08:00	7.9	82.63	84.8	8.0	82.03	84.2	5.8	82.92	84.6	5.8	82.33	84.2
02/24/2017 08:10	7.9	82.63	84.8	8.0	82.03	84.3	5.8	82.93	84.6	5.8	82.38	84.2
02/24/2017 08:20	7.9	82.66	84.8	8.0	82.04	84.3	5.8	82.98	84.6	5.8	82.42	84.3
02/24/2017 08:30	7.9	82.69	84.8	8.0	82.03	84.3	5.8	83.00	84.6	5.8	82.42	84.3
02/24/2017 08:40	7.9	82.71	84.8	8.0	82.05	84.3	5.8	83.01	84.7	5.8	82.43	84.3
02/24/2017 08:50	7.9	82.72	84.8	8.0	82.12	84.3	5.8	83.05	84.7	5.8	82.52	84.3
02/24/2017 09:00	7.9	82.73	84.9	8.0	82.13	84.3	5.8	83.11	84.7	5.8	82.53	84.3
02/24/2017 09:10	7.9	82.73	84.9	8.0	82.15	84.3	5.8	83.09	84.7	5.8	82.55	84.4
02/24/2017 09:20	7.9	82.72	84.9	8.0	82.13	84.3	5.8	83.09	84.7	5.8	82.53	84.3
02/24/2017 09:30	7.9	82.72	85.0	8.0	82.10	84.4	5.8	83.02	84.7	5.8	82.51	84.3
02/24/2017 09:40	7.9	82.46	84.9	8.0	81.85	84.3	5.8	82.77	84.7	5.8	82.23	84.3
02/24/2017 09:50	7.9	82.02	84.8	8.0	81.36	84.2	5.8	82.24	84.5	5.8	81.71	84.2
02/24/2017 10:00	7.9	81.88	84.6	8.0	81.23	84.0	5.8	82.13	84.5	5.8	81.62	84.0
02/24/2017 10:10	7.9	81.70	84.4	8.0	81.05	83.9	5.8	81.92	84.3	5.8	81.38	83.9
02/24/2017 10:20	7.9	81.47	84.3	8.0	80.82	83.7	5.8	81.69	84.1	5.8	81.12	83.7
02/24/2017 10:30	7.8	81.15	84.1	8.0	80.50	83.5	5.8	81.34	84.0	5.8	80.81	83.6
02/24/2017 10:40	7.9	80.91	83.9	7.9	80.24	83.3	5.8	81.09	83.9	5.8	80.53	83.4
02/24/2017 10:50	7.8	80.63	83.7	8.0	79.98	83.1	5.8	80.80	83.7	5.8	80.26	83.2
02/24/2017 11:00	7.9	80.50	83.5	8.0	79.82	82.9	5.8	80.70	83.5	5.8	80.12	83.1
02/24/2017 11:10	7.8	80.27	83.3	8.0	79.59	82.8	5.8	80.44	83.3	5.8	79.88	82.9
02/24/2017 11:20	7.8	80.00	83.2	8.0	79.34	82.6	5.8	80.14	83.2	5.8	79.60	82.8
02/24/2017 11:30	7.8	79.76	83.0	8.0	79.08	82.4	5.8	79.88	83.0	5.8	79.35	82.6
02/24/2017 11:40	7.8	79.55	82.8	8.0	78.86	82.2	5.8	79.69	82.8	5.8	79.15	82.3
02/24/2017 11:50	7.8	79.42	82.6	8.0	78.73	82.0	5.8	79.53	82.6	5.8	79.02	82.2
02/24/2017 12:00	7.8	79.36	82.5	8.0	78.68	81.9	5.8	79.50	82.5	5.8	78.97	82.0
02/24/2017 12:10	7.8	79.19	82.3	8.0	78.53	81.7	5.8	79.33	82.3	5.8	78.80	82.0
02/24/2017 12:20	7.8	79.13	82.2	8.0	78.42	81.6	5.8	79.32	82.2	5.8	78.72	81.8
02/24/2017 12:30	7.8	79.12	82.1	8.0	78.45	81.5	5.8	79.34	82.1	5.8	78.75	81.7
02/24/2017 12:40	7.8	79.12	82.1	8.0	78.42	81.4	5.8	79.31	82.1	5.8	78.72	81.7
02/24/2017 12:50	7.8	79.00	82.0	8.0	78.33	81.4	5.8	79.15	82.0	5.8	78.62	81.6
02/24/2017 13:00	7.8	78.86	81.9	8.0	78.20	81.3	5.8	79.01	81.9	5.8	78.47	81.5
02/24/2017 13:10	7.8	78.79	81.9	8.0	78.13	81.3	5.8	78.94	81.8	5.8	78.42	81.4
02/24/2017 13:20	7.8	78.60	81.8	8.0	77.95	81.1	5.8	78.72	81.8	5.8	78.22	81.3
02/24/2017 13:30	7.8	78.52	81.7	8.0	77.87	81.1	5.8	78.67	81.6	5.8	78.16	81.3
02/24/2017 13:40	7.8	78.41	81.6	8.0	77.76	81.0	5.8	78.59	81.6	5.8	78.05	81.2
02/24/2017 13:50	7.8	78.41	81.5	8.0	77.78	80.9	5.8	78.61	81.4	5.8	78.06	81.1
02/24/2017 14:00	7.8	78.43	81.5	8.0	77.86	80.9	5.8	78.74	81.4	5.8	78.20	81.1
02/24/2017 14:10	7.8	78.54	81.5	8.0	77.95	80.9	5.8	78.81	81.4	5.8	78.28	81.0
02/24/2017 14:20	7.8	78.49	81.5	8.0	77.92	80.9	5.8	78.78	81.4	5.8	78.25	81.0
02/24/2017 14:30	7.8	78.58	81.5	8.0	77.98	80.9	5.8	78.86	81.4	5.8	78.31	81.1
02/24/2017 14:40	7.8	78.62	81.5	8.0	78.03	80.8	5.8	78.94	81.4	5.8	78.38	81.0
02/24/2017 14:50	7.8	78.72	81.5	8.0	78.13	80.9	5.8	79.03	81.4	5.8	78.48	81.0
02/24/2017 15:00	7.8	78.81	81.5	8.0	78.22	80.9	5.8	79.11	81.4	5.8	78.54	81.0
02/24/2017 15:10	7.8	78.78	81.5	8.0	78.17	80.9	5.8	79.02	81.4	5.8	78.47	81.0
02/24/2017 15:20	7.8	78.83	81.6	8.0	78.23	80.9	5.8	79.19	81.5	5.8	78.62	81.1
02/24/2017 15:30	7.8	78.83	81.6	8.0	78.31	80.9	5.8	79.28	81.5	5.8	78.69	81.1
02/24/2017 15:40	7.8	78.89	81.6	8.0	78.36	81.0	5.8	79.30	81.5	5.8	78.71	81.2
02/24/2017 15:50	7.8	78.91	81.6	7.9	78.36	81.0	5.8	79.30	81.5	5.8	78.71	81.1
02/24/2017 16:00	7.8	78.88	81.6	8.0	78.36	81.0	5.8	79.28	81.5	5.8	78.69	81.1
02/24/2017 16:10	7.8	78.82	81.6	8.0	78.20	81.0	5.8	79.06	81.5	5.8	78.52	81.1

Date/Time	HW9i F	HW9i T	HW9o	HW10i F	HW10i T	HW10o	HW11i F	HW11i T	HW11o	HW12i F	HW12i T	HW12o
02/24/2017 16:20	7.8	78.72	81.6	8.0	78.13	81.0	5.8	79.08	81.4	5.8	78.50	81.1
02/24/2017 16:30	7.8	78.58	81.6	8.0	78.04	80.9	5.8	78.96	81.4	5.8	78.40	81.1
02/24/2017 16:40	7.8	78.44	81.5	8.0	77.87	80.9	5.8	78.79	81.4	5.8	78.21	81.0
02/24/2017 16:50	7.8	78.22	81.4	8.0	77.67	80.7	5.8	78.52	81.3	5.8	77.97	81.0
02/24/2017 17:00	7.8	78.02	81.2	8.0	77.44	80.6	5.8	78.30	81.2	5.8	77.74	80.8
02/24/2017 17:10	7.8	77.75	81.1	8.0	77.14	80.5	5.8	77.97	81.1	5.8	77.43	80.7
02/24/2017 17:20	7.8	77.48	80.9	8.0	76.88	80.3	5.8	77.69	81.0	5.8	77.16	80.5
02/24/2017 17:30	7.8	77.15	80.8	8.0	76.52	80.1	5.8	77.31	80.8	5.8	76.78	80.3
02/24/2017 17:40	7.8	76.83	80.5	8.0	76.17	79.9	5.8	76.90	80.6	5.8	76.38	80.1
02/24/2017 17:50	7.8	76.53	80.3	7.9	75.86	79.6	5.8	76.56	80.4	5.8	76.07	79.9
02/24/2017 18:00	7.8	76.25	80.0	8.0	75.55	79.4	5.8	76.23	80.1	5.8	75.77	79.7
02/24/2017 18:10	7.8	75.96	79.8	7.9	75.28	79.1	5.8	75.94	79.9	5.8	75.47	79.5
02/24/2017 18:20	7.8	75.72	79.6	8.0	75.02	78.9	5.8	75.69	79.7	5.8	75.22	79.3
02/24/2017 18:30	7.8	75.45	79.4	8.0	74.79	78.7	5.8	75.44	79.5	5.8	74.96	79.1
02/24/2017 18:40	7.8	75.25	79.2	8.0	74.57	78.5	5.8	75.20	79.3	5.8	74.76	78.9
02/24/2017 18:50	7.8	75.03	79.0	8.0	74.34	78.3	5.8	75.01	79.1	5.8	74.56	78.7
02/24/2017 19:00	7.8	74.86	78.8	7.9	74.19	78.1	5.8	74.84	78.9	5.8	74.38	78.5
02/24/2017 19:10	7.8	74.67	78.6	8.0	73.99	77.9	5.8	74.66	78.8	5.8	74.18	78.3
02/24/2017 19:20	7.8	74.53	78.4	8.0	73.87	77.8	5.8	74.48	78.6	5.8	74.06	78.2
02/24/2017 19:30	7.8	74.38	78.3	8.0	73.72	77.7	5.8	74.38	78.5	5.8	73.91	78.0
02/24/2017 19:40	7.8	74.25	78.2	8.0	73.58	77.5	5.8	74.25	78.3	5.8	73.80	77.9
02/24/2017 19:50	7.8	74.14	78.1	8.0	73.49	77.4	5.8	74.12	78.2	5.8	73.69	77.7
02/24/2017 20:00	7.8	73.97	77.9	7.9	73.31	77.3	5.8	73.95	78.0	5.8	73.52	77.6
02/24/2017 20:10	7.8	73.81	77.8	7.9	73.14	77.1	5.8	73.78	77.9	5.8	73.35	77.5
02/24/2017 20:20	7.8	73.59	77.6	7.9	72.91	76.9	5.8	73.53	77.8	5.8	73.11	77.3
02/24/2017 20:30	7.8	73.26	77.4	7.9	72.55	76.8	5.8	73.18	77.6	5.8	72.76	77.1
02/24/2017 20:40	7.8	72.97	77.2	7.9	72.26	76.5	5.8	72.90	77.4	5.8	72.44	77.0
02/24/2017 20:50	7.8	72.70	77.0	7.9	72.00	76.3	5.8	72.59	77.2	5.8	72.18	76.8
02/24/2017 21:00	7.8	72.47	76.8	7.9	71.73	76.1	5.8	72.36	77.0	5.8	71.94	76.6
02/24/2017 21:10	7.8	72.22	76.6	7.9	71.50	75.9	5.8	72.11	76.8	5.8	71.67	76.4
02/24/2017 21:20	7.8	71.96	76.4	7.9	71.24	75.7	5.8	71.83	76.6	5.8	71.40	76.2
02/24/2017 21:30	7.8	71.63	76.2	7.9	70.90	75.4	5.8	71.48	76.4	5.8	71.04	76.0
02/24/2017 21:40	7.8	71.37	76.0	7.9	70.61	75.2	5.8	71.19	76.2	5.8	70.75	75.8
02/24/2017 21:50	7.8	71.08	75.7	7.9	70.31	75.0	5.8	70.89	75.9	5.8	70.45	75.5
02/24/2017 22:00	7.8	70.76	75.4	7.9	69.99	74.7	5.8	70.55	75.7	5.8	70.10	75.3
02/24/2017 22:10	7.8	70.45	75.2	7.9	69.68	74.5	5.8	70.22	75.5	5.8	69.80	75.0
02/24/2017 22:20	7.8	70.17	74.9	7.9	69.40	74.2	5.8	69.94	75.3	5.8	69.50	74.8
02/24/2017 22:30	7.8	69.76	74.6	7.9	68.99	74.0	5.8	69.52	75.0	5.8	69.09	74.6
02/24/2017 22:40	7.8	69.46	74.4	7.9	68.70	73.6	5.8	69.21	74.7	5.8	68.81	74.3
02/24/2017 22:50	7.8	69.17	74.2	7.9	68.40	73.4	5.8	68.89	74.5	5.8	68.49	74.0
02/24/2017 23:00	7.8	68.86	73.9	7.9	68.06	73.1	5.8	68.56	74.2	5.8	68.16	73.7
02/24/2017 23:10	7.8	68.56	73.6	8.0	67.79	72.9	5.8	68.28	74.0	5.8	67.89	73.5
02/24/2017 23:20	7.8	68.25	73.4	7.9	67.50	72.6	5.8	67.99	73.8	5.8	67.59	73.3
02/24/2017 23:30	7.8	68.02	73.1	7.9	67.25	72.4	5.8	67.74	73.5	5.8	67.34	73.0
02/24/2017 23:40	7.8	67.75	72.9	8.0	67.02	72.1	5.8	67.50	73.3	5.8	67.11	72.8
02/24/2017 23:50	7.8	67.52	72.7	8.0	66.76	71.9	5.8	67.24	73.1	5.8	66.84	72.6
02/25/2017 00:00	7.8	67.29	72.4	8.0	66.53	71.7	5.8	67.01	72.9	5.8	66.61	72.3
02/25/2017 00:10	7.8	67.10	72.2	8.0	66.33	71.5	5.8	66.82	72.6	5.8	66.47	72.2
02/25/2017 00:20	7.8	66.90	72.1	8.0	66.16	71.3	5.8	66.64	72.4	5.8	66.26	72.0
02/25/2017 00:30	7.8	66.66	71.8	8.0	65.89	71.1	5.8	66.36	72.2	5.8	65.99	71.8
02/25/2017 00:40	7.8	66.36	71.6	8.0	65.63	70.9	5.8	66.06	72.0	5.8	65.70	71.6
02/25/2017 00:50	7.8	66.12	71.4	8.0	65.39	70.7	5.8	65.83	71.9	5.8	65.46	71.4
02/25/2017 01:00	7.8	65.98	71.2	8.0	65.23	70.4	5.8	65.67	71.6	5.8	65.33	71.2
02/25/2017 01:10	7.8	65.80	71.0	8.0	65.05	70.2	5.8	65.52	71.5	5.8	65.11	71.0
02/25/2017 01:20	7.8	65.58	70.9	8.0	64.85	70.0	5.8	65.29	71.3	5.8	64.90	70.8

Date/Time	HW9i F	HW9i T	HW9o	HW10i F	HW10i T	HW10o	HW11i F	HW11i T	HW11o	HW12i F	HW12i T	HW12o
02/25/2017 01:30	7.8	65.35	70.7	8.0	64.59	69.9	5.8	65.04	71.1	5.8	64.65	70.6
02/25/2017 01:40	7.8	65.19	70.5	8.0	64.42	69.7	5.8	64.88	70.9	5.8	64.49	70.4
02/25/2017 01:50	7.9	64.98	70.3	8.0	64.21	69.5	5.8	64.66	70.8	5.8	64.29	70.3
02/25/2017 02:00	8.0	64.81	70.1	8.0	64.05	69.4	5.8	64.50	70.5	5.8	64.12	70.0
02/25/2017 02:10	8.0	64.63	69.9	8.0	63.85	69.2	5.8	64.29	70.4	5.8	63.94	69.9
02/25/2017 02:20	8.0	64.47	69.7	8.0	63.73	69.0	5.8	64.16	70.2	5.8	63.77	69.7
02/25/2017 02:30	8.0	64.33	69.5	8.0	63.60	68.8	5.8	64.03	70.1	5.8	63.66	69.7
02/25/2017 02:40	8.1	64.22	69.4	8.0	63.45	68.7	5.8	63.90	69.9	5.8	63.51	69.5
02/25/2017 02:50	8.3	64.06	69.2	8.0	63.27	68.6	5.8	63.73	69.8	5.8	63.37	69.3
02/25/2017 03:00	8.3	63.95	69.0	8.0	63.17	68.4	5.8	63.61	69.7	5.8	63.23	69.1
02/25/2017 03:10	8.3	63.80	68.8	8.0	63.01	68.2	5.8	63.42	69.5	5.8	63.10	69.0
02/25/2017 03:20	8.3	63.63	68.7	8.0	62.87	68.1	5.8	63.28	69.4	5.8	62.94	68.9
02/25/2017 03:30	8.3	63.54	68.5	8.0	62.75	68.0	5.8	63.19	69.3	5.8	62.82	68.7
02/25/2017 03:40	8.3	63.42	68.4	8.0	62.63	67.9	5.8	63.08	69.1	5.8	62.71	68.6
02/25/2017 03:50	8.3	63.32	68.3	8.0	62.52	67.8	5.8	62.95	69.0	5.8	62.62	68.5
02/25/2017 04:00	8.3	63.23	68.2	8.0	62.46	67.6	5.8	62.89	68.9	5.8	62.49	68.4
02/25/2017 04:10	8.3	63.14	68.1	8.0	62.38	67.5	5.8	62.83	68.8	5.8	62.42	68.3
02/25/2017 04:20	8.3	63.08	67.9	8.0	62.30	67.5	5.8	62.74	68.7	5.8	62.36	68.2
02/25/2017 04:30	8.3	62.94	67.9	8.0	62.23	67.3	5.8	62.63	68.6	5.8	62.24	68.1
02/25/2017 04:40	8.3	62.91	67.8	8.0	62.16	67.2	5.8	62.56	68.5	5.8	62.19	68.0
02/25/2017 04:50	8.3	62.81	67.7	8.0	62.02	67.2	5.8	62.47	68.5	5.8	62.08	67.9
02/25/2017 05:00	8.3	62.73	67.6	8.0	61.98	67.1	5.8	62.40	68.4	5.8	62.02	67.8
02/25/2017 05:10	8.3	62.65	67.5	8.0	61.91	67.0	5.8	62.33	68.3	5.8	61.98	67.8
02/25/2017 05:20	8.3	62.63	67.4	8.0	61.86	67.0	5.8	62.30	68.2	5.8	61.96	67.8
02/25/2017 05:30	8.3	62.60	67.4	8.0	61.82	66.8	5.8	62.24	68.1	5.8	61.88	67.6
02/25/2017 05:40	8.3	62.53	67.3	8.0	61.76	66.8	5.8	62.20	68.1	5.8	61.82	67.6
02/25/2017 05:50	8.3	62.47	67.2	8.0	61.70	66.8	5.8	62.12	68.1	5.8	61.74	67.5
02/25/2017 06:00	8.3	62.35	67.2	8.0	61.59	66.7	5.8	62.02	67.9	5.8	61.63	67.4
02/25/2017 06:10	8.3	62.25	67.1	8.0	61.45	66.6	5.8	61.90	67.8	5.8	61.53	67.3
02/25/2017 06:20	8.3	62.08	67.0	8.0	61.32	66.5	5.8	61.74	67.7	5.8	61.35	67.2
02/25/2017 06:30	8.3	61.99	66.9	8.0	61.19	66.4	5.8	61.64	67.6	5.8	61.28	67.1
02/25/2017 06:40	8.3	61.86	66.8	8.0	61.10	66.3	5.8	61.49	67.5	5.8	61.10	67.1
02/25/2017 06:50	8.3	61.71	66.7	8.0	60.94	66.2	5.8	61.34	67.4	5.8	60.98	66.9
02/25/2017 07:00	8.3	61.59	66.5	8.0	60.82	66.0	5.8	61.22	67.2	5.8	60.83	66.8
02/25/2017 07:10	8.3	61.46	66.4	8.0	60.69	65.9	5.8	61.10	67.2	5.8	60.73	66.7
02/25/2017 07:20	8.3	61.38	66.3	8.0	60.60	65.8	5.8	61.02	67.1	5.8	60.67	66.6
02/25/2017 07:30	8.3	61.26	66.2	8.0	60.47	65.7	5.8	60.89	67.0	5.8	60.50	66.5
02/25/2017 07:40	8.3	61.13	66.1	8.0	60.35	65.7	5.8	60.76	66.9	5.8	60.36	66.4
02/25/2017 07:50	8.3	60.97	66.0	8.0	60.20	65.5	5.8	60.61	66.8	5.8	60.26	66.2
02/25/2017 08:00	8.3	60.93	65.9	8.0	60.14	65.3	5.8	60.55	66.7	5.8	60.20	66.1
02/25/2017 08:10	8.3	60.92	65.8	8.0	60.14	65.3	5.8	60.55	66.6	5.8	60.22	66.1
02/25/2017 08:20	8.3	60.92	65.7	8.0	60.19	65.2	5.8	60.60	66.5	5.8	60.24	66.0
02/25/2017 08:30	8.3	60.92	65.7	8.0	60.21	65.2	5.8	60.63	66.5	5.8	60.27	65.9
02/25/2017 08:40	8.3	61.00	65.7	8.0	60.32	65.2	5.8	60.74	66.4	5.8	60.34	65.9
02/25/2017 08:50	8.3	61.08	65.7	8.0	60.41	65.2	5.8	60.85	66.3	5.8	60.45	65.9
02/25/2017 09:00	8.3	61.12	65.7	8.0	60.42	65.2	5.8	60.84	66.4	5.8	60.44	65.8
02/25/2017 09:10	8.3	61.14	65.7	8.0	60.43	65.2	5.8	60.88	66.4	5.8	60.48	65.9
02/25/2017 09:20	8.3	61.22	65.7	8.0	60.52	65.2	5.8	60.96	66.4	5.8	60.60	65.9
02/25/2017 09:30	8.3	61.28	65.8	8.0	60.60	65.3	5.8	61.07	66.5	5.8	60.69	65.9
02/25/2017 09:40	8.3	61.40	65.8	8.0	60.73	65.3	5.8	61.22	66.5	5.8	60.83	65.9
02/25/2017 09:50	8.3	61.48	65.9	8.0	60.83	65.3	5.8	61.27	66.5	5.8	60.92	66.0
02/25/2017 10:00	8.3	61.65	65.9	8.0	60.99	65.4	5.8	61.47	66.5	5.8	61.08	66.0
02/25/2017 10:10	8.3	61.78	66.0	8.0	61.12	65.4	5.8	61.63	66.6	5.8	61.26	66.1
02/25/2017 10:20	8.3	61.86	66.1	8.0	61.18	65.5	5.8	61.67	66.7	5.8	61.29	66.1
02/25/2017 10:30	8.3	62.06	66.1	8.0	61.41	65.6	5.8	61.93	66.7	5.8	61.55	66.2

Date/Time	HW9i F	HW9i T	HW9o	HW10i F	HW10i T	HW10o	HW11i F	HW11i T	HW11o	HW12i F	HW12i T	HW12o
02/25/2017 10:40	8.3	62.23	66.2	8.0	61.59	65.7	5.8	62.13	66.8	5.8	61.72	66.3
02/25/2017 10:50	8.3	62.40	66.4	8.0	61.79	65.9	5.8	62.29	67.0	5.8	61.94	66.4
02/25/2017 11:00	8.3	62.57	66.5	8.0	61.92	66.0	5.8	62.46	67.0	5.8	62.08	66.5
02/25/2017 11:10	8.3	62.74	66.6	8.0	62.13	66.1	5.8	62.67	67.2	5.8	62.27	66.6
02/25/2017 11:20	8.3	62.83	66.7	8.0	62.21	66.2	5.8	62.73	67.3	5.8	62.35	66.7
02/25/2017 11:30	8.3	62.97	66.9	8.0	62.36	66.3	5.8	62.91	67.4	5.8	62.50	66.9
02/25/2017 11:40	8.3	63.13	67.0	8.0	62.51	66.4	5.8	63.08	67.4	5.8	62.69	66.9
02/25/2017 11:50	8.3	63.32	67.1	8.0	62.73	66.5	5.8	63.30	67.6	5.8	62.90	67.0
02/25/2017 12:00	8.3	63.53	67.2	8.0	62.93	66.7	5.8	63.54	67.6	5.8	63.11	67.1
02/25/2017 12:10	8.3	63.65	67.3	8.0	63.07	66.8	5.8	63.65	67.8	5.8	63.24	67.3
02/25/2017 12:20	8.3	63.77	67.4	8.0	63.21	66.9	5.8	63.78	67.8	5.8	63.36	67.4
02/25/2017 12:30	8.3	63.96	67.5	8.0	63.36	67.0	5.8	63.95	67.9	5.8	63.52	67.5
02/25/2017 12:40	8.3	64.08	67.7	8.0	63.50	67.2	5.8	64.10	68.1	5.8	63.68	67.6
02/25/2017 12:50	8.3	64.14	67.8	8.0	63.58	67.3	5.8	64.20	68.2	5.8	63.74	67.8
02/25/2017 13:00	8.3	64.28	67.9	8.0	63.69	67.4	5.8	64.30	68.3	5.8	63.89	67.8
02/25/2017 13:10	8.3	64.42	68.0	8.0	63.84	67.5	5.8	64.50	68.4	5.8	64.07	67.9
02/25/2017 13:20	8.3	64.53	68.1	8.0	63.95	67.5	5.8	64.57	68.5	5.8	64.14	68.1
02/25/2017 13:30	8.3	64.65	68.1	8.0	64.07	67.7	5.8	64.72	68.6	5.8	64.27	68.1
02/25/2017 13:40	8.3	64.76	68.3	8.0	64.17	67.8	5.8	64.86	68.7	5.8	64.40	68.2
02/25/2017 13:50	8.3	64.87	68.4	8.0	64.30	67.8	5.8	64.97	68.8	5.8	64.50	68.3
02/25/2017 14:00	8.3	65.00	68.5	8.0	64.43	68.0	5.8	65.11	68.8	5.8	64.64	68.4
02/25/2017 14:10	8.3	65.18	68.6	8.0	64.61	68.1	5.8	65.32	69.0	5.8	64.86	68.5
02/25/2017 14:20	8.3	65.28	68.7	8.0	64.76	68.2	5.8	65.46	69.0	5.8	64.98	68.6
02/25/2017 14:30	8.3	65.38	68.8	8.0	64.86	68.3	5.8	65.54	69.1	5.8	65.06	68.7
02/25/2017 14:40	8.3	65.49	68.9	8.0	64.97	68.4	5.8	65.68	69.3	5.8	65.19	68.8
02/25/2017 14:50	8.3	65.61	69.0	8.0	65.07	68.5	5.8	65.80	69.4	5.8	65.30	68.8
02/25/2017 15:00	8.3	65.72	69.1	8.0	65.20	68.5	5.8	65.91	69.4	5.8	65.41	68.9
02/25/2017 15:10	8.3	65.81	69.2	8.0	65.26	68.6	5.8	66.02	69.5	5.8	65.52	69.1
02/25/2017 15:20	8.3	65.93	69.3	8.0	65.39	68.7	5.8	66.16	69.6	5.8	65.66	69.1
02/25/2017 15:30	8.3	66.05	69.3	8.0	65.56	68.9	5.8	66.30	69.7	5.8	65.81	69.2
02/25/2017 15:40	8.3	66.07	69.4	8.0	65.53	68.9	5.8	66.23	69.8	5.8	65.81	69.3
02/25/2017 15:50	8.3	66.14	69.5	8.0	65.58	69.0	5.8	66.28	69.8	5.8	65.79	69.4
02/25/2017 16:00	8.3	66.15	69.5	8.0	65.61	69.1	5.8	66.34	69.9	5.8	65.84	69.4
02/25/2017 16:10	8.3	66.24	69.6	8.0	65.69	69.1	5.8	66.43	70.0	5.8	65.92	69.5
02/25/2017 16:20	8.3	66.31	69.7	8.0	65.72	69.2	5.8	66.48	70.0	5.8	66.00	69.5
02/25/2017 16:30	8.3	66.33	69.7	8.0	65.80	69.2	5.8	66.54	70.1	5.8	66.06	69.6
02/25/2017 16:40	8.3	66.38	69.8	8.0	65.87	69.3	5.8	66.60	70.1	5.8	66.11	69.7
02/25/2017 16:50	8.3	66.41	69.8	8.0	65.88	69.3	5.8	66.59	70.1	5.8	66.10	69.7
02/25/2017 17:00	8.3	66.42	69.8	8.0	65.92	69.4	5.8	66.63	70.2	5.8	66.13	69.8
02/25/2017 17:10	8.3	66.42	69.9	8.0	65.87	69.4	5.8	66.59	70.2	5.8	66.11	69.8
02/25/2017 17:20	8.3	66.39	69.9	8.0	65.84	69.4	5.8	66.54	70.3	5.8	66.07	69.8
02/25/2017 17:30	8.3	66.34	69.9	8.0	65.79	69.5	5.8	66.43	70.3	5.8	65.99	69.8
02/25/2017 17:40	8.3	66.31	69.9	8.1	65.67	69.4	5.8	66.31	70.3	5.8	65.86	69.8
02/25/2017 17:50	8.3	66.19	69.8	8.0	65.57	69.3	5.8	66.14	70.2	5.8	65.71	69.8
02/25/2017 18:00	8.3	66.07	69.8	8.0	65.41	69.3	5.8	65.96	70.2	5.8	65.54	69.7
02/25/2017 18:10	8.3	65.98	69.7	8.1	65.27	69.2	5.8	65.84	70.1	5.8	65.42	69.7
02/25/2017 18:20	8.4	65.86	69.6	8.0	65.20	69.2	5.8	65.73	70.1	5.8	65.33	69.6
02/25/2017 18:30	8.3	65.77	69.6	8.0	65.09	69.1	5.8	65.63	70.0	5.8	65.20	69.6
02/25/2017 18:40	8.3	65.65	69.5	8.0	64.97	69.0	5.8	65.53	70.0	5.8	65.07	69.4
02/25/2017 18:50	8.3	65.58	69.4	8.1	64.91	68.9	5.8	65.39	69.9	5.8	64.99	69.4
02/25/2017 19:00	8.3	65.47	69.4	8.0	64.80	68.8	5.8	65.28	69.8	5.8	64.89	69.3
02/25/2017 19:10	8.3	65.38	69.3	8.0	64.69	68.8	5.8	65.22	69.7	5.8	64.79	69.3
02/25/2017 19:20	8.3	65.33	69.2	8.1	64.63	68.7	5.8	65.13	69.7	5.8	64.72	69.2
02/25/2017 19:30	8.3	65.26	69.1	8.0	64.56	68.6	5.8	65.09	69.7	5.8	64.71	69.2
02/25/2017 19:40	8.3	65.18	69.1	8.0	64.49	68.6	5.8	65.00	69.5	5.8	64.59	69.1

Date/Time	HW9i F	HW9i T	HW9o	HW10i F	HW10i T	HW10o	HW11i F	HW11i T	HW11o	HW12i F	HW12i T	HW12o
02/25/2017 19:50	8.3	65.10	69.0	8.0	64.42	68.5	5.8	64.93	69.5	5.8	64.53	69.0
02/25/2017 20:00	8.4	65.03	68.9	8.0	64.35	68.5	5.8	64.89	69.5	5.8	64.46	69.0
02/25/2017 20:10	8.3	65.03	68.9	8.1	64.32	68.5	5.8	64.83	69.4	5.8	64.42	68.9
02/25/2017 20:20	8.3	64.99	68.9	8.0	64.25	68.4	5.8	64.81	69.4	5.8	64.42	68.9
02/25/2017 20:30	8.3	64.93	68.9	8.0	64.22	68.3	5.8	64.78	69.3	5.8	64.41	68.8
02/25/2017 20:40	8.3	64.94	68.8	8.1	64.24	68.3	5.8	64.82	69.3	5.8	64.42	68.8
02/25/2017 20:50	8.4	64.93	68.8	8.1	64.23	68.3	5.8	64.83	69.3	5.8	64.42	68.8
02/25/2017 21:00	8.4	64.93	68.8	8.1	64.24	68.3	5.8	64.83	69.3	5.8	64.42	68.8
02/25/2017 21:10	8.3	64.92	68.8	8.0	64.22	68.3	5.8	64.83	69.3	5.8	64.42	68.8
02/25/2017 21:20	8.3	64.85	68.8	8.1	64.17	68.3	5.8	64.77	69.2	5.8	64.35	68.7
02/25/2017 21:30	8.4	64.75	68.7	8.1	64.13	68.2	5.8	64.67	69.2	5.8	64.24	68.7
02/25/2017 21:40	8.3	64.83	68.6	8.1	64.13	68.2	5.8	64.72	69.2	5.8	64.31	68.7
02/25/2017 21:50	8.4	64.71	68.6	8.0	64.02	68.1	5.8	64.58	69.2	5.8	64.18	68.7
02/25/2017 22:00	8.4	64.59	68.6	8.0	63.88	68.1	5.8	64.41	69.1	5.8	64.01	68.6
02/25/2017 22:10	8.4	64.49	68.5	8.0	63.83	68.0	5.8	64.34	69.0	5.8	63.95	68.5
02/25/2017 22:20	8.3	64.44	68.4	8.1	63.77	67.9	5.8	64.32	69.0	5.8	63.92	68.4
02/25/2017 22:30	8.3	64.34	68.4	8.0	63.66	68.0	5.8	64.23	68.9	5.8	63.82	68.4
02/25/2017 22:40	8.3	64.33	68.4	8.1	63.65	67.9	5.8	64.20	68.9	5.8	63.77	68.4
02/25/2017 22:50	8.3	64.27	68.3	8.1	63.55	67.8	5.8	64.08	68.9	5.8	63.70	68.4
02/25/2017 23:00	8.4	64.13	68.3	8.1	63.43	67.8	5.8	63.95	68.8	5.8	63.56	68.3
02/25/2017 23:10	8.4	64.13	68.2	8.0	63.43	67.7	5.8	63.98	68.8	5.8	63.61	68.2
02/25/2017 23:20	8.3	64.03	68.1	8.0	63.34	67.7	5.8	63.91	68.7	5.8	63.46	68.2
02/25/2017 23:30	8.3	64.01	68.1	8.0	63.30	67.6	5.8	63.87	68.7	5.8	63.43	68.1
02/25/2017 23:40	8.4	63.92	68.0	8.0	63.22	67.5	5.8	63.73	68.6	5.8	63.37	68.1
02/25/2017 23:50	8.3	63.84	68.0	8.1	63.15	67.5	5.8	63.63	68.6	5.8	63.27	68.0
02/26/2017 00:00	8.4	63.78	67.9	8.0	63.13	67.4	5.8	63.63	68.5	5.8	63.24	68.0
02/26/2017 00:10	8.3	63.82	67.9	8.0	63.13	67.3	5.8	63.63	68.4	5.8	63.23	67.9
02/26/2017 00:20	8.4	63.71	67.8	8.0	63.01	67.4	5.8	63.53	68.4	5.8	63.13	67.9
02/26/2017 00:30	8.4	63.63	67.7	8.0	62.92	67.3	5.8	63.47	68.4	5.8	63.12	67.9
02/26/2017 00:40	8.4	63.58	67.7	8.1	62.82	67.2	5.8	63.34	68.3	5.8	62.98	67.8
02/26/2017 00:50	8.3	63.49	67.7	8.1	62.75	67.2	5.8	63.26	68.2	5.8	62.89	67.7
02/26/2017 01:00	8.4	63.37	67.5	8.1	62.62	67.1	5.8	63.15	68.2	5.8	62.75	67.7
02/26/2017 01:10	8.4	63.34	67.5	8.1	62.61	67.0	5.8	63.13	68.1	5.8	62.73	67.6
02/26/2017 01:20	8.4	63.33	67.4	8.0	62.57	66.9	5.8	63.13	68.0	5.8	62.73	67.5
02/26/2017 01:30	8.3	63.31	67.4	8.1	62.55	66.9	5.8	63.11	68.0	5.8	62.72	67.5
02/26/2017 01:40	8.4	63.24	67.4	8.1	62.52	66.9	5.8	63.03	68.0	5.8	62.66	67.5
02/26/2017 01:50	8.4	63.22	67.3	8.0	62.50	66.8	5.8	63.01	67.9	5.8	62.63	67.4
02/26/2017 02:00	8.4	63.23	67.3	8.1	62.51	66.8	5.8	63.01	67.9	5.8	62.62	67.4
02/26/2017 02:10	8.4	63.23	67.3	8.0	62.52	66.8	5.8	62.95	67.9	5.8	62.58	67.3
02/26/2017 02:20	8.4	63.13	67.2	8.0	62.39	66.8	5.8	62.86	67.8	5.8	62.45	67.3
02/26/2017 02:30	8.3	63.00	67.2	8.1	62.26	66.7	5.8	62.76	67.8	5.8	62.33	67.2
02/26/2017 02:40	8.3	62.92	67.1	8.0	62.21	66.6	5.8	62.66	67.8	5.8	62.29	67.2
02/26/2017 02:50	8.4	62.92	67.1	8.1	62.22	66.5	5.8	62.68	67.7	5.8	62.31	67.1
02/26/2017 03:00	8.4	62.92	67.0	8.0	62.23	66.5	5.8	62.66	67.6	5.8	62.29	67.2
02/26/2017 03:10	8.4	62.92	66.9	8.0	62.17	66.5	5.8	62.62	67.6	5.8	62.23	67.0
02/26/2017 03:20	8.4	62.85	67.0	8.0	62.10	66.5	5.8	62.55	67.6	5.8	62.16	67.0
02/26/2017 03:30	8.4	62.77	66.9	8.1	62.04	66.5	5.8	62.52	67.5	5.8	62.11	67.0
02/26/2017 03:40	8.4	62.73	66.8	8.1	62.01	66.4	5.8	62.49	67.4	5.8	62.06	67.0
02/26/2017 03:50	8.4	62.69	66.8	8.1	61.94	66.3	5.8	62.43	67.4	5.8	62.02	66.9
02/26/2017 04:00	8.4	62.63	66.8	8.1	61.92	66.3	5.8	62.39	67.4	5.8	62.02	66.9
02/26/2017 04:10	8.4	62.62	66.7	8.1	61.85	66.3	5.8	62.33	67.4	5.8	61.95	66.9
02/26/2017 04:20	8.4	62.57	66.7	8.0	61.83	66.2	5.8	62.33	67.3	5.8	61.92	66.8
02/26/2017 04:30	8.4	62.52	66.7	8.1	61.78	66.1	5.8	62.26	67.3	5.8	61.88	66.7
02/26/2017 04:40	8.4	62.50	66.6	8.0	61.73	66.1	5.8	62.23	67.3	5.8	61.83	66.7
02/26/2017 04:50	8.4	62.46	66.6	8.0	61.69	66.1	5.8	62.21	67.2	5.8	61.79	66.7

Date/Time	HW9i F	HW9i T	HW9o	HW10i F	HW10i T	HW10o	HW11i F	HW11i T	HW11o	HW12i F	HW12i T	HW12o
02/26/2017 05:00	8.4	62.41	66.5	8.1	61.68	66.0	5.8	62.19	67.2	5.8	61.77	66.6
02/26/2017 05:10	8.4	62.42	66.5	8.1	61.69	66.0	5.8	62.20	67.1	5.8	61.77	66.6
02/26/2017 05:20	8.3	62.41	66.5	8.1	61.66	66.0	5.8	62.18	67.2	5.8	61.76	66.6
02/26/2017 05:30	8.4	62.41	66.5	8.1	61.66	66.0	5.8	62.17	67.0	5.8	61.76	66.6
02/26/2017 05:40	8.4	62.39	66.5	8.0	61.63	66.0	5.8	62.17	67.1	5.8	61.73	66.5
02/26/2017 05:50	8.4	62.34	66.5	8.0	61.62	66.0	5.8	62.09	67.1	5.8	61.66	66.5
02/26/2017 06:00	8.4	62.33	66.4	8.0	61.59	65.9	5.8	62.06	67.0	5.8	61.63	66.5
02/26/2017 06:10	8.4	62.32	66.4	8.0	61.52	65.9	5.8	62.02	67.0	5.8	61.63	66.5
02/26/2017 06:20	8.4	62.32	66.3	8.1	61.52	65.9	5.8	62.02	67.0	5.8	61.63	66.5
02/26/2017 06:30	8.4	62.30	66.4	8.0	61.52	65.9	5.8	62.02	67.0	5.8	61.63	66.5
02/26/2017 06:40	8.3	62.26	66.3	8.1	61.49	65.9	5.8	62.00	67.0	5.8	61.62	66.4
02/26/2017 06:50	8.4	62.23	66.2	8.1	61.43	65.8	5.8	61.92	66.9	5.8	61.57	66.4
02/26/2017 07:00	8.3	62.19	66.2	8.1	61.42	65.8	5.8	61.92	66.9	5.8	61.52	66.3
02/26/2017 07:10	8.3	62.13	66.2	8.0	61.42	65.7	5.8	61.92	66.9	5.8	61.43	66.3
02/26/2017 07:20	8.3	62.13	66.2	8.0	61.36	65.7	5.8	61.84	66.9	5.8	61.42	66.3
02/26/2017 07:30	8.4	62.13	66.2	8.0	61.38	65.7	5.8	61.84	66.8	5.8	61.42	66.3
02/26/2017 07:40	8.3	62.14	66.1	8.1	61.42	65.7	5.8	61.92	66.7	5.8	61.47	66.2
02/26/2017 07:50	8.4	62.24	66.2	8.0	61.48	65.7	5.8	61.99	66.7	5.8	61.59	66.2
02/26/2017 08:00	8.3	62.32	66.1	8.0	61.59	65.7	5.8	62.11	66.8	5.8	61.66	66.2
02/26/2017 08:10	8.3	62.45	66.2	8.0	61.75	65.8	5.8	62.25	66.8	5.8	61.85	66.3
02/26/2017 08:20	8.4	62.58	66.3	8.1	61.87	65.8	5.8	62.39	66.9	5.8	61.98	66.3
02/26/2017 08:30	8.3	62.71	66.3	8.0	62.03	65.9	5.8	62.56	66.9	5.8	62.16	66.4
02/26/2017 08:40	8.3	62.88	66.4	8.0	62.22	66.0	5.8	62.76	67.0	5.8	62.33	66.5
02/26/2017 08:50	8.4	63.02	66.5	8.0	62.35	66.1	5.8	62.91	67.1	5.8	62.49	66.6
02/26/2017 09:00	8.4	63.22	66.7	8.0	62.56	66.2	5.8	63.10	67.2	5.8	62.68	66.7
02/26/2017 09:10	8.4	63.37	66.8	8.1	62.71	66.3	5.8	63.25	67.3	5.8	62.84	66.8
02/26/2017 09:20	8.4	63.52	67.0	8.1	62.84	66.5	5.8	63.42	67.4	5.8	63.02	66.9
02/26/2017 09:30	8.4	63.64	67.1	8.0	62.98	66.6	5.8	63.56	67.5	5.8	63.13	67.0
02/26/2017 09:40	8.4	63.80	67.2	8.0	63.17	66.7	5.8	63.71	67.6	5.8	63.30	67.1
02/26/2017 09:50	8.4	63.95	67.3	8.0	63.30	66.9	5.8	63.87	67.7	5.8	63.44	67.3
02/26/2017 10:00	8.4	64.12	67.4	8.0	63.48	66.9	5.8	64.06	67.8	5.8	63.64	67.4
02/26/2017 10:10	8.4	64.29	67.5	8.1	63.66	67.1	5.7	64.25	67.9	5.8	63.81	67.5
02/26/2017 10:20	8.4	64.44	67.7	8.0	63.81	67.2	5.8	64.41	68.1	5.8	63.99	67.6
02/26/2017 10:30	8.3	64.63	67.8	8.1	63.99	67.3	5.8	64.57	68.2	5.8	64.14	67.7
02/26/2017 10:40	8.3	64.77	67.9	8.0	64.11	67.5	5.8	64.73	68.3	5.8	64.30	67.8
02/26/2017 10:50	8.3	64.94	68.1	8.1	64.28	67.6	5.8	64.88	68.5	5.8	64.44	67.9
02/26/2017 11:00	8.4	65.02	68.2	8.0	64.39	67.7	5.8	64.99	68.5	5.8	64.51	68.1
02/26/2017 11:10	8.4	65.14	68.3	8.0	64.51	67.8	5.8	65.09	68.7	5.8	64.66	68.2
02/26/2017 11:20	8.4	65.27	68.4	8.1	64.59	67.9	5.7	65.22	68.7	5.8	64.74	68.3
02/26/2017 11:30	8.4	65.33	68.5	8.0	64.69	68.0	5.8	65.28	68.8	5.8	64.83	68.3
02/26/2017 11:40	8.4	65.41	68.6	8.0	64.78	68.1	5.8	65.38	68.9	5.8	64.94	68.4
02/26/2017 11:50	8.3	65.52	68.6	8.1	64.89	68.2	5.7	65.47	69.0	5.8	65.01	68.5
02/26/2017 12:00	8.4	65.63	68.7	8.0	64.98	68.3	5.7	65.62	69.1	5.8	65.14	68.6
02/26/2017 12:10	8.4	65.75	68.8	8.0	65.14	68.3	5.7	65.74	69.1	5.8	65.31	68.7
02/26/2017 12:20	8.4	65.90	68.9	8.1	65.25	68.5	5.7	65.89	69.3	5.8	65.43	68.7
02/26/2017 12:30	8.4	66.04	69.1	8.0	65.42	68.6	5.7	66.05	69.4	5.8	65.58	68.8
02/26/2017 12:40	8.3	66.16	69.2	8.0	65.55	68.7	5.8	66.17	69.4	5.8	65.75	69.0
02/26/2017 12:50	8.4	66.34	69.3	8.0	65.73	68.8	5.7	66.35	69.6	5.8	65.89	69.1
02/26/2017 13:00	8.4	66.47	69.4	8.0	65.86	68.9	5.7	66.47	69.7	5.8	66.05	69.2
02/26/2017 13:10	8.4	66.62	69.5	8.0	65.98	69.0	5.7	66.62	69.8	5.8	66.17	69.3
02/26/2017 13:20	8.3	66.75	69.6	8.0	66.15	69.1	5.7	66.79	69.9	5.8	66.34	69.4
02/26/2017 13:30	8.3	66.92	69.7	8.0	66.30	69.3	5.7	66.97	70.0	5.8	66.51	69.6
02/26/2017 13:40	8.4	67.09	69.8	8.1	66.50	69.4	5.7	67.18	70.1	5.8	66.71	69.7
02/26/2017 13:50	8.4	67.31	70.0	8.1	66.69	69.5	5.7	67.39	70.2	5.8	66.92	69.8
02/26/2017 14:00	8.4	67.50	70.2	8.0	66.92	69.7	5.7	67.63	70.4	5.8	67.14	70.0

Date/Time	HW9i F	HW9i T	HW9o	HW10i F	HW10i T	HW10o	HW11i F	HW11i T	HW11o	HW12i F	HW12i T	HW12o
02/26/2017 14:10	8.4	67.71	70.3	8.0	67.13	69.9	5.7	67.84	70.5	5.8	67.37	70.1
02/26/2017 14:20	8.4	67.92	70.5	8.1	67.32	70.0	5.7	68.03	70.7	5.8	67.55	70.3
02/26/2017 14:30	8.4	68.09	70.7	8.0	67.50	70.2	5.7	68.20	70.8	5.8	67.72	70.4
02/26/2017 14:40	8.4	68.21	70.8	8.1	67.63	70.3	5.7	68.33	71.0	5.8	67.87	70.5
02/26/2017 14:50	8.4	68.38	70.9	8.1	67.79	70.5	5.7	68.52	71.1	5.8	68.04	70.7
02/26/2017 15:00	8.4	68.56	71.1	8.1	67.97	70.6	5.7	68.68	71.2	5.8	68.21	70.8
02/26/2017 15:10	8.3	68.72	71.2	8.0	68.09	70.7	5.7	68.81	71.4	5.8	68.32	70.9
02/26/2017 15:20	8.4	68.81	71.3	8.0	68.20	70.9	5.7	68.88	71.5	5.8	68.41	71.1
02/26/2017 15:30	8.4	68.88	71.4	8.1	68.24	71.0	5.7	68.92	71.6	5.8	68.44	71.2
02/26/2017 15:40	8.4	68.92	71.5	8.1	68.30	71.1	5.7	68.93	71.7	5.8	68.52	71.2
02/26/2017 15:50	8.4	68.90	71.6	8.1	68.28	71.1	5.7	68.93	71.8	5.8	68.48	71.3
02/26/2017 16:00	8.4	68.78	71.6	8.1	68.14	71.1	5.7	68.78	71.8	5.8	68.33	71.3
02/26/2017 16:10	8.4	68.77	71.6	8.0	68.13	71.2	5.7	68.79	71.8	5.8	68.33	71.4
02/26/2017 16:20	8.3	68.82	71.6	8.0	68.16	71.2	5.7	68.83	71.8	5.8	68.35	71.4
02/26/2017 16:30	8.4	68.83	71.6	8.0	68.14	71.2	5.7	68.83	71.9	5.8	68.33	71.4
02/26/2017 16:40	8.4	68.83	71.6	8.0	68.17	71.2	5.7	68.82	71.8	5.8	68.35	71.4
02/26/2017 16:50	8.4	68.82	71.6	8.0	68.13	71.2	5.7	68.81	71.9	5.8	68.33	71.4
02/26/2017 17:00	8.4	68.71	71.7	8.1	68.04	71.2	5.7	68.66	71.9	5.8	68.23	71.4
02/26/2017 17:10	8.4	68.62	71.6	8.0	67.92	71.2	5.7	68.56	71.9	5.8	68.12	71.4
02/26/2017 17:20	8.4	68.54	71.6	8.0	67.89	71.1	5.7	68.51	71.9	5.8	68.05	71.4
02/26/2017 17:30	8.4	68.44	71.5	8.0	67.81	71.1	5.7	68.43	71.8	5.8	67.98	71.3
02/26/2017 17:40	8.4	68.41	71.5	8.0	67.72	71.1	5.7	68.33	71.8	5.8	67.92	71.3
02/26/2017 17:50	8.3	68.32	71.5	8.0	67.66	71.0	5.7	68.30	71.8	5.8	67.84	71.3
02/26/2017 18:00	8.4	68.20	71.4	8.0	67.56	70.9	5.7	68.16	71.7	5.8	67.70	71.2
02/26/2017 18:10	8.4	68.12	71.3	8.0	67.43	70.9	5.7	68.03	71.7	5.8	67.57	71.2
02/26/2017 18:20	8.3	68.00	71.3	8.0	67.31	70.8	5.7	67.93	71.6	5.8	67.47	71.1
02/26/2017 18:30	8.4	67.91	71.2	8.1	67.22	70.8	5.7	67.83	71.6	5.8	67.39	71.1
02/26/2017 18:40	8.4	67.79	71.1	8.0	67.17	70.7	5.7	67.73	71.4	5.8	67.28	71.0
02/26/2017 18:50	8.4	67.72	71.1	8.0	67.06	70.6	5.7	67.65	71.4	5.8	67.22	70.9
02/26/2017 19:00	8.4	67.71	71.0	8.0	67.01	70.5	5.7	67.61	71.3	5.8	67.19	70.9
02/26/2017 19:10	8.4	67.60	71.0	8.1	66.92	70.5	5.7	67.53	71.3	5.8	67.07	70.8
02/26/2017 19:20	8.4	67.54	70.9	8.0	66.89	70.4	5.7	67.44	71.3	5.8	67.02	70.8
02/26/2017 19:30	8.4	67.45	70.8	8.1	66.82	70.4	5.7	67.40	71.2	5.8	66.94	70.7
02/26/2017 19:40	8.4	67.42	70.7	8.0	66.73	70.3	5.7	67.33	71.2	5.8	66.89	70.7
02/26/2017 19:50	8.3	67.40	70.7	8.0	66.70	70.2	5.7	67.27	71.1	5.8	66.83	70.6
02/26/2017 20:00	8.4	67.34	70.7	8.1	66.67	70.2	5.7	67.23	71.1	5.8	66.83	70.6
02/26/2017 20:10	8.4	67.33	70.6	8.0	66.64	70.1	5.7	67.22	71.0	5.8	66.83	70.6
02/26/2017 20:20	8.4	67.30	70.6	8.1	66.63	70.1	5.7	67.22	71.0	5.8	66.78	70.5
02/26/2017 20:30	8.3	67.22	70.6	8.0	66.56	70.1	5.7	67.11	71.0	5.8	66.69	70.5
02/26/2017 20:40	8.4	67.13	70.6	8.1	66.45	70.0	5.7	67.03	70.9	5.8	66.57	70.4
02/26/2017 20:50	8.4	67.05	70.5	8.1	66.41	70.0	5.7	66.94	70.9	5.8	66.53	70.4
02/26/2017 21:00	8.4	66.97	70.5	8.1	66.28	70.0	5.7	66.87	70.8	5.8	66.47	70.4
02/26/2017 21:10	8.4	66.94	70.4	8.1	66.25	69.9	5.7	66.85	70.8	5.8	66.44	70.3
02/26/2017 21:20	8.4	66.92	70.3	8.1	66.22	69.9	5.7	66.83	70.8	5.8	66.42	70.3
02/26/2017 21:30	8.4	66.92	70.3	8.0	66.24	69.9	5.7	66.84	70.7	5.8	66.44	70.2
02/26/2017 21:40	8.4	66.94	70.3	8.0	66.28	69.8	5.7	66.89	70.7	5.8	66.47	70.2
02/26/2017 21:50	8.4	66.92	70.3	8.1	66.24	69.8	5.7	66.85	70.8	5.8	66.43	70.2
02/26/2017 22:00	8.4	66.92	70.3	8.0	66.25	69.8	5.7	66.87	70.7	5.8	66.43	70.2
02/26/2017 22:10	8.4	66.92	70.3	8.1	66.24	69.8	5.7	66.84	70.7	5.8	66.43	70.2
02/26/2017 22:20	8.4	66.93	70.3	8.0	66.25	69.8	5.7	66.86	70.7	5.8	66.43	70.2
02/26/2017 22:30	8.4	66.94	70.3	8.1	66.27	69.8	5.7	66.89	70.7	5.8	66.45	70.1
02/26/2017 22:40	8.4	66.92	70.3	8.1	66.23	69.8	5.7	66.87	70.7	5.8	66.44	70.1
02/26/2017 22:50	8.4	66.92	70.3	8.1	66.26	69.8	5.7	66.91	70.7	5.8	66.46	70.2
02/26/2017 23:00	8.4	66.94	70.3	8.1	66.29	69.8	5.7	66.92	70.7	5.8	66.50	70.1
02/26/2017 23:10	8.4	66.93	70.2	8.1	66.26	69.8	5.7	66.91	70.7	5.8	66.45	70.2

Date/Time	HW9i F	HW9i T	HW9o	HW10i F	HW10i T	HW10o	HW11i F	HW11i T	HW11o	HW12i F	HW12i T	HW12o
02/26/2017 23:20	8.4	66.92	70.3	8.0	66.25	69.8	5.7	66.92	70.7	5.8	66.48	70.2
02/26/2017 23:30	8.4	66.92	70.3	8.1	66.29	69.8	5.7	66.92	70.7	5.8	66.52	70.2
02/26/2017 23:40	8.4	66.96	70.3	8.1	66.33	69.8	5.7	66.97	70.8	5.8	66.53	70.2
02/26/2017 23:50	8.4	67.03	70.3	8.0	66.42	69.8	5.7	67.03	70.7	5.8	66.61	70.2
02/27/2017 00:00	8.4	67.03	70.3	8.0	66.42	69.8	5.7	67.03	70.7	5.8	66.63	70.3
02/27/2017 00:10	8.4	67.05	70.3	8.0	66.42	69.8	5.7	67.08	70.7	5.8	66.62	70.3
02/27/2017 00:20	8.4	67.10	70.4	8.1	66.50	70.0	5.7	67.12	70.7	5.8	66.70	70.3
02/27/2017 00:30	8.4	67.13	70.4	8.1	66.53	70.0	5.7	67.16	70.8	5.8	66.72	70.3
02/27/2017 00:40	8.4	67.17	70.4	8.1	66.56	70.0	5.7	67.22	70.8	5.8	66.77	70.3
02/27/2017 00:50	8.4	67.24	70.5	8.0	66.62	70.0	5.7	67.28	70.8	5.8	66.83	70.3
02/27/2017 01:00	8.4	67.30	70.5	8.1	66.67	70.0	5.7	67.34	70.9	5.8	66.87	70.4
02/27/2017 01:10	8.4	67.33	70.5	8.0	66.72	70.0	5.7	67.41	70.8	5.8	66.92	70.4
02/27/2017 01:20	8.4	67.41	70.6	8.0	66.74	70.1	5.7	67.42	70.9	5.8	66.94	70.4
02/27/2017 01:30	8.4	67.42	70.6	8.0	66.83	70.1	5.7	67.47	70.9	5.8	67.03	70.4
02/27/2017 01:40	8.4	67.42	70.6	8.1	66.83	70.2	5.7	67.53	71.0	5.8	67.08	70.5
02/27/2017 01:50	8.4	67.49	70.7	8.1	66.91	70.2	5.7	67.62	71.0	5.8	67.13	70.5
02/27/2017 02:00	8.4	67.45	70.7	8.1	66.90	70.2	5.7	67.59	71.0	5.8	67.12	70.5
02/27/2017 02:10	8.4	67.48	70.7	8.1	66.92	70.3	5.7	67.61	71.1	5.8	67.13	70.5
02/27/2017 02:20	8.4	67.49	70.7	8.1	66.91	70.3	5.7	67.62	71.1	5.8	67.13	70.6
02/27/2017 02:30	8.4	67.52	70.7	8.1	66.92	70.3	5.7	67.58	71.0	5.8	67.13	70.6
02/27/2017 02:40	8.4	67.53	70.7	8.1	66.92	70.3	5.7	67.56	71.1	5.8	67.13	70.6
02/27/2017 02:50	8.4	67.53	70.7	8.1	66.92	70.3	5.7	67.61	71.1	5.8	67.13	70.6
02/27/2017 03:00	8.4	67.53	70.7	8.1	66.92	70.3	5.7	67.62	71.1	5.8	67.13	70.6
02/27/2017 03:10	8.4	67.53	70.7	8.0	66.92	70.3	5.7	67.63	71.1	5.8	67.16	70.6
02/27/2017 03:20	8.4	67.53	70.8	8.1	66.92	70.3	5.7	67.58	71.1	5.8	67.14	70.7
02/27/2017 03:30	8.4	67.47	70.7	8.0	66.84	70.3	5.7	67.52	71.1	5.8	67.04	70.6
02/27/2017 03:40	8.4	67.42	70.7	8.1	66.83	70.3	5.7	67.43	71.1	5.8	67.03	70.6
02/27/2017 03:50	8.4	67.42	70.7	8.1	66.78	70.3	5.7	67.42	71.1	5.8	66.97	70.6
02/27/2017 04:00	8.4	67.42	70.7	8.0	66.72	70.2	5.7	67.35	71.1	5.8	66.92	70.6
02/27/2017 04:10	8.4	67.33	70.7	8.0	66.66	70.2	5.7	67.33	71.1	5.8	66.86	70.6
02/27/2017 04:20	8.4	67.29	70.7	8.1	66.63	70.2	5.7	67.31	71.0	5.8	66.86	70.5
02/27/2017 04:30	8.4	67.32	70.7	8.1	66.63	70.2	5.7	67.33	71.0	5.8	66.85	70.5
02/27/2017 04:40	8.4	67.33	70.6	8.1	66.69	70.1	5.7	67.37	71.0	5.8	66.92	70.5
02/27/2017 04:50	8.4	67.33	70.6	8.1	66.70	70.1	5.7	67.38	71.0	5.8	66.92	70.5
02/27/2017 05:00	8.4	67.33	70.6	8.1	66.70	70.1	5.7	67.42	71.0	5.8	66.92	70.5
02/27/2017 05:10	8.4	67.33	70.6	8.1	66.72	70.1	5.7	67.42	71.0	5.8	66.92	70.5
02/27/2017 05:20	8.4	67.33	70.6	8.1	66.72	70.2	5.7	67.37	71.0	5.8	66.91	70.5
02/27/2017 05:30	8.4	67.33	70.6	8.0	66.65	70.1	5.7	67.31	71.0	5.8	66.84	70.5
02/27/2017 05:40	8.4	67.28	70.6	8.0	66.63	70.1	5.7	67.25	71.0	5.8	66.83	70.5
02/27/2017 05:50	8.4	67.22	70.5	8.0	66.57	70.1	5.7	67.22	71.0	5.8	66.77	70.4
02/27/2017 06:00	8.4	67.13	70.5	8.1	66.53	70.1	5.7	67.18	70.9	5.8	66.72	70.4
02/27/2017 06:10	8.4	67.13	70.5	8.1	66.53	70.0	5.7	67.13	70.9	5.8	66.72	70.4
02/27/2017 06:20	8.4	67.08	70.4	8.1	66.43	70.0	5.7	67.06	70.9	5.8	66.64	70.4
02/27/2017 06:30	8.4	67.04	70.5	8.0	66.41	70.0	5.7	67.02	70.8	5.8	66.60	70.4
02/27/2017 06:40	8.4	67.03	70.4	8.0	66.33	70.0	5.7	66.96	70.9	5.8	66.53	70.3
02/27/2017 06:50	8.4	66.99	70.4	8.0	66.30	69.9	5.7	66.92	70.8	5.8	66.53	70.3
02/27/2017 07:00	8.4	66.92	70.3	8.1	66.22	69.9	5.7	66.92	70.8	5.8	66.51	70.3
02/27/2017 07:10	8.3	66.92	70.3	8.1	66.23	69.9	5.7	66.92	70.8	5.9	66.52	70.3
02/27/2017 07:20	8.4	66.93	70.3	8.0	66.27	69.8	5.7	66.94	70.7	5.8	66.52	70.2
02/27/2017 07:30	8.4	67.01	70.4	8.0	66.37	69.9	5.7	67.03	70.7	5.8	66.57	70.2
02/27/2017 07:40	8.4	67.08	70.4	8.1	66.51	69.9	5.7	67.17	70.7	5.8	66.74	70.2
02/27/2017 07:50	8.4	67.24	70.4	8.1	66.65	69.9	5.7	67.32	70.8	5.8	66.88	70.3
02/27/2017 08:00	8.4	67.43	70.5	8.0	66.85	70.0	5.7	67.55	70.9	5.8	67.10	70.3
02/27/2017 08:10	8.4	67.66	70.6	8.1	67.07	70.1	5.7	67.77	70.9	5.8	67.31	70.4
02/27/2017 08:20	8.4	67.81	70.7	8.1	67.25	70.2	5.7	67.95	71.0	5.8	67.51	70.5

Date/Time	HW9i F	HW9i T	HW9o	HW10i F	HW10i T	HW10o	HW11i F	HW11i T	HW11o	HW12i F	HW12i T	HW12o
02/27/2017 08:30	8.4	67.99	70.8	8.1	67.43	70.4	5.7	68.13	71.1	5.8	67.65	70.7
02/27/2017 08:40	8.4	68.17	70.9	8.0	67.61	70.4	5.7	68.31	71.2	5.8	67.88	70.7
02/27/2017 08:50	8.4	68.41	71.1	8.1	67.85	70.6	5.7	68.56	71.3	5.8	68.13	70.9
02/27/2017 09:00	8.4	68.63	71.2	8.1	68.06	70.8	5.7	68.81	71.4	5.8	68.34	71.0
02/27/2017 09:10	8.4	68.89	71.4	8.1	68.33	70.9	5.7	69.08	71.6	5.8	68.59	71.2
02/27/2017 09:20	8.4	69.11	71.5	8.1	68.55	71.1	5.7	69.31	71.8	5.8	68.82	71.3
02/27/2017 09:30	8.4	69.32	71.7	8.1	68.76	71.3	5.7	69.54	72.0	5.8	69.02	71.5
02/27/2017 09:40	8.4	69.56	71.9	8.1	69.01	71.4	5.7	69.81	72.1	5.8	69.31	71.6
02/27/2017 09:50	8.4	69.84	72.1	8.0	69.33	71.7	5.7	70.14	72.3	5.8	69.59	71.8
02/27/2017 10:00	8.4	70.11	72.3	8.0	69.59	71.8	5.7	70.41	72.4	5.8	69.89	72.0
02/27/2017 10:10	8.4	70.40	72.5	8.1	69.91	72.0	5.7	70.72	72.6	5.8	70.22	72.1
02/27/2017 10:20	8.3	70.68	72.8	8.1	70.19	72.3	5.7	71.06	72.9	5.8	70.53	72.3
02/27/2017 10:30	8.3	71.04	73.0	8.1	70.58	72.5	5.7	71.42	73.1	5.8	70.91	72.6
02/27/2017 10:40	8.3	71.28	73.2	8.1	70.79	72.8	5.7	71.69	73.3	5.8	71.15	72.8
02/27/2017 10:50	8.3	71.50	73.5	8.1	71.03	73.0	5.7	71.94	73.5	5.8	71.37	73.1
02/27/2017 11:00	8.3	71.84	73.7	8.1	71.41	73.2	5.7	72.36	73.6	5.8	71.81	73.3
02/27/2017 11:10	8.3	72.09	73.9	8.1	71.64	73.4	5.7	72.59	73.9	5.8	72.04	73.5
02/27/2017 11:20	8.3	72.36	74.1	8.1	71.96	73.7	5.7	72.96	74.1	5.8	72.41	73.7
02/27/2017 11:30	8.3	72.71	74.4	8.1	72.33	73.9	5.7	73.32	74.3	5.9	72.75	73.9
02/27/2017 11:40	8.3	73.05	74.7	8.1	72.70	74.2	5.7	73.70	74.6	5.9	73.15	74.2
02/27/2017 11:50	8.3	73.42	74.9	8.1	73.11	74.5	5.7	74.08	74.8	5.9	73.55	74.4
02/27/2017 12:00	8.3	73.67	75.2	8.1	73.33	74.7	5.7	74.32	75.1	5.8	73.77	74.6
02/27/2017 12:10	8.3	73.98	75.5	8.1	73.64	75.0	5.7	74.65	75.3	5.8	74.07	75.0
02/27/2017 12:20	8.3	74.31	75.7	8.1	73.95	75.2	5.7	74.93	75.6	5.9	74.35	75.1
02/27/2017 12:30	8.3	74.55	76.0	8.0	74.19	75.5	5.7	75.20	75.8	5.9	74.61	75.4
02/27/2017 12:40	8.3	74.77	76.2	8.1	74.45	75.7	5.7	75.49	76.0	5.9	74.88	75.6
02/27/2017 12:50	8.3	75.13	76.4	8.1	74.83	76.0	5.7	75.83	76.3	5.8	75.25	75.9
02/27/2017 13:00	8.3	75.31	76.7	8.1	74.97	76.2	5.7	76.02	76.5	5.9	75.44	76.1
02/27/2017 13:10	8.3	75.53	76.9	8.1	75.23	76.5	5.7	76.28	76.7	5.9	75.70	76.3
02/27/2017 13:20	8.3	75.78	77.1	8.1	75.48	76.6	5.7	76.58	76.9	5.9	76.00	76.6
02/27/2017 13:30	8.3	76.10	77.3	8.1	75.83	76.9	5.7	76.90	77.2	5.9	76.29	76.8
02/27/2017 13:40	8.3	76.34	77.6	8.1	76.04	77.1	5.7	77.11	77.3	5.9	76.52	77.0
02/27/2017 13:50	8.3	76.54	77.8	8.1	76.23	77.3	5.7	77.34	77.6	5.9	76.72	77.2
02/27/2017 14:00	8.3	76.81	78.0	8.1	76.51	77.6	5.7	77.60	77.8	5.9	77.00	77.4
02/27/2017 14:10	8.3	77.02	78.2	8.1	76.74	77.8	5.7	77.86	78.0	5.9	77.25	77.6
02/27/2017 14:20	8.3	77.23	78.4	8.1	76.93	77.9	5.7	78.03	78.2	5.9	77.43	77.8
02/27/2017 14:30	8.3	77.37	78.6	8.1	77.06	78.2	5.7	78.23	78.4	5.9	77.62	78.1
02/27/2017 14:40	8.3	77.62	78.8	8.1	77.28	78.4	5.7	78.41	78.6	5.9	77.78	78.2
02/27/2017 14:50	8.3	77.77	78.9	8.1	77.46	78.5	5.7	78.59	78.7	5.9	77.98	78.4
02/27/2017 15:00	8.3	77.98	79.1	8.1	77.64	78.7	5.7	78.75	78.9	5.9	78.08	78.6
02/27/2017 15:10	8.3	78.10	79.3	8.1	77.74	78.9	5.7	78.89	79.1	5.9	78.24	78.7
02/27/2017 15:20	8.3	78.21	79.5	8.1	77.85	79.0	5.7	79.03	79.2	5.9	78.40	78.9
02/27/2017 15:30	8.3	78.40	79.6	8.1	78.03	79.2	5.7	79.16	79.4	5.9	78.52	79.1
02/27/2017 15:40	8.3	78.56	79.8	8.1	78.16	79.3	5.7	79.33	79.5	5.9	78.67	79.2
02/27/2017 15:50	8.3	78.68	79.9	8.1	78.24	79.4	5.7	79.41	79.6	5.9	78.72	79.3
02/27/2017 16:00	8.3	78.72	80.0	8.1	78.30	79.6	5.7	79.42	79.8	5.9	78.75	79.4
02/27/2017 16:10	8.3	78.80	80.1	8.1	78.38	79.7	5.7	79.54	79.9	5.9	78.88	79.5
02/27/2017 16:20	8.3	78.87	80.2	8.1	78.42	79.8	5.7	79.62	80.0	5.9	78.92	79.6
02/27/2017 16:30	8.3	78.84	80.3	8.1	78.36	79.8	5.7	79.35	80.1	5.9	78.77	79.7
02/27/2017 16:40	8.3	78.83	80.3	8.1	78.24	79.9	5.7	79.17	80.1	5.9	78.65	79.7
02/27/2017 16:50	8.3	78.78	80.3	8.1	78.17	79.8	5.7	79.09	80.1	5.9	78.54	79.8
02/27/2017 17:00	8.3	78.72	80.3	8.1	78.13	79.9	5.7	79.02	80.1	5.9	78.50	79.8
02/27/2017 17:10	8.3	78.63	80.3	8.1	78.08	79.8	5.7	78.94	80.1	5.9	78.42	79.7
02/27/2017 17:20	8.3	78.55	80.3	8.1	77.97	79.8	5.7	78.86	80.1	5.9	78.36	79.7
02/27/2017 17:30	8.3	78.44	80.3	8.1	77.91	79.8	5.7	78.79	80.1	5.9	78.27	79.7

Date/Time	HW9i F	HW9i T	HW9o	HW10i F	HW10i T	HW10o	HW11i F	HW11i T	HW11o	HW12i F	HW12i T	HW12o
02/27/2017 17:40	8.3	78.41	80.3	8.1	77.83	79.7	5.7	78.70	80.1	5.9	78.19	79.7
02/27/2017 17:50	8.3	78.30	80.2	8.1	77.73	79.7	5.7	78.62	80.0	5.9	78.08	79.7
02/27/2017 18:00	8.3	78.22	80.2	8.1	77.68	79.7	5.7	78.53	80.0	5.9	78.02	79.6
02/27/2017 18:10	8.3	78.12	80.1	8.1	77.56	79.7	5.7	78.38	80.0	5.9	77.87	79.6
02/27/2017 18:20	8.3	77.95	80.0	8.1	77.38	79.6	5.7	78.19	79.9	5.9	77.68	79.5
02/27/2017 18:30	8.3	77.75	79.9	8.1	77.19	79.5	5.7	77.99	79.8	5.9	77.50	79.4
02/27/2017 18:40	8.3	77.60	79.8	8.1	77.02	79.3	5.7	77.84	79.8	5.9	77.32	79.4
02/27/2017 18:50	8.3	77.47	79.7	8.1	76.87	79.2	5.7	77.67	79.7	5.9	77.17	79.3
02/27/2017 19:00	8.3	77.30	79.5	8.1	76.72	79.1	5.7	77.54	79.5	5.9	77.02	79.2
02/27/2017 19:10	8.3	77.16	79.4	8.1	76.59	79.0	5.7	77.36	79.5	5.9	76.89	79.1
02/27/2017 19:20	8.3	77.02	79.4	8.1	76.43	78.9	5.7	77.25	79.4	5.9	76.71	79.0
02/27/2017 19:30	8.3	76.91	79.3	8.1	76.32	78.8	5.7	77.12	79.3	5.9	76.61	78.9
02/27/2017 19:40	8.3	76.76	79.2	8.1	76.19	78.7	5.7	76.96	79.2	5.9	76.47	78.8
02/27/2017 19:50	8.3	76.69	79.0	8.1	76.07	78.6	5.7	76.88	79.1	5.9	76.34	78.7
02/27/2017 20:00	8.3	76.55	79.0	8.1	75.96	78.5	5.7	76.73	79.1	5.9	76.22	78.6
02/27/2017 20:10	8.3	76.43	78.9	8.1	75.85	78.4	5.7	76.63	79.0	5.9	76.16	78.5
02/27/2017 20:20	8.3	76.40	78.8	8.1	75.79	78.3	5.7	76.59	78.9	5.9	76.08	78.4
02/27/2017 20:30	8.3	76.28	78.7	8.1	75.68	78.3	5.7	76.46	78.8	5.9	75.95	78.3
02/27/2017 20:40	8.3	76.22	78.6	8.1	75.63	78.2	5.7	76.42	78.7	5.9	75.92	78.3
02/27/2017 20:50	8.3	76.14	78.6	8.1	75.57	78.1	5.7	76.33	78.6	5.9	75.85	78.3
02/27/2017 21:00	8.3	76.05	78.5	8.1	75.48	78.1	5.7	76.23	78.6	5.9	75.76	78.2
02/27/2017 21:10	8.3	76.02	78.5	8.1	75.42	78.0	5.7	76.22	78.6	5.9	75.70	78.1
02/27/2017 21:20	8.3	75.95	78.4	8.1	75.34	78.0	5.7	76.15	78.5	5.9	75.63	78.0
02/27/2017 21:30	8.3	75.92	78.4	8.1	75.33	77.9	5.7	76.13	78.5	5.9	75.59	78.0
02/27/2017 21:40	8.3	75.87	78.3	8.1	75.33	77.9	5.7	76.06	78.4	5.9	75.52	78.0
02/27/2017 21:50	8.3	75.83	78.3	8.1	75.25	77.8	5.7	76.03	78.3	5.9	75.52	77.9
02/27/2017 22:00	8.3	75.80	78.3	8.1	75.22	77.8	5.7	75.98	78.3	5.9	75.52	77.9
02/27/2017 22:10	8.3	75.74	78.2	8.1	75.21	77.7	5.7	75.94	78.3	5.9	75.47	77.8
02/27/2017 22:20	8.3	75.72	78.2	8.1	75.14	77.7	5.7	75.92	78.3	5.9	75.42	77.8
02/27/2017 22:30	8.3	75.72	78.2	8.1	75.14	77.7	5.7	75.89	78.3	5.9	75.39	77.8
02/27/2017 22:40	8.3	75.67	78.2	8.1	75.06	77.7	5.7	75.82	78.2	5.9	75.31	77.8
02/27/2017 22:50	8.3	75.62	78.1	8.1	75.02	77.6	5.7	75.81	78.2	5.9	75.26	77.7
02/27/2017 23:00	8.3	75.61	78.1	8.1	74.98	77.6	5.7	75.76	78.2	5.9	75.22	77.7
02/27/2017 23:10	8.3	75.58	78.0	8.1	74.94	77.6	5.7	75.72	78.2	5.9	75.22	77.6
02/27/2017 23:20	8.3	75.58	78.0	8.1	74.98	77.5	5.7	75.77	78.1	5.9	75.23	77.6
02/27/2017 23:30	8.3	75.62	78.0	8.1	75.02	77.6	5.7	75.82	78.2	5.9	75.26	77.6
02/27/2017 23:40	8.3	75.64	78.0	8.1	75.04	77.5	5.7	75.82	78.1	5.9	75.32	77.6
02/27/2017 23:50	8.3	75.67	78.0	8.1	75.06	77.6	5.7	75.83	78.1	5.9	75.32	77.6
02/28/2017 00:00	8.3	75.65	78.0	8.1	75.05	77.6	5.7	75.83	78.1	5.9	75.33	77.6
02/28/2017 00:10	8.3	75.66	78.0	8.1	75.03	77.6	5.7	75.83	78.1	5.9	75.32	77.6
02/28/2017 00:20	8.3	75.57	78.0	8.1	74.95	77.6	5.7	75.74	78.2	5.9	75.22	77.6
02/28/2017 00:30	8.3	75.55	78.0	8.1	74.95	77.5	5.7	75.75	78.1	5.9	75.23	77.6
02/28/2017 00:40	8.3	75.58	78.0	8.1	74.98	77.5	5.7	75.77	78.1	5.9	75.22	77.6
02/28/2017 00:50	8.3	75.53	78.0	8.1	74.93	77.5	5.7	75.73	78.0	5.9	75.22	77.6
02/28/2017 01:00	8.3	75.53	78.0	8.1	74.92	77.5	5.7	75.72	78.1	5.9	75.22	77.6
02/28/2017 01:10	8.3	75.52	78.0	8.1	74.92	77.5	5.7	75.67	78.1	5.9	75.20	77.6
02/28/2017 01:20	8.3	75.47	77.9	8.1	74.92	77.5	5.7	75.63	78.0	5.9	75.15	77.6
02/28/2017 01:30	8.3	75.43	77.9	8.1	74.91	77.5	5.7	75.63	78.0	5.9	75.13	77.5
02/28/2017 01:40	8.3	75.42	77.9	8.1	74.85	77.4	5.7	75.62	78.0	5.9	75.13	77.6
02/28/2017 01:50	8.3	75.40	77.9	8.1	74.83	77.4	5.7	75.59	78.0	5.9	75.10	77.5
02/28/2017 02:00	8.3	75.39	77.9	8.1	74.83	77.4	5.7	75.61	78.0	5.9	75.11	77.5
02/28/2017 02:10	8.3	75.44	77.9	8.1	74.90	77.4	5.7	75.67	78.0	5.9	75.18	77.5
02/28/2017 02:20	8.3	75.52	77.9	8.1	74.92	77.4	5.7	75.72	78.0	5.9	75.22	77.5
02/28/2017 02:30	8.3	75.52	77.9	8.1	74.92	77.4	5.7	75.72	78.0	5.9	75.22	77.6
02/28/2017 02:40	8.3	75.52	77.9	8.1	74.92	77.5	5.7	75.68	78.0	5.9	75.21	77.5

Date/Time	HW9i F	HW9i T	HW9o	HW10i F	HW10i T	HW10o	HW11i F	HW11i T	HW11o	HW12i F	HW12i T	HW12o
02/28/2017 02:50	8.3	75.48	77.9	8.1	74.92	77.5	5.7	75.66	78.0	5.9	75.17	77.5
02/28/2017 03:00	8.3	75.49	77.9	8.1	74.92	77.5	5.7	75.65	78.0	5.9	75.17	77.5
02/28/2017 03:10	8.3	75.44	77.9	8.1	74.92	77.5	5.7	75.63	78.0	5.9	75.13	77.5
02/28/2017 03:20	8.3	75.51	77.9	8.1	74.92	77.5	5.7	75.67	78.0	5.9	75.20	77.5
02/28/2017 03:30	8.3	75.47	77.9	8.1	74.92	77.5	5.7	75.63	78.0	5.9	75.16	77.5
02/28/2017 03:40	8.3	75.43	77.9	8.1	74.89	77.4	5.7	75.63	78.0	5.9	75.13	77.5
02/28/2017 03:50	8.3	75.39	77.9	8.1	74.83	77.4	5.7	75.56	78.0	5.9	75.09	77.5
02/28/2017 04:00	8.3	75.33	77.9	8.1	74.74	77.4	5.7	75.52	78.0	5.9	75.02	77.5
02/28/2017 04:10	8.3	75.32	77.9	8.1	74.69	77.4	5.7	75.46	78.0	5.9	74.93	77.5
02/28/2017 04:20	8.3	75.31	77.8	8.1	74.66	77.3	5.7	75.43	77.9	5.9	74.92	77.5
02/28/2017 04:30	8.3	75.32	77.8	8.1	74.70	77.3	5.7	75.48	77.9	5.9	74.93	77.4
02/28/2017 04:40	8.3	75.33	77.8	8.1	74.72	77.3	5.6	75.52	77.9	5.9	74.97	77.4
02/28/2017 04:50	8.3	75.33	77.8	8.1	74.72	77.3	5.7	75.52	77.9	5.9	75.03	77.4
02/28/2017 05:00	8.3	75.33	77.8	8.1	74.81	77.3	5.7	75.54	77.9	5.9	75.03	77.4
02/28/2017 05:10	8.3	75.35	77.8	8.1	74.82	77.3	5.7	75.59	78.0	5.9	75.09	77.4
02/28/2017 05:20	8.3	75.41	77.8	8.1	74.83	77.4	5.7	75.63	77.9	5.9	75.13	77.4
02/28/2017 05:30	8.3	75.42	77.8	8.1	74.83	77.4	5.7	75.63	78.0	5.9	75.13	77.4
02/28/2017 05:40	8.3	75.42	77.9	8.1	74.86	77.4	5.7	75.63	78.0	5.9	75.13	77.4
02/28/2017 05:50	8.3	75.44	77.9	8.1	74.92	77.4	5.7	75.66	78.0	5.9	75.18	77.4
02/28/2017 06:00	8.3	75.51	77.9	8.1	74.92	77.4	5.6	75.72	78.0	5.9	75.22	77.5
02/28/2017 06:10	8.3	75.52	77.9	8.1	74.92	77.4	5.6	75.72	78.0	5.9	75.22	77.5
02/28/2017 06:20	8.3	75.53	77.9	8.1	74.92	77.5	5.6	75.82	78.0	5.9	75.22	77.5
02/28/2017 06:30	8.3	75.59	78.0	8.1	74.99	77.5	5.6	75.82	78.1	5.9	75.28	77.5
02/28/2017 06:40	8.3	75.63	78.0	8.1	75.03	77.5	5.7	75.83	78.1	5.9	75.33	77.6
02/28/2017 06:50	8.3	75.68	78.0	8.1	75.08	77.5	5.6	75.83	78.1	5.9	75.34	77.6
02/28/2017 07:00	8.3	75.72	78.0	8.1	75.13	77.5	5.6	75.90	78.1	5.9	75.42	77.6
02/28/2017 07:10	8.3	75.72	78.0	8.1	75.14	77.6	5.6	75.92	78.1	5.9	75.43	77.6
02/28/2017 07:20	8.3	75.78	78.1	8.1	75.22	77.6	5.6	76.01	78.2	5.9	75.52	77.7
02/28/2017 07:30	8.3	75.85	78.1	8.1	75.32	77.6	5.6	76.08	78.2	5.9	75.55	77.7
02/28/2017 07:40	8.3	75.95	78.2	8.1	75.36	77.7	5.6	76.18	78.3	5.9	75.67	77.8
02/28/2017 07:50	8.3	76.03	78.2	8.1	75.48	77.8	5.6	76.26	78.3	5.9	75.77	77.8
02/28/2017 08:00	8.3	76.15	78.3	8.1	75.58	77.8	5.6	76.40	78.3	5.9	75.89	77.9
02/28/2017 08:10	8.3	76.30	78.3	8.1	75.72	77.9	5.6	76.58	78.4	5.9	76.02	77.9
02/28/2017 08:20	8.3	76.42	78.5	8.1	75.88	78.0	5.6	76.69	78.5	5.9	76.19	78.1
02/28/2017 08:30	8.3	76.58	78.5	8.1	76.02	78.1	5.6	76.88	78.6	5.9	76.31	78.1
02/28/2017 08:40	8.3	76.71	78.7	8.1	76.17	78.2	5.6	77.01	78.7	5.9	76.50	78.2
02/28/2017 08:50	8.3	76.86	78.8	8.1	76.32	78.3	5.6	77.16	78.8	5.9	76.63	78.3
02/28/2017 09:00	8.3	76.95	78.9	8.1	76.43	78.4	5.6	77.29	78.9	5.9	76.74	78.4
02/28/2017 09:10	8.3	77.11	79.0	8.1	76.61	78.5	5.6	77.46	79.0	5.9	76.94	78.5
02/28/2017 09:20	8.3	77.33	79.1	8.1	76.81	78.7	5.6	77.66	79.1	5.9	77.14	78.6
02/28/2017 09:30	8.3	77.49	79.3	8.1	76.97	78.8	5.6	77.83	79.2	5.9	77.31	78.8
02/28/2017 09:40	8.3	77.67	79.4	8.1	77.16	78.9	5.6	78.03	79.4	5.9	77.50	78.9
02/28/2017 09:50	8.3	77.92	79.5	8.1	77.43	79.1	5.6	78.33	79.5	5.9	77.77	79.0
02/28/2017 10:00	8.3	78.14	79.7	8.1	77.65	79.2	5.6	78.55	79.6	5.9	78.01	79.2
02/28/2017 10:10	8.3	78.37	79.9	8.1	77.85	79.4	5.6	78.74	79.8	5.9	78.22	79.3
02/28/2017 10:20	8.3	78.61	80.1	8.1	78.08	79.6	5.6	79.00	79.9	5.9	78.44	79.5
02/28/2017 10:30	8.3	78.81	80.3	8.1	78.29	79.7	5.6	79.23	80.1	5.9	78.64	79.7
02/28/2017 10:40	8.3	79.05	80.4	8.1	78.51	80.0	5.6	79.50	80.3	5.9	78.91	79.9
02/28/2017 10:50	8.3	79.32	80.6	8.1	78.81	80.2	5.6	79.83	80.4	5.9	79.23	80.0
02/28/2017 11:00	8.3	79.58	80.8	8.1	79.07	80.4	5.6	80.09	80.6	5.9	79.49	80.3
02/28/2017 11:10	8.3	79.89	81.0	8.1	79.40	80.6	5.6	80.43	80.8	5.9	79.82	80.4
02/28/2017 11:20	8.3	80.17	81.3	8.1	79.67	80.8	5.6	80.70	81.0	5.9	80.11	80.6
02/28/2017 11:30	8.3	80.42	81.5	8.1	79.92	81.0	5.6	80.95	81.2	5.9	80.35	80.8
02/28/2017 11:40	8.3	80.69	81.7	8.1	80.21	81.2	5.6	81.23	81.5	5.9	80.63	81.1
02/28/2017 11:50	8.3	81.02	81.9	8.1	80.55	81.5	5.6	81.60	81.6	5.9	81.01	81.3

Date/Time	HW9i F	HW9i T	HW9o	HW10i F	HW10i T	HW10o	HW11i F	HW11i T	HW11o	HW12i F	HW12i T	HW12o
02/28/2017 12:00	8.3	81.29	82.2	8.1	80.85	81.7	5.6	81.89	81.9	5.9	81.28	81.5
02/28/2017 12:10	8.3	81.57	82.4	8.1	81.10	81.9	5.6	82.14	82.1	5.9	81.56	81.7
02/28/2017 12:20	8.3	81.83	82.7	8.1	81.36	82.2	5.6	82.42	82.4	5.9	81.83	81.9
02/28/2017 12:30	8.3	82.09	82.9	8.1	81.63	82.4	5.6	82.69	82.6	5.9	82.09	82.2
02/28/2017 12:40	8.3	82.28	83.1	8.1	81.79	82.6	5.6	82.82	82.8	5.9	82.22	82.4
02/28/2017 12:50	8.3	82.51	83.3	8.1	82.05	82.8	5.6	83.13	82.9	5.9	82.52	82.6
02/28/2017 13:00	8.3	82.72	83.5	8.1	82.26	83.0	5.6	83.28	83.1	5.9	82.72	82.7
02/28/2017 13:10	8.3	82.85	83.7	8.1	82.34	83.2	5.6	83.38	83.3	5.9	82.79	82.9
02/28/2017 13:20	8.3	83.01	83.8	8.1	82.50	83.3	5.6	83.55	83.5	5.9	82.96	83.1
02/28/2017 13:30	8.3	83.08	83.9	8.1	82.61	83.5	5.6	83.65	83.6	5.9	83.08	83.3
02/28/2017 13:40	8.3	83.26	84.0	8.1	82.74	83.7	5.6	83.79	83.8	5.9	83.20	83.4
02/28/2017 13:50	8.3	83.32	84.2	8.1	82.80	83.8	5.6	83.85	83.9	5.9	83.25	83.5
02/28/2017 14:00	8.3	83.39	84.4	8.1	82.88	83.8	5.6	83.91	84.0	5.9	83.33	83.6
02/28/2017 14:10	8.3	83.44	84.4	8.1	82.97	83.9	5.6	83.96	84.1	5.9	83.40	83.8
02/28/2017 14:20	8.3	83.45	84.5	8.1	83.00	84.0	5.6	83.97	84.2	5.9	83.42	83.8
02/28/2017 14:30	8.3	83.53	84.6	8.1	83.03	84.1	5.6	84.03	84.3	5.9	83.47	83.8
02/28/2017 14:40	8.3	83.60	84.6	8.1	83.11	84.2	5.6	84.11	84.3	5.9	83.53	83.9
02/28/2017 14:50	8.3	83.69	84.8	8.1	83.20	84.3	5.6	84.23	84.4	5.9	83.66	84.0
02/28/2017 15:00	8.3	83.79	84.8	8.1	83.30	84.3	5.6	84.32	84.5	5.9	83.76	84.1
02/28/2017 15:10	8.3	83.83	84.9	8.1	83.42	84.4	5.6	84.39	84.6	5.9	83.83	84.2
02/28/2017 15:20	8.3	83.90	85.0	8.1	83.42	84.5	5.6	84.42	84.6	5.9	83.83	84.3
02/28/2017 15:30	8.3	83.92	85.1	8.1	83.42	84.6	5.6	84.42	84.7	5.9	83.83	84.3
02/28/2017 15:40	8.3	83.92	85.1	8.1	83.42	84.6	5.6	84.42	84.8	5.9	83.85	84.4
02/28/2017 15:50	8.3	83.92	85.1	8.1	83.43	84.6	5.6	84.42	84.8	5.9	83.86	84.4
02/28/2017 16:00	8.3	83.92	85.2	8.1	83.43	84.7	5.6	84.42	84.8	5.9	83.85	84.5
02/28/2017 16:10	8.3	83.99	85.2	8.1	83.50	84.7	5.6	84.52	84.9	5.9	83.93	84.5
02/28/2017 16:20	8.3	84.10	85.2	8.1	83.62	84.8	5.6	84.67	85.0	5.9	84.06	84.6
02/28/2017 16:30	8.3	84.19	85.3	8.1	83.75	84.9	5.6	84.72	85.0	5.9	84.17	84.6
02/28/2017 16:40	8.3	84.22	85.4	8.1	83.73	84.9	5.6	84.72	85.1	5.9	84.19	84.7
02/28/2017 16:50	8.3	84.21	85.4	8.1	83.73	84.9	5.6	84.72	85.1	5.9	84.13	84.7
02/28/2017 17:00	8.3	84.13	85.5	8.1	83.65	85.0	5.6	84.66	85.1	5.9	84.06	84.7
02/28/2017 17:10	8.3	84.10	85.4	8.1	83.60	85.0	5.6	84.57	85.1	5.9	83.99	84.8
02/28/2017 17:20	8.3	84.03	85.4	8.1	83.53	85.0	5.6	84.52	85.1	5.9	83.92	84.8
02/28/2017 17:30	8.3	84.00	85.4	8.1	83.49	85.0	5.6	84.47	85.2	5.9	83.89	84.7
02/28/2017 17:40	8.3	84.00	85.4	8.1	83.45	84.9	5.6	84.42	85.2	5.9	83.85	84.7
02/28/2017 17:50	8.3	83.93	85.3	8.1	83.43	84.9	5.6	84.38	85.1	5.9	83.83	84.7
02/28/2017 18:00	8.3	83.91	85.4	8.1	83.42	84.9	5.6	84.33	85.1	5.9	83.81	84.7
02/28/2017 18:10	8.3	83.80	85.3	8.1	83.27	84.8	5.6	84.23	85.1	5.9	83.66	84.7
02/28/2017 18:20	8.3	83.68	85.3	8.1	83.14	84.8	5.6	84.07	85.1	5.9	83.50	84.7
02/28/2017 18:30	8.3	83.51	85.3	8.1	82.99	84.7	5.6	83.91	85.0	5.9	83.38	84.7
02/28/2017 18:40	8.3	83.37	85.1	8.1	82.78	84.7	5.6	83.72	84.9	5.9	83.17	84.5
02/28/2017 18:50	8.3	83.17	85.0	8.1	82.61	84.6	5.6	83.55	84.8	5.9	83.01	84.5
02/28/2017 19:00	8.3	83.03	84.9	8.1	82.47	84.5	5.6	83.40	84.8	5.9	82.85	84.3
02/28/2017 19:10	8.3	83.00	84.8	8.1	82.36	84.3	5.6	83.33	84.6	5.9	82.73	84.3
02/28/2017 19:20	8.3	82.94	84.8	8.1	82.33	84.3	5.6	83.32	84.6	5.9	82.72	84.2
02/28/2017 19:30	8.3	82.92	84.7	8.1	82.33	84.2	5.6	83.25	84.6	5.9	82.72	84.1
02/28/2017 19:40	8.3	82.83	84.7	8.1	82.27	84.2	5.6	83.22	84.5	5.9	82.67	84.1
02/28/2017 19:50	8.3	82.82	84.6	8.1	82.22	84.1	5.6	83.21	84.5	5.9	82.63	84.0
02/28/2017 20:00	8.3	82.81	84.6	8.1	82.23	84.1	5.6	83.20	84.4	5.9	82.64	84.0
02/28/2017 20:10	8.3	82.81	84.5	8.1	82.28	84.1	5.6	83.22	84.4	5.9	82.69	84.0
02/28/2017 20:20	8.3	82.85	84.5	8.1	82.29	84.1	5.6	83.24	84.4	5.9	82.72	84.0
02/28/2017 20:30	8.3	82.88	84.5	8.1	82.33	84.0	5.6	83.25	84.4	5.9	82.72	84.0
02/28/2017 20:40	8.3	82.79	84.5	8.1	82.23	84.1	5.6	83.18	84.4	5.9	82.65	84.0
02/28/2017 20:50	8.3	82.72	84.5	8.1	82.13	84.1	5.6	83.09	84.4	5.8	82.55	83.9
02/28/2017 21:00	8.3	82.64	84.5	8.1	82.05	84.0	5.6	82.98	84.4	5.9	82.44	83.9

Date/Time	HW9i F	HW9i T	HW9o	HW10i F	HW10i T	HW10o	HW11i F	HW11i T	HW11o	HW12i F	HW12i T	HW12o
02/28/2017 21:10	8.3	82.55	84.4	8.1	82.02	84.0	5.6	82.92	84.4	5.9	82.34	83.9
02/28/2017 21:20	8.3	82.49	84.4	8.1	81.92	83.9	5.6	82.85	84.3	5.9	82.33	83.8
02/28/2017 21:30	8.3	82.42	84.4	8.1	81.83	83.9	5.6	82.78	84.3	5.9	82.23	83.8
02/28/2017 21:40	8.3	82.33	84.3	8.1	81.77	83.8	5.6	82.72	84.2	5.9	82.14	83.8
02/28/2017 21:50	8.3	82.33	84.2	8.1	81.70	83.8	5.6	82.63	84.1	5.9	82.08	83.7
02/28/2017 22:00	8.3	82.24	84.2	8.1	81.63	83.7	5.6	82.60	84.1	5.9	82.03	83.7
02/28/2017 22:10	8.3	82.22	84.1	8.1	81.63	83.7	5.6	82.58	84.0	5.9	82.03	83.6
02/28/2017 22:20	8.3	82.28	84.1	8.1	81.63	83.7	5.6	82.63	84.0	5.9	82.03	83.6
02/28/2017 22:30	8.3	82.27	84.1	8.1	81.63	83.6	5.6	82.63	84.0	5.9	82.03	83.6
02/28/2017 22:40	8.3	82.32	84.1	8.1	81.70	83.6	5.6	82.63	84.0	5.9	82.11	83.6
02/28/2017 22:50	8.3	82.32	84.1	8.1	81.72	83.6	5.6	82.63	84.0	5.9	82.12	83.6
02/28/2017 23:00	8.3	82.30	84.1	8.1	81.71	83.6	5.6	82.68	84.0	5.9	82.10	83.6
02/28/2017 23:10	8.3	82.33	84.1	8.1	81.74	83.6	5.6	82.72	84.0	5.9	82.13	83.6
02/28/2017 23:20	8.3	82.33	84.1	8.1	81.73	83.7	5.6	82.71	84.0	5.9	82.13	83.6
02/28/2017 23:30	8.3	82.33	84.1	8.1	81.78	83.7	5.6	82.72	84.0	5.9	82.15	83.6
02/28/2017 23:40	8.3	82.33	84.2	8.1	81.74	83.7	5.6	82.70	84.0	5.9	82.13	83.6
02/28/2017 23:50	8.3	82.33	84.1	8.1	81.75	83.7	5.6	82.72	84.0	5.9	82.13	83.6
03/01/2017 00:00	8.3	82.30	84.1	8.1	81.70	83.7	5.6	82.64	84.0	5.9	82.11	83.6

Date/Time	HW13i F	HW13i T	HW13o	HW14i F	HW14i T	HW14o	HW15i F	HW15i T	HW15o	HW16i F	HW16i T	HW16o
02/01/2017 00:00	5.8	66.83	68.8	5.9	66.80	68.5	5.6	66.72	67.1	5.6	66.59	67.1
02/01/2017 00:10	5.8	66.83	68.8	5.9	66.75	68.6	5.6	66.72	67.0	5.6	66.55	67.1
02/01/2017 00:20	5.8	66.80	68.7	5.9	66.71	68.5	5.6	66.70	67.0	5.6	66.50	67.1
02/01/2017 00:30	5.8	66.71	68.8	5.9	66.63	68.5	5.6	66.61	67.0	5.6	66.42	67.0
02/01/2017 00:40	5.8	66.61	68.7	5.9	66.54	68.5	5.6	66.52	66.9	5.6	66.33	67.0
02/01/2017 00:50	5.8	66.47	68.6	5.9	66.45	68.4	5.6	66.40	66.8	5.6	66.17	66.8
02/01/2017 01:00	5.8	66.42	68.5	5.9	66.38	68.3	5.6	66.34	66.7	5.6	66.12	66.7
02/01/2017 01:10	5.8	66.32	68.5	5.9	66.25	68.3	5.6	66.23	66.7	5.6	66.02	66.7
02/01/2017 01:20	5.8	66.20	68.4	5.9	66.13	68.2	5.6	66.10	66.6	5.6	65.90	66.6
02/01/2017 01:30	5.8	66.06	68.3	5.9	66.02	68.0	5.6	66.00	66.4	5.6	65.79	66.4
02/01/2017 01:40	5.8	66.00	68.2	5.9	65.99	68.0	5.6	65.94	66.4	5.6	65.73	66.3
02/01/2017 01:50	5.8	65.90	68.2	5.9	65.87	67.9	5.6	65.81	66.3	5.6	65.61	66.5
02/01/2017 02:00	5.8	65.78	68.1	5.9	65.74	67.8	5.6	65.70	66.2	5.6	65.48	66.2
02/01/2017 02:10	5.8	65.64	67.9	5.9	65.63	67.7	5.6	65.62	66.1	5.6	65.41	66.1
02/01/2017 02:20	5.8	65.64	67.9	5.9	65.60	67.6	5.6	65.59	66.0	5.6	65.39	66.0
02/01/2017 02:30	5.8	65.59	67.8	5.9	65.52	67.6	5.6	65.51	66.0	5.6	65.30	65.9
02/01/2017 02:40	5.8	65.53	67.8	5.9	65.48	67.5	5.6	65.43	65.9	5.6	65.23	65.9
02/01/2017 02:50	5.8	65.52	67.8	5.9	65.43	67.5	5.6	65.42	65.9	5.6	65.22	65.8
02/01/2017 03:00	5.8	65.49	67.7	5.9	65.42	67.5	5.6	65.42	65.8	5.6	65.22	65.9
02/01/2017 03:10	5.8	65.47	67.6	5.9	65.42	67.3	5.6	65.42	65.8	5.6	65.22	65.8
02/01/2017 03:20	5.8	65.44	67.6	5.9	65.42	67.4	5.6	65.42	65.8	5.6	65.22	65.9
02/01/2017 03:30	5.8	65.43	67.7	5.9	65.40	67.4	5.6	65.36	65.8	5.6	65.15	65.8
02/01/2017 03:40	5.8	65.39	67.6	5.9	65.33	67.3	5.6	65.30	65.8	5.6	65.11	65.8
02/01/2017 03:50	5.8	65.42	67.6	5.9	65.36	67.3	5.6	65.33	65.7	5.6	65.14	65.7
02/01/2017 04:00	5.8	65.42	67.6	5.9	65.41	67.3	5.6	65.36	65.7	5.6	65.13	65.7
02/01/2017 04:10	5.8	65.43	67.5	5.9	65.36	67.2	5.6	65.35	65.7	5.6	65.14	65.7
02/01/2017 04:20	5.8	65.42	67.5	5.9	65.33	67.3	5.6	65.32	65.7	5.6	65.12	65.7
02/01/2017 04:30	5.8	65.33	67.5	5.9	65.30	67.3	5.6	65.26	65.7	5.6	65.05	65.7
02/01/2017 04:40	5.8	65.22	67.5	5.9	65.18	67.2	5.6	65.18	65.6	5.6	64.97	65.7
02/01/2017 04:50	5.8	65.08	67.4	5.9	65.06	67.2	5.6	65.05	65.5	5.6	64.79	65.6
02/01/2017 05:00	5.8	65.00	67.3	5.9	64.98	67.1	5.6	64.98	65.4	5.6	64.72	65.5
02/01/2017 05:10	5.8	64.92	67.3	5.9	64.89	67.0	5.6	64.91	65.3	5.6	64.69	65.4
02/01/2017 05:20	5.8	64.92	67.2	5.9	64.83	66.9	5.6	64.83	65.4	5.6	64.62	65.3
02/01/2017 05:30	5.8	64.83	67.1	5.9	64.78	66.9	5.6	64.75	65.3	5.6	64.54	65.4
02/01/2017 05:40	5.8	64.74	67.1	5.9	64.71	66.8	5.6	64.71	65.2	5.6	64.44	65.3
02/01/2017 05:50	5.8	64.66	67.0	5.9	64.59	66.8	5.6	64.61	65.1	5.6	64.33	65.1
02/01/2017 06:00	5.8	64.58	67.0	5.9	64.54	66.7	5.6	64.56	65.0	5.6	64.30	65.0
02/01/2017 06:10	5.8	64.53	66.9	5.9	64.52	66.6	5.6	64.49	65.0	5.6	64.23	65.0
02/01/2017 06:20	5.8	64.48	66.8	5.9	64.43	66.6	5.6	64.42	65.0	5.6	64.16	65.0
02/01/2017 06:30	5.8	64.46	66.8	5.9	64.42	66.5	5.6	64.39	64.9	5.6	64.13	64.9
02/01/2017 06:40	5.8	64.42	66.8	5.9	64.39	66.5	5.6	64.33	64.8	5.6	64.13	64.9
02/01/2017 06:50	5.9	64.44	66.7	5.9	64.38	66.4	5.6	64.34	64.9	5.6	64.13	64.8
02/01/2017 07:00	5.9	64.43	66.7	5.9	64.34	66.5	5.6	64.33	64.9	5.6	64.13	64.9
02/01/2017 07:10	5.8	64.42	66.7	5.9	64.33	66.5	5.6	64.33	64.8	5.6	64.13	64.8
02/01/2017 07:20	5.8	64.42	66.7	5.9	64.33	66.5	5.6	64.33	64.8	5.6	64.12	64.8
02/01/2017 07:30	5.9	64.42	66.7	5.9	64.33	66.4	5.6	64.33	64.8	5.6	64.13	64.8
02/01/2017 07:40	5.8	64.41	66.6	5.9	64.33	66.4	5.6	64.33	64.8	5.6	64.11	64.8
02/01/2017 07:50	5.8	64.33	66.7	5.9	64.31	66.4	5.6	64.32	64.8	5.6	64.04	64.8
02/01/2017 08:00	5.8	64.39	66.6	5.9	64.33	66.4	5.6	64.33	64.8	5.6	64.10	64.7
02/01/2017 08:10	5.8	64.44	66.6	5.9	64.33	66.4	5.6	64.33	64.8	5.7	64.14	64.8
02/01/2017 08:20	5.8	64.53	66.6	5.9	64.37	66.4	5.6	64.34	64.8	5.7	64.21	64.8
02/01/2017 08:30	5.8	64.53	66.6	5.9	64.42	66.5	5.6	64.41	64.8	5.7	64.22	64.9
02/01/2017 08:40	5.8	64.60	66.7	5.9	64.52	66.5	5.6	64.51	64.9	5.7	64.32	64.9
02/01/2017 08:50	5.8	64.67	66.7	5.9	64.53	66.5	5.6	64.54	65.0	5.7	64.34	65.0
02/01/2017 09:00	5.8	64.67	66.8	5.9	64.55	66.5	5.6	64.58	65.0	5.7	64.38	65.0

Date/Time	HW13i F	HW13i T	HW13o	HW14i F	HW14i T	HW14o	HW15i F	HW15i T	HW15o	HW16i F	HW16i T	HW16o
02/01/2017 09:10	5.8	64.72	66.8	5.9	64.63	66.5	5.6	64.63	65.0	5.7	64.45	65.0
02/01/2017 09:20	5.8	64.82	66.8	5.9	64.67	66.6	5.6	64.71	65.1	5.7	64.55	65.1
02/01/2017 09:30	5.8	64.92	66.8	5.9	64.82	66.6	5.6	64.82	65.2	5.6	64.70	65.1
02/01/2017 09:40	5.8	65.02	67.0	5.9	64.85	66.6	5.6	64.91	65.3	5.7	64.73	65.3
02/01/2017 09:50	5.8	65.05	67.0	5.9	64.93	66.7	5.6	64.94	65.3	5.6	64.83	65.3
02/01/2017 10:00	5.8	65.12	67.1	5.9	64.98	66.8	5.6	65.00	65.3	5.6	64.88	65.4
02/01/2017 10:10	5.8	65.21	67.1	5.9	65.08	66.9	5.6	65.09	65.4	5.6	64.96	65.5
02/01/2017 10:20	5.8	65.22	67.1	5.9	65.13	66.9	5.6	65.13	65.4	5.6	64.98	65.5
02/01/2017 10:30	5.8	65.28	67.2	5.9	65.19	67.0	5.6	65.20	65.5	5.6	65.02	65.6
02/01/2017 10:40	5.8	65.23	67.2	5.9	65.14	67.0	5.6	65.14	65.6	5.6	65.02	65.7
02/01/2017 10:50	5.8	65.27	67.3	5.9	65.20	67.1	5.6	65.21	65.5	5.6	65.03	65.6
02/01/2017 11:00	5.8	65.38	67.3	5.9	65.29	67.0	5.6	65.28	65.5	5.6	65.16	65.7
02/01/2017 11:10	5.8	65.44	67.3	5.9	65.35	67.1	5.6	65.35	65.6	5.6	65.22	65.8
02/01/2017 11:20	5.8	65.51	67.4	5.9	65.41	67.1	5.6	65.41	65.7	5.6	65.27	65.8
02/01/2017 11:30	5.8	65.64	67.4	5.9	65.52	67.2	5.6	65.50	65.7	5.6	65.42	65.8
02/01/2017 11:40	5.8	65.75	67.5	5.9	65.61	67.2	5.6	65.63	65.8	5.6	65.54	66.0
02/01/2017 11:50	5.8	65.86	67.6	5.9	65.74	67.3	5.6	65.75	66.0	5.6	65.66	66.0
02/01/2017 12:00	5.8	65.96	67.7	5.9	65.84	67.4	5.6	65.85	66.1	5.6	65.77	66.1
02/01/2017 12:10	5.8	66.12	67.8	5.9	65.95	67.5	5.6	65.95	66.2	5.6	65.92	66.2
02/01/2017 12:20	5.8	66.28	67.9	5.9	66.10	67.6	5.6	66.09	66.3	5.6	66.06	66.3
02/01/2017 12:30	5.8	66.41	68.0	5.9	66.22	67.7	5.6	66.23	66.4	5.6	66.20	66.4
02/01/2017 12:40	5.8	66.61	68.1	5.9	66.36	67.8	5.6	66.40	66.5	5.6	66.44	66.6
02/01/2017 12:50	5.8	66.85	68.2	5.9	66.59	67.9	5.6	66.61	66.8	5.6	66.73	66.8
02/01/2017 13:00	5.8	67.23	68.4	5.9	66.93	68.2	5.6	66.95	67.0	5.6	67.05	67.0
02/01/2017 13:10	5.8	67.18	68.6	5.9	67.00	68.4	5.6	67.02	67.2	5.6	67.02	67.3
02/01/2017 13:20	5.8	67.17	68.8	5.9	67.02	68.5	5.6	67.02	67.2	5.6	66.97	67.3
02/01/2017 13:30	5.8	67.11	68.8	5.9	67.00	68.5	5.6	67.01	67.2	5.6	66.90	67.2
02/01/2017 13:40	5.8	67.05	68.8	5.9	66.97	68.5	5.6	66.98	67.2	5.6	66.83	67.3
02/01/2017 13:50	5.8	67.02	68.8	5.9	66.91	68.6	5.6	66.91	67.2	5.6	66.75	67.3
02/01/2017 14:00	5.8	66.97	68.7	5.9	66.86	68.5	5.6	66.85	67.2	5.6	66.72	67.2
02/01/2017 14:10	5.8	66.92	68.7	5.9	66.83	68.5	5.6	66.82	67.1	5.6	66.72	67.2
02/01/2017 14:20	5.8	66.88	68.7	5.9	66.83	68.5	5.6	66.78	67.1	5.6	66.67	67.1
02/01/2017 14:30	5.8	66.82	68.7	5.9	66.77	68.5	5.6	66.72	67.1	5.6	66.59	67.1
02/01/2017 14:40	5.8	66.80	68.7	5.9	66.72	68.4	5.6	66.70	67.0	5.6	66.53	67.1
02/01/2017 14:50	5.8	66.78	68.7	5.9	66.72	68.4	5.6	66.69	67.0	5.6	66.52	67.0
02/01/2017 15:00	5.8	66.72	68.6	5.9	66.63	68.4	5.6	66.63	66.9	5.6	66.44	67.0
02/01/2017 15:10	5.8	66.65	68.6	5.9	66.55	68.4	5.6	66.54	66.9	5.6	66.41	66.9
02/01/2017 15:20	5.8	66.63	68.5	5.9	66.54	68.4	5.6	66.53	66.8	5.6	66.39	66.9
02/01/2017 15:30	5.8	66.55	68.5	5.9	66.51	68.3	5.6	66.44	66.8	5.6	66.30	66.9
02/01/2017 15:40	5.8	66.52	68.5	5.9	66.47	68.3	5.6	66.41	66.8	5.6	66.25	66.8
02/01/2017 15:50	5.8	66.48	68.4	5.9	66.39	68.2	5.6	66.37	66.7	5.6	66.18	66.7
02/01/2017 16:00	5.8	66.38	68.4	5.9	66.33	68.2	5.6	66.30	66.7	5.6	66.11	66.7
02/01/2017 16:10	5.8	66.33	68.4	5.9	66.22	68.1	5.6	66.22	66.6	5.6	66.03	66.7
02/01/2017 16:20	5.8	66.24	68.3	5.9	66.16	68.0	5.6	66.14	66.5	5.6	65.97	66.6
02/01/2017 16:30	5.8	66.14	68.3	5.9	66.10	68.0	5.6	66.06	66.5	5.6	65.89	66.5
02/01/2017 16:40	5.8	65.99	68.2	5.9	65.98	67.8	5.6	65.96	66.4	5.6	65.76	66.5
02/01/2017 16:50	5.8	65.91	68.1	5.9	65.88	67.8	5.6	65.86	66.3	5.6	65.65	66.3
02/01/2017 17:00	5.8	65.83	68.0	5.9	65.82	67.7	5.6	65.75	66.2	5.6	65.57	66.2
02/01/2017 17:10	5.8	65.73	67.9	5.9	65.72	67.7	5.6	65.69	66.1	5.6	65.48	66.1
02/01/2017 17:20	5.8	65.58	67.9	5.9	65.56	67.6	5.6	65.53	66.0	5.6	65.30	66.0
02/01/2017 17:30	5.8	65.45	67.8	5.9	65.46	67.5	5.6	65.42	65.9	5.6	65.18	65.8
02/01/2017 17:40	5.8	65.36	67.7	5.9	65.36	67.5	5.6	65.35	65.8	5.6	65.09	65.9
02/01/2017 17:50	5.8	65.27	67.6	5.9	65.27	67.4	5.6	65.26	65.7	5.6	65.03	65.7
02/01/2017 18:00	5.8	65.22	67.5	5.9	65.19	67.2	5.6	65.20	65.6	5.6	64.96	65.7
02/01/2017 18:10	5.8	65.12	67.5	5.9	65.09	67.2	5.6	65.07	65.6	5.7	64.86	65.6

Date/Time	HW13i F	HW13i T	HW13o	HW14i F	HW14i T	HW14o	HW15i F	HW15i T	HW15o	HW16i F	HW16i T	HW16o
02/01/2017 18:20	5.8	65.02	67.4	5.9	65.00	67.1	5.6	65.01	65.5	5.7	64.74	65.6
02/01/2017 18:30	5.8	64.92	67.3	5.9	64.88	67.0	5.6	64.88	65.4	5.7	64.67	65.5
02/01/2017 18:40	5.8	64.83	67.2	5.9	64.83	66.9	5.6	64.81	65.3	5.7	64.56	65.3
02/01/2017 18:50	5.8	64.74	67.1	5.9	64.73	66.8	5.6	64.72	65.2	5.7	64.45	65.3
02/01/2017 19:00	5.8	64.68	67.0	5.9	64.67	66.8	5.6	64.67	65.2	5.7	64.38	65.2
02/01/2017 19:10	5.8	64.56	67.0	5.9	64.55	66.7	5.6	64.56	65.1	5.7	64.31	65.1
02/01/2017 19:20	5.8	64.53	66.9	5.9	64.53	66.6	5.6	64.49	65.0	5.7	64.23	65.0
02/01/2017 19:30	5.8	64.44	66.9	5.9	64.43	66.6	5.6	64.40	64.9	5.6	64.13	65.0
02/01/2017 19:40	5.8	64.38	66.8	5.9	64.36	66.5	5.6	64.33	64.9	5.7	64.12	64.8
02/01/2017 19:50	5.8	64.27	66.7	5.9	64.27	66.5	5.6	64.27	64.8	5.7	64.03	64.9
02/01/2017 20:00	5.8	64.23	66.7	5.9	64.22	66.4	5.6	64.22	64.7	5.7	63.99	64.7
02/01/2017 20:10	5.8	64.20	66.6	5.9	64.18	66.4	5.6	64.18	64.7	5.7	63.91	64.8
02/01/2017 20:20	5.8	64.12	66.6	5.9	64.11	66.3	5.6	64.09	64.6	5.6	63.83	64.7
02/01/2017 20:30	5.8	64.03	66.5	5.9	64.02	66.3	5.6	64.02	64.5	5.7	63.73	64.6
02/01/2017 20:40	5.8	63.95	66.4	5.9	63.93	66.2	5.6	63.93	64.5	5.7	63.65	64.5
02/01/2017 20:50	5.8	63.85	66.3	5.9	63.82	66.1	5.6	63.79	64.4	5.7	63.54	64.4
02/01/2017 21:00	5.8	63.70	66.2	5.9	63.69	66.0	5.6	63.65	64.3	5.7	63.40	64.3
02/01/2017 21:10	5.9	63.63	66.2	5.9	63.59	66.0	5.6	63.59	64.2	5.7	63.32	64.2
02/01/2017 21:20	5.8	63.50	66.1	5.9	63.47	65.8	5.6	63.47	64.1	5.7	63.19	64.1
02/01/2017 21:30	5.8	63.30	66.0	5.9	63.32	65.7	5.6	63.28	64.0	5.7	63.01	64.0
02/01/2017 21:40	5.8	63.06	65.9	5.9	63.09	65.6	5.6	63.06	63.8	5.7	62.77	63.8
02/01/2017 21:50	5.9	62.84	65.7	5.9	62.85	65.4	5.6	62.84	63.5	5.7	62.53	63.6
02/01/2017 22:00	5.8	62.60	65.5	5.9	62.64	65.3	5.6	62.61	63.4	5.7	62.31	63.3
02/01/2017 22:10	5.9	62.42	65.3	5.9	62.46	65.1	5.6	62.41	63.2	5.7	62.11	63.1
02/01/2017 22:20	5.9	62.26	65.2	5.9	62.28	65.0	5.6	62.26	63.0	5.7	61.96	62.9
02/01/2017 22:30	5.9	62.08	65.1	5.9	62.11	64.9	5.6	62.08	62.8	5.7	61.77	62.8
02/01/2017 22:40	5.9	61.96	65.0	5.9	61.98	64.7	5.6	61.97	62.6	5.7	61.63	62.7
02/01/2017 22:50	5.9	61.80	64.8	5.9	61.83	64.6	5.6	61.81	62.5	5.7	61.48	62.5
02/01/2017 23:00	5.9	61.67	64.6	5.9	61.72	64.4	5.6	61.69	62.4	5.7	61.38	62.4
02/01/2017 23:10	5.9	61.56	64.5	5.9	61.62	64.2	5.6	61.59	62.3	5.7	61.29	62.2
02/01/2017 23:20	5.9	61.41	64.4	5.9	61.47	64.2	5.6	61.45	62.1	5.7	61.14	62.1
02/01/2017 23:30	5.9	61.28	64.3	5.9	61.36	64.1	5.6	61.33	62.0	5.7	60.99	61.9
02/01/2017 23:40	5.9	61.16	64.2	5.9	61.22	63.9	5.6	61.20	61.9	5.7	60.88	61.9
02/01/2017 23:50	5.9	61.02	64.1	5.9	61.10	63.8	5.6	61.07	61.8	5.7	60.75	61.8
02/02/2017 00:00	5.9	60.88	64.0	5.9	60.95	63.7	5.6	60.92	61.7	5.7	60.57	61.7
02/02/2017 00:10	5.9	60.71	63.9	5.9	60.79	63.6	5.6	60.77	61.5	5.7	60.46	61.6
02/02/2017 00:20	5.9	60.58	63.7	5.9	60.68	63.4	5.6	60.63	61.4	5.7	60.30	61.4
02/02/2017 00:30	5.9	60.47	63.6	5.9	60.54	63.3	5.6	60.52	61.2	5.7	60.20	61.3
02/02/2017 00:40	5.9	60.31	63.5	5.9	60.41	63.2	5.6	60.38	61.2	5.7	60.05	61.1
02/02/2017 00:50	5.9	60.16	63.4	5.9	60.26	63.0	5.6	60.21	61.1	5.7	59.88	61.0
02/02/2017 01:00	5.9	59.98	63.3	5.9	60.07	62.9	5.6	60.06	60.9	5.7	59.70	60.9
02/02/2017 01:10	5.9	59.81	63.1	5.9	59.92	62.8	5.6	59.89	60.7	5.7	59.57	60.7
02/02/2017 01:20	5.9	59.66	62.9	5.9	59.76	62.6	5.6	59.75	60.6	5.7	59.40	60.6
02/02/2017 01:30	5.9	59.52	62.8	5.9	59.62	62.5	5.6	59.59	60.4	5.7	59.27	60.4
02/02/2017 01:40	5.9	59.36	62.7	5.9	59.46	62.3	5.6	59.45	60.3	5.7	59.10	60.3
02/02/2017 01:50	5.9	59.20	62.6	5.9	59.30	62.2	5.6	59.29	60.1	5.7	58.92	60.1
02/02/2017 02:00	5.9	59.01	62.4	5.9	59.13	62.1	5.6	59.10	60.0	5.7	58.76	60.0
02/02/2017 02:10	5.9	58.85	62.3	5.9	58.98	62.0	5.6	58.95	59.8	5.7	58.60	59.9
02/02/2017 02:20	5.9	58.69	62.1	5.9	58.80	61.7	5.6	58.78	59.7	5.7	58.43	59.6
02/02/2017 02:30	5.9	58.48	62.0	6.0	58.63	61.6	5.6	58.60	59.5	5.7	58.22	59.5
02/02/2017 02:40	5.9	58.28	61.8	6.0	58.44	61.5	5.6	58.40	59.3	5.7	58.03	59.3
02/02/2017 02:50	5.9	58.15	61.7	6.0	58.27	61.3	5.6	58.25	59.1	5.7	57.85	59.1
02/02/2017 03:00	5.9	57.98	61.5	6.0	58.11	61.2	5.6	58.09	59.0	5.7	57.73	58.9
02/02/2017 03:10	5.9	57.86	61.4	6.0	57.98	61.1	5.6	57.97	58.9	5.7	57.58	58.8
02/02/2017 03:20	5.9	57.70	61.2	6.0	57.84	60.9	5.6	57.81	58.7	5.7	57.45	58.7

Date/Time	HW13i F	HW13i T	HW13o	HW14i F	HW14i T	HW14o	HW15i F	HW15i T	HW15o	HW16i F	HW16i T	HW16o
02/02/2017 03:30	5.9	57.58	61.1	6.0	57.73	60.9	5.6	57.70	58.6	5.7	57.31	58.6
02/02/2017 03:40	5.9	57.45	61.0	6.0	57.59	60.7	5.6	57.56	58.5	5.7	57.18	58.4
02/02/2017 03:50	5.9	57.33	60.9	6.0	57.45	60.5	5.6	57.45	58.4	5.7	57.06	58.4
02/02/2017 04:00	5.9	57.22	60.7	6.0	57.36	60.4	5.6	57.34	58.3	5.7	56.96	58.2
02/02/2017 04:10	5.9	57.13	60.6	6.0	57.31	60.3	5.6	57.27	58.2	5.7	56.90	58.1
02/02/2017 04:20	5.9	57.06	60.5	6.0	57.18	60.3	5.6	57.15	58.1	5.7	56.79	58.0
02/02/2017 04:30	5.9	56.89	60.5	6.0	57.07	60.2	5.6	56.98	58.0	5.7	56.67	57.9
02/02/2017 04:40	5.9	56.82	60.4	6.0	56.96	60.1	5.6	56.89	57.8	5.7	56.56	57.8
02/02/2017 04:50	5.9	56.72	60.2	6.0	56.84	60.0	5.6	56.81	57.7	5.7	56.45	57.6
02/02/2017 05:00	5.9	56.63	60.1	6.0	56.78	59.9	5.6	56.71	57.7	5.7	56.37	57.5
02/02/2017 05:10	5.9	56.52	60.1	6.0	56.70	59.8	5.6	56.62	57.6	5.7	56.26	57.5
02/02/2017 05:20	5.9	56.45	60.0	6.0	56.61	59.7	5.6	56.53	57.5	5.7	56.20	57.5
02/02/2017 05:30	5.9	56.33	59.9	6.0	56.50	59.6	5.6	56.43	57.3	5.7	56.07	57.3
02/02/2017 05:40	5.9	56.23	59.8	6.0	56.40	59.5	5.6	56.30	57.2	5.7	55.96	57.3
02/02/2017 05:50	5.9	56.14	59.7	6.0	56.29	59.4	5.6	56.23	57.2	5.7	55.88	57.1
02/02/2017 06:00	5.9	56.05	59.6	6.0	56.23	59.4	5.6	56.15	57.1	5.7	55.82	57.2
02/02/2017 06:10	5.9	56.02	59.5	6.0	56.16	59.2	5.6	56.12	57.0	5.7	55.74	57.0
02/02/2017 06:20	5.9	55.99	59.5	6.0	56.13	59.2	5.6	56.05	57.0	5.7	55.73	57.0
02/02/2017 06:30	5.9	55.98	59.4	6.0	56.13	59.2	5.6	56.03	56.9	5.7	55.73	56.9
02/02/2017 06:40	5.9	55.94	59.4	6.0	56.12	59.1	5.6	56.03	56.9	5.7	55.73	56.8
02/02/2017 06:50	5.9	56.00	59.4	6.0	56.12	59.1	5.6	56.04	57.0	5.7	55.73	56.8
02/02/2017 07:00	5.9	55.95	59.4	6.0	56.06	59.1	5.6	56.03	56.9	5.7	55.69	56.8
02/02/2017 07:10	5.9	55.92	59.4	6.0	56.02	59.1	5.6	55.94	56.9	5.7	55.61	56.8
02/02/2017 07:20	5.9	55.91	59.3	6.0	56.02	59.0	5.6	55.92	56.8	5.7	55.61	56.8
02/02/2017 07:30	5.9	55.92	59.3	6.0	56.02	59.0	5.6	55.94	56.7	5.7	55.63	56.7
02/02/2017 07:40	5.9	55.88	59.2	6.0	56.00	59.0	5.6	55.92	56.7	5.7	55.59	56.7
02/02/2017 07:50	5.9	55.92	59.2	6.0	56.02	59.0	5.6	55.92	56.8	5.7	55.62	56.7
02/02/2017 08:00	5.9	55.90	59.2	6.0	56.02	58.9	5.6	55.94	56.8	5.7	55.62	56.7
02/02/2017 08:10	5.9	55.92	59.2	6.0	56.02	58.9	5.6	55.93	56.8	5.7	55.63	56.7
02/02/2017 08:20	5.9	55.93	59.2	6.0	56.03	58.9	5.6	55.97	56.8	5.7	55.67	56.7
02/02/2017 08:30	5.9	56.00	59.3	6.0	56.05	59.0	5.6	56.02	56.8	5.7	55.74	56.8
02/02/2017 08:40	5.9	56.02	59.3	6.0	56.09	59.0	5.6	56.06	56.9	5.7	55.79	56.9
02/02/2017 08:50	5.9	56.07	59.3	6.0	56.15	59.0	5.6	56.13	56.9	5.7	55.85	56.9
02/02/2017 09:00	5.9	56.17	59.3	6.0	56.24	59.1	5.6	56.18	56.9	5.7	55.94	57.0
02/02/2017 09:10	5.9	56.23	59.3	6.0	56.27	59.1	5.6	56.23	57.0	5.7	55.96	56.9
02/02/2017 09:20	5.9	56.26	59.3	6.0	56.34	59.1	5.6	56.28	57.0	5.7	56.06	57.0
02/02/2017 09:30	5.9	56.33	59.3	6.0	56.40	59.2	5.6	56.34	57.1	5.7	56.11	57.2
02/02/2017 09:40	5.9	56.56	59.4	6.0	56.56	59.2	5.6	56.56	57.2	5.7	56.37	57.2
02/02/2017 09:50	5.9	56.64	59.5	6.0	56.68	59.3	5.6	56.64	57.3	5.7	56.43	57.3
02/02/2017 10:00	5.9	56.62	59.7	6.0	56.71	59.5	5.6	56.66	57.4	5.7	56.41	57.4
02/02/2017 10:10	5.9	56.87	59.7	6.0	56.83	59.4	5.6	56.83	57.5	5.7	56.70	57.4
02/02/2017 10:20	5.9	57.12	59.8	6.0	57.02	59.5	5.6	57.02	57.6	5.7	56.94	57.6
02/02/2017 10:30	5.9	57.27	59.9	6.0	57.18	59.8	5.6	57.22	57.8	5.7	57.11	57.8
02/02/2017 10:40	5.9	57.45	60.0	6.0	57.36	59.9	5.6	57.39	58.0	5.7	57.27	58.0
02/02/2017 10:50	5.9	57.63	60.2	6.0	57.55	60.1	5.6	57.59	58.1	5.7	57.47	58.0
02/02/2017 11:00	5.9	57.67	60.3	6.0	57.69	60.1	5.6	57.70	58.2	5.7	57.50	58.2
02/02/2017 11:10	5.9	57.68	60.4	6.0	57.73	60.2	5.6	57.73	58.3	5.7	57.48	58.3
02/02/2017 11:20	5.9	57.84	60.4	6.0	57.76	60.3	5.6	57.80	58.4	5.7	57.68	58.3
02/02/2017 11:30	5.9	58.12	60.5	6.0	57.98	60.3	5.6	58.03	58.5	5.7	57.94	58.5
02/02/2017 11:40	5.9	58.32	60.7	6.0	58.14	60.5	5.6	58.22	58.8	5.7	58.21	58.7
02/02/2017 11:50	5.9	58.52	60.8	5.9	58.39	60.7	5.6	58.44	58.9	5.7	58.39	59.0
02/02/2017 12:00	5.9	58.68	61.0	5.9	58.55	60.8	5.6	58.62	59.1	5.7	58.57	59.2
02/02/2017 12:10	5.9	58.88	61.1	5.9	58.73	61.0	5.6	58.78	59.3	5.7	58.76	59.1
02/02/2017 12:20	5.9	59.09	61.2	5.9	58.91	61.1	5.6	58.96	59.4	5.7	58.94	59.5
02/02/2017 12:30	5.9	59.26	61.4	5.9	59.07	61.3	5.6	59.13	59.6	5.7	59.11	59.5

Date/Time	HW13i F	HW13i T	HW13o	HW14i F	HW14i T	HW14o	HW15i F	HW15i T	HW15o	HW16i F	HW16i T	HW16o
02/02/2017 12:40	5.9	59.43	61.6	5.9	59.24	61.4	5.6	59.31	59.7	5.7	59.32	59.8
02/02/2017 12:50	5.9	59.59	61.7	5.9	59.45	61.5	5.6	59.52	59.9	5.7	59.47	60.0
02/02/2017 13:00	5.9	59.74	61.8	5.9	59.59	61.7	5.6	59.64	60.0	5.7	59.61	60.1
02/02/2017 13:10	5.9	59.85	62.0	5.9	59.69	61.8	5.6	59.75	60.1	5.7	59.70	60.2
02/02/2017 13:20	5.9	60.02	62.2	5.9	59.82	61.9	5.6	59.89	60.3	5.7	59.88	60.3
02/02/2017 13:30	5.9	60.23	62.3	5.9	60.01	62.0	5.6	60.09	60.4	5.7	60.09	60.5
02/02/2017 13:40	5.9	60.38	62.4	5.9	60.17	62.2	5.6	60.23	60.6	5.7	60.27	60.7
02/02/2017 13:50	5.9	60.56	62.5	5.9	60.38	62.4	5.6	60.42	60.8	5.7	60.43	60.8
02/02/2017 14:00	5.9	60.68	62.7	5.9	60.48	62.5	5.6	60.54	60.9	5.7	60.54	60.9
02/02/2017 14:10	5.9	60.86	62.8	5.9	60.62	62.6	5.6	60.67	61.1	5.7	60.71	61.1
02/02/2017 14:20	5.9	60.93	62.9	5.9	60.72	62.7	5.6	60.77	61.2	5.7	60.78	61.3
02/02/2017 14:30	5.9	60.97	63.1	5.9	60.80	62.8	5.6	60.87	61.2	5.7	60.85	61.3
02/02/2017 14:40	5.9	61.13	63.2	5.9	60.92	62.9	5.6	60.94	61.3	5.7	60.98	61.3
02/02/2017 14:50	5.9	61.15	63.2	5.9	60.98	63.0	5.6	60.99	61.4	5.7	60.96	61.4
02/02/2017 15:00	5.9	61.20	63.3	5.9	61.05	63.1	5.6	61.08	61.5	5.7	61.01	61.5
02/02/2017 15:10	5.9	61.22	63.4	5.9	61.10	63.1	5.6	61.11	61.5	5.7	61.07	61.5
02/02/2017 15:20	5.9	61.21	63.4	5.9	61.11	63.2	5.6	61.12	61.5	5.7	61.02	61.5
02/02/2017 15:30	5.9	61.20	63.5	5.9	61.10	63.2	5.6	61.11	61.6	5.7	61.01	61.6
02/02/2017 15:40	5.9	61.20	63.5	5.9	61.12	63.2	5.6	61.13	61.6	5.7	61.01	61.6
02/02/2017 15:50	5.9	61.09	63.4	5.9	61.04	63.2	5.6	61.03	61.6	5.7	60.90	61.5
02/02/2017 16:00	5.9	60.98	63.4	5.9	60.98	63.2	5.6	60.96	61.5	5.7	60.78	61.5
02/02/2017 16:10	5.9	60.90	63.4	5.9	60.85	63.1	5.6	60.88	61.4	5.7	60.63	61.4
02/02/2017 16:20	5.9	60.79	63.3	5.9	60.77	63.1	5.6	60.77	61.4	5.7	60.56	61.4
02/02/2017 16:30	5.9	60.73	63.3	5.9	60.73	63.0	5.6	60.72	61.3	5.7	60.51	61.2
02/02/2017 16:40	5.9	60.63	63.2	5.9	60.64	62.9	5.6	60.63	61.2	5.7	60.41	61.2
02/02/2017 16:50	5.9	60.52	63.2	5.9	60.54	62.9	5.6	60.54	61.2	5.7	60.27	61.2
02/02/2017 17:00	5.9	60.44	63.1	5.9	60.45	62.8	5.6	60.46	61.0	5.7	60.21	61.0
02/02/2017 17:10	5.9	60.32	63.0	5.9	60.39	62.7	5.6	60.36	61.0	5.7	60.06	60.9
02/02/2017 17:20	5.9	60.22	63.0	5.9	60.27	62.7	5.6	60.23	60.9	5.7	59.93	60.9
02/02/2017 17:30	5.9	60.09	62.9	5.9	60.14	62.6	5.6	60.13	60.8	5.7	59.82	60.8
02/02/2017 17:40	5.9	59.95	62.8	5.9	60.03	62.5	5.6	60.00	60.7	5.7	59.68	60.7
02/02/2017 17:50	5.9	59.83	62.7	5.9	59.91	62.4	5.6	59.88	60.6	5.7	59.58	60.6
02/02/2017 18:00	5.9	59.75	62.6	5.9	59.82	62.3	5.6	59.80	60.5	5.7	59.46	60.5
02/02/2017 18:10	5.9	59.61	62.6	6.0	59.71	62.2	5.6	59.67	60.4	5.7	59.36	60.4
02/02/2017 18:20	5.9	59.52	62.4	5.9	59.62	62.1	5.6	59.62	60.3	5.7	59.30	60.3
02/02/2017 18:30	5.9	59.44	62.4	5.9	59.51	62.0	5.6	59.51	60.2	5.7	59.17	60.3
02/02/2017 18:40	5.9	59.34	62.3	5.9	59.41	61.9	5.6	59.39	60.1	5.7	59.07	60.2
02/02/2017 18:50	5.9	59.25	62.2	5.9	59.33	61.9	5.6	59.31	60.0	5.7	58.96	60.1
02/02/2017 19:00	5.9	59.13	62.1	6.0	59.22	61.8	5.6	59.19	59.9	5.7	58.86	59.9
02/02/2017 19:10	5.9	59.02	62.1	6.0	59.13	61.7	5.6	59.12	59.9	5.7	58.78	59.8
02/02/2017 19:20	5.9	58.93	61.9	6.0	59.04	61.7	5.6	59.00	59.7	5.7	58.67	59.7
02/02/2017 19:30	5.9	58.80	61.9	6.0	58.91	61.5	5.6	58.88	59.6	5.7	58.57	59.6
02/02/2017 19:40	5.9	58.68	61.8	6.0	58.77	61.5	5.6	58.76	59.5	5.7	58.44	59.6
02/02/2017 19:50	5.9	58.54	61.7	6.0	58.67	61.4	5.6	58.63	59.4	5.7	58.28	59.4
02/02/2017 20:00	5.9	58.47	61.5	6.0	58.56	61.3	5.6	58.54	59.3	5.7	58.20	59.3
02/02/2017 20:10	5.9	58.38	61.5	6.0	58.47	61.1	5.6	58.46	59.2	5.7	58.13	59.2
02/02/2017 20:20	5.9	58.31	61.4	6.0	58.42	61.1	5.6	58.38	59.2	5.7	58.02	59.1
02/02/2017 20:30	5.9	58.24	61.3	6.0	58.37	61.0	5.6	58.32	59.1	5.7	58.00	59.1
02/02/2017 20:40	5.9	58.21	61.2	6.0	58.29	61.0	5.6	58.23	59.0	5.7	57.90	59.0
02/02/2017 20:50	5.9	58.11	61.2	6.0	58.20	60.9	5.6	58.20	59.0	5.7	57.83	58.9
02/02/2017 21:00	5.9	58.01	61.0	6.0	58.12	60.9	5.6	58.10	58.8	5.7	57.76	58.9
02/02/2017 21:10	5.9	57.90	61.0	6.0	58.02	60.8	5.6	57.99	58.8	5.7	57.67	58.8
02/02/2017 21:20	5.9	57.83	61.0	6.0	57.94	60.8	5.6	57.91	58.7	5.7	57.55	58.6
02/02/2017 21:30	5.9	57.75	60.9	6.0	57.85	60.6	5.6	57.83	58.6	5.7	57.49	58.6
02/02/2017 21:40	5.9	57.66	60.8	6.0	57.77	60.5	5.6	57.74	58.5	5.7	57.41	58.6

Date/Time	HW13i F	HW13i T	HW13o	HW14i F	HW14i T	HW14o	HW15i F	HW15i T	HW15o	HW16i F	HW16i T	HW16o
02/02/2017 21:50	5.9	57.58	60.7	6.0	57.72	60.5	5.6	57.67	58.5	5.7	57.32	58.4
02/02/2017 22:00	5.9	57.52	60.7	6.0	57.63	60.4	5.6	57.62	58.4	5.7	57.23	58.3
02/02/2017 22:10	5.9	57.52	60.6	6.0	57.62	60.3	5.6	57.56	58.3	5.7	57.23	58.2
02/02/2017 22:20	5.9	57.42	60.5	6.0	57.52	60.3	5.6	57.52	58.3	5.7	57.16	58.3
02/02/2017 22:30	5.9	57.35	60.5	6.0	57.44	60.3	5.6	57.42	58.2	5.7	57.08	58.2
02/02/2017 22:40	5.9	57.23	60.4	6.0	57.33	60.2	5.6	57.33	58.2	5.7	56.94	58.1
02/02/2017 22:50	5.9	57.13	60.4	6.0	57.31	60.1	5.6	57.25	58.0	5.7	56.91	58.0
02/02/2017 23:00	5.9	57.12	60.3	6.0	57.22	60.1	5.6	57.13	58.0	5.7	56.83	57.9
02/02/2017 23:10	5.9	57.03	60.2	6.0	57.13	60.0	5.6	57.10	57.8	5.7	56.78	57.9
02/02/2017 23:20	5.9	56.97	60.2	6.0	57.08	60.0	5.6	57.01	57.9	5.7	56.70	57.8
02/02/2017 23:30	5.9	56.90	60.1	6.0	57.02	59.9	5.6	56.92	57.8	5.7	56.63	57.8
02/02/2017 23:40	5.9	56.83	60.0	6.0	56.95	59.8	5.6	56.89	57.7	5.7	56.57	57.6
02/02/2017 23:50	5.9	56.74	60.0	6.0	56.86	59.7	5.6	56.79	57.6	5.7	56.45	57.7
02/03/2017 00:00	5.9	56.63	59.9	6.0	56.79	59.6	5.6	56.72	57.5	5.7	56.41	57.5
02/03/2017 00:10	5.9	56.56	59.8	6.0	56.72	59.5	5.6	56.63	57.5	5.7	56.32	57.5
02/03/2017 00:20	5.9	56.52	59.8	6.0	56.63	59.5	5.6	56.59	57.4	5.7	56.23	57.4
02/03/2017 00:30	5.9	56.43	59.7	6.0	56.57	59.4	5.6	56.51	57.4	5.7	56.20	57.2
02/03/2017 00:40	5.9	56.36	59.7	6.0	56.48	59.4	5.6	56.42	57.3	5.7	56.09	57.3
02/03/2017 00:50	5.9	56.24	59.5	6.0	56.42	59.4	5.6	56.33	57.2	5.7	56.01	57.1
02/03/2017 01:00	5.9	56.18	59.5	6.0	56.33	59.3	5.6	56.24	57.1	5.7	55.92	57.0
02/03/2017 01:10	5.9	56.07	59.5	6.0	56.22	59.1	5.6	56.14	57.0	5.7	55.81	57.0
02/03/2017 01:20	5.9	55.97	59.4	6.0	56.09	59.0	5.6	56.04	56.9	5.7	55.72	57.0
02/03/2017 01:30	5.9	55.91	59.3	6.0	56.02	59.0	5.6	55.99	56.9	5.7	55.62	56.9
02/03/2017 01:40	5.9	55.82	59.2	6.0	55.94	59.0	5.6	55.89	56.7	5.7	55.52	56.8
02/03/2017 01:50	5.9	55.75	59.1	6.0	55.89	58.8	5.6	55.82	56.7	5.7	55.52	56.7
02/03/2017 02:00	5.9	55.68	59.0	6.0	55.82	58.8	5.6	55.76	56.6	5.7	55.43	56.6
02/03/2017 02:10	5.9	55.58	59.0	6.0	55.74	58.7	5.6	55.68	56.6	5.7	55.35	56.6
02/03/2017 02:20	5.9	55.49	58.9	6.0	55.66	58.7	5.6	55.59	56.5	5.7	55.24	56.4
02/03/2017 02:30	5.9	55.38	58.9	6.0	55.54	58.6	5.6	55.49	56.3	5.7	55.13	56.3
02/03/2017 02:40	5.9	55.31	58.8	6.0	55.47	58.5	5.6	55.40	56.3	5.7	55.06	56.3
02/03/2017 02:50	5.9	55.24	58.7	6.0	55.41	58.4	5.6	55.33	56.2	5.7	55.02	56.2
02/03/2017 03:00	5.9	55.16	58.6	6.0	55.33	58.4	5.6	55.26	56.2	5.7	54.93	56.1
02/03/2017 03:10	5.9	55.08	58.5	6.0	55.21	58.3	5.6	55.17	56.1	5.7	54.84	56.0
02/03/2017 03:20	5.9	54.99	58.5	6.0	55.12	58.2	5.6	55.08	56.0	5.7	54.73	55.9
02/03/2017 03:30	5.9	54.91	58.5	6.0	55.03	58.1	5.6	55.02	55.9	5.7	54.63	55.9
02/03/2017 03:40	5.9	54.83	58.4	6.0	54.99	58.0	5.6	54.92	55.9	5.7	54.58	55.9
02/03/2017 03:50	5.9	54.77	58.3	6.0	54.91	58.0	5.6	54.87	55.8	5.7	54.50	55.9
02/03/2017 04:00	5.9	54.70	58.2	6.0	54.83	57.9	5.6	54.80	55.7	5.7	54.42	55.7
02/03/2017 04:10	5.9	54.59	58.1	6.0	54.75	57.8	5.6	54.69	55.6	5.7	54.33	55.6
02/03/2017 04:20	5.9	54.50	58.0	6.0	54.65	57.7	5.6	54.61	55.5	5.7	54.22	55.5
02/03/2017 04:30	5.9	54.42	58.0	6.0	54.55	57.6	5.6	54.52	55.5	5.8	54.14	55.5
02/03/2017 04:40	5.9	54.30	57.9	6.0	54.43	57.5	5.6	54.41	55.3	5.7	54.03	55.5
02/03/2017 04:50	5.9	54.23	57.8	6.0	54.34	57.5	5.6	54.31	55.3	5.8	53.94	55.2
02/03/2017 05:00	5.9	54.22	57.8	6.0	54.33	57.4	5.6	54.27	55.2	5.8	53.92	55.2
02/03/2017 05:10	5.9	54.22	57.7	6.0	54.33	57.4	5.6	54.23	55.2	5.7	53.92	55.2
02/03/2017 05:20	5.9	54.20	57.6	6.0	54.32	57.3	5.6	54.23	55.1	5.8	53.92	55.2
02/03/2017 05:30	5.9	54.13	57.6	6.0	54.26	57.4	5.6	54.23	55.1	5.8	53.91	55.1
02/03/2017 05:40	5.9	54.12	57.6	6.0	54.23	57.2	5.6	54.22	55.1	5.8	53.83	55.1
02/03/2017 05:50	5.9	54.02	57.5	6.0	54.22	57.2	5.6	54.14	55.1	5.7	53.81	54.9
02/03/2017 06:00	5.9	54.02	57.6	6.0	54.13	57.3	5.6	54.13	55.1	5.8	53.73	55.0
02/03/2017 06:10	5.9	53.98	57.5	6.0	54.12	57.2	5.6	54.09	55.1	5.8	53.73	55.1
02/03/2017 06:20	5.9	53.92	57.4	6.0	54.09	57.1	5.6	54.02	55.0	5.8	53.66	54.8
02/03/2017 06:30	5.9	53.90	57.4	6.0	54.02	57.1	5.7	53.96	54.9	5.8	53.58	54.7
02/03/2017 06:40	5.9	53.81	57.3	6.0	53.95	57.1	5.6	53.92	54.9	5.8	53.52	54.7
02/03/2017 06:50	5.9	53.74	57.3	6.0	53.89	57.0	5.6	53.86	54.8	5.7	53.49	54.7

Date/Time	HW13i F	HW13i T	HW13o	HW14i F	HW14i T	HW14o	HW15i F	HW15i T	HW15o	HW16i F	HW16i T	HW16o
02/03/2017 07:00	5.9	53.70	57.3	6.0	53.83	56.9	5.6	53.80	54.8	5.8	53.41	54.7
02/03/2017 07:10	5.9	53.63	57.1	6.0	53.76	56.9	5.6	53.73	54.7	5.8	53.33	54.5
02/03/2017 07:20	5.9	53.54	57.1	6.0	53.73	56.8	5.6	53.69	54.6	5.8	53.30	54.5
02/03/2017 07:30	5.9	53.52	57.1	6.0	53.71	56.7	5.6	53.63	54.6	5.8	53.23	54.6
02/03/2017 07:40	5.9	53.52	57.0	6.0	53.71	56.8	5.6	53.63	54.6	5.8	53.23	54.4
02/03/2017 07:50	5.9	53.54	57.0	6.0	53.72	56.7	5.6	53.65	54.5	5.8	53.28	54.5
02/03/2017 08:00	5.9	53.62	56.9	6.0	53.73	56.8	5.6	53.72	54.6	5.8	53.33	54.6
02/03/2017 08:10	5.9	53.63	57.0	6.0	53.73	56.7	5.6	53.73	54.6	5.8	53.35	54.5
02/03/2017 08:20	5.9	53.70	57.0	6.0	53.81	56.8	5.6	53.79	54.6	5.8	53.42	54.7
02/03/2017 08:30	5.9	53.65	57.0	6.0	53.78	56.7	5.6	53.74	54.6	5.8	53.40	54.6
02/03/2017 08:40	5.9	53.63	57.0	6.0	53.73	56.8	5.6	53.73	54.6	5.8	53.40	54.5
02/03/2017 08:50	5.9	53.70	57.0	6.0	53.76	56.7	5.6	53.78	54.6	5.8	53.45	54.5
02/03/2017 09:00	5.9	53.75	57.0	6.0	53.81	56.8	5.6	53.83	54.6	5.8	53.53	54.6
02/03/2017 09:10	5.9	53.88	57.1	6.0	53.89	56.8	5.6	53.90	54.7	5.8	53.62	54.6
02/03/2017 09:20	5.9	54.05	57.1	6.0	54.05	56.9	5.6	54.07	54.7	5.8	53.85	54.8
02/03/2017 09:30	5.9	54.18	57.2	6.0	54.20	56.9	5.6	54.22	54.9	5.8	53.99	54.9
02/03/2017 09:40	5.9	54.30	57.3	6.0	54.31	57.0	5.7	54.33	55.1	5.7	54.12	54.9
02/03/2017 09:50	5.9	54.49	57.4	6.0	54.47	57.2	5.6	54.53	55.1	5.7	54.30	55.1
02/03/2017 10:00	5.9	54.64	57.5	6.0	54.66	57.3	5.6	54.66	55.4	5.7	54.46	55.3
02/03/2017 10:10	5.9	54.75	57.6	6.0	54.75	57.4	5.6	54.78	55.5	5.7	54.58	55.5
02/03/2017 10:20	5.9	54.83	57.8	6.0	54.83	57.6	5.6	54.87	55.5	5.7	54.67	55.6
02/03/2017 10:30	5.9	54.97	57.9	6.0	54.99	57.6	5.6	55.00	55.7	5.7	54.81	55.7
02/03/2017 10:40	5.9	55.12	57.9	6.0	55.09	57.7	5.6	55.13	55.7	5.7	54.95	55.7
02/03/2017 10:50	5.9	55.26	58.0	6.0	55.24	57.8	5.6	55.26	55.9	5.7	55.12	55.8
02/03/2017 11:00	5.9	55.48	58.1	6.0	55.44	57.9	5.6	55.47	56.1	5.7	55.33	56.0
02/03/2017 11:10	5.9	55.69	58.3	6.0	55.65	58.1	5.6	55.66	56.3	5.7	55.57	56.2
02/03/2017 11:20	5.9	55.97	58.4	6.0	55.89	58.2	5.6	55.90	56.4	5.7	55.84	56.4
02/03/2017 11:30	5.9	56.25	58.6	6.0	56.16	58.4	5.6	56.17	56.6	5.7	56.10	56.5
02/03/2017 11:40	5.9	56.38	58.8	6.0	56.35	58.6	5.7	56.34	56.8	5.7	56.27	56.8
02/03/2017 11:50	5.9	56.53	59.0	6.0	56.48	58.7	5.6	56.49	57.0	5.7	56.38	57.1
02/03/2017 12:00	5.9	56.62	59.1	6.0	56.59	58.8	5.7	56.60	57.2	5.7	56.51	57.1
02/03/2017 12:10	5.9	56.79	59.2	6.0	56.74	59.0	5.7	56.74	57.3	5.7	56.67	57.1
02/03/2017 12:20	5.9	57.00	59.3	6.0	56.92	59.1	5.7	56.93	57.4	5.7	56.87	57.3
02/03/2017 12:30	5.9	57.13	59.5	6.0	57.04	59.3	5.7	57.06	57.6	5.7	57.00	57.5
02/03/2017 12:40	5.9	57.23	59.6	6.0	57.16	59.4	5.6	57.20	57.7	5.7	57.13	57.6
02/03/2017 12:50	5.9	57.40	59.7	6.0	57.33	59.5	5.6	57.37	57.8	5.7	57.28	57.7
02/03/2017 13:00	5.9	57.57	59.8	6.0	57.46	59.7	5.6	57.52	57.9	5.7	57.47	57.9
02/03/2017 13:10	5.9	57.69	60.0	6.0	57.60	59.8	5.6	57.65	58.1	5.7	57.54	58.1
02/03/2017 13:20	5.9	57.83	60.0	6.0	57.71	59.9	5.6	57.76	58.2	5.7	57.73	58.3
02/03/2017 13:30	5.9	58.01	60.1	6.0	57.85	60.0	5.6	57.91	58.4	5.7	57.89	58.4
02/03/2017 13:40	5.9	58.25	60.3	6.0	58.02	60.2	5.6	58.09	58.5	5.7	58.14	58.4
02/03/2017 13:50	5.9	58.45	60.5	6.0	58.22	60.3	5.6	58.29	58.7	5.7	58.35	58.7
02/03/2017 14:00	5.9	58.70	60.6	6.0	58.48	60.5	5.6	58.53	58.9	5.7	58.59	58.9
02/03/2017 14:10	5.9	58.73	60.7	6.0	58.55	60.6	5.6	58.61	59.0	5.7	58.62	59.0
02/03/2017 14:20	5.9	58.80	60.8	6.0	58.64	60.7	5.6	58.70	59.1	5.7	58.66	59.0
02/03/2017 14:30	5.9	58.95	61.0	6.0	58.74	60.8	5.6	58.83	59.2	5.7	58.85	59.2
02/03/2017 14:40	5.9	59.06	61.1	6.0	58.86	60.9	5.6	58.91	59.4	5.7	58.92	59.3
02/03/2017 14:50	5.9	59.17	61.2	6.0	58.99	61.0	5.6	59.01	59.5	5.7	58.99	59.5
02/03/2017 15:00	5.9	59.26	61.3	6.0	59.08	61.1	5.6	59.13	59.6	5.7	59.13	59.6
02/03/2017 15:10	5.9	59.29	61.4	6.0	59.11	61.2	5.6	59.18	59.6	5.7	59.16	59.5
02/03/2017 15:20	5.9	59.40	61.5	6.0	59.20	61.3	5.6	59.26	59.7	5.7	59.28	59.6
02/03/2017 15:30	5.9	59.52	61.5	6.0	59.32	61.3	5.6	59.38	59.7	5.7	59.38	59.8
02/03/2017 15:40	5.9	59.58	61.6	6.0	59.37	61.5	5.6	59.43	59.9	5.7	59.46	59.9
02/03/2017 15:50	5.9	59.64	61.7	6.0	59.43	61.6	5.6	59.50	59.9	5.7	59.53	60.0
02/03/2017 16:00	5.9	59.68	61.8	6.0	59.50	61.6	5.6	59.52	60.0	5.7	59.56	60.0

Date/Time	HW13i F	HW13i T	HW13o	HW14i F	HW14i T	HW14o	HW15i F	HW15i T	HW15o	HW16i F	HW16i T	HW16o
02/03/2017 16:10	5.9	59.67	61.8	5.9	59.52	61.6	5.6	59.54	60.0	5.7	59.57	60.0
02/03/2017 16:20	5.9	59.70	61.8	6.0	59.54	61.6	5.6	59.61	60.0	5.7	59.58	60.0
02/03/2017 16:30	5.9	59.73	61.9	6.0	59.60	61.7	5.6	59.63	60.1	5.7	59.60	60.1
02/03/2017 16:40	5.9	59.76	62.0	6.0	59.62	61.7	5.6	59.63	60.2	5.7	59.62	60.1
02/03/2017 16:50	5.9	59.67	62.0	6.0	59.55	61.7	5.6	59.58	60.1	5.7	59.54	60.2
02/03/2017 17:00	5.9	59.57	62.0	6.0	59.52	61.7	5.6	59.53	60.1	5.7	59.38	60.1
02/03/2017 17:10	5.9	59.45	61.9	6.0	59.42	61.7	5.6	59.44	60.0	5.7	59.26	60.0
02/03/2017 17:20	5.9	59.22	61.9	6.0	59.27	61.6	5.6	59.26	60.0	5.7	58.98	59.9
02/03/2017 17:30	5.9	59.01	61.8	6.0	59.05	61.5	5.6	59.06	59.8	5.7	58.77	59.8
02/03/2017 17:40	5.9	58.87	61.7	6.0	58.95	61.4	5.6	58.92	59.6	5.7	58.62	59.7
02/03/2017 17:50	5.9	58.67	61.6	6.0	58.75	61.3	5.6	58.74	59.5	5.7	58.42	59.5
02/03/2017 18:00	5.9	58.55	61.4	6.0	58.66	61.1	5.6	58.62	59.3	5.7	58.29	59.3
02/03/2017 18:10	5.9	58.44	61.3	6.0	58.53	61.1	5.6	58.51	59.3	5.7	58.20	59.1
02/03/2017 18:20	5.9	58.30	61.2	6.0	58.40	61.0	5.6	58.37	59.1	5.7	58.04	59.1
02/03/2017 18:30	5.9	58.19	61.1	6.0	58.27	60.9	5.6	58.23	59.0	5.7	57.88	59.1
02/03/2017 18:40	5.9	58.07	61.0	6.0	58.16	60.7	5.6	58.11	58.9	5.7	57.78	58.9
02/03/2017 18:50	5.9	57.98	60.9	6.0	58.05	60.6	5.6	58.02	58.7	5.7	57.73	58.8
02/03/2017 19:00	5.9	57.87	60.8	6.0	57.97	60.6	5.6	57.94	58.6	5.7	57.59	58.7
02/03/2017 19:10	5.9	57.75	60.7	6.0	57.83	60.5	5.6	57.83	58.6	5.7	57.49	58.5
02/03/2017 19:20	5.9	57.67	60.6	6.0	57.76	60.4	5.6	57.74	58.5	5.7	57.38	58.3
02/03/2017 19:30	5.9	57.58	60.5	6.0	57.67	60.3	5.6	57.67	58.4	5.7	57.27	58.3
02/03/2017 19:40	5.9	57.50	60.5	6.0	57.60	60.2	5.6	57.58	58.3	5.7	57.22	58.4
02/03/2017 19:50	5.9	57.41	60.4	6.0	57.51	60.2	5.6	57.49	58.3	5.7	57.13	58.2
02/03/2017 20:00	5.9	57.29	60.3	6.0	57.39	60.1	5.6	57.37	58.1	5.7	57.01	58.1
02/03/2017 20:10	5.9	57.23	60.3	6.0	57.33	60.0	5.6	57.32	58.0	5.7	56.93	58.0
02/03/2017 20:20	5.9	57.19	60.2	6.0	57.30	59.9	5.6	57.29	58.0	5.7	56.92	58.0
02/03/2017 20:30	5.9	57.07	60.2	6.0	57.16	59.9	5.6	57.14	57.9	5.7	56.81	57.9
02/03/2017 20:40	5.9	57.02	60.1	6.0	57.12	59.8	5.6	57.07	57.9	5.7	56.76	57.8
02/03/2017 20:50	5.9	56.98	60.0	6.0	57.11	59.8	5.6	57.06	57.8	5.7	56.76	57.9
02/03/2017 21:00	5.9	56.84	59.9	6.0	56.95	59.7	5.6	56.91	57.8	5.7	56.59	57.7
02/03/2017 21:10	5.9	56.74	59.9	6.0	56.84	59.7	5.6	56.82	57.6	5.7	56.46	57.5
02/03/2017 21:20	5.9	56.64	59.8	6.0	56.76	59.6	5.6	56.72	57.5	5.7	56.38	57.6
02/03/2017 21:30	5.9	56.60	59.7	6.0	56.72	59.4	5.6	56.66	57.4	5.7	56.32	57.4
02/03/2017 21:40	5.9	56.54	59.6	6.0	56.68	59.4	5.6	56.61	57.4	5.7	56.28	57.5
02/03/2017 21:50	5.9	56.42	59.6	6.0	56.52	59.3	5.6	56.45	57.3	5.7	56.14	57.2
02/03/2017 22:00	5.9	56.34	59.5	6.0	56.47	59.3	5.6	56.40	57.2	5.7	56.09	57.2
02/03/2017 22:10	5.9	56.23	59.5	6.0	56.40	59.2	5.6	56.32	57.1	5.7	56.00	57.2
02/03/2017 22:20	5.9	56.21	59.4	6.0	56.31	59.1	5.6	56.23	57.1	5.7	55.92	57.0
02/03/2017 22:30	5.9	56.13	59.3	6.0	56.23	59.0	5.6	56.22	57.0	5.7	55.86	56.9
02/03/2017 22:40	5.9	56.05	59.2	6.0	56.15	58.9	5.6	56.10	57.0	5.7	55.77	56.9
02/03/2017 22:50	5.9	55.95	59.2	6.0	56.13	58.9	5.6	56.02	56.9	5.7	55.73	56.9
02/03/2017 23:00	5.9	55.90	59.1	6.0	56.01	58.9	5.7	55.98	56.8	5.7	55.65	56.7
02/03/2017 23:10	5.9	55.82	59.1	6.0	55.92	58.9	5.6	55.91	56.8	5.7	55.53	56.7
02/03/2017 23:20	5.9	55.76	59.0	6.0	55.92	58.7	5.6	55.87	56.7	5.7	55.52	56.7
02/03/2017 23:30	5.9	55.66	58.9	6.0	55.82	58.7	5.6	55.76	56.6	5.7	55.42	56.6
02/03/2017 23:40	5.9	55.47	58.9	6.0	55.64	58.5	5.6	55.57	56.5	5.7	55.21	56.5
02/03/2017 23:50	5.9	55.49	58.8	6.0	55.62	58.5	5.6	55.58	56.4	5.7	55.22	56.3
02/04/2017 00:00	5.9	55.46	58.7	6.0	55.60	58.4	5.6	55.55	56.4	5.7	55.18	56.4
02/04/2017 00:10	5.9	55.38	58.7	6.0	55.52	58.4	5.6	55.48	56.3	5.8	55.10	56.3
02/04/2017 00:20	5.9	55.30	58.6	6.0	55.42	58.4	5.7	55.38	56.2	5.7	55.02	56.2
02/04/2017 00:30	5.9	55.31	58.6	6.0	55.45	58.3	5.6	55.40	56.2	5.7	55.06	56.1
02/04/2017 00:40	5.9	55.19	58.5	6.0	55.34	58.2	5.6	55.28	56.2	5.8	54.94	56.2
02/04/2017 00:50	5.9	55.17	58.5	6.0	55.34	58.2	5.6	55.27	56.1	5.8	54.92	56.1
02/04/2017 01:00	5.9	55.09	58.4	6.0	55.20	58.1	5.7	55.17	56.1	5.7	54.80	56.0
02/04/2017 01:10	5.9	55.02	58.3	6.0	55.13	58.0	5.6	55.09	55.9	5.8	54.71	55.9

Date/Time	HW13i F	HW13i T	HW13o	HW14i F	HW14i T	HW14o	HW15i F	HW15i T	HW15o	HW16i F	HW16i T	HW16o
02/04/2017 01:20	5.9	54.92	58.3	6.0	55.04	58.0	5.6	55.02	55.9	5.8	54.63	55.9
02/04/2017 01:30	5.9	54.84	58.2	6.0	55.02	57.9	5.6	54.95	55.8	5.8	54.61	55.8
02/04/2017 01:40	5.9	54.83	58.2	6.0	54.98	57.9	5.6	54.92	55.8	5.8	54.53	55.7
02/04/2017 01:50	5.9	54.80	58.1	6.0	54.92	57.9	5.6	54.90	55.8	5.8	54.47	55.7
02/04/2017 02:00	5.9	54.65	58.1	6.0	54.77	57.8	5.6	54.75	55.6	5.8	54.35	55.7
02/04/2017 02:10	5.9	54.55	58.0	6.0	54.68	57.7	5.7	54.65	55.6	5.8	54.25	55.4
02/04/2017 02:20	6.0	54.58	58.0	6.0	54.70	57.6	5.6	54.65	55.5	5.8	54.28	55.5
02/04/2017 02:30	6.0	54.53	57.9	6.0	54.71	57.6	5.7	54.63	55.5	5.8	54.25	55.5
02/04/2017 02:40	5.9	54.52	57.9	6.0	54.65	57.5	5.6	54.62	55.5	5.8	54.22	55.4
02/04/2017 02:50	5.9	54.48	57.8	6.0	54.62	57.5	5.6	54.57	55.4	5.8	54.20	55.3
02/04/2017 03:00	5.9	54.46	57.8	6.0	54.57	57.5	5.6	54.56	55.4	5.8	54.16	55.3
02/04/2017 03:10	5.9	54.38	57.8	6.0	54.52	57.5	5.7	54.48	55.4	5.8	54.12	55.2
02/04/2017 03:20	6.0	54.33	57.7	6.0	54.45	57.5	5.7	54.42	55.3	5.8	54.07	55.3
02/04/2017 03:30	6.0	54.30	57.7	6.0	54.42	57.3	5.6	54.38	55.2	5.8	54.02	55.2
02/04/2017 03:40	6.0	54.23	57.6	6.0	54.36	57.3	5.7	54.33	55.2	5.8	53.97	55.1
02/04/2017 03:50	6.0	54.19	57.6	6.0	54.30	57.2	5.7	54.28	55.2	5.8	53.90	55.2
02/04/2017 04:00	6.0	54.09	57.5	6.0	54.22	57.2	5.7	54.19	55.1	5.8	53.82	55.1
02/04/2017 04:10	6.0	54.10	57.4	6.0	54.23	57.2	5.7	54.22	55.0	5.8	53.83	55.0
02/04/2017 04:20	6.0	54.03	57.4	6.0	54.16	57.2	5.7	54.14	55.1	5.8	53.77	54.9
02/04/2017 04:30	6.0	54.05	57.4	6.0	54.16	57.2	5.6	54.15	55.0	5.8	53.77	54.9
02/04/2017 04:40	6.0	54.11	57.4	6.0	54.23	57.0	5.7	54.21	55.0	5.8	53.83	54.9
02/04/2017 04:50	6.0	54.13	57.4	6.0	54.23	57.1	5.7	54.22	55.0	5.8	53.83	55.0
02/04/2017 05:00	6.0	54.09	57.4	6.0	54.21	57.1	5.7	54.20	55.0	5.8	53.83	55.0
02/04/2017 05:10	6.0	54.07	57.3	6.0	54.20	57.0	5.7	54.17	55.0	5.8	53.82	54.9
02/04/2017 05:20	6.0	54.06	57.3	6.0	54.19	57.1	5.7	54.14	55.0	5.8	53.81	55.0
02/04/2017 05:30	5.9	53.95	57.3	6.0	54.09	57.1	5.7	54.08	55.0	5.8	53.69	55.1
02/04/2017 05:40	6.0	53.91	57.2	6.0	54.02	57.0	5.7	54.00	54.9	5.8	53.60	54.8
02/04/2017 05:50	6.0	53.86	57.2	6.0	53.97	57.0	5.7	53.92	54.8	5.8	53.52	54.8
02/04/2017 06:00	6.0	53.80	57.1	6.0	53.92	56.9	5.7	53.91	54.8	5.8	53.51	54.8
02/04/2017 06:10	6.0	53.73	57.2	6.0	53.86	56.8	5.7	53.84	54.7	5.8	53.46	54.7
02/04/2017 06:20	6.0	53.69	57.1	6.0	53.82	56.8	5.7	53.79	54.7	5.8	53.40	54.6
02/04/2017 06:30	6.0	53.63	57.0	6.0	53.78	56.8	5.7	53.73	54.6	5.8	53.35	54.6
02/04/2017 06:40	6.0	53.59	57.0	6.0	53.73	56.7	5.7	53.71	54.6	5.8	53.32	54.5
02/04/2017 06:50	6.0	53.53	56.9	6.0	53.67	56.6	5.7	53.63	54.6	5.8	53.24	54.5
02/04/2017 07:00	6.0	53.42	56.9	6.0	53.59	56.6	5.7	53.53	54.5	5.8	53.15	54.4
02/04/2017 07:10	6.0	53.33	56.8	6.0	53.50	56.6	5.7	53.45	54.5	5.8	53.05	54.3
02/04/2017 07:20	6.0	53.27	56.7	6.0	53.42	56.5	5.7	53.38	54.3	5.8	53.01	54.4
02/04/2017 07:30	6.0	53.23	56.7	6.0	53.40	56.5	5.7	53.34	54.2	5.8	52.97	54.4
02/04/2017 07:40	6.0	53.27	56.6	6.0	53.42	56.4	5.7	53.36	54.2	5.8	53.00	54.1
02/04/2017 07:50	6.0	53.30	56.6	6.0	53.46	56.3	5.7	53.39	54.2	5.8	53.04	54.3
02/04/2017 08:00	6.0	53.42	56.6	6.0	53.55	56.4	5.7	53.52	54.3	5.8	53.15	54.3
02/04/2017 08:10	6.0	53.51	56.7	6.0	53.66	56.4	5.7	53.60	54.3	5.8	53.24	54.3
02/04/2017 08:20	6.0	53.60	56.7	6.0	53.73	56.6	5.7	53.69	54.4	5.8	53.34	54.3
02/04/2017 08:30	6.0	53.70	56.8	6.0	53.79	56.6	5.7	53.77	54.5	5.8	53.44	54.3
02/04/2017 08:40	6.0	53.77	56.8	6.0	53.89	56.6	5.7	53.86	54.6	5.8	53.52	54.7
02/04/2017 08:50	6.0	53.86	56.9	6.0	53.95	56.7	5.7	53.93	54.7	5.8	53.60	54.6
02/04/2017 09:00	6.0	54.01	56.9	6.0	54.10	56.7	5.7	54.08	54.8	5.8	53.78	54.7
02/04/2017 09:10	6.0	54.13	57.1	6.0	54.22	56.8	5.7	54.20	54.9	5.8	53.89	54.9
02/04/2017 09:20	6.0	54.27	57.1	6.0	54.34	56.9	5.7	54.31	55.0	5.8	54.03	54.9
02/04/2017 09:30	6.0	54.52	57.3	6.0	54.55	57.0	5.7	54.55	55.1	5.8	54.30	55.1
02/04/2017 09:40	6.0	54.71	57.4	6.0	54.75	57.1	5.7	54.76	55.3	5.8	54.45	55.4
02/04/2017 09:50	6.0	54.78	57.6	6.0	54.83	57.3	5.7	54.83	55.4	5.8	54.53	55.4
02/04/2017 10:00	6.0	54.87	57.7	6.0	54.95	57.4	5.7	54.93	55.5	5.8	54.63	55.5
02/04/2017 10:10	5.9	55.13	57.7	6.0	55.13	57.5	5.7	55.15	55.6	5.8	54.96	55.6
02/04/2017 10:20	5.9	55.40	57.9	6.0	55.40	57.7	5.7	55.39	55.9	5.8	55.22	55.9

Date/Time	HW13i F	HW13i T	HW13o	HW14i F	HW14i T	HW14o	HW15i F	HW15i T	HW15o	HW16i F	HW16i T	HW16o
02/04/2017 10:30	5.9	55.67	58.1	6.0	55.68	57.9	5.7	55.67	56.1	5.7	55.49	56.1
02/04/2017 10:40	5.9	55.87	58.3	6.0	55.89	58.1	5.7	55.88	56.3	5.7	55.64	56.4
02/04/2017 10:50	5.9	56.13	58.4	6.0	56.09	58.2	5.7	56.11	56.5	5.7	55.95	56.6
02/04/2017 11:00	5.9	56.38	58.6	6.0	56.38	58.5	5.6	56.36	56.7	5.7	56.19	56.9
02/04/2017 11:10	5.9	56.67	58.8	6.0	56.63	58.6	5.6	56.63	56.9	5.7	56.50	57.0
02/04/2017 11:20	5.9	56.97	59.0	6.0	56.95	58.9	5.7	56.95	57.3	5.7	56.84	57.2
02/04/2017 11:30	5.9	57.29	59.3	6.0	57.25	59.1	5.6	57.27	57.6	5.7	57.15	57.5
02/04/2017 11:40	5.9	57.58	59.5	6.0	57.50	59.4	5.6	57.56	57.8	5.7	57.41	57.9
02/04/2017 11:50	5.9	57.91	59.8	6.0	57.83	59.6	5.6	57.87	58.1	5.7	57.74	58.1
02/04/2017 12:00	5.9	58.20	60.0	6.0	58.09	60.0	5.6	58.13	58.4	5.7	58.03	58.4
02/04/2017 12:10	5.9	58.54	60.2	6.0	58.42	60.1	5.6	58.46	58.6	5.7	58.35	58.6
02/04/2017 12:20	5.9	58.77	60.5	6.0	58.67	60.4	5.6	58.73	59.0	5.7	58.62	59.0
02/04/2017 12:30	5.9	59.08	60.7	5.9	58.94	60.6	5.6	58.99	59.3	5.7	58.90	59.2
02/04/2017 12:40	5.9	59.37	61.0	5.9	59.21	60.8	5.6	59.26	59.4	5.7	59.20	59.4
02/04/2017 12:50	5.9	59.70	61.2	5.9	59.55	61.1	5.6	59.60	59.7	5.7	59.53	59.8
02/04/2017 13:00	5.9	59.92	61.4	5.9	59.79	61.4	5.6	59.84	60.0	5.7	59.73	60.2
02/04/2017 13:10	5.9	59.90	61.7	5.9	59.89	61.5	5.6	59.90	60.2	5.7	59.65	60.1
02/04/2017 13:20	5.9	59.87	61.8	5.9	59.92	61.7	5.6	59.91	60.2	5.7	59.63	60.3
02/04/2017 13:30	5.9	59.94	61.9	5.9	59.96	61.7	5.6	59.95	60.3	5.7	59.69	60.3
02/04/2017 13:40	5.9	60.01	61.9	5.9	60.02	61.8	5.6	60.03	60.4	5.7	59.79	60.3
02/04/2017 13:50	5.9	60.03	62.1	5.9	60.03	61.9	5.6	60.04	60.4	5.7	59.82	60.5
02/04/2017 14:00	5.9	60.09	62.2	5.9	60.08	61.9	5.6	60.10	60.4	5.7	59.85	60.5
02/04/2017 14:10	5.9	60.19	62.2	5.9	60.18	62.0	5.6	60.20	60.5	5.7	59.92	60.5
02/04/2017 14:20	5.9	60.23	62.3	5.9	60.24	62.0	5.6	60.23	60.5	5.7	59.96	60.7
02/04/2017 14:30	5.9	60.26	62.3	5.9	60.30	62.1	5.6	60.28	60.6	5.7	60.02	60.8
02/04/2017 14:40	5.9	60.36	62.4	5.9	60.38	62.2	5.6	60.36	60.7	5.7	60.09	60.8
02/04/2017 14:50	5.9	60.41	62.4	5.9	60.42	62.2	5.6	60.41	60.7	5.7	60.16	60.8
02/04/2017 15:00	5.9	60.47	62.5	5.9	60.46	62.2	5.6	60.47	60.8	5.7	60.23	60.8
02/04/2017 15:10	5.9	60.52	62.6	5.9	60.52	62.3	5.6	60.52	60.8	5.7	60.26	60.9
02/04/2017 15:20	5.9	60.64	62.6	5.9	60.65	62.3	5.6	60.64	60.8	5.7	60.41	60.8
02/04/2017 15:30	5.9	60.73	62.7	5.9	60.73	62.4	5.6	60.72	61.0	5.7	60.51	61.1
02/04/2017 15:40	5.9	60.76	62.8	5.9	60.74	62.5	5.6	60.75	61.1	5.7	60.52	61.1
02/04/2017 15:50	5.9	60.79	62.8	5.9	60.78	62.6	5.6	60.80	61.1	5.7	60.52	61.2
02/04/2017 16:00	5.9	60.78	62.9	5.9	60.79	62.6	5.6	60.80	61.2	5.7	60.52	61.1
02/04/2017 16:10	5.9	60.75	62.9	5.9	60.76	62.6	5.6	60.76	61.2	5.7	60.52	61.1
02/04/2017 16:20	5.9	60.82	62.9	5.9	60.82	62.6	5.6	60.82	61.2	5.7	60.52	61.1
02/04/2017 16:30	5.9	60.78	62.9	5.9	60.81	62.6	5.6	60.80	61.2	5.7	60.52	61.1
02/04/2017 16:40	5.9	60.76	62.9	5.9	60.81	62.7	5.6	60.78	61.2	5.7	60.52	61.1
02/04/2017 16:50	5.9	60.75	62.9	5.9	60.77	62.7	5.6	60.77	61.2	5.7	60.52	61.1
02/04/2017 17:00	5.9	60.73	62.9	5.9	60.74	62.7	5.6	60.73	61.2	5.7	60.50	61.1
02/04/2017 17:10	5.9	60.73	62.9	5.9	60.73	62.7	5.6	60.73	61.2	5.7	60.49	61.1
02/04/2017 17:20	5.9	60.72	62.9	5.9	60.73	62.7	5.6	60.73	61.2	5.7	60.45	61.1
02/04/2017 17:30	5.9	60.71	62.9	5.9	60.73	62.7	5.6	60.73	61.1	5.7	60.42	61.1
02/04/2017 17:40	5.9	60.65	62.9	5.9	60.72	62.6	5.6	60.71	61.1	5.7	60.42	61.2
02/04/2017 17:50	5.9	60.63	62.9	5.9	60.73	62.7	5.6	60.70	61.1	5.7	60.42	61.1
02/04/2017 18:00	5.9	60.63	62.9	5.9	60.72	62.6	5.6	60.69	61.1	5.7	60.42	61.1
02/04/2017 18:10	5.9	60.63	62.9	5.9	60.72	62.6	5.6	60.68	61.1	5.7	60.42	61.1
02/04/2017 18:20	5.9	60.63	62.9	5.9	60.72	62.7	5.6	60.66	61.1	5.7	60.42	61.1
02/04/2017 18:30	5.9	60.65	62.9	5.9	60.72	62.7	5.6	60.72	61.1	5.7	60.42	61.1
02/04/2017 18:40	5.9	60.72	62.9	5.9	60.73	62.7	5.6	60.73	61.1	5.7	60.42	61.2
02/04/2017 18:50	5.9	60.73	62.9	5.9	60.73	62.7	5.6	60.73	61.1	5.7	60.47	61.1
02/04/2017 19:00	5.9	60.73	62.9	5.9	60.75	62.7	5.6	60.74	61.1	5.7	60.51	61.1
02/04/2017 19:10	5.9	60.77	62.9	5.9	60.78	62.7	5.6	60.77	61.2	5.7	60.52	61.1
02/04/2017 19:20	5.9	60.81	63.0	5.9	60.83	62.7	5.6	60.82	61.2	5.7	60.52	61.1
02/04/2017 19:30	5.9	60.83	63.1	5.9	60.83	62.7	5.6	60.83	61.2	5.7	60.52	61.3

Date/Time	HW13i F	HW13i T	HW13o	HW14i F	HW14i T	HW14o	HW15i F	HW15i T	HW15o	HW16i F	HW16i T	HW16o
02/04/2017 19:40	5.9	60.88	63.1	5.9	60.89	62.7	5.6	60.90	61.2	5.7	60.58	61.3
02/04/2017 19:50	5.9	60.92	63.1	5.9	60.92	62.8	5.6	60.92	61.3	5.7	60.63	61.5
02/04/2017 20:00	5.9	60.92	63.1	5.9	60.95	62.8	5.6	60.93	61.2	5.7	60.66	61.3
02/04/2017 20:10	5.9	60.92	63.1	5.9	60.95	62.9	5.6	60.93	61.3	5.7	60.65	61.4
02/04/2017 20:20	5.9	60.92	63.1	5.9	60.92	62.9	5.6	60.92	61.3	5.7	60.61	61.3
02/04/2017 20:30	5.9	60.84	63.1	5.9	60.90	62.9	5.6	60.90	61.3	5.7	60.53	61.2
02/04/2017 20:40	5.9	60.80	63.1	5.9	60.82	62.9	5.6	60.82	61.2	5.7	60.52	61.2
02/04/2017 20:50	5.9	60.75	63.1	5.9	60.79	62.9	5.6	60.78	61.2	5.7	60.49	61.3
02/04/2017 21:00	5.9	60.73	63.1	5.9	60.76	62.8	5.6	60.74	61.2	5.7	60.45	61.2
02/04/2017 21:10	5.9	60.70	63.1	5.9	60.73	62.7	5.6	60.72	61.2	5.7	60.42	61.1
02/04/2017 21:20	5.9	60.66	63.0	5.9	60.71	62.7	5.6	60.67	61.1	5.7	60.38	61.1
02/04/2017 21:30	5.9	60.62	63.0	6.0	60.66	62.7	5.6	60.63	61.1	5.7	60.33	61.1
02/04/2017 21:40	5.9	60.55	63.0	5.9	60.62	62.7	5.6	60.62	61.1	5.7	60.28	61.1
02/04/2017 21:50	5.9	60.52	63.0	6.0	60.57	62.6	5.6	60.55	61.0	5.7	60.23	61.0
02/04/2017 22:00	5.9	60.49	62.9	5.9	60.50	62.6	5.6	60.50	61.0	5.7	60.20	61.0
02/04/2017 22:10	5.9	60.43	62.9	5.9	60.50	62.5	5.6	60.49	61.0	5.7	60.20	60.9
02/04/2017 22:20	5.9	60.42	62.9	6.0	60.45	62.5	5.6	60.44	61.0	5.7	60.15	61.0
02/04/2017 22:30	5.9	60.34	62.8	6.0	60.42	62.5	5.6	60.38	60.9	5.7	60.07	61.0
02/04/2017 22:40	5.9	60.26	62.8	6.0	60.35	62.5	5.7	60.31	60.9	5.7	60.01	60.8
02/04/2017 22:50	5.9	60.23	62.8	6.0	60.32	62.5	5.7	60.30	60.8	5.7	59.99	60.8
02/04/2017 23:00	5.9	60.22	62.7	6.0	60.27	62.5	5.6	60.23	60.7	5.7	59.92	60.7
02/04/2017 23:10	5.9	60.15	62.7	6.0	60.21	62.4	5.6	60.20	60.7	5.7	59.88	60.7
02/04/2017 23:20	5.9	60.08	62.6	5.9	60.13	62.3	5.6	60.13	60.6	5.7	59.82	60.7
02/04/2017 23:30	5.9	60.02	62.7	6.0	60.07	62.3	5.6	60.06	60.6	5.7	59.73	60.6
02/04/2017 23:40	5.9	59.93	62.6	6.0	60.02	62.2	5.6	60.01	60.6	5.7	59.64	60.6
02/04/2017 23:50	5.9	59.87	62.4	5.9	59.96	62.1	5.6	59.92	60.5	5.7	59.63	60.5
02/05/2017 00:00	5.9	59.83	62.4	6.0	59.91	62.1	5.6	59.87	60.4	5.7	59.54	60.4
02/05/2017 00:10	5.9	59.82	62.3	6.0	59.84	62.1	5.6	59.83	60.4	5.7	59.53	60.4
02/05/2017 00:20	5.9	59.77	62.3	6.0	59.83	62.0	5.6	59.83	60.3	5.7	59.52	60.3
02/05/2017 00:30	5.9	59.69	62.3	6.0	59.75	62.0	5.6	59.75	60.3	5.7	59.43	60.3
02/05/2017 00:40	5.9	59.63	62.3	6.0	59.73	61.9	5.6	59.72	60.2	5.7	59.40	60.3
02/05/2017 00:50	5.9	59.61	62.2	6.0	59.71	61.9	5.6	59.65	60.2	5.7	59.33	60.3
02/05/2017 01:00	5.9	59.52	62.2	6.0	59.63	61.9	5.6	59.63	60.2	5.7	59.31	60.2
02/05/2017 01:10	5.9	59.48	62.1	6.0	59.56	61.8	5.6	59.55	60.1	5.7	59.22	60.0
02/05/2017 01:20	5.9	59.42	62.1	6.0	59.48	61.8	5.6	59.47	60.1	5.7	59.14	60.0
02/05/2017 01:30	5.9	59.37	62.1	6.0	59.42	61.8	5.6	59.42	60.0	5.7	59.09	60.0
02/05/2017 01:40	5.9	59.29	62.0	6.0	59.33	61.6	5.6	59.33	60.0	5.7	59.00	60.0
02/05/2017 01:50	5.9	59.27	61.9	6.0	59.33	61.6	5.6	59.34	59.9	5.7	58.99	59.9
02/05/2017 02:00	5.9	59.30	61.9	6.0	59.35	61.5	5.6	59.35	59.9	5.7	59.01	59.9
02/05/2017 02:10	5.9	59.27	61.9	6.0	59.33	61.6	5.6	59.33	59.9	5.7	58.99	59.9
02/05/2017 02:20	5.9	59.27	61.8	6.1	59.33	61.6	5.6	59.33	59.8	5.7	58.99	59.9
02/05/2017 02:30	5.9	59.27	61.9	6.2	59.33	61.6	5.6	59.33	59.9	5.7	58.99	59.8
02/05/2017 02:40	5.9	59.32	61.9	6.2	59.36	61.6	5.6	59.35	59.9	5.7	59.02	59.9
02/05/2017 02:50	5.9	59.25	61.8	6.2	59.33	61.6	5.6	59.33	60.0	5.7	58.98	59.8
02/05/2017 03:00	5.9	59.23	61.8	6.2	59.32	61.6	5.6	59.32	59.8	5.7	58.92	59.9
02/05/2017 03:10	5.9	59.23	61.8	6.2	59.33	61.6	5.6	59.31	59.8	5.7	58.93	59.9
02/05/2017 03:20	5.9	59.22	61.8	6.2	59.30	61.5	5.6	59.30	59.8	5.7	58.92	59.8
02/05/2017 03:30	5.9	59.23	61.8	6.2	59.33	61.5	5.6	59.32	59.8	5.7	58.92	59.8
02/05/2017 03:40	5.9	59.23	61.8	6.2	59.33	61.5	5.6	59.33	59.8	5.7	58.95	59.8
02/05/2017 03:50	5.9	59.22	61.8	6.2	59.25	61.5	5.6	59.25	59.8	5.7	58.92	59.8
02/05/2017 04:00	5.9	59.22	61.8	6.2	59.31	61.5	5.6	59.31	59.8	5.7	58.93	59.8
02/05/2017 04:10	5.9	59.21	61.8	6.2	59.31	61.5	5.6	59.31	59.9	5.7	58.92	59.8
02/05/2017 04:20	5.9	59.13	61.7	6.2	59.19	61.5	5.6	59.17	59.8	5.7	58.86	59.7
02/05/2017 04:30	5.9	59.10	61.7	6.2	59.15	61.5	5.6	59.14	59.7	5.7	58.83	59.7
02/05/2017 04:40	5.9	59.02	61.7	6.2	59.12	61.4	5.6	59.13	59.6	5.7	58.82	59.6

Date/Time	HW13i F	HW13i T	HW13o	HW14i F	HW14i T	HW14o	HW15i F	HW15i T	HW15o	HW16i F	HW16i T	HW16o
02/05/2017 04:50	5.9	59.02	61.7	6.2	59.05	61.4	5.6	59.05	59.7	5.7	58.74	59.8
02/05/2017 05:00	5.9	59.02	61.6	6.2	59.08	61.4	5.6	59.08	59.6	5.7	58.76	59.7
02/05/2017 05:10	5.9	58.98	61.6	6.2	59.03	61.4	5.6	59.03	59.6	5.7	58.73	59.7
02/05/2017 05:20	5.9	58.93	61.6	6.2	59.02	61.3	5.6	59.01	59.6	5.7	58.67	59.7
02/05/2017 05:30	5.9	58.88	61.5	6.2	58.98	61.4	5.6	58.94	59.5	5.7	58.63	59.6
02/05/2017 05:40	5.9	58.82	61.5	6.2	58.91	61.3	5.6	58.91	59.5	5.7	58.60	59.5
02/05/2017 05:50	5.9	58.77	61.5	6.2	58.85	61.2	5.6	58.84	59.4	5.7	58.54	59.5
02/05/2017 06:00	5.9	58.74	61.5	6.2	58.82	61.1	5.6	58.82	59.4	5.7	58.51	59.4
02/05/2017 06:10	5.9	58.73	61.4	6.2	58.79	61.1	5.6	58.79	59.4	5.7	58.48	59.4
02/05/2017 06:20	5.9	58.69	61.3	6.2	58.74	61.1	5.6	58.74	59.4	5.7	58.43	59.3
02/05/2017 06:30	5.9	58.69	61.3	6.2	58.73	61.1	5.6	58.74	59.3	5.7	58.44	59.4
02/05/2017 06:40	5.9	58.68	61.3	6.2	58.73	61.1	5.6	58.73	59.3	5.7	58.42	59.4
02/05/2017 06:50	5.9	58.70	61.3	6.2	58.74	61.0	5.6	58.75	59.3	5.7	58.44	59.4
02/05/2017 07:00	5.9	58.64	61.3	6.2	58.73	61.1	5.6	58.73	59.3	5.7	58.42	59.3
02/05/2017 07:10	5.9	58.63	61.3	6.2	58.73	61.1	5.6	58.73	59.3	5.7	58.42	59.3
02/05/2017 07:20	5.9	58.65	61.3	6.2	58.73	61.0	5.6	58.73	59.3	5.7	58.41	59.2
02/05/2017 07:30	5.9	58.61	61.2	6.2	58.71	61.0	5.6	58.67	59.3	5.7	58.34	59.3
02/05/2017 07:40	5.9	58.63	61.3	6.2	58.73	61.0	5.6	58.73	59.3	5.7	58.41	59.3
02/05/2017 07:50	5.9	58.70	61.2	6.2	58.73	61.0	5.6	58.73	59.3	5.7	58.42	59.3
02/05/2017 08:00	5.9	58.70	61.3	6.2	58.74	61.0	5.6	58.74	59.3	5.7	58.45	59.4
02/05/2017 08:10	5.9	58.74	61.3	6.2	58.79	61.0	5.6	58.80	59.3	5.7	58.50	59.2
02/05/2017 08:20	5.9	58.92	61.3	6.2	58.97	61.1	5.6	58.96	59.3	5.7	58.68	59.4
02/05/2017 08:30	5.9	59.20	61.4	6.2	59.15	61.1	5.6	59.19	59.5	5.7	58.95	59.5
02/05/2017 08:40	5.9	59.42	61.5	6.2	59.34	61.3	5.6	59.40	59.7	5.7	59.20	59.7
02/05/2017 08:50	5.9	59.63	61.7	6.2	59.55	61.4	5.6	59.62	60.0	5.7	59.42	60.0
02/05/2017 09:00	5.9	59.88	61.9	6.2	59.78	61.6	5.6	59.83	60.1	5.7	59.67	60.2
02/05/2017 09:10	5.9	60.12	62.1	6.2	60.01	61.8	5.6	60.06	60.3	5.7	59.90	60.4
02/05/2017 09:20	5.9	60.33	62.2	6.2	60.23	61.9	5.6	60.28	60.6	5.7	60.13	60.7
02/05/2017 09:30	5.9	60.59	62.4	6.2	60.49	62.1	5.6	60.52	60.8	5.7	60.39	60.9
02/05/2017 09:40	5.9	60.82	62.6	6.2	60.71	62.4	5.6	60.75	61.0	5.7	60.62	61.0
02/05/2017 09:50	5.9	61.04	62.8	6.2	60.93	62.6	5.6	60.97	61.2	5.7	60.86	61.2
02/05/2017 10:00	5.9	61.33	63.0	6.2	61.18	62.8	5.6	61.24	61.4	5.7	61.15	61.5
02/05/2017 10:10	5.9	61.64	63.2	6.2	61.45	63.0	5.6	61.51	61.7	5.7	61.46	61.8
02/05/2017 10:20	5.9	61.90	63.4	6.2	61.69	63.2	5.6	61.73	61.9	5.7	61.70	62.0
02/05/2017 10:30	5.9	62.18	63.6	6.2	61.96	63.4	5.6	62.03	62.1	5.7	61.98	62.2
02/05/2017 10:40	5.9	62.47	63.8	6.2	62.21	63.7	5.6	62.28	62.4	5.7	62.26	62.5
02/05/2017 10:50	5.9	62.75	64.1	6.1	62.47	63.9	5.6	62.53	62.6	5.7	62.55	62.7
02/05/2017 11:00	5.9	63.03	64.3	6.1	62.73	64.1	5.6	62.80	62.9	5.7	62.85	63.0
02/05/2017 11:10	5.9	63.32	64.5	6.1	63.03	64.4	5.6	63.10	63.1	5.7	63.15	63.2
02/05/2017 11:20	5.9	63.69	64.8	6.2	63.35	64.6	5.6	63.45	63.4	5.7	63.49	63.6
02/05/2017 11:30	5.9	64.01	65.0	6.1	63.63	64.9	5.6	63.70	63.8	5.7	63.80	63.8
02/05/2017 11:40	5.9	64.30	65.3	6.1	63.96	65.2	5.6	64.02	64.1	5.7	64.14	64.1
02/05/2017 11:50	5.9	64.59	65.5	6.1	64.22	65.4	5.6	64.31	64.3	5.7	64.46	64.5
02/05/2017 12:00	5.9	64.91	65.8	6.1	64.55	65.7	5.6	64.62	64.6	5.7	64.81	64.7
02/05/2017 12:10	5.9	65.21	66.0	6.1	64.86	65.9	5.6	64.94	64.9	5.7	65.09	65.0
02/05/2017 12:20	5.9	65.49	66.3	6.1	65.16	66.1	5.6	65.22	65.2	5.7	65.33	65.2
02/05/2017 12:30	5.9	65.74	66.5	6.1	65.45	66.4	5.6	65.47	65.5	5.7	65.59	65.5
02/05/2017 12:40	5.8	65.94	66.8	6.1	65.61	66.6	5.6	65.68	65.7	5.7	65.79	65.8
02/05/2017 12:50	5.8	66.19	67.0	6.1	65.85	66.8	5.6	65.89	65.9	5.7	66.05	66.0
02/05/2017 13:00	5.8	66.45	67.2	6.1	66.09	67.0	5.6	66.14	66.1	5.7	66.32	66.2
02/05/2017 13:10	5.8	66.74	67.4	6.1	66.36	67.2	5.6	66.41	66.4	5.7	66.65	66.5
02/05/2017 13:20	5.8	66.99	67.6	6.1	66.63	67.5	5.6	66.67	66.6	5.7	66.92	66.7
02/05/2017 13:30	5.8	67.19	67.9	6.1	66.84	67.7	5.6	66.90	66.8	5.7	67.09	66.9
02/05/2017 13:40	5.8	67.44	68.1	6.1	67.03	67.9	5.6	67.10	67.0	5.6	67.33	67.1
02/05/2017 13:50	5.8	67.63	68.3	6.1	67.24	68.1	5.6	67.32	67.2	5.6	67.51	67.4

Date/Time	HW13i F	HW13i T	HW13o	HW14i F	HW14i T	HW14o	HW15i F	HW15i T	HW15o	HW16i F	HW16i T	HW16o
02/05/2017 14:00	5.8	67.76	68.5	6.1	67.42	68.3	5.6	67.48	67.4	5.6	67.66	67.5
02/05/2017 14:10	5.8	67.97	68.6	6.1	67.58	68.5	5.6	67.67	67.5	5.6	67.89	67.7
02/05/2017 14:20	5.8	68.24	68.8	6.1	67.83	68.7	5.6	67.88	67.7	5.6	68.11	67.8
02/05/2017 14:30	5.8	68.33	68.9	6.1	67.95	68.8	5.6	68.02	67.8	5.6	68.15	68.0
02/05/2017 14:40	5.8	68.39	69.1	6.1	67.99	69.0	5.6	68.08	68.0	5.6	68.23	68.2
02/05/2017 14:50	5.8	68.55	69.2	6.1	68.18	69.1	5.6	68.23	68.1	5.6	68.39	68.2
02/05/2017 15:00	5.8	68.64	69.4	6.1	68.28	69.2	5.6	68.34	68.3	5.6	68.49	68.3
02/05/2017 15:10	5.8	68.79	69.5	6.1	68.39	69.3	5.6	68.49	68.4	5.6	68.65	68.5
02/05/2017 15:20	5.8	68.89	69.6	6.1	68.51	69.5	5.6	68.58	68.5	5.6	68.76	68.6
02/05/2017 15:30	5.8	69.11	69.7	6.1	68.69	69.6	5.6	68.79	68.6	5.6	69.00	68.7
02/05/2017 15:40	5.8	69.23	69.9	6.1	68.78	69.7	5.6	68.86	68.8	5.6	69.08	68.9
02/05/2017 15:50	5.8	69.36	69.9	6.1	68.90	69.8	5.6	68.98	68.9	5.6	69.18	69.0
02/05/2017 16:00	5.8	69.36	70.1	6.1	68.95	69.9	5.6	69.03	69.0	5.6	69.19	69.1
02/05/2017 16:10	5.8	69.37	70.2	6.1	69.00	69.9	5.6	69.07	69.0	5.6	69.17	69.1
02/05/2017 16:20	5.8	69.21	70.2	6.1	68.92	70.0	5.6	68.99	69.0	5.6	69.00	69.1
02/05/2017 16:30	5.8	69.13	70.2	6.1	68.92	69.9	5.6	68.92	69.0	5.6	68.93	69.1
02/05/2017 16:40	5.8	69.13	70.2	6.1	68.91	70.0	5.6	68.92	69.0	5.6	68.93	69.0
02/05/2017 16:50	5.8	69.13	70.1	6.1	68.91	70.0	5.6	68.92	69.0	5.6	68.91	69.1
02/05/2017 17:00	5.8	69.05	70.2	6.1	68.83	70.0	5.6	68.84	69.0	5.6	68.81	69.0
02/05/2017 17:10	5.8	68.93	70.1	6.1	68.76	70.0	5.6	68.79	68.9	5.6	68.68	69.0
02/05/2017 17:20	5.8	68.77	70.1	6.1	68.63	69.8	5.6	68.66	68.8	5.6	68.52	69.0
02/05/2017 17:30	5.8	68.63	70.0	6.1	68.53	69.8	5.6	68.53	68.7	5.6	68.37	68.8
02/05/2017 17:40	5.8	68.43	70.0	6.1	68.33	69.8	5.6	68.34	68.5	5.6	68.16	68.6
02/05/2017 17:50	5.8	68.24	69.9	6.1	68.15	69.6	5.6	68.15	68.4	5.6	67.97	68.5
02/05/2017 18:00	5.8	68.15	69.7	6.1	68.06	69.5	5.6	68.07	68.2	5.6	67.87	68.3
02/05/2017 18:10	5.8	68.07	69.6	6.1	67.94	69.4	5.6	67.99	68.2	5.6	67.79	68.3
02/05/2017 18:20	5.8	67.94	69.6	6.1	67.84	69.3	5.6	67.84	68.1	5.6	67.66	68.2
02/05/2017 18:30	5.8	67.78	69.5	6.1	67.70	69.2	5.6	67.71	68.0	5.6	67.53	68.0
02/05/2017 18:40	5.8	67.75	69.4	6.1	67.65	69.1	5.6	67.67	67.9	5.6	67.47	68.0
02/05/2017 18:50	5.8	67.65	69.3	6.1	67.58	69.0	5.6	67.58	67.8	5.6	67.42	67.9
02/05/2017 19:00	5.8	67.59	69.3	6.1	67.50	69.0	5.6	67.49	67.7	5.6	67.29	67.7
02/05/2017 19:10	5.8	67.47	69.2	6.1	67.38	68.9	5.6	67.39	67.6	5.6	67.18	67.7
02/05/2017 19:20	5.8	67.33	69.1	6.1	67.23	68.8	5.6	67.23	67.5	5.6	67.03	67.6
02/05/2017 19:30	5.8	67.23	69.0	6.1	67.14	68.7	5.6	67.12	67.4	5.7	66.97	67.5
02/05/2017 19:40	5.8	67.08	68.9	6.1	67.00	68.6	5.6	66.99	67.3	5.6	66.80	67.5
02/05/2017 19:50	5.8	67.05	68.9	6.1	67.00	68.6	5.6	67.01	67.2	5.6	66.80	67.3
02/05/2017 20:00	5.8	67.03	68.8	6.1	66.92	68.5	5.6	66.92	67.2	5.6	66.72	67.3
02/05/2017 20:10	5.8	66.92	68.7	6.1	66.83	68.5	5.6	66.82	67.1	5.6	66.67	67.3
02/05/2017 20:20	5.8	66.83	68.7	6.1	66.76	68.3	5.6	66.73	67.0	5.6	66.56	67.1
02/05/2017 20:30	5.8	66.77	68.6	6.1	66.70	68.3	5.6	66.70	67.0	5.6	66.50	67.1
02/05/2017 20:40	5.8	66.67	68.5	6.1	66.62	68.2	5.6	66.62	66.9	5.6	66.42	67.0
02/05/2017 20:50	5.8	66.63	68.4	6.1	66.54	68.1	5.6	66.55	66.8	5.6	66.38	66.9
02/05/2017 21:00	5.8	66.61	68.4	6.1	66.53	68.1	5.6	66.48	66.8	5.6	66.33	66.8
02/05/2017 21:10	5.8	66.53	68.4	6.1	66.47	68.1	5.6	66.42	66.7	5.6	66.25	66.8
02/05/2017 21:20	5.8	66.50	68.4	6.1	66.41	68.1	5.6	66.39	66.7	5.6	66.22	66.7
02/05/2017 21:30	5.8	66.44	68.2	6.1	66.36	68.0	5.6	66.35	66.7	5.6	66.17	66.7
02/05/2017 21:40	5.8	66.38	68.2	6.1	66.31	68.0	5.6	66.31	66.6	5.6	66.12	66.7
02/05/2017 21:50	5.8	66.33	68.2	6.1	66.25	67.9	5.6	66.23	66.6	5.6	66.03	66.5
02/05/2017 22:00	5.8	66.28	68.1	6.1	66.16	67.9	5.6	66.17	66.5	5.6	65.98	66.6
02/05/2017 22:10	5.8	66.15	68.1	6.1	66.08	67.8	5.6	66.05	66.5	5.6	65.86	66.5
02/05/2017 22:20	5.8	66.07	68.0	6.1	66.00	67.7	5.6	65.98	66.4	5.6	65.78	66.4
02/05/2017 22:30	5.8	65.95	67.9	6.1	65.89	67.7	5.6	65.89	66.2	5.6	65.71	66.3
02/05/2017 22:40	5.8	65.92	67.9	6.1	65.83	67.6	5.6	65.83	66.2	5.6	65.63	66.2
02/05/2017 22:50	5.8	65.86	67.9	6.1	65.83	67.5	5.6	65.78	66.1	5.6	65.59	66.1
02/05/2017 23:00	5.8	65.72	67.8	6.1	65.65	67.5	5.6	65.63	66.0	5.6	65.42	66.2

Date/Time	HW13i F	HW13i T	HW13o	HW14i F	HW14i T	HW14o	HW15i F	HW15i T	HW15o	HW16i F	HW16i T	HW16o
02/05/2017 23:10	5.8	65.59	67.7	6.1	65.52	67.4	5.6	65.52	66.0	5.6	65.28	66.0
02/05/2017 23:20	5.8	65.51	67.6	6.1	65.46	67.3	5.6	65.45	65.8	5.6	65.22	65.9
02/05/2017 23:30	5.8	65.40	67.5	6.1	65.38	67.3	5.6	65.36	65.8	5.6	65.12	65.8
02/05/2017 23:40	5.8	65.30	67.4	6.1	65.28	67.1	5.6	65.24	65.7	5.6	65.03	65.7
02/05/2017 23:50	5.8	65.23	67.4	6.1	65.17	67.0	5.6	65.17	65.6	5.6	64.97	65.7
02/06/2017 00:00	5.8	65.16	67.3	6.2	65.11	67.0	5.6	65.08	65.5	5.6	64.90	65.6
02/06/2017 00:10	5.8	65.09	67.2	6.1	65.04	67.0	5.6	65.03	65.5	5.6	64.81	65.6
02/06/2017 00:20	5.8	64.94	67.2	6.1	64.91	66.9	5.6	64.92	65.3	5.6	64.69	65.5
02/06/2017 00:30	5.8	64.90	67.1	6.1	64.82	66.8	5.6	64.84	65.3	5.6	64.61	65.4
02/06/2017 00:40	5.8	64.89	67.0	6.1	64.82	66.7	5.6	64.82	65.2	5.6	64.59	65.3
02/06/2017 00:50	5.9	64.82	67.0	6.1	64.76	66.7	5.6	64.75	65.2	5.6	64.51	65.3
02/06/2017 01:00	5.8	64.68	66.9	6.1	64.59	66.6	5.6	64.62	65.1	5.6	64.36	65.2
02/06/2017 01:10	5.8	64.64	66.8	6.2	64.59	66.5	5.6	64.60	65.0	5.6	64.35	65.0
02/06/2017 01:20	5.9	64.72	66.8	6.2	64.63	66.5	5.6	64.64	65.0	5.6	64.42	65.1
02/06/2017 01:30	5.8	64.72	66.8	6.1	64.64	66.5	5.6	64.67	65.0	5.6	64.42	65.1
02/06/2017 01:40	5.8	64.63	66.8	6.1	64.57	66.5	5.6	64.61	65.0	5.6	64.33	65.1
02/06/2017 01:50	5.8	64.66	66.8	6.1	64.60	66.5	5.6	64.63	65.0	5.6	64.36	65.0
02/06/2017 02:00	5.8	64.56	66.7	6.1	64.53	66.4	5.6	64.55	65.0	5.7	64.32	65.0
02/06/2017 02:10	5.8	64.53	66.7	6.2	64.53	66.4	5.6	64.53	64.9	5.6	64.28	65.0
02/06/2017 02:20	5.8	64.53	66.6	6.1	64.49	66.4	5.6	64.45	65.0	5.6	64.22	65.0
02/06/2017 02:30	5.8	64.45	66.6	6.1	64.38	66.3	5.6	64.37	64.9	5.6	64.14	64.9
02/06/2017 02:40	5.9	64.31	66.5	6.1	64.28	66.3	5.6	64.29	64.8	5.7	64.03	64.8
02/06/2017 02:50	5.8	64.22	66.5	6.2	64.13	66.2	5.6	64.16	64.7	5.6	63.93	64.7
02/06/2017 03:00	5.8	64.19	66.4	6.2	64.13	66.1	5.6	64.13	64.6	5.7	63.89	64.6
02/06/2017 03:10	5.9	64.13	66.3	6.1	64.12	66.1	5.6	64.11	64.5	5.6	63.83	64.6
02/06/2017 03:20	5.8	64.13	66.3	6.2	64.10	66.0	5.6	64.07	64.5	5.6	63.82	64.6
02/06/2017 03:30	5.9	64.03	66.2	6.2	63.98	66.0	5.6	63.97	64.5	5.7	63.69	64.5
02/06/2017 03:40	5.9	64.00	66.2	6.2	63.93	65.9	5.6	63.95	64.4	5.7	63.68	64.5
02/06/2017 03:50	5.9	63.93	66.1	6.2	63.85	65.9	5.6	63.85	64.4	5.7	63.63	64.4
02/06/2017 04:00	5.8	63.92	66.1	6.2	63.83	65.9	5.6	63.83	64.3	5.7	63.61	64.3
02/06/2017 04:10	5.9	63.85	66.1	6.1	63.81	65.8	5.6	63.77	64.3	5.6	63.54	64.4
02/06/2017 04:20	5.8	63.77	66.1	6.1	63.73	65.8	5.6	63.70	64.2	5.7	63.45	64.3
02/06/2017 04:30	5.8	63.71	66.0	6.2	63.69	65.7	5.6	63.65	64.2	5.6	63.40	64.1
02/06/2017 04:40	5.9	63.56	66.0	6.1	63.47	65.7	5.6	63.47	64.1	5.7	63.25	64.1
02/06/2017 04:50	5.8	63.48	65.9	6.2	63.42	65.6	5.6	63.42	63.9	5.6	63.19	63.9
02/06/2017 05:00	5.9	63.43	65.8	6.1	63.42	65.5	5.6	63.41	63.9	5.6	63.13	64.0
02/06/2017 05:10	5.9	63.31	65.7	6.2	63.27	65.4	5.6	63.27	63.9	5.7	63.02	63.9
02/06/2017 05:20	5.9	63.23	65.6	6.2	63.23	65.4	5.6	63.23	63.8	5.6	62.93	63.9
02/06/2017 05:30	5.9	63.24	65.6	6.2	63.22	65.3	5.6	63.21	63.7	5.7	62.95	63.8
02/06/2017 05:40	5.9	63.22	65.6	6.2	63.15	65.3	5.6	63.14	63.7	5.7	62.92	63.7
02/06/2017 05:50	5.9	63.13	65.5	6.2	63.12	65.2	5.6	63.11	63.7	5.7	62.83	63.7
02/06/2017 06:00	5.9	63.14	65.4	6.1	63.10	65.2	5.6	63.09	63.6	5.7	62.85	63.6
02/06/2017 06:10	5.9	63.23	65.4	6.1	63.20	65.2	5.6	63.21	63.6	5.7	62.92	63.6
02/06/2017 06:20	5.9	63.34	65.5	6.2	63.30	65.3	5.6	63.31	63.7	5.7	63.05	63.7
02/06/2017 06:30	5.9	63.48	65.5	6.1	63.42	65.3	5.6	63.43	63.7	5.7	63.18	63.8
02/06/2017 06:40	5.8	63.68	65.6	6.2	63.59	65.3	5.6	63.59	63.9	5.6	63.38	64.0
02/06/2017 06:50	5.8	63.77	65.7	6.1	63.71	65.4	5.6	63.70	64.1	5.7	63.47	64.0
02/06/2017 07:00	5.9	63.88	65.8	6.1	63.82	65.5	5.6	63.83	64.1	5.6	63.61	64.2
02/06/2017 07:10	5.8	63.94	65.8	6.1	63.85	65.7	5.6	63.90	64.2	5.6	63.65	64.4
02/06/2017 07:20	5.9	64.03	65.9	6.1	63.95	65.7	5.6	63.96	64.3	5.7	63.74	64.4
02/06/2017 07:30	5.9	64.22	66.0	6.1	64.13	65.7	5.6	64.13	64.3	5.7	63.94	64.4
02/06/2017 07:40	5.8	64.37	66.1	6.1	64.28	65.8	5.6	64.33	64.5	5.6	64.09	64.6
02/06/2017 07:50	5.8	64.50	66.2	6.1	64.43	66.0	5.6	64.41	64.7	5.6	64.20	64.7
02/06/2017 08:00	5.8	64.58	66.3	6.1	64.54	66.2	5.6	64.55	64.7	5.6	64.32	64.8
02/06/2017 08:10	5.8	64.72	66.4	6.1	64.64	66.2	5.6	64.66	64.8	5.6	64.44	65.0

Date/Time	HW13i F	HW13i T	HW13o	HW14i F	HW14i T	HW14o	HW15i F	HW15i T	HW15o	HW16i F	HW16i T	HW16o
02/06/2017 08:20	5.8	64.89	66.5	6.1	64.80	66.3	5.6	64.81	65.0	5.6	64.63	65.0
02/06/2017 08:30	5.8	65.02	66.7	6.1	64.93	66.4	5.6	64.97	65.1	5.6	64.78	65.2
02/06/2017 08:40	5.8	65.22	66.7	6.1	65.11	66.5	5.6	65.13	65.3	5.6	64.98	65.3
02/06/2017 08:50	5.8	65.36	66.9	6.1	65.32	66.7	5.6	65.30	65.4	5.6	65.13	65.5
02/06/2017 09:00	5.8	65.55	67.0	6.1	65.47	66.8	5.6	65.44	65.6	5.6	65.27	65.6
02/06/2017 09:10	5.8	65.66	67.1	6.1	65.56	66.9	5.6	65.56	65.7	5.6	65.43	65.8
02/06/2017 09:20	5.8	65.85	67.3	6.1	65.76	67.0	5.6	65.75	65.8	5.6	65.58	66.0
02/06/2017 09:30	5.8	66.03	67.4	6.1	65.92	67.1	5.6	65.94	66.0	5.6	65.79	66.0
02/06/2017 09:40	5.8	66.28	67.6	6.1	66.16	67.3	5.6	66.15	66.1	5.6	66.02	66.3
02/06/2017 09:50	5.8	66.44	67.7	6.1	66.34	67.5	5.6	66.34	66.4	5.6	66.20	66.4
02/06/2017 10:00	5.8	66.62	67.9	6.1	66.54	67.6	5.6	66.51	66.6	5.6	66.38	66.6
02/06/2017 10:10	5.8	66.85	68.1	6.1	66.75	67.9	5.6	66.75	66.7	5.6	66.64	66.8
02/06/2017 10:20	5.8	67.03	68.2	6.1	66.91	68.0	5.6	66.91	66.9	5.6	66.78	67.0
02/06/2017 10:30	5.8	67.17	68.3	6.1	67.07	68.2	5.6	67.03	67.1	5.6	66.91	67.2
02/06/2017 10:40	5.8	67.30	68.5	6.1	67.20	68.3	5.6	67.20	67.2	5.6	67.02	67.3
02/06/2017 10:50	5.8	67.33	68.6	6.1	67.28	68.4	5.6	67.29	67.3	5.6	67.08	67.4
02/06/2017 11:00	5.8	67.37	68.7	6.1	67.32	68.6	5.6	67.32	67.4	5.6	67.10	67.5
02/06/2017 11:10	5.8	67.52	68.8	6.1	67.44	68.5	5.6	67.45	67.5	5.6	67.29	67.5
02/06/2017 11:20	5.8	67.80	68.9	6.1	67.67	68.7	5.6	67.68	67.6	5.6	67.54	67.7
02/06/2017 11:30	5.8	68.04	69.1	6.1	67.92	68.8	5.6	67.94	67.8	5.6	67.82	67.9
02/06/2017 11:40	5.8	68.28	69.2	6.1	68.13	69.0	5.6	68.14	68.0	5.6	68.03	68.2
02/06/2017 11:50	5.8	68.46	69.4	6.1	68.32	69.3	5.6	68.34	68.2	5.6	68.20	68.4
02/06/2017 12:00	5.8	68.63	69.6	6.1	68.50	69.4	5.6	68.53	68.5	5.6	68.39	68.5
02/06/2017 12:10	5.8	68.90	69.7	6.1	68.71	69.6	5.6	68.74	68.6	5.6	68.64	68.7
02/06/2017 12:20	5.8	69.14	69.9	6.1	68.96	69.8	5.6	69.01	68.8	5.6	68.90	68.9
02/06/2017 12:30	5.8	69.44	70.2	6.1	69.24	70.0	5.6	69.26	69.1	5.6	69.20	69.1
02/06/2017 12:40	5.8	69.79	70.3	6.1	69.55	70.2	5.6	69.59	69.3	5.6	69.54	69.5
02/06/2017 12:50	5.8	70.26	70.6	6.1	69.96	70.4	5.6	70.01	69.6	5.6	70.05	69.8
02/06/2017 13:00	5.8	70.57	70.9	6.1	70.33	70.8	5.6	70.37	70.0	5.6	70.36	70.2
02/06/2017 13:10	5.8	71.02	71.2	6.1	70.71	71.1	5.6	70.76	70.3	5.6	70.81	70.5
02/06/2017 13:20	5.8	71.38	71.5	6.1	71.06	71.4	5.6	71.12	70.7	5.6	71.17	70.9
02/06/2017 13:30	5.8	71.55	71.8	6.1	71.32	71.7	5.6	71.35	71.0	5.6	71.31	71.2
02/06/2017 13:40	5.8	71.75	72.1	6.1	71.48	71.9	5.6	71.52	71.2	5.6	71.47	71.4
02/06/2017 13:50	5.8	71.88	72.3	6.1	71.67	72.2	5.6	71.68	71.4	5.6	71.59	71.5
02/06/2017 14:00	5.8	72.06	72.4	6.1	71.80	72.3	5.6	71.86	71.5	5.6	71.77	71.7
02/06/2017 14:10	5.8	72.17	72.6	6.1	71.96	72.5	5.6	71.97	71.8	5.6	71.92	71.9
02/06/2017 14:20	5.8	72.37	72.7	6.1	72.12	72.6	5.6	72.18	71.9	5.6	72.09	72.0
02/06/2017 14:30	5.8	72.47	72.9	6.1	72.25	72.7	5.6	72.26	72.1	5.6	72.22	72.2
02/06/2017 14:40	5.8	72.56	73.0	6.1	72.35	72.9	5.6	72.36	72.2	5.6	72.27	72.3
02/06/2017 14:50	5.8	72.67	73.2	6.1	72.45	73.0	5.6	72.47	72.2	5.6	72.39	72.3
02/06/2017 15:00	5.8	72.79	73.3	6.1	72.56	73.1	5.6	72.59	72.4	5.6	72.52	72.5
02/06/2017 15:10	5.8	72.89	73.4	6.1	72.69	73.2	5.6	72.69	72.5	5.6	72.63	72.6
02/06/2017 15:20	5.8	73.04	73.5	6.1	72.82	73.3	5.6	72.83	72.5	5.6	72.75	72.7
02/06/2017 15:30	5.8	73.18	73.6	6.1	72.97	73.5	5.6	72.98	72.7	5.6	72.94	72.9
02/06/2017 15:40	5.8	73.31	73.7	6.1	73.09	73.5	5.6	73.09	72.8	5.6	73.05	73.0
02/06/2017 15:50	5.8	73.45	73.8	6.1	73.19	73.7	5.6	73.21	73.0	5.6	73.16	73.0
02/06/2017 16:00	5.8	73.52	74.0	6.1	73.27	73.8	5.6	73.30	73.1	5.6	73.22	73.2
02/06/2017 16:10	5.8	73.53	74.0	6.1	73.33	73.9	5.6	73.33	73.1	5.6	73.24	73.3
02/06/2017 16:20	5.8	73.56	74.1	6.1	73.33	74.0	5.6	73.34	73.1	5.6	73.31	73.3
02/06/2017 16:30	5.8	73.63	74.2	6.1	73.41	74.0	5.6	73.41	73.2	5.6	73.33	73.4
02/06/2017 16:40	5.8	73.62	74.2	6.1	73.39	74.0	5.6	73.41	73.2	5.6	73.33	73.4
02/06/2017 16:50	5.8	73.63	74.3	6.1	73.41	74.0	5.6	73.42	73.3	5.6	73.33	73.4
02/06/2017 17:00	5.8	73.63	74.3	6.1	73.42	74.1	5.6	73.42	73.3	5.6	73.33	73.4
02/06/2017 17:10	5.8	73.63	74.3	6.1	73.42	74.1	5.6	73.42	73.3	5.6	73.33	73.4
02/06/2017 17:20	5.8	73.58	74.4	6.1	73.37	74.1	5.6	73.39	73.3	5.6	73.33	73.5

Date/Time	HW13i F	HW13i T	HW13o	HW14i F	HW14i T	HW14o	HW15i F	HW15i T	HW15o	HW16i F	HW16i T	HW16o
02/06/2017 17:30	5.8	73.53	74.3	6.1	73.33	74.1	5.6	73.33	73.2	5.6	73.28	73.4
02/06/2017 17:40	5.8	73.53	74.3	6.1	73.33	74.1	5.6	73.33	73.2	5.6	73.22	73.4
02/06/2017 17:50	5.8	73.48	74.3	6.1	73.26	74.1	5.6	73.31	73.2	5.6	73.19	73.4
02/06/2017 18:00	5.8	73.42	74.3	6.1	73.22	74.1	5.6	73.22	73.1	5.6	73.13	73.3
02/06/2017 18:10	5.8	73.33	74.3	6.1	73.13	74.0	5.6	73.18	73.1	5.6	73.06	73.3
02/06/2017 18:20	5.8	73.33	74.2	6.1	73.13	74.1	5.6	73.13	73.1	5.6	73.02	73.2
02/06/2017 18:30	5.8	73.28	74.2	6.1	73.11	74.0	5.6	73.11	73.0	5.6	73.02	73.2
02/06/2017 18:40	5.8	73.22	74.1	6.1	73.03	74.0	5.6	73.03	73.0	5.6	72.93	73.2
02/06/2017 18:50	5.8	73.19	74.1	6.1	73.02	73.9	5.6	73.02	73.0	5.6	72.92	73.1
02/06/2017 19:00	5.8	73.17	74.1	6.1	73.02	73.9	5.6	73.02	73.0	5.6	72.92	73.1
02/06/2017 19:10	5.8	73.14	74.1	6.1	73.01	73.9	5.6	73.02	73.0	5.6	72.92	73.1
02/06/2017 19:20	5.8	73.13	74.1	6.1	72.99	73.9	5.6	73.02	72.9	5.6	72.89	73.1
02/06/2017 19:30	5.8	73.14	74.1	6.1	73.01	73.9	5.6	73.02	72.9	5.6	72.92	73.1
02/06/2017 19:40	5.8	73.17	74.1	6.1	73.02	73.9	5.6	73.02	73.0	5.6	72.92	73.0
02/06/2017 19:50	5.8	73.22	74.1	6.1	73.03	73.9	5.6	73.02	73.0	5.6	72.94	73.1
02/06/2017 20:00	5.8	73.30	74.1	6.1	73.12	73.9	5.6	73.12	73.0	5.6	73.02	73.1
02/06/2017 20:10	5.8	73.33	74.2	6.1	73.13	73.9	5.6	73.13	73.0	5.6	73.02	73.2
02/06/2017 20:20	5.8	73.39	74.2	6.1	73.16	74.0	5.6	73.21	73.0	5.6	73.10	73.2
02/06/2017 20:30	5.8	73.47	74.2	6.1	73.23	74.0	5.6	73.28	73.1	5.6	73.17	73.3
02/06/2017 20:40	5.8	73.53	74.3	6.1	73.33	74.1	5.6	73.34	73.2	5.6	73.26	73.3
02/06/2017 20:50	5.8	73.63	74.4	6.1	73.42	74.1	5.6	73.42	73.3	5.6	73.33	73.4
02/06/2017 21:00	5.8	73.68	74.4	6.1	73.50	74.2	5.6	73.50	73.4	5.6	73.36	73.5
02/06/2017 21:10	5.8	73.73	74.5	6.1	73.53	74.3	5.6	73.54	73.4	5.6	73.43	73.5
02/06/2017 21:20	5.8	73.81	74.5	6.1	73.58	74.4	5.6	73.62	73.5	5.6	73.51	73.6
02/06/2017 21:30	5.8	73.84	74.6	6.1	73.63	74.4	5.6	73.65	73.5	5.6	73.55	73.6
02/06/2017 21:40	5.8	73.92	74.7	6.1	73.72	74.4	5.6	73.72	73.5	5.6	73.63	73.7
02/06/2017 21:50	5.8	73.98	74.6	6.1	73.80	74.5	5.6	73.78	73.6	5.6	73.72	73.7
02/06/2017 22:00	5.8	74.03	74.7	6.1	73.83	74.6	5.6	73.85	73.6	5.6	73.72	73.8
02/06/2017 22:10	5.8	74.12	74.8	6.1	73.88	74.6	5.6	73.93	73.7	5.6	73.82	73.9
02/06/2017 22:20	5.8	74.17	74.9	6.1	73.95	74.7	5.6	73.98	73.8	5.6	73.89	73.9
02/06/2017 22:30	5.8	74.24	74.9	6.1	74.04	74.7	5.6	74.05	73.9	5.6	73.98	74.0
02/06/2017 22:40	5.8	74.33	75.0	6.1	74.14	74.8	5.6	74.14	74.0	5.6	74.04	74.1
02/06/2017 22:50	5.8	74.46	75.1	6.1	74.22	74.8	5.6	74.27	74.1	5.6	74.17	74.2
02/06/2017 23:00	5.8	74.57	75.1	6.1	74.32	74.9	5.6	74.37	74.1	5.6	74.27	74.2
02/06/2017 23:10	5.8	74.64	75.3	6.1	74.44	75.1	5.6	74.44	74.2	5.6	74.38	74.4
02/06/2017 23:20	5.8	74.74	75.3	6.1	74.52	75.2	5.6	74.54	74.3	5.6	74.45	74.4
02/06/2017 23:30	5.8	74.86	75.4	6.1	74.61	75.2	5.6	74.66	74.4	5.6	74.60	74.6
02/06/2017 23:40	5.8	74.94	75.5	6.1	74.72	75.3	5.6	74.78	74.6	5.6	74.68	74.6
02/06/2017 23:50	5.8	75.03	75.6	6.1	74.82	75.4	5.6	74.84	74.5	5.6	74.80	74.7
02/07/2017 00:00	5.8	75.13	75.7	6.1	74.92	75.5	5.6	74.93	74.7	5.6	74.86	74.8
02/07/2017 00:10	5.8	75.23	75.7	6.1	74.97	75.5	5.6	75.02	74.7	5.6	74.94	74.9
02/07/2017 00:20	5.8	75.32	75.8	6.1	75.08	75.6	5.6	75.12	74.8	5.6	75.05	75.0
02/07/2017 00:30	5.8	75.39	75.8	6.1	75.20	75.7	5.6	75.19	74.9	5.6	75.14	75.1
02/07/2017 00:40	5.8	75.53	75.9	6.1	75.33	75.8	5.6	75.32	75.0	5.6	75.25	75.2
02/07/2017 00:50	5.8	75.62	76.0	6.1	75.44	75.9	5.6	75.42	75.2	5.6	75.35	75.3
02/07/2017 01:00	5.8	75.72	76.1	6.1	75.54	75.9	5.6	75.53	75.2	5.6	75.47	75.3
02/07/2017 01:10	5.8	75.82	76.2	6.1	75.63	76.1	5.6	75.61	75.4	5.6	75.52	75.5
02/07/2017 01:20	5.8	75.86	76.3	6.1	75.67	76.1	5.6	75.67	75.4	5.6	75.61	75.5
02/07/2017 01:30	5.8	75.92	76.4	6.1	75.72	76.2	5.6	75.72	75.5	5.6	75.63	75.6
02/07/2017 01:40	5.8	75.99	76.5	6.1	75.78	76.3	5.6	75.78	75.5	5.6	75.72	75.6
02/07/2017 01:50	5.8	76.03	76.5	6.1	75.83	76.3	5.6	75.83	75.6	5.6	75.72	75.7
02/07/2017 02:00	5.8	76.03	76.6	6.1	75.86	76.4	5.6	75.83	75.6	5.6	75.78	75.7
02/07/2017 02:10	5.8	76.09	76.6	6.1	75.92	76.4	5.6	75.87	75.6	5.6	75.83	75.8
02/07/2017 02:20	5.8	76.13	76.6	6.1	75.92	76.4	5.6	75.92	75.7	5.6	75.83	75.9
02/07/2017 02:30	5.8	76.18	76.7	6.1	75.96	76.5	5.6	75.99	75.7	5.6	75.91	75.9

Date/Time	HW13i F	HW13i T	HW13o	HW14i F	HW14i T	HW14o	HW15i F	HW15i T	HW15o	HW16i F	HW16i T	HW16o
02/07/2017 02:40	5.8	76.22	76.7	6.1	76.03	76.5	5.6	76.03	75.8	5.6	75.93	75.9
02/07/2017 02:50	5.8	76.25	76.8	6.1	76.04	76.6	5.6	76.04	75.8	5.6	76.02	76.0
02/07/2017 03:00	5.8	76.33	76.8	6.1	76.12	76.6	5.6	76.12	75.8	5.6	76.03	76.0
02/07/2017 03:10	5.8	76.33	76.8	6.1	76.13	76.6	5.6	76.13	75.9	5.6	76.04	76.0
02/07/2017 03:20	5.8	76.35	76.9	6.1	76.21	76.7	5.6	76.22	76.0	5.6	76.12	76.1
02/07/2017 03:30	5.8	76.42	76.9	6.1	76.23	76.7	5.6	76.22	76.0	5.6	76.19	76.1
02/07/2017 03:40	5.8	76.48	77.0	6.1	76.31	76.8	5.6	76.25	76.1	5.6	76.22	76.2
02/07/2017 03:50	5.8	76.51	77.1	6.1	76.33	76.8	5.6	76.31	76.0	5.6	76.22	76.2
02/07/2017 04:00	5.8	76.53	77.1	6.1	76.33	76.9	5.6	76.33	76.1	5.6	76.25	76.3
02/07/2017 04:10	5.8	76.59	77.1	6.1	76.38	76.9	5.6	76.38	76.1	5.6	76.32	76.3
02/07/2017 04:20	5.8	76.63	77.1	6.1	76.42	76.9	5.6	76.42	76.2	5.6	76.33	76.3
02/07/2017 04:30	5.8	76.63	77.1	6.1	76.42	77.0	5.6	76.42	76.3	5.6	76.34	76.4
02/07/2017 04:40	5.8	76.66	77.2	6.1	76.44	77.0	5.6	76.43	76.3	5.6	76.42	76.4
02/07/2017 04:50	5.8	76.70	77.3	6.1	76.49	77.0	5.6	76.49	76.2	5.6	76.42	76.4
02/07/2017 05:00	5.8	76.72	77.3	6.1	76.53	77.0	5.6	76.53	76.3	5.6	76.45	76.4
02/07/2017 05:10	5.8	76.73	77.3	6.1	76.62	77.1	5.6	76.54	76.3	5.6	76.53	76.5
02/07/2017 05:20	5.8	76.79	77.3	6.1	76.63	77.1	5.6	76.61	76.4	5.6	76.53	76.5
02/07/2017 05:30	5.8	76.85	77.4	6.1	76.64	77.1	5.6	76.66	76.4	5.6	76.60	76.6
02/07/2017 05:40	5.8	76.91	77.4	6.1	76.69	77.2	5.6	76.70	76.5	5.6	76.63	76.6
02/07/2017 05:50	5.8	76.92	77.5	6.1	76.72	77.2	5.6	76.72	76.5	5.6	76.66	76.6
02/07/2017 06:00	5.8	76.97	77.5	6.1	76.74	77.3	5.6	76.75	76.5	5.6	76.72	76.7
02/07/2017 06:10	5.8	77.01	77.5	6.1	76.81	77.3	5.6	76.80	76.6	5.6	76.72	76.8
02/07/2017 06:20	5.8	77.03	77.6	6.1	76.83	77.4	5.6	76.82	76.6	5.6	76.74	76.7
02/07/2017 06:30	5.8	77.03	77.6	6.1	76.87	77.3	5.6	76.88	76.7	5.6	76.82	76.8
02/07/2017 06:40	5.8	77.10	77.6	6.1	76.92	77.4	5.6	76.92	76.7	5.6	76.84	76.8
02/07/2017 06:50	5.8	77.14	77.6	6.1	77.00	77.5	5.6	76.93	76.7	5.6	76.92	76.9
02/07/2017 07:00	5.8	77.19	77.7	6.1	77.02	77.5	5.6	76.99	76.8	5.6	76.92	76.9
02/07/2017 07:10	5.8	77.10	77.8	6.1	76.93	77.5	5.6	76.93	76.8	5.6	76.84	76.9
02/07/2017 07:20	5.8	77.05	77.7	6.1	76.92	77.4	5.6	76.91	76.7	5.6	76.78	76.9
02/07/2017 07:30	5.8	76.88	77.7	6.1	76.72	77.4	5.6	76.72	76.6	5.6	76.59	76.8
02/07/2017 07:40	5.8	76.66	77.6	6.1	76.47	77.4	5.6	76.46	76.5	5.6	76.36	76.6
02/07/2017 07:50	5.8	76.45	77.5	6.1	76.29	77.3	5.7	76.25	76.4	5.6	76.20	76.5
02/07/2017 08:00	5.8	76.36	77.4	6.1	76.19	77.1	5.7	76.20	76.1	5.6	76.09	76.3
02/07/2017 08:10	5.8	76.31	77.3	6.1	76.14	77.0	5.6	76.13	76.1	5.6	76.03	76.2
02/07/2017 08:20	5.8	76.23	77.2	6.1	76.04	76.9	5.7	76.04	76.0	5.6	75.94	76.1
02/07/2017 08:30	5.8	76.24	77.1	6.1	76.05	76.9	5.6	76.05	75.9	5.6	75.98	76.0
02/07/2017 08:40	5.8	76.23	77.1	6.1	76.03	76.9	5.6	76.03	76.0	5.6	75.98	76.1
02/07/2017 08:50	5.8	76.22	77.1	6.1	76.02	76.8	5.6	76.02	76.0	5.6	75.92	76.0
02/07/2017 09:00	5.8	76.13	77.0	6.1	75.92	76.8	5.6	75.93	75.9	5.6	75.85	76.0
02/07/2017 09:10	5.8	76.17	77.1	6.1	75.95	76.8	5.6	75.97	75.8	5.6	75.89	76.0
02/07/2017 09:20	5.8	76.28	77.0	6.1	76.03	76.8	5.6	76.04	75.9	5.6	76.02	76.0
02/07/2017 09:30	5.8	76.33	77.1	6.1	76.09	76.8	5.7	76.11	76.0	5.6	76.03	76.1
02/07/2017 09:40	5.8	76.37	77.1	6.1	76.19	76.8	5.6	76.20	76.0	5.6	76.13	76.1
02/07/2017 09:50	5.8	76.39	77.1	6.1	76.22	76.9	5.6	76.22	76.0	5.6	76.14	76.2
02/07/2017 10:00	5.8	76.41	77.1	6.1	76.22	76.9	5.6	76.22	76.1	5.6	76.19	76.2
02/07/2017 10:10	5.8	76.67	77.2	6.1	76.39	76.9	5.6	76.39	76.2	5.6	76.44	76.3
02/07/2017 10:20	5.8	76.86	77.3	6.1	76.57	77.1	5.6	76.55	76.3	5.6	76.63	76.5
02/07/2017 10:30	5.8	76.72	77.4	6.1	76.47	77.2	5.6	76.49	76.4	5.6	76.48	76.5
02/07/2017 10:40	5.8	76.77	77.5	6.1	76.53	77.2	5.6	76.52	76.4	5.6	76.56	76.5
02/07/2017 10:50	5.8	76.79	77.5	6.1	76.53	77.3	5.6	76.53	76.4	5.6	76.59	76.6
02/07/2017 11:00	5.8	76.81	77.5	6.1	76.59	77.3	5.6	76.57	76.4	5.6	76.61	76.6
02/07/2017 11:10	5.8	76.83	77.5	6.1	76.59	77.3	5.6	76.58	76.5	5.6	76.62	76.6
02/07/2017 11:20	5.8	76.87	77.5	6.1	76.61	77.2	5.6	76.60	76.5	5.6	76.63	76.6
02/07/2017 11:30	5.8	76.93	77.6	6.1	76.63	77.3	5.6	76.64	76.5	5.6	76.69	76.6
02/07/2017 11:40	5.8	77.00	77.6	6.1	76.70	77.4	5.6	76.74	76.5	5.6	76.79	76.7

Date/Time	HW13i F	HW13i T	HW13o	HW14i F	HW14i T	HW14o	HW15i F	HW15i T	HW15o	HW16i F	HW16i T	HW16o
02/07/2017 11:50	5.8	77.09	77.6	6.1	76.79	77.5	5.6	76.83	76.6	5.6	76.91	76.8
02/07/2017 12:00	5.8	77.25	77.7	6.1	76.92	77.5	5.6	76.93	76.7	5.6	77.05	76.9
02/07/2017 12:10	5.8	77.33	77.8	6.1	77.03	77.6	5.6	77.06	76.9	5.6	77.13	77.0
02/07/2017 12:20	5.8	77.39	77.9	6.1	77.06	77.7	5.6	77.13	77.0	5.6	77.18	77.1
02/07/2017 12:30	5.8	77.43	78.0	6.1	77.13	77.7	5.6	77.20	77.0	5.6	77.24	77.2
02/07/2017 12:40	5.8	77.53	78.0	6.1	77.23	77.8	5.6	77.27	77.0	5.6	77.35	77.2
02/07/2017 12:50	5.8	77.63	78.1	6.1	77.32	77.9	5.6	77.38	77.1	5.6	77.45	77.3
02/07/2017 13:00	5.8	77.73	78.1	6.1	77.39	77.9	5.6	77.46	77.2	5.6	77.54	77.4
02/07/2017 13:10	5.8	77.83	78.3	6.1	77.52	78.0	5.6	77.59	77.3	5.6	77.63	77.4
02/07/2017 13:20	5.8	77.91	78.3	6.1	77.62	78.1	5.6	77.63	77.4	5.6	77.72	77.6
02/07/2017 13:30	5.8	77.99	78.4	6.1	77.69	78.2	5.6	77.72	77.5	5.6	77.81	77.6
02/07/2017 13:40	5.8	78.08	78.4	6.1	77.73	78.2	5.6	77.80	77.6	5.6	77.90	77.7
02/07/2017 13:50	5.8	78.19	78.5	6.1	77.85	78.3	5.6	77.92	77.6	5.6	78.03	77.8
02/07/2017 14:00	5.8	78.23	78.6	6.1	77.91	78.4	5.6	77.92	77.7	5.6	78.05	77.8
02/07/2017 14:10	5.8	78.29	78.7	6.1	77.96	78.4	5.6	78.01	77.7	5.6	78.12	77.9
02/07/2017 14:20	5.8	78.36	78.7	6.1	78.02	78.5	5.6	78.06	77.8	5.6	78.20	77.9
02/07/2017 14:30	5.8	78.37	78.8	6.1	78.02	78.5	5.6	78.08	77.8	5.6	78.18	78.0
02/07/2017 14:40	5.8	78.31	78.8	6.1	78.02	78.6	5.6	78.03	77.8	5.6	78.10	77.9
02/07/2017 14:50	5.8	78.34	78.8	6.1	78.02	78.6	5.6	78.04	77.8	5.6	78.14	78.0
02/07/2017 15:00	5.8	78.39	78.8	6.1	78.02	78.6	5.6	78.09	77.9	5.6	78.19	78.1
02/07/2017 15:10	5.8	78.42	78.8	6.1	78.06	78.6	5.6	78.14	77.9	5.6	78.24	78.1
02/07/2017 15:20	5.8	78.36	78.9	6.1	78.01	78.7	5.6	78.06	77.9	5.6	78.16	78.1
02/07/2017 15:30	5.8	78.08	78.8	6.1	77.78	78.7	5.6	77.84	77.9	5.6	77.85	78.0
02/07/2017 15:40	5.8	77.83	78.7	6.1	77.58	78.5	5.6	77.62	77.6	5.6	77.62	77.8
02/07/2017 15:50	5.8	77.54	78.6	6.1	77.31	78.4	5.6	77.35	77.4	5.6	77.33	77.5
02/07/2017 16:00	5.8	77.33	78.4	6.1	77.06	78.2	5.6	77.12	77.2	5.6	77.10	77.3
02/07/2017 16:10	5.8	76.96	78.2	6.1	76.74	78.0	5.6	76.78	77.0	5.6	76.78	77.1
02/07/2017 16:20	5.8	76.76	78.0	6.1	76.57	77.8	5.6	76.56	76.7	5.6	76.54	76.8
02/07/2017 16:30	5.8	76.52	77.8	6.1	76.32	77.6	5.6	76.32	76.5	5.6	76.28	76.6
02/07/2017 16:40	5.8	76.24	77.7	6.1	76.07	77.4	5.6	76.08	76.3	5.6	76.01	76.4
02/07/2017 16:50	5.8	75.92	77.4	6.1	75.79	77.2	5.6	75.78	76.0	5.6	75.69	76.1
02/07/2017 17:00	5.8	75.63	77.2	6.1	75.52	76.9	5.6	75.49	75.8	5.6	75.38	75.8
02/07/2017 17:10	5.8	75.29	77.0	6.1	75.17	76.7	5.6	75.17	75.5	5.6	75.02	75.6
02/07/2017 17:20	5.8	74.99	76.7	6.1	74.88	76.5	5.6	74.89	75.2	5.6	74.73	75.3
02/07/2017 17:30	5.8	74.69	76.5	6.1	74.58	76.2	5.6	74.59	74.9	5.6	74.40	75.0
02/07/2017 17:40	5.8	74.39	76.3	6.1	74.28	75.9	5.6	74.31	74.7	5.6	74.10	74.8
02/07/2017 17:50	5.8	74.08	76.0	6.1	73.98	75.7	5.6	73.98	74.3	5.6	73.78	74.5
02/07/2017 18:00	5.8	73.81	75.8	6.1	73.71	75.5	5.6	73.72	74.1	5.6	73.51	74.1
02/07/2017 18:10	5.8	73.50	75.5	6.1	73.41	75.2	5.6	73.42	73.9	5.6	73.19	73.8
02/07/2017 18:20	5.8	73.18	75.3	6.1	73.09	75.0	5.6	73.09	73.6	5.6	72.89	73.5
02/07/2017 18:30	5.8	72.98	75.0	6.1	72.91	74.7	5.6	72.92	73.3	5.6	72.69	73.3
02/07/2017 18:40	5.8	72.73	74.8	6.1	72.64	74.5	5.6	72.66	73.1	5.6	72.42	73.2
02/07/2017 18:50	5.8	72.53	74.6	6.1	72.44	74.3	5.6	72.46	72.9	5.6	72.22	72.9
02/07/2017 19:00	5.8	72.35	74.4	6.1	72.25	74.1	5.6	72.26	72.7	5.6	72.04	72.7
02/07/2017 19:10	5.8	72.09	74.2	6.1	72.03	73.9	5.6	72.03	72.5	5.6	71.79	72.5
02/07/2017 19:20	5.8	71.81	74.0	6.1	71.74	73.7	5.6	71.75	72.2	5.6	71.49	72.3
02/07/2017 19:30	5.8	71.52	73.8	6.1	71.48	73.5	5.6	71.49	72.0	5.6	71.23	72.0
02/07/2017 19:40	5.8	71.25	73.6	6.1	71.22	73.2	5.6	71.24	71.7	5.6	70.99	71.7
02/07/2017 19:50	5.8	71.01	73.3	6.1	70.97	73.0	5.7	70.98	71.5	5.6	70.71	71.5
02/07/2017 20:00	5.8	70.78	73.1	6.1	70.72	72.8	5.6	70.75	71.3	5.6	70.50	71.3
02/07/2017 20:10	5.8	70.57	72.9	6.1	70.56	72.6	5.6	70.55	71.1	5.6	70.29	71.1
02/07/2017 20:20	5.8	70.41	72.7	6.1	70.37	72.4	5.6	70.40	70.9	5.6	70.14	71.0
02/07/2017 20:30	5.8	70.21	72.6	6.1	70.19	72.3	5.6	70.22	70.7	5.6	69.94	70.7
02/07/2017 20:40	5.8	70.06	72.4	6.1	70.01	72.1	5.6	70.03	70.6	5.6	69.78	70.5
02/07/2017 20:50	5.8	69.80	72.3	6.1	69.76	72.0	5.6	69.79	70.3	5.6	69.52	70.3

Date/Time	HW13i F	HW13i T	HW13o	HW14i F	HW14i T	HW14o	HW15i F	HW15i T	HW15o	HW16i F	HW16i T	HW16o
02/07/2017 21:00	5.8	69.61	72.1	6.1	69.58	71.8	5.7	69.60	70.1	5.6	69.36	70.1
02/07/2017 21:10	5.8	69.43	71.9	6.1	69.42	71.6	5.6	69.43	70.0	5.6	69.16	70.0
02/07/2017 21:20	5.8	69.28	71.7	6.1	69.28	71.4	5.6	69.26	69.8	5.6	68.99	69.8
02/07/2017 21:30	5.8	69.12	71.5	6.1	69.12	71.3	5.6	69.14	69.6	5.6	68.86	69.7
02/07/2017 21:40	5.8	69.00	71.4	6.1	68.98	71.1	5.6	69.00	69.5	5.6	68.72	69.5
02/07/2017 21:50	5.8	68.87	71.3	6.1	68.87	70.9	5.7	68.86	69.4	5.6	68.60	69.4
02/07/2017 22:00	5.8	68.69	71.2	6.1	68.69	70.8	5.6	68.73	69.3	5.6	68.48	69.2
02/07/2017 22:10	5.8	68.54	71.0	6.1	68.54	70.8	5.7	68.56	69.1	5.6	68.27	69.1
02/07/2017 22:20	5.8	68.36	70.9	6.1	68.36	70.6	5.6	68.39	68.9	5.6	68.09	69.0
02/07/2017 22:30	5.8	68.17	70.7	6.1	68.17	70.5	5.7	68.19	68.8	5.6	67.90	68.7
02/07/2017 22:40	5.8	67.96	70.6	6.1	67.96	70.3	5.6	67.99	68.6	5.6	67.69	68.6
02/07/2017 22:50	5.8	67.83	70.4	6.1	67.84	70.1	5.7	67.83	68.4	5.6	67.56	68.4
02/07/2017 23:00	5.8	67.66	70.3	6.1	67.67	70.0	5.6	67.70	68.3	5.6	67.41	68.3
02/07/2017 23:10	5.8	67.53	70.1	6.1	67.56	69.8	5.7	67.55	68.1	5.6	67.25	68.1
02/07/2017 23:20	5.8	67.39	70.0	6.1	67.41	69.6	5.6	67.42	68.0	5.6	67.12	67.9
02/07/2017 23:30	5.8	67.24	69.8	6.1	67.25	69.5	5.6	67.25	67.8	5.6	66.98	67.8
02/07/2017 23:40	5.9	67.07	69.7	6.1	67.09	69.4	5.7	67.08	67.7	5.6	66.79	67.7
02/07/2017 23:50	5.9	66.97	69.6	6.1	66.96	69.3	5.7	66.97	67.5	5.6	66.69	67.5
02/08/2017 00:00	5.9	66.83	69.5	6.1	66.84	69.2	5.7	66.81	67.4	5.6	66.56	67.4
02/08/2017 00:10	5.9	66.71	69.3	6.1	66.73	69.0	5.6	66.72	67.3	5.6	66.45	67.3
02/08/2017 00:20	5.9	66.63	69.2	6.1	66.64	69.0	5.7	66.64	67.2	5.6	66.39	67.2
02/08/2017 00:30	5.8	66.52	69.2	6.1	66.54	68.8	5.7	66.51	67.1	5.6	66.26	67.1
02/08/2017 00:40	5.9	66.37	69.0	6.1	66.42	68.7	5.7	66.39	67.0	5.6	66.13	66.8
02/08/2017 00:50	5.9	66.26	68.9	6.1	66.26	68.6	5.7	66.26	66.8	5.6	65.98	66.8
02/08/2017 01:00	5.9	66.07	68.8	6.1	66.11	68.5	5.6	66.07	66.7	5.6	65.81	66.7
02/08/2017 01:10	5.9	65.90	68.7	6.1	65.94	68.4	5.7	65.93	66.6	5.6	65.65	66.6
02/08/2017 01:20	5.9	65.76	68.5	6.1	65.81	68.3	5.6	65.76	66.4	5.6	65.47	66.4
02/08/2017 01:30	5.9	65.61	68.4	6.1	65.66	68.1	5.6	65.64	66.3	5.6	65.38	66.2
02/08/2017 01:40	5.9	65.50	68.3	6.1	65.54	68.0	5.6	65.50	66.1	5.6	65.22	66.2
02/08/2017 01:50	5.9	65.36	68.1	6.1	65.41	67.9	5.6	65.40	66.0	5.6	65.09	66.1
02/08/2017 02:00	5.9	65.23	68.0	6.1	65.28	67.7	5.6	65.26	65.9	5.6	64.99	65.9
02/08/2017 02:10	5.9	65.15	67.9	6.1	65.16	67.6	5.6	65.17	65.8	5.6	64.91	65.9
02/08/2017 02:20	5.9	65.00	67.8	6.1	65.04	67.5	5.6	65.04	65.7	5.6	64.75	65.7
02/08/2017 02:30	5.9	64.89	67.7	6.1	64.90	67.4	5.6	64.92	65.6	5.6	64.64	65.6
02/08/2017 02:40	5.9	64.75	67.6	6.1	64.77	67.3	5.6	64.76	65.5	5.6	64.45	65.5
02/08/2017 02:50	5.9	64.62	67.5	6.1	64.64	67.2	5.6	64.65	65.4	5.6	64.33	65.4
02/08/2017 03:00	5.9	64.54	67.4	6.1	64.55	67.0	5.6	64.57	65.2	5.6	64.26	65.3
02/08/2017 03:10	5.9	64.47	67.3	6.1	64.48	66.9	5.6	64.46	65.0	5.6	64.15	65.1
02/08/2017 03:20	5.9	64.33	67.2	6.1	64.35	66.9	5.6	64.33	65.0	5.6	64.03	65.1
02/08/2017 03:30	5.9	64.30	67.1	6.1	64.33	66.8	5.7	64.33	64.9	5.6	64.02	65.0
02/08/2017 03:40	5.9	64.21	67.0	6.1	64.21	66.7	5.6	64.21	64.9	5.6	63.91	65.0
02/08/2017 03:50	5.9	64.14	67.0	6.1	64.14	66.6	5.6	64.14	64.8	5.6	63.82	64.8
02/08/2017 04:00	5.9	64.01	66.8	6.2	64.04	66.6	5.6	64.01	64.8	5.6	63.68	64.7
02/08/2017 04:10	5.9	63.93	66.7	6.1	63.95	66.5	5.6	63.93	64.7	5.6	63.61	64.6
02/08/2017 04:20	5.9	63.84	66.7	6.2	63.82	66.4	5.7	63.81	64.5	5.6	63.48	64.4
02/08/2017 04:30	5.9	63.66	66.6	6.1	63.69	66.3	5.7	63.66	64.4	5.6	63.34	64.5
02/08/2017 04:40	5.9	63.60	66.5	6.1	63.62	66.2	5.6	63.60	64.3	5.6	63.27	64.3
02/08/2017 04:50	5.9	63.46	66.4	6.1	63.46	66.1	5.7	63.46	64.2	5.6	63.15	64.3
02/08/2017 05:00	5.9	63.36	66.3	6.2	63.40	66.0	5.7	63.38	64.1	5.6	63.05	64.1
02/08/2017 05:10	5.9	63.23	66.2	6.1	63.26	65.9	5.7	63.25	64.0	5.6	62.92	64.0
02/08/2017 05:20	5.9	63.15	66.1	6.2	63.17	65.8	5.6	63.16	63.9	5.7	62.82	63.9
02/08/2017 05:30	5.8	63.01	66.0	6.2	63.08	65.7	5.6	63.05	63.8	5.6	62.69	63.8
02/08/2017 05:40	5.9	62.94	65.9	6.1	63.00	65.6	5.7	62.98	63.7	5.7	62.63	63.7
02/08/2017 05:50	5.9	62.83	65.8	6.2	62.85	65.5	5.7	62.85	63.6	5.6	62.50	63.5
02/08/2017 06:00	5.8	62.80	65.7	6.2	62.83	65.4	5.6	62.82	63.5	5.7	62.48	63.4

Date/Time	HW13i F	HW13i T	HW13o	HW14i F	HW14i T	HW14o	HW15i F	HW15i T	HW15o	HW16i F	HW16i T	HW16o
02/08/2017 06:10	5.8	62.62	65.6	6.2	62.64	65.4	5.7	62.63	63.4	5.7	62.32	63.4
02/08/2017 06:20	5.8	62.59	65.6	6.2	62.61	65.2	5.7	62.59	63.3	5.7	62.28	63.3
02/08/2017 06:30	5.8	62.54	65.5	6.2	62.56	65.2	5.7	62.56	63.3	5.7	62.24	63.2
02/08/2017 06:40	5.9	62.53	65.4	6.2	62.57	65.2	5.6	62.56	63.3	5.6	62.23	63.2
02/08/2017 06:50	5.9	62.51	65.4	6.2	62.52	65.1	5.6	62.52	63.2	5.6	62.20	63.1
02/08/2017 07:00	5.9	62.43	65.4	6.2	62.43	65.0	5.6	62.42	63.1	5.7	62.10	63.1
02/08/2017 07:10	5.8	62.30	65.3	6.2	62.32	65.0	5.7	62.31	63.0	5.7	62.00	63.0
02/08/2017 07:20	5.9	62.21	65.2	6.2	62.22	64.9	5.6	62.23	63.0	5.6	61.89	62.9
02/08/2017 07:30	5.9	62.17	65.1	6.2	62.20	64.8	5.6	62.21	62.9	5.7	61.85	62.9
02/08/2017 07:40	5.9	62.06	65.0	6.2	62.12	64.8	5.6	62.11	62.8	5.7	61.75	62.7
02/08/2017 07:50	5.9	62.12	65.0	6.2	62.13	64.8	5.7	62.13	62.7	5.7	61.78	62.7
02/08/2017 08:00	5.9	61.96	64.9	6.2	61.99	64.7	5.7	62.00	62.7	5.7	61.65	62.6
02/08/2017 08:10	5.9	61.92	64.9	6.2	61.93	64.6	5.7	61.95	62.6	5.7	61.63	62.6
02/08/2017 08:20	5.9	61.95	64.8	6.2	61.97	64.6	5.7	61.98	62.6	5.7	61.65	62.6
02/08/2017 08:30	5.9	61.87	64.8	6.2	61.94	64.6	5.7	61.94	62.6	5.7	61.62	62.5
02/08/2017 08:40	5.9	61.84	64.8	6.2	61.87	64.5	5.7	61.87	62.5	5.7	61.57	62.6
02/08/2017 08:50	5.9	61.83	64.8	6.2	61.84	64.5	5.7	61.85	62.4	5.7	61.53	62.5
02/08/2017 09:00	5.9	61.73	64.7	6.2	61.75	64.4	5.7	61.81	62.4	5.7	61.44	62.5
02/08/2017 09:10	5.9	61.73	64.6	6.2	61.77	64.4	5.7	61.78	62.4	5.7	61.45	62.4
02/08/2017 09:20	5.9	61.62	64.6	6.2	61.69	64.3	5.7	61.66	62.4	5.7	61.34	62.4
02/08/2017 09:30	5.9	61.61	64.6	6.2	61.67	64.3	5.7	61.65	62.3	5.7	61.34	62.4
02/08/2017 09:40	5.9	61.55	64.5	6.2	61.63	64.2	5.7	61.61	62.3	5.7	61.30	62.3
02/08/2017 09:50	5.9	61.52	64.5	6.2	61.59	64.2	5.7	61.58	62.2	5.7	61.27	62.2
02/08/2017 10:00	5.9	61.49	64.5	6.2	61.56	64.2	5.7	61.54	62.2	5.7	61.23	62.3
02/08/2017 10:10	5.9	61.47	64.4	6.2	61.51	64.1	5.7	61.51	62.1	5.7	61.21	62.2
02/08/2017 10:20	5.9	61.38	64.3	6.2	61.41	64.1	5.7	61.40	62.1	5.7	61.09	62.2
02/08/2017 10:30	5.9	61.32	64.3	6.2	61.39	64.1	5.7	61.36	62.0	5.7	61.04	62.0
02/08/2017 10:40	5.9	61.34	64.2	6.2	61.38	64.0	5.7	61.37	62.0	5.7	61.07	62.1
02/08/2017 10:50	5.9	61.42	64.2	6.2	61.42	63.9	5.7	61.44	62.1	5.7	61.18	62.0
02/08/2017 11:00	5.9	61.47	64.2	6.2	61.48	64.0	5.7	61.49	62.1	5.7	61.21	62.1
02/08/2017 11:10	5.9	61.52	64.3	6.2	61.54	64.0	5.7	61.55	62.1	5.7	61.28	62.1
02/08/2017 11:20	5.9	61.60	64.4	6.2	61.64	64.1	5.7	61.64	62.1	5.7	61.35	62.2
02/08/2017 11:30	5.9	61.60	64.4	6.2	61.64	64.1	5.7	61.63	62.2	5.7	61.34	62.2
02/08/2017 11:40	5.9	61.60	64.4	6.2	61.63	64.1	5.7	61.63	62.2	5.7	61.33	62.3
02/08/2017 11:50	5.9	61.55	64.4	6.2	61.62	64.1	5.7	61.63	62.2	5.7	61.31	62.3
02/08/2017 12:00	5.9	61.53	64.4	6.2	61.63	64.1	5.7	61.63	62.2	5.7	61.33	62.1
02/08/2017 12:10	5.9	61.52	64.4	6.2	61.59	64.0	5.7	61.61	62.2	5.6	61.32	62.3
02/08/2017 12:20	5.9	61.49	64.4	6.2	61.54	64.1	5.7	61.56	62.2	5.7	61.27	62.2
02/08/2017 12:30	5.9	61.47	64.3	6.2	61.52	64.1	5.7	61.53	62.1	5.7	61.26	62.2
02/08/2017 12:40	5.9	61.37	64.3	6.2	61.43	64.0	5.7	61.42	62.1	5.7	61.11	62.2
02/08/2017 12:50	5.9	61.30	64.2	6.2	61.36	64.0	5.7	61.34	62.0	5.7	61.01	62.0
02/08/2017 13:00	5.9	61.25	64.1	6.2	61.32	63.9	5.7	61.32	61.9	5.7	61.00	61.9
02/08/2017 13:10	5.9	61.11	64.0	6.2	61.19	63.8	5.7	61.20	61.9	5.7	60.87	61.9
02/08/2017 13:20	5.9	60.94	64.0	6.2	61.01	63.8	5.7	61.00	61.8	5.7	60.65	61.7
02/08/2017 13:30	5.9	60.64	63.9	6.2	60.74	63.6	5.7	60.74	61.6	5.7	60.37	61.5
02/08/2017 13:40	5.9	60.41	63.8	6.2	60.51	63.4	5.7	60.53	61.4	5.7	60.16	61.3
02/08/2017 13:50	5.9	60.22	63.6	6.2	60.33	63.3	5.7	60.31	61.1	5.7	59.92	61.1
02/08/2017 14:00	5.9	59.97	63.4	6.2	60.07	63.0	5.7	60.08	61.0	5.7	59.71	61.0
02/08/2017 14:10	5.9	59.85	63.2	6.2	59.99	62.9	5.7	59.98	60.8	5.7	59.63	60.8
02/08/2017 14:20	5.9	59.64	63.1	6.2	59.77	62.7	5.7	59.75	60.7	5.7	59.40	60.6
02/08/2017 14:30	5.9	59.44	62.9	6.2	59.56	62.6	5.7	59.56	60.5	5.7	59.18	60.5
02/08/2017 14:40	5.9	59.28	62.7	6.2	59.40	62.4	5.7	59.42	60.3	5.7	59.03	60.3
02/08/2017 14:50	5.9	59.13	62.6	6.2	59.26	62.3	5.7	59.25	60.1	5.7	58.86	60.1
02/08/2017 15:00	5.9	58.98	62.5	6.2	59.09	62.1	5.7	59.08	60.0	5.7	58.71	60.0
02/08/2017 15:10	5.9	58.80	62.3	6.2	58.96	62.0	5.7	58.94	59.9	5.7	58.56	59.9

Date/Time	HW13i F	HW13i T	HW13o	HW14i F	HW14i T	HW14o	HW15i F	HW15i T	HW15o	HW16i F	HW16i T	HW16o
02/08/2017 15:20	5.9	58.67	62.2	6.2	58.80	61.8	5.7	58.80	59.7	5.7	58.42	59.7
02/08/2017 15:30	5.9	58.52	62.0	6.2	58.64	61.7	5.7	58.63	59.6	5.7	58.24	59.6
02/08/2017 15:40	5.9	58.45	61.9	6.2	58.56	61.6	5.7	58.57	59.5	5.7	58.21	59.4
02/08/2017 15:50	5.9	58.36	61.9	6.2	58.50	61.5	5.7	58.52	59.4	5.7	58.13	59.3
02/08/2017 16:00	5.9	58.33	61.8	6.2	58.42	61.5	5.7	58.45	59.3	5.7	58.11	59.3
02/08/2017 16:10	5.9	58.32	61.7	6.2	58.42	61.3	5.7	58.42	59.2	5.7	58.05	59.2
02/08/2017 16:20	5.9	58.24	61.6	6.2	58.41	61.3	5.7	58.39	59.2	5.7	58.01	59.2
02/08/2017 16:30	5.9	58.13	61.5	6.2	58.25	61.3	5.7	58.23	59.1	5.7	57.83	59.1
02/08/2017 16:40	5.9	57.99	61.4	6.2	58.14	61.2	5.7	58.15	59.0	5.7	57.74	58.9
02/08/2017 16:50	5.9	57.90	61.3	6.2	58.04	61.1	5.7	58.03	58.9	5.7	57.63	58.9
02/08/2017 17:00	5.9	57.81	61.3	6.2	57.96	61.0	5.7	57.94	58.8	5.7	57.53	58.9
02/08/2017 17:10	5.9	57.73	61.2	6.2	57.88	60.9	5.7	57.87	58.7	5.7	57.49	58.7
02/08/2017 17:20	5.9	57.59	61.1	6.2	57.76	60.8	5.7	57.75	58.7	5.7	57.34	58.6
02/08/2017 17:30	5.9	57.50	61.0	6.2	57.65	60.7	5.7	57.64	58.6	5.7	57.23	58.5
02/08/2017 17:40	5.9	57.43	60.9	6.2	57.61	60.6	5.7	57.60	58.5	5.7	57.21	58.4
02/08/2017 17:50	5.9	57.40	60.8	6.2	57.52	60.6	5.7	57.52	58.4	5.7	57.12	58.3
02/08/2017 18:00	5.9	57.23	60.8	6.2	57.39	60.4	5.7	57.39	58.3	5.7	56.97	58.2
02/08/2017 18:10	5.9	57.14	60.7	6.2	57.31	60.4	5.7	57.30	58.2	5.7	56.90	58.1
02/08/2017 18:20	5.9	57.03	60.6	6.2	57.21	60.3	5.7	57.18	58.1	5.7	56.81	58.0
02/08/2017 18:30	5.9	56.96	60.5	6.2	57.13	60.2	5.7	57.13	58.0	5.7	56.73	58.0
02/08/2017 18:40	5.9	56.93	60.4	6.2	57.10	60.2	5.7	57.07	57.9	5.7	56.69	57.9
02/08/2017 18:50	5.9	56.83	60.4	6.2	57.02	60.1	5.7	56.98	57.9	5.7	56.62	57.9
02/08/2017 19:00	5.9	56.79	60.3	6.2	56.97	60.0	5.7	56.90	57.8	5.7	56.53	57.8
02/08/2017 19:10	5.9	56.67	60.2	6.2	56.87	59.9	5.7	56.80	57.8	5.7	56.43	57.7
02/08/2017 19:20	5.9	56.52	60.1	6.2	56.70	59.9	5.7	56.65	57.7	5.7	56.26	57.6
02/08/2017 19:30	5.9	56.46	60.1	6.2	56.65	59.7	5.7	56.60	57.6	5.7	56.21	57.5
02/08/2017 19:40	5.9	56.33	59.9	6.2	56.52	59.7	5.7	56.49	57.4	5.7	56.10	57.5
02/08/2017 19:50	5.9	56.23	59.9	6.2	56.42	59.6	5.7	56.36	57.3	5.7	55.98	57.3
02/08/2017 20:00	5.9	56.06	59.8	6.2	56.25	59.5	5.7	56.20	57.3	5.7	55.80	57.1
02/08/2017 20:10	5.9	55.98	59.7	6.2	56.15	59.4	5.7	56.10	57.1	5.7	55.70	57.0
02/08/2017 20:20	5.9	55.85	59.5	6.2	55.99	59.3	5.7	55.96	57.0	5.7	55.56	56.9
02/08/2017 20:30	5.9	55.60	59.4	6.3	55.80	59.2	5.7	55.75	56.8	5.7	55.34	56.8
02/08/2017 20:40	5.9	55.39	59.3	6.3	55.59	59.0	5.7	55.53	56.7	5.7	55.11	56.6
02/08/2017 20:50	5.9	55.28	59.2	6.2	55.47	58.9	5.7	55.44	56.4	5.7	55.03	56.3
02/08/2017 21:00	5.9	55.11	59.0	6.3	55.30	58.7	5.7	55.25	56.3	5.7	54.85	56.3
02/08/2017 21:10	5.9	54.95	58.9	6.3	55.12	58.6	5.7	55.11	56.1	5.7	54.67	56.0
02/08/2017 21:20	5.9	54.80	58.7	6.3	54.98	58.4	5.7	54.97	56.1	5.7	54.56	56.1
02/08/2017 21:30	5.9	54.75	58.6	6.3	54.92	58.4	5.7	54.90	55.9	5.7	54.46	56.0
02/08/2017 21:40	5.9	54.65	58.5	6.3	54.82	58.3	5.7	54.81	55.8	5.7	54.37	55.9
02/08/2017 21:50	5.9	54.60	58.4	6.3	54.78	58.1	5.7	54.77	55.8	5.7	54.32	55.7
02/08/2017 22:00	5.9	54.53	58.3	6.3	54.73	58.0	5.7	54.69	55.7	5.7	54.27	55.6
02/08/2017 22:10	5.9	54.51	58.3	6.3	54.70	58.0	5.7	54.63	55.6	5.7	54.22	55.7
02/08/2017 22:20	5.9	54.42	58.2	6.3	54.60	58.0	5.7	54.57	55.6	5.7	54.14	55.6
02/08/2017 22:30	5.9	54.32	58.2	6.3	54.48	57.8	5.7	54.48	55.5	5.7	54.07	55.5
02/08/2017 22:40	5.9	54.20	58.2	6.3	54.36	57.9	5.7	54.34	55.4	5.7	53.94	55.4
02/08/2017 22:50	5.9	54.12	58.0	6.3	54.28	57.7	5.7	54.23	55.4	5.8	53.83	55.3
02/08/2017 23:00	5.9	54.00	57.9	6.3	54.18	57.6	5.7	54.16	55.2	5.8	53.71	55.2
02/08/2017 23:10	5.9	53.86	57.8	6.3	54.02	57.4	5.7	53.99	55.1	5.7	53.56	55.0
02/08/2017 23:20	5.9	53.66	57.7	6.3	53.86	57.4	5.7	53.83	55.0	5.8	53.39	54.9
02/08/2017 23:30	5.9	53.53	57.5	6.3	53.73	57.3	5.7	53.70	54.9	5.8	53.24	54.8
02/08/2017 23:40	5.9	53.45	57.5	6.3	53.65	57.1	5.7	53.60	54.8	5.8	53.19	54.7
02/08/2017 23:50	5.9	53.33	57.3	6.3	53.53	57.0	5.7	53.50	54.6	5.8	53.04	54.5
02/09/2017 00:00	5.9	53.23	57.2	6.3	53.42	56.9	5.7	53.39	54.5	5.8	52.95	54.4
02/09/2017 00:10	5.9	53.17	57.1	6.3	53.33	56.9	5.7	53.32	54.4	5.8	52.87	54.4
02/09/2017 00:20	5.9	53.04	57.0	6.3	53.24	56.7	5.7	53.20	54.3	5.8	52.77	54.2

Date/Time	HW13i F	HW13i T	HW13o	HW14i F	HW14i T	HW14o	HW15i F	HW15i T	HW15o	HW16i F	HW16i T	HW16o
02/09/2017 00:30	5.9	52.91	57.0	6.3	53.10	56.5	5.7	53.09	54.2	5.8	52.63	54.2
02/09/2017 00:40	5.9	52.81	56.8	6.3	53.01	56.5	5.7	52.98	54.1	5.8	52.51	54.0
02/09/2017 00:50	5.9	52.64	56.8	6.3	52.83	56.4	5.7	52.81	54.0	5.8	52.34	53.9
02/09/2017 01:00	5.9	52.53	56.6	6.3	52.73	56.3	5.7	52.69	53.9	5.8	52.25	53.8
02/09/2017 01:10	5.9	52.45	56.5	6.3	52.66	56.2	5.7	52.63	53.8	5.8	52.18	53.7
02/09/2017 01:20	5.9	52.42	56.4	6.3	52.63	56.1	5.7	52.62	53.7	5.8	52.13	53.6
02/09/2017 01:30	5.9	52.42	56.4	6.3	52.61	56.0	5.7	52.60	53.7	5.8	52.13	53.6
02/09/2017 01:40	5.9	52.37	56.3	6.3	52.54	56.1	5.7	52.52	53.6	5.8	52.08	53.6
02/09/2017 01:50	5.9	52.29	56.2	6.3	52.48	56.1	5.7	52.46	53.5	5.8	51.99	53.6
02/09/2017 02:00	5.9	52.22	56.2	6.3	52.42	55.9	5.7	52.36	53.5	5.8	51.92	53.5
02/09/2017 02:10	5.9	52.17	56.2	6.3	52.37	55.8	5.7	52.33	53.4	5.8	51.88	53.5
02/09/2017 02:20	6.0	52.04	56.1	6.3	52.24	55.9	5.7	52.23	53.3	5.8	51.74	53.2
02/09/2017 02:30	5.9	51.94	56.0	6.3	52.16	55.8	5.7	52.16	53.2	5.8	51.67	53.1
02/09/2017 02:40	6.0	51.86	55.9	6.3	52.05	55.7	5.7	52.04	53.2	5.8	51.55	53.1
02/09/2017 02:50	5.9	51.72	55.8	6.3	51.96	55.5	5.7	51.93	53.1	5.8	51.47	53.0
02/09/2017 03:00	5.9	51.64	55.7	6.3	51.90	55.4	5.7	51.88	53.0	5.8	51.41	52.9
02/09/2017 03:10	6.0	51.60	55.7	6.3	51.84	55.4	5.7	51.83	52.9	5.8	51.38	52.9
02/09/2017 03:20	6.0	51.53	55.7	6.3	51.80	55.3	5.7	51.80	52.9	5.8	51.31	52.9
02/09/2017 03:30	6.0	51.52	55.5	6.3	51.73	55.3	5.7	51.73	52.8	5.8	51.23	52.8
02/09/2017 03:40	6.0	51.48	55.5	6.3	51.72	55.3	5.7	51.68	52.7	5.8	51.23	52.8
02/09/2017 03:50	6.0	51.42	55.4	6.3	51.63	55.1	5.7	51.63	52.7	5.8	51.15	52.6
02/09/2017 04:00	6.0	51.30	55.4	6.3	51.54	55.1	5.7	51.53	52.7	5.8	51.05	52.5
02/09/2017 04:10	6.0	51.25	55.4	6.3	51.48	55.0	5.7	51.46	52.7	5.8	50.98	52.4
02/09/2017 04:20	6.0	51.23	55.3	6.3	51.43	55.0	5.7	51.42	52.5	5.8	50.93	52.4
02/09/2017 04:30	6.0	51.23	55.2	6.3	51.42	55.0	5.7	51.42	52.5	5.8	50.92	52.5
02/09/2017 04:40	6.0	51.18	55.2	6.3	51.42	55.0	5.7	51.38	52.5	5.8	50.92	52.5
02/09/2017 04:50	6.0	51.15	55.1	6.3	51.40	54.9	5.7	51.35	52.4	5.8	50.90	52.3
02/09/2017 05:00	6.0	51.13	55.1	6.3	51.40	54.9	5.7	51.33	52.4	5.8	50.91	52.4
02/09/2017 05:10	6.0	51.13	55.0	6.3	51.34	54.9	5.7	51.33	52.4	5.8	50.86	52.4
02/09/2017 05:20	6.0	51.13	55.1	6.3	51.33	54.8	5.7	51.33	52.4	5.8	50.86	52.4
02/09/2017 05:30	6.0	51.09	55.1	6.3	51.33	54.8	5.7	51.32	52.4	5.8	50.83	52.2
02/09/2017 05:40	6.0	51.02	55.0	6.3	51.31	54.8	5.7	51.26	52.3	5.8	50.81	52.3
02/09/2017 05:50	6.0	50.98	55.0	6.3	51.23	54.7	5.7	51.23	52.3	5.8	50.73	52.2
02/09/2017 06:00	6.0	50.93	55.0	6.3	51.20	54.7	5.7	51.19	52.2	5.8	50.70	52.1
02/09/2017 06:10	6.0	50.92	54.9	6.3	51.13	54.6	5.7	51.13	52.2	5.8	50.63	52.1
02/09/2017 06:20	6.0	50.83	54.8	6.3	51.04	54.5	5.7	51.03	52.2	5.8	50.58	52.0
02/09/2017 06:30	6.0	50.81	54.8	6.3	51.02	54.5	5.7	51.02	52.1	5.8	50.52	52.0
02/09/2017 06:40	6.0	50.73	54.8	6.4	51.02	54.5	5.7	50.97	52.0	5.8	50.52	51.9
02/09/2017 06:50	6.0	50.70	54.8	6.4	50.94	54.5	5.7	50.92	52.0	5.8	50.44	52.0
02/09/2017 07:00	6.0	50.63	54.7	6.4	50.88	54.4	5.7	50.87	52.0	5.8	50.38	52.0
02/09/2017 07:10	6.0	50.60	54.6	6.3	50.82	54.4	5.7	50.80	51.9	5.8	50.32	52.0
02/09/2017 07:20	6.0	50.53	54.6	6.3	50.77	54.3	5.7	50.74	51.9	5.8	50.27	51.9
02/09/2017 07:30	6.0	50.40	54.6	6.3	50.68	54.2	5.7	50.63	51.8	5.8	50.18	51.8
02/09/2017 07:40	6.0	50.33	54.5	6.4	50.59	54.2	5.7	50.56	51.7	5.8	50.08	51.7
02/09/2017 07:50	6.0	50.31	54.3	6.4	50.53	54.1	5.7	50.52	51.6	5.8	50.03	51.5
02/09/2017 08:00	6.0	50.32	54.3	6.4	50.52	54.1	5.7	50.52	51.6	5.8	50.02	51.4
02/09/2017 08:10	6.0	50.32	54.2	6.4	50.56	54.0	5.7	50.54	51.6	5.8	50.11	51.5
02/09/2017 08:20	6.0	50.32	54.3	6.4	50.55	54.1	5.7	50.53	51.6	5.8	50.09	51.5
02/09/2017 08:30	6.0	50.34	54.3	6.4	50.58	54.0	5.7	50.56	51.6	5.8	50.14	51.5
02/09/2017 08:40	6.0	50.40	54.3	6.4	50.63	54.0	5.7	50.62	51.6	5.8	50.18	51.5
02/09/2017 08:50	6.0	50.45	54.2	6.4	50.69	54.0	5.7	50.64	51.7	5.8	50.22	51.6
02/09/2017 09:00	6.0	50.52	54.3	6.3	50.73	54.0	5.7	50.70	51.8	5.8	50.30	51.6
02/09/2017 09:10	6.0	50.61	54.4	6.4	50.80	54.1	5.7	50.78	51.8	5.8	50.33	51.8
02/09/2017 09:20	6.0	50.65	54.4	6.3	50.85	54.1	5.7	50.85	51.8	5.8	50.45	51.7
02/09/2017 09:30	6.0	50.77	54.4	6.3	50.97	54.2	5.7	50.96	51.9	5.8	50.55	51.9

Date/Time	HW13i F	HW13i T	HW13o	HW14i F	HW14i T	HW14o	HW15i F	HW15i T	HW15o	HW16i F	HW16i T	HW16o
02/09/2017 09:40	6.0	50.90	54.5	6.3	51.09	54.2	5.7	51.08	51.9	5.8	50.66	51.9
02/09/2017 09:50	6.0	51.04	54.6	6.3	51.23	54.3	5.7	51.22	52.1	5.8	50.80	52.0
02/09/2017 10:00	6.0	51.16	54.7	6.3	51.33	54.4	5.7	51.30	52.2	5.8	50.90	52.1
02/09/2017 10:10	6.0	51.23	54.7	6.3	51.38	54.5	5.7	51.38	52.3	5.8	50.98	52.1
02/09/2017 10:20	6.0	51.38	54.9	6.3	51.55	54.6	5.7	51.55	52.3	5.8	51.17	52.2
02/09/2017 10:30	6.0	51.53	54.9	6.3	51.66	54.7	5.7	51.65	52.5	5.8	51.31	52.5
02/09/2017 10:40	6.0	51.70	55.0	6.3	51.79	54.8	5.7	51.81	52.7	5.8	51.47	52.6
02/09/2017 10:50	6.0	51.90	55.1	6.3	51.98	54.9	5.7	51.99	52.8	5.8	51.67	52.6
02/09/2017 11:00	5.9	52.07	55.3	6.3	52.11	55.1	5.7	52.13	52.9	5.8	51.82	52.9
02/09/2017 11:10	5.9	52.27	55.4	6.3	52.33	55.2	5.7	52.34	53.0	5.8	52.04	53.1
02/09/2017 11:20	5.9	52.38	55.5	6.3	52.44	55.3	5.7	52.45	53.2	5.8	52.14	53.3
02/09/2017 11:30	5.9	52.58	55.7	6.3	52.64	55.4	5.7	52.63	53.3	5.8	52.33	53.3
02/09/2017 11:40	5.9	52.72	55.8	6.3	52.80	55.6	5.7	52.80	53.5	5.8	52.48	53.4
02/09/2017 11:50	5.9	52.88	55.9	6.3	52.92	55.7	5.7	52.90	53.6	5.8	52.60	53.5
02/09/2017 12:00	5.9	53.07	56.0	6.3	53.09	55.9	5.7	53.10	53.7	5.8	52.80	53.8
02/09/2017 12:10	5.9	53.19	56.1	6.3	53.23	56.0	5.7	53.23	53.9	5.8	52.92	54.0
02/09/2017 12:20	5.9	53.27	56.3	6.3	53.31	56.1	5.7	53.32	54.0	5.8	53.00	54.0
02/09/2017 12:30	5.9	53.40	56.4	6.3	53.41	56.2	5.7	53.43	54.1	5.8	53.15	54.2
02/09/2017 12:40	5.9	53.58	56.5	6.3	53.61	56.3	5.7	53.62	54.3	5.8	53.35	54.3
02/09/2017 12:50	5.9	53.76	56.6	6.3	53.75	56.4	5.7	53.77	54.5	5.8	53.54	54.4
02/09/2017 13:00	5.9	53.92	56.8	6.3	53.88	56.6	5.7	53.91	54.6	5.7	53.70	54.7
02/09/2017 13:10	5.9	54.19	56.9	6.3	54.09	56.7	5.7	54.12	54.7	5.7	53.98	54.7
02/09/2017 13:20	5.9	54.49	57.0	6.3	54.38	56.8	5.7	54.45	55.0	5.7	54.30	55.0
02/09/2017 13:30	5.9	54.68	57.3	6.3	54.58	57.1	5.7	54.63	55.2	5.7	54.48	55.1
02/09/2017 13:40	5.9	54.85	57.5	6.3	54.80	57.2	5.7	54.85	55.4	5.7	54.69	55.4
02/09/2017 13:50	5.9	55.15	57.6	6.2	55.02	57.3	5.7	55.07	55.5	5.7	54.99	55.6
02/09/2017 14:00	5.9	55.52	57.8	6.3	55.34	57.6	5.7	55.37	55.8	5.7	55.33	55.8
02/09/2017 14:10	5.9	55.59	58.1	6.3	55.50	57.8	5.7	55.52	56.1	5.7	55.41	56.1
02/09/2017 14:20	5.9	55.78	58.2	6.2	55.72	58.0	5.7	55.73	56.3	5.7	55.56	56.2
02/09/2017 14:30	5.9	55.77	58.4	6.3	55.77	58.1	5.7	55.76	56.4	5.7	55.55	56.3
02/09/2017 14:40	5.9	55.92	58.5	6.2	55.94	58.2	5.7	55.92	56.4	5.7	55.69	56.5
02/09/2017 14:50	5.9	55.89	58.6	6.2	55.94	58.4	5.7	55.90	56.5	5.7	55.66	56.5
02/09/2017 15:00	5.9	55.88	58.6	6.3	55.91	58.4	5.7	55.89	56.5	5.7	55.62	56.6
02/09/2017 15:10	5.9	55.96	58.6	6.3	56.01	58.5	5.7	55.97	56.6	5.7	55.74	56.5
02/09/2017 15:20	5.9	56.00	58.7	6.2	56.04	58.5	5.7	56.03	56.6	5.7	55.75	56.7
02/09/2017 15:30	5.9	56.02	58.8	6.2	56.05	58.6	5.7	56.03	56.7	5.7	55.78	56.6
02/09/2017 15:40	5.9	56.04	58.8	6.2	56.09	58.6	5.7	56.08	56.8	5.7	55.80	56.7
02/09/2017 15:50	5.9	56.03	58.9	6.2	56.08	58.6	5.7	56.06	56.8	5.7	55.79	56.8
02/09/2017 16:00	5.9	56.08	58.9	6.2	56.09	58.6	5.7	56.08	56.8	5.7	55.84	56.8
02/09/2017 16:10	5.9	56.16	58.9	6.2	56.20	58.6	5.7	56.18	56.8	5.7	55.91	56.8
02/09/2017 16:20	5.9	56.17	58.9	6.2	56.20	58.7	5.7	56.17	56.8	5.7	55.95	56.8
02/09/2017 16:30	5.9	56.22	59.0	6.2	56.23	58.7	5.7	56.23	56.9	5.7	55.95	56.8
02/09/2017 16:40	5.9	56.28	59.0	6.2	56.35	58.8	5.7	56.28	56.9	5.7	56.06	56.9
02/09/2017 16:50	5.9	56.47	59.1	6.2	56.42	58.9	5.7	56.41	57.0	5.7	56.25	56.8
02/09/2017 17:00	5.9	56.52	59.2	6.2	56.43	58.9	5.7	56.44	57.1	5.7	56.30	57.0
02/09/2017 17:10	5.9	56.53	59.2	6.2	56.49	59.0	5.7	56.48	57.1	5.7	56.32	57.2
02/09/2017 17:20	5.9	56.47	59.3	6.2	56.45	59.0	5.7	56.43	57.1	5.7	56.23	57.1
02/09/2017 17:30	5.9	56.38	59.3	6.2	56.42	59.0	5.7	56.40	57.1	5.7	56.15	57.0
02/09/2017 17:40	5.9	56.25	59.2	6.2	56.40	58.9	5.7	56.32	57.0	5.7	56.01	57.1
02/09/2017 17:50	5.9	56.19	59.2	6.2	56.29	58.9	5.7	56.24	57.0	5.7	55.91	57.1
02/09/2017 18:00	5.9	56.12	59.1	6.2	56.23	58.9	5.7	56.19	56.9	5.7	55.83	56.8
02/09/2017 18:10	5.9	56.03	59.1	6.3	56.15	58.8	5.7	56.12	56.9	5.7	55.76	56.8
02/09/2017 18:20	5.9	55.94	59.0	6.2	56.07	58.8	5.7	56.03	56.9	5.7	55.71	56.8
02/09/2017 18:30	5.9	55.92	59.0	6.2	56.02	58.8	5.7	56.00	56.8	5.7	55.65	56.8
02/09/2017 18:40	5.9	55.92	58.9	6.3	56.02	58.7	5.7	55.97	56.7	5.7	55.63	56.6

Date/Time	HW13i F	HW13i T	HW13o	HW14i F	HW14i T	HW14o	HW15i F	HW15i T	HW15o	HW16i F	HW16i T	HW16o
02/09/2017 18:50	5.9	55.87	58.9	6.2	56.01	58.7	5.7	55.92	56.7	5.7	55.59	56.8
02/09/2017 19:00	5.9	55.84	58.9	6.3	55.95	58.6	5.7	55.92	56.7	5.7	55.54	56.7
02/09/2017 19:10	5.9	55.76	58.8	6.2	55.87	58.6	5.7	55.85	56.6	5.7	55.52	56.6
02/09/2017 19:20	5.9	55.68	58.8	6.3	55.83	58.6	5.7	55.77	56.6	5.7	55.45	56.6
02/09/2017 19:30	5.9	55.60	58.7	6.3	55.73	58.6	5.7	55.71	56.4	5.7	55.37	56.6
02/09/2017 19:40	5.9	55.53	58.7	6.3	55.72	58.4	5.7	55.63	56.5	5.7	55.31	56.4
02/09/2017 19:50	5.9	55.52	58.6	6.3	55.66	58.4	5.7	55.61	56.4	5.7	55.26	56.3
02/09/2017 20:00	5.9	55.48	58.6	6.3	55.62	58.3	5.7	55.53	56.4	5.7	55.22	56.3
02/09/2017 20:10	5.9	55.48	58.6	6.2	55.63	58.3	5.7	55.58	56.3	5.7	55.23	56.4
02/09/2017 20:20	5.9	55.43	58.6	6.3	55.58	58.3	5.7	55.52	56.3	5.7	55.18	56.4
02/09/2017 20:30	5.9	55.39	58.6	6.3	55.52	58.3	5.7	55.48	56.2	5.7	55.13	56.2
02/09/2017 20:40	5.9	55.37	58.5	6.3	55.51	58.2	5.7	55.46	56.2	5.7	55.13	56.1
02/09/2017 20:50	5.9	55.34	58.5	6.3	55.46	58.2	5.7	55.43	56.2	5.7	55.10	56.2
02/09/2017 21:00	5.9	55.28	58.5	6.3	55.42	58.2	5.7	55.37	56.2	5.7	55.04	56.1
02/09/2017 21:10	5.9	55.22	58.4	6.3	55.37	58.1	5.7	55.33	56.1	5.7	55.00	56.1
02/09/2017 21:20	5.9	55.15	58.4	6.3	55.32	58.1	5.7	55.27	56.1	5.7	54.92	56.1
02/09/2017 21:30	5.9	55.12	58.3	6.3	55.26	58.1	5.7	55.22	56.0	5.7	54.87	56.0
02/09/2017 21:40	5.9	55.08	58.3	6.3	55.19	58.1	5.7	55.16	56.0	5.7	54.82	56.0
02/09/2017 21:50	5.9	55.02	58.3	6.3	55.13	58.0	5.7	55.13	55.9	5.7	54.77	55.9
02/09/2017 22:00	5.9	55.01	58.2	6.3	55.10	57.9	5.7	55.09	55.9	5.7	54.70	55.8
02/09/2017 22:10	5.9	54.87	58.2	6.3	55.02	57.9	5.7	55.02	55.8	5.7	54.63	55.8
02/09/2017 22:20	5.9	54.83	58.1	6.3	54.98	57.8	5.7	54.93	55.8	5.7	54.57	55.8
02/09/2017 22:30	5.9	54.79	58.1	6.3	54.92	57.8	5.7	54.91	55.7	5.7	54.51	55.8
02/09/2017 22:40	5.9	54.71	58.0	6.3	54.83	57.7	5.7	54.82	55.7	5.7	54.43	55.7
02/09/2017 22:50	5.9	54.65	58.0	6.3	54.80	57.7	5.7	54.80	55.6	5.7	54.40	55.6
02/09/2017 23:00	5.9	54.63	58.0	6.3	54.75	57.6	5.7	54.73	55.6	5.7	54.34	55.5
02/09/2017 23:10	5.9	54.57	57.9	6.3	54.73	57.6	5.7	54.69	55.5	5.7	54.31	55.6
02/09/2017 23:20	5.9	54.52	57.8	6.3	54.69	57.5	5.7	54.64	55.5	5.7	54.25	55.5
02/09/2017 23:30	5.9	54.50	57.8	6.3	54.63	57.5	5.7	54.62	55.4	5.7	54.23	55.4
02/09/2017 23:40	5.9	54.42	57.7	6.3	54.57	57.5	5.7	54.55	55.4	5.7	54.15	55.4
02/09/2017 23:50	5.9	54.40	57.7	6.3	54.53	57.4	5.7	54.52	55.3	5.7	54.13	55.3
02/10/2017 00:00	5.9	54.34	57.7	6.3	54.52	57.4	5.7	54.46	55.3	5.7	54.12	55.4
02/10/2017 00:10	5.9	54.33	57.6	6.3	54.50	57.3	5.7	54.45	55.3	5.7	54.11	55.2
02/10/2017 00:20	5.9	54.34	57.6	6.3	54.52	57.3	5.7	54.45	55.3	5.7	54.13	55.3
02/10/2017 00:30	5.9	54.33	57.6	6.3	54.48	57.3	5.7	54.42	55.3	5.7	54.09	55.3
02/10/2017 00:40	5.9	54.33	57.6	6.3	54.45	57.3	5.7	54.42	55.3	5.7	54.07	55.2
02/10/2017 00:50	5.9	54.31	57.6	6.3	54.44	57.3	5.7	54.42	55.2	5.7	54.05	55.2
02/10/2017 01:00	5.9	54.29	57.6	6.3	54.42	57.3	5.7	54.40	55.2	5.7	54.02	55.3
02/10/2017 01:10	5.9	54.32	57.5	6.3	54.42	57.3	5.7	54.42	55.2	5.7	54.02	55.3
02/10/2017 01:20	5.9	54.30	57.5	6.3	54.42	57.3	5.7	54.42	55.2	5.7	54.03	55.2
02/10/2017 01:30	5.9	54.32	57.5	6.3	54.42	57.2	5.7	54.42	55.2	5.7	54.02	55.3
02/10/2017 01:40	5.9	54.29	57.6	6.3	54.42	57.2	5.7	54.42	55.1	5.7	54.02	55.2
02/10/2017 01:50	5.9	54.33	57.6	6.3	54.42	57.2	5.7	54.42	55.2	5.7	54.03	55.2
02/10/2017 02:00	5.9	54.33	57.5	6.3	54.42	57.3	5.7	54.42	55.2	5.7	54.05	55.2
02/10/2017 02:10	5.9	54.33	57.5	6.3	54.45	57.3	5.7	54.42	55.2	5.7	54.07	55.2
02/10/2017 02:20	5.9	54.36	57.5	6.3	54.49	57.3	5.7	54.46	55.2	5.7	54.11	55.2
02/10/2017 02:30	5.9	54.35	57.5	6.3	54.50	57.3	5.7	54.44	55.2	5.7	54.10	55.2
02/10/2017 02:40	5.9	54.41	57.5	6.3	54.52	57.3	5.7	54.50	55.2	5.7	54.13	55.3
02/10/2017 02:50	5.9	54.42	57.5	6.3	54.53	57.3	5.7	54.52	55.2	5.7	54.13	55.3
02/10/2017 03:00	5.9	54.43	57.6	6.3	54.58	57.4	5.7	54.55	55.2	5.7	54.19	55.3
02/10/2017 03:10	5.9	54.48	57.6	6.3	54.62	57.3	5.7	54.60	55.3	5.7	54.22	55.3
02/10/2017 03:20	5.9	54.51	57.7	6.3	54.63	57.3	5.7	54.62	55.3	5.7	54.23	55.4
02/10/2017 03:30	5.9	54.48	57.6	6.3	54.63	57.4	5.7	54.60	55.4	5.7	54.22	55.3
02/10/2017 03:40	5.9	54.48	57.7	6.3	54.62	57.4	5.7	54.60	55.3	5.7	54.22	55.3
02/10/2017 03:50	5.9	54.44	57.7	6.3	54.60	57.4	5.7	54.56	55.3	5.7	54.19	55.3

Date/Time	HW13i F	HW13i T	HW13o	HW14i F	HW14i T	HW14o	HW15i F	HW15i T	HW15o	HW16i F	HW16i T	HW16o
02/10/2017 04:00	5.9	54.43	57.7	6.3	54.60	57.3	5.7	54.54	55.3	5.7	54.18	55.4
02/10/2017 04:10	5.9	54.42	57.6	6.3	54.57	57.3	5.7	54.53	55.3	5.7	54.15	55.4
02/10/2017 04:20	5.9	54.43	57.6	6.3	54.60	57.3	5.7	54.54	55.4	5.7	54.16	55.4
02/10/2017 04:30	5.9	54.44	57.6	6.3	54.61	57.4	5.7	54.55	55.3	5.7	54.19	55.2
02/10/2017 04:40	5.9	54.46	57.6	6.3	54.62	57.4	5.7	54.57	55.3	5.7	54.21	55.3
02/10/2017 04:50	5.9	54.46	57.5	6.3	54.62	57.4	5.7	54.58	55.3	5.7	54.20	55.4
02/10/2017 05:00	5.9	54.48	57.6	6.3	54.62	57.4	5.7	54.59	55.3	5.7	54.22	55.3
02/10/2017 05:10	5.9	54.46	57.6	6.3	54.62	57.3	5.7	54.58	55.4	5.7	54.21	55.5
02/10/2017 05:20	5.9	54.49	57.6	6.3	54.63	57.3	5.7	54.60	55.3	5.7	54.22	55.4
02/10/2017 05:30	5.9	54.50	57.6	6.3	54.63	57.3	5.7	54.61	55.4	5.7	54.22	55.3
02/10/2017 05:40	5.9	54.52	57.6	6.3	54.63	57.4	5.7	54.63	55.4	5.7	54.23	55.4
02/10/2017 05:50	5.9	54.52	57.6	6.3	54.66	57.3	5.7	54.63	55.3	5.7	54.23	55.3
02/10/2017 06:00	5.9	54.52	57.6	6.3	54.70	57.4	5.7	54.63	55.4	5.7	54.23	55.3
02/10/2017 06:10	5.9	54.55	57.6	6.3	54.73	57.3	5.7	54.64	55.4	5.7	54.31	55.4
02/10/2017 06:20	5.9	54.62	57.7	6.3	54.73	57.4	5.7	54.70	55.4	5.7	54.33	55.3
02/10/2017 06:30	5.9	54.62	57.7	6.3	54.75	57.4	5.7	54.73	55.5	5.7	54.34	55.4
02/10/2017 06:40	5.9	54.68	57.7	6.3	54.81	57.5	5.7	54.80	55.5	5.7	54.40	55.5
02/10/2017 06:50	5.9	54.73	57.7	6.3	54.83	57.5	5.7	54.83	55.5	5.7	54.44	55.5
02/10/2017 07:00	5.9	54.80	57.8	6.3	54.88	57.5	5.7	54.88	55.6	5.7	54.51	55.5
02/10/2017 07:10	5.9	54.83	57.8	6.3	54.99	57.6	5.7	54.95	55.6	5.7	54.61	55.7
02/10/2017 07:20	5.9	54.90	57.8	6.3	55.02	57.6	5.7	55.02	55.7	5.7	54.63	55.7
02/10/2017 07:30	5.9	55.00	57.9	6.3	55.11	57.6	5.7	55.10	55.7	5.7	54.73	55.7
02/10/2017 07:40	5.9	55.10	58.0	6.3	55.22	57.7	5.7	55.18	55.8	5.7	54.86	55.9
02/10/2017 07:50	5.9	55.23	58.1	6.3	55.36	57.8	5.7	55.30	55.9	5.7	54.99	55.9
02/10/2017 08:00	5.9	55.41	58.1	6.2	55.54	57.9	5.7	55.49	56.0	5.7	55.17	56.0
02/10/2017 08:10	5.9	55.59	58.2	6.2	55.72	58.0	5.7	55.67	56.2	5.7	55.36	56.1
02/10/2017 08:20	5.9	55.84	58.4	6.2	55.91	58.1	5.7	55.87	56.4	5.7	55.58	56.4
02/10/2017 08:30	5.9	56.12	58.5	6.2	56.15	58.3	5.7	56.14	56.5	5.7	55.88	56.5
02/10/2017 08:40	5.9	56.38	58.7	6.2	56.42	58.5	5.7	56.42	56.7	5.7	56.16	56.8
02/10/2017 08:50	5.9	56.65	58.9	6.2	56.70	58.6	5.7	56.69	57.0	5.7	56.43	57.0
02/10/2017 09:00	5.9	56.91	59.1	6.2	56.95	58.9	5.7	56.94	57.3	5.7	56.72	57.3
02/10/2017 09:10	5.9	57.23	59.3	6.2	57.25	59.1	5.7	57.27	57.5	5.7	57.03	57.6
02/10/2017 09:20	5.9	57.62	59.6	6.2	57.62	59.4	5.7	57.65	57.8	5.7	57.42	57.8
02/10/2017 09:30	5.9	58.03	59.9	6.2	57.99	59.7	5.7	58.05	58.2	5.7	57.84	58.2
02/10/2017 09:40	5.9	58.44	60.1	6.2	58.40	60.0	5.7	58.44	58.5	5.7	58.25	58.5
02/10/2017 09:50	5.9	58.79	60.4	6.2	58.77	60.2	5.7	58.80	58.9	5.7	58.61	59.0
02/10/2017 10:00	5.9	59.27	60.7	6.2	59.20	60.6	5.7	59.24	59.2	5.7	59.07	59.3
02/10/2017 10:10	5.9	59.74	61.1	6.2	59.65	60.9	5.7	59.70	59.7	5.7	59.57	59.7
02/10/2017 10:20	5.9	60.35	61.5	6.2	60.24	61.3	5.7	60.29	60.1	5.7	60.18	60.4
02/10/2017 10:30	5.9	60.95	61.9	6.2	60.80	61.8	5.6	60.85	60.6	5.7	60.75	60.8
02/10/2017 10:40	5.8	61.56	62.3	6.2	61.41	62.2	5.6	61.46	61.1	5.6	61.38	61.3
02/10/2017 10:50	5.8	62.17	62.8	6.2	61.97	62.7	5.6	62.03	61.7	5.6	61.94	61.8
02/10/2017 11:00	5.8	62.74	63.3	6.2	62.54	63.2	5.6	62.59	62.2	5.6	62.51	62.4
02/10/2017 11:10	5.8	63.31	63.8	6.2	63.11	63.7	5.6	63.15	62.8	5.6	63.09	62.8
02/10/2017 11:20	5.8	63.91	64.3	6.1	63.64	64.2	5.6	63.71	63.3	5.6	63.68	63.4
02/10/2017 11:30	5.8	64.48	64.8	6.1	64.24	64.7	5.6	64.29	63.8	5.6	64.28	64.0
02/10/2017 11:40	5.8	65.11	65.2	6.1	64.84	65.2	5.6	64.91	64.4	5.6	64.92	64.6
02/10/2017 11:50	5.8	65.69	65.7	6.1	65.45	65.7	5.6	65.49	65.0	5.6	65.50	65.2
02/10/2017 12:00	5.8	66.22	66.2	6.1	65.96	66.2	5.6	65.98	65.5	5.6	66.03	65.7
02/10/2017 12:10	5.8	66.70	66.6	6.1	66.45	66.7	5.6	66.48	66.0	5.6	66.52	66.2
02/10/2017 12:20	5.8	67.24	67.1	6.1	66.97	67.1	5.6	67.00	66.5	5.6	67.04	66.7
02/10/2017 12:30	5.8	67.76	67.5	6.1	67.49	67.5	5.6	67.54	66.9	5.6	67.58	67.1
02/10/2017 12:40	5.8	68.28	68.1	6.1	68.00	68.0	5.6	68.03	67.4	5.6	68.08	67.6
02/10/2017 12:50	5.8	68.73	68.6	6.1	68.44	68.4	5.6	68.51	67.9	5.6	68.55	68.0
02/10/2017 13:00	5.8	69.25	69.0	6.1	68.94	68.8	5.6	69.00	68.3	5.6	69.06	68.6

Date/Time	HW13i F	HW13i T	HW13o	HW14i F	HW14i T	HW14o	HW15i F	HW15i T	HW15o	HW16i F	HW16i T	HW16o
02/10/2017 13:10	5.8	69.72	69.4	6.1	69.40	69.3	5.6	69.44	68.8	5.6	69.52	69.0
02/10/2017 13:20	5.8	70.11	69.7	6.1	69.77	69.7	5.6	69.83	69.3	5.6	69.91	69.4
02/10/2017 13:30	5.8	70.52	70.1	6.1	70.19	70.0	5.6	70.26	69.7	5.6	70.31	69.8
02/10/2017 13:40	5.8	70.88	70.5	6.1	70.55	70.4	5.6	70.61	70.1	5.6	70.66	70.2
02/10/2017 13:50	5.8	71.20	70.9	6.1	70.88	70.8	5.6	70.94	70.3	5.6	71.00	70.6
02/10/2017 14:00	5.8	71.59	71.2	6.1	71.26	71.1	5.6	71.32	70.7	5.6	71.35	70.9
02/10/2017 14:10	5.8	71.87	71.5	6.1	71.53	71.5	5.6	71.58	71.1	5.6	71.62	71.2
02/10/2017 14:20	5.8	72.21	71.8	6.1	71.85	71.7	5.6	71.91	71.3	5.6	71.96	71.5
02/10/2017 14:30	5.8	72.53	72.1	6.1	72.20	72.0	5.6	72.23	71.6	5.6	72.30	71.8
02/10/2017 14:40	5.8	72.82	72.4	6.1	72.47	72.3	5.6	72.53	71.9	5.6	72.57	72.1
02/10/2017 14:50	5.8	73.13	72.7	6.1	72.78	72.6	5.6	72.82	72.2	5.6	72.89	72.4
02/10/2017 15:00	5.8	73.42	73.0	6.1	73.08	72.9	5.6	73.11	72.5	5.6	73.18	72.7
02/10/2017 15:10	2.9	73.67	73.0	3.5	73.32	73.3	3.7	73.34	72.8	3.7	73.35	73.0
02/10/2017 15:20	5.8	73.64	72.8	6.3	73.33	73.6	5.6	73.38	72.9	5.7	73.41	73.2
02/10/2017 15:30	6.0	74.01	73.7	6.4	73.70	73.6	5.7	73.74	73.1	5.7	73.76	73.3
02/10/2017 15:40	6.1	74.23	73.9	6.5	73.92	73.8	5.7	73.97	73.4	5.8	73.98	73.5
02/10/2017 15:50	6.0	74.40	74.1	6.5	74.11	74.0	5.7	74.12	73.6	5.8	74.14	73.8
02/10/2017 16:00	6.0	74.60	74.3	6.5	74.28	74.1	5.7	74.34	73.8	5.8	74.34	73.9
02/10/2017 16:10	6.0	74.73	74.5	6.5	74.44	74.4	5.7	74.45	73.9	5.8	74.45	74.2
02/10/2017 16:20	6.0	74.86	74.6	6.5	74.55	74.5	5.7	74.59	74.1	5.8	74.60	74.3
02/10/2017 16:30	6.0	74.96	74.8	6.5	74.67	74.6	5.7	74.71	74.2	5.8	74.72	74.4
02/10/2017 16:40	6.0	75.10	74.9	6.5	74.81	74.8	5.7	74.83	74.4	5.8	74.83	74.5
02/10/2017 16:50	6.0	75.17	75.0	6.5	74.89	74.8	5.7	74.91	74.4	5.8	74.92	74.6
02/10/2017 17:00	4.5	75.25	75.1	4.9	74.92	75.0	4.3	74.97	74.6	4.4	74.98	74.7
02/10/2017 17:10	0.0	74.79	74.6	0.0	74.42	75.0	0.0	74.55	74.5	0.0	74.45	74.7
02/10/2017 17:20	0.0	73.93	72.7	0.0	73.97	74.4	0.0	74.24	74.0	0.0	74.05	74.4
02/10/2017 17:30	0.0	74.40	70.6	0.0	73.42	73.8	0.0	73.92	73.5	0.0	73.87	74.5
02/10/2017 17:40	0.0	75.30	68.8	0.0	72.89	73.6	0.0	73.43	73.5	0.0	73.69	74.9
02/10/2017 17:50	0.0	73.96	67.8	0.0	73.22	71.6	0.0	73.11	73.5	0.0	73.50	75.0
02/10/2017 18:00	0.0	72.87	66.7	0.0	75.37	68.7	0.0	72.79	73.4	0.0	73.20	74.9
02/10/2017 18:10	0.0	71.97	65.9	0.0	73.69	66.8	0.0	72.85	73.4	0.0	72.86	75.0
02/10/2017 18:20	0.0	71.28	65.3	0.0	72.63	65.8	0.0	72.59	73.5	0.0	72.48	75.3
02/10/2017 18:30	0.0	70.26	64.7	0.0	71.50	64.8	0.0	73.56	71.7	0.0	71.80	75.2
02/10/2017 18:40	0.0	69.84	64.1	0.0	70.36	63.9	0.0	73.00	68.6	0.0	71.28	75.2
02/10/2017 18:50	0.0	69.16	63.7	0.0	69.48	63.6	0.0	71.77	66.2	0.0	70.83	75.2
02/10/2017 19:00	0.0	68.64	63.6	0.0	68.70	63.5	0.0	70.74	65.1	0.0	70.38	74.8
02/10/2017 19:10	0.0	68.06	63.5	0.0	67.94	63.2	0.0	70.18	64.3	0.0	69.93	74.6
02/10/2017 19:20	0.0	67.68	63.4	0.0	67.52	63.1	0.0	68.90	63.8	0.0	69.57	74.6
02/10/2017 19:30	0.0	67.49	63.4	0.0	67.19	63.1	0.0	68.16	63.7	0.0	69.28	74.4
02/10/2017 19:40	0.0	67.27	63.3	0.0	66.86	63.0	0.0	67.44	63.4	0.0	68.97	74.3
02/10/2017 19:50	0.0	67.04	63.1	0.0	66.60	62.8	0.0	66.83	63.1	0.0	68.66	74.1
02/10/2017 20:00	0.0	66.80	62.8	0.0	66.12	62.6	0.0	66.73	63.0	0.0	68.27	73.8
02/10/2017 20:10	0.0	66.60	62.6	0.0	65.86	62.4	0.0	66.53	62.6	0.0	67.82	73.5
02/10/2017 20:20	0.0	66.33	62.3	0.0	65.48	62.0	0.0	66.17	62.2	0.0	67.37	73.3
02/10/2017 20:30	0.0	66.08	62.0	0.0	65.20	61.7	0.0	65.80	61.9	0.0	66.94	73.1
02/10/2017 20:40	0.0	65.88	61.7	0.0	64.88	61.5	0.0	65.45	61.7	0.0	66.56	73.0
02/10/2017 20:50	0.0	65.66	61.4	0.0	64.58	61.2	0.0	65.12	61.5	0.0	66.33	72.8
02/10/2017 21:00	0.0	65.55	61.3	0.0	64.36	61.1	0.0	64.83	61.3	0.0	66.19	72.6
02/10/2017 21:10	0.0	65.39	61.1	0.0	64.15	60.9	0.0	64.56	61.1	0.0	65.86	72.6
02/10/2017 21:20	0.0	65.22	60.9	0.0	63.86	60.6	0.0	64.20	60.9	0.0	65.49	72.6
02/10/2017 21:30	0.0	65.05	60.7	0.0	63.60	60.4	0.0	63.89	60.8	0.0	65.13	72.5
02/10/2017 21:40	0.0	64.91	60.6	0.0	63.39	60.3	0.0	63.55	60.7	0.0	64.82	72.4
02/10/2017 21:50	0.0	64.79	60.6	0.0	63.21	60.3	0.0	63.33	60.7	0.0	64.49	72.2
02/10/2017 22:00	0.0	64.67	60.4	0.0	63.03	60.1	0.0	63.16	60.6	0.0	64.11	72.0
02/10/2017 22:10	0.0	64.53	60.3	0.0	62.81	60.0	0.0	62.95	60.4	0.0	63.89	71.8

Date/Time	HW13i F	HW13i T	HW13o	HW14i F	HW14i T	HW14o	HW15i F	HW15i T	HW15o	HW16i F	HW16i T	HW16o
02/10/2017 22:20	0.0	64.40	60.1	0.0	62.62	59.8	0.0	62.70	60.1	0.0	63.61	71.7
02/10/2017 22:30	0.0	64.20	59.9	0.0	62.39	59.5	0.0	62.51	59.8	0.0	63.37	71.5
02/10/2017 22:40	0.0	63.98	59.7	0.0	62.18	59.3	0.0	62.29	59.6	0.0	63.13	71.3
02/10/2017 22:50	0.0	63.78	59.5	0.0	61.98	59.1	0.0	62.07	59.4	0.0	62.90	71.2
02/10/2017 23:00	0.0	63.59	59.3	0.0	61.75	58.9	0.0	61.81	59.2	0.0	62.98	71.2
02/10/2017 23:10	0.0	63.40	58.9	0.0	61.51	58.6	0.0	61.60	58.8	0.0	62.91	71.2
02/10/2017 23:20	0.0	63.15	58.6	0.0	61.27	58.1	0.0	61.36	58.4	0.0	62.57	71.5
02/10/2017 23:30	0.0	62.83	58.1	0.0	60.98	57.6	0.0	60.99	57.9	0.0	62.05	71.4
02/10/2017 23:40	0.0	62.63	57.7	0.0	60.68	57.3	0.0	60.69	57.4	0.0	61.52	71.4
02/10/2017 23:50	0.0	62.43	57.4	0.0	60.41	56.9	0.0	60.41	57.1	0.0	61.09	71.1
02/11/2017 00:00	0.0	62.17	57.1	0.0	60.17	56.5	0.0	60.13	56.8	0.0	60.91	70.9
02/11/2017 00:10	0.0	61.91	56.8	0.0	59.88	56.2	0.0	59.85	56.5	0.0	60.69	70.7
02/11/2017 00:20	0.0	61.65	56.3	0.0	59.51	55.6	0.0	59.51	55.9	0.0	60.56	70.6
02/11/2017 00:30	0.0	61.48	56.0	0.0	59.29	55.2	0.0	59.27	55.7	0.0	60.50	70.4
02/11/2017 00:40	0.0	61.29	55.8	0.0	59.07	54.9	0.0	59.03	55.5	0.0	60.41	70.4
02/11/2017 00:50	0.0	61.09	55.5	0.0	58.80	54.5	0.0	58.79	55.2	0.0	60.20	70.4
02/11/2017 01:00	0.0	60.84	55.3	0.0	58.59	54.3	0.0	58.55	54.9	0.0	59.90	70.5
02/11/2017 01:10	0.0	60.59	55.2	0.0	58.37	54.3	0.0	58.32	54.9	0.0	59.76	70.5
02/11/2017 01:20	0.0	60.50	55.4	0.0	58.27	54.7	0.0	58.18	55.3	0.0	59.60	70.3
02/11/2017 01:30	0.0	60.55	55.8	0.0	58.20	55.3	0.0	58.19	55.9	0.0	59.32	70.2
02/11/2017 01:40	0.0	60.60	56.1	0.0	58.20	55.7	0.0	58.20	56.2	0.0	58.98	70.0
02/11/2017 01:50	0.0	60.60	56.2	0.0	58.13	55.9	0.0	58.13	56.3	0.0	58.74	69.9
02/11/2017 02:00	0.0	60.60	56.2	0.0	58.10	56.0	0.0	58.10	56.3	0.0	58.62	69.8
02/11/2017 02:10	0.0	60.60	56.2	0.0	58.07	56.0	0.0	58.09	56.3	0.0	58.55	69.6
02/11/2017 02:20	0.0	60.52	56.2	0.0	58.00	56.0	0.0	58.01	56.2	0.0	58.60	69.6
02/11/2017 02:30	0.0	60.46	56.1	0.0	57.97	55.9	0.0	57.99	56.1	0.0	58.54	69.5
02/11/2017 02:40	0.0	60.40	56.1	0.0	57.90	55.9	0.0	57.92	56.2	0.0	58.46	69.6
02/11/2017 02:50	0.0	60.38	56.1	0.0	57.90	55.9	0.0	57.91	56.2	0.0	58.34	69.6
02/11/2017 03:00	0.0	60.30	56.1	0.0	57.90	55.9	0.0	57.90	56.2	0.0	58.21	69.6
02/11/2017 03:10	0.0	60.19	56.2	0.0	57.81	55.9	0.0	57.83	56.2	0.0	58.06	69.6
02/11/2017 03:20	0.0	60.10	56.1	0.0	57.80	56.0	0.0	57.80	56.3	0.0	57.71	69.5
02/11/2017 03:30	0.0	60.10	56.2	0.0	57.80	56.1	0.0	57.83	56.4	0.0	57.44	69.3
02/11/2017 03:40	0.0	60.10	56.2	0.0	57.80	56.1	0.0	57.88	56.4	0.0	57.31	69.2
02/11/2017 03:50	0.0	60.00	56.2	0.0	57.75	56.1	0.0	57.82	56.3	0.0	57.07	69.1
02/11/2017 04:00	0.0	59.90	56.1	0.0	57.70	55.9	0.0	57.78	56.1	0.0	56.83	68.9
02/11/2017 04:10	0.0	59.78	55.8	0.0	57.63	55.7	0.0	57.70	55.9	0.0	56.63	68.7
02/11/2017 04:20	0.0	59.66	55.6	0.0	57.53	55.4	0.0	57.60	55.6	0.0	56.40	68.7
02/11/2017 04:30	0.0	59.49	55.3	0.0	57.38	54.9	0.0	57.45	55.3	0.0	56.03	68.6
02/11/2017 04:40	0.0	59.22	54.9	0.0	57.22	54.4	0.0	57.26	54.8	0.0	56.16	68.5
02/11/2017 04:50	0.0	58.91	54.7	0.0	57.04	54.0	0.0	57.08	54.4	0.0	56.38	68.6
02/11/2017 05:00	0.0	58.65	54.4	0.0	56.88	53.7	0.0	56.87	54.1	0.0	56.34	68.7
02/11/2017 05:10	0.0	58.37	53.9	0.0	56.64	53.2	0.0	56.61	53.6	0.0	56.11	68.9
02/11/2017 05:20	0.0	58.02	53.3	0.0	56.34	52.6	0.0	56.34	53.1	0.0	55.88	69.1
02/11/2017 05:30	0.0	57.61	52.8	0.0	56.00	52.1	0.0	56.01	52.6	0.0	55.74	69.2
02/11/2017 05:40	0.0	57.28	52.5	0.0	55.76	51.9	0.0	55.77	52.4	0.0	55.59	69.2
02/11/2017 05:50	0.0	57.04	52.4	0.0	55.58	51.9	0.0	55.57	52.2	0.0	55.45	69.3
02/11/2017 06:00	0.0	56.88	52.3	0.0	55.37	51.8	0.0	55.38	52.1	0.0	55.25	69.3
02/11/2017 06:10	0.0	56.79	52.1	0.0	55.19	51.7	0.0	55.22	52.1	0.0	55.09	69.2
02/11/2017 06:20	0.0	56.64	52.1	0.0	55.03	51.8	0.0	55.09	52.1	0.0	54.79	69.1
02/11/2017 06:30	0.0	56.54	52.1	0.0	54.94	51.9	0.0	54.95	52.1	0.0	54.38	68.8
02/11/2017 06:40	0.0	56.45	52.0	0.0	54.80	51.9	0.0	54.84	52.2	0.0	54.05	68.5
02/11/2017 06:50	0.0	56.40	52.0	0.0	54.70	52.0	0.0	54.74	52.2	0.0	53.75	68.1
02/11/2017 07:00	0.0	56.40	52.0	0.0	54.65	52.0	0.0	54.67	52.2	0.0	53.57	67.9
02/11/2017 07:10	0.0	56.41	52.0	0.0	54.58	52.0	0.0	54.60	52.1	0.0	53.51	67.5
02/11/2017 07:20	0.0	56.52	52.0	0.0	54.50	51.9	0.0	54.60	52.1	0.0	53.45	67.3

Date/Time	HW13i F	HW13i T	HW13o	HW14i F	HW14i T	HW14o	HW15i F	HW15i T	HW15o	HW16i F	HW16i T	HW16o
02/11/2017 07:30	0.0	56.70	52.0	0.0	54.53	52.0	0.0	54.61	52.2	0.0	53.28	67.7
02/11/2017 07:40	0.0	56.98	52.3	0.0	54.65	52.1	0.0	54.76	52.3	0.0	53.58	67.9
02/11/2017 07:50	0.0	57.30	52.5	0.0	54.76	52.4	0.0	54.89	52.6	0.0	53.78	67.8
02/11/2017 08:00	0.0	57.59	52.8	0.0	54.94	52.7	0.0	55.03	53.0	0.0	54.11	67.7
02/11/2017 08:10	0.0	58.13	53.3	0.0	55.17	53.4	0.0	55.15	53.6	0.0	54.87	68.4
02/11/2017 08:20	0.0	59.46	54.2	0.0	55.66	54.6	0.0	55.63	54.6	0.0	56.33	68.7
02/11/2017 08:30	0.0	60.94	55.3	0.0	56.73	55.8	0.0	56.71	55.7	0.0	57.74	68.6
02/11/2017 08:40	0.0	61.90	56.4	0.0	57.97	56.9	0.0	57.76	56.8	0.0	58.70	68.6
02/11/2017 08:50	0.0	62.36	57.2	0.0	58.78	57.7	0.0	58.48	57.6	0.0	59.41	68.6
02/11/2017 09:00	0.0	62.59	57.8	0.0	59.31	58.3	0.0	59.03	58.1	0.0	59.89	68.6
02/11/2017 09:10	0.1	61.18	58.4	0.1	58.76	59.0	0.9	56.54	62.6	1.7	56.56	70.3
02/11/2017 09:20	0.0	60.55	58.8	0.1	58.98	64.2	1.3	55.55	74.0	2.5	56.50	76.3
02/11/2017 09:30	0.0	61.70	59.0	0.0	60.74	65.6	0.0	56.81	74.9	1.1	58.13	68.3
02/11/2017 09:40	0.0	62.90	59.5	0.0	62.29	64.1	0.0	58.98	71.4	0.0	58.63	66.0
02/11/2017 09:50	0.0	63.92	60.0	0.0	63.69	63.0	0.0	60.04	69.4	0.0	59.42	66.4
02/11/2017 10:00	0.0	64.86	60.7	0.0	65.00	62.6	0.0	61.41	67.5	0.0	60.93	66.8
02/11/2017 10:10	0.0	66.07	61.6	0.0	66.66	63.0	0.0	62.96	66.9	0.0	62.33	67.0
02/11/2017 10:20	0.0	67.42	62.8	0.0	68.50	64.0	0.0	64.78	67.2	0.0	64.32	67.4
02/11/2017 10:30	0.0	68.94	64.2	0.0	70.48	65.3	0.0	66.54	68.1	0.0	66.38	67.8
02/11/2017 10:40	0.0	70.31	65.5	0.0	72.29	66.5	0.0	68.08	68.9	0.0	68.64	68.3
02/11/2017 10:50	0.0	71.72	66.8	0.0	73.87	67.8	0.0	69.52	69.7	0.0	70.46	68.8
02/11/2017 11:00	0.0	72.96	67.9	0.0	75.41	68.9	0.0	70.77	70.4	0.0	71.61	69.2
02/11/2017 11:10	0.0	73.53	68.2	0.0	76.17	69.4	0.0	71.38	70.1	0.0	71.98	69.5
02/11/2017 11:20	0.0	73.89	68.5	0.0	76.59	69.8	0.0	71.83	70.0	0.0	72.48	69.9
02/11/2017 11:30	0.0	74.20	68.7	0.0	76.88	69.9	0.0	72.01	69.7	0.0	72.61	70.3
02/11/2017 11:40	0.0	74.55	68.8	0.0	77.10	70.0	0.0	72.26	69.5	0.0	72.75	70.5
02/11/2017 11:50	0.0	75.02	69.1	0.0	77.55	70.4	0.0	72.76	70.3	0.0	73.15	71.0
02/11/2017 12:00	0.0	75.93	70.0	0.0	78.58	71.3	0.0	73.69	71.7	0.0	74.31	72.2
02/11/2017 12:10	0.0	77.16	71.0	0.0	80.03	72.2	0.0	74.59	72.7	0.0	75.33	73.3
02/11/2017 12:20	0.0	78.28	72.0	0.0	81.14	73.3	0.0	75.50	74.0	0.0	76.51	74.1
02/11/2017 12:30	0.0	79.58	73.1	0.0	82.27	74.6	0.0	76.59	75.5	0.0	77.94	75.2
02/11/2017 12:40	0.0	80.69	74.2	0.0	83.47	75.8	0.0	77.78	76.7	0.0	79.23	76.0
02/11/2017 12:50	0.0	82.02	75.7	0.0	85.33	77.3	0.0	79.28	78.3	0.0	81.34	77.3
02/11/2017 13:00	0.0	83.72	77.3	0.0	87.41	79.0	0.0	80.93	79.7	0.0	82.69	78.8
02/11/2017 13:10	0.0	84.74	77.7	0.0	88.03	79.7	0.0	81.53	79.5	0.0	82.80	78.8
02/11/2017 13:20	0.0	85.66	78.8	0.0	88.39	81.1	0.0	82.36	81.2	0.0	83.71	79.6
02/11/2017 13:30	0.0	82.19	78.1	0.0	87.78	80.4	0.0	82.10	79.3	0.0	82.89	78.8
02/11/2017 13:40	0.0	82.24	76.5	0.0	86.00	78.6	0.0	81.44	76.2	0.0	82.16	77.6
02/11/2017 13:50	0.0	82.09	75.8	0.0	84.53	77.2	0.0	80.82	76.0	0.0	81.55	76.4
02/11/2017 14:00	0.0	81.67	75.7	0.0	83.14	76.6	0.1	80.16	75.6	1.0	78.95	76.0
02/11/2017 14:10	4.0	73.02	77.2	4.8	71.19	79.6	4.8	68.47	78.5	5.8	68.50	73.3
02/11/2017 14:20	5.5	69.28	81.4	5.2	68.96	80.3	4.0	68.99	72.4	5.0	69.08	70.4
02/11/2017 14:30	6.5	70.69	78.3	5.8	70.39	75.5	4.6	70.42	70.7	5.6	70.51	70.3
02/11/2017 14:40	6.0	72.36	75.2	5.8	72.03	74.1	4.9	72.06	71.4	6.0	72.14	71.4
02/11/2017 14:50	6.0	73.34	75.1	5.8	73.01	74.2	4.9	73.03	72.5	5.9	73.11	72.6
02/11/2017 15:00	6.0	74.08	75.4	5.8	73.74	74.8	4.9	73.77	73.3	5.9	73.84	73.4
02/11/2017 15:10	6.0	74.66	75.8	5.8	74.31	75.2	4.8	74.34	73.9	5.9	74.41	74.0
02/11/2017 15:20	6.0	75.13	76.1	5.8	74.80	75.6	4.8	74.83	74.4	5.9	74.91	74.5
02/11/2017 15:30	6.0	75.54	76.4	5.7	75.23	76.0	4.8	75.24	74.9	5.9	75.31	75.0
02/11/2017 15:40	6.0	75.92	76.7	5.7	75.62	76.3	4.8	75.61	75.2	5.9	75.69	75.4
02/11/2017 15:50	6.0	76.20	77.0	5.7	75.90	76.6	4.8	75.89	75.6	5.9	75.94	75.7
02/11/2017 16:00	6.0	76.43	77.2	5.7	76.15	76.9	4.8	76.14	75.8	5.9	76.20	76.0
02/11/2017 16:10	6.0	76.65	77.4	5.7	76.36	77.1	4.8	76.34	76.0	5.8	76.41	76.2
02/11/2017 16:20	6.0	76.86	77.6	5.7	76.57	77.2	4.8	76.56	76.2	5.8	76.63	76.4
02/11/2017 16:30	5.9	77.11	77.8	5.7	76.79	77.5	4.8	76.79	76.5	5.8	76.89	76.6

Date/Time	HW13i F	HW13i T	HW13o	HW14i F	HW14i T	HW14o	HW15i F	HW15i T	HW15o	HW16i F	HW16i T	HW16o
02/11/2017 16:40	6.0	77.38	77.9	5.7	77.03	77.6	4.8	77.04	76.7	5.8	77.14	76.9
02/11/2017 16:50	6.0	77.50	78.1	5.7	77.20	77.8	4.8	77.22	76.9	5.8	77.26	77.0
02/11/2017 17:00	6.0	77.65	78.3	5.7	77.33	78.0	4.8	77.36	77.0	5.8	77.39	77.2
02/11/2017 17:10	6.0	77.73	78.3	5.7	77.46	78.1	4.8	77.48	77.2	5.8	77.50	77.3
02/11/2017 17:20	6.0	77.82	78.5	5.7	77.53	78.2	4.8	77.58	77.3	5.8	77.61	77.4
02/11/2017 17:30	5.9	77.83	78.5	5.7	77.54	78.3	4.8	77.60	77.3	5.8	77.63	77.5
02/11/2017 17:40	6.0	77.84	78.6	5.7	77.63	78.3	4.8	77.60	77.4	5.8	77.63	77.5
02/11/2017 17:50	5.9	77.87	78.7	5.7	77.62	78.4	4.7	77.60	77.5	5.8	77.63	77.6
02/11/2017 18:00	6.0	77.91	78.7	5.7	77.63	78.4	4.7	77.60	77.4	5.8	77.63	77.6
02/11/2017 18:10	5.9	77.82	78.7	5.7	77.58	78.4	4.7	77.58	77.4	5.8	77.61	77.6
02/11/2017 18:20	5.9	77.75	78.7	5.7	77.48	78.4	4.7	77.51	77.4	5.8	77.53	77.5
02/11/2017 18:30	5.9	77.72	78.6	5.6	77.44	78.4	4.7	77.48	77.4	5.8	77.49	77.5
02/11/2017 18:40	5.9	77.61	78.6	5.6	77.33	78.4	4.7	77.37	77.4	5.8	77.34	77.4
02/11/2017 18:50	5.9	77.56	78.5	5.6	77.30	78.3	4.7	77.32	77.3	5.8	77.28	77.4
02/11/2017 19:00	6.0	77.50	78.5	5.7	77.20	78.3	4.7	77.20	77.2	4.1	77.23	77.4
02/11/2017 19:10	6.2	77.28	78.5	5.9	77.02	78.2	4.9	77.00	77.2	0.0	76.97	77.0
02/11/2017 19:20	6.3	76.99	78.3	5.9	76.76	78.1	5.0	76.73	77.0	0.0	76.13	75.6
02/11/2017 19:30	6.1	76.77	78.1	5.9	76.56	77.9	5.7	76.53	76.8	0.0	75.12	74.6
02/11/2017 19:40	6.0	76.56	78.0	6.0	76.33	77.8	6.1	76.32	76.5	0.0	74.00	74.1
02/11/2017 19:50	6.0	76.22	77.8	6.0	76.00	77.6	6.2	76.00	76.3	0.0	72.95	73.7
02/11/2017 20:00	6.0	75.95	77.6	6.0	75.72	77.3	6.2	75.72	76.0	0.0	71.93	73.3
02/11/2017 20:10	6.0	75.72	77.4	6.0	75.51	77.0	6.2	75.50	75.7	0.0	71.02	73.1
02/11/2017 20:20	6.0	75.54	77.2	6.0	75.31	76.9	6.1	75.31	75.5	0.0	70.12	72.8
02/11/2017 20:30	6.0	75.29	77.0	6.0	75.01	76.7	6.1	75.05	75.3	0.0	69.28	72.7
02/11/2017 20:40	6.0	74.98	76.8	6.0	74.74	76.5	6.1	74.76	75.1	0.0	68.49	72.5
02/11/2017 20:50	6.0	74.78	76.6	6.0	74.51	76.3	6.1	74.53	74.8	0.0	67.75	72.3
02/11/2017 21:00	6.0	74.52	76.4	5.9	74.26	76.1	6.1	74.28	74.7	0.0	67.03	72.1
02/11/2017 21:10	6.0	74.26	76.2	5.9	74.03	75.9	6.1	74.04	74.4	0.0	66.32	71.9
02/11/2017 21:20	6.0	73.99	76.0	5.9	73.73	75.6	6.1	73.78	74.2	0.0	65.66	71.7
02/11/2017 21:30	6.0	73.82	75.8	6.0	73.54	75.5	6.1	73.60	73.9	0.0	65.04	71.7
02/11/2017 21:40	6.0	73.67	75.6	5.9	73.45	75.3	6.1	73.46	73.8	0.0	64.57	71.7
02/11/2017 21:50	6.0	73.47	75.4	5.9	73.21	75.1	6.1	73.24	73.6	0.0	64.15	71.6
02/11/2017 22:00	6.0	73.19	75.3	5.9	72.97	75.0	6.1	72.99	73.4	0.0	63.70	71.4
02/11/2017 22:10	6.0	73.02	75.0	5.9	72.78	74.8	6.1	72.81	73.2	0.0	63.21	71.3
02/11/2017 22:20	6.0	72.83	74.8	5.9	72.60	74.5	6.1	72.63	73.0	0.0	62.77	71.2
02/11/2017 22:30	6.0	72.63	74.7	5.9	72.39	74.4	6.1	72.42	72.9	0.0	62.34	71.1
02/11/2017 22:40	6.0	72.40	74.5	6.0	72.18	74.3	6.1	72.19	72.7	0.0	61.95	71.0
02/11/2017 22:50	6.0	72.13	74.3	6.0	71.91	74.0	6.1	71.93	72.4	0.0	61.55	70.9
02/11/2017 23:00	6.0	71.93	74.1	5.9	71.72	73.9	6.1	71.74	72.2	0.0	61.12	70.6
02/11/2017 23:10	6.0	71.73	73.9	5.9	71.51	73.7	6.1	71.54	72.1	0.0	60.67	70.5
02/11/2017 23:20	6.0	71.56	73.8	6.0	71.36	73.5	6.1	71.39	71.8	0.0	60.31	70.3
02/11/2017 23:30	6.0	71.36	73.6	6.0	71.17	73.3	6.1	71.20	71.7	0.0	60.00	70.1
02/11/2017 23:40	6.0	71.16	73.4	6.0	70.97	73.2	6.0	71.00	71.5	0.0	59.71	70.1
02/11/2017 23:50	6.0	70.88	73.2	6.0	70.67	72.9	6.0	70.72	71.3	0.0	59.47	70.1
02/12/2017 00:00	6.0	70.69	73.0	6.0	70.48	72.7	6.0	70.50	71.1	0.0	59.11	70.2
02/12/2017 00:10	6.0	70.50	72.9	6.0	70.34	72.6	6.0	70.39	70.8	0.0	58.76	70.1
02/12/2017 00:20	6.0	70.42	72.7	6.0	70.26	72.5	6.0	70.28	70.7	0.0	58.49	70.0
02/12/2017 00:30	6.0	70.24	72.6	6.0	70.06	72.3	6.0	70.10	70.6	0.0	58.25	69.8
02/12/2017 00:40	6.0	70.09	72.4	6.0	69.92	72.2	6.0	69.95	70.5	0.0	57.99	69.7
02/12/2017 00:50	6.0	69.89	72.3	5.9	69.75	72.0	6.0	69.78	70.3	0.0	57.76	69.4
02/12/2017 01:00	6.1	69.71	72.1	5.9	69.57	71.9	6.0	69.58	70.2	0.0	57.56	69.1
02/12/2017 01:10	6.0	69.49	72.0	6.0	69.34	71.7	6.0	69.38	70.0	0.0	57.37	69.1
02/12/2017 01:20	6.1	69.30	71.7	6.0	69.15	71.6	6.0	69.18	69.8	0.0	57.15	69.0
02/12/2017 01:30	6.0	69.06	71.6	6.0	68.94	71.4	6.0	68.96	69.6	0.0	56.90	68.9
02/12/2017 01:40	6.1	68.91	71.4	6.0	68.75	71.2	6.0	68.78	69.4	0.0	56.66	68.9

Date/Time	HW13i F	HW13i T	HW13o	HW14i F	HW14i T	HW14o	HW15i F	HW15i T	HW15o	HW16i F	HW16i T	HW16o
02/12/2017 01:50	6.1	68.71	71.2	6.0	68.60	71.0	6.0	68.61	69.2	0.0	56.38	68.8
02/12/2017 02:00	6.1	68.53	71.1	6.0	68.40	70.9	6.0	68.44	69.1	0.0	56.11	68.7
02/12/2017 02:10	6.0	68.34	71.0	6.0	68.24	70.7	6.0	68.26	68.9	0.0	55.86	68.7
02/12/2017 02:20	6.1	68.20	70.8	6.0	68.07	70.5	6.0	68.10	68.7	0.0	55.68	68.6
02/12/2017 02:30	6.0	67.98	70.6	6.0	67.90	70.4	6.0	67.91	68.6	0.0	55.56	68.4
02/12/2017 02:40	6.1	67.81	70.5	6.0	67.70	70.2	6.0	67.72	68.4	0.0	55.47	68.2
02/12/2017 02:50	6.1	67.62	70.3	6.0	67.53	70.0	6.0	67.53	68.2	0.0	55.34	68.0
02/12/2017 03:00	6.1	67.40	70.1	6.0	67.31	69.8	6.0	67.36	68.0	0.0	55.20	67.8
02/12/2017 03:10	6.1	67.29	70.0	6.0	67.19	69.7	6.0	67.20	67.8	0.0	55.06	67.7
02/12/2017 03:20	6.1	67.13	69.9	6.0	67.02	69.5	6.0	67.04	67.7	0.0	54.94	67.7
02/12/2017 03:30	6.1	66.96	69.7	6.0	66.86	69.4	6.0	66.86	67.5	0.0	54.85	67.6
02/12/2017 03:40	6.1	66.79	69.6	6.0	66.72	69.3	6.0	66.71	67.3	0.0	54.76	67.5
02/12/2017 03:50	6.1	66.62	69.4	6.0	66.54	69.1	6.0	66.53	67.2	0.0	54.63	67.3
02/12/2017 04:00	6.1	66.40	69.2	6.0	66.31	69.0	6.0	66.32	67.1	0.0	54.46	67.2
02/12/2017 04:10	6.1	66.19	69.1	6.0	66.10	68.8	6.0	66.09	66.9	0.0	54.31	67.0
02/12/2017 04:20	6.1	65.99	68.9	6.0	65.90	68.6	6.0	65.92	66.6	0.0	54.14	66.8
02/12/2017 04:30	6.1	65.86	68.8	6.0	65.77	68.5	6.0	65.76	66.5	0.0	53.97	66.9
02/12/2017 04:40	6.1	65.69	68.6	6.0	65.61	68.2	6.0	65.63	66.3	0.0	53.84	66.8
02/12/2017 04:50	6.1	65.56	68.4	6.0	65.48	68.1	6.0	65.47	66.2	0.0	53.69	66.8
02/12/2017 05:00	6.1	65.32	68.3	6.0	65.24	68.0	6.0	65.25	66.1	0.0	53.54	66.6
02/12/2017 05:10	6.1	65.04	68.1	6.0	64.94	67.8	6.0	64.97	65.9	0.0	53.34	66.3
02/12/2017 05:20	6.1	64.76	67.9	6.0	64.68	67.6	6.0	64.71	65.6	0.0	53.06	66.0
02/12/2017 05:30	6.1	64.50	67.7	6.0	64.44	67.4	6.0	64.44	65.3	0.0	52.70	65.8
02/12/2017 05:40	6.1	64.23	67.5	6.0	64.16	67.1	6.0	64.18	65.1	0.0	52.34	65.6
02/12/2017 05:50	6.1	64.00	67.2	6.0	63.92	66.9	6.0	63.94	64.9	0.0	51.95	65.4
02/12/2017 06:00	6.1	63.74	67.0	6.0	63.66	66.7	6.0	63.68	64.6	0.0	51.58	65.2
02/12/2017 06:10	6.1	63.46	66.8	6.0	63.38	66.5	6.0	63.40	64.4	0.0	51.14	65.2
02/12/2017 06:20	6.1	63.18	66.6	6.0	63.12	66.3	6.0	63.13	64.1	0.0	50.66	65.2
02/12/2017 06:30	6.1	62.90	66.3	6.0	62.83	66.1	6.0	62.85	63.9	0.0	50.17	65.1
02/12/2017 06:40	6.1	62.54	66.1	6.0	62.48	65.8	6.0	62.50	63.6	0.0	49.67	64.8
02/12/2017 06:50	6.1	62.20	65.8	6.0	62.16	65.5	6.0	62.19	63.2	0.0	49.11	64.3
02/12/2017 07:00	6.1	61.91	65.5	6.0	61.86	65.2	6.0	61.90	62.9	0.0	48.58	64.1
02/12/2017 07:10	6.1	61.64	65.3	6.0	61.62	65.1	6.0	61.65	62.7	0.0	48.12	64.2
02/12/2017 07:20	6.1	61.37	65.0	6.0	61.36	64.9	6.0	61.37	62.4	0.0	47.72	64.1
02/12/2017 07:30	6.1	61.15	64.8	6.0	61.12	64.6	6.0	61.14	62.1	0.0	47.36	64.1
02/12/2017 07:40	6.1	60.98	64.7	6.0	60.95	64.3	6.0	60.97	61.9	0.0	47.07	64.3
02/12/2017 07:50	6.1	60.83	64.4	6.0	60.79	64.1	6.0	60.80	61.8	0.0	46.88	64.5
02/12/2017 08:00	6.1	60.71	64.3	6.0	60.69	64.0	6.0	60.70	61.6	0.0	46.73	64.5
02/12/2017 08:10	6.1	60.59	64.1	6.0	60.57	63.8	6.0	60.59	61.5	0.0	46.70	64.4
02/12/2017 08:20	6.1	60.52	64.0	6.0	60.45	63.7	6.0	60.50	61.4	0.0	46.82	64.5
02/12/2017 08:30	6.1	60.52	63.8	6.0	60.42	63.6	6.0	60.44	61.3	0.0	47.18	64.7
02/12/2017 08:40	6.1	60.52	63.8	6.0	60.42	63.5	6.0	60.52	61.3	0.0	47.72	64.7
02/12/2017 08:50	6.1	60.52	63.8	6.0	60.44	63.5	6.0	60.50	61.3	0.0	48.01	64.8
02/12/2017 09:00	6.1	60.48	63.8	6.0	60.42	63.5	6.0	60.42	61.3	0.0	48.30	64.8
02/12/2017 09:10	6.1	60.49	63.7	6.0	60.42	63.5	6.0	60.42	61.3	0.0	48.65	64.8
02/12/2017 09:20	6.1	60.48	63.7	6.0	60.42	63.4	6.0	60.43	61.2	0.0	48.98	64.9
02/12/2017 09:30	6.1	60.49	63.7	6.0	60.42	63.4	6.0	60.44	61.3	0.0	49.28	65.0
02/12/2017 09:40	6.1	60.52	63.7	6.0	60.42	63.4	6.0	60.50	61.3	0.0	49.59	65.0
02/12/2017 09:50	6.1	60.58	63.6	6.0	60.48	63.3	6.0	60.54	61.3	0.0	49.93	65.1
02/12/2017 10:00	6.1	60.69	63.7	6.0	60.57	63.4	6.0	60.62	61.3	0.0	50.75	65.2
02/12/2017 10:10	6.1	60.85	63.7	6.0	60.69	63.5	6.0	60.74	61.4	0.0	51.88	65.5
02/12/2017 10:20	6.1	61.02	63.8	6.0	60.84	63.6	6.0	60.90	61.5	0.0	52.87	65.8
02/12/2017 10:30	6.1	61.23	63.9	6.0	61.08	63.7	6.0	61.14	61.7	0.0	53.84	65.9
02/12/2017 10:40	6.1	61.48	64.0	6.0	61.30	63.8	6.0	61.35	61.8	0.0	54.96	66.0
02/12/2017 10:50	6.1	61.81	64.2	6.0	61.58	64.0	6.0	61.63	62.1	0.0	56.52	66.3

Date/Time	HW13i F	HW13i T	HW13o	HW14i F	HW14i T	HW14o	HW15i F	HW15i T	HW15o	HW16i F	HW16i T	HW16o
02/12/2017 11:00	6.0	61.96	64.3	6.0	61.76	64.2	6.0	61.83	62.4	0.0	57.43	66.4
02/12/2017 11:10	6.1	62.13	64.5	6.0	61.92	64.3	6.0	62.00	62.4	0.0	57.85	66.4
02/12/2017 11:20	6.1	62.36	64.6	5.9	62.16	64.5	6.0	62.21	62.6	0.0	58.35	66.5
02/12/2017 11:30	6.1	62.49	64.8	6.0	62.28	64.6	6.0	62.33	62.8	0.0	58.76	66.6
02/12/2017 11:40	6.1	62.73	64.9	5.9	62.49	64.8	6.0	62.58	63.0	0.0	59.04	66.7
02/12/2017 11:50	6.0	62.98	65.0	6.0	62.75	65.0	6.0	62.80	63.1	0.0	59.75	66.9
02/12/2017 12:00	6.0	63.20	65.3	6.0	62.98	65.1	6.0	63.03	63.3	0.0	60.22	66.9
02/12/2017 12:10	6.0	63.42	65.4	6.0	63.19	65.3	6.0	63.24	63.6	0.0	60.68	67.0
02/12/2017 12:20	6.0	63.64	65.6	6.0	63.41	65.5	6.0	63.44	63.9	0.0	61.12	67.1
02/12/2017 12:30	6.0	63.82	65.8	6.0	63.56	65.6	6.0	63.62	64.1	0.0	61.62	67.2
02/12/2017 12:40	6.0	64.03	65.9	5.9	63.79	65.8	6.0	63.84	64.2	0.0	61.94	67.2
02/12/2017 12:50	6.1	64.22	66.1	6.0	63.99	65.9	6.0	64.03	64.4	0.0	62.16	67.3
02/12/2017 13:00	6.1	64.35	66.2	6.0	64.10	66.1	6.0	64.18	64.5	0.0	62.32	67.4
02/12/2017 13:10	6.1	64.44	66.4	6.0	64.20	66.3	6.0	64.27	64.6	0.0	62.47	67.4
02/12/2017 13:20	6.1	64.48	66.5	6.0	64.25	66.3	6.0	64.31	64.8	0.0	62.30	67.2
02/12/2017 13:30	6.0	64.52	66.5	6.0	64.31	66.4	6.0	64.33	64.8	0.0	62.03	67.2
02/12/2017 13:40	6.1	64.58	66.6	6.0	64.39	66.5	6.0	64.41	64.9	0.0	61.79	67.1
02/12/2017 13:50	6.1	64.70	66.6	6.0	64.45	66.5	6.0	64.50	64.9	0.0	61.75	67.3
02/12/2017 14:00	6.0	64.82	66.7	6.0	64.55	66.5	6.0	64.62	65.0	0.0	61.89	67.5
02/12/2017 14:10	6.0	64.84	66.8	6.0	64.56	66.7	6.0	64.66	65.1	0.0	62.10	67.6
02/12/2017 14:20	6.0	64.84	66.9	5.9	64.61	66.7	6.0	64.67	65.1	0.0	62.01	67.6
02/12/2017 14:30	6.0	64.91	66.9	6.0	64.67	66.8	6.0	64.72	65.2	0.0	61.87	67.6
02/12/2017 14:40	6.0	64.93	66.9	6.0	64.71	66.8	6.0	64.74	65.2	0.0	61.85	67.8
02/12/2017 14:50	6.0	64.98	67.0	6.0	64.78	66.9	6.0	64.80	65.3	0.0	62.04	67.9
02/12/2017 15:00	6.0	65.04	67.0	6.0	64.83	66.9	6.0	64.89	65.3	0.0	62.45	68.1
02/12/2017 15:10	6.0	65.16	67.1	6.0	64.89	67.0	6.0	64.96	65.4	0.0	62.69	68.1
02/12/2017 15:20	6.0	65.15	67.1	6.0	64.88	67.0	6.0	64.95	65.5	0.0	62.87	68.1
02/12/2017 15:30	6.0	65.13	67.2	5.9	64.87	67.0	6.0	64.93	65.4	0.0	62.90	68.0
02/12/2017 15:40	6.1	65.13	67.1	6.0	64.90	67.0	6.0	64.94	65.4	0.0	62.90	68.0
02/12/2017 15:50	6.1	65.06	67.2	6.0	64.84	67.0	6.0	64.91	65.4	0.0	62.72	67.8
02/12/2017 16:00	6.1	65.03	67.2	6.0	64.83	67.0	6.0	64.89	65.4	0.0	62.52	67.7
02/12/2017 16:10	6.1	64.98	67.1	5.9	64.78	67.0	6.0	64.82	65.3	0.0	62.40	67.8
02/12/2017 16:20	6.1	64.91	67.1	6.0	64.71	67.0	6.0	64.73	65.3	0.0	62.24	67.7
02/12/2017 16:30	6.1	64.75	67.0	6.0	64.58	66.9	6.0	64.61	65.3	0.0	61.71	67.5
02/12/2017 16:40	6.1	64.55	67.0	6.0	64.42	66.8	6.0	64.43	65.1	0.0	60.81	67.3
02/12/2017 16:50	6.1	64.44	66.9	6.0	64.28	66.7	6.0	64.31	65.0	0.0	60.17	67.3
02/12/2017 17:00	6.1	64.26	66.8	5.9	64.13	66.6	6.0	64.16	64.8	0.0	59.48	67.2
02/12/2017 17:10	6.1	64.10	66.6	6.0	63.98	66.5	6.0	63.99	64.7	0.0	58.69	66.9
02/12/2017 17:20	6.1	63.89	66.6	6.0	63.78	66.3	6.0	63.79	64.6	0.0	57.82	67.1
02/12/2017 17:30	6.1	63.67	66.4	6.0	63.56	66.2	6.0	63.59	64.4	0.0	56.87	67.0
02/12/2017 17:40	6.1	63.44	66.2	6.0	63.37	66.1	6.0	63.37	64.2	0.0	55.92	66.8
02/12/2017 17:50	6.1	63.22	66.1	6.0	63.16	65.9	6.0	63.16	64.0	0.0	55.02	66.7
02/12/2017 18:00	6.1	62.99	66.0	6.0	62.91	65.7	6.0	62.94	63.7	0.0	54.17	66.6
02/12/2017 18:10	6.1	62.76	65.7	6.0	62.70	65.5	6.0	62.71	63.5	0.0	53.42	66.5
02/12/2017 18:20	6.1	62.53	65.6	6.0	62.46	65.4	6.0	62.46	63.4	0.0	52.73	66.3
02/12/2017 18:30	6.1	62.31	65.4	6.0	62.24	65.2	6.0	62.26	63.1	0.0	52.10	66.2
02/12/2017 18:40	6.1	62.10	65.1	6.0	62.03	65.0	6.0	62.05	62.9	0.0	51.52	66.2
02/12/2017 18:50	6.1	61.87	65.0	6.0	61.80	64.8	6.0	61.83	62.7	0.0	50.99	66.0
02/12/2017 19:00	6.1	61.61	64.8	6.0	61.59	64.6	6.0	61.61	62.5	0.0	50.49	66.0
02/12/2017 19:10	6.1	61.41	64.7	6.0	61.38	64.4	6.0	61.39	62.3	0.0	49.99	66.1
02/12/2017 19:20	6.1	61.21	64.5	6.0	61.18	64.3	6.0	61.20	62.1	0.0	49.47	66.2
02/12/2017 19:30	6.1	60.99	64.3	6.0	60.97	64.1	6.0	60.98	61.9	0.0	48.94	66.2
02/12/2017 19:40	6.1	60.81	64.1	6.0	60.77	63.9	6.0	60.80	61.7	0.0	48.43	66.1
02/12/2017 19:50	6.1	60.62	63.9	6.0	60.59	63.7	6.0	60.62	61.5	0.0	47.91	66.1
02/12/2017 20:00	6.1	60.43	63.8	6.0	60.42	63.5	6.0	60.42	61.3	0.0	47.41	66.1

Date/Time	HW13i F	HW13i T	HW13o	HW14i F	HW14i T	HW14o	HW15i F	HW15i T	HW15o	HW16i F	HW16i T	HW16o
02/12/2017 20:10	6.1	60.24	63.6	6.0	60.24	63.4	6.0	60.24	61.1	0.0	46.94	66.0
02/12/2017 20:20	6.1	60.10	63.4	6.0	60.06	63.2	6.0	60.09	61.0	0.0	46.57	65.9
02/12/2017 20:30	6.1	59.88	63.3	6.0	59.86	63.1	6.0	59.89	60.9	0.0	46.20	65.8
02/12/2017 20:40	6.1	59.74	63.1	6.0	59.72	62.8	6.0	59.74	60.7	0.0	45.81	65.9
02/12/2017 20:50	6.1	59.55	62.9	6.0	59.54	62.7	6.0	59.55	60.6	0.0	45.45	65.8
02/12/2017 21:00	6.1	59.37	62.8	6.0	59.34	62.5	6.0	59.37	60.3	0.0	45.08	65.8
02/12/2017 21:10	6.1	59.13	62.7	6.0	59.11	62.4	6.0	59.12	60.2	0.0	44.67	65.8
02/12/2017 21:20	6.1	58.88	62.5	6.0	58.88	62.2	6.0	58.91	59.9	0.0	44.31	65.8
02/12/2017 21:30	6.1	58.68	62.3	6.0	58.68	62.0	6.0	58.69	59.7	0.0	43.96	65.7
02/12/2017 21:40	6.1	58.47	62.1	6.0	58.47	61.9	6.0	58.49	59.5	0.0	43.70	65.5
02/12/2017 21:50	6.1	58.23	61.9	6.0	58.23	61.7	6.0	58.24	59.3	0.0	43.44	65.3
02/12/2017 22:00	6.1	58.06	61.7	6.0	58.06	61.5	6.0	58.08	59.1	0.0	43.19	65.2
02/12/2017 22:10	6.1	57.86	61.5	6.0	57.87	61.3	6.0	57.88	58.9	0.0	42.84	65.4
02/12/2017 22:20	6.1	57.69	61.3	6.0	57.69	61.1	6.0	57.70	58.8	0.0	42.54	65.3
02/12/2017 22:30	6.1	57.48	61.2	6.0	57.49	61.0	6.0	57.51	58.6	0.0	42.29	65.2
02/12/2017 22:40	6.1	57.30	61.0	6.0	57.29	60.8	6.0	57.30	58.4	0.0	41.97	65.3
02/12/2017 22:50	6.1	57.08	60.8	6.0	57.07	60.7	6.0	57.05	58.2	0.0	41.72	65.3
02/12/2017 23:00	6.1	56.82	60.7	6.0	56.84	60.4	6.0	56.81	58.0	0.0	41.50	65.2
02/12/2017 23:10	6.1	56.69	60.5	6.0	56.70	60.2	6.0	56.67	57.8	0.0	41.12	65.4
02/12/2017 23:20	6.1	56.40	60.3	6.0	56.41	60.1	6.0	56.38	57.6	0.0	40.73	65.5
02/12/2017 23:30	6.1	56.27	60.1	6.0	56.29	59.9	6.0	56.25	57.5	0.0	40.25	65.5
02/12/2017 23:40	6.1	56.03	59.9	6.0	56.02	59.8	6.0	56.01	57.3	0.0	39.86	65.6
02/12/2017 23:50	6.1	55.82	59.7	6.0	55.82	59.6	6.0	55.82	57.0	0.0	39.49	65.6
02/13/2017 00:00	6.1	55.60	59.4	6.0	55.63	59.3	6.0	55.61	56.8	0.0	39.26	65.5
02/13/2017 00:10	6.1	55.39	59.4	6.0	55.42	59.3	6.0	55.41	56.6	0.0	39.14	65.5
02/13/2017 00:20	6.1	55.18	59.2	6.0	55.19	59.0	6.0	55.18	56.4	0.0	38.87	65.6
02/13/2017 00:30	6.1	54.97	59.0	6.0	54.97	58.8	6.0	54.97	56.2	0.0	38.46	65.7
02/13/2017 00:40	6.1	54.80	58.8	6.0	54.80	58.6	6.0	54.80	56.0	0.0	38.02	65.7
02/13/2017 00:50	6.1	54.59	58.6	6.0	54.60	58.4	6.0	54.60	55.9	0.0	37.63	65.7
02/13/2017 01:00	6.1	54.34	58.5	6.0	54.35	58.3	6.0	54.35	55.6	0.0	37.35	65.7
02/13/2017 01:10	6.1	54.18	58.3	6.0	54.18	58.1	6.0	54.17	55.4	0.0	36.99	65.7
02/13/2017 01:20	6.1	53.94	58.1	6.0	53.97	57.8	6.0	53.95	55.2	0.0	36.70	65.6
02/13/2017 01:30	6.1	53.73	57.9	6.0	53.73	57.7	6.0	53.73	55.0	0.0	36.51	65.5
02/13/2017 01:40	6.1	53.51	57.7	6.0	53.52	57.5	6.0	53.52	54.9	0.0	36.19	65.5
02/13/2017 01:50	6.1	53.27	57.5	6.0	53.30	57.3	6.0	53.30	54.6	0.0	35.90	65.3
02/13/2017 02:00	6.1	53.10	57.3	6.0	53.11	57.1	6.0	53.12	54.4	0.0	35.74	65.2
02/13/2017 02:10	6.2	52.87	57.1	6.0	52.90	56.9	6.0	52.88	54.2	0.0	35.52	65.1
02/13/2017 02:20	6.1	52.67	57.0	6.0	52.69	56.7	6.0	52.67	54.1	0.0	35.14	65.2
02/13/2017 02:30	6.1	52.53	56.8	6.0	52.55	56.6	6.0	52.55	53.8	0.0	34.81	65.0
02/13/2017 02:40	6.1	52.34	56.6	6.0	52.38	56.4	6.0	52.38	53.7	0.0	34.65	64.9
02/13/2017 02:50	6.2	52.15	56.4	6.0	52.16	56.2	6.0	52.18	53.6	0.0	34.45	64.8
02/13/2017 03:00	6.2	51.95	56.3	6.0	51.97	56.0	6.0	51.97	53.3	0.0	34.20	64.6
02/13/2017 03:10	6.2	51.68	56.1	6.1	51.74	55.9	6.0	51.74	53.1	0.0	33.86	64.6
02/13/2017 03:20	6.2	51.45	55.9	6.0	51.52	55.7	6.0	51.52	52.9	0.0	33.53	64.5
02/13/2017 03:30	6.2	51.23	55.8	6.0	51.30	55.5	6.0	51.29	52.7	0.0	33.22	64.6
02/13/2017 03:40	6.2	51.01	55.5	6.0	51.07	55.2	6.0	51.08	52.6	0.0	32.89	64.6
02/13/2017 03:50	6.2	50.82	55.3	6.0	50.89	55.1	6.0	50.90	52.3	0.0	32.58	64.7
02/13/2017 04:00	6.2	50.63	55.2	6.1	50.70	54.9	6.0	50.70	52.1	0.0	32.30	64.8
02/13/2017 04:10	6.2	50.46	55.0	6.1	50.52	54.7	6.0	50.53	52.0	0.0	32.03	64.7
02/13/2017 04:20	6.2	50.31	54.9	6.1	50.40	54.7	6.0	50.36	51.8	0.0	31.80	64.7
02/13/2017 04:30	6.2	50.13	54.7	6.1	50.20	54.5	6.0	50.21	51.6	0.0	31.59	64.6
02/13/2017 04:40	6.2	49.97	54.5	6.1	50.08	54.3	6.0	50.06	51.5	0.0	31.39	64.6
02/13/2017 04:50	6.2	49.83	54.3	6.1	49.91	54.1	6.0	49.91	51.3	0.0	31.17	64.6
02/13/2017 05:00	6.2	49.68	54.2	6.1	49.77	54.0	6.0	49.77	51.1	0.0	31.02	64.6
02/13/2017 05:10	6.2	49.59	54.1	6.1	49.68	53.8	6.0	49.67	51.1	0.0	30.88	64.6

Date/Time	HW13i F	HW13i T	HW13o	HW14i F	HW14i T	HW14o	HW15i F	HW15i T	HW15o	HW16i F	HW16i T	HW16o
02/13/2017 05:20	6.2	49.42	54.0	6.1	49.49	53.6	6.0	49.50	50.9	0.0	30.80	64.5
02/13/2017 05:30	6.2	49.25	53.8	6.1	49.33	53.6	6.0	49.32	50.7	0.0	30.68	64.5
02/13/2017 05:40	6.2	49.17	53.7	6.1	49.24	53.4	6.0	49.24	50.6	0.0	30.53	64.5
02/13/2017 05:50	6.2	48.98	53.5	6.1	49.07	53.2	6.0	49.06	50.6	0.0	30.38	64.4
02/13/2017 06:00	6.2	48.78	53.4	6.1	48.88	53.2	6.0	48.88	50.4	0.0	30.23	64.2
02/13/2017 06:10	6.2	48.63	53.2	6.1	48.73	53.1	6.0	48.73	50.2	0.0	30.02	64.1
02/13/2017 06:20	6.2	48.46	53.1	6.1	48.58	52.9	6.0	48.59	50.0	0.0	29.85	63.9
02/13/2017 06:30	6.2	48.30	53.0	6.1	48.40	52.8	6.0	48.39	49.9	0.0	29.71	63.8
02/13/2017 06:40	6.2	48.12	52.8	6.1	48.25	52.6	6.0	48.25	49.7	0.0	29.56	63.6
02/13/2017 06:50	6.2	47.95	52.7	6.1	48.10	52.5	6.0	48.09	49.5	0.0	29.39	63.6
02/13/2017 07:00	6.2	47.87	52.4	6.1	47.99	52.3	6.0	47.98	49.4	0.0	29.27	63.4
02/13/2017 07:10	6.2	47.73	52.4	6.1	47.87	52.3	6.0	47.85	49.3	0.0	29.20	63.3
02/13/2017 07:20	6.2	47.65	52.3	6.1	47.81	52.0	6.0	47.76	49.2	0.0	29.21	63.3
02/13/2017 07:30	6.2	47.63	52.1	6.1	47.73	52.0	6.0	47.73	49.1	0.0	29.30	63.5
02/13/2017 07:40	6.2	47.58	52.1	6.1	47.66	51.9	6.0	47.67	49.1	0.0	29.39	63.8
02/13/2017 07:50	6.2	47.62	52.0	6.1	47.71	51.8	6.0	47.71	49.1	0.0	29.58	63.7
02/13/2017 08:00	6.2	47.63	51.9	6.1	47.74	51.7	6.0	47.73	49.1	0.0	29.83	63.6
02/13/2017 08:10	6.2	47.70	52.0	6.1	47.83	51.9	6.0	47.81	48.9	0.0	30.14	63.3
02/13/2017 08:20	6.2	47.78	52.0	6.1	47.83	51.8	6.0	47.83	49.1	0.0	30.63	63.1
02/13/2017 08:30	6.2	47.92	52.0	6.1	47.89	51.8	6.0	47.94	49.1	0.0	31.85	63.2
02/13/2017 08:40	6.2	48.16	52.0	6.1	48.12	51.8	6.0	48.16	49.3	0.0	34.17	63.4
02/13/2017 08:50	6.2	48.38	52.2	6.1	48.34	52.1	6.0	48.37	49.5	0.0	36.53	63.8
02/13/2017 09:00	6.2	48.64	52.3	6.1	48.57	52.2	6.0	48.63	49.7	0.0	38.70	64.1
02/13/2017 09:10	6.2	48.95	52.4	6.1	48.84	52.4	6.0	48.91	49.9	0.0	40.69	64.5
02/13/2017 09:20	6.2	49.24	52.7	6.1	49.15	52.6	6.0	49.19	50.2	0.0	42.65	64.7
02/13/2017 09:30	6.2	49.50	52.9	6.1	49.41	52.8	6.0	49.48	50.4	0.0	43.82	64.9
02/13/2017 09:40	6.2	49.82	53.0	6.1	49.70	52.9	6.0	49.73	50.6	0.0	45.17	65.2
02/13/2017 09:50	6.2	50.16	53.3	6.1	50.02	53.2	6.0	50.07	50.9	0.0	46.91	65.6
02/13/2017 10:00	6.2	50.64	53.6	6.0	50.49	53.5	6.0	50.54	51.3	0.0	48.55	66.0
02/13/2017 10:10	6.2	51.02	53.9	6.0	50.87	53.8	6.0	50.91	51.7	0.0	50.03	66.3
02/13/2017 10:20	6.2	51.36	54.2	6.0	51.23	54.1	6.0	51.28	52.1	0.0	51.21	66.5
02/13/2017 10:30	6.2	51.65	54.5	6.0	51.54	54.4	6.0	51.57	52.3	0.0	51.77	66.5
02/13/2017 10:40	6.2	52.03	54.7	6.0	51.85	54.6	6.0	51.89	52.6	0.0	52.22	66.8
02/13/2017 10:50	6.2	52.44	55.1	6.0	52.22	55.0	6.0	52.29	53.0	0.0	53.26	67.0
02/13/2017 11:00	6.1	52.82	55.3	6.0	52.59	55.3	6.0	52.65	53.3	0.0	54.40	67.4
02/13/2017 11:10	6.1	53.16	55.6	6.0	52.98	55.6	6.0	53.01	53.5	0.0	54.82	67.8
02/13/2017 11:20	6.1	53.44	55.9	6.0	53.22	55.9	6.0	53.27	53.9	0.0	55.28	68.2
02/13/2017 11:30	6.1	53.79	56.2	6.0	53.57	56.1	6.0	53.62	54.2	0.0	55.67	68.3
02/13/2017 11:40	6.1	54.02	56.4	6.0	53.81	56.4	6.0	53.88	54.5	0.0	56.12	68.3
02/13/2017 11:50	6.1	54.45	56.7	6.0	54.19	56.6	6.0	54.25	54.8	0.0	56.69	68.5
02/13/2017 12:00	6.1	54.66	57.0	6.0	54.44	56.9	6.0	54.49	55.1	0.0	57.53	68.8
02/13/2017 12:10	6.1	54.94	57.3	6.0	54.70	57.2	6.0	54.77	55.2	0.0	57.78	68.9
02/13/2017 12:20	6.1	55.27	57.5	6.0	55.04	57.3	6.0	55.11	55.5	0.0	58.20	69.3
02/13/2017 12:30	6.1	55.44	57.7	6.0	55.23	57.6	6.0	55.26	55.9	0.0	58.44	69.2
02/13/2017 12:40	6.1	55.69	57.9	6.0	55.46	57.9	6.0	55.53	56.1	0.0	58.61	69.3
02/13/2017 12:50	6.1	56.03	58.1	6.0	55.83	58.1	6.0	55.84	56.3	0.0	58.83	69.3
02/13/2017 13:00	6.1	56.30	58.4	6.0	56.09	58.3	6.0	56.12	56.6	0.0	58.97	69.4
02/13/2017 13:10	6.1	56.47	58.7	6.0	56.31	58.5	6.0	56.31	56.8	0.0	59.09	69.4
02/13/2017 13:20	6.1	56.63	58.9	6.0	56.45	58.8	6.0	56.49	57.0	0.0	58.88	69.3
02/13/2017 13:30	6.1	56.92	59.0	6.0	56.73	59.0	6.0	56.75	57.2	0.0	58.73	69.4
02/13/2017 13:40	6.1	57.16	59.3	6.0	56.95	59.1	6.0	56.97	57.4	0.0	58.94	69.6
02/13/2017 13:50	6.1	57.37	59.5	6.0	57.09	59.4	6.0	57.18	57.7	0.0	59.46	69.6
02/13/2017 14:00	6.1	57.56	59.6	6.0	57.37	59.5	6.0	57.43	57.9	0.0	59.84	69.6
02/13/2017 14:10	6.1	57.63	59.8	6.0	57.53	59.7	6.0	57.53	58.0	0.0	59.41	69.5
02/13/2017 14:20	6.1	57.68	60.0	6.0	57.61	59.8	6.0	57.62	58.1	0.0	58.81	69.5

Date/Time	HW13i F	HW13i T	HW13o	HW14i F	HW14i T	HW14o	HW15i F	HW15i T	HW15o	HW16i F	HW16i T	HW16o
02/13/2017 14:30	6.1	57.69	60.0	6.0	57.62	60.0	6.0	57.63	58.1	0.0	58.02	69.3
02/13/2017 14:40	6.1	57.70	60.1	6.0	57.63	60.0	6.0	57.63	58.2	0.0	57.29	69.4
02/13/2017 14:50	6.1	57.73	60.1	6.0	57.65	60.0	6.0	57.67	58.2	0.0	56.59	69.2
02/13/2017 15:00	6.1	57.74	60.1	6.0	57.66	60.1	6.0	57.67	58.3	0.0	55.90	69.0
02/13/2017 15:10	6.1	57.73	60.2	6.0	57.64	60.1	6.0	57.65	58.3	0.0	55.22	69.0
02/13/2017 15:20	6.1	57.76	60.2	6.0	57.71	60.1	6.0	57.72	58.3	0.0	54.60	68.8
02/13/2017 15:30	6.1	57.74	60.2	6.0	57.67	60.1	6.0	57.69	58.3	0.0	53.94	68.6
02/13/2017 15:40	6.1	57.73	60.2	6.0	57.70	60.1	6.0	57.71	58.3	0.0	53.34	68.4
02/13/2017 15:50	6.1	57.70	60.2	6.0	57.66	60.1	6.0	57.67	58.3	0.0	52.81	68.1
02/13/2017 16:00	6.1	57.67	60.2	6.0	57.63	60.2	6.0	57.63	58.3	0.0	52.31	68.0
02/13/2017 16:10	6.1	57.72	60.3	6.0	57.67	60.2	6.0	57.67	58.3	0.0	51.89	67.8
02/13/2017 16:20	6.1	57.64	60.3	6.0	57.62	60.2	6.0	57.63	58.3	0.0	51.50	67.7
02/13/2017 16:30	6.1	57.62	60.3	6.0	57.59	60.2	6.0	57.62	58.3	0.0	51.16	67.6
02/13/2017 16:40	6.1	57.61	60.2	6.0	57.53	60.1	6.0	57.59	58.2	0.0	50.87	67.6
02/13/2017 16:50	6.1	57.61	60.2	6.0	57.52	60.1	6.0	57.57	58.2	0.0	50.62	67.7
02/13/2017 17:00	6.1	57.62	60.2	6.0	57.52	60.1	6.0	57.56	58.3	0.0	50.42	67.7
02/13/2017 17:10	6.1	57.59	60.2	6.0	57.53	60.1	6.0	57.55	58.2	0.0	50.23	67.8
02/13/2017 17:20	6.1	57.59	60.2	6.0	57.52	60.1	6.0	57.57	58.2	0.0	49.99	67.9
02/13/2017 17:30	6.1	57.55	60.2	5.8	57.52	60.1	6.0	57.54	58.2	0.0	49.79	67.8
02/13/2017 17:40	6.1	57.54	60.2	5.7	57.52	60.2	6.0	57.53	58.2	0.0	49.55	67.7
02/13/2017 17:50	6.1	57.51	60.2	5.7	57.44	60.2	6.0	57.48	58.2	0.0	49.31	67.7
02/13/2017 18:00	6.1	57.45	60.2	5.7	57.41	60.1	6.0	57.42	58.1	0.0	49.08	67.7
02/13/2017 18:10	6.1	57.42	60.2	5.7	57.33	60.1	6.0	57.42	58.1	0.0	48.85	67.8
02/13/2017 18:20	6.1	57.43	60.1	5.7	57.35	60.1	6.0	57.40	58.1	0.0	48.65	67.9
02/13/2017 18:30	6.1	57.43	60.1	5.7	57.38	60.2	6.0	57.42	58.1	0.0	48.50	68.1
02/13/2017 18:40	6.1	57.41	60.1	5.7	57.33	60.2	6.0	57.36	58.1	0.0	48.32	68.2
02/13/2017 18:50	6.1	57.34	60.1	5.7	57.33	60.1	6.0	57.33	58.0	0.0	48.14	68.2
02/13/2017 19:00	6.1	57.33	60.1	5.7	57.33	60.1	6.0	57.33	58.0	0.0	47.94	68.2
02/13/2017 19:10	6.1	57.33	60.1	5.7	57.23	60.0	6.0	57.30	58.0	0.0	47.81	68.2
02/13/2017 19:20	6.1	57.31	60.0	5.7	57.23	60.0	6.0	57.23	58.0	0.0	47.65	68.3
02/13/2017 19:30	6.1	57.30	60.0	5.7	57.23	60.0	6.0	57.27	57.9	0.0	47.59	68.4
02/13/2017 19:40	6.1	57.26	60.0	5.7	57.22	60.0	6.0	57.24	57.9	0.0	47.47	68.2
02/13/2017 19:50	6.1	57.20	60.0	5.7	57.17	60.0	6.0	57.18	57.9	0.0	47.36	68.1
02/13/2017 20:00	6.1	57.13	60.0	5.7	57.13	60.0	6.0	57.13	57.8	0.0	47.28	68.1
02/13/2017 20:10	6.1	57.13	59.9	5.7	57.08	60.0	6.0	57.08	57.8	0.0	47.19	68.2
02/13/2017 20:20	6.1	57.13	59.9	5.7	57.03	59.9	6.0	57.03	57.8	0.0	47.08	68.1
02/13/2017 20:30	6.1	57.13	59.9	5.7	57.02	59.9	6.0	57.02	57.7	0.0	47.00	68.0
02/13/2017 20:40	6.1	57.08	59.9	5.7	57.02	59.9	6.0	56.98	57.8	0.0	46.92	67.9
02/13/2017 20:50	6.1	56.98	59.9	5.7	56.95	59.9	6.0	56.92	57.7	0.0	46.85	68.0
02/13/2017 21:00	6.1	56.92	59.8	5.7	56.92	59.8	6.0	56.91	57.7	0.0	46.73	68.1
02/13/2017 21:10	6.1	56.92	59.8	5.7	56.84	59.8	6.0	56.85	57.6	0.0	46.68	68.1
02/13/2017 21:20	6.1	56.83	59.7	5.7	56.82	59.7	6.0	56.82	57.6	0.0	46.59	68.1
02/13/2017 21:30	6.1	56.83	59.7	5.7	56.74	59.7	6.0	56.75	57.5	0.0	46.48	68.0
02/13/2017 21:40	6.1	56.80	59.7	5.7	56.73	59.6	6.0	56.73	57.5	0.0	46.37	68.0
02/13/2017 21:50	6.1	56.83	59.6	5.7	56.73	59.6	6.0	56.73	57.4	0.0	46.28	68.0
02/13/2017 22:00	6.1	56.75	59.6	5.7	56.71	59.6	6.0	56.68	57.4	0.0	46.20	68.0
02/13/2017 22:10	6.1	56.72	59.6	5.7	56.68	59.6	6.0	56.63	57.4	0.0	46.14	68.0
02/13/2017 22:20	6.1	56.64	59.6	5.7	56.63	59.6	6.0	56.63	57.4	0.0	46.10	68.0
02/13/2017 22:30	6.1	56.62	59.6	5.7	56.59	59.6	6.0	56.60	57.4	0.0	46.10	68.0
02/13/2017 22:40	6.1	56.53	59.5	5.7	56.52	59.5	6.0	56.52	57.3	0.0	46.02	67.8
02/13/2017 22:50	6.1	56.52	59.4	5.7	56.52	59.5	6.0	56.52	57.2	0.0	45.99	67.8
02/13/2017 23:00	6.1	56.52	59.4	5.7	56.47	59.4	6.0	56.47	57.3	0.0	45.90	67.7
02/13/2017 23:10	6.1	56.44	59.4	5.7	56.42	59.4	6.0	56.42	57.2	0.0	45.83	67.6
02/13/2017 23:20	6.1	56.40	59.4	5.7	56.38	59.3	6.0	56.35	57.1	0.0	45.79	67.5
02/13/2017 23:30	6.1	56.33	59.3	5.7	56.32	59.3	6.0	56.27	57.1	0.0	45.71	67.5

Date/Time	HW13i F	HW13i T	HW13o	HW14i F	HW14i T	HW14o	HW15i F	HW15i T	HW15o	HW16i F	HW16i T	HW16o
02/13/2017 23:40	6.1	56.30	59.3	5.7	56.28	59.2	6.0	56.24	57.0	0.0	45.69	67.5
02/13/2017 23:50	6.1	56.23	59.2	5.7	56.23	59.2	6.0	56.23	57.0	0.0	45.61	67.4
02/14/2017 00:00	6.1	56.22	59.1	5.7	56.14	59.2	6.0	56.13	56.9	0.0	45.60	67.3
02/14/2017 00:10	6.1	56.20	59.2	5.7	56.14	59.1	6.0	56.14	56.9	0.0	45.51	67.2
02/14/2017 00:20	6.1	56.06	59.1	5.7	56.02	59.1	6.0	56.02	56.9	0.0	45.41	67.1
02/14/2017 00:30	6.1	56.02	59.1	5.7	56.02	59.0	6.0	55.98	56.8	0.0	45.38	67.1
02/14/2017 00:40	6.1	55.94	59.0	5.7	55.94	58.9	6.0	55.92	56.7	0.0	45.28	66.9
02/14/2017 00:50	6.1	55.89	59.0	5.7	55.86	58.9	6.0	55.86	56.7	0.0	45.15	66.9
02/14/2017 01:00	6.1	55.76	58.9	5.7	55.74	58.9	6.0	55.72	56.6	0.0	45.03	66.8
02/14/2017 01:10	6.1	55.62	58.9	5.7	55.63	58.7	6.0	55.62	56.5	0.0	44.82	66.8
02/14/2017 01:20	6.1	55.53	58.8	5.7	55.55	58.7	6.0	55.53	56.4	0.0	44.60	66.8
02/14/2017 01:30	6.1	55.44	58.7	5.7	55.42	58.7	6.0	55.42	56.3	0.0	44.41	66.9
02/14/2017 01:40	6.1	55.41	58.6	5.7	55.33	58.6	6.0	55.33	56.2	0.0	44.27	67.0
02/14/2017 01:50	6.1	55.33	58.5	5.7	55.33	58.4	6.0	55.31	56.2	0.0	44.19	67.1
02/14/2017 02:00	6.1	55.28	58.5	5.7	55.24	58.5	6.0	55.24	56.1	0.0	44.10	67.2
02/14/2017 02:10	6.1	55.23	58.4	5.8	55.22	58.3	6.0	55.23	56.0	0.0	44.03	67.0
02/14/2017 02:20	6.1	55.18	58.3	5.7	55.14	58.3	6.0	55.19	56.0	0.0	43.85	66.8
02/14/2017 02:30	6.1	55.13	58.3	5.7	55.05	58.3	6.0	55.09	56.0	0.0	43.74	66.7
02/14/2017 02:40	6.1	55.11	58.2	5.7	55.03	58.3	6.0	55.09	55.9	0.0	43.70	66.9
02/14/2017 02:50	6.1	55.04	58.2	5.7	55.02	58.2	6.0	55.02	55.9	0.0	43.62	66.9
02/14/2017 03:00	6.1	55.02	58.2	5.7	55.00	58.1	6.0	54.98	55.8	0.0	43.60	66.9
02/14/2017 03:10	6.1	55.02	58.1	5.7	55.02	58.1	6.0	55.02	55.8	0.0	43.55	66.6
02/14/2017 03:20	6.1	55.01	58.1	5.7	55.01	58.1	6.0	55.00	55.8	0.0	43.49	66.3
02/14/2017 03:30	6.1	54.89	58.1	5.7	54.88	58.0	6.0	54.90	55.8	0.0	43.41	66.2
02/14/2017 03:40	6.1	54.83	58.0	5.7	54.83	57.9	6.0	54.83	55.7	0.0	43.44	66.2
02/14/2017 03:50	6.1	54.83	58.0	5.8	54.83	57.9	6.0	54.83	55.7	0.0	43.50	66.4
02/14/2017 04:00	6.1	54.83	58.0	5.7	54.76	57.9	6.0	54.81	55.7	0.0	43.50	66.6
02/14/2017 04:10	6.1	54.83	58.0	5.7	54.78	57.9	6.0	54.83	55.6	0.0	43.50	66.5
02/14/2017 04:20	6.1	54.79	57.9	5.7	54.75	58.0	6.0	54.78	55.6	0.0	43.50	66.5
02/14/2017 04:30	6.1	54.73	58.0	5.7	54.73	57.9	6.0	54.73	55.6	0.0	43.50	66.5
02/14/2017 04:40	6.1	54.74	57.9	5.7	54.73	57.8	6.0	54.73	55.6	0.0	43.50	66.4
02/14/2017 04:50	6.1	54.77	57.8	5.8	54.73	57.9	6.0	54.73	55.6	0.0	43.54	66.2
02/14/2017 05:00	6.1	54.73	57.8	5.7	54.73	57.8	6.0	54.73	55.6	0.0	43.59	66.1
02/14/2017 05:10	6.1	54.66	57.8	5.7	54.66	57.8	6.0	54.63	55.6	0.0	43.60	66.1
02/14/2017 05:20	6.1	54.63	57.8	5.7	54.63	57.8	6.0	54.63	55.5	0.0	43.60	66.1
02/14/2017 05:30	6.1	54.63	57.8	5.7	54.62	57.8	6.0	54.63	55.5	0.0	43.60	66.2
02/14/2017 05:40	6.1	54.61	57.8	5.8	54.60	57.7	6.0	54.61	55.4	0.0	43.60	66.2
02/14/2017 05:50	6.1	54.60	57.8	5.8	54.56	57.7	6.0	54.61	55.4	0.0	43.51	66.3
02/14/2017 06:00	6.1	54.53	57.7	5.7	54.52	57.7	6.0	54.53	55.4	0.0	43.44	66.1
02/14/2017 06:10	6.1	54.52	57.7	5.8	54.50	57.6	6.0	54.52	55.4	0.0	43.38	66.0
02/14/2017 06:20	6.1	54.49	57.6	5.7	54.48	57.6	6.0	54.49	55.4	0.0	43.27	65.9
02/14/2017 06:30	6.1	54.42	57.6	5.8	54.35	57.6	6.0	54.37	55.3	0.0	43.17	66.0
02/14/2017 06:40	6.1	54.33	57.6	5.7	54.33	57.6	6.0	54.32	55.3	0.0	43.05	66.1
02/14/2017 06:50	6.1	54.25	57.6	5.8	54.24	57.5	6.0	54.23	55.2	0.0	42.84	66.2
02/14/2017 07:00	6.1	54.21	57.5	5.8	54.17	57.4	6.0	54.19	55.1	0.0	42.63	66.2
02/14/2017 07:10	6.1	54.13	57.4	5.8	54.09	57.3	6.0	54.12	55.0	0.0	42.46	66.1
02/14/2017 07:20	6.1	54.10	57.3	5.8	54.06	57.3	6.0	54.08	55.0	0.0	42.32	66.2
02/14/2017 07:30	6.1	54.02	57.3	5.8	54.02	57.3	6.0	54.02	54.9	0.0	42.29	66.1
02/14/2017 07:40	6.1	54.02	57.3	5.8	54.02	57.3	6.0	54.02	54.8	0.0	42.30	66.1
02/14/2017 07:50	6.1	54.12	57.2	5.8	54.02	57.1	6.0	54.05	54.8	0.0	42.42	66.2
02/14/2017 08:00	6.1	54.15	57.2	5.8	54.12	57.2	6.0	54.13	54.9	0.0	42.60	66.1
02/14/2017 08:10	6.1	54.21	57.2	5.8	54.16	57.2	6.0	54.17	54.9	0.0	42.84	66.0
02/14/2017 08:20	6.1	54.23	57.3	5.7	54.22	57.2	6.0	54.23	55.0	0.0	43.17	65.9
02/14/2017 08:30	6.1	54.33	57.3	5.8	54.28	57.3	6.0	54.29	55.1	0.0	43.55	65.8
02/14/2017 08:40	6.1	54.48	57.4	5.8	54.40	57.4	6.0	54.44	55.2	0.0	44.04	66.0

Date/Time	HW13i F	HW13i T	HW13o	HW14i F	HW14i T	HW14o	HW15i F	HW15i T	HW15o	HW16i F	HW16i T	HW16o
02/14/2017 08:50	6.1	54.70	57.5	5.7	54.60	57.5	6.0	54.63	55.3	0.0	45.10	66.0
02/14/2017 09:00	6.1	54.94	57.6	5.7	54.84	57.5	6.0	54.87	55.4	0.0	46.45	66.3
02/14/2017 09:10	6.1	55.21	57.7	5.7	55.10	57.7	6.0	55.13	55.6	0.0	47.51	66.4
02/14/2017 09:20	6.1	55.49	57.9	5.7	55.35	57.9	6.0	55.37	55.9	0.0	49.23	66.7
02/14/2017 09:30	6.1	55.69	58.1	5.7	55.59	58.1	6.0	55.60	56.2	0.0	50.59	66.8
02/14/2017 09:40	6.1	55.91	58.3	5.7	55.79	58.3	6.0	55.81	56.3	0.0	51.48	66.8
02/14/2017 09:50	6.1	56.22	58.5	5.7	56.05	58.5	6.0	56.08	56.5	0.0	52.83	67.1
02/14/2017 10:00	6.1	56.54	58.7	5.7	56.37	58.7	6.0	56.37	56.8	0.0	54.39	67.4
02/14/2017 10:10	6.0	56.83	58.9	5.6	56.69	58.9	5.9	56.71	57.1	0.3	55.56	67.6
02/14/2017 10:20	6.0	57.30	59.3	5.6	57.15	59.3	5.9	57.19	57.4	0.5	57.10	73.9
02/14/2017 10:30	6.1	57.85	59.5	5.7	57.69	59.5	6.0	57.74	57.9	0.0	57.83	79.2
02/14/2017 10:40	6.1	58.13	59.8	5.7	57.94	59.9	6.0	57.99	58.3	0.0	58.54	77.1
02/14/2017 10:50	6.1	58.42	60.1	5.7	58.24	60.2	6.0	58.28	58.6	0.0	59.18	75.9
02/14/2017 11:00	6.1	58.74	60.4	5.7	58.53	60.5	6.0	58.58	58.9	0.0	59.90	75.1
02/14/2017 11:10	6.1	59.02	60.6	5.7	58.80	60.7	6.0	58.85	59.2	0.0	60.37	74.4
02/14/2017 11:20	6.1	59.31	60.9	5.7	59.10	61.0	6.0	59.16	59.4	0.0	60.90	73.9
02/14/2017 11:30	6.1	59.55	61.1	5.7	59.34	61.2	6.0	59.41	59.7	0.0	61.19	73.3
02/14/2017 11:40	6.1	59.86	61.4	5.7	59.61	61.5	6.0	59.69	59.9	0.0	61.40	73.0
02/14/2017 11:50	6.1	60.20	61.6	5.7	59.95	61.7	6.0	60.00	60.2	0.0	62.05	72.8
02/14/2017 12:00	6.1	60.45	61.9	5.7	60.25	61.9	6.0	60.29	60.5	0.0	62.50	72.5
02/14/2017 12:10	6.1	60.74	62.1	5.7	60.51	62.2	6.0	60.57	60.8	0.0	62.76	72.3
02/14/2017 12:20	6.1	61.05	62.4	5.7	60.80	62.4	6.0	60.85	61.0	0.0	63.26	72.4
02/14/2017 12:30	6.1	61.27	62.7	5.7	61.05	62.6	6.0	61.12	61.3	0.0	63.40	72.3
02/14/2017 12:40	6.1	61.49	62.9	5.7	61.30	62.9	6.0	61.35	61.4	0.0	63.40	72.2
02/14/2017 12:50	6.0	61.77	63.1	5.6	61.51	63.1	5.9	61.58	61.7	0.0	63.51	72.3
02/14/2017 13:00	5.9	62.21	63.3	5.6	61.93	63.3	5.8	61.99	62.0	0.0	63.80	72.4
02/14/2017 13:10	5.9	62.58	63.6	5.5	62.32	63.6	5.8	62.38	62.3	0.0	64.10	72.4
02/14/2017 13:20	5.8	63.07	64.0	5.4	62.79	63.9	5.7	62.84	62.7	0.0	64.36	72.5
02/14/2017 13:30	5.7	63.83	64.4	5.4	63.54	64.3	5.6	63.60	63.2	0.0	64.82	72.6
02/14/2017 13:40	5.6	64.56	64.8	5.3	64.29	64.8	5.5	64.35	63.8	7.2	64.47	71.3
02/14/2017 13:50	5.6	65.13	65.4	5.3	64.84	65.4	5.5	64.90	64.5	7.9	64.97	67.7
02/14/2017 14:00	5.6	65.57	65.8	5.3	65.29	65.9	5.5	65.32	65.1	7.9	65.39	66.8
02/14/2017 14:10	5.6	65.88	66.3	5.3	65.59	66.3	5.5	65.62	65.5	7.9	65.73	66.8
02/14/2017 14:20	5.7	66.25	66.7	5.3	65.93	66.7	5.6	65.97	65.8	8.0	66.09	66.9
02/14/2017 14:30	5.7	66.55	67.0	5.4	66.24	67.0	5.6	66.28	66.1	8.0	66.39	67.1
02/14/2017 14:40	5.8	66.77	67.3	5.4	66.50	67.2	5.7	66.52	66.4	8.1	66.62	67.3
02/14/2017 14:50	2.7	67.17	67.5	5.5	66.67	67.5	5.7	66.70	66.5	8.2	66.76	67.4
02/14/2017 15:00	0.6	67.77	67.3	5.7	66.84	67.8	5.9	66.86	66.7	1.8	67.61	67.4
02/14/2017 15:10	5.9	67.25	67.4	5.8	67.00	67.9	5.9	67.03	66.9	7.5	67.03	67.6
02/14/2017 15:20	5.9	67.34	68.6	5.8	67.14	67.9	5.8	67.16	67.1	7.4	67.11	67.9
02/14/2017 15:30	5.9	67.42	68.4	5.8	67.22	68.1	5.8	67.24	67.2	7.4	67.22	68.0
02/14/2017 15:40	5.9	67.45	68.4	5.8	67.28	68.3	5.8	67.32	67.3	7.3	67.23	68.0
02/14/2017 15:50	5.8	67.51	68.5	5.8	67.33	68.3	5.8	67.37	67.3	7.3	67.23	68.0
02/14/2017 16:00	5.9	67.52	68.5	5.8	67.33	68.4	5.8	67.41	67.4	7.3	67.29	68.0
02/14/2017 16:10	5.9	67.50	68.6	5.8	67.33	68.4	5.8	67.39	67.4	7.2	67.23	68.1
02/14/2017 16:20	5.8	67.51	68.6	5.8	67.33	68.5	5.8	67.42	67.4	7.2	67.24	68.1
02/14/2017 16:30	5.8	67.42	68.6	5.8	67.27	68.5	5.8	67.33	67.4	7.2	67.18	68.0
02/14/2017 16:40	5.8	67.35	68.6	5.8	67.23	68.5	5.8	67.25	67.4	7.2	67.10	68.0
02/14/2017 16:50	5.8	67.30	68.6	5.8	67.16	68.4	5.8	67.18	67.3	7.2	67.03	67.9
02/14/2017 17:00	5.8	67.22	68.6	5.8	67.11	68.4	5.8	67.10	67.2	7.2	67.00	67.8
02/14/2017 17:10	5.8	67.13	68.5	5.8	67.02	68.4	5.8	67.03	67.2	7.2	66.90	67.8
02/14/2017 17:20	5.8	67.03	68.5	5.8	66.91	68.4	5.8	66.96	67.2	7.2	66.81	67.7
02/14/2017 17:30	5.8	66.98	68.5	5.8	66.83	68.3	5.8	66.84	67.1	7.2	66.72	67.6
02/14/2017 17:40	5.8	66.85	68.4	5.8	66.75	68.2	5.8	66.75	67.0	7.1	66.64	67.5
02/14/2017 17:50	5.8	66.74	68.3	5.8	66.62	68.2	5.8	66.65	66.9	7.1	66.50	67.4

Date/Time	HW13i F	HW13i T	HW13o	HW14i F	HW14i T	HW14o	HW15i F	HW15i T	HW15o	HW16i F	HW16i T	HW16o
02/14/2017 18:00	5.8	66.61	68.2	5.8	66.51	68.1	5.8	66.51	66.8	7.1	66.39	67.3
02/14/2017 18:10	5.8	66.50	68.2	5.8	66.40	68.0	5.8	66.40	66.7	7.1	66.25	67.1
02/14/2017 18:20	5.8	66.36	68.1	5.8	66.26	67.9	5.8	66.27	66.6	7.1	66.13	67.0
02/14/2017 18:30	5.8	66.26	68.0	5.8	66.13	67.9	5.8	66.15	66.5	7.1	65.99	66.9
02/14/2017 18:40	5.8	66.12	68.0	5.8	66.03	67.8	5.8	66.02	66.4	7.1	65.89	66.8
02/14/2017 18:50	5.8	66.01	67.9	5.8	65.92	67.6	5.8	65.94	66.3	7.1	65.80	66.8
02/14/2017 19:00	5.8	65.91	67.8	5.8	65.83	67.6	5.8	65.83	66.2	7.1	65.70	66.6
02/14/2017 19:10	5.8	65.80	67.7	5.8	65.73	67.5	5.8	65.72	66.1	7.1	65.58	66.5
02/14/2017 19:20	5.8	65.69	67.6	5.8	65.60	67.4	5.8	65.61	66.0	7.1	65.45	66.4
02/14/2017 19:30	5.8	65.59	67.5	5.8	65.51	67.3	5.8	65.47	65.9	7.0	65.35	66.3
02/14/2017 19:40	5.8	65.47	67.4	5.8	65.38	67.2	5.8	65.39	65.8	7.0	65.22	66.2
02/14/2017 19:50	5.8	65.34	67.3	5.8	65.25	67.1	5.8	65.25	65.7	7.0	65.08	66.1
02/14/2017 20:00	5.8	65.21	67.2	5.8	65.10	67.0	5.8	65.13	65.6	7.0	64.98	66.0
02/14/2017 20:10	5.8	65.07	67.1	5.8	64.97	67.0	5.8	65.00	65.4	7.0	64.84	65.8
02/14/2017 20:20	5.8	64.94	67.0	5.8	64.85	66.8	5.8	64.88	65.3	7.0	64.71	65.7
02/14/2017 20:30	5.8	64.85	66.9	5.8	64.75	66.7	5.8	64.75	65.3	7.0	64.58	65.6
02/14/2017 20:40	5.8	64.71	66.8	5.8	64.60	66.6	5.8	64.65	65.1	7.0	64.46	65.5
02/14/2017 20:50	5.8	64.58	66.7	5.8	64.50	66.5	5.8	64.51	65.0	7.0	64.32	65.3
02/14/2017 21:00	5.8	64.49	66.6	5.8	64.38	66.4	5.8	64.39	64.9	7.0	64.21	65.2
02/14/2017 21:10	5.8	64.37	66.5	5.8	64.28	66.4	5.8	64.31	64.8	7.0	64.11	65.1
02/14/2017 21:20	5.8	64.25	66.4	5.8	64.14	66.3	5.8	64.17	64.7	7.0	64.00	65.0
02/14/2017 21:30	5.8	64.16	66.3	5.8	64.06	66.1	5.8	64.07	64.6	7.0	63.88	65.0
02/14/2017 21:40	5.8	64.01	66.3	5.8	63.90	66.1	5.8	63.94	64.5	7.0	63.73	64.8
02/14/2017 21:50	5.8	63.91	66.2	5.8	63.82	65.9	5.8	63.82	64.4	6.9	63.63	64.7
02/14/2017 22:00	5.8	63.79	66.0	5.8	63.70	65.8	5.8	63.70	64.3	6.9	63.52	64.6
02/14/2017 22:10	5.8	63.67	66.0	5.8	63.59	65.8	5.8	63.62	64.2	6.9	63.40	64.4
02/14/2017 22:20	5.8	63.56	65.9	5.8	63.45	65.7	5.8	63.47	64.1	6.9	63.27	64.3
02/14/2017 22:30	5.8	63.34	65.8	5.8	63.27	65.6	5.8	63.28	63.9	6.9	63.06	64.2
02/14/2017 22:40	5.8	63.16	65.6	5.8	63.08	65.5	5.8	63.08	63.7	6.9	62.87	64.0
02/14/2017 22:50	5.8	62.96	65.5	5.8	62.90	65.3	5.8	62.92	63.5	6.9	62.68	63.8
02/14/2017 23:00	5.8	62.81	65.4	5.8	62.74	65.2	5.8	62.76	63.4	6.9	62.53	63.7
02/14/2017 23:10	5.8	62.63	65.2	5.8	62.55	65.0	5.8	62.57	63.2	6.9	62.35	63.5
02/14/2017 23:20	5.8	62.45	65.1	5.8	62.37	64.9	5.8	62.39	63.0	6.9	62.16	63.3
02/14/2017 23:30	5.8	62.24	65.0	5.8	62.17	64.7	5.8	62.19	62.8	6.9	61.97	63.1
02/14/2017 23:40	5.9	62.05	64.8	5.8	62.00	64.5	5.8	62.02	62.6	6.9	61.78	62.9
02/14/2017 23:50	5.8	61.87	64.6	5.8	61.83	64.4	5.8	61.85	62.5	6.9	61.62	62.7
02/15/2017 00:00	5.8	61.74	64.5	5.8	61.69	64.2	5.8	61.72	62.3	6.9	61.48	62.6
02/15/2017 00:10	5.9	61.54	64.3	5.8	61.52	64.1	5.8	61.55	62.2	6.9	61.30	62.5
02/15/2017 00:20	5.9	61.38	64.2	5.8	61.37	64.0	5.8	61.37	62.0	6.9	61.16	62.3
02/15/2017 00:30	5.9	61.27	64.1	5.8	61.24	63.9	5.8	61.28	61.9	6.9	61.01	62.1
02/15/2017 00:40	5.8	61.12	64.0	5.8	61.10	63.8	5.8	61.12	61.8	6.9	60.88	62.0
02/15/2017 00:50	5.9	60.94	63.9	5.8	60.92	63.6	5.8	60.94	61.7	6.9	60.70	61.8
02/15/2017 01:00	5.8	60.76	63.7	5.8	60.75	63.5	5.8	60.78	61.5	6.9	60.52	61.8
02/15/2017 01:10	5.9	60.56	63.6	5.8	60.56	63.3	5.8	60.58	61.3	6.9	60.31	61.5
02/15/2017 01:20	5.8	60.37	63.4	5.8	60.38	63.1	5.8	60.38	61.1	6.9	60.12	61.4
02/15/2017 01:30	5.8	60.19	63.3	5.8	60.19	62.9	5.8	60.20	61.0	6.9	59.93	61.2
02/15/2017 01:40	5.8	60.01	63.1	5.8	60.00	62.7	5.8	60.02	60.8	6.9	59.74	61.0
02/15/2017 01:50	5.9	59.80	62.9	5.8	59.80	62.6	5.8	59.83	60.6	6.9	59.57	60.8
02/15/2017 02:00	5.9	59.62	62.7	5.8	59.65	62.5	5.8	59.66	60.5	6.9	59.38	60.6
02/15/2017 02:10	5.9	59.44	62.6	5.8	59.44	62.3	5.8	59.47	60.3	6.9	59.20	60.5
02/15/2017 02:20	5.8	59.23	62.4	5.8	59.26	62.1	5.8	59.28	60.1	6.9	59.00	60.3
02/15/2017 02:30	5.9	59.02	62.3	5.8	59.05	62.0	5.8	59.07	59.9	6.9	58.78	60.1
02/15/2017 02:40	5.9	58.81	62.1	5.8	58.83	61.8	5.8	58.85	59.8	6.9	58.58	59.9
02/15/2017 02:50	5.9	58.59	61.9	5.9	58.63	61.7	5.8	58.66	59.5	6.9	58.35	59.8
02/15/2017 03:00	5.9	58.39	61.8	5.9	58.43	61.5	5.8	58.45	59.3	6.9	58.16	59.5

Date/Time	HW13i F	HW13i T	HW13o	HW14i F	HW14i T	HW14o	HW15i F	HW15i T	HW15o	HW16i F	HW16i T	HW16o
02/15/2017 03:10	5.9	58.19	61.6	5.9	58.21	61.3	5.8	58.22	59.2	6.9	57.93	59.2
02/15/2017 03:20	5.9	57.95	61.4	5.8	58.00	61.1	5.8	58.01	59.0	6.9	57.73	59.1
02/15/2017 03:30	5.9	57.73	61.2	5.9	57.78	60.9	5.8	57.80	58.7	6.9	57.50	58.9
02/15/2017 03:40	5.9	57.50	61.0	5.9	57.58	60.6	5.8	57.58	58.5	6.9	57.28	58.7
02/15/2017 03:50	5.9	57.30	60.8	5.9	57.35	60.6	5.8	57.37	58.3	6.9	57.07	58.4
02/15/2017 04:00	5.9	57.09	60.6	5.9	57.14	60.4	5.8	57.13	58.1	6.9	56.87	58.2
02/15/2017 04:10	5.9	56.85	60.5	5.9	56.92	60.2	5.8	56.90	57.9	6.9	56.63	58.0
02/15/2017 04:20	5.9	56.64	60.3	5.9	56.72	60.0	5.8	56.69	57.7	6.9	56.42	57.9
02/15/2017 04:30	5.9	56.46	60.2	5.9	56.53	59.8	5.8	56.51	57.5	6.9	56.24	57.7
02/15/2017 04:40	5.9	56.26	59.9	5.9	56.35	59.6	5.8	56.30	57.3	6.9	56.04	57.5
02/15/2017 04:50	5.9	56.10	59.8	5.9	56.15	59.4	5.8	56.14	57.2	6.9	55.86	57.3
02/15/2017 05:00	5.9	55.89	59.6	5.9	55.95	59.3	5.8	55.92	57.0	6.9	55.63	57.1
02/15/2017 05:10	5.9	55.66	59.4	5.9	55.75	59.2	5.8	55.72	56.7	6.9	55.44	56.9
02/15/2017 05:20	5.9	55.47	59.2	5.9	55.55	59.0	5.8	55.52	56.6	6.9	55.24	56.7
02/15/2017 05:30	5.9	55.30	59.1	5.9	55.37	58.8	5.8	55.34	56.5	6.9	55.08	56.5
02/15/2017 05:40	5.9	55.09	58.9	5.9	55.15	58.6	5.8	55.14	56.3	6.9	54.85	56.3
02/15/2017 05:50	5.9	54.88	58.7	5.9	54.96	58.4	5.8	54.95	56.0	6.9	54.65	56.1
02/15/2017 06:00	5.9	54.69	58.6	5.9	54.76	58.2	5.8	54.76	55.9	6.9	54.44	56.0
02/15/2017 06:10	5.9	54.48	58.4	5.9	54.55	58.1	5.8	54.55	55.7	6.9	54.23	55.8
02/15/2017 06:20	5.9	54.29	58.2	5.9	54.36	57.9	5.8	54.35	55.5	6.9	54.05	55.7
02/15/2017 06:30	5.9	54.12	58.1	5.9	54.18	57.7	5.8	54.18	55.4	6.9	53.87	55.3
02/15/2017 06:40	5.9	53.94	57.9	5.9	53.99	57.6	5.8	53.99	55.2	6.9	53.66	55.1
02/15/2017 06:50	5.9	53.77	57.7	5.9	53.82	57.4	5.8	53.83	55.0	6.9	53.49	55.0
02/15/2017 07:00	5.9	53.55	57.5	5.9	53.64	57.2	5.8	53.63	54.7	6.9	53.30	54.9
02/15/2017 07:10	5.9	53.37	57.4	5.9	53.43	57.1	5.8	53.44	54.6	6.9	53.13	54.7
02/15/2017 07:20	5.9	53.20	57.2	5.9	53.27	56.9	5.8	53.27	54.4	6.9	52.95	54.5
02/15/2017 07:30	5.9	53.06	57.1	5.9	53.12	56.7	5.8	53.13	54.3	6.9	52.80	54.3
02/15/2017 07:40	5.9	52.92	56.9	5.9	53.00	56.6	5.8	52.99	54.2	6.9	52.66	54.1
02/15/2017 07:50	5.9	52.82	56.8	5.9	52.86	56.5	5.8	52.87	54.0	6.9	52.56	54.1
02/15/2017 08:00	5.9	52.75	56.8	5.9	52.79	56.4	5.8	52.80	53.9	6.9	52.48	54.0
02/15/2017 08:10	5.9	52.64	56.6	5.9	52.71	56.3	5.8	52.70	53.8	6.9	52.41	53.9
02/15/2017 08:20	5.9	52.64	56.5	5.9	52.65	56.2	5.8	52.64	53.8	6.9	52.42	53.8
02/15/2017 08:30	5.9	52.63	56.5	5.9	52.62	56.1	5.9	52.63	53.7	6.9	52.42	53.8
02/15/2017 08:40	5.9	52.66	56.3	5.9	52.66	56.0	5.8	52.68	53.7	6.9	52.45	53.8
02/15/2017 08:50	5.9	52.72	56.4	5.9	52.72	56.1	5.8	52.73	53.8	6.9	52.49	53.8
02/15/2017 09:00	5.9	52.72	56.4	5.9	52.72	56.1	5.8	52.74	53.7	6.9	52.51	53.8
02/15/2017 09:10	5.9	52.80	56.3	5.9	52.73	56.0	5.8	52.82	53.7	6.9	52.55	53.9
02/15/2017 09:20	5.9	52.87	56.4	5.9	52.81	56.2	5.8	52.88	53.8	6.9	52.63	53.9
02/15/2017 09:30	5.9	52.92	56.4	5.9	52.90	56.2	5.8	52.92	53.8	6.9	52.69	53.9
02/15/2017 09:40	5.9	52.99	56.4	5.9	52.98	56.2	5.8	52.98	53.9	6.9	52.76	54.0
02/15/2017 09:50	5.9	53.16	56.5	5.9	53.07	56.2	5.8	53.13	53.9	6.9	52.94	54.1
02/15/2017 10:00	5.9	53.30	56.5	5.9	53.20	56.3	5.8	53.24	54.0	6.9	53.09	54.1
02/15/2017 10:10	5.9	53.49	56.6	5.9	53.36	56.4	5.8	53.42	54.2	6.9	53.27	54.3
02/15/2017 10:20	5.9	53.69	56.8	5.9	53.56	56.6	5.8	53.62	54.4	6.9	53.48	54.4
02/15/2017 10:30	5.9	53.80	56.9	5.9	53.69	56.6	5.8	53.70	54.5	6.9	53.57	54.6
02/15/2017 10:40	5.9	53.98	57.0	5.9	53.86	56.8	5.8	53.90	54.7	6.9	53.77	54.8
02/15/2017 10:50	5.9	54.13	57.1	5.9	54.00	56.9	5.8	54.04	54.8	6.9	53.94	54.9
02/15/2017 11:00	5.9	54.37	57.2	5.9	54.21	57.0	5.8	54.26	55.0	6.9	54.16	55.1
02/15/2017 11:10	5.9	54.52	57.3	5.9	54.35	57.2	5.8	54.42	55.2	6.9	54.33	55.3
02/15/2017 11:20	5.9	54.77	57.5	5.9	54.59	57.3	5.8	54.67	55.3	6.9	54.59	55.4
02/15/2017 11:30	5.9	54.99	57.6	5.9	54.83	57.5	5.8	54.88	55.5	6.9	54.81	55.6
02/15/2017 11:40	5.9	55.19	57.8	5.9	55.02	57.6	5.8	55.09	55.7	6.9	55.03	55.8
02/15/2017 11:50	5.9	55.39	58.0	5.9	55.22	57.8	5.8	55.28	55.9	6.9	55.22	56.1
02/15/2017 12:00	5.9	55.60	58.2	5.9	55.41	58.0	5.8	55.48	56.1	6.9	55.45	56.2
02/15/2017 12:10	5.9	55.87	58.3	5.9	55.67	58.2	5.8	55.70	56.3	6.9	55.70	56.5

Date/Time	HW13i F	HW13i T	HW13o	HW14i F	HW14i T	HW14o	HW15i F	HW15i T	HW15o	HW16i F	HW16i T	HW16o
02/15/2017 12:20	5.9	56.07	58.6	5.9	55.87	58.3	5.8	55.91	56.5	6.9	55.91	56.6
02/15/2017 12:30	5.9	56.30	58.7	5.9	56.06	58.5	5.8	56.12	56.7	6.8	56.13	56.9
02/15/2017 12:40	5.9	56.52	58.9	5.9	56.27	58.7	5.8	56.31	56.8	6.8	56.38	57.0
02/15/2017 12:50	5.9	56.80	59.1	5.9	56.59	58.8	5.8	56.63	57.1	6.8	56.65	57.2
02/15/2017 13:00	5.9	56.97	59.2	5.9	56.79	59.1	5.8	56.86	57.3	6.8	56.86	57.4
02/15/2017 13:10	5.9	57.14	59.4	5.9	56.96	59.3	5.8	57.00	57.5	6.8	57.00	57.6
02/15/2017 13:20	5.9	57.37	59.6	5.9	57.17	59.4	5.8	57.26	57.7	6.8	57.22	57.8
02/15/2017 13:30	5.9	57.58	59.7	5.9	57.37	59.6	5.8	57.46	57.9	6.8	57.45	58.0
02/15/2017 13:40	5.9	57.83	59.9	5.9	57.65	59.7	5.8	57.72	58.1	6.8	57.69	58.2
02/15/2017 13:50	5.9	58.04	60.1	5.8	57.82	59.9	5.8	57.91	58.3	6.8	57.90	58.4
02/15/2017 14:00	5.9	58.25	60.3	5.8	58.02	60.1	5.8	58.08	58.5	6.8	58.07	58.6
02/15/2017 14:10	5.8	58.44	60.4	5.8	58.23	60.3	5.8	58.29	58.7	6.8	58.26	58.8
02/15/2017 14:20	5.9	58.61	60.6	5.8	58.41	60.5	5.8	58.48	58.9	6.8	58.48	59.0
02/15/2017 14:30	5.8	58.83	60.7	5.8	58.62	60.6	5.8	58.71	59.0	6.8	58.68	59.2
02/15/2017 14:40	5.9	59.01	60.9	5.8	58.78	60.8	5.8	58.88	59.2	6.8	58.87	59.4
02/15/2017 14:50	5.8	59.20	61.1	5.8	58.98	61.0	5.8	59.03	59.4	6.8	59.03	59.6
02/15/2017 15:00	5.8	59.39	61.2	5.8	59.16	61.1	5.8	59.23	59.6	6.8	59.21	59.8
02/15/2017 15:10	5.9	59.56	61.4	5.8	59.33	61.3	5.8	59.40	59.7	6.8	59.41	60.0
02/15/2017 15:20	5.9	59.74	61.6	5.8	59.53	61.4	5.8	59.58	59.9	6.8	59.56	60.0
02/15/2017 15:30	5.8	59.87	61.7	5.8	59.68	61.5	5.8	59.74	60.1	6.8	59.72	60.2
02/15/2017 15:40	5.8	60.01	61.9	5.8	59.79	61.7	5.8	59.86	60.2	6.8	59.85	60.5
02/15/2017 15:50	5.8	60.15	62.0	5.8	59.94	61.8	5.8	59.97	60.3	6.8	59.96	60.5
02/15/2017 16:00	5.8	60.23	62.2	5.8	60.03	61.9	5.8	60.07	60.5	6.8	60.07	60.6
02/15/2017 16:10	5.8	60.35	62.2	5.8	60.11	62.0	5.8	60.16	60.6	6.8	60.16	60.7
02/15/2017 16:20	5.8	60.42	62.4	5.8	60.21	62.1	5.8	60.24	60.6	6.8	60.23	60.8
02/15/2017 16:30	5.8	60.48	62.4	5.8	60.27	62.2	5.8	60.32	60.7	6.8	60.25	60.9
02/15/2017 16:40	5.8	60.52	62.5	5.8	60.33	62.3	5.8	60.40	60.8	6.8	60.33	61.0
02/15/2017 16:50	5.8	60.52	62.6	5.8	60.41	62.3	5.8	60.42	60.8	6.8	60.34	61.0
02/15/2017 17:00	5.8	60.53	62.6	5.8	60.42	62.4	5.8	60.42	60.8	6.8	60.34	61.0
02/15/2017 17:10	5.8	60.52	62.6	5.8	60.42	62.4	5.8	60.42	60.8	6.8	60.33	61.0
02/15/2017 17:20	5.8	60.52	62.7	5.8	60.41	62.4	5.8	60.42	60.9	6.8	60.29	61.0
02/15/2017 17:30	5.8	60.42	62.7	5.8	60.33	62.5	5.8	60.34	60.9	6.8	60.22	61.0
02/15/2017 17:40	5.8	60.27	62.6	5.8	60.23	62.4	5.8	60.24	60.8	6.8	60.06	60.9
02/15/2017 17:50	5.8	60.15	62.6	5.8	60.08	62.4	5.8	60.14	60.6	6.8	59.88	60.8
02/15/2017 18:00	5.8	59.97	62.5	5.8	59.96	62.4	5.8	59.97	60.6	6.8	59.73	60.7
02/15/2017 18:10	5.8	59.84	62.5	5.8	59.81	62.2	5.8	59.86	60.5	6.8	59.60	60.6
02/15/2017 18:20	5.8	59.72	62.4	5.8	59.71	62.1	5.8	59.74	60.3	6.8	59.47	60.5
02/15/2017 18:30	5.8	59.59	62.3	5.8	59.58	62.0	5.8	59.61	60.2	6.8	59.35	60.3
02/15/2017 18:40	5.8	59.48	62.2	5.8	59.45	61.9	5.8	59.48	60.1	6.7	59.23	60.3
02/15/2017 18:50	6.0	59.35	62.1	5.9	59.32	61.8	5.9	59.36	60.0	6.0	59.09	60.2
02/15/2017 19:00	5.9	59.26	62.0	5.9	59.26	61.7	5.8	59.29	59.9	5.9	58.99	60.1
02/15/2017 19:10	5.9	59.33	61.9	5.9	59.32	61.6	5.8	59.33	59.9	5.9	59.04	60.2
02/15/2017 19:20	5.9	59.23	61.8	5.9	59.23	61.6	5.8	59.25	59.9	5.9	58.95	60.1
02/15/2017 19:30	5.9	59.16	61.8	5.9	59.15	61.6	5.8	59.17	59.8	5.9	58.90	60.1
02/15/2017 19:40	5.9	59.06	61.8	5.9	59.04	61.5	5.8	59.07	59.7	5.9	58.79	60.0
02/15/2017 19:50	5.9	58.90	61.7	5.9	58.91	61.5	5.8	58.93	59.6	5.9	58.66	59.8
02/15/2017 20:00	5.9	58.80	61.6	5.9	58.78	61.4	5.8	58.85	59.5	5.9	58.58	59.7
02/15/2017 20:10	5.9	58.72	61.5	5.9	58.72	61.3	5.8	58.74	59.4	5.9	58.47	59.7
02/15/2017 20:20	5.9	58.59	61.4	5.9	58.60	61.2	5.8	58.63	59.3	5.9	58.34	59.6
02/15/2017 20:30	5.9	58.52	61.3	5.9	58.50	61.2	5.8	58.55	59.2	5.9	58.24	59.4
02/15/2017 20:40	5.9	58.33	61.2	5.9	58.33	61.1	5.8	58.33	59.1	5.9	58.08	59.4
02/15/2017 20:50	5.9	58.17	61.1	5.9	58.16	61.0	5.8	58.19	59.0	5.9	57.88	59.3
02/15/2017 21:00	5.9	58.01	61.0	5.9	58.00	60.8	5.8	58.03	58.8	5.9	57.76	59.1
02/15/2017 21:10	5.9	57.84	60.9	5.9	57.84	60.7	5.8	57.86	58.6	5.9	57.57	58.8
02/15/2017 21:20	5.9	57.67	60.7	5.9	57.69	60.5	5.8	57.69	58.5	5.9	57.41	58.7

Date/Time	HW13i F	HW13i T	HW13o	HW14i F	HW14i T	HW14o	HW15i F	HW15i T	HW15o	HW16i F	HW16i T	HW16o
02/15/2017 21:30	5.9	57.48	60.7	5.9	57.49	60.4	5.8	57.52	58.4	5.9	57.22	58.6
02/15/2017 21:40	5.9	57.29	60.5	5.9	57.31	60.3	5.8	57.33	58.2	5.9	57.04	58.4
02/15/2017 21:50	5.9	57.14	60.3	5.9	57.16	60.1	5.8	57.16	58.0	5.9	56.89	58.3
02/15/2017 22:00	5.9	56.98	60.1	5.9	56.98	60.0	5.8	56.97	57.9	5.9	56.71	58.2
02/15/2017 22:10	5.9	56.84	60.1	5.9	56.85	59.8	5.8	56.85	57.7	5.9	56.61	57.9
02/15/2017 22:20	5.9	56.72	59.9	5.9	56.72	59.7	5.8	56.70	57.6	5.9	56.46	57.9
02/15/2017 22:30	5.9	56.50	59.8	5.9	56.51	59.6	5.8	56.51	57.4	5.9	56.24	57.6
02/15/2017 22:40	5.9	56.27	59.6	5.9	56.28	59.5	5.8	56.27	57.3	5.9	55.99	57.5
02/15/2017 22:50	5.9	56.15	59.5	5.9	56.16	59.3	5.8	56.16	57.0	5.9	55.89	57.3
02/15/2017 23:00	5.9	55.98	59.4	5.9	56.01	59.1	5.8	55.99	57.0	5.9	55.71	57.1
02/15/2017 23:10	5.9	55.78	59.2	5.9	55.79	58.9	5.8	55.78	56.8	5.9	55.49	56.9
02/15/2017 23:20	5.9	55.57	59.1	5.9	55.63	58.8	5.8	55.61	56.6	5.9	55.32	56.7
02/15/2017 23:30	6.0	55.37	59.0	5.9	55.41	58.7	5.8	55.40	56.5	5.9	55.12	56.6
02/15/2017 23:40	5.9	55.19	58.7	5.9	55.24	58.6	5.8	55.22	56.2	5.9	54.95	56.4
02/15/2017 23:50	5.9	55.02	58.6	5.9	55.05	58.4	5.8	55.06	56.1	5.9	54.76	56.2
02/16/2017 00:00	6.0	54.82	58.4	5.9	54.85	58.1	5.8	54.87	55.9	5.9	54.54	56.0
02/16/2017 00:10	6.0	54.66	58.2	5.9	54.69	58.0	5.8	54.68	55.7	5.9	54.37	56.0
02/16/2017 00:20	6.0	54.50	58.1	5.9	54.53	57.8	5.8	54.53	55.6	5.9	54.21	55.8
02/16/2017 00:30	6.0	54.34	58.0	5.9	54.38	57.7	5.8	54.38	55.4	5.9	54.06	55.6
02/16/2017 00:40	6.0	54.16	57.9	5.9	54.20	57.5	5.8	54.19	55.3	5.9	53.86	55.5
02/16/2017 00:50	6.0	54.08	57.8	5.9	54.09	57.4	5.8	54.09	55.1	5.9	53.77	55.3
02/16/2017 01:00	6.0	53.96	57.6	5.9	53.99	57.3	5.8	53.97	55.0	5.9	53.66	55.1
02/16/2017 01:10	6.0	53.92	57.5	5.9	53.92	57.2	5.8	53.92	54.9	5.9	53.58	55.0
02/16/2017 01:20	6.0	53.80	57.4	5.9	53.81	57.1	5.8	53.81	54.8	5.9	53.50	55.0
02/16/2017 01:30	6.0	53.58	57.3	5.9	53.65	57.0	5.8	53.64	54.7	5.9	53.31	54.7
02/16/2017 01:40	6.0	53.52	57.2	5.9	53.52	56.9	5.8	53.54	54.6	5.9	53.23	54.7
02/16/2017 01:50	6.0	53.36	57.0	5.9	53.39	56.8	5.8	53.40	54.4	5.9	53.08	54.7
02/16/2017 02:00	6.0	53.24	56.9	5.9	53.29	56.7	5.8	53.29	54.3	5.9	52.95	54.5
02/16/2017 02:10	6.0	53.07	56.8	5.9	53.11	56.5	5.8	53.11	54.2	5.9	52.79	54.4
02/16/2017 02:20	6.0	52.97	56.7	5.9	53.01	56.5	5.8	52.99	54.0	5.9	52.67	54.3
02/16/2017 02:30	6.0	52.84	56.6	5.9	52.85	56.3	5.8	52.86	53.9	5.9	52.55	54.2
02/16/2017 02:40	6.0	52.72	56.5	5.9	52.75	56.2	5.8	52.76	53.8	5.9	52.44	54.0
02/16/2017 02:50	6.0	52.63	56.3	5.9	52.66	56.1	5.8	52.64	53.7	5.9	52.33	53.9
02/16/2017 03:00	6.0	52.53	56.2	5.9	52.55	56.0	5.8	52.58	53.6	5.9	52.24	53.8
02/16/2017 03:10	6.0	52.42	56.1	5.9	52.46	55.9	5.8	52.48	53.5	5.9	52.15	53.7
02/16/2017 03:20	6.0	52.36	56.0	5.9	52.42	55.7	5.8	52.40	53.5	5.9	52.07	53.6
02/16/2017 03:30	6.0	52.29	56.0	5.9	52.37	55.7	5.8	52.33	53.4	5.9	51.99	53.5
02/16/2017 03:40	6.0	52.22	55.8	5.9	52.27	55.7	5.8	52.27	53.3	5.9	51.92	53.5
02/16/2017 03:50	6.0	52.13	55.8	5.9	52.18	55.6	5.8	52.20	53.2	5.9	51.83	53.4
02/16/2017 04:00	6.0	52.06	55.8	5.9	52.10	55.5	5.8	52.13	53.2	5.9	51.75	53.3
02/16/2017 04:10	6.0	51.98	55.7	5.9	52.05	55.5	5.8	52.05	53.1	5.9	51.69	53.3
02/16/2017 04:20	6.0	51.98	55.6	5.9	52.02	55.4	5.8	52.02	53.0	5.9	51.72	53.2
02/16/2017 04:30	6.0	51.88	55.6	5.9	51.95	55.4	5.8	51.94	53.0	5.9	51.59	53.2
02/16/2017 04:40	6.0	51.78	55.5	5.9	51.84	55.3	5.8	51.84	52.9	5.9	51.52	53.1
02/16/2017 04:50	6.0	51.77	55.4	5.9	51.81	55.2	5.8	51.83	52.8	5.9	51.52	53.0
02/16/2017 05:00	6.0	51.66	55.4	5.9	51.73	55.2	5.8	51.73	52.8	5.9	51.42	53.0
02/16/2017 05:10	6.0	51.64	55.3	5.9	51.73	55.1	5.8	51.72	52.7	5.9	51.42	53.0
02/16/2017 05:20	6.0	51.55	55.3	5.9	51.60	55.1	5.8	51.60	52.7	5.9	51.28	52.8
02/16/2017 05:30	6.0	51.52	55.2	5.9	51.57	55.0	5.8	51.58	52.6	5.9	51.23	52.8
02/16/2017 05:40	6.0	51.44	55.1	5.9	51.47	54.9	5.8	51.48	52.5	5.9	51.18	52.7
02/16/2017 05:50	6.0	51.26	55.1	5.9	51.31	54.9	5.8	51.32	52.5	5.9	50.98	52.7
02/16/2017 06:00	6.0	51.20	55.0	5.9	51.28	54.7	5.9	51.28	52.3	5.9	50.92	52.5
02/16/2017 06:10	6.0	51.06	54.9	5.9	51.14	54.7	5.8	51.15	52.2	5.9	50.78	52.4
02/16/2017 06:20	6.0	50.95	54.8	5.9	51.03	54.5	5.9	51.04	52.1	5.9	50.68	52.3
02/16/2017 06:30	6.0	50.89	54.7	5.9	50.98	54.5	5.9	50.97	52.1	5.9	50.63	52.2

Date/Time	HW13i F	HW13i T	HW13o	HW14i F	HW14i T	HW14o	HW15i F	HW15i T	HW15o	HW16i F	HW16i T	HW16o
02/16/2017 06:40	6.0	50.83	54.6	5.9	50.90	54.4	5.8	50.91	52.0	5.9	50.59	52.2
02/16/2017 06:50	6.0	50.75	54.6	5.9	50.82	54.3	5.9	50.83	51.9	5.9	50.51	52.1
02/16/2017 07:00	6.0	50.85	54.5	5.9	50.92	54.3	5.9	50.92	51.8	5.9	50.61	52.0
02/16/2017 07:10	6.0	50.98	54.5	5.9	51.07	54.3	5.9	51.07	51.9	5.9	50.77	52.1
02/16/2017 07:20	6.0	51.05	54.5	5.9	51.13	54.3	5.8	51.13	52.1	5.9	50.83	52.2
02/16/2017 07:30	6.0	51.17	54.6	5.9	51.24	54.4	5.9	51.26	52.1	5.9	50.93	52.3
02/16/2017 07:40	6.0	51.29	54.7	5.9	51.37	54.4	5.8	51.36	52.2	5.9	51.05	52.3
02/16/2017 07:50	6.0	51.42	54.7	5.9	51.45	54.6	5.9	51.48	52.3	5.9	51.19	52.5
02/16/2017 08:00	6.0	51.55	54.8	5.9	51.59	54.6	5.8	51.60	52.4	5.9	51.31	52.6
02/16/2017 08:10	6.0	51.66	54.9	5.9	51.71	54.6	5.8	51.73	52.6	5.9	51.45	52.7
02/16/2017 08:20	6.0	51.88	55.0	5.9	51.86	54.7	5.8	51.89	52.6	5.9	51.62	52.8
02/16/2017 08:30	6.0	52.12	55.1	5.9	52.04	54.9	5.8	52.09	52.8	5.9	51.88	53.0
02/16/2017 08:40	6.0	52.42	55.3	5.9	52.34	55.1	5.8	52.39	53.0	5.9	52.19	53.2
02/16/2017 08:50	6.0	52.71	55.5	5.9	52.62	55.3	5.8	52.68	53.3	5.9	52.48	53.5
02/16/2017 09:00	6.0	53.06	55.6	5.9	52.96	55.5	5.8	53.01	53.5	5.9	52.83	53.7
02/16/2017 09:10	6.0	53.42	55.9	5.9	53.31	55.8	5.8	53.35	53.8	5.9	53.19	54.0
02/16/2017 09:20	6.0	53.81	56.1	5.9	53.68	56.1	5.8	53.74	54.2	5.9	53.58	54.4
02/16/2017 09:30	6.0	54.21	56.5	5.9	54.08	56.3	5.8	54.12	54.5	5.9	53.98	54.8
02/16/2017 09:40	6.0	54.61	56.8	5.9	54.47	56.6	5.8	54.53	54.9	5.9	54.38	55.1
02/16/2017 09:50	5.9	55.05	57.1	5.9	54.90	56.9	5.8	54.96	55.3	5.9	54.86	55.6
02/16/2017 10:00	5.9	55.54	57.4	5.9	55.38	57.4	5.8	55.42	55.7	5.9	55.34	56.0
02/16/2017 10:10	5.9	55.99	57.8	5.9	55.83	57.7	5.8	55.84	56.1	5.9	55.78	56.3
02/16/2017 10:20	5.9	56.51	58.1	5.9	56.33	58.0	5.8	56.37	56.5	5.8	56.33	56.6
02/16/2017 10:30	5.9	57.08	58.5	5.9	56.91	58.3	5.8	56.94	57.1	5.8	56.90	57.2
02/16/2017 10:40	5.9	57.59	59.0	5.9	57.41	58.9	5.8	57.48	57.5	5.8	57.38	57.8
02/16/2017 10:50	5.9	58.16	59.4	5.9	57.94	59.3	5.8	58.01	57.9	5.8	57.97	58.3
02/16/2017 11:00	5.9	58.70	59.9	5.9	58.46	59.8	5.8	58.53	58.4	5.8	58.52	58.8
02/16/2017 11:10	5.9	59.35	60.3	5.9	59.05	60.2	5.8	59.13	59.1	5.8	59.17	59.2
02/16/2017 11:20	5.9	59.90	60.8	5.8	59.60	60.7	5.8	59.70	59.6	5.8	59.70	59.8
02/16/2017 11:30	5.9	60.51	61.2	5.8	60.20	61.2	5.8	60.28	60.2	5.8	60.34	60.4
02/16/2017 11:40	5.9	61.12	61.7	5.8	60.79	61.6	5.8	60.87	60.7	5.8	60.91	61.0
02/16/2017 11:50	5.9	61.73	62.2	5.8	61.41	62.1	5.8	61.49	61.2	5.8	61.54	61.5
02/16/2017 12:00	5.9	62.34	62.7	5.8	61.99	62.7	5.8	62.08	61.8	5.8	62.12	62.1
02/16/2017 12:10	5.9	62.74	63.2	5.8	62.46	63.2	5.8	62.52	62.2	5.8	62.52	62.5
02/16/2017 12:20	5.9	63.33	63.7	5.8	62.98	63.6	5.8	63.05	62.6	5.8	63.11	63.0
02/16/2017 12:30	5.9	63.88	64.2	5.8	63.50	64.1	5.8	63.56	63.3	5.8	63.66	63.5
02/16/2017 12:40	5.9	64.41	64.6	5.8	64.05	64.6	5.8	64.12	63.8	5.8	64.20	64.0
02/16/2017 12:50	5.9	64.94	65.0	5.8	64.58	65.1	5.8	64.65	64.3	5.8	64.77	64.5
02/16/2017 13:00	5.9	65.47	65.5	5.8	65.10	65.5	5.8	65.16	64.8	5.8	65.29	65.1
02/16/2017 13:10	5.9	65.95	65.9	5.8	65.64	66.0	5.8	65.67	65.2	5.8	65.78	65.6
02/16/2017 13:20	5.9	66.40	66.4	5.8	66.07	66.4	5.8	66.11	65.7	5.8	66.19	66.0
02/16/2017 13:30	5.9	66.90	66.8	5.8	66.53	66.8	5.8	66.58	66.1	5.8	66.71	66.4
02/16/2017 13:40	5.9	67.38	67.2	5.8	67.00	67.2	5.8	67.05	66.6	5.8	67.19	66.9
02/16/2017 13:50	5.9	67.86	67.7	5.8	67.48	67.6	5.8	67.56	67.0	5.8	67.69	67.4
02/16/2017 14:00	5.9	68.37	68.1	5.8	67.97	68.1	5.8	68.03	67.6	5.7	68.18	67.8
02/16/2017 14:10	5.9	68.80	68.5	5.8	68.40	68.5	5.8	68.46	67.9	5.7	68.61	68.3
02/16/2017 14:20	5.9	69.29	68.9	5.8	68.83	68.8	5.8	68.92	68.3	5.8	69.10	68.7
02/16/2017 14:30	5.9	69.72	69.3	5.8	69.28	69.3	5.8	69.36	68.8	5.8	69.53	69.2
02/16/2017 14:40	5.8	70.13	69.7	5.8	69.68	69.6	5.8	69.73	69.1	5.7	69.94	69.5
02/16/2017 14:50	5.9	70.53	70.1	5.8	70.11	70.0	5.8	70.19	69.6	5.7	70.34	70.0
02/16/2017 15:00	5.9	70.87	70.4	5.8	70.45	70.4	5.8	70.51	69.9	5.7	70.66	70.3
02/16/2017 15:10	5.8	71.24	70.8	5.8	70.81	70.7	5.8	70.88	70.3	5.7	71.05	70.6
02/16/2017 15:20	5.8	71.57	71.1	5.8	71.14	71.0	5.8	71.22	70.7	5.7	71.36	71.0
02/16/2017 15:30	5.9	71.92	71.4	5.8	71.46	71.4	5.8	71.52	71.0	5.7	71.68	71.3
02/16/2017 15:40	5.8	72.25	71.7	5.8	71.79	71.7	5.8	71.86	71.3	5.7	72.00	71.7

Date/Time	HW13i F	HW13i T	HW13o	HW14i F	HW14i T	HW14o	HW15i F	HW15i T	HW15o	HW16i F	HW16i T	HW16o
02/16/2017 15:50	5.8	72.52	72.1	5.8	72.08	72.0	5.8	72.14	71.6	5.8	72.29	71.9
02/16/2017 16:00	5.8	72.78	72.3	5.8	72.36	72.2	5.8	72.41	71.9	5.7	72.54	72.2
02/16/2017 16:10	5.8	72.95	72.6	5.8	72.55	72.5	5.8	72.62	72.1	5.7	72.72	72.4
02/16/2017 16:20	5.8	73.12	72.8	5.8	72.78	72.7	5.8	72.80	72.3	5.7	72.90	72.6
02/16/2017 16:30	5.8	73.22	73.0	5.8	72.88	72.9	5.8	72.94	72.5	5.7	73.00	72.8
02/16/2017 16:40	5.8	73.32	73.1	5.8	73.00	73.0	5.8	73.02	72.6	5.7	73.03	72.9
02/16/2017 16:50	5.8	73.34	73.3	5.8	73.03	73.2	5.8	73.04	72.6	5.7	73.05	73.0
02/16/2017 17:00	5.8	73.48	73.4	5.8	73.11	73.3	5.8	73.15	72.8	5.7	73.22	73.1
02/16/2017 17:10	5.8	73.58	73.5	5.8	73.20	73.4	5.8	73.29	72.9	5.7	73.33	73.3
02/16/2017 17:20	5.8	73.63	73.6	5.8	73.31	73.5	5.8	73.33	72.9	5.7	73.37	73.3
02/16/2017 17:30	5.8	73.65	73.7	5.8	73.33	73.6	5.8	73.35	73.1	5.7	73.42	73.4
02/16/2017 17:40	5.8	73.67	73.8	5.8	73.33	73.6	5.8	73.40	73.1	5.7	73.38	73.4
02/16/2017 17:50	5.8	73.56	73.8	5.8	73.29	73.7	5.8	73.31	73.1	5.7	73.29	73.4
02/16/2017 18:00	5.8	73.42	73.8	5.8	73.13	73.7	5.8	73.20	73.0	5.7	73.13	73.3
02/16/2017 18:10	5.8	73.30	73.8	5.8	73.05	73.6	5.8	73.06	73.0	5.7	73.02	73.2
02/16/2017 18:20	5.8	73.16	73.7	5.8	72.95	73.6	5.8	72.98	72.9	5.7	72.93	73.2
02/16/2017 18:30	5.8	73.09	73.6	5.8	72.83	73.5	5.8	72.88	72.8	5.7	72.80	73.1
02/16/2017 18:40	5.8	73.05	73.6	5.8	72.80	73.5	5.8	72.82	72.7	5.7	72.75	73.0
02/16/2017 18:50	5.8	72.88	73.5	5.8	72.66	73.4	5.8	72.67	72.6	5.7	72.62	72.9
02/16/2017 19:00	5.8	72.78	73.5	5.8	72.51	73.3	5.8	72.57	72.5	5.7	72.47	72.8
02/16/2017 19:10	5.8	72.62	73.4	5.8	72.40	73.3	5.8	72.42	72.5	5.7	72.31	72.7
02/16/2017 19:20	5.8	72.53	73.3	5.8	72.32	73.2	5.8	72.33	72.3	5.7	72.22	72.6
02/16/2017 19:30	5.8	72.41	73.3	5.8	72.19	73.1	5.8	72.23	72.2	5.7	72.12	72.5
02/16/2017 19:40	5.8	72.35	73.1	5.8	72.13	73.1	5.8	72.17	72.1	5.7	72.04	72.4
02/16/2017 19:50	5.9	72.21	73.1	5.8	72.01	72.9	5.8	72.02	72.0	5.7	71.93	72.3
02/16/2017 20:00	5.8	72.08	73.1	5.8	71.86	72.8	5.8	71.90	71.9	5.7	71.78	72.2
02/16/2017 20:10	5.8	71.97	72.9	5.8	71.76	72.8	5.8	71.79	71.8	5.7	71.67	72.0
02/16/2017 20:20	5.8	71.86	72.9	5.8	71.67	72.7	5.8	71.67	71.7	5.7	71.54	72.0
02/16/2017 20:30	5.8	71.71	72.7	5.8	71.50	72.6	5.8	71.53	71.6	5.7	71.41	71.8
02/16/2017 20:40	5.9	71.57	72.6	5.8	71.37	72.5	5.8	71.42	71.4	5.7	71.28	71.7
02/16/2017 20:50	5.8	71.45	72.6	5.8	71.28	72.4	5.8	71.29	71.3	5.7	71.19	71.6
02/16/2017 21:00	5.9	71.32	72.5	5.8	71.14	72.3	5.8	71.19	71.3	5.7	71.05	71.5
02/16/2017 21:10	5.8	71.19	72.3	5.8	71.01	72.2	5.8	71.05	71.1	5.7	70.91	71.4
02/16/2017 21:20	5.8	71.07	72.2	5.8	70.89	72.1	5.8	70.91	71.0	5.7	70.79	71.3
02/16/2017 21:30	5.8	70.93	72.2	5.8	70.75	72.0	5.8	70.80	70.8	5.7	70.64	71.1
02/16/2017 21:40	5.8	70.79	72.1	5.8	70.62	71.9	5.8	70.64	70.7	5.7	70.50	71.0
02/16/2017 21:50	5.8	70.65	72.0	5.8	70.48	71.8	5.8	70.50	70.6	5.7	70.37	70.9
02/16/2017 22:00	5.9	70.47	71.9	5.8	70.31	71.7	5.8	70.34	70.5	5.7	70.19	70.8
02/16/2017 22:10	5.8	70.34	71.7	5.8	70.15	71.5	5.8	70.20	70.4	5.7	70.04	70.6
02/16/2017 22:20	5.9	70.15	71.6	5.8	69.96	71.4	5.8	70.03	70.3	5.7	69.86	70.5
02/16/2017 22:30	5.8	69.97	71.5	5.8	69.81	71.3	5.8	69.84	70.1	5.7	69.70	70.3
02/16/2017 22:40	5.9	69.78	71.4	5.8	69.64	71.1	5.8	69.67	69.9	5.7	69.52	70.2
02/16/2017 22:50	5.9	69.66	71.3	5.8	69.49	71.1	5.8	69.52	69.7	5.7	69.38	70.0
02/16/2017 23:00	5.9	69.48	71.1	5.8	69.34	70.8	5.8	69.38	69.6	5.7	69.22	69.8
02/16/2017 23:10	5.9	69.42	70.9	5.8	69.26	70.8	5.8	69.30	69.5	5.7	69.13	69.7
02/16/2017 23:20	5.9	69.34	70.8	5.8	69.19	70.7	5.8	69.22	69.4	5.7	69.05	69.6
02/16/2017 23:30	5.9	69.22	70.8	5.8	69.09	70.5	5.8	69.12	69.3	5.7	68.94	69.6
02/16/2017 23:40	5.9	69.09	70.7	5.8	68.95	70.4	5.8	69.00	69.2	5.7	68.82	69.4
02/16/2017 23:50	5.9	69.01	70.6	5.8	68.87	70.4	5.8	68.89	69.1	5.7	68.73	69.3
02/17/2017 00:00	5.9	68.90	70.6	5.8	68.76	70.3	5.8	68.80	69.1	5.7	68.64	69.2
02/17/2017 00:10	5.9	68.77	70.4	5.8	68.64	70.2	5.8	68.66	69.0	5.7	68.52	69.2
02/17/2017 00:20	5.8	68.66	70.3	5.8	68.56	70.1	5.8	68.56	68.9	5.7	68.40	69.1
02/17/2017 00:30	5.9	68.58	70.2	5.8	68.43	70.0	5.8	68.50	68.7	5.7	68.32	69.0
02/17/2017 00:40	5.8	68.47	70.2	5.8	68.33	70.0	5.8	68.37	68.6	5.7	68.17	68.9
02/17/2017 00:50	5.8	68.33	70.1	5.8	68.21	69.9	5.8	68.22	68.5	5.7	68.06	68.8

Date/Time	HW13i F	HW13i T	HW13o	HW14i F	HW14i T	HW14o	HW15i F	HW15i T	HW15o	HW16i F	HW16i T	HW16o
02/17/2017 01:00	5.9	68.18	70.0	5.8	68.02	69.8	5.8	68.08	68.4	5.7	67.89	68.6
02/17/2017 01:10	5.9	67.98	69.9	5.8	67.89	69.7	5.8	67.89	68.2	5.7	67.73	68.4
02/17/2017 01:20	5.9	67.87	69.7	5.8	67.73	69.5	5.8	67.75	68.1	5.7	67.59	68.3
02/17/2017 01:30	5.9	67.78	69.6	5.8	67.67	69.4	5.8	67.70	68.0	5.7	67.50	68.2
02/17/2017 01:40	5.9	67.66	69.5	5.8	67.57	69.3	5.8	67.57	67.9	5.7	67.41	68.1
02/17/2017 01:50	5.9	67.57	69.4	5.8	67.45	69.2	5.8	67.46	67.8	5.7	67.27	68.0
02/17/2017 02:00	5.9	67.42	69.3	5.8	67.30	69.1	5.8	67.33	67.6	5.7	67.13	67.9
02/17/2017 02:10	5.9	67.31	69.2	5.8	67.21	69.0	5.8	67.21	67.5	5.7	67.03	67.8
02/17/2017 02:20	5.9	67.16	69.2	5.8	67.05	68.9	5.8	67.05	67.4	5.7	66.87	67.6
02/17/2017 02:30	5.9	67.02	69.0	5.8	66.89	68.8	5.8	66.92	67.3	5.7	66.76	67.5
02/17/2017 02:40	5.9	66.90	68.9	5.8	66.81	68.7	5.8	66.79	67.2	5.7	66.64	67.4
02/17/2017 02:50	5.9	66.77	68.8	5.8	66.67	68.6	5.8	66.70	67.1	5.7	66.50	67.3
02/17/2017 03:00	5.9	66.66	68.7	5.8	66.56	68.4	5.8	66.56	67.0	5.7	66.38	67.2
02/17/2017 03:10	5.9	66.55	68.6	5.8	66.46	68.4	5.8	66.45	66.9	5.7	66.28	67.1
02/17/2017 03:20	5.9	66.40	68.5	5.8	66.31	68.2	5.8	66.31	66.7	5.7	66.12	66.9
02/17/2017 03:30	5.9	66.28	68.4	5.8	66.17	68.2	5.8	66.17	66.6	5.7	66.00	66.8
02/17/2017 03:40	5.9	66.17	68.3	5.8	66.07	68.0	5.8	66.06	66.5	5.7	65.88	66.7
02/17/2017 03:50	5.9	66.02	68.1	5.8	65.92	67.9	5.8	65.94	66.4	5.7	65.75	66.6
02/17/2017 04:00	5.9	65.91	68.1	5.8	65.82	67.8	5.8	65.81	66.2	5.7	65.64	66.4
02/17/2017 04:10	5.9	65.79	68.0	5.8	65.69	67.7	5.8	65.70	66.2	5.7	65.50	66.3
02/17/2017 04:20	5.9	65.67	67.8	5.8	65.58	67.6	5.8	65.58	66.1	5.7	65.39	66.2
02/17/2017 04:30	5.9	65.57	67.7	5.8	65.49	67.5	5.8	65.46	66.0	5.7	65.28	66.1
02/17/2017 04:40	5.9	65.43	67.6	5.8	65.34	67.4	5.8	65.35	65.9	5.7	65.14	66.0
02/17/2017 04:50	5.9	65.35	67.5	5.8	65.26	67.3	5.8	65.26	65.7	5.7	65.06	65.9
02/17/2017 05:00	5.9	65.26	67.5	5.8	65.16	67.2	5.8	65.18	65.6	5.7	64.99	65.9
02/17/2017 05:10	5.9	65.14	67.3	5.8	65.03	67.1	5.8	65.04	65.6	5.7	64.88	65.7
02/17/2017 05:20	5.9	65.04	67.3	5.8	64.94	67.0	5.8	64.96	65.5	5.7	64.75	65.6
02/17/2017 05:30	5.9	64.96	67.2	5.8	64.85	67.0	5.8	64.87	65.4	5.7	64.68	65.5
02/17/2017 05:40	5.9	64.85	67.1	5.8	64.75	66.9	5.8	64.75	65.3	5.7	64.55	65.5
02/17/2017 05:50	5.9	64.72	67.0	5.8	64.62	66.8	5.8	64.68	65.2	5.7	64.42	65.4
02/17/2017 06:00	5.9	64.58	66.9	5.8	64.50	66.7	5.8	64.52	65.1	5.7	64.30	65.3
02/17/2017 06:10	5.9	64.49	66.9	5.8	64.41	66.5	5.8	64.41	65.0	5.7	64.19	65.2
02/17/2017 06:20	5.9	64.35	66.8	5.8	64.26	66.5	5.8	64.32	64.9	5.7	64.06	65.1
02/17/2017 06:30	5.9	64.25	66.6	5.8	64.15	66.4	5.8	64.20	64.8	5.7	63.98	65.0
02/17/2017 06:40	5.9	64.19	66.5	5.8	64.09	66.3	5.8	64.09	64.6	5.7	63.89	64.9
02/17/2017 06:50	5.9	64.07	66.5	5.8	63.97	66.2	5.8	63.98	64.5	5.7	63.76	64.8
02/17/2017 07:00	5.9	63.95	66.3	5.8	63.84	66.1	5.8	63.87	64.5	5.7	63.64	64.6
02/17/2017 07:10	5.9	63.92	66.2	5.8	63.82	66.0	5.8	63.82	64.3	5.7	63.62	64.5
02/17/2017 07:20	5.9	63.85	66.1	5.8	63.76	65.9	5.8	63.74	64.3	5.7	63.55	64.5
02/17/2017 07:30	5.9	63.82	66.1	5.8	63.71	65.9	5.8	63.72	64.2	5.7	63.50	64.4
02/17/2017 07:40	5.9	63.83	66.0	5.8	63.72	65.8	5.8	63.72	64.2	5.7	63.51	64.3
02/17/2017 07:50	5.9	63.83	66.0	5.8	63.72	65.8	5.8	63.72	64.2	5.7	63.52	64.4
02/17/2017 08:00	5.9	63.88	66.0	5.8	63.74	65.8	5.8	63.74	64.2	5.7	63.58	64.4
02/17/2017 08:10	5.9	63.92	66.0	5.8	63.81	65.8	5.8	63.83	64.2	5.7	63.63	64.5
02/17/2017 08:20	5.9	64.03	66.0	5.8	63.82	65.8	5.8	63.86	64.2	5.7	63.73	64.5
02/17/2017 08:30	5.9	64.17	66.1	5.8	63.94	65.9	5.8	64.01	64.3	5.7	63.91	64.6
02/17/2017 08:40	5.9	64.33	66.1	5.8	64.12	66.0	5.8	64.18	64.5	5.7	64.08	64.7
02/17/2017 08:50	5.9	64.53	66.3	5.8	64.33	66.1	5.5	64.36	64.6	5.7	64.27	64.9
02/17/2017 09:00	5.9	64.76	66.4	5.8	64.53	66.2	5.5	64.59	64.8	5.7	64.49	65.1
02/17/2017 09:10	5.9	64.99	66.5	5.8	64.80	66.3	5.5	64.83	65.0	5.7	64.78	65.2
02/17/2017 09:20	5.9	65.23	66.8	5.8	65.02	66.6	5.5	65.06	65.3	5.7	65.01	65.5
02/17/2017 09:30	5.9	65.49	66.9	5.8	65.28	66.8	5.5	65.31	65.5	5.7	65.28	65.7
02/17/2017 09:40	5.8	65.74	67.1	5.7	65.53	67.0	5.4	65.56	65.7	5.6	65.53	65.9
02/17/2017 09:50	5.7	66.70	67.3	5.6	66.51	67.1	5.3	66.56	65.9	5.5	66.51	66.2
02/17/2017 10:00	5.7	68.39	67.8	5.6	68.17	67.6	5.3	68.23	66.9	5.5	68.20	67.3

Date/Time	HW13i F	HW13i T	HW13o	HW14i F	HW14i T	HW14o	HW15i F	HW15i T	HW15o	HW16i F	HW16i T	HW16o
02/17/2017 10:10	5.7	69.67	68.6	5.6	69.42	68.7	5.3	69.48	68.1	5.5	69.47	68.6
02/17/2017 10:20	5.7	70.74	69.6	5.6	70.47	69.7	5.3	70.53	69.4	5.5	70.54	69.8
02/17/2017 10:30	5.6	71.74	70.6	5.6	71.45	70.6	5.3	71.51	70.5	5.5	71.53	70.8
02/17/2017 10:40	5.6	72.66	71.4	5.6	72.36	71.4	5.3	72.40	71.3	5.5	72.42	71.6
02/17/2017 10:50	5.6	73.56	72.2	5.6	73.23	72.1	5.3	73.28	72.1	5.5	73.33	72.4
02/17/2017 11:00	5.6	74.37	73.0	5.6	74.04	73.0	5.3	74.10	72.9	5.5	74.14	73.3
02/17/2017 11:10	5.6	75.16	73.7	5.6	74.83	73.7	5.3	74.89	73.6	5.5	74.95	74.1
02/17/2017 11:20	5.6	75.90	74.4	5.6	75.58	74.4	5.3	75.60	74.4	5.5	75.70	74.8
02/17/2017 11:30	5.6	76.65	75.0	5.6	76.28	75.1	5.3	76.32	75.1	5.5	76.46	75.4
02/17/2017 11:40	5.6	77.39	75.7	5.6	77.02	75.8	5.3	77.08	75.8	5.5	77.19	76.2
02/17/2017 11:50	5.6	78.07	76.3	5.6	77.69	76.4	5.3	77.76	76.4	5.5	77.89	76.9
02/17/2017 12:00	5.6	78.77	76.9	5.6	78.37	77.0	5.3	78.45	77.1	5.5	78.58	77.5
02/17/2017 12:10	5.6	79.38	77.5	5.6	78.97	77.7	5.3	79.06	77.7	5.5	79.20	78.2
02/17/2017 12:20	5.6	79.92	78.1	5.6	79.53	78.3	5.3	79.61	78.3	5.5	79.71	78.7
02/17/2017 12:30	5.6	80.52	78.6	5.6	80.10	78.7	5.3	80.18	78.8	5.5	80.34	79.2
02/17/2017 12:40	5.6	81.06	79.1	5.5	80.62	79.2	5.3	80.69	79.4	5.5	80.86	79.8
02/17/2017 12:50	5.6	81.56	79.6	5.6	81.13	79.7	5.3	81.19	79.9	5.5	81.36	80.3
02/17/2017 13:00	5.6	82.08	80.1	5.6	81.59	80.1	5.3	81.67	80.4	5.5	81.85	80.8
02/17/2017 13:10	5.6	82.54	80.6	5.6	82.04	80.6	5.3	82.11	80.8	5.5	82.29	81.2
02/17/2017 13:20	5.6	82.91	81.0	5.6	82.41	81.0	5.3	82.49	81.2	5.5	82.69	81.6
02/17/2017 13:30	5.6	83.40	81.4	5.5	82.89	81.4	5.3	82.94	81.6	5.5	83.16	82.0
02/17/2017 13:40	5.6	83.71	81.8	5.6	83.20	81.8	5.3	83.27	82.1	5.5	83.46	82.5
02/17/2017 13:50	5.6	84.11	82.2	5.6	83.60	82.1	5.3	83.65	82.4	5.4	83.88	82.8
02/17/2017 14:00	5.6	84.43	82.5	5.6	83.89	82.5	5.3	83.95	82.8	5.4	84.18	83.1
02/17/2017 14:10	5.6	84.79	82.8	5.6	84.27	82.9	5.3	84.35	83.1	5.4	84.58	83.5
02/17/2017 14:20	5.6	85.02	83.1	5.6	84.48	83.2	5.3	84.56	83.4	5.4	84.82	83.8
02/17/2017 14:30	5.6	85.41	83.4	5.6	84.86	83.4	5.3	84.93	83.6	5.4	85.20	84.1
02/17/2017 14:40	5.6	85.71	83.8	5.6	85.20	83.7	5.3	85.23	84.0	5.4	85.50	84.4
02/17/2017 14:50	5.6	85.89	84.0	5.6	85.38	84.0	5.3	85.44	84.3	5.4	85.68	84.7
02/17/2017 15:00	5.6	86.21	84.3	5.6	85.69	84.3	5.3	85.72	84.5	5.4	86.00	85.0
02/17/2017 15:10	5.6	86.49	84.6	5.5	86.00	84.5	5.3	86.03	84.8	5.4	86.28	85.2
02/17/2017 15:20	5.6	86.67	84.8	5.6	86.20	84.7	5.3	86.23	85.1	5.4	86.47	85.5
02/17/2017 15:30	5.6	86.84	85.0	5.6	86.37	85.0	5.3	86.39	85.3	5.4	86.61	85.6
02/17/2017 15:40	5.6	87.03	85.3	5.6	86.56	85.4	5.3	86.59	85.4	5.4	86.79	85.8
02/17/2017 15:50	5.6	87.20	85.4	5.6	86.72	85.6	5.3	86.72	85.6	5.4	86.97	86.0
02/17/2017 16:00	5.6	87.34	85.6	5.6	86.84	85.7	5.3	86.88	85.9	5.4	87.06	86.1
02/17/2017 16:10	5.6	87.38	85.8	5.6	86.90	85.7	5.3	86.95	85.9	5.4	87.14	86.4
02/17/2017 16:20	5.6	87.47	85.9	5.6	87.05	85.8	5.3	87.06	86.0	5.4	87.25	86.4
02/17/2017 16:30	5.6	87.60	86.0	5.6	87.13	86.0	5.3	87.19	86.1	5.4	87.37	86.6
02/17/2017 16:40	5.6	87.67	86.2	5.6	87.19	86.0	5.3	87.25	86.2	5.4	87.42	86.6
02/17/2017 16:50	5.7	87.72	86.3	5.7	87.23	86.1	5.5	87.32	86.3	5.6	87.42	86.7
02/17/2017 17:00	6.0	87.72	86.3	6.0	87.26	86.2	6.0	87.32	86.4	5.9	87.42	86.7
02/17/2017 17:10	6.0	87.66	86.4	5.9	87.22	86.3	6.0	87.28	86.4	5.9	87.39	86.8
02/17/2017 17:20	6.0	87.58	86.5	5.9	87.15	86.3	6.0	87.22	86.4	5.9	87.31	86.7
02/17/2017 17:30	6.0	87.43	86.4	5.9	87.06	86.4	6.0	87.07	86.3	5.9	87.15	86.7
02/17/2017 17:40	6.0	87.25	86.4	5.9	86.90	86.2	6.0	86.94	86.2	5.9	86.98	86.6
02/17/2017 17:50	6.0	87.05	86.4	5.9	86.73	86.1	6.0	86.77	86.1	5.9	86.77	86.4
02/17/2017 18:00	6.0	86.87	86.3	5.9	86.58	86.2	6.0	86.61	86.0	5.9	86.58	86.3
02/17/2017 18:10	6.0	86.69	86.2	5.9	86.42	86.0	6.0	86.44	85.8	5.9	86.41	86.2
02/17/2017 18:20	6.0	86.58	86.0	5.9	86.30	85.9	5.9	86.30	85.7	5.8	86.29	86.0
02/17/2017 18:30	6.0	86.40	85.9	5.9	86.14	85.9	6.0	86.16	85.6	5.8	86.11	85.9
02/17/2017 18:40	6.0	86.32	85.8	5.9	86.02	85.6	6.0	86.05	85.4	5.8	86.00	85.8
02/17/2017 18:50	6.0	86.19	85.8	5.9	85.91	85.6	6.0	85.91	85.3	5.8	85.89	85.7
02/17/2017 19:00	6.0	86.01	85.6	5.9	85.75	85.6	5.9	85.75	85.3	5.8	85.72	85.5
02/17/2017 19:10	6.0	85.86	85.5	5.9	85.61	85.5	6.0	85.60	85.2	5.8	85.55	85.4

Date/Time	HW13i F	HW13i T	HW13o	HW14i F	HW14i T	HW14o	HW15i F	HW15i T	HW15o	HW16i F	HW16i T	HW16o
02/17/2017 19:20	6.0	85.66	85.4	5.9	85.40	85.4	6.0	85.42	85.0	5.8	85.37	85.3
02/17/2017 19:30	6.0	85.50	85.3	5.9	85.24	85.2	5.9	85.27	84.7	5.8	85.18	85.1
02/17/2017 19:40	6.0	85.35	85.2	5.9	85.08	85.1	5.9	85.13	84.6	5.8	85.05	84.9
02/17/2017 19:50	6.0	85.20	85.0	5.9	84.94	84.9	6.0	84.98	84.5	5.8	84.88	84.8
02/17/2017 20:00	6.0	85.06	84.9	5.9	84.80	84.8	5.9	84.83	84.4	5.8	84.78	84.7
02/17/2017 20:10	6.0	84.89	84.8	5.9	84.62	84.7	5.9	84.69	84.2	5.8	84.60	84.5
02/17/2017 20:20	6.0	84.77	84.7	5.9	84.50	84.5	5.9	84.53	84.1	5.8	84.43	84.4
02/17/2017 20:30	6.0	84.53	84.5	5.9	84.25	84.4	5.9	84.31	84.0	5.8	84.19	84.3
02/17/2017 20:40	6.0	84.32	84.4	5.9	84.09	84.3	5.9	84.11	83.8	5.8	83.99	84.0
02/17/2017 20:50	6.0	84.14	84.3	5.9	83.90	84.1	5.9	83.93	83.5	5.8	83.81	83.8
02/17/2017 21:00	6.0	83.94	84.2	5.9	83.73	83.9	5.9	83.73	83.4	5.8	83.63	83.7
02/17/2017 21:10	6.0	83.78	83.9	5.9	83.52	83.9	5.9	83.57	83.3	5.8	83.42	83.5
02/17/2017 21:20	6.0	83.58	83.8	5.9	83.34	83.6	5.9	83.36	83.1	5.8	83.24	83.3
02/17/2017 21:30	6.0	83.41	83.6	5.9	83.15	83.4	5.9	83.19	83.0	5.8	83.05	83.1
02/17/2017 21:40	6.0	83.25	83.5	5.9	83.00	83.4	5.9	83.00	82.8	5.8	82.90	83.0
02/17/2017 21:50	6.0	83.06	83.4	5.9	82.84	83.2	5.9	82.86	82.7	5.8	82.73	82.8
02/17/2017 22:00	6.0	82.93	83.2	5.9	82.70	83.1	5.9	82.71	82.5	5.8	82.59	82.6
02/17/2017 22:10	6.0	82.75	83.1	5.9	82.54	82.9	5.9	82.56	82.3	5.8	82.42	82.5
02/17/2017 22:20	6.0	82.61	83.0	5.9	82.37	82.8	5.9	82.41	82.2	5.8	82.27	82.4
02/17/2017 22:30	6.0	82.46	82.8	5.9	82.25	82.6	5.9	82.26	82.0	5.8	82.11	82.3
02/17/2017 22:40	6.0	82.32	82.7	5.9	82.09	82.5	5.9	82.12	81.8	5.8	81.98	82.1
02/17/2017 22:50	6.0	82.19	82.6	5.9	81.98	82.4	5.9	81.99	81.8	5.8	81.86	82.0
02/17/2017 23:00	6.0	82.07	82.4	5.9	81.84	82.3	5.9	81.86	81.6	5.8	81.72	81.9
02/17/2017 23:10	6.0	81.97	82.3	5.9	81.73	82.2	5.9	81.77	81.5	5.8	81.61	81.7
02/17/2017 23:20	6.0	81.89	82.3	5.9	81.66	82.1	5.9	81.69	81.4	5.8	81.53	81.6
02/17/2017 23:30	6.0	81.67	82.2	5.9	81.47	82.0	5.9	81.49	81.3	5.8	81.33	81.5
02/17/2017 23:40	6.0	81.49	82.0	5.9	81.30	81.9	5.9	81.35	81.1	5.8	81.16	81.4
02/17/2017 23:50	6.0	81.33	81.9	5.9	81.17	81.8	5.9	81.18	81.0	5.8	81.05	81.3
02/18/2017 00:00	6.0	81.19	81.8	5.9	81.01	81.6	5.9	81.05	80.8	5.8	80.89	81.1
02/18/2017 00:10	6.0	81.05	81.7	5.9	80.89	81.5	5.9	80.89	80.7	5.8	80.76	80.9
02/18/2017 00:20	6.0	80.90	81.6	5.9	80.73	81.3	5.9	80.76	80.6	5.8	80.58	80.8
02/18/2017 00:30	6.0	80.77	81.4	5.9	80.59	81.3	5.9	80.62	80.4	5.8	80.45	80.6
02/18/2017 00:40	6.0	80.68	81.3	5.9	80.51	81.2	5.9	80.53	80.3	5.8	80.38	80.6
02/18/2017 00:50	6.0	80.55	81.3	5.9	80.42	81.0	5.9	80.42	80.2	5.7	80.30	80.5
02/18/2017 01:00	6.0	80.52	81.1	5.9	80.33	80.9	5.9	80.34	80.2	5.7	80.22	80.4
02/18/2017 01:10	6.0	80.43	81.1	5.9	80.24	80.9	5.9	80.28	80.1	5.8	80.13	80.3
02/18/2017 01:20	6.0	80.36	81.0	5.9	80.22	80.8	5.9	80.22	80.0	5.7	80.09	80.3
02/18/2017 01:30	6.0	80.32	80.9	5.9	80.19	80.8	5.9	80.21	80.0	5.7	80.05	80.2
02/18/2017 01:40	6.0	80.22	80.9	5.9	80.07	80.7	5.9	80.06	79.9	5.8	79.94	80.1
02/18/2017 01:50	6.0	80.12	80.9	5.9	79.92	80.6	5.9	79.97	79.8	5.7	79.81	80.0
02/18/2017 02:00	6.0	80.05	80.7	5.9	79.88	80.5	5.9	79.93	79.7	5.7	79.75	80.0
02/18/2017 02:10	6.0	79.95	80.7	5.9	79.81	80.5	5.9	79.81	79.7	5.7	79.66	79.9
02/18/2017 02:20	6.0	79.84	80.6	5.9	79.71	80.4	5.9	79.72	79.5	5.7	79.57	79.8
02/18/2017 02:30	6.0	79.83	80.5	5.9	79.65	80.3	5.9	79.71	79.4	5.7	79.53	79.7
02/18/2017 02:40	6.0	79.77	80.4	5.9	79.59	80.3	5.9	79.63	79.4	5.7	79.44	79.6
02/18/2017 02:50	6.0	79.72	80.4	5.9	79.53	80.2	5.9	79.57	79.4	5.7	79.42	79.5
02/18/2017 03:00	6.0	79.61	80.4	5.9	79.45	80.2	5.9	79.50	79.4	5.7	79.36	79.5
02/18/2017 03:10	6.0	79.48	80.3	5.9	79.34	80.1	5.9	79.35	79.2	5.7	79.17	79.4
02/18/2017 03:20	6.0	79.34	80.2	5.9	79.19	80.0	5.9	79.20	79.1	5.7	79.03	79.3
02/18/2017 03:30	6.0	79.15	80.1	5.9	79.00	79.9	5.9	79.03	79.0	5.7	78.88	79.2
02/18/2017 03:40	6.0	79.12	80.0	5.9	78.95	79.8	5.9	78.98	78.8	5.7	78.79	79.1
02/18/2017 03:50	6.0	79.02	79.9	5.9	78.87	79.7	5.9	78.89	78.8	5.7	78.70	79.0
02/18/2017 04:00	6.0	78.86	79.8	5.9	78.71	79.6	5.9	78.72	78.6	5.7	78.57	78.9
02/18/2017 04:10	6.0	78.75	79.7	5.9	78.56	79.5	5.9	78.61	78.6	5.7	78.44	78.7
02/18/2017 04:20	6.0	78.67	79.6	5.8	78.52	79.4	5.9	78.53	78.4	5.7	78.41	78.6

Date/Time	HW13i F	HW13i T	HW13o	HW14i F	HW14i T	HW14o	HW15i F	HW15i T	HW15o	HW16i F	HW16i T	HW16o
02/18/2017 04:30	6.0	78.47	79.5	5.9	78.31	79.3	5.9	78.36	78.3	5.7	78.17	78.6
02/18/2017 04:40	6.0	78.25	79.4	5.9	78.11	79.2	5.9	78.16	78.1	5.7	77.95	78.4
02/18/2017 04:50	6.0	78.13	79.2	5.9	78.02	79.0	5.9	78.02	78.0	5.7	77.85	78.3
02/18/2017 05:00	6.0	78.13	79.1	5.8	78.00	78.9	5.9	78.02	78.0	5.7	77.83	78.1
02/18/2017 05:10	6.0	78.13	79.0	5.9	77.97	78.9	5.9	78.00	77.8	5.7	77.83	78.1
02/18/2017 05:20	6.0	78.08	79.0	5.8	77.92	78.8	5.9	77.92	77.8	5.7	77.78	78.1
02/18/2017 05:30	6.0	78.02	78.9	5.9	77.84	78.7	5.9	77.92	77.8	5.7	77.72	78.0
02/18/2017 05:40	6.0	78.02	78.9	5.8	77.89	78.7	5.9	77.92	77.8	5.7	77.72	78.0
02/18/2017 05:50	6.0	78.02	78.9	5.9	77.92	78.7	5.9	77.92	77.8	5.7	77.72	78.0
02/18/2017 06:00	6.0	78.01	78.8	5.9	77.85	78.7	5.9	77.88	77.7	5.7	77.70	78.0
02/18/2017 06:10	6.0	77.94	78.8	5.9	77.79	78.6	5.9	77.83	77.7	5.7	77.64	77.9
02/18/2017 06:20	6.0	77.86	78.8	5.8	77.71	78.6	5.9	77.75	77.6	5.7	77.57	77.9
02/18/2017 06:30	6.0	77.72	78.8	5.9	77.61	78.6	5.9	77.63	77.6	5.7	77.46	77.8
02/18/2017 06:40	6.0	77.61	78.6	5.8	77.49	78.5	5.9	77.53	77.5	5.7	77.31	77.7
02/18/2017 06:50	6.0	77.50	78.6	5.9	77.37	78.4	5.9	77.41	77.3	5.7	77.21	77.6
02/18/2017 07:00	6.0	77.43	78.5	5.8	77.32	78.3	5.9	77.33	77.3	5.7	77.14	77.5
02/18/2017 07:10	6.0	77.30	78.4	5.9	77.18	78.2	5.9	77.19	77.2	5.7	76.99	77.4
02/18/2017 07:20	6.0	77.22	78.3	5.9	77.11	78.2	5.9	77.12	77.1	5.7	76.92	77.3
02/18/2017 07:30	6.0	77.16	78.2	5.9	77.04	78.1	5.9	77.02	77.0	5.7	76.87	77.2
02/18/2017 07:40	6.0	77.10	78.1	5.9	77.00	78.0	5.9	76.94	76.9	5.7	76.81	77.2
02/18/2017 07:50	6.0	77.03	78.1	5.9	76.92	78.0	5.9	76.92	76.9	5.7	76.74	77.1
02/18/2017 08:00	6.0	77.02	78.0	5.9	76.86	77.9	5.9	76.86	76.8	5.7	76.72	77.0
02/18/2017 08:10	6.0	76.98	78.0	5.9	76.82	77.9	5.9	76.82	76.7	5.7	76.70	77.0
02/18/2017 08:20	6.0	76.96	78.0	5.8	76.82	77.8	5.9	76.81	76.8	5.7	76.69	77.0
02/18/2017 08:30	6.0	76.94	78.0	5.9	76.83	77.8	5.9	76.82	76.7	5.7	76.67	76.9
02/18/2017 08:40	6.0	76.97	77.9	5.9	76.83	77.7	5.9	76.83	76.7	5.7	76.71	76.9
02/18/2017 08:50	6.0	77.02	77.9	5.9	76.85	77.8	5.9	76.86	76.8	5.7	76.72	77.0
02/18/2017 09:00	6.0	77.01	78.0	5.9	76.84	77.8	5.9	76.85	76.8	5.7	76.73	77.0
02/18/2017 09:10	6.0	77.05	78.0	5.9	76.89	77.8	5.9	76.90	76.8	5.7	76.77	77.0
02/18/2017 09:20	6.0	77.15	78.0	5.9	76.99	77.8	5.9	76.98	76.9	5.7	76.89	77.1
02/18/2017 09:30	6.0	77.24	78.0	5.9	77.06	77.8	5.9	77.08	76.8	5.7	76.94	77.1
02/18/2017 09:40	6.0	77.33	78.0	5.9	77.14	77.9	5.9	77.16	77.0	5.7	77.04	77.2
02/18/2017 09:50	6.0	77.39	78.1	5.9	77.18	78.0	5.9	77.22	77.1	5.7	77.11	77.2
02/18/2017 10:00	6.0	77.48	78.2	5.9	77.30	78.0	5.9	77.31	77.1	5.7	77.21	77.3
02/18/2017 10:10	6.0	77.58	78.2	5.9	77.37	78.1	5.9	77.45	77.2	5.7	77.31	77.4
02/18/2017 10:20	6.0	77.69	78.3	5.9	77.48	78.1	5.9	77.54	77.3	5.7	77.43	77.5
02/18/2017 10:30	6.0	77.82	78.3	5.9	77.63	78.2	5.9	77.65	77.4	5.7	77.59	77.6
02/18/2017 10:40	6.0	77.94	78.4	5.9	77.72	78.3	5.9	77.77	77.5	5.7	77.67	77.7
02/18/2017 10:50	6.0	78.10	78.6	5.9	77.85	78.4	5.9	77.91	77.6	5.7	77.84	77.9
02/18/2017 11:00	6.0	78.31	78.7	5.9	78.03	78.5	5.9	78.09	77.8	5.7	78.06	78.0
02/18/2017 11:10	6.0	78.50	78.8	5.9	78.22	78.7	5.9	78.28	77.9	5.7	78.26	78.2
02/18/2017 11:20	6.0	78.68	79.0	5.8	78.41	78.8	5.9	78.45	78.1	5.7	78.45	78.4
02/18/2017 11:30	6.0	78.83	79.1	5.9	78.54	79.0	5.9	78.62	78.3	5.7	78.57	78.5
02/18/2017 11:40	6.0	78.86	79.2	5.9	78.64	79.2	5.9	78.66	78.4	5.7	78.64	78.6
02/18/2017 11:50	6.0	78.94	79.3	5.8	78.72	79.2	5.9	78.76	78.4	5.7	78.71	78.7
02/18/2017 12:00	6.0	78.99	79.4	5.8	78.73	79.3	5.9	78.80	78.5	5.7	78.72	78.8
02/18/2017 12:10	6.0	79.10	79.5	5.8	78.85	79.3	5.9	78.91	78.6	5.7	78.85	78.8
02/18/2017 12:20	6.0	79.21	79.5	5.8	78.98	79.4	5.9	79.01	78.7	5.7	78.97	78.9
02/18/2017 12:30	6.0	79.30	79.6	5.9	79.06	79.5	5.9	79.08	78.8	5.7	79.05	79.0
02/18/2017 12:40	6.0	79.36	79.7	5.8	79.10	79.6	5.9	79.15	78.8	5.7	79.07	79.1
02/18/2017 12:50	6.0	79.32	79.8	5.8	79.11	79.6	5.9	79.12	78.9	5.7	79.03	79.1
02/18/2017 13:00	6.0	79.27	79.8	5.8	79.07	79.6	5.9	79.09	78.9	5.7	79.00	79.1
02/18/2017 13:10	6.0	79.24	79.8	5.8	79.03	79.7	5.9	79.05	78.8	5.7	78.96	79.1
02/18/2017 13:20	6.0	79.22	79.8	5.9	79.02	79.6	5.9	79.05	78.8	5.7	78.95	79.1
02/18/2017 13:30	6.0	79.18	79.8	5.8	79.00	79.7	5.9	79.04	78.8	5.7	78.93	79.1

Date/Time	HW13i F	HW13i T	HW13o	HW14i F	HW14i T	HW14o	HW15i F	HW15i T	HW15o	HW16i F	HW16i T	HW16o
02/18/2017 13:40	6.0	79.13	79.7	5.8	78.92	79.6	5.9	79.00	78.8	5.7	78.86	79.1
02/18/2017 13:50	6.0	79.13	79.8	5.9	78.92	79.6	5.9	78.93	78.7	5.7	78.83	79.0
02/18/2017 14:00	6.0	79.13	79.8	5.8	78.89	79.6	5.9	78.92	78.7	5.7	78.83	78.9
02/18/2017 14:10	6.0	79.13	79.7	5.9	78.87	79.6	5.9	78.92	78.8	5.7	78.83	78.9
02/18/2017 14:20	6.0	79.13	79.7	5.8	78.90	79.6	5.9	78.93	78.7	5.7	78.83	79.0
02/18/2017 14:30	6.0	79.13	79.7	5.8	78.91	79.6	5.9	78.95	78.7	5.7	78.85	79.0
02/18/2017 14:40	6.0	79.13	79.7	5.8	78.92	79.6	5.9	78.97	78.7	5.7	78.89	79.0
02/18/2017 14:50	6.0	79.23	79.8	5.8	79.00	79.6	5.9	79.05	78.8	5.7	78.98	79.0
02/18/2017 15:00	6.0	79.35	79.8	5.8	79.11	79.6	5.9	79.13	78.8	5.7	79.06	79.1
02/18/2017 15:10	6.0	79.45	79.8	5.8	79.16	79.7	5.9	79.24	79.0	5.7	79.17	79.2
02/18/2017 15:20	6.0	79.53	79.9	5.8	79.25	79.8	5.9	79.33	79.1	5.7	79.23	79.2
02/18/2017 15:30	6.0	79.53	80.0	5.8	79.28	79.8	5.9	79.33	79.0	5.7	79.27	79.3
02/18/2017 15:40	6.0	79.54	80.1	5.8	79.33	79.9	5.9	79.35	79.1	5.7	79.31	79.3
02/18/2017 15:50	6.0	79.60	80.1	5.8	79.36	79.9	5.9	79.41	79.1	5.7	79.32	79.4
02/18/2017 16:00	6.0	79.58	80.1	5.8	79.34	80.0	5.9	79.40	79.1	5.7	79.31	79.4
02/18/2017 16:10	6.0	79.56	80.1	5.8	79.33	80.0	5.9	79.41	79.1	5.7	79.33	79.4
02/18/2017 16:20	6.0	79.55	80.1	5.8	79.33	80.0	5.9	79.39	79.2	5.7	79.31	79.4
02/18/2017 16:30	6.0	79.53	80.2	5.8	79.32	80.0	5.9	79.33	79.1	5.7	79.22	79.4
02/18/2017 16:40	6.0	79.51	80.1	5.8	79.24	80.0	5.9	79.33	79.1	5.7	79.20	79.4
02/18/2017 16:50	6.0	79.44	80.1	5.8	79.21	79.9	5.9	79.28	79.0	5.7	79.13	79.3
02/18/2017 17:00	6.0	79.33	80.1	5.8	79.11	79.9	5.9	79.15	79.1	5.7	79.04	79.3
02/18/2017 17:10	6.0	79.25	80.0	5.8	79.05	79.8	5.9	79.10	78.9	5.7	79.00	79.2
02/18/2017 17:20	6.0	79.21	79.9	5.8	79.01	79.8	5.9	79.03	78.9	5.7	78.92	79.1
02/18/2017 17:30	6.0	79.20	79.9	5.8	79.01	79.8	5.9	79.03	78.8	5.7	78.92	79.0
02/18/2017 17:40	6.0	79.13	79.9	5.8	78.92	79.7	5.9	79.02	78.8	5.7	78.86	79.0
02/18/2017 17:50	6.0	79.12	79.9	5.8	78.91	79.7	5.9	78.94	78.8	5.7	78.82	79.0
02/18/2017 18:00	6.0	79.06	79.8	5.8	78.84	79.6	5.9	78.91	78.8	5.7	78.73	79.0
02/18/2017 18:10	6.0	78.95	79.8	5.8	78.75	79.6	5.9	78.82	78.7	5.7	78.65	78.9
02/18/2017 18:20	6.0	78.87	79.8	5.8	78.70	79.6	5.9	78.71	78.6	5.7	78.59	78.8
02/18/2017 18:30	6.0	78.75	79.6	5.8	78.57	79.5	5.9	78.61	78.6	5.7	78.45	78.7
02/18/2017 18:40	6.0	78.63	79.5	5.8	78.45	79.5	5.9	78.49	78.5	5.7	78.34	78.6
02/18/2017 18:50	6.0	78.47	79.5	5.8	78.33	79.3	5.9	78.35	78.3	5.7	78.20	78.5
02/18/2017 19:00	6.0	78.38	79.4	5.8	78.19	79.2	5.9	78.27	78.3	5.7	78.07	78.4
02/18/2017 19:10	6.0	78.24	79.3	5.8	78.07	79.1	5.9	78.11	78.1	5.7	77.95	78.3
02/18/2017 19:20	6.0	78.12	79.2	5.8	77.97	79.0	5.9	77.98	78.0	5.7	77.83	78.2
02/18/2017 19:30	6.0	78.02	79.1	5.8	77.87	78.9	5.9	77.91	77.9	5.7	77.73	78.1
02/18/2017 19:40	6.0	77.90	78.9	5.8	77.75	78.8	5.9	77.80	77.8	5.7	77.62	78.0
02/18/2017 19:50	6.0	77.77	78.9	5.8	77.66	78.7	5.9	77.67	77.7	5.7	77.52	77.9
02/18/2017 20:00	6.0	77.68	78.8	5.8	77.56	78.6	5.9	77.58	77.6	5.7	77.38	77.8
02/18/2017 20:10	6.0	77.57	78.7	5.8	77.42	78.6	5.9	77.47	77.5	5.7	77.26	77.7
02/18/2017 20:20	6.0	77.42	78.6	5.8	77.28	78.5	5.9	77.33	77.3	5.7	77.13	77.5
02/18/2017 20:30	6.0	77.31	78.5	5.8	77.15	78.4	5.9	77.20	77.2	5.7	77.00	77.5
02/18/2017 20:40	6.0	77.15	78.4	5.8	77.03	78.2	5.9	77.05	77.1	5.7	76.89	77.3
02/18/2017 20:50	6.0	77.08	78.3	5.8	76.97	78.2	5.9	76.94	77.0	5.7	76.80	77.2
02/18/2017 21:00	6.0	77.00	78.2	5.8	76.84	78.1	5.9	76.88	76.9	5.7	76.71	77.1
02/18/2017 21:10	6.0	76.92	78.1	5.8	76.78	78.0	5.9	76.78	76.9	5.7	76.62	77.1
02/18/2017 21:20	6.0	76.78	78.1	5.8	76.65	77.9	5.9	76.66	76.7	5.7	76.52	76.9
02/18/2017 21:30	6.0	76.72	77.9	5.8	76.63	77.9	5.9	76.61	76.6	5.7	76.44	76.8
02/18/2017 21:40	6.0	76.67	77.9	5.8	76.52	77.7	5.9	76.52	76.6	5.7	76.38	76.8
02/18/2017 21:50	6.0	76.57	77.8	5.8	76.42	77.7	5.9	76.42	76.5	5.7	76.26	76.7
02/18/2017 22:00	6.0	76.50	77.8	5.8	76.33	77.6	5.9	76.34	76.4	5.7	76.22	76.6
02/18/2017 22:10	6.0	76.40	77.7	5.8	76.30	77.5	5.9	76.27	76.3	5.7	76.11	76.6
02/18/2017 22:20	6.0	76.29	77.6	5.9	76.15	77.5	5.9	76.16	76.3	5.7	75.98	76.4
02/18/2017 22:30	6.0	76.19	77.5	5.8	76.03	77.3	5.9	76.04	76.1	5.7	75.88	76.3
02/18/2017 22:40	6.0	76.13	77.4	5.8	75.98	77.2	5.9	76.00	76.1	5.7	75.83	76.3

Date/Time	HW13i F	HW13i T	HW13o	HW14i F	HW14i T	HW14o	HW15i F	HW15i T	HW15o	HW16i F	HW16i T	HW16o
02/18/2017 22:50	6.0	76.03	77.3	5.8	75.90	77.2	5.9	75.88	76.0	5.7	75.76	76.2
02/18/2017 23:00	6.0	75.94	77.3	5.8	75.83	77.2	5.9	75.82	75.9	5.7	75.66	76.1
02/18/2017 23:10	6.0	75.88	77.2	5.8	75.75	77.1	5.9	75.75	75.8	5.7	75.60	76.1
02/18/2017 23:20	6.0	75.79	77.1	5.8	75.67	77.0	5.9	75.67	75.8	5.7	75.52	76.0
02/18/2017 23:30	6.0	75.71	77.1	5.8	75.61	77.0	5.9	75.57	75.7	5.7	75.44	75.9
02/18/2017 23:40	6.0	75.61	77.0	5.8	75.52	76.9	5.9	75.50	75.6	5.7	75.32	75.8
02/18/2017 23:50	6.0	75.53	76.9	5.8	75.39	76.8	5.9	75.37	75.6	5.7	75.21	75.7
02/19/2017 00:00	6.0	75.40	76.9	5.8	75.28	76.7	5.9	75.29	75.4	5.7	75.11	75.6
02/19/2017 00:10	6.0	75.30	76.7	5.8	75.19	76.6	5.9	75.18	75.3	5.7	75.00	75.5
02/19/2017 00:20	6.0	75.19	76.7	5.8	75.06	76.5	5.9	75.09	75.2	5.7	74.89	75.4
02/19/2017 00:30	6.0	75.09	76.6	5.8	74.95	76.5	5.9	74.98	75.1	5.7	74.82	75.3
02/19/2017 00:40	6.0	74.99	76.5	5.8	74.89	76.4	5.9	74.89	75.0	5.7	74.72	75.2
02/19/2017 00:50	6.0	74.92	76.4	5.8	74.81	76.2	5.9	74.83	75.0	5.7	74.63	75.1
02/19/2017 01:00	6.0	74.84	76.3	5.8	74.71	76.2	5.9	74.73	74.9	5.7	74.54	75.1
02/19/2017 01:10	6.0	74.72	76.2	5.8	74.57	76.1	5.9	74.61	74.8	5.7	74.40	75.0
02/19/2017 01:20	6.0	74.57	76.2	5.8	74.43	76.0	5.9	74.43	74.7	5.7	74.25	74.9
02/19/2017 01:30	6.0	74.45	76.0	5.8	74.30	75.9	5.9	74.34	74.5	5.7	74.11	74.7
02/19/2017 01:40	6.0	74.30	76.0	5.8	74.20	75.8	5.9	74.19	74.4	5.7	74.00	74.6
02/19/2017 01:50	6.0	74.17	75.8	5.8	74.02	75.6	5.9	74.03	74.3	5.7	73.86	74.4
02/19/2017 02:00	6.0	74.08	75.7	5.8	73.94	75.6	5.9	73.95	74.2	5.7	73.76	74.3
02/19/2017 02:10	6.0	73.99	75.6	5.8	73.85	75.5	5.9	73.88	74.1	5.7	73.71	74.3
02/19/2017 02:20	6.0	73.92	75.6	5.8	73.79	75.4	5.9	73.80	74.0	5.7	73.63	74.2
02/19/2017 02:30	6.0	73.92	75.5	5.8	73.72	75.3	5.9	73.72	74.0	5.7	73.60	74.1
02/19/2017 02:40	6.0	73.86	75.4	5.8	73.71	75.3	5.9	73.72	73.9	5.7	73.53	74.1
02/19/2017 02:50	6.0	73.76	75.4	5.8	73.58	75.2	5.9	73.63	73.8	5.7	73.45	74.0
02/19/2017 03:00	6.0	73.71	75.3	5.8	73.53	75.2	5.9	73.58	73.8	5.7	73.40	74.0
02/19/2017 03:10	6.0	73.57	75.2	5.8	73.40	75.1	5.9	73.41	73.7	5.7	73.26	73.9
02/19/2017 03:20	6.0	73.53	75.1	5.8	73.33	75.0	5.9	73.33	73.6	5.7	73.18	73.8
02/19/2017 03:30	6.0	73.42	75.1	5.8	73.23	74.9	5.9	73.28	73.5	5.7	73.09	73.7
02/19/2017 03:40	6.0	73.34	75.0	5.8	73.16	74.8	5.9	73.22	73.4	5.7	73.03	73.6
02/19/2017 03:50	6.0	73.30	74.9	5.8	73.13	74.8	5.9	73.14	73.4	5.7	73.00	73.6
02/19/2017 04:00	6.0	73.18	74.8	5.8	73.01	74.8	5.9	73.02	73.4	5.7	72.87	73.5
02/19/2017 04:10	6.0	73.04	74.8	5.8	72.86	74.7	5.9	72.91	73.2	5.7	72.73	73.3
02/19/2017 04:20	6.0	72.93	74.7	5.8	72.79	74.6	5.9	72.81	73.1	5.7	72.63	73.2
02/19/2017 04:30	6.0	72.86	74.6	5.8	72.69	74.4	5.9	72.69	73.0	5.7	72.52	73.2
02/19/2017 04:40	6.0	72.72	74.5	5.8	72.56	74.3	5.9	72.59	72.9	5.7	72.38	73.1
02/19/2017 04:50	6.0	72.57	74.4	5.8	72.41	74.3	5.9	72.42	72.8	5.7	72.23	72.9
02/19/2017 05:00	6.0	72.47	74.3	5.8	72.31	74.1	5.9	72.36	72.7	5.7	72.19	72.8
02/19/2017 05:10	6.0	72.41	74.2	5.8	72.22	74.1	5.8	72.23	72.6	5.7	72.11	72.8
02/19/2017 05:20	6.0	72.29	74.1	5.8	72.15	74.0	5.9	72.18	72.5	5.7	71.98	72.7
02/19/2017 05:30	6.0	72.25	74.1	5.8	72.13	73.9	5.8	72.17	72.4	5.7	71.92	72.6
02/19/2017 05:40	6.0	72.23	74.0	5.8	72.10	73.7	5.8	72.15	72.4	5.7	71.90	72.6
02/19/2017 05:50	6.0	72.13	74.0	5.8	72.00	73.7	5.9	72.01	72.3	5.7	71.79	72.5
02/19/2017 06:00	6.0	71.98	73.9	5.8	71.84	73.7	5.9	71.89	72.3	5.7	71.65	72.4
02/19/2017 06:10	6.0	71.92	73.7	5.8	71.73	73.6	5.9	71.83	72.1	5.7	71.54	72.3
02/19/2017 06:20	6.0	71.84	73.7	5.8	71.72	73.6	5.9	71.73	72.1	5.7	71.53	72.2
02/19/2017 06:30	6.0	71.80	73.7	5.8	71.68	73.4	5.9	71.70	72.0	5.7	71.49	72.2
02/19/2017 06:40	6.0	71.68	73.6	5.8	71.56	73.4	5.9	71.57	71.9	5.7	71.37	72.1
02/19/2017 06:50	6.0	71.53	73.5	5.8	71.40	73.4	5.9	71.47	71.8	5.7	71.24	72.0
02/19/2017 07:00	6.0	71.42	73.5	5.8	71.32	73.2	5.9	71.35	71.7	5.7	71.17	71.9
02/19/2017 07:10	6.0	71.33	73.3	5.8	71.23	73.1	5.9	71.25	71.6	5.7	71.04	71.8
02/19/2017 07:20	6.0	71.23	73.2	5.8	71.13	73.0	5.9	71.19	71.5	5.7	70.95	71.7
02/19/2017 07:30	6.0	71.17	73.1	5.8	71.04	73.0	5.9	71.07	71.4	5.7	70.89	71.7
02/19/2017 07:40	6.0	71.06	73.1	5.8	70.95	72.9	5.9	70.96	71.4	5.7	70.76	71.5
02/19/2017 07:50	6.0	70.88	72.9	5.8	70.76	72.8	5.9	70.80	71.3	5.7	70.58	71.4

Date/Time	HW13i F	HW13i T	HW13o	HW14i F	HW14i T	HW14o	HW15i F	HW15i T	HW15o	HW16i F	HW16i T	HW16o
02/19/2017 08:00	6.0	70.75	72.8	5.8	70.64	72.7	5.8	70.67	71.1	5.7	70.45	71.2
02/19/2017 08:10	6.0	70.64	72.7	5.8	70.56	72.6	5.9	70.56	71.0	5.7	70.36	71.1
02/19/2017 08:20	6.0	70.63	72.6	5.8	70.52	72.5	5.8	70.53	70.9	5.7	70.35	71.1
02/19/2017 08:30	6.0	70.68	72.5	5.8	70.52	72.3	5.8	70.54	70.9	5.7	70.42	71.0
02/19/2017 08:40	6.0	70.77	72.5	5.8	70.58	72.4	5.8	70.64	70.9	5.7	70.51	71.1
02/19/2017 08:50	6.0	70.93	72.5	5.8	70.72	72.4	5.8	70.81	71.0	5.7	70.68	71.2
02/19/2017 09:00	6.0	71.13	72.6	5.8	70.92	72.5	5.8	70.98	71.1	5.7	70.89	71.3
02/19/2017 09:10	6.0	71.32	72.8	5.8	71.08	72.6	5.8	71.16	71.3	5.7	71.06	71.5
02/19/2017 09:20	6.0	71.55	72.8	5.8	71.29	72.8	5.8	71.36	71.5	5.7	71.29	71.7
02/19/2017 09:30	6.0	71.83	73.0	5.8	71.56	72.9	5.8	71.59	71.7	5.7	71.55	71.8
02/19/2017 09:40	6.0	72.11	73.2	5.8	71.83	73.1	5.8	71.89	71.9	5.7	71.86	72.1
02/19/2017 09:50	6.0	72.42	73.4	5.8	72.11	73.3	5.9	72.16	72.1	5.7	72.16	72.3
02/19/2017 10:00	6.0	72.80	73.6	5.8	72.47	73.6	5.8	72.53	72.4	5.7	72.56	72.7
02/19/2017 10:10	6.0	73.17	73.8	5.8	72.81	73.8	5.8	72.87	72.7	5.7	72.91	72.9
02/19/2017 10:20	6.0	73.53	74.1	5.8	73.17	74.1	5.8	73.23	73.1	5.7	73.29	73.3
02/19/2017 10:30	6.0	73.91	74.4	5.8	73.48	74.4	5.8	73.57	73.4	5.7	73.67	73.6
02/19/2017 10:40	6.0	74.34	74.7	5.8	73.92	74.7	5.8	73.97	73.7	5.7	74.12	74.0
02/19/2017 10:50	6.0	74.75	75.1	5.8	74.27	75.0	5.9	74.36	74.1	5.7	74.50	74.4
02/19/2017 11:00	6.0	75.19	75.5	5.8	74.72	75.3	5.8	74.79	74.5	5.7	75.00	74.7
02/19/2017 11:10	6.0	75.64	75.8	5.8	75.16	75.7	5.8	75.23	74.9	5.7	75.44	75.2
02/19/2017 11:20	6.0	76.04	76.1	5.8	75.54	76.0	5.8	75.61	75.3	5.7	75.84	75.5
02/19/2017 11:30	6.0	76.54	76.4	5.8	76.06	76.3	5.9	76.10	75.7	5.7	76.38	75.9
02/19/2017 11:40	6.0	77.00	76.8	5.8	76.53	76.7	5.8	76.57	76.1	5.7	76.83	76.3
02/19/2017 11:50	6.0	77.38	77.1	5.8	76.89	77.1	5.9	76.95	76.5	5.7	77.18	76.8
02/19/2017 12:00	6.0	77.79	77.6	5.8	77.27	77.4	5.9	77.36	77.0	5.7	77.61	77.1
02/19/2017 12:10	6.0	78.22	77.9	5.8	77.67	77.8	5.8	77.76	77.3	5.7	78.05	77.5
02/19/2017 12:20	6.0	78.61	78.3	5.8	78.08	78.2	5.8	78.18	77.7	5.7	78.44	77.9
02/19/2017 12:30	6.0	79.07	78.6	5.8	78.51	78.5	5.8	78.58	78.1	5.7	78.89	78.3
02/19/2017 12:40	6.0	79.48	79.0	5.8	78.95	78.9	5.9	79.02	78.4	5.7	79.33	78.7
02/19/2017 12:50	6.0	79.85	79.3	5.8	79.28	79.2	5.8	79.37	78.8	5.7	79.69	79.1
02/19/2017 13:00	6.0	80.23	79.6	5.8	79.64	79.5	5.8	79.73	79.2	5.7	80.07	79.4
02/19/2017 13:10	6.0	80.61	80.0	5.8	80.05	79.9	5.9	80.11	79.6	5.7	80.44	79.8
02/19/2017 13:20	6.0	80.92	80.3	5.8	80.32	80.2	5.9	80.40	79.8	5.6	80.77	80.1
02/19/2017 13:30	5.9	81.27	80.6	5.8	80.67	80.5	5.9	80.77	80.1	5.7	81.14	80.4
02/19/2017 13:40	6.0	81.65	80.9	5.8	81.02	80.9	5.9	81.10	80.5	5.7	81.48	80.7
02/19/2017 13:50	6.0	81.92	81.2	5.8	81.25	81.2	5.9	81.33	80.9	5.6	81.74	81.0
02/19/2017 14:00	6.0	82.18	81.5	5.8	81.56	81.4	5.9	81.63	81.0	5.6	82.02	81.3
02/19/2017 14:10	6.0	82.38	81.6	5.8	81.77	81.7	5.9	81.86	81.3	5.7	82.22	81.6
02/19/2017 14:20	5.9	82.66	81.9	5.8	82.04	81.9	5.9	82.11	81.5	5.7	82.46	81.8
02/19/2017 14:30	6.0	82.80	82.1	5.8	82.20	82.0	5.9	82.27	81.8	5.7	82.61	82.0
02/19/2017 14:40	5.9	83.02	82.3	5.8	82.43	82.2	5.9	82.52	82.0	5.7	82.84	82.2
02/19/2017 14:50	5.9	83.21	82.5	5.8	82.65	82.4	5.9	82.70	82.1	5.6	83.00	82.4
02/19/2017 15:00	5.9	83.39	82.7	5.8	82.79	82.6	5.9	82.87	82.3	5.7	83.19	82.6
02/19/2017 15:10	5.9	83.56	82.9	5.8	82.98	82.9	5.9	83.02	82.5	5.6	83.39	82.7
02/19/2017 15:20	5.9	83.71	83.0	5.8	83.08	83.0	5.9	83.17	82.7	5.6	83.52	82.9
02/19/2017 15:30	5.9	83.76	83.3	5.8	83.18	83.0	5.9	83.23	82.8	5.6	83.55	83.0
02/19/2017 15:40	5.9	83.82	83.3	5.8	83.22	83.2	5.9	83.32	82.9	5.6	83.62	83.1
02/19/2017 15:50	5.9	83.74	83.4	5.8	83.22	83.3	5.9	83.32	82.9	5.6	83.50	83.2
02/19/2017 16:00	5.9	83.63	83.5	5.8	83.21	83.4	5.9	83.24	82.9	5.6	83.37	83.1
02/19/2017 16:10	5.9	83.69	83.5	5.8	83.21	83.2	5.9	83.27	82.8	5.6	83.47	83.1
02/19/2017 16:20	5.9	83.72	83.5	5.8	83.22	83.3	5.9	83.33	82.9	5.6	83.52	83.1
02/19/2017 16:30	5.9	83.69	83.5	5.8	83.22	83.3	5.9	83.30	83.0	5.6	83.45	83.2
02/19/2017 16:40	6.0	83.63	83.5	5.8	83.18	83.3	5.9	83.26	82.9	5.6	83.39	83.2
02/19/2017 16:50	5.9	83.57	83.5	5.8	83.11	83.4	5.9	83.20	82.9	5.6	83.33	83.1
02/19/2017 17:00	5.9	83.49	83.5	5.8	83.02	83.4	5.9	83.12	82.9	5.6	83.25	83.1

Date/Time	HW13i F	HW13i T	HW13o	HW14i F	HW14i T	HW14o	HW15i F	HW15i T	HW15o	HW16i F	HW16i T	HW16o
02/19/2017 17:10	5.9	83.39	83.5	5.8	82.98	83.4	5.9	83.00	82.8	5.6	83.13	83.0
02/19/2017 17:20	5.9	83.20	83.4	5.8	82.83	83.3	5.9	82.89	82.7	5.6	82.94	82.9
02/19/2017 17:30	6.0	83.02	83.3	5.8	82.70	83.2	5.9	82.73	82.6	5.6	82.74	82.7
02/19/2017 17:40	5.9	82.82	83.2	5.8	82.50	83.1	5.9	82.56	82.4	5.6	82.53	82.6
02/19/2017 17:50	5.9	82.66	83.1	5.8	82.33	83.0	5.8	82.37	82.2	5.6	82.33	82.5
02/19/2017 18:00	5.9	82.44	82.9	5.8	82.14	82.8	5.8	82.20	82.1	5.6	82.15	82.3
02/19/2017 18:10	5.9	82.27	82.8	5.8	81.98	82.6	5.9	82.04	82.0	5.6	81.95	82.1
02/19/2017 18:20	5.9	82.12	82.7	5.8	81.82	82.6	5.9	81.86	81.8	5.7	81.81	82.0
02/19/2017 18:30	5.8	81.99	82.6	5.8	81.68	82.4	5.9	81.76	81.6	5.6	81.67	81.9
02/19/2017 18:40	5.8	81.85	82.5	5.8	81.58	82.3	5.9	81.60	81.5	5.7	81.54	81.7
02/19/2017 18:50	5.8	81.68	82.4	5.8	81.41	82.2	5.9	81.48	81.4	5.7	81.38	81.6
02/19/2017 19:00	5.8	81.52	82.2	5.8	81.26	82.0	5.9	81.31	81.3	5.6	81.22	81.5
02/19/2017 19:10	5.8	81.35	82.1	5.8	81.13	82.0	5.9	81.17	81.1	5.7	81.10	81.3
02/19/2017 19:20	5.8	81.23	82.0	5.8	80.99	81.8	5.9	81.07	81.0	5.7	80.97	81.2
02/19/2017 19:30	5.8	81.08	81.9	5.9	80.87	81.7	5.9	80.90	80.8	5.6	80.81	81.1
02/19/2017 19:40	5.8	80.92	81.8	5.9	80.69	81.6	5.8	80.77	80.8	5.6	80.67	80.9
02/19/2017 19:50	5.8	80.78	81.6	5.8	80.54	81.5	5.8	80.59	80.6	5.6	80.48	80.8
02/19/2017 20:00	5.8	80.60	81.5	5.9	80.39	81.3	5.9	80.44	80.4	5.6	80.35	80.6
02/19/2017 20:10	5.8	80.49	81.4	5.9	80.27	81.2	5.8	80.32	80.3	5.6	80.22	80.5
02/19/2017 20:20	5.8	80.35	81.3	5.8	80.15	81.1	5.9	80.17	80.2	5.6	80.08	80.4
02/19/2017 20:30	5.8	80.23	81.2	5.8	80.00	81.0	5.9	80.05	80.0	5.6	79.95	80.2
02/19/2017 20:40	5.8	80.09	81.1	5.9	79.86	80.8	5.9	79.91	79.9	5.7	79.79	80.2
02/19/2017 20:50	5.8	79.95	81.0	5.8	79.76	80.8	5.9	79.78	79.8	5.6	79.67	80.0
02/19/2017 21:00	5.8	79.83	80.9	5.8	79.63	80.7	5.8	79.69	79.7	5.6	79.57	79.9
02/19/2017 21:10	5.8	79.70	80.8	5.9	79.47	80.6	5.8	79.56	79.6	5.6	79.43	79.7
02/19/2017 21:20	5.8	79.58	80.6	5.8	79.38	80.4	5.9	79.44	79.5	5.6	79.33	79.6
02/19/2017 21:30	5.8	79.47	80.5	5.8	79.26	80.4	5.9	79.32	79.4	5.6	79.18	79.5
02/19/2017 21:40	5.8	79.36	80.4	5.9	79.15	80.3	5.9	79.20	79.2	5.7	79.07	79.4
02/19/2017 21:50	5.8	79.20	80.4	5.9	79.04	80.2	5.9	79.07	79.2	5.6	78.95	79.3
02/19/2017 22:00	5.8	79.10	80.2	5.9	78.90	80.0	5.9	78.96	79.0	5.6	78.81	79.2
02/19/2017 22:10	5.8	78.97	80.1	5.9	78.76	79.9	5.9	78.82	78.9	5.6	78.68	79.0
02/19/2017 22:20	5.8	78.85	80.0	5.8	78.68	79.8	5.9	78.70	78.8	5.6	78.59	78.9
02/19/2017 22:30	5.8	78.74	79.9	5.8	78.53	79.7	5.8	78.58	78.7	5.6	78.47	78.8
02/19/2017 22:40	5.8	78.63	79.8	5.8	78.44	79.6	5.9	78.49	78.5	5.6	78.36	78.8
02/19/2017 22:50	5.8	78.50	79.7	5.8	78.36	79.5	5.8	78.38	78.4	5.6	78.26	78.6
02/19/2017 23:00	5.8	78.41	79.6	5.8	78.22	79.4	5.8	78.28	78.3	5.6	78.13	78.5
02/19/2017 23:10	5.8	78.28	79.5	5.9	78.09	79.3	5.9	78.17	78.2	5.6	77.99	78.4
02/19/2017 23:20	5.8	78.14	79.4	5.9	77.98	79.2	5.9	78.01	78.1	5.6	77.87	78.3
02/19/2017 23:30	5.8	78.00	79.3	5.8	77.83	79.1	5.9	77.87	78.0	5.6	77.72	78.1
02/19/2017 23:40	5.8	77.89	79.2	5.8	77.73	79.0	5.9	77.77	77.9	5.6	77.62	78.0
02/19/2017 23:50	5.8	77.78	79.1	5.9	77.64	78.9	5.8	77.66	77.8	5.6	77.53	78.0
02/20/2017 00:00	5.8	77.67	79.0	5.9	77.51	78.8	5.9	77.56	77.7	5.7	77.39	77.8
02/20/2017 00:10	5.8	77.59	78.9	5.9	77.40	78.7	5.9	77.48	77.6	5.7	77.30	77.7
02/20/2017 00:20	5.8	77.49	78.8	5.8	77.33	78.6	5.9	77.36	77.5	5.7	77.22	77.6
02/20/2017 00:30	5.8	77.43	78.8	5.9	77.27	78.5	5.9	77.29	77.4	5.7	77.14	77.6
02/20/2017 00:40	5.8	77.38	78.7	5.9	77.21	78.5	5.9	77.22	77.3	5.7	77.10	77.5
02/20/2017 00:50	5.8	77.33	78.6	5.9	77.14	78.4	5.9	77.21	77.2	5.7	77.03	77.4
02/20/2017 01:00	5.8	77.23	78.6	5.9	77.05	78.4	5.9	77.09	77.2	5.6	76.94	77.3
02/20/2017 01:10	5.8	77.14	78.5	5.8	77.02	78.3	5.9	76.97	77.1	5.7	76.90	77.3
02/20/2017 01:20	5.8	77.08	78.4	5.9	76.92	78.2	5.9	76.92	77.0	5.6	76.82	77.3
02/20/2017 01:30	5.8	77.02	78.3	5.9	76.85	78.1	5.9	76.86	76.9	5.7	76.73	77.1
02/20/2017 01:40	5.8	76.96	78.3	5.9	76.78	78.0	5.9	76.78	76.9	5.7	76.68	77.1
02/20/2017 01:50	5.8	76.94	78.2	5.9	76.75	78.0	5.9	76.75	76.9	5.6	76.65	77.1
02/20/2017 02:00	5.8	76.82	78.1	5.8	76.66	78.0	5.9	76.67	76.8	5.6	76.56	77.0
02/20/2017 02:10	5.8	76.73	78.1	5.8	76.60	77.9	5.9	76.58	76.7	5.6	76.48	76.9

Date/Time	HW13i F	HW13i T	HW13o	HW14i F	HW14i T	HW14o	HW15i F	HW15i T	HW15o	HW16i F	HW16i T	HW16o
02/20/2017 02:20	5.8	76.71	78.1	5.9	76.53	77.8	5.9	76.52	76.6	5.7	76.43	76.8
02/20/2017 02:30	5.8	76.62	78.0	5.9	76.42	77.8	5.8	76.43	76.6	5.7	76.33	76.7
02/20/2017 02:40	5.8	76.53	77.9	5.9	76.34	77.8	5.9	76.34	76.5	5.7	76.23	76.7
02/20/2017 02:50	5.8	76.43	77.9	5.9	76.32	77.7	5.9	76.26	76.5	5.6	76.22	76.6
02/20/2017 03:00	5.8	76.35	77.8	5.9	76.23	77.6	5.8	76.22	76.4	5.7	76.13	76.5
02/20/2017 03:10	5.8	76.31	77.7	5.9	76.14	77.6	5.9	76.14	76.3	5.7	76.04	76.5
02/20/2017 03:20	5.8	76.22	77.6	5.9	76.03	77.5	5.9	76.03	76.2	5.7	75.95	76.4
02/20/2017 03:30	5.8	76.14	77.6	5.9	75.96	77.4	5.8	75.99	76.2	5.7	75.87	76.3
02/20/2017 03:40	5.8	76.07	77.6	5.9	75.92	77.3	5.9	75.92	76.1	5.7	75.83	76.3
02/20/2017 03:50	5.8	76.03	77.5	5.9	75.92	77.3	5.8	75.84	76.0	5.7	75.82	76.2
02/20/2017 04:00	5.8	75.99	77.4	5.9	75.81	77.3	5.9	75.82	76.0	5.7	75.72	76.1
02/20/2017 04:10	5.8	75.91	77.3	5.9	75.73	77.1	5.9	75.74	76.0	5.7	75.64	76.1
02/20/2017 04:20	5.8	75.83	77.3	5.9	75.65	77.1	5.9	75.66	75.8	5.6	75.55	76.0
02/20/2017 04:30	5.8	75.78	77.3	5.9	75.62	77.0	5.9	75.59	75.8	5.7	75.52	75.9
02/20/2017 04:40	5.8	75.72	77.2	5.9	75.61	77.0	5.9	75.52	75.7	5.7	75.50	75.8
02/20/2017 04:50	5.8	75.65	77.1	5.9	75.52	77.0	5.9	75.50	75.7	5.7	75.40	75.8
02/20/2017 05:00	5.8	75.63	77.1	5.9	75.42	76.9	5.8	75.42	75.6	5.7	75.33	75.7
02/20/2017 05:10	5.8	75.56	77.0	5.9	75.41	76.9	5.9	75.40	75.5	5.7	75.31	75.7
02/20/2017 05:20	5.8	75.52	77.0	5.9	75.33	76.8	5.8	75.33	75.5	5.7	75.22	75.7
02/20/2017 05:30	5.8	75.44	76.9	5.9	75.27	76.7	5.8	75.28	75.5	5.7	75.15	75.7
02/20/2017 05:40	5.8	75.34	76.9	5.9	75.22	76.7	5.8	75.22	75.4	5.7	75.13	75.6
02/20/2017 05:50	5.8	75.33	76.8	5.9	75.15	76.6	5.9	75.14	75.3	5.7	75.08	75.5
02/20/2017 06:00	5.8	75.28	76.8	5.9	75.08	76.6	5.8	75.12	75.3	5.7	75.00	75.5
02/20/2017 06:10	5.8	75.20	76.7	5.9	74.99	76.5	5.9	75.05	75.2	5.7	74.91	75.4
02/20/2017 06:20	5.8	75.13	76.7	5.9	74.92	76.5	5.9	75.00	75.2	5.7	74.84	75.4
02/20/2017 06:30	5.8	75.06	76.7	5.9	74.91	76.4	5.9	74.92	75.1	5.6	74.82	75.3
02/20/2017 06:40	5.8	74.96	76.5	5.9	74.83	76.3	5.9	74.84	75.0	5.7	74.73	75.2
02/20/2017 06:50	5.8	74.92	76.5	5.9	74.74	76.3	5.9	74.80	75.0	5.7	74.63	75.1
02/20/2017 07:00	5.8	74.85	76.4	5.9	74.66	76.2	5.9	74.72	74.9	5.6	74.62	75.1
02/20/2017 07:10	5.8	74.83	76.3	5.9	74.63	76.2	5.8	74.67	74.9	5.7	74.55	75.0
02/20/2017 07:20	5.8	74.83	76.3	5.9	74.62	76.2	5.9	74.65	74.8	5.7	74.54	75.0
02/20/2017 07:30	5.8	74.83	76.3	5.9	74.62	76.1	5.8	74.63	74.8	5.7	74.53	75.0
02/20/2017 07:40	5.8	74.88	76.3	5.9	74.66	76.0	5.9	74.71	74.8	5.6	74.61	75.0
02/20/2017 07:50	5.8	74.95	76.3	5.9	74.75	76.1	5.8	74.80	74.9	5.6	74.70	75.1
02/20/2017 08:00	5.8	75.08	76.3	5.9	74.86	76.1	5.9	74.89	75.0	5.6	74.84	75.1
02/20/2017 08:10	5.8	75.27	76.4	5.9	74.96	76.2	5.8	75.05	75.1	5.7	75.01	75.2
02/20/2017 08:20	5.8	75.44	76.5	5.9	75.14	76.4	5.8	75.18	75.2	5.6	75.21	75.4
02/20/2017 08:30	5.8	75.67	76.6	5.9	75.39	76.5	5.8	75.42	75.4	5.6	75.45	75.5
02/20/2017 08:40	5.8	75.91	76.8	5.9	75.64	76.6	5.8	75.66	75.5	5.7	75.68	75.8
02/20/2017 08:50	5.8	76.10	76.9	5.9	75.85	76.8	5.8	75.85	75.7	5.7	75.87	76.0
02/20/2017 09:00	5.8	76.29	77.1	5.9	76.02	77.0	5.8	76.07	75.9	5.6	76.06	76.1
02/20/2017 09:10	5.7	76.50	77.3	5.8	76.27	77.2	5.8	76.28	76.1	5.6	76.30	76.3
02/20/2017 09:20	5.6	77.12	77.4	5.7	76.85	77.4	5.7	76.89	76.3	5.5	76.92	76.6
02/20/2017 09:30	5.8	77.95	77.8	5.9	77.68	77.7	5.9	77.75	77.0	5.7	77.75	77.2
02/20/2017 09:40	5.8	79.01	78.2	5.9	78.73	78.1	5.9	78.81	77.7	5.7	78.81	78.0
02/20/2017 09:50	5.8	79.99	78.9	5.9	79.67	78.8	5.9	79.73	78.7	5.7	79.79	78.9
02/20/2017 10:00	5.8	80.78	79.6	5.9	80.46	79.6	5.9	80.54	79.5	5.7	80.56	79.8
02/20/2017 10:10	5.8	81.39	80.3	5.9	81.09	80.3	5.9	81.16	80.2	5.7	81.16	80.4
02/20/2017 10:20	5.9	82.03	81.0	5.9	81.67	81.0	5.9	81.73	80.7	5.7	81.77	81.0
02/20/2017 10:30	5.8	82.54	81.5	5.9	82.17	81.6	5.9	82.25	81.3	5.7	82.27	81.6
02/20/2017 10:40	5.8	82.98	82.0	5.9	82.64	81.9	5.9	82.70	81.8	5.7	82.72	82.1
02/20/2017 10:50	5.8	83.41	82.4	5.9	83.05	82.4	5.9	83.11	82.2	5.7	83.14	82.5
02/20/2017 11:00	5.8	83.97	82.8	5.9	83.57	82.8	5.9	83.62	82.7	5.7	83.73	83.0
02/20/2017 11:10	5.8	84.52	83.2	5.9	84.06	83.3	5.9	84.13	83.2	5.7	84.28	83.4
02/20/2017 11:20	5.8	85.06	83.6	5.9	84.59	83.7	5.9	84.66	83.6	5.7	84.87	83.9

Date/Time	HW13i F	HW13i T	HW13o	HW14i F	HW14i T	HW14o	HW15i F	HW15i T	HW15o	HW16i F	HW16i T	HW16o
02/20/2017 11:30	5.8	85.63	84.1	5.9	85.16	84.2	5.9	85.21	84.2	5.7	85.44	84.5
02/20/2017 11:40	5.8	86.08	84.7	5.9	85.61	84.7	5.9	85.67	84.6	5.7	85.89	85.0
02/20/2017 11:50	5.8	86.49	85.0	5.9	86.04	85.0	5.9	86.08	85.1	5.7	86.32	85.3
02/20/2017 12:00	5.8	86.99	85.4	5.9	86.51	85.5	5.9	86.56	85.5	5.7	86.82	85.7
02/20/2017 12:10	5.8	87.45	85.8	5.9	86.95	86.0	5.9	87.02	86.0	5.7	87.28	86.3
02/20/2017 12:20	5.8	87.86	86.2	5.9	87.35	86.3	5.9	87.42	86.4	5.7	87.69	86.7
02/20/2017 12:30	5.8	88.34	86.6	5.9	87.82	86.7	5.9	87.91	86.8	5.7	88.16	87.1
02/20/2017 12:40	5.8	88.71	87.0	5.9	88.22	87.1	5.9	88.29	87.2	5.7	88.50	87.5
02/20/2017 12:50	5.8	89.04	87.4	5.9	88.55	87.5	6.0	88.63	87.5	5.7	88.86	87.8
02/20/2017 13:00	5.8	89.36	87.7	5.9	88.85	87.7	5.9	88.92	87.9	5.7	89.17	88.2
02/20/2017 13:10	5.8	89.64	88.0	5.9	89.13	88.0	5.9	89.23	88.2	5.7	89.43	88.5
02/20/2017 13:20	5.8	89.93	88.3	5.9	89.42	88.3	5.9	89.48	88.5	5.7	89.70	88.7
02/20/2017 13:30	5.8	90.23	88.6	5.9	89.72	88.6	5.9	89.81	88.8	5.7	90.01	89.0
02/20/2017 13:40	5.8	90.36	88.8	5.9	89.92	88.9	5.9	89.99	89.0	5.7	90.13	89.3
02/20/2017 13:50	5.8	90.43	89.0	5.9	90.05	89.1	5.9	90.10	89.2	5.7	90.22	89.4
02/20/2017 14:00	5.8	90.49	89.2	5.9	90.10	89.2	5.9	90.14	89.3	5.7	90.23	89.6
02/20/2017 14:10	5.8	90.52	89.3	5.9	90.13	89.3	5.9	90.19	89.3	5.7	90.25	89.6
02/20/2017 14:20	5.8	90.48	89.4	5.9	90.13	89.4	5.9	90.16	89.4	5.7	90.22	89.6
02/20/2017 14:30	5.8	90.51	89.5	5.9	90.13	89.4	5.9	90.18	89.4	5.7	90.22	89.6
02/20/2017 14:40	5.8	90.55	89.5	5.9	90.13	89.4	5.9	90.22	89.4	5.7	90.28	89.7
02/20/2017 14:50	5.8	90.71	89.6	5.9	90.25	89.5	5.9	90.30	89.5	5.7	90.45	89.8
02/20/2017 15:00	5.8	90.78	89.7	5.9	90.35	89.6	5.9	90.40	89.6	5.7	90.58	89.9
02/20/2017 15:10	5.8	90.87	89.8	5.9	90.42	89.8	5.9	90.48	89.7	5.7	90.63	90.0
02/20/2017 15:20	5.8	90.89	89.9	5.9	90.42	89.8	5.9	90.52	89.8	5.7	90.63	90.0
02/20/2017 15:30	5.8	90.81	89.9	5.9	90.42	89.9	5.9	90.47	89.8	5.7	90.57	90.1
02/20/2017 15:40	5.8	90.72	89.9	5.9	90.36	89.9	5.9	90.39	89.7	5.7	90.46	90.0
02/20/2017 15:50	5.8	90.64	89.9	5.9	90.26	89.8	5.9	90.31	89.7	5.7	90.36	90.0
02/20/2017 16:00	5.8	90.59	89.9	5.9	90.21	89.8	5.9	90.22	89.6	5.7	90.31	89.9
02/20/2017 16:10	5.8	90.49	89.9	5.9	90.13	89.8	5.9	90.20	89.6	5.7	90.22	89.8
02/20/2017 16:20	5.8	90.36	89.8	5.9	90.03	89.7	5.9	90.08	89.5	5.7	90.12	89.8
02/20/2017 16:30	5.8	90.30	89.8	5.9	89.93	89.7	5.9	89.99	89.4	5.7	90.03	89.7
02/20/2017 16:40	5.8	90.19	89.7	5.9	89.83	89.5	5.9	89.91	89.4	5.7	89.94	89.6
02/20/2017 16:50	5.8	90.07	89.7	5.9	89.72	89.6	5.9	89.78	89.3	5.7	89.81	89.5
02/20/2017 17:00	5.8	89.96	89.6	5.9	89.58	89.5	5.9	89.66	89.2	5.7	89.67	89.4
02/20/2017 17:10	5.8	89.77	89.4	5.9	89.44	89.4	5.9	89.51	89.1	5.7	89.51	89.3
02/20/2017 17:20	5.8	89.61	89.4	5.9	89.31	89.3	5.9	89.37	89.0	5.7	89.34	89.2
02/20/2017 17:30	5.8	89.47	89.3	5.9	89.16	89.1	5.9	89.22	88.7	5.7	89.19	89.0
02/20/2017 17:40	5.8	89.28	89.2	5.9	88.99	89.0	5.9	89.08	88.7	5.7	89.04	88.9
02/20/2017 17:50	5.8	89.17	89.1	5.9	88.86	88.9	5.9	88.92	88.5	5.7	88.87	88.7
02/20/2017 18:00	5.8	89.00	88.9	5.9	88.70	88.8	5.9	88.78	88.4	5.7	88.74	88.6
02/20/2017 18:10	5.8	88.86	88.8	5.9	88.58	88.7	5.9	88.64	88.2	5.7	88.58	88.4
02/20/2017 18:20	5.8	88.71	88.7	5.9	88.42	88.5	5.9	88.48	88.1	5.7	88.44	88.3
02/20/2017 18:30	5.8	88.57	88.6	5.9	88.27	88.4	5.9	88.36	88.0	5.7	88.31	88.2
02/20/2017 18:40	5.8	88.47	88.5	5.9	88.17	88.3	5.9	88.22	87.8	5.7	88.17	88.1
02/20/2017 18:50	5.8	88.32	88.4	5.9	88.03	88.2	5.9	88.09	87.7	5.7	88.06	88.0
02/20/2017 19:00	5.8	88.16	88.3	5.9	87.88	88.1	5.9	87.95	87.6	5.7	87.89	87.8
02/20/2017 19:10	5.8	88.01	88.1	5.9	87.74	88.0	5.9	87.78	87.5	5.7	87.72	87.7
02/20/2017 19:20	5.8	87.85	88.1	5.9	87.58	87.8	5.9	87.66	87.4	5.7	87.58	87.6
02/20/2017 19:30	5.8	87.71	88.0	5.9	87.44	87.8	5.9	87.48	87.3	5.7	87.44	87.4
02/20/2017 19:40	5.8	87.57	87.8	5.9	87.31	87.6	5.9	87.37	87.2	5.7	87.31	87.3
02/20/2017 19:50	5.8	87.45	87.7	5.9	87.17	87.5	5.9	87.25	87.1	5.7	87.17	87.1
02/20/2017 20:00	5.8	87.32	87.6	5.9	87.08	87.4	5.9	87.10	86.9	5.7	87.03	87.0
02/20/2017 20:10	5.8	87.22	87.5	5.9	86.96	87.4	5.9	87.00	86.8	5.7	86.97	87.0
02/20/2017 20:20	5.8	87.11	87.3	5.9	86.85	87.2	5.9	86.88	86.7	5.7	86.85	86.9
02/20/2017 20:30	5.8	87.03	87.3	5.9	86.75	87.1	5.9	86.82	86.5	5.6	86.76	86.7

Date/Time	HW13i F	HW13i T	HW13o	HW14i F	HW14i T	HW14o	HW15i F	HW15i T	HW15o	HW16i F	HW16i T	HW16o
02/20/2017 20:40	5.8	87.00	87.2	5.9	86.72	87.0	5.9	86.72	86.5	5.6	86.71	86.7
02/20/2017 20:50	5.8	86.91	87.1	5.9	86.65	86.9	5.9	86.64	86.4	5.6	86.63	86.6
02/20/2017 21:00	5.8	86.82	87.1	5.9	86.56	86.9	5.9	86.59	86.3	5.6	86.55	86.5
02/20/2017 21:10	5.8	86.73	87.0	5.9	86.48	86.8	5.9	86.52	86.2	5.6	86.48	86.4
02/20/2017 21:20	5.8	86.63	86.9	5.9	86.38	86.7	5.9	86.42	86.1	5.6	86.40	86.4
02/20/2017 21:30	5.8	86.63	86.9	5.9	86.33	86.7	5.9	86.35	86.1	5.6	86.33	86.3
02/20/2017 21:40	5.8	86.57	86.8	5.9	86.31	86.7	5.9	86.31	86.0	5.6	86.31	86.3
02/20/2017 21:50	5.8	86.53	86.8	5.9	86.25	86.6	5.9	86.24	85.9	5.6	86.25	86.2
02/20/2017 22:00	5.8	86.45	86.8	5.9	86.22	86.5	5.9	86.22	85.9	5.6	86.21	86.1
02/20/2017 22:10	5.8	86.42	86.7	5.9	86.20	86.5	5.9	86.22	85.9	5.6	86.19	86.1
02/20/2017 22:20	5.8	86.39	86.7	5.9	86.10	86.5	5.9	86.14	85.9	5.6	86.10	86.1
02/20/2017 22:30	5.8	86.32	86.6	5.9	86.03	86.5	5.9	86.04	85.9	5.6	86.02	86.0
02/20/2017 22:40	5.8	86.32	86.6	5.9	86.03	86.4	5.9	86.05	85.8	5.6	85.99	86.0
02/20/2017 22:50	5.8	86.32	86.5	5.9	86.03	86.4	5.9	86.03	85.8	5.6	86.00	85.9
02/20/2017 23:00	5.8	86.29	86.5	5.9	86.03	86.3	5.9	86.03	85.7	5.6	85.96	85.9
02/20/2017 23:10	5.8	86.24	86.5	5.9	85.98	86.3	5.9	85.96	85.7	5.6	85.92	85.9
02/20/2017 23:20	5.8	86.22	86.5	5.9	85.94	86.3	5.9	85.94	85.6	5.6	85.92	85.8
02/20/2017 23:30	5.8	86.14	86.4	5.9	85.92	86.3	5.9	85.91	85.7	5.6	85.92	85.8
02/20/2017 23:40	5.9	86.09	86.4	5.9	85.82	86.3	5.9	85.83	85.6	5.6	85.83	85.8
02/20/2017 23:50	5.9	86.03	86.4	5.9	85.73	86.2	5.9	85.81	85.6	5.6	85.74	85.7
02/21/2017 00:00	5.9	85.96	86.3	5.9	85.70	86.2	5.9	85.72	85.5	5.6	85.68	85.7
02/21/2017 00:10	5.9	85.70	86.3	5.9	85.48	86.1	5.9	85.50	85.4	5.6	85.42	85.6
02/21/2017 00:20	5.9	85.53	86.2	5.9	85.29	85.9	5.9	85.33	85.1	5.6	85.25	85.4
02/21/2017 00:30	5.9	85.47	86.0	5.9	85.22	85.8	5.9	85.25	85.2	5.6	85.16	85.3
02/21/2017 00:40	5.9	85.37	85.9	5.9	85.17	85.7	5.9	85.17	85.0	5.6	85.08	85.2
02/21/2017 00:50	5.9	85.18	85.9	5.9	84.96	85.6	5.9	85.02	84.8	5.6	84.87	85.0
02/21/2017 01:00	5.9	84.68	85.7	5.9	84.46	85.5	5.9	84.51	84.6	5.6	84.32	84.8
02/21/2017 01:10	5.9	84.19	85.4	5.9	83.98	85.2	5.9	84.03	84.2	5.6	83.86	84.3
02/21/2017 01:20	5.9	84.12	85.1	5.9	83.90	84.8	5.9	83.94	83.9	5.6	83.79	84.0
02/21/2017 01:30	5.8	83.89	84.9	5.9	83.67	84.6	5.9	83.70	83.7	5.6	83.55	83.9
02/21/2017 01:40	5.8	83.76	84.7	5.9	83.54	84.5	5.9	83.58	83.6	5.6	83.43	83.7
02/21/2017 01:50	5.9	83.73	84.6	5.9	83.49	84.3	5.9	83.53	83.4	5.6	83.42	83.6
02/21/2017 02:00	5.8	83.69	84.5	5.9	83.42	84.3	5.9	83.44	83.4	5.6	83.33	83.6
02/21/2017 02:10	5.8	83.65	84.4	5.9	83.42	84.3	5.9	83.42	83.4	5.6	83.33	83.6
02/21/2017 02:20	5.8	83.66	84.4	5.9	83.42	84.2	5.9	83.42	83.2	5.6	83.32	83.5
02/21/2017 02:30	5.8	83.54	84.4	5.9	83.30	84.1	5.9	83.33	83.3	5.6	83.22	83.4
02/21/2017 02:40	5.8	83.44	84.3	5.9	83.20	84.1	5.9	83.24	83.1	5.6	83.12	83.4
02/21/2017 02:50	5.8	83.36	84.2	5.9	83.11	84.0	5.9	83.13	83.1	5.6	83.02	83.3
02/21/2017 03:00	5.8	83.32	84.1	5.9	83.03	83.9	5.9	83.11	83.0	5.6	82.97	83.2
02/21/2017 03:10	5.8	83.27	84.1	5.9	83.02	83.8	5.9	83.06	83.0	5.6	82.93	83.1
02/21/2017 03:20	5.8	83.22	84.0	5.9	82.97	83.8	5.9	83.00	83.0	5.6	82.92	83.1
02/21/2017 03:30	5.8	83.18	84.0	5.9	82.92	83.8	5.9	82.95	82.9	5.6	82.86	83.1
02/21/2017 03:40	5.8	83.16	83.9	5.9	82.92	83.7	5.9	82.92	82.8	5.6	82.86	83.0
02/21/2017 03:50	5.8	83.22	83.9	5.9	82.92	83.7	5.9	82.98	82.8	5.6	82.92	83.0
02/21/2017 04:00	5.8	83.22	83.9	5.9	82.92	83.7	5.9	82.93	82.8	5.6	82.88	83.0
02/21/2017 04:10	5.8	83.17	83.9	5.9	82.92	83.7	5.9	82.92	82.8	5.6	82.85	83.0
02/21/2017 04:20	5.8	83.16	83.9	5.9	82.92	83.7	5.9	82.92	82.8	5.6	82.87	83.0
02/21/2017 04:30	5.8	83.21	83.8	5.9	82.91	83.6	5.9	82.92	82.8	5.6	82.92	83.0
02/21/2017 04:40	5.8	83.22	83.9	5.9	82.92	83.6	5.9	82.92	82.8	5.6	82.92	83.0
02/21/2017 04:50	5.8	83.22	83.8	5.9	82.91	83.6	5.9	82.92	82.8	5.6	82.92	83.0
02/21/2017 05:00	5.8	83.22	83.9	5.9	82.92	83.7	5.9	82.93	82.8	5.6	82.92	83.0
02/21/2017 05:10	5.8	83.22	83.8	5.9	82.92	83.7	5.9	82.96	82.8	5.6	82.92	83.0
02/21/2017 05:20	5.8	83.22	83.9	5.9	82.92	83.7	5.9	82.92	82.8	5.6	82.92	83.0
02/21/2017 05:30	5.8	83.22	83.8	5.9	82.92	83.7	5.9	82.93	82.8	5.6	82.92	83.0
02/21/2017 05:40	5.8	83.23	83.8	5.9	82.95	83.7	5.9	83.00	82.8	5.6	82.92	83.1

Date/Time	HW13i F	HW13i T	HW13o	HW14i F	HW14i T	HW14o	HW15i F	HW15i T	HW15o	HW16i F	HW16i T	HW16o
02/21/2017 05:50	5.8	83.23	83.8	5.9	82.96	83.7	5.9	82.98	82.8	5.6	82.92	83.1
02/21/2017 06:00	5.8	83.18	83.9	5.9	82.89	83.7	5.9	82.91	82.8	5.6	82.87	83.0
02/21/2017 06:10	5.8	83.03	83.8	5.9	82.76	83.6	5.9	82.80	82.8	5.6	82.70	82.9
02/21/2017 06:20	5.8	82.91	83.7	5.9	82.63	83.6	5.9	82.66	82.7	5.6	82.58	82.8
02/21/2017 06:30	5.8	82.81	83.7	5.9	82.52	83.5	5.9	82.59	82.5	5.6	82.50	82.7
02/21/2017 06:40	5.8	82.72	83.6	5.9	82.43	83.4	5.9	82.49	82.5	5.6	82.39	82.6
02/21/2017 06:50	5.8	82.64	83.5	5.9	82.33	83.3	5.9	82.37	82.3	5.6	82.29	82.5
02/21/2017 07:00	5.8	82.56	83.4	5.9	82.28	83.2	5.9	82.31	82.3	5.6	82.22	82.4
02/21/2017 07:10	5.8	82.52	83.3	5.9	82.20	83.2	5.9	82.22	82.2	5.6	82.16	82.4
02/21/2017 07:20	5.8	82.44	83.3	5.9	82.15	83.1	5.9	82.20	82.2	5.6	82.10	82.3
02/21/2017 07:30	5.8	82.34	83.2	5.9	82.06	83.1	5.9	82.11	82.1	5.6	82.03	82.2
02/21/2017 07:40	5.8	82.33	83.2	5.9	82.03	83.0	5.9	82.09	82.1	5.6	82.01	82.2
02/21/2017 07:50	5.8	82.32	83.1	5.9	82.02	82.9	5.9	82.04	81.9	5.6	81.95	82.2
02/21/2017 08:00	5.8	82.25	83.1	5.9	81.93	82.9	5.9	82.02	82.0	5.6	81.92	82.1
02/21/2017 08:10	5.8	82.27	83.1	5.9	81.95	82.8	5.9	82.00	81.9	5.6	81.93	82.1
02/21/2017 08:20	5.6	82.23	83.0	5.7	81.92	82.8	5.7	81.95	81.9	5.5	81.87	82.1
02/21/2017 08:30	5.8	82.24	83.0	5.9	81.96	82.8	5.9	82.03	81.9	5.6	81.92	82.1
02/21/2017 08:40	5.8	82.23	83.0	5.9	81.95	82.8	5.9	82.02	82.0	5.6	81.92	82.1
02/21/2017 08:50	5.8	82.22	83.0	5.9	81.92	82.8	5.9	81.99	81.9	5.6	81.92	82.1
02/21/2017 09:00	5.8	82.22	83.0	5.9	81.92	82.8	5.9	81.99	81.9	5.6	81.92	82.0
02/21/2017 09:10	5.8	82.17	82.9	5.9	81.91	82.8	5.9	81.96	81.8	5.6	81.87	82.0
02/21/2017 09:20	5.8	82.16	82.9	5.9	81.92	82.8	5.9	81.92	81.9	5.6	81.86	82.0
02/21/2017 09:30	5.8	82.25	82.9	5.9	81.95	82.8	5.9	81.97	81.9	5.5	81.92	82.0
02/21/2017 09:40	5.8	82.32	83.0	5.9	82.02	82.8	5.9	82.03	81.9	5.5	81.97	82.1
02/21/2017 09:50	5.8	82.35	83.0	5.9	82.03	82.8	5.9	82.12	82.0	5.5	82.03	82.1
02/21/2017 10:00	5.8	82.42	83.1	5.9	82.10	82.9	5.9	82.13	82.0	5.5	82.11	82.2
02/21/2017 10:10	5.8	82.47	83.1	5.9	82.14	82.9	5.9	82.22	82.1	5.5	82.14	82.2
02/21/2017 10:20	5.8	82.57	83.1	5.9	82.25	82.9	5.9	82.29	82.1	5.5	82.27	82.3
02/21/2017 10:30	5.8	82.72	83.2	5.9	82.33	83.0	5.9	82.37	82.2	5.5	82.39	82.3
02/21/2017 10:40	5.8	82.83	83.3	5.9	82.46	83.1	5.9	82.52	82.3	5.5	82.55	82.5
02/21/2017 10:50	4.6	82.57	83.2	4.6	82.18	83.2	4.7	82.24	82.4	4.5	82.28	82.6
02/21/2017 11:00	5.9	82.95	83.3	5.9	82.61	83.3	5.9	82.64	82.0	6.0	82.63	82.6
02/21/2017 11:10	5.2	82.94	83.5	5.3	82.60	83.2	5.3	82.61	82.5	5.3	82.59	82.7
02/21/2017 11:20	5.9	82.92	83.6	5.9	82.62	83.3	6.0	82.67	82.6	5.9	82.64	82.4
02/21/2017 11:30	5.8	83.11	83.4	5.9	82.73	83.4	6.0	82.82	82.5	5.9	82.81	82.7
02/21/2017 11:40	5.9	83.13	83.6	5.9	82.81	83.5	6.0	82.85	82.6	5.9	82.83	82.8
02/21/2017 11:50	5.8	83.21	83.7	5.9	82.85	83.5	6.0	82.92	82.7	5.9	82.91	82.9
02/21/2017 12:00	5.8	83.22	83.7	5.9	82.90	83.5	6.0	82.92	82.7	5.9	82.91	82.9
02/21/2017 12:10	5.8	83.19	83.7	5.9	82.85	83.6	6.0	82.92	82.8	5.9	82.88	82.9
02/21/2017 12:20	5.8	83.13	83.7	5.9	82.83	83.6	6.0	82.90	82.7	5.9	82.83	82.9
02/21/2017 12:30	5.8	83.09	83.6	5.9	82.79	83.6	6.0	82.83	82.7	5.9	82.80	82.9
02/21/2017 12:40	5.8	83.02	83.7	5.9	82.72	83.5	5.9	82.77	82.7	5.9	82.72	82.8
02/21/2017 12:50	5.8	83.08	83.7	5.9	82.79	83.5	6.0	82.84	82.7	5.9	82.79	82.8
02/21/2017 13:00	5.8	83.21	83.7	5.9	82.89	83.5	6.0	82.93	82.7	5.9	82.92	82.9
02/21/2017 13:10	4.6	83.27	83.7	4.6	82.95	83.6	4.7	82.97	82.8	4.6	82.98	83.0
02/21/2017 13:20	2.4	82.69	83.9	2.5	82.45	83.7	2.5	82.55	82.8	2.5	82.62	83.0
02/21/2017 13:30	5.7	82.58	84.3	5.7	82.23	84.0	5.9	82.31	82.4	5.9	82.40	81.7
02/21/2017 13:40	5.8	83.75	83.5	5.9	83.27	83.5	6.1	83.34	82.8	6.1	83.52	82.3
02/21/2017 13:50	5.8	84.00	83.9	5.9	83.47	83.7	6.1	83.57	83.2	6.1	83.77	83.4
02/21/2017 14:00	5.8	84.16	84.2	5.9	83.74	84.1	6.1	83.76	83.4	6.1	83.96	83.6
02/21/2017 14:10	5.8	84.32	84.4	5.9	83.84	84.2	6.1	83.91	83.6	6.0	84.05	83.8
02/21/2017 14:20	5.8	84.62	84.6	5.9	84.09	84.3	6.1	84.13	83.7	6.0	84.39	83.9
02/21/2017 14:30	5.8	84.80	84.7	5.9	84.22	84.6	6.1	84.31	84.0	6.0	84.57	84.2
02/21/2017 14:40	5.8	84.86	84.9	5.9	84.39	84.8	6.0	84.45	84.1	6.0	84.66	84.3
02/21/2017 14:50	5.8	84.81	84.9	5.9	84.42	84.8	6.0	84.44	84.2	6.0	84.54	84.3

Date/Time	HW13i F	HW13i T	HW13o	HW14i F	HW14i T	HW14o	HW15i F	HW15i T	HW15o	HW16i F	HW16i T	HW16o
02/21/2017 15:00	5.8	84.70	85.0	5.9	84.34	84.8	6.0	84.41	84.1	6.0	84.42	84.3
02/21/2017 15:10	5.8	84.61	85.0	5.9	84.27	84.8	6.0	84.33	84.0	6.0	84.35	84.3
02/21/2017 15:20	5.8	84.56	85.0	5.9	84.22	84.8	6.0	84.29	83.9	6.0	84.29	84.2
02/21/2017 15:30	5.8	84.53	84.9	5.9	84.16	84.7	6.0	84.23	83.9	6.0	84.25	84.2
02/21/2017 15:40	5.9	84.54	84.9	5.9	84.18	84.8	6.0	84.24	84.0	6.0	84.31	84.2
02/21/2017 15:50	5.8	84.54	84.9	5.9	84.15	84.8	6.0	84.24	84.0	6.0	84.25	84.2
02/21/2017 16:00	5.8	84.61	84.9	5.9	84.21	84.8	6.0	84.30	84.0	6.0	84.32	84.2
02/21/2017 16:10	5.8	84.64	84.9	5.8	84.24	84.8	6.0	84.33	84.1	6.0	84.38	84.3
02/21/2017 16:20	5.8	84.72	85.0	5.9	84.33	84.8	6.0	84.40	84.1	6.0	84.43	84.3
02/21/2017 16:30	5.8	84.77	85.0	5.9	84.37	84.8	6.0	84.44	84.2	6.0	84.49	84.4
02/21/2017 16:40	5.8	84.83	85.1	5.9	84.52	84.9	6.0	84.53	84.1	6.0	84.61	84.4
02/21/2017 16:50	5.8	84.83	85.1	5.8	84.50	85.0	6.0	84.53	84.3	6.0	84.53	84.5
02/21/2017 17:00	5.9	84.83	85.1	5.8	84.46	85.0	6.0	84.53	84.3	6.0	84.53	84.5
02/21/2017 17:10	5.9	84.78	85.2	5.8	84.40	85.0	6.0	84.47	84.3	6.0	84.50	84.5
02/21/2017 17:20	5.9	84.63	85.1	5.8	84.30	84.9	6.0	84.33	84.3	6.0	84.41	84.4
02/21/2017 17:30	5.9	84.59	85.1	5.8	84.22	84.9	6.0	84.30	84.2	6.0	84.32	84.3
02/21/2017 17:40	5.9	84.49	85.0	5.8	84.13	84.8	6.0	84.18	84.0	6.0	84.17	84.2
02/21/2017 17:50	5.9	84.33	85.0	5.8	84.02	84.7	6.0	84.04	83.9	6.0	84.03	84.1
02/21/2017 18:00	5.9	84.17	84.9	5.8	83.87	84.7	6.0	83.92	83.8	6.0	83.88	84.0
02/21/2017 18:10	5.9	84.09	84.8	5.8	83.79	84.6	6.0	83.79	83.7	6.0	83.76	83.9
02/21/2017 18:20	5.9	83.92	84.7	5.8	83.64	84.5	6.0	83.66	83.6	6.0	83.63	83.8
02/21/2017 18:30	5.9	83.83	84.6	5.8	83.49	84.4	6.0	83.55	83.5	6.0	83.49	83.7
02/21/2017 18:40	5.9	83.72	84.5	5.8	83.42	84.3	6.0	83.45	83.3	6.0	83.41	83.5
02/21/2017 18:50	5.9	83.64	84.4	5.8	83.35	84.2	6.0	83.36	83.3	6.0	83.31	83.5
02/21/2017 19:00	5.9	83.46	84.3	5.8	83.17	84.1	6.0	83.23	83.2	6.0	83.16	83.4
02/21/2017 19:10	5.9	83.39	84.2	5.8	83.07	84.0	6.0	83.12	83.1	6.0	83.06	83.2
02/21/2017 19:20	5.9	83.26	84.2	5.8	82.97	83.9	6.0	82.98	83.0	6.0	82.93	83.2
02/21/2017 19:30	5.9	83.17	84.0	5.8	82.88	83.8	6.0	82.92	82.9	6.0	82.87	83.1
02/21/2017 19:40	5.9	83.07	83.9	5.8	82.81	83.8	6.0	82.85	82.8	6.0	82.77	83.0
02/21/2017 19:50	5.9	82.98	83.8	5.8	82.70	83.7	6.0	82.74	82.8	6.0	82.67	82.9
02/21/2017 20:00	5.9	82.86	83.8	5.8	82.58	83.6	6.0	82.63	82.6	6.0	82.54	82.8
02/21/2017 20:10	5.9	82.80	83.7	5.8	82.51	83.5	6.0	82.55	82.5	6.0	82.49	82.7
02/21/2017 20:20	5.9	82.72	83.6	5.8	82.43	83.5	6.0	82.50	82.4	6.0	82.42	82.6
02/21/2017 20:30	5.9	82.66	83.5	5.8	82.34	83.4	6.0	82.36	82.4	6.0	82.32	82.5
02/21/2017 20:40	5.9	82.53	83.5	5.8	82.27	83.3	6.0	82.31	82.3	6.0	82.22	82.4
02/21/2017 20:50	5.9	82.46	83.3	5.8	82.15	83.3	6.0	82.22	82.2	6.0	82.14	82.3
02/21/2017 21:00	5.9	82.33	83.3	5.8	82.08	83.1	6.0	82.13	82.2	6.0	82.05	82.3
02/21/2017 21:10	5.9	82.32	83.2	5.8	82.03	83.0	6.0	82.08	82.1	6.0	81.99	82.2
02/21/2017 21:20	5.9	82.26	83.1	5.8	82.02	83.0	6.0	82.03	82.0	6.0	81.92	82.1
02/21/2017 21:30	5.9	82.22	83.1	5.8	81.97	83.0	6.0	82.00	82.0	6.0	81.92	82.1
02/21/2017 21:40	5.9	82.17	83.1	5.8	81.89	83.0	6.0	81.91	81.9	6.0	81.87	82.1
02/21/2017 21:50	5.9	82.10	83.0	5.8	81.82	82.9	6.0	81.83	81.8	6.0	81.80	82.0
02/21/2017 22:00	5.8	82.03	83.0	5.8	81.72	82.9	6.0	81.82	81.8	6.0	81.72	81.9
02/21/2017 22:10	5.8	81.97	83.0	5.8	81.67	82.7	6.0	81.71	81.7	6.0	81.62	81.9
02/21/2017 22:20	5.9	81.82	82.9	5.8	81.56	82.7	6.0	81.58	81.7	6.0	81.50	81.8
02/21/2017 22:30	5.9	81.66	82.8	5.8	81.36	82.6	6.0	81.43	81.5	6.0	81.35	81.7
02/21/2017 22:40	5.9	81.54	82.7	5.8	81.25	82.6	6.0	81.33	81.4	6.0	81.22	81.6
02/21/2017 22:50	5.9	81.52	82.6	5.8	81.24	82.5	6.0	81.31	81.3	6.0	81.22	81.5
02/21/2017 23:00	5.9	81.42	82.5	5.8	81.22	82.3	6.0	81.22	81.3	6.0	81.13	81.4
02/21/2017 23:10	5.9	81.42	82.4	5.8	81.22	82.3	6.0	81.23	81.2	6.0	81.13	81.4
02/21/2017 23:20	5.9	81.38	82.4	5.8	81.18	82.3	6.0	81.22	81.2	6.0	81.13	81.3
02/21/2017 23:30	5.9	81.38	82.3	5.8	81.19	82.3	6.0	81.20	81.2	6.0	81.12	81.3
02/21/2017 23:40	5.9	81.24	82.3	5.8	81.05	82.2	6.0	81.13	81.2	6.0	80.98	81.3
02/21/2017 23:50	5.9	81.19	82.3	5.8	80.97	82.1	6.0	81.06	81.1	6.0	80.92	81.2
02/22/2017 00:00	5.9	81.13	82.2	5.8	80.92	82.1	6.0	81.00	81.0	6.0	80.85	81.2

Date/Time	HW13i F	HW13i T	HW13o	HW14i F	HW14i T	HW14o	HW15i F	HW15i T	HW15o	HW16i F	HW16i T	HW16o
02/22/2017 00:10	5.9	81.12	82.2	5.8	80.92	82.0	6.0	80.92	80.9	6.0	80.83	81.1
02/22/2017 00:20	5.9	81.05	82.2	5.8	80.88	82.0	6.0	80.90	80.9	6.0	80.78	81.1
02/22/2017 00:30	5.9	81.03	82.1	5.8	80.85	82.0	6.0	80.90	80.8	6.0	80.75	81.0
02/22/2017 00:40	5.9	80.98	82.1	5.8	80.82	81.9	6.0	80.83	80.9	6.0	80.72	81.0
02/22/2017 00:50	5.9	80.88	82.0	5.8	80.68	81.9	6.0	80.75	80.8	6.0	80.61	81.0
02/22/2017 01:00	5.8	80.76	82.0	5.8	80.55	81.8	6.0	80.59	80.7	6.0	80.46	80.9
02/22/2017 01:10	5.8	80.64	81.9	5.8	80.45	81.8	6.0	80.46	80.6	6.0	80.36	80.8
02/22/2017 01:20	5.8	80.52	81.8	5.8	80.33	81.6	6.0	80.41	80.5	6.0	80.26	80.6
02/22/2017 01:30	5.8	80.45	81.7	5.8	80.25	81.6	6.0	80.27	80.3	6.0	80.16	80.5
02/22/2017 01:40	5.8	80.33	81.7	5.8	80.14	81.5	6.0	80.21	80.3	6.0	80.08	80.4
02/22/2017 01:50	5.8	80.28	81.6	5.8	80.09	81.4	6.0	80.10	80.2	6.0	79.98	80.3
02/22/2017 02:00	5.8	80.04	81.5	5.8	79.84	81.3	6.0	79.91	80.1	6.0	79.74	80.2
02/22/2017 02:10	5.8	80.03	81.4	5.8	79.85	81.2	6.0	79.88	79.9	6.0	79.74	80.1
02/22/2017 02:20	5.8	79.92	81.3	5.8	79.78	81.1	6.0	79.80	79.9	5.9	79.65	80.0
02/22/2017 02:30	5.8	79.60	81.2	5.8	79.45	81.0	6.0	79.48	79.8	5.9	79.33	79.9
02/22/2017 02:40	5.8	79.49	81.0	5.8	79.35	80.9	6.0	79.36	79.5	5.9	79.19	79.7
02/22/2017 02:50	5.8	79.37	80.9	5.8	79.20	80.7	6.0	79.24	79.4	5.9	79.07	79.5
02/22/2017 03:00	5.8	79.20	80.8	5.8	79.06	80.6	6.0	79.09	79.2	6.0	78.92	79.4
02/22/2017 03:10	5.8	79.13	80.6	5.8	78.95	80.5	6.0	79.01	79.1	5.9	78.83	79.3
02/22/2017 03:20	5.8	79.06	80.6	5.8	78.89	80.4	6.0	78.94	79.1	5.9	78.75	79.2
02/22/2017 03:30	5.8	78.93	80.5	5.8	78.75	80.3	6.0	78.83	79.0	5.9	78.63	79.1
02/22/2017 03:40	5.8	78.99	80.4	5.8	78.79	80.2	6.0	78.85	78.9	5.9	78.69	79.0
02/22/2017 03:50	5.8	78.92	80.3	5.8	78.72	80.2	6.0	78.83	78.9	6.0	78.63	79.0
02/22/2017 04:00	5.8	78.86	80.3	5.8	78.72	80.1	6.0	78.75	78.9	5.9	78.60	79.0
02/22/2017 04:10	5.8	78.83	80.2	5.8	78.64	80.1	6.0	78.69	78.8	5.9	78.53	79.0
02/22/2017 04:20	5.8	78.74	80.2	5.8	78.56	80.0	6.0	78.60	78.8	5.9	78.46	78.9
02/22/2017 04:30	5.8	78.64	80.1	5.8	78.44	80.0	6.0	78.52	78.7	5.9	78.34	78.8
02/22/2017 04:40	5.8	78.58	80.1	5.8	78.42	79.9	6.0	78.43	78.6	5.9	78.31	78.7
02/22/2017 04:50	5.8	78.44	80.0	5.8	78.32	79.8	6.0	78.33	78.5	5.9	78.21	78.7
02/22/2017 05:00	5.8	78.42	79.9	5.8	78.28	79.7	6.0	78.33	78.4	5.9	78.18	78.6
02/22/2017 05:10	5.8	78.42	79.9	5.8	78.22	79.7	6.0	78.26	78.4	5.9	78.11	78.6
02/22/2017 05:20	5.8	78.38	79.8	5.8	78.19	79.6	6.0	78.22	78.3	5.9	78.06	78.5
02/22/2017 05:30	5.8	78.24	79.7	5.8	78.08	79.6	6.0	78.11	78.3	5.9	77.95	78.4
02/22/2017 05:40	5.8	78.13	79.7	5.8	77.97	79.6	6.0	78.00	78.2	5.9	77.86	78.3
02/22/2017 05:50	5.8	78.08	79.6	5.8	77.94	79.4	6.0	77.95	78.1	5.9	77.79	78.2
02/22/2017 06:00	5.8	78.00	79.5	5.8	77.84	79.4	6.0	77.88	78.0	5.9	77.71	78.2
02/22/2017 06:10	5.8	77.92	79.5	5.8	77.75	79.3	6.0	77.82	78.0	5.9	77.63	78.1
02/22/2017 06:20	5.8	77.91	79.4	5.8	77.79	79.2	6.0	77.83	77.9	5.9	77.63	78.0
02/22/2017 06:30	5.8	77.83	79.3	5.8	77.72	79.2	6.0	77.75	77.8	5.9	77.61	78.0
02/22/2017 06:40	5.8	77.83	79.3	5.8	77.72	79.2	6.0	77.78	77.9	5.9	77.61	78.0
02/22/2017 06:50	5.8	77.78	79.3	5.8	77.68	79.2	6.0	77.70	77.8	5.9	77.53	78.0
02/22/2017 07:00	5.8	77.73	79.3	5.8	77.63	79.2	6.0	77.63	77.8	5.9	77.47	77.9
02/22/2017 07:10	5.8	77.78	79.2	5.8	77.65	79.1	6.0	77.68	77.8	5.9	77.53	77.9
02/22/2017 07:20	5.8	77.81	79.2	5.8	77.69	79.1	6.0	77.70	77.8	5.9	77.52	77.9
02/22/2017 07:30	5.8	77.78	79.2	5.8	77.68	79.0	6.0	77.69	77.8	5.9	77.52	77.9
02/22/2017 07:40	5.8	77.83	79.2	5.8	77.72	79.0	6.0	77.73	77.8	5.9	77.55	77.9
02/22/2017 07:50	5.8	77.90	79.2	5.8	77.75	79.0	6.0	77.80	77.8	5.9	77.62	78.0
02/22/2017 08:00	5.8	77.91	79.2	5.8	77.75	79.1	6.0	77.83	77.9	5.9	77.63	78.0
02/22/2017 08:10	5.8	77.88	79.2	5.8	77.73	79.1	6.0	77.80	77.9	5.9	77.63	78.0
02/22/2017 08:20	5.8	77.92	79.2	5.8	77.78	79.1	6.0	77.82	77.9	5.9	77.63	78.0
02/22/2017 08:30	5.8	78.00	79.2	5.8	77.82	79.1	6.0	77.89	77.9	5.9	77.70	78.0
02/22/2017 08:40	5.8	78.06	79.3	5.8	77.91	79.1	6.0	77.92	77.9	5.9	77.80	78.1
02/22/2017 08:50	5.8	78.18	79.3	5.8	78.01	79.2	6.0	78.03	78.1	5.9	77.91	78.1
02/22/2017 09:00	5.8	78.22	79.4	5.8	78.02	79.3	6.0	78.11	78.1	5.9	77.92	78.3
02/22/2017 09:10	5.8	78.30	79.5	5.8	78.10	79.3	6.0	78.17	78.1	5.9	78.01	78.3

Date/Time	HW13i F	HW13i T	HW13o	HW14i F	HW14i T	HW14o	HW15i F	HW15i T	HW15o	HW16i F	HW16i T	HW16o
02/22/2017 09:20	5.8	78.39	79.5	5.8	78.19	79.3	6.0	78.26	78.2	5.9	78.10	78.3
02/22/2017 09:30	5.8	78.43	79.6	5.8	78.27	79.4	6.0	78.32	78.3	5.9	78.19	78.4
02/22/2017 09:40	5.8	78.49	79.6	5.8	78.36	79.5	6.0	78.38	78.3	5.9	78.25	78.5
02/22/2017 09:50	5.8	78.57	79.6	5.8	78.42	79.5	6.0	78.44	78.4	5.9	78.32	78.5
02/22/2017 10:00	5.8	78.63	79.7	5.8	78.42	79.6	6.0	78.53	78.4	5.9	78.33	78.6
02/22/2017 10:10	5.8	78.60	79.7	5.8	78.42	79.7	6.0	78.46	78.5	5.9	78.33	78.6
02/22/2017 10:20	5.8	78.70	79.8	5.8	78.50	79.7	6.0	78.58	78.5	5.9	78.44	78.6
02/22/2017 10:30	5.8	78.82	79.8	5.8	78.63	79.7	6.0	78.67	78.5	5.9	78.53	78.7
02/22/2017 10:40	5.8	78.87	79.9	5.8	78.70	79.8	6.0	78.73	78.6	5.9	78.61	78.8
02/22/2017 10:50	5.8	78.89	79.9	5.8	78.71	79.8	6.0	78.73	78.7	5.9	78.61	78.8
02/22/2017 11:00	5.8	78.92	80.0	5.8	78.72	79.9	6.0	78.78	78.8	5.9	78.66	78.9
02/22/2017 11:10	5.8	78.98	80.0	5.8	78.75	79.9	6.0	78.83	78.8	5.9	78.72	79.0
02/22/2017 11:20	5.8	79.09	80.1	5.8	78.87	80.0	6.0	78.93	78.8	5.9	78.82	79.0
02/22/2017 11:30	5.9	79.14	80.1	5.9	78.95	80.0	6.0	79.01	79.0	5.9	78.91	79.1
02/22/2017 11:40	5.9	79.22	80.2	5.9	79.01	80.1	6.0	79.04	79.0	6.0	78.98	79.1
02/22/2017 11:50	5.8	79.39	80.2	5.8	79.14	80.1	6.0	79.20	79.1	5.9	79.11	79.2
02/22/2017 12:00	5.8	79.54	80.3	5.8	79.31	80.2	6.0	79.34	79.2	5.9	79.31	79.3
02/22/2017 12:10	5.8	79.65	80.5	5.8	79.43	80.3	6.0	79.46	79.3	5.9	79.40	79.5
02/22/2017 12:20	5.8	79.74	80.6	5.8	79.47	80.4	6.0	79.54	79.4	5.9	79.44	79.6
02/22/2017 12:30	5.8	79.92	80.6	5.8	79.66	80.5	6.0	79.72	79.5	5.9	79.66	79.7
02/22/2017 12:40	5.8	80.19	80.7	5.8	79.89	80.6	6.0	79.97	79.7	5.9	79.90	79.9
02/22/2017 12:50	5.8	80.40	80.9	5.8	80.09	80.8	6.0	80.13	80.0	5.9	80.17	80.1
02/22/2017 13:00	5.8	80.62	81.1	5.8	80.23	81.0	6.0	80.30	80.1	5.9	80.40	80.3
02/22/2017 13:10	5.8	80.96	81.2	5.8	80.47	81.2	6.0	80.57	80.3	5.9	80.75	80.5
02/22/2017 13:20	5.8	81.28	81.5	5.8	80.82	81.4	6.0	80.90	80.6	5.9	81.07	80.8
02/22/2017 13:30	5.8	81.64	81.7	5.8	81.17	81.6	6.0	81.23	80.9	5.9	81.41	81.1
02/22/2017 13:40	5.8	81.90	82.0	5.8	81.39	81.9	6.0	81.48	81.1	5.9	81.64	81.4
02/22/2017 13:50	5.8	82.14	82.2	5.8	81.59	82.1	6.0	81.67	81.3	5.9	81.90	81.5
02/22/2017 14:00	5.8	82.49	82.4	5.8	81.94	82.3	6.0	82.00	81.6	5.9	82.27	81.8
02/22/2017 14:10	5.8	82.75	82.6	5.8	82.19	82.6	6.0	82.26	81.9	5.9	82.52	82.1
02/22/2017 14:20	5.8	83.06	82.9	5.8	82.44	82.8	6.0	82.53	82.2	5.9	82.87	82.4
02/22/2017 14:30	5.8	83.39	83.1	5.8	82.79	83.0	6.0	82.86	82.5	5.9	83.17	82.7
02/22/2017 14:40	5.8	83.55	83.3	5.8	83.03	83.2	6.0	83.11	82.7	5.9	83.30	82.9
02/22/2017 14:50	5.8	83.61	83.6	5.8	83.17	83.4	6.0	83.22	82.9	5.9	83.33	83.0
02/22/2017 15:00	5.8	83.72	83.7	5.8	83.29	83.5	6.0	83.33	83.0	5.9	83.43	83.2
02/22/2017 15:10	5.8	83.81	83.8	5.8	83.38	83.7	6.0	83.41	83.1	5.9	83.56	83.3
02/22/2017 15:20	5.8	84.07	83.9	5.8	83.52	83.8	6.0	83.59	83.2	5.9	83.85	83.4
02/22/2017 15:30	5.8	84.43	84.1	5.8	83.80	84.0	6.0	83.87	83.5	5.9	84.23	83.7
02/22/2017 15:40	5.8	84.88	84.4	5.8	84.19	84.3	6.0	84.28	83.8	5.9	84.76	84.0
02/22/2017 15:50	5.8	85.19	84.7	5.8	84.52	84.6	6.0	84.61	84.2	5.9	85.02	84.3
02/22/2017 16:00	5.8	85.29	84.9	5.8	84.75	84.9	6.0	84.80	84.3	5.9	85.10	84.6
02/22/2017 16:10	5.8	85.37	85.1	5.8	84.88	85.0	6.0	84.94	84.5	5.9	85.17	84.7
02/22/2017 16:20	5.8	85.48	85.2	5.8	84.98	85.2	6.0	85.05	84.7	5.9	85.22	84.8
02/22/2017 16:30	5.8	85.52	85.4	5.8	85.09	85.2	6.0	85.13	84.7	5.9	85.24	85.0
02/22/2017 16:40	5.8	85.52	85.5	5.8	85.13	85.3	6.0	85.14	84.8	5.9	85.30	85.0
02/22/2017 16:50	5.8	85.55	85.5	5.8	85.16	85.4	6.0	85.20	84.9	5.9	85.32	85.0
02/22/2017 17:00	5.8	85.61	85.6	5.8	85.22	85.5	6.0	85.23	84.9	5.9	85.36	85.1
02/22/2017 17:10	5.8	85.74	85.7	5.8	85.29	85.6	6.0	85.33	85.0	5.9	85.50	85.2
02/22/2017 17:20	5.8	85.85	85.8	5.8	85.41	85.6	6.0	85.44	85.1	5.9	85.61	85.3
02/22/2017 17:30	5.8	85.92	85.8	5.8	85.47	85.7	6.0	85.52	85.1	5.9	85.66	85.3
02/22/2017 17:40	5.8	85.92	85.9	5.8	85.52	85.7	6.0	85.52	85.2	5.9	85.72	85.4
02/22/2017 17:50	5.8	85.92	85.9	5.8	85.52	85.8	6.0	85.52	85.2	5.9	85.66	85.4
02/22/2017 18:00	5.8	85.80	85.9	5.8	85.45	85.8	6.0	85.48	85.2	5.9	85.54	85.4
02/22/2017 18:10	5.8	85.63	85.9	5.8	85.28	85.7	6.0	85.33	85.1	5.9	85.37	85.3
02/22/2017 18:20	5.8	85.61	85.9	5.8	85.30	85.7	6.0	85.32	85.1	5.9	85.34	85.2

Date/Time	HW13i F	HW13i T	HW13o	HW14i F	HW14i T	HW14o	HW15i F	HW15i T	HW15o	HW16i F	HW16i T	HW16o
02/22/2017 18:30	5.8	85.49	85.8	5.8	85.19	85.7	6.0	85.23	85.0	5.9	85.24	85.2
02/22/2017 18:40	5.8	85.35	85.8	5.8	85.05	85.6	6.0	85.10	84.9	5.9	85.10	85.1
02/22/2017 18:50	5.8	85.23	85.7	5.8	84.93	85.5	6.0	84.97	84.9	5.9	84.97	85.0
02/22/2017 19:00	5.8	85.12	85.6	5.8	84.83	85.5	6.0	84.85	84.7	5.9	84.84	84.9
02/22/2017 19:10	5.8	85.06	85.6	5.8	84.78	85.4	6.0	84.81	84.7	5.9	84.82	84.8
02/22/2017 19:20	5.8	85.03	85.5	5.8	84.75	85.3	6.0	84.78	84.6	5.9	84.81	84.7
02/22/2017 19:30	5.8	84.99	85.4	5.8	84.69	85.3	6.0	84.73	84.6	5.9	84.73	84.7
02/22/2017 19:40	5.8	84.88	85.4	5.8	84.60	85.3	6.0	84.67	84.5	5.9	84.62	84.7
02/22/2017 19:50	5.8	84.83	85.3	5.8	84.53	85.2	6.0	84.56	84.5	5.9	84.52	84.6
02/22/2017 20:00	5.8	84.74	85.3	5.8	84.46	85.1	6.0	84.48	84.3	5.9	84.44	84.5
02/22/2017 20:10	5.8	84.62	85.2	5.8	84.34	85.0	6.0	84.39	84.3	5.9	84.31	84.4
02/22/2017 20:20	5.8	84.53	85.2	5.8	84.23	84.9	6.0	84.31	84.2	5.9	84.22	84.3
02/22/2017 20:30	5.8	84.44	85.1	5.8	84.14	84.9	6.0	84.17	84.1	5.9	84.08	84.3
02/22/2017 20:40	5.8	84.31	85.0	5.8	84.05	84.8	6.0	84.07	84.0	5.9	84.00	84.2
02/22/2017 20:50	5.8	84.18	85.0	5.8	83.91	84.7	6.0	83.97	83.9	5.9	83.89	84.0
02/22/2017 21:00	5.8	84.10	84.8	5.8	83.83	84.6	6.0	83.84	83.8	5.9	83.75	84.0
02/22/2017 21:10	5.8	83.93	84.7	5.8	83.66	84.6	6.0	83.67	83.7	5.9	83.62	83.9
02/22/2017 21:20	5.8	83.77	84.7	5.8	83.47	84.4	6.0	83.50	83.5	5.9	83.42	83.6
02/22/2017 21:30	5.8	83.65	84.5	5.8	83.38	84.3	6.0	83.38	83.3	5.9	83.32	83.5
02/22/2017 21:40	5.8	83.55	84.4	5.8	83.31	84.2	6.0	83.33	83.3	5.9	83.24	83.4
02/22/2017 21:50	5.8	83.46	84.3	5.8	83.22	84.1	6.0	83.25	83.2	5.9	83.14	83.3
02/22/2017 22:00	5.8	83.35	84.2	5.8	83.08	84.1	6.0	83.11	83.1	5.9	83.00	83.2
02/22/2017 22:10	5.8	83.23	84.1	5.8	82.99	84.0	6.0	82.98	83.0	5.9	82.91	83.2
02/22/2017 22:20	5.8	83.08	84.1	5.8	82.88	83.8	6.0	82.90	82.9	5.9	82.78	83.0
02/22/2017 22:30	5.8	82.99	84.0	5.8	82.75	83.8	6.0	82.77	82.8	5.9	82.66	82.9
02/22/2017 22:40	5.8	82.88	83.8	5.8	82.63	83.7	6.0	82.64	82.7	5.9	82.54	82.8
02/22/2017 22:50	5.8	82.73	83.8	5.8	82.48	83.6	6.0	82.52	82.6	5.9	82.41	82.7
02/22/2017 23:00	5.8	82.59	83.6	5.8	82.33	83.4	6.0	82.37	82.5	5.9	82.24	82.6
02/22/2017 23:10	5.8	82.48	83.5	5.8	82.26	83.3	6.0	82.27	82.4	5.9	82.16	82.5
02/22/2017 23:20	5.8	82.33	83.4	5.8	82.09	83.3	6.0	82.15	82.2	5.9	82.00	82.3
02/22/2017 23:30	5.8	82.24	83.3	5.8	82.02	83.2	6.0	82.04	82.1	5.9	81.91	82.2
02/22/2017 23:40	5.8	82.09	83.2	5.8	81.88	83.0	6.0	81.89	81.9	5.9	81.78	82.1
02/22/2017 23:50	5.8	81.98	83.1	5.8	81.76	83.0	6.0	81.78	81.9	5.9	81.66	82.0
02/23/2017 00:00	5.8	81.87	83.0	5.8	81.64	82.8	6.0	81.67	81.8	5.9	81.53	81.9
02/23/2017 00:10	5.8	81.76	82.9	5.8	81.56	82.8	6.0	81.56	81.7	5.9	81.45	81.8
02/23/2017 00:20	5.8	81.65	82.8	5.8	81.44	82.7	6.0	81.47	81.5	5.9	81.33	81.7
02/23/2017 00:30	5.8	81.53	82.7	5.8	81.32	82.6	6.0	81.36	81.4	5.9	81.22	81.6
02/23/2017 00:40	5.8	81.42	82.6	5.8	81.22	82.4	6.0	81.27	81.3	5.9	81.13	81.5
02/23/2017 00:50	5.8	81.31	82.5	5.8	81.15	82.4	6.0	81.15	81.2	5.9	81.04	81.4
02/23/2017 01:00	5.8	81.22	82.4	5.8	81.07	82.3	6.0	81.10	81.1	5.9	80.94	81.3
02/23/2017 01:10	5.8	81.17	82.3	5.8	80.97	82.2	6.0	81.03	81.1	5.9	80.88	81.2
02/23/2017 01:20	5.8	81.13	82.3	5.8	80.92	82.1	6.0	80.97	81.0	5.9	80.83	81.2
02/23/2017 01:30	5.8	81.08	82.2	5.8	80.92	82.1	6.0	80.92	81.0	5.9	80.81	81.1
02/23/2017 01:40	5.8	80.99	82.2	5.8	80.84	82.0	6.0	80.84	81.0	5.9	80.73	81.0
02/23/2017 01:50	5.8	80.95	82.1	5.8	80.80	82.0	6.0	80.83	80.9	5.9	80.70	81.0
02/23/2017 02:00	5.8	80.92	82.1	5.8	80.74	81.9	6.0	80.77	80.8	5.9	80.64	81.0
02/23/2017 02:10	5.8	80.89	82.0	5.8	80.69	81.9	6.0	80.72	80.8	5.9	80.57	80.9
02/23/2017 02:20	5.8	80.84	82.0	5.8	80.64	81.8	6.0	80.69	80.7	5.9	80.53	80.9
02/23/2017 02:30	5.8	80.84	82.0	5.8	80.63	81.8	6.0	80.66	80.7	5.9	80.53	80.9
02/23/2017 02:40	5.8	80.74	81.9	5.8	80.52	81.8	6.0	80.59	80.7	5.9	80.43	80.8
02/23/2017 02:50	5.8	80.67	81.9	5.8	80.49	81.7	6.0	80.49	80.6	5.9	80.39	80.7
02/23/2017 03:00	5.8	80.34	81.8	5.8	80.18	81.7	5.9	80.20	80.4	5.9	80.07	80.6
02/23/2017 03:10	5.8	80.21	81.6	5.8	80.04	81.5	6.0	80.06	80.2	5.9	79.93	80.4
02/23/2017 03:20	5.8	80.00	81.5	5.8	79.83	81.4	6.0	79.87	80.1	5.9	79.71	80.2
02/23/2017 03:30	5.8	79.89	81.4	5.8	79.77	81.2	5.9	79.76	79.9	5.9	79.64	80.0

Date/Time	HW13i F	HW13i T	HW13o	HW14i F	HW14i T	HW14o	HW15i F	HW15i T	HW15o	HW16i F	HW16i T	HW16o
02/23/2017 03:40	5.8	79.84	81.2	5.8	79.67	81.1	6.0	79.68	79.8	5.9	79.56	80.0
02/23/2017 03:50	5.8	79.68	81.2	5.8	79.48	81.0	5.9	79.50	79.7	5.9	79.39	79.8
02/23/2017 04:00	5.8	79.62	81.1	5.8	79.42	80.9	6.0	79.47	79.6	5.9	79.35	79.8
02/23/2017 04:10	5.8	79.57	81.0	5.8	79.41	80.9	5.9	79.44	79.6	5.9	79.31	79.7
02/23/2017 04:20	5.8	79.51	80.9	5.8	79.33	80.8	5.9	79.35	79.5	5.9	79.22	79.7
02/23/2017 04:30	5.8	79.42	80.8	5.8	79.24	80.7	6.0	79.32	79.4	5.9	79.12	79.6
02/23/2017 04:40	5.8	79.33	80.8	5.8	79.13	80.6	5.9	79.20	79.4	5.9	79.03	79.4
02/23/2017 04:50	5.8	79.26	80.7	5.8	79.12	80.6	6.0	79.13	79.2	5.9	78.98	79.4
02/23/2017 05:00	5.8	79.14	80.7	5.8	78.99	80.5	6.0	79.02	79.2	5.9	78.88	79.3
02/23/2017 05:10	5.8	79.08	80.6	5.8	78.89	80.4	6.0	78.92	79.1	5.9	78.78	79.3
02/23/2017 05:20	5.8	78.99	80.5	5.8	78.83	80.3	6.0	78.86	79.0	5.9	78.72	79.1
02/23/2017 05:30	5.8	78.94	80.4	5.8	78.75	80.3	6.0	78.81	78.9	5.9	78.65	79.1
02/23/2017 05:40	5.8	78.89	80.4	5.8	78.72	80.2	6.0	78.75	78.9	5.9	78.62	79.0
02/23/2017 05:50	5.8	78.83	80.3	5.8	78.64	80.1	5.9	78.65	78.9	5.9	78.55	79.0
02/23/2017 06:00	5.8	78.82	80.3	5.8	78.59	80.1	6.0	78.62	78.7	5.9	78.52	78.9
02/23/2017 06:10	5.8	78.77	80.2	5.8	78.53	80.0	6.0	78.58	78.7	5.9	78.48	78.8
02/23/2017 06:20	5.8	78.81	80.1	5.8	78.56	80.0	6.0	78.63	78.7	5.9	78.52	78.8
02/23/2017 06:30	5.8	78.70	80.1	5.8	78.48	80.0	6.0	78.52	78.7	5.9	78.40	78.8
02/23/2017 06:40	5.8	78.54	80.1	5.8	78.38	79.9	6.0	78.38	78.6	5.9	78.28	78.7
02/23/2017 06:50	5.8	78.57	80.0	5.8	78.42	79.9	5.9	78.42	78.5	5.9	78.33	78.7
02/23/2017 07:00	5.8	78.54	79.9	5.8	78.42	79.8	5.9	78.42	78.6	5.9	78.31	78.7
02/23/2017 07:10	5.8	78.52	80.0	5.8	78.39	79.8	6.0	78.42	78.5	5.9	78.28	78.7
02/23/2017 07:20	5.8	78.48	80.0	5.8	78.34	79.8	6.0	78.36	78.5	5.9	78.25	78.7
02/23/2017 07:30	5.8	78.53	79.9	5.8	78.38	79.7	6.0	78.42	78.5	5.9	78.32	78.6
02/23/2017 07:40	5.8	78.61	79.9	5.8	78.42	79.7	6.0	78.46	78.5	5.9	78.35	78.7
02/23/2017 07:50	5.8	78.69	79.9	5.8	78.48	79.7	6.0	78.53	78.5	5.9	78.43	78.7
02/23/2017 08:00	5.8	78.83	80.0	5.8	78.61	79.8	6.0	78.65	78.6	5.9	78.57	78.8
02/23/2017 08:10	5.8	78.92	80.0	5.8	78.72	79.9	6.0	78.75	78.8	5.9	78.68	78.9
02/23/2017 08:20	5.8	79.00	80.1	5.8	78.75	80.0	6.0	78.81	78.8	5.9	78.74	79.0
02/23/2017 08:30	5.8	79.11	80.1	5.8	78.84	80.0	6.0	78.91	78.9	5.9	78.83	79.0
02/23/2017 08:40	5.8	79.08	80.2	5.8	78.83	80.1	6.0	78.89	78.9	5.9	78.82	79.1
02/23/2017 08:50	5.8	79.18	80.3	5.8	78.90	80.1	6.0	78.97	78.9	5.9	78.95	79.1
02/23/2017 09:00	5.8	79.45	80.3	5.8	79.02	80.2	6.0	79.10	79.1	5.9	79.23	79.2
02/23/2017 09:10	5.8	79.75	80.5	5.8	79.31	80.3	6.0	79.37	79.3	5.9	79.53	79.5
02/23/2017 09:20	5.8	80.05	80.7	5.8	79.56	80.5	6.0	79.66	79.5	5.9	79.81	79.7
02/23/2017 09:30	5.8	80.33	80.8	5.8	79.80	80.7	6.0	79.86	79.8	5.9	80.10	80.0
02/23/2017 09:40	5.8	80.69	81.0	5.8	80.11	81.0	6.0	80.19	80.0	5.9	80.49	80.3
02/23/2017 09:50	5.8	81.00	81.3	5.8	80.45	81.2	6.0	80.52	80.3	5.9	80.78	80.6
02/23/2017 10:00	5.8	81.24	81.5	5.8	80.74	81.4	6.0	80.80	80.7	5.9	81.01	80.8
02/23/2017 10:10	5.8	81.50	81.7	5.8	80.98	81.6	5.9	81.06	80.9	5.9	81.28	81.1
02/23/2017 10:20	5.8	81.92	81.9	5.8	81.30	81.9	6.0	81.38	81.2	5.9	81.68	81.3
02/23/2017 10:30	5.8	82.26	82.2	5.8	81.62	82.2	5.9	81.70	81.6	5.9	82.02	81.7
02/23/2017 10:40	5.8	82.56	82.5	5.8	81.94	82.5	6.0	82.01	81.7	5.9	82.33	82.0
02/23/2017 10:50	5.8	82.87	82.7	5.8	82.25	82.6	6.0	82.33	82.0	5.9	82.67	82.2
02/23/2017 11:00	5.8	83.16	83.0	5.8	82.61	82.9	6.0	82.67	82.3	5.9	82.92	82.5
02/23/2017 11:10	5.8	83.34	83.2	5.8	82.85	83.2	6.0	82.90	82.5	5.9	83.08	82.8
02/23/2017 11:20	5.8	83.68	83.4	5.8	83.03	83.4	6.0	83.09	82.8	5.9	83.45	83.0
02/23/2017 11:30	5.8	84.08	83.7	5.8	83.43	83.6	6.0	83.48	83.1	5.9	83.89	83.4
02/23/2017 11:40	5.8	84.45	84.0	5.8	83.78	83.9	6.0	83.83	83.5	5.9	84.23	83.7
02/23/2017 11:50	5.8	84.73	84.3	5.8	84.14	84.2	6.0	84.21	83.8	5.9	84.53	84.0
02/23/2017 12:00	5.8	84.98	84.6	5.8	84.40	84.5	6.0	84.48	84.0	5.9	84.80	84.3
02/23/2017 12:10	5.8	85.24	84.9	5.8	84.67	84.8	6.0	84.72	84.2	5.9	85.08	84.5
02/23/2017 12:20	5.8	85.39	85.1	5.8	84.89	85.0	6.0	84.94	84.5	5.9	85.18	84.8
02/23/2017 12:30	5.8	85.43	85.2	5.8	84.99	85.1	6.0	85.03	84.7	5.9	85.22	84.9
02/23/2017 12:40	5.8	85.47	85.4	5.8	85.02	85.3	6.0	85.09	84.8	5.9	85.24	84.9

Date/Time	HW13i F	HW13i T	HW13o	HW14i F	HW14i T	HW14o	HW15i F	HW15i T	HW15o	HW16i F	HW16i T	HW16o
02/23/2017 12:50	5.8	85.51	85.5	5.8	85.06	85.2	6.0	85.12	84.9	5.9	85.29	85.0
02/23/2017 13:00	5.8	85.61	85.5	5.8	85.19	85.4	6.0	85.21	84.9	5.9	85.40	85.1
02/23/2017 13:10	5.8	85.77	85.7	5.8	85.31	85.6	6.0	85.36	84.9	5.9	85.57	85.2
02/23/2017 13:20	5.8	85.88	85.8	5.8	85.42	85.6	6.0	85.45	85.1	5.9	85.66	85.3
02/23/2017 13:30	5.8	85.99	85.9	5.8	85.55	85.8	6.0	85.57	85.2	5.9	85.85	85.4
02/23/2017 13:40	5.8	86.14	86.0	5.8	85.64	85.8	6.0	85.67	85.4	5.9	85.94	85.5
02/23/2017 13:50	5.8	86.19	86.1	5.8	85.72	86.0	6.0	85.75	85.6	5.9	85.97	85.6
02/23/2017 14:00	5.8	86.19	86.1	5.8	85.75	86.0	6.0	85.80	85.6	5.9	85.95	85.7
02/23/2017 14:10	5.8	86.17	86.2	5.9	85.75	86.1	6.0	85.81	85.6	5.9	85.94	85.7
02/23/2017 14:20	6.0	86.21	86.2	6.0	85.79	86.1	5.9	85.82	85.5	5.9	85.94	85.7
02/23/2017 14:30	6.0	86.29	86.2	6.0	85.87	86.1	5.9	85.87	85.6	5.9	86.07	85.7
02/23/2017 14:40	6.0	86.34	86.3	6.0	85.95	86.2	5.9	85.92	85.7	5.9	86.13	85.9
02/23/2017 14:50	6.0	86.39	86.4	6.0	85.98	86.3	5.9	85.98	85.7	5.8	86.19	85.9
02/23/2017 15:00	6.0	86.56	86.4	6.0	86.07	86.4	5.9	86.15	85.8	5.8	86.36	86.0
02/23/2017 15:10	6.0	86.73	86.5	6.0	86.25	86.5	5.9	86.28	86.0	5.8	86.59	86.1
02/23/2017 15:20	6.0	86.95	86.7	6.0	86.42	86.6	5.9	86.46	86.1	5.8	86.81	86.2
02/23/2017 15:30	6.0	87.03	86.8	6.0	86.53	86.7	5.9	86.62	86.3	5.8	86.91	86.4
02/23/2017 15:40	6.0	87.06	86.9	6.0	86.62	86.8	5.9	86.63	86.3	5.8	86.94	86.5
02/23/2017 15:50	6.0	87.12	87.0	6.0	86.67	86.9	5.9	86.68	86.3	5.8	87.01	86.6
02/23/2017 16:00	6.0	87.05	87.0	6.0	86.63	86.9	5.9	86.64	86.4	5.8	86.87	86.6
02/23/2017 16:10	6.0	86.92	87.0	6.0	86.49	86.9	5.9	86.54	86.4	5.8	86.71	86.6
02/23/2017 16:20	6.0	86.65	87.0	6.0	86.31	86.9	5.9	86.33	86.2	5.8	86.44	86.4
02/23/2017 16:30	6.0	86.40	86.9	6.0	86.09	86.7	5.9	86.11	86.1	5.8	86.19	86.2
02/23/2017 16:40	6.0	86.20	86.7	6.0	85.90	86.6	5.9	85.90	85.9	5.8	85.94	86.0
02/23/2017 16:50	1.2	85.21	86.6	1.2	84.72	86.4	1.2	84.92	85.7	1.1	85.22	85.8
02/23/2017 17:00	1.8	83.35	86.3	1.8	82.80	86.0	1.8	83.05	85.3	1.8	83.42	85.6
02/23/2017 17:10	5.9	84.84	86.7	6.0	84.54	86.3	5.7	84.60	85.2	5.8	84.60	85.4
02/23/2017 17:20	5.9	84.82	85.9	6.0	84.53	84.6	5.7	84.53	84.4	5.8	84.53	84.6
02/23/2017 17:30	5.2	84.77	85.6	5.2	84.46	85.2	5.0	84.49	84.4	5.1	84.48	84.6
02/23/2017 17:40	4.8	84.08	85.6	4.8	83.80	85.4	4.6	83.86	84.4	4.8	83.83	84.5
02/23/2017 17:50	6.0	84.58	85.5	6.0	84.28	84.9	5.8	84.33	84.3	5.9	84.30	84.4
02/23/2017 18:00	6.0	84.50	85.3	6.0	84.16	85.0	5.8	84.22	84.2	5.9	84.17	84.4
02/23/2017 18:10	5.9	84.43	85.2	6.0	84.13	85.0	5.8	84.15	84.1	5.9	84.10	84.3
02/23/2017 18:20	5.9	84.33	85.1	6.0	84.07	84.9	5.8	84.09	84.1	5.9	84.03	84.2
02/23/2017 18:30	5.9	84.26	85.1	6.0	83.99	84.9	5.7	84.02	84.0	5.9	84.00	84.2
02/23/2017 18:40	5.9	84.22	85.0	6.0	83.94	84.8	5.7	83.98	83.9	5.9	83.94	84.1
02/23/2017 18:50	5.9	84.16	84.9	6.0	83.90	84.7	5.7	83.92	83.9	5.9	83.91	84.0
02/23/2017 19:00	5.9	84.13	84.9	6.0	83.85	84.7	5.7	83.91	83.9	5.8	83.86	84.0
02/23/2017 19:10	5.9	84.13	84.8	6.0	83.83	84.7	5.7	83.83	83.8	5.8	83.81	83.9
02/23/2017 19:20	5.9	84.08	84.8	6.0	83.80	84.6	5.7	83.81	83.7	5.8	83.74	83.9
02/23/2017 19:30	5.9	84.03	84.8	6.0	83.73	84.5	5.7	83.75	83.7	5.8	83.72	83.9
02/23/2017 19:40	5.9	84.02	84.7	6.0	83.72	84.5	5.7	83.72	83.7	5.8	83.72	83.8
02/23/2017 19:50	5.9	83.95	84.7	6.0	83.70	84.5	5.7	83.72	83.7	5.8	83.71	83.8
02/23/2017 20:00	5.9	83.92	84.6	6.0	83.64	84.5	5.7	83.68	83.6	5.8	83.67	83.8
02/23/2017 20:10	5.9	83.92	84.6	6.0	83.63	84.4	5.7	83.63	83.6	5.8	83.63	83.8
02/23/2017 20:20	5.9	83.88	84.6	6.0	83.59	84.4	5.7	83.63	83.6	5.8	83.62	83.7
02/23/2017 20:30	5.9	83.83	84.6	6.0	83.53	84.4	5.7	83.62	83.6	5.8	83.54	83.7
02/23/2017 20:40	5.9	83.83	84.5	6.0	83.53	84.4	5.7	83.58	83.5	5.8	83.53	83.7
02/23/2017 20:50	5.9	83.78	84.5	6.0	83.44	84.3	5.7	83.53	83.5	5.8	83.44	83.6
02/23/2017 21:00	5.9	83.73	84.5	6.0	83.42	84.3	5.7	83.44	83.5	5.8	83.42	83.6
02/23/2017 21:10	5.9	83.70	84.4	6.0	83.42	84.3	5.7	83.42	83.5	5.8	83.36	83.5
02/23/2017 21:20	5.9	83.63	84.4	5.9	83.36	84.2	5.7	83.39	83.3	5.8	83.33	83.5
02/23/2017 21:30	5.9	83.62	84.4	5.9	83.33	84.2	5.7	83.34	83.4	5.8	83.32	83.5
02/23/2017 21:40	5.9	83.53	84.3	5.9	83.27	84.2	5.7	83.32	83.2	5.8	83.23	83.4
02/23/2017 21:50	5.9	83.51	84.3	5.9	83.22	84.1	5.7	83.27	83.3	5.8	83.22	83.4

Date/Time	HW13i F	HW13i T	HW13o	HW14i F	HW14i T	HW14o	HW15i F	HW15i T	HW15o	HW16i F	HW16i T	HW16o
02/23/2017 22:00	5.9	83.44	84.3	5.9	83.19	84.1	5.7	83.22	83.2	5.8	83.16	83.3
02/23/2017 22:10	5.9	83.42	84.3	5.9	83.13	84.0	5.7	83.22	83.2	5.8	83.13	83.3
02/23/2017 22:20	5.9	83.42	84.2	5.9	83.13	84.0	5.7	83.15	83.2	5.8	83.12	83.3
02/23/2017 22:30	5.9	83.42	84.1	5.9	83.09	84.0	5.7	83.13	83.1	5.8	83.07	83.3
02/23/2017 22:40	5.9	83.39	84.1	5.9	83.03	84.0	5.7	83.13	83.1	5.8	83.02	83.2
02/23/2017 22:50	5.9	83.33	84.1	5.9	83.02	83.9	5.7	83.09	83.0	5.8	83.02	83.2
02/23/2017 23:00	5.9	83.33	84.1	5.9	83.02	83.9	5.7	83.02	83.0	5.8	83.00	83.2
02/23/2017 23:10	5.9	83.24	84.1	5.9	83.02	83.9	5.7	83.02	83.0	5.8	82.92	83.1
02/23/2017 23:20	5.9	83.22	84.0	5.9	82.94	83.9	5.7	82.98	82.9	5.8	82.92	83.1
02/23/2017 23:30	5.9	83.21	84.0	5.9	82.92	83.8	5.7	82.92	82.9	5.8	82.89	83.1
02/23/2017 23:40	5.9	83.14	84.0	5.9	82.89	83.8	5.7	82.92	82.9	5.8	82.83	83.1
02/23/2017 23:50	5.9	83.13	83.9	5.9	82.88	83.8	5.7	82.92	82.8	5.8	82.83	83.0
02/24/2017 00:00	5.9	83.13	83.9	5.9	82.85	83.7	5.7	82.92	82.8	5.8	82.83	83.0
02/24/2017 00:10	5.9	83.13	83.9	5.9	82.83	83.7	5.7	82.92	82.8	5.8	82.83	83.0
02/24/2017 00:20	5.9	83.13	83.9	5.9	82.85	83.7	5.7	82.92	82.8	5.8	82.83	83.0
02/24/2017 00:30	5.9	83.13	83.9	5.9	82.86	83.7	5.7	82.92	82.8	5.8	82.83	83.0
02/24/2017 00:40	5.9	83.13	83.9	5.9	82.83	83.7	5.7	82.92	82.8	5.8	82.83	83.0
02/24/2017 00:50	5.9	83.12	83.9	5.9	82.83	83.7	5.7	82.92	82.8	5.8	82.83	83.0
02/24/2017 01:00	5.9	83.13	83.9	5.9	82.83	83.7	5.7	82.92	82.8	5.8	82.83	83.0
02/24/2017 01:10	5.9	83.12	83.9	5.9	82.83	83.7	5.7	82.91	82.8	5.8	82.83	82.9
02/24/2017 01:20	5.9	83.12	83.9	5.9	82.83	83.7	5.7	82.91	82.8	5.8	82.82	82.9
02/24/2017 01:30	5.9	83.13	83.9	5.9	82.83	83.7	5.7	82.92	82.9	5.8	82.83	83.0
02/24/2017 01:40	5.9	83.13	83.9	5.9	82.84	83.7	5.7	82.92	82.8	5.8	82.83	83.0
02/24/2017 01:50	5.9	83.11	83.9	5.9	82.85	83.7	5.7	82.88	82.8	5.8	82.82	83.0
02/24/2017 02:00	5.9	83.17	83.9	5.9	82.92	83.7	5.7	82.92	82.9	5.8	82.87	83.0
02/24/2017 02:10	5.9	83.19	83.9	5.9	82.92	83.7	5.7	82.92	82.9	5.8	82.88	83.0
02/24/2017 02:20	5.9	83.14	83.9	5.9	82.88	83.7	5.7	82.92	82.9	5.8	82.83	83.0
02/24/2017 02:30	5.9	83.13	83.9	5.9	82.87	83.7	5.7	82.92	82.8	5.8	82.83	83.0
02/24/2017 02:40	5.9	83.15	83.9	5.9	82.91	83.7	5.7	82.92	82.9	5.8	82.84	83.0
02/24/2017 02:50	5.9	83.18	83.9	5.9	82.92	83.7	5.7	82.92	82.8	5.8	82.89	83.0
02/24/2017 03:00	5.9	83.21	83.9	5.9	82.92	83.7	5.7	82.92	82.8	5.8	82.92	83.0
02/24/2017 03:10	5.9	83.22	83.9	5.9	82.92	83.7	5.7	82.92	82.9	5.8	82.92	83.0
02/24/2017 03:20	5.9	83.27	83.9	5.9	82.98	83.8	5.7	82.98	82.9	5.8	82.93	83.1
02/24/2017 03:30	5.9	83.26	83.9	5.9	83.02	83.8	5.7	83.01	82.9	5.8	82.92	83.1
02/24/2017 03:40	5.9	83.23	83.9	5.9	82.99	83.8	5.7	82.98	82.9	5.8	82.92	83.1
02/24/2017 03:50	5.9	83.22	83.9	5.9	82.97	83.8	5.7	82.96	82.9	5.8	82.92	83.1
02/24/2017 04:00	5.9	83.22	83.9	5.9	82.95	83.8	5.7	82.94	82.9	5.8	82.92	83.0
02/24/2017 04:10	5.9	83.18	83.9	5.9	82.92	83.8	5.7	82.92	82.9	5.8	82.89	83.0
02/24/2017 04:20	5.9	83.13	83.9	5.9	82.89	83.8	5.7	82.92	82.9	5.8	82.84	83.0
02/24/2017 04:30	5.9	83.12	83.9	5.9	82.83	83.8	5.7	82.90	82.8	5.8	82.83	83.0
02/24/2017 04:40	5.9	83.05	83.9	5.9	82.81	83.7	5.7	82.83	82.9	5.8	82.77	82.9
02/24/2017 04:50	5.9	83.02	83.8	5.9	82.75	83.7	5.7	82.80	82.8	5.8	82.72	82.9
02/24/2017 05:00	5.9	83.02	83.8	5.9	82.72	83.7	5.7	82.76	82.7	5.8	82.72	82.8
02/24/2017 05:10	5.9	83.02	83.8	5.9	82.72	83.6	5.7	82.73	82.8	5.8	82.67	82.9
02/24/2017 05:20	5.9	82.97	83.8	5.9	82.72	83.6	5.7	82.72	82.7	5.8	82.63	82.8
02/24/2017 05:30	5.9	82.92	83.8	5.9	82.65	83.6	5.7	82.66	82.7	5.8	82.63	82.8
02/24/2017 05:40	5.9	82.91	83.8	5.9	82.62	83.6	5.7	82.63	82.6	5.8	82.61	82.8
02/24/2017 05:50	5.9	82.83	83.7	5.9	82.60	83.6	5.7	82.63	82.6	5.8	82.53	82.8
02/24/2017 06:00	5.9	82.83	83.7	5.9	82.57	83.5	5.7	82.59	82.6	5.8	82.52	82.7
02/24/2017 06:10	5.9	82.78	83.6	5.9	82.52	83.5	5.7	82.53	82.5	5.8	82.47	82.7
02/24/2017 06:20	5.9	82.77	83.6	5.9	82.52	83.5	5.7	82.53	82.5	5.8	82.45	82.7
02/24/2017 06:30	5.9	82.72	83.6	5.9	82.50	83.4	5.7	82.52	82.5	5.8	82.42	82.6
02/24/2017 06:40	5.9	82.72	83.6	5.9	82.43	83.4	5.7	82.48	82.4	5.8	82.40	82.6
02/24/2017 06:50	5.9	82.70	83.6	5.9	82.38	83.4	5.7	82.43	82.4	5.8	82.34	82.6
02/24/2017 07:00	5.9	82.64	83.5	5.9	82.33	83.4	5.7	82.42	82.4	5.8	82.33	82.6

Date/Time	HW13i F	HW13i T	HW13o	HW14i F	HW14i T	HW14o	HW15i F	HW15i T	HW15o	HW16i F	HW16i T	HW16o
02/24/2017 07:10	5.9	82.63	83.5	5.9	82.33	83.4	5.7	82.40	82.3	5.8	82.32	82.5
02/24/2017 07:20	5.9	82.62	83.5	5.9	82.33	83.4	5.7	82.33	82.3	5.8	82.29	82.5
02/24/2017 07:30	5.9	82.62	83.5	5.9	82.33	83.3	5.7	82.33	82.3	5.8	82.24	82.5
02/24/2017 07:40	5.9	82.61	83.4	5.9	82.33	83.3	5.7	82.33	82.3	5.8	82.23	82.5
02/24/2017 07:50	5.9	82.63	83.4	5.9	82.33	83.3	5.7	82.33	82.3	5.8	82.31	82.5
02/24/2017 08:00	5.9	82.64	83.4	5.9	82.33	83.3	5.7	82.40	82.3	5.8	82.33	82.5
02/24/2017 08:10	5.9	82.68	83.4	5.9	82.33	83.2	5.7	82.41	82.4	5.8	82.33	82.5
02/24/2017 08:20	5.9	82.71	83.4	5.9	82.39	83.3	5.7	82.45	82.4	5.8	82.36	82.6
02/24/2017 08:30	5.9	82.72	83.5	5.9	82.42	83.3	5.7	82.45	82.4	5.8	82.42	82.5
02/24/2017 08:40	5.9	82.72	83.5	5.9	82.42	83.4	5.7	82.50	82.4	5.8	82.42	82.6
02/24/2017 08:50	5.9	82.76	83.5	5.9	82.49	83.4	5.7	82.52	82.5	5.8	82.46	82.6
02/24/2017 09:00	5.9	82.81	83.5	5.9	82.52	83.4	5.7	82.53	82.5	5.8	82.50	82.6
02/24/2017 09:10	5.9	82.79	83.5	5.9	82.51	83.4	5.7	82.54	82.5	5.8	82.48	82.6
02/24/2017 09:20	5.9	82.80	83.5	5.9	82.51	83.4	5.7	82.53	82.5	5.8	82.50	82.6
02/24/2017 09:30	5.9	82.72	83.6	5.9	82.45	83.4	5.7	82.52	82.5	5.8	82.42	82.6
02/24/2017 09:40	5.9	82.50	83.5	5.9	82.20	83.4	5.7	82.25	82.4	5.8	82.18	82.6
02/24/2017 09:50	5.9	82.03	83.4	5.9	81.75	83.3	5.7	81.82	82.1	5.8	81.69	82.3
02/24/2017 10:00	5.9	81.90	83.1	5.9	81.64	83.0	5.7	81.69	81.8	5.8	81.58	82.0
02/24/2017 10:10	5.9	81.71	83.0	5.9	81.47	82.8	5.7	81.51	81.7	5.8	81.40	81.9
02/24/2017 10:20	5.9	81.43	82.9	5.9	81.21	82.7	5.7	81.26	81.6	5.8	81.16	81.7
02/24/2017 10:30	5.9	81.12	82.7	5.9	80.93	82.5	5.7	80.97	81.3	5.8	80.84	81.4
02/24/2017 10:40	5.9	80.85	82.4	5.9	80.67	82.2	5.7	80.71	81.0	5.8	80.56	81.1
02/24/2017 10:50	5.9	80.58	82.2	5.9	80.41	82.0	5.7	80.45	80.8	5.8	80.30	80.9
02/24/2017 11:00	5.9	80.44	82.0	5.9	80.27	81.8	5.7	80.30	80.6	5.8	80.16	80.7
02/24/2017 11:10	5.9	80.22	81.8	5.9	80.05	81.7	5.7	80.07	80.4	5.8	79.92	80.5
02/24/2017 11:20	5.9	79.92	81.7	5.9	79.77	81.5	5.7	79.81	80.2	5.8	79.65	80.3
02/24/2017 11:30	5.9	79.67	81.5	5.9	79.52	81.3	5.7	79.57	80.0	5.8	79.39	80.0
02/24/2017 11:40	5.9	79.47	81.3	5.9	79.33	81.1	5.7	79.36	79.7	5.8	79.18	79.8
02/24/2017 11:50	5.9	79.33	81.0	5.9	79.17	80.9	5.7	79.23	79.5	5.8	79.04	79.6
02/24/2017 12:00	5.9	79.27	81.0	5.9	79.11	80.8	5.7	79.16	79.4	5.8	79.01	79.5
02/24/2017 12:10	5.9	79.13	80.8	5.9	78.98	80.7	5.7	79.02	79.3	5.8	78.86	79.4
02/24/2017 12:20	5.9	79.05	80.7	5.9	78.87	80.5	5.7	78.92	79.2	5.8	78.77	79.3
02/24/2017 12:30	5.9	79.08	80.6	5.9	78.87	80.5	5.7	78.91	79.1	5.8	78.81	79.3
02/24/2017 12:40	5.9	79.03	80.5	5.9	78.83	80.4	5.7	78.88	79.1	5.8	78.74	79.2
02/24/2017 12:50	5.9	78.92	80.4	5.9	78.75	80.3	5.7	78.78	79.0	5.8	78.65	79.2
02/24/2017 13:00	5.9	78.81	80.5	5.9	78.65	80.3	5.7	78.66	79.0	5.8	78.53	79.0
02/24/2017 13:10	5.9	78.72	80.3	5.9	78.56	80.2	5.7	78.58	78.8	5.8	78.46	78.9
02/24/2017 13:20	5.9	78.53	80.2	5.9	78.41	80.0	5.7	78.42	78.7	5.8	78.26	78.8
02/24/2017 13:30	5.9	78.47	80.1	5.9	78.33	79.9	5.7	78.35	78.6	5.8	78.21	78.7
02/24/2017 13:40	5.9	78.40	80.0	5.9	78.22	79.8	5.7	78.27	78.5	5.8	78.12	78.6
02/24/2017 13:50	5.9	78.41	79.9	5.9	78.21	79.8	5.7	78.25	78.4	5.8	78.12	78.6
02/24/2017 14:00	5.9	78.46	79.9	5.9	78.24	79.8	5.7	78.30	78.4	5.8	78.23	78.6
02/24/2017 14:10	5.9	78.53	79.9	5.9	78.33	79.8	5.7	78.34	78.5	5.8	78.28	78.6
02/24/2017 14:20	5.9	78.50	80.0	5.9	78.32	79.8	5.7	78.34	78.5	5.8	78.27	78.7
02/24/2017 14:30	5.9	78.57	79.9	5.9	78.39	79.7	5.7	78.39	78.5	5.8	78.33	78.7
02/24/2017 14:40	5.9	78.64	80.0	5.9	78.40	79.8	5.7	78.44	78.6	5.8	78.39	78.7
02/24/2017 14:50	5.9	78.73	80.0	5.9	78.44	79.8	5.7	78.53	78.6	5.8	78.50	78.8
02/24/2017 15:00	5.9	78.83	80.0	5.9	78.53	79.9	5.7	78.62	78.7	5.8	78.55	78.8
02/24/2017 15:10	5.9	78.78	80.1	5.9	78.53	80.0	5.7	78.59	78.7	5.8	78.52	78.9
02/24/2017 15:20	5.9	78.84	80.1	5.9	78.55	80.0	5.7	78.63	78.7	5.8	78.62	78.9
02/24/2017 15:30	5.9	78.91	80.1	5.9	78.62	80.0	5.7	78.66	78.8	5.8	78.67	78.9
02/24/2017 15:40	5.9	78.97	80.1	5.9	78.71	80.0	5.7	78.73	78.8	5.8	78.72	79.0
02/24/2017 15:50	5.9	78.97	80.2	5.9	78.72	80.1	5.7	78.73	78.8	5.8	78.72	79.0
02/24/2017 16:00	5.9	78.95	80.2	5.9	78.69	80.1	5.7	78.74	78.9	5.8	78.71	79.0
02/24/2017 16:10	5.9	78.83	80.2	5.9	78.60	80.0	5.7	78.63	78.9	5.8	78.56	78.9

Date/Time	HW13i F	HW13i T	HW13o	HW14i F	HW14i T	HW14o	HW15i F	HW15i T	HW15o	HW16i F	HW16i T	HW16o
02/24/2017 16:20	5.9	78.79	80.1	5.9	78.51	80.0	5.7	78.57	78.8	5.8	78.52	78.9
02/24/2017 16:30	5.9	78.66	80.1	5.9	78.42	79.9	5.7	78.45	78.7	5.8	78.42	78.8
02/24/2017 16:40	5.9	78.52	80.0	5.9	78.28	79.8	5.7	78.32	78.6	5.8	78.27	78.7
02/24/2017 16:50	5.9	78.28	79.9	5.9	78.07	79.7	5.7	78.10	78.5	5.8	78.05	78.5
02/24/2017 17:00	5.9	78.08	79.8	5.9	77.86	79.6	5.7	77.90	78.3	5.8	77.81	78.4
02/24/2017 17:10	5.9	77.77	79.6	5.9	77.62	79.4	5.7	77.63	78.1	5.8	77.53	78.1
02/24/2017 17:20	5.9	77.51	79.5	5.9	77.33	79.2	5.7	77.38	77.8	5.8	77.24	77.9
02/24/2017 17:30	6.0	77.14	79.2	5.9	77.01	79.0	5.7	77.00	77.6	5.8	76.88	77.6
02/24/2017 17:40	6.0	76.78	78.9	5.9	76.68	78.7	5.7	76.63	77.3	5.8	76.50	77.3
02/24/2017 17:50	6.0	76.45	78.7	5.9	76.37	78.5	5.7	76.34	76.9	5.8	76.17	76.9
02/24/2017 18:00	6.0	76.14	78.4	5.9	76.07	78.2	5.7	76.05	76.7	5.8	75.87	76.7
02/24/2017 18:10	6.0	75.85	78.2	5.9	75.81	78.0	5.7	75.76	76.4	5.8	75.58	76.4
02/24/2017 18:20	6.0	75.61	77.9	5.9	75.54	77.8	5.7	75.53	76.1	5.8	75.31	76.2
02/24/2017 18:30	6.0	75.35	77.7	5.9	75.30	77.5	5.7	75.27	75.9	5.8	75.07	75.9
02/24/2017 18:40	6.0	75.14	77.5	5.9	75.06	77.3	5.7	75.06	75.7	5.8	74.86	75.7
02/24/2017 18:50	6.0	74.92	77.3	5.9	74.86	77.0	5.7	74.86	75.4	5.8	74.65	75.4
02/24/2017 19:00	6.0	74.74	77.1	5.9	74.67	76.9	5.7	74.68	75.2	5.8	74.45	75.3
02/24/2017 19:10	6.0	74.59	76.9	5.9	74.50	76.7	5.7	74.48	75.1	5.8	74.28	75.2
02/24/2017 19:20	6.0	74.42	76.7	5.9	74.34	76.5	5.7	74.35	74.9	5.8	74.11	75.0
02/24/2017 19:30	6.0	74.27	76.6	5.9	74.22	76.5	5.7	74.20	74.8	5.8	73.99	74.9
02/24/2017 19:40	6.0	74.17	76.5	5.9	74.08	76.2	5.7	74.07	74.6	5.8	73.87	74.7
02/24/2017 19:50	6.0	74.05	76.4	5.9	73.97	76.1	5.7	73.97	74.5	5.8	73.74	74.5
02/24/2017 20:00	6.0	73.89	76.2	5.9	73.80	76.0	5.7	73.81	74.4	5.8	73.60	74.4
02/24/2017 20:10	6.0	73.72	76.0	5.9	73.64	75.9	5.7	73.65	74.2	5.8	73.41	74.3
02/24/2017 20:20	6.0	73.50	75.9	5.9	73.41	75.7	5.7	73.41	74.1	5.8	73.20	74.1
02/24/2017 20:30	6.0	73.13	75.8	5.9	73.06	75.5	5.7	73.08	73.8	5.8	72.83	73.9
02/24/2017 20:40	6.0	72.84	75.5	5.9	72.82	75.3	5.7	72.82	73.5	5.8	72.55	73.6
02/24/2017 20:50	6.0	72.57	75.3	5.9	72.51	75.1	5.7	72.53	73.2	5.8	72.25	73.3
02/24/2017 21:00	6.0	72.34	75.1	5.9	72.29	74.8	5.7	72.30	73.0	5.8	72.03	73.0
02/24/2017 21:10	6.0	72.08	74.8	5.9	72.05	74.6	5.7	72.05	72.8	5.8	71.78	72.9
02/24/2017 21:20	6.0	71.83	74.6	5.9	71.78	74.4	5.7	71.81	72.6	5.8	71.52	72.6
02/24/2017 21:30	6.0	71.45	74.4	5.9	71.43	74.2	5.7	71.45	72.3	5.8	71.18	72.4
02/24/2017 21:40	6.0	71.17	74.1	5.9	71.17	73.9	5.7	71.17	72.0	5.8	70.89	72.0
02/24/2017 21:50	6.0	70.88	73.9	5.9	70.89	73.6	5.7	70.89	71.8	5.8	70.58	71.7
02/24/2017 22:00	6.0	70.55	73.6	5.9	70.56	73.3	5.7	70.56	71.5	5.8	70.27	71.5
02/24/2017 22:10	6.0	70.24	73.3	6.0	70.26	73.1	5.7	70.27	71.2	5.8	69.96	71.2
02/24/2017 22:20	6.0	69.95	73.1	6.0	69.97	72.9	5.7	69.97	70.9	5.8	69.66	70.8
02/24/2017 22:30	6.0	69.54	72.8	6.0	69.57	72.6	5.7	69.57	70.6	5.8	69.26	70.6
02/24/2017 22:40	6.0	69.26	72.5	6.0	69.32	72.3	5.7	69.31	70.3	5.8	68.97	70.2
02/24/2017 22:50	6.0	68.96	72.2	6.0	68.99	72.0	5.6	68.99	70.0	5.8	68.68	69.9
02/24/2017 23:00	6.0	68.63	72.0	6.0	68.68	71.7	5.7	68.67	69.7	5.8	68.35	69.7
02/24/2017 23:10	6.0	68.34	71.7	6.0	68.40	71.4	5.7	68.40	69.4	5.8	68.06	69.4
02/24/2017 23:20	6.0	68.04	71.5	6.0	68.11	71.2	5.7	68.10	69.1	5.8	67.76	69.0
02/24/2017 23:30	6.0	67.80	71.2	6.0	67.87	70.9	5.7	67.85	68.9	5.8	67.51	68.8
02/24/2017 23:40	6.0	67.55	70.9	6.0	67.64	70.7	5.7	67.62	68.6	5.8	67.29	68.6
02/24/2017 23:50	6.0	67.30	70.7	6.0	67.37	70.5	5.7	67.36	68.4	5.8	67.02	68.4
02/25/2017 00:00	6.0	67.05	70.5	6.0	67.15	70.2	5.7	67.11	68.1	5.8	66.80	68.1
02/25/2017 00:10	6.0	66.91	70.3	6.0	66.97	70.0	5.7	66.93	67.9	5.8	66.64	67.9
02/25/2017 00:20	6.0	66.70	70.1	6.0	66.78	69.8	5.7	66.75	67.8	5.8	66.44	67.7
02/25/2017 00:30	6.0	66.44	69.9	6.0	66.53	69.6	5.7	66.49	67.6	5.8	66.17	67.5
02/25/2017 00:40	6.0	66.16	69.7	6.0	66.23	69.4	5.7	66.22	67.2	5.8	65.88	67.3
02/25/2017 00:50	6.0	65.90	69.5	6.0	66.00	69.2	5.6	65.97	67.0	5.8	65.66	67.0
02/25/2017 01:00	6.0	65.76	69.3	6.0	65.86	69.0	5.6	65.84	66.8	5.8	65.48	66.8
02/25/2017 01:10	6.0	65.60	69.1	6.0	65.68	68.8	5.6	65.66	66.7	5.8	65.34	66.6
02/25/2017 01:20	6.0	65.36	68.9	6.0	65.47	68.6	5.6	65.43	66.5	5.8	65.10	66.4

Date/Time	HW13i F	HW13i T	HW13o	HW14i F	HW14i T	HW14o	HW15i F	HW15i T	HW15o	HW16i F	HW16i T	HW16o
02/25/2017 01:30	6.0	65.12	68.7	6.0	65.21	68.4	5.6	65.19	66.3	5.8	64.86	66.2
02/25/2017 01:40	6.0	64.96	68.5	6.0	65.02	68.2	5.6	65.02	66.0	5.8	64.69	66.0
02/25/2017 01:50	6.0	64.75	68.3	6.0	64.83	68.0	5.6	64.83	65.9	5.8	64.46	65.8
02/25/2017 02:00	6.0	64.56	68.1	6.0	64.66	67.8	5.6	64.67	65.8	5.8	64.28	65.7
02/25/2017 02:10	6.0	64.38	68.0	6.0	64.47	67.7	5.6	64.45	65.5	5.8	64.09	65.5
02/25/2017 02:20	6.0	64.24	67.8	6.0	64.32	67.5	5.6	64.32	65.4	5.8	63.95	65.4
02/25/2017 02:30	6.0	64.13	67.6	6.0	64.19	67.4	5.6	64.19	65.2	5.8	63.83	65.2
02/25/2017 02:40	6.0	63.98	67.5	6.0	64.05	67.3	5.6	64.04	65.1	5.8	63.66	65.2
02/25/2017 02:50	6.0	63.85	67.4	6.0	63.90	67.1	5.6	63.89	65.0	5.8	63.52	64.9
02/25/2017 03:00	6.0	63.70	67.2	6.0	63.78	67.0	5.6	63.75	64.8	5.8	63.38	64.8
02/25/2017 03:10	6.0	63.58	67.1	6.0	63.60	66.8	5.6	63.61	64.7	5.8	63.24	64.7
02/25/2017 03:20	6.0	63.39	67.0	6.0	63.48	66.6	5.6	63.48	64.6	5.8	63.09	64.5
02/25/2017 03:30	6.0	63.25	66.8	6.0	63.37	66.5	5.6	63.34	64.4	5.8	62.96	64.4
02/25/2017 03:40	6.0	63.18	66.7	6.0	63.24	66.5	5.6	63.23	64.3	5.8	62.88	64.4
02/25/2017 03:50	6.0	63.09	66.6	6.0	63.15	66.3	5.6	63.13	64.2	5.8	62.77	64.1
02/25/2017 04:00	6.0	62.98	66.5	6.0	63.08	66.2	5.6	63.05	64.1	5.8	62.68	64.0
02/25/2017 04:10	6.0	62.92	66.4	6.0	63.01	66.2	5.6	63.00	64.0	5.8	62.61	63.9
02/25/2017 04:20	6.0	62.84	66.4	6.0	62.91	66.1	5.6	62.91	63.9	5.8	62.53	64.0
02/25/2017 04:30	6.0	62.73	66.2	6.0	62.81	66.0	5.6	62.81	63.8	5.8	62.41	63.8
02/25/2017 04:40	6.0	62.66	66.2	6.0	62.74	65.9	5.6	62.74	63.7	5.8	62.36	63.7
02/25/2017 04:50	6.0	62.54	66.1	6.0	62.65	65.8	5.6	62.62	63.6	5.8	62.26	63.6
02/25/2017 05:00	6.0	62.52	66.0	6.0	62.58	65.7	5.6	62.58	63.6	5.8	62.22	63.5
02/25/2017 05:10	6.0	62.43	65.9	6.0	62.52	65.6	5.6	62.52	63.5	5.8	62.13	63.5
02/25/2017 05:20	6.0	62.40	65.8	6.0	62.48	65.6	5.6	62.48	63.5	5.8	62.09	63.4
02/25/2017 05:30	6.0	62.33	65.8	6.0	62.42	65.6	5.6	62.41	63.4	5.8	62.03	63.4
02/25/2017 05:40	6.0	62.28	65.8	6.0	62.36	65.5	5.6	62.34	63.3	5.8	62.01	63.3
02/25/2017 05:50	6.0	62.22	65.7	6.0	62.30	65.4	5.6	62.30	63.3	5.8	61.92	63.2
02/25/2017 06:00	6.0	62.13	65.6	6.0	62.21	65.4	5.6	62.22	63.2	5.8	61.82	63.1
02/25/2017 06:10	6.0	61.98	65.5	6.0	62.09	65.2	5.6	62.08	63.1	5.8	61.68	63.1
02/25/2017 06:20	6.0	61.83	65.4	6.0	61.93	65.2	5.6	61.93	63.0	5.8	61.54	63.0
02/25/2017 06:30	6.0	61.72	65.3	6.0	61.84	65.1	5.6	61.83	62.9	5.8	61.45	62.8
02/25/2017 06:40	6.0	61.56	65.2	6.0	61.70	64.9	5.7	61.68	62.8	5.8	61.30	62.7
02/25/2017 06:50	6.0	61.43	65.1	6.0	61.55	64.9	5.6	61.54	62.6	5.8	61.15	62.6
02/25/2017 07:00	6.0	61.29	65.0	6.0	61.42	64.8	5.6	61.40	62.4	5.8	61.01	62.4
02/25/2017 07:10	6.0	61.19	64.8	6.0	61.31	64.6	5.6	61.31	62.3	5.8	60.93	62.4
02/25/2017 07:20	6.0	61.11	64.8	6.0	61.22	64.5	5.6	61.23	62.2	5.8	60.86	62.2
02/25/2017 07:30	6.0	60.95	64.6	6.0	61.09	64.4	5.6	61.08	62.1	5.8	60.68	62.1
02/25/2017 07:40	6.0	60.82	64.5	6.0	60.94	64.2	5.6	60.94	62.0	5.8	60.53	61.9
02/25/2017 07:50	6.0	60.67	64.4	6.0	60.81	64.2	5.6	60.80	61.8	5.8	60.41	61.8
02/25/2017 08:00	6.0	60.62	64.3	6.0	60.73	64.1	5.7	60.72	61.8	5.8	60.34	61.6
02/25/2017 08:10	6.0	60.59	64.2	6.0	60.66	63.9	5.6	60.66	61.7	5.8	60.34	61.6
02/25/2017 08:20	6.0	60.62	64.1	6.0	60.70	63.9	5.6	60.71	61.7	5.8	60.40	61.6
02/25/2017 08:30	6.0	60.66	64.1	6.0	60.72	63.9	5.6	60.73	61.7	5.8	60.43	61.7
02/25/2017 08:40	6.0	60.73	64.1	6.0	60.80	63.9	5.6	60.81	61.7	5.8	60.51	61.7
02/25/2017 08:50	6.0	60.83	64.1	6.0	60.88	63.9	5.6	60.89	61.7	5.8	60.56	61.8
02/25/2017 09:00	6.0	60.83	64.2	6.0	60.91	63.9	5.6	60.92	61.8	5.8	60.55	61.8
02/25/2017 09:10	6.0	60.88	64.1	6.0	60.93	64.0	5.6	60.93	61.8	5.8	60.64	61.9
02/25/2017 09:20	6.0	60.95	64.2	6.0	61.01	64.1	5.6	61.01	61.9	5.8	60.72	61.9
02/25/2017 09:30	6.0	61.06	64.2	6.0	61.08	64.1	5.6	61.09	61.9	5.8	60.82	61.9
02/25/2017 09:40	6.0	61.17	64.3	6.0	61.18	64.1	5.6	61.23	62.0	5.8	60.93	62.0
02/25/2017 09:50	6.0	61.27	64.3	6.0	61.27	64.2	5.6	61.31	62.1	5.8	61.02	62.1
02/25/2017 10:00	6.0	61.41	64.4	6.0	61.39	64.3	5.6	61.45	62.3	5.8	61.20	62.3
02/25/2017 10:10	6.0	61.55	64.5	6.0	61.55	64.4	5.6	61.58	62.3	5.8	61.32	62.4
02/25/2017 10:20	6.0	61.63	64.6	6.0	61.63	64.4	5.6	61.66	62.4	5.8	61.38	62.5
02/25/2017 10:30	6.0	61.88	64.7	6.0	61.82	64.5	5.6	61.86	62.5	5.8	61.61	62.5

Date/Time	HW13i F	HW13i T	HW13o	HW14i F	HW14i T	HW14o	HW15i F	HW15i T	HW15o	HW16i F	HW16i T	HW16o
02/25/2017 10:40	6.0	62.06	64.8	6.0	61.99	64.6	5.6	62.04	62.7	5.8	61.80	62.7
02/25/2017 10:50	6.0	62.25	64.9	6.0	62.16	64.8	5.6	62.21	62.9	5.8	61.99	62.9
02/25/2017 11:00	6.0	62.40	65.0	6.0	62.31	64.9	5.6	62.35	63.0	5.8	62.13	63.0
02/25/2017 11:10	6.0	62.57	65.2	6.0	62.48	65.1	5.6	62.54	63.2	5.8	62.34	63.2
02/25/2017 11:20	6.0	62.68	65.3	6.0	62.60	65.2	5.6	62.63	63.4	5.8	62.40	63.4
02/25/2017 11:30	6.0	62.84	65.4	6.0	62.73	65.3	5.6	62.77	63.5	5.8	62.58	63.5
02/25/2017 11:40	6.0	63.00	65.5	6.0	62.88	65.4	5.6	62.92	63.6	5.8	62.73	63.7
02/25/2017 11:50	6.0	63.19	65.6	6.0	63.09	65.5	5.6	63.12	63.8	5.8	62.95	63.8
02/25/2017 12:00	6.0	63.40	65.8	6.0	63.27	65.7	5.6	63.32	64.0	5.8	63.16	63.9
02/25/2017 12:10	6.0	63.56	65.9	6.0	63.43	65.8	5.6	63.48	64.1	5.8	63.29	64.1
02/25/2017 12:20	6.0	63.66	66.0	6.0	63.55	65.9	5.6	63.62	64.3	5.8	63.44	64.2
02/25/2017 12:30	6.0	63.86	66.2	6.0	63.74	66.0	5.6	63.75	64.4	5.8	63.62	64.4
02/25/2017 12:40	6.0	63.99	66.3	6.0	63.85	66.2	5.6	63.91	64.5	5.8	63.73	64.5
02/25/2017 12:50	6.0	64.06	66.4	6.0	63.92	66.3	5.6	63.98	64.6	5.8	63.82	64.6
02/25/2017 13:00	6.0	64.19	66.5	6.0	64.08	66.4	5.6	64.09	64.8	5.8	63.98	64.7
02/25/2017 13:10	6.0	64.33	66.7	6.0	64.21	66.5	5.6	64.29	64.9	5.8	64.11	64.9
02/25/2017 13:20	6.0	64.45	66.7	6.0	64.32	66.6	5.6	64.36	65.0	5.8	64.22	65.0
02/25/2017 13:30	6.0	64.55	66.8	6.0	64.43	66.7	5.6	64.47	65.2	5.8	64.34	65.1
02/25/2017 13:40	6.0	64.68	66.9	6.0	64.56	66.8	5.6	64.61	65.2	5.8	64.47	65.2
02/25/2017 13:50	6.0	64.81	67.1	6.0	64.68	66.9	5.6	64.72	65.3	5.8	64.60	65.3
02/25/2017 14:00	6.0	64.93	67.1	6.0	64.81	67.0	5.6	64.83	65.4	5.8	64.73	65.5
02/25/2017 14:10	6.0	65.15	67.2	6.0	64.98	67.1	5.6	65.02	65.5	5.8	64.95	65.5
02/25/2017 14:20	6.0	65.24	67.4	6.0	65.09	67.2	5.6	65.12	65.7	5.8	65.03	65.7
02/25/2017 14:30	6.0	65.34	67.5	6.0	65.22	67.3	5.6	65.24	65.8	5.8	65.15	65.8
02/25/2017 14:40	6.0	65.47	67.6	6.0	65.36	67.4	5.6	65.38	65.9	5.8	65.29	65.9
02/25/2017 14:50	6.0	65.60	67.7	6.0	65.47	67.6	5.6	65.47	66.0	5.8	65.41	66.0
02/25/2017 15:00	6.0	65.72	67.8	6.0	65.59	67.7	5.6	65.61	66.1	5.8	65.51	66.1
02/25/2017 15:10	6.0	65.82	67.9	6.0	65.66	67.7	5.6	65.70	66.2	5.8	65.63	66.1
02/25/2017 15:20	6.0	65.92	68.0	6.0	65.80	67.9	5.6	65.80	66.3	5.8	65.75	66.2
02/25/2017 15:30	6.0	66.08	68.1	6.0	65.92	67.9	5.6	65.95	66.4	5.8	65.89	66.4
02/25/2017 15:40	6.0	66.08	68.2	6.0	65.93	68.1	5.6	65.97	66.5	5.8	65.89	66.5
02/25/2017 15:50	6.0	66.08	68.2	5.9	65.98	68.1	5.6	65.99	66.5	5.8	65.88	66.6
02/25/2017 16:00	6.0	66.14	68.3	5.9	66.02	68.1	5.6	66.03	66.6	5.8	65.94	66.5
02/25/2017 16:10	6.0	66.24	68.3	5.9	66.13	68.2	5.6	66.12	66.6	5.8	66.03	66.7
02/25/2017 16:20	6.0	66.31	68.4	5.9	66.13	68.2	5.6	66.16	66.7	5.8	66.06	66.7
02/25/2017 16:30	6.0	66.34	68.4	5.9	66.19	68.3	5.6	66.24	66.8	5.8	66.13	66.8
02/25/2017 16:40	6.0	66.39	68.5	5.9	66.28	68.4	5.6	66.30	66.8	5.8	66.20	66.8
02/25/2017 16:50	6.0	66.41	68.5	5.9	66.30	68.5	5.6	66.31	66.8	5.8	66.20	66.9
02/25/2017 17:00	6.0	66.46	68.6	5.9	66.33	68.5	5.6	66.34	66.8	5.8	66.25	66.9
02/25/2017 17:10	6.0	66.42	68.7	5.9	66.32	68.5	5.6	66.33	66.9	5.8	66.20	66.9
02/25/2017 17:20	6.0	66.38	68.6	5.9	66.30	68.5	5.6	66.31	66.9	5.8	66.16	66.9
02/25/2017 17:30	6.0	66.33	68.6	5.9	66.25	68.5	5.6	66.25	66.9	5.8	66.09	66.9
02/25/2017 17:40	6.0	66.25	68.6	5.9	66.15	68.5	5.6	66.16	66.8	5.8	65.97	66.9
02/25/2017 17:50	6.0	66.09	68.6	5.9	66.07	68.4	5.6	66.04	66.7	5.8	65.83	66.7
02/25/2017 18:00	6.0	65.95	68.5	5.9	65.94	68.3	5.6	65.94	66.6	5.8	65.67	66.6
02/25/2017 18:10	6.0	65.84	68.4	5.9	65.83	68.3	5.6	65.83	66.5	5.8	65.56	66.6
02/25/2017 18:20	6.0	65.73	68.3	5.9	65.75	68.2	5.6	65.73	66.4	5.8	65.45	66.4
02/25/2017 18:30	6.0	65.63	68.2	5.9	65.62	68.1	5.6	65.62	66.3	5.8	65.35	66.3
02/25/2017 18:40	6.0	65.53	68.1	5.9	65.53	68.0	5.6	65.51	66.2	5.8	65.24	66.2
02/25/2017 18:50	6.0	65.40	68.1	5.9	65.45	67.9	5.6	65.42	66.1	5.8	65.12	66.2
02/25/2017 19:00	6.0	65.30	68.0	5.9	65.33	67.9	5.6	65.32	66.0	5.8	65.03	66.1
02/25/2017 19:10	6.0	65.22	67.9	5.9	65.23	67.7	5.6	65.22	65.9	5.8	64.95	66.1
02/25/2017 19:20	6.0	65.13	67.8	5.9	65.13	67.7	5.6	65.14	65.9	5.8	64.91	65.9
02/25/2017 19:30	6.0	65.10	67.8	5.9	65.11	67.7	5.6	65.11	65.8	5.8	64.82	65.9
02/25/2017 19:40	6.0	65.01	67.7	5.9	65.01	67.5	5.6	65.02	65.8	5.8	64.73	65.8

Date/Time	HW13i F	HW13i T	HW13o	HW14i F	HW14i T	HW14o	HW15i F	HW15i T	HW15o	HW16i F	HW16i T	HW16o
02/25/2017 19:50	6.0	64.93	67.7	5.9	64.93	67.5	5.6	64.94	65.7	5.8	64.70	65.7
02/25/2017 20:00	6.0	64.92	67.6	5.9	64.88	67.4	5.6	64.92	65.6	5.8	64.63	65.7
02/25/2017 20:10	6.0	64.85	67.5	5.9	64.83	67.4	5.6	64.83	65.6	5.8	64.55	65.7
02/25/2017 20:20	6.0	64.82	67.4	5.9	64.82	67.3	5.6	64.81	65.5	5.8	64.52	65.6
02/25/2017 20:30	6.0	64.79	67.4	5.9	64.81	67.3	5.6	64.75	65.5	5.8	64.50	65.6
02/25/2017 20:40	6.0	64.82	67.4	5.9	64.82	67.2	5.6	64.80	65.4	5.8	64.51	65.5
02/25/2017 20:50	6.0	64.83	67.4	5.9	64.82	67.3	5.6	64.80	65.5	5.8	64.53	65.6
02/25/2017 21:00	6.0	64.82	67.4	5.9	64.79	67.2	5.6	64.75	65.5	5.8	64.51	65.5
02/25/2017 21:10	6.0	64.79	67.4	5.9	64.72	67.2	5.6	64.72	65.5	5.8	64.45	65.5
02/25/2017 21:20	6.0	64.70	67.4	5.9	64.69	67.2	5.6	64.69	65.4	5.8	64.39	65.5
02/25/2017 21:30	6.0	64.63	67.3	5.9	64.62	67.2	5.6	64.63	65.3	5.8	64.33	65.4
02/25/2017 21:40	6.0	64.69	67.3	5.9	64.63	67.1	5.6	64.67	65.3	5.8	64.33	65.3
02/25/2017 21:50	6.0	64.58	67.2	5.9	64.55	67.1	5.6	64.56	65.3	5.8	64.24	65.3
02/25/2017 22:00	6.0	64.42	67.2	5.9	64.42	67.0	5.6	64.41	65.2	5.8	64.10	65.3
02/25/2017 22:10	6.0	64.34	67.1	5.9	64.33	67.0	5.6	64.33	65.1	5.8	64.03	65.2
02/25/2017 22:20	6.0	64.31	67.0	5.9	64.31	66.9	5.6	64.33	65.0	5.8	64.03	65.0
02/25/2017 22:30	6.0	64.23	67.0	5.9	64.20	66.8	5.6	64.23	65.0	5.8	63.93	65.0
02/25/2017 22:40	6.0	64.22	66.9	5.9	64.20	66.8	5.6	64.22	64.9	5.8	63.92	65.0
02/25/2017 22:50	6.0	64.12	66.9	5.9	64.10	66.7	5.6	64.10	64.9	5.8	63.79	64.9
02/25/2017 23:00	6.0	64.00	66.8	5.9	64.01	66.7	5.6	64.01	64.8	5.8	63.66	64.7
02/25/2017 23:10	6.0	64.01	66.7	5.9	64.01	66.6	5.6	64.01	64.8	5.8	63.69	64.7
02/25/2017 23:20	6.0	63.92	66.7	5.9	63.85	66.5	5.6	63.90	64.7	5.8	63.62	64.7
02/25/2017 23:30	6.0	63.87	66.7	5.9	63.83	66.5	5.6	63.83	64.6	5.8	63.53	64.7
02/25/2017 23:40	6.0	63.77	66.6	5.9	63.78	66.5	5.6	63.75	64.6	5.8	63.45	64.5
02/25/2017 23:50	6.0	63.66	66.5	5.9	63.67	66.4	5.6	63.63	64.5	5.8	63.33	64.5
02/26/2017 00:00	6.0	63.64	66.5	5.9	63.64	66.3	5.6	63.64	64.4	5.8	63.33	64.5
02/26/2017 00:10	6.0	63.65	66.4	5.9	63.69	66.3	5.6	63.66	64.4	5.8	63.32	64.5
02/26/2017 00:20	6.0	63.59	66.4	5.9	63.55	66.2	5.6	63.59	64.4	5.8	63.23	64.4
02/26/2017 00:30	6.0	63.51	66.3	5.9	63.51	66.2	5.6	63.51	64.3	5.8	63.20	64.2
02/26/2017 00:40	6.0	63.40	66.3	5.9	63.41	66.1	5.6	63.41	64.2	5.8	63.11	64.2
02/26/2017 00:50	6.0	63.31	66.2	5.9	63.35	66.1	5.6	63.34	64.2	5.8	63.00	64.2
02/26/2017 01:00	6.0	63.21	66.1	5.9	63.23	66.0	5.6	63.24	64.1	5.8	62.92	64.1
02/26/2017 01:10	6.0	63.21	66.1	5.9	63.22	65.8	5.6	63.22	64.0	5.8	62.92	64.0
02/26/2017 01:20	6.0	63.16	66.0	5.9	63.19	65.9	5.6	63.21	64.0	5.8	62.90	64.0
02/26/2017 01:30	6.0	63.15	66.0	5.9	63.16	65.9	5.6	63.17	63.9	5.8	62.85	64.0
02/26/2017 01:40	6.0	63.08	66.0	5.9	63.09	65.8	5.6	63.08	63.9	5.8	62.74	63.9
02/26/2017 01:50	6.0	63.03	65.9	5.9	63.04	65.8	5.6	63.03	63.8	5.8	62.71	63.9
02/26/2017 02:00	6.0	63.03	65.9	5.9	63.08	65.8	5.6	63.06	63.8	5.8	62.71	63.8
02/26/2017 02:10	6.0	63.02	65.8	5.9	63.05	65.8	5.6	63.03	63.8	5.8	62.71	63.7
02/26/2017 02:20	6.0	62.92	65.8	5.9	62.95	65.7	5.6	62.95	63.8	5.8	62.59	63.7
02/26/2017 02:30	6.0	62.81	65.7	5.9	62.82	65.7	5.6	62.83	63.7	5.8	62.48	63.7
02/26/2017 02:40	6.0	62.71	65.7	5.9	62.73	65.5	5.6	62.73	63.6	5.8	62.38	63.6
02/26/2017 02:50	6.0	62.73	65.6	5.9	62.75	65.4	5.6	62.75	63.5	5.8	62.41	63.5
02/26/2017 03:00	6.0	62.72	65.6	5.9	62.73	65.4	5.6	62.73	63.5	5.8	62.39	63.6
02/26/2017 03:10	6.0	62.64	65.6	5.9	62.73	65.4	5.6	62.72	63.5	5.8	62.33	63.5
02/26/2017 03:20	6.0	62.61	65.5	5.9	62.66	65.3	5.6	62.64	63.4	5.8	62.33	63.5
02/26/2017 03:30	6.0	62.54	65.5	5.9	62.58	65.3	5.6	62.58	63.4	5.8	62.24	63.4
02/26/2017 03:40	6.0	62.52	65.4	5.9	62.55	65.3	5.6	62.54	63.3	5.8	62.22	63.3
02/26/2017 03:50	6.0	62.49	65.4	5.9	62.51	65.3	5.6	62.51	63.2	5.8	62.16	63.3
02/26/2017 04:00	6.0	62.44	65.3	5.9	62.49	65.2	5.6	62.48	63.2	5.8	62.13	63.2
02/26/2017 04:10	6.0	62.38	65.3	5.9	62.42	65.1	5.6	62.42	63.2	5.8	62.06	63.2
02/26/2017 04:20	6.0	62.33	65.2	5.9	62.42	65.2	5.6	62.39	63.1	5.8	62.02	63.1
02/26/2017 04:30	6.0	62.31	65.2	5.9	62.35	65.1	5.6	62.33	63.1	5.8	62.02	63.2
02/26/2017 04:40	6.0	62.26	65.2	5.9	62.31	65.0	5.6	62.32	63.1	5.8	61.99	63.0
02/26/2017 04:50	6.0	62.23	65.1	5.9	62.27	65.0	5.6	62.28	63.0	5.8	61.95	63.0

Date/Time	HW13i F	HW13i T	HW13o	HW14i F	HW14i T	HW14o	HW15i F	HW15i T	HW15o	HW16i F	HW16i T	HW16o
02/26/2017 05:00	6.0	62.21	65.1	5.9	62.24	65.0	5.6	62.26	63.0	5.8	61.91	63.0
02/26/2017 05:10	6.0	62.23	65.1	5.9	62.23	65.0	5.6	62.24	63.0	5.8	61.92	63.0
02/26/2017 05:20	6.0	62.22	65.0	5.9	62.23	64.9	5.6	62.23	63.0	5.8	61.91	63.0
02/26/2017 05:30	6.0	62.22	65.1	5.9	62.23	64.9	5.6	62.24	63.0	5.8	61.90	63.0
02/26/2017 05:40	6.0	62.21	65.0	5.9	62.22	64.9	5.6	62.23	63.0	5.8	61.88	63.0
02/26/2017 05:50	6.0	62.15	65.1	5.9	62.15	64.9	5.6	62.17	62.9	5.8	61.84	62.9
02/26/2017 06:00	6.0	62.12	65.0	5.9	62.14	64.8	5.6	62.16	62.9	5.8	61.83	62.9
02/26/2017 06:10	6.0	62.09	65.0	5.9	62.13	64.8	5.6	62.13	62.9	5.8	61.79	62.9
02/26/2017 06:20	6.0	62.12	65.0	5.9	62.13	64.8	5.6	62.13	62.9	5.8	61.80	62.9
02/26/2017 06:30	6.0	62.07	64.9	5.9	62.12	64.8	5.6	62.12	62.8	5.8	61.75	62.8
02/26/2017 06:40	6.0	62.03	64.9	5.9	62.10	64.8	5.6	62.06	62.8	5.8	61.72	62.8
02/26/2017 06:50	6.0	62.02	64.9	5.9	62.04	64.8	5.6	62.02	62.8	5.8	61.68	62.8
02/26/2017 07:00	6.0	61.95	64.8	5.9	62.01	64.7	5.6	62.02	62.7	5.8	61.63	62.7
02/26/2017 07:10	6.0	61.91	64.8	5.9	61.93	64.7	5.6	62.00	62.7	5.8	61.63	62.6
02/26/2017 07:20	6.0	61.83	64.8	5.9	61.92	64.6	5.6	61.92	62.6	5.8	61.61	62.7
02/26/2017 07:30	6.0	61.83	64.7	5.9	61.92	64.6	5.6	61.92	62.6	5.8	61.61	62.6
02/26/2017 07:40	6.0	61.89	64.7	5.9	61.94	64.6	5.6	61.95	62.6	5.8	61.63	62.6
02/26/2017 07:50	6.0	62.00	64.7	5.9	62.04	64.6	5.6	62.03	62.7	5.8	61.70	62.7
02/26/2017 08:00	6.0	62.11	64.7	5.9	62.13	64.7	5.6	62.13	62.8	5.8	61.83	62.8
02/26/2017 08:10	6.0	62.24	64.8	5.9	62.24	64.7	5.6	62.25	62.8	5.8	61.97	62.8
02/26/2017 08:20	6.0	62.36	64.9	5.9	62.35	64.8	5.6	62.36	62.9	5.8	62.09	63.0
02/26/2017 08:30	6.0	62.53	65.0	5.9	62.49	64.9	5.6	62.51	63.1	5.8	62.27	63.0
02/26/2017 08:40	6.0	62.68	65.1	5.9	62.67	65.0	5.6	62.67	63.2	5.8	62.41	63.3
02/26/2017 08:50	6.0	62.86	65.2	5.9	62.81	65.1	5.6	62.84	63.3	5.8	62.57	63.4
02/26/2017 09:00	6.0	63.04	65.4	5.9	63.01	65.2	5.6	63.02	63.6	5.8	62.76	63.6
02/26/2017 09:10	6.0	63.21	65.4	5.9	63.16	65.4	5.6	63.17	63.7	5.8	62.92	63.7
02/26/2017 09:20	6.0	63.34	65.6	5.9	63.33	65.5	5.6	63.33	63.8	5.8	63.07	63.8
02/26/2017 09:30	6.0	63.48	65.7	5.9	63.44	65.6	5.6	63.46	64.0	5.8	63.21	64.0
02/26/2017 09:40	6.0	63.65	65.8	5.9	63.60	65.8	5.6	63.61	64.1	5.8	63.39	64.2
02/26/2017 09:50	6.0	63.81	65.9	5.9	63.77	65.8	5.6	63.76	64.3	5.8	63.53	64.3
02/26/2017 10:00	6.0	63.98	66.0	5.9	63.93	66.0	5.6	63.94	64.4	5.8	63.68	64.4
02/26/2017 10:10	6.0	64.17	66.2	5.9	64.10	66.2	5.6	64.11	64.6	5.8	63.90	64.6
02/26/2017 10:20	6.0	64.31	66.4	5.9	64.26	66.2	5.6	64.28	64.7	5.8	64.06	64.7
02/26/2017 10:30	6.0	64.50	66.5	5.9	64.45	66.4	5.6	64.44	64.9	5.8	64.23	64.8
02/26/2017 10:40	6.0	64.64	66.6	5.9	64.58	66.6	5.6	64.60	65.0	5.8	64.36	65.0
02/26/2017 10:50	6.0	64.80	66.7	5.9	64.74	66.7	5.6	64.76	65.1	5.8	64.54	65.2
02/26/2017 11:00	6.0	64.91	66.9	5.9	64.83	66.7	5.6	64.88	65.3	5.8	64.68	65.3
02/26/2017 11:10	6.0	64.99	67.0	5.9	64.94	66.9	5.6	64.97	65.4	5.8	64.75	65.4
02/26/2017 11:20	6.0	65.11	67.1	5.9	65.06	67.0	5.6	65.07	65.5	5.8	64.87	65.5
02/26/2017 11:30	6.0	65.20	67.2	5.9	65.16	67.1	5.6	65.17	65.5	5.8	64.94	65.6
02/26/2017 11:40	6.0	65.28	67.3	5.9	65.26	67.1	5.6	65.24	65.6	5.8	65.02	65.7
02/26/2017 11:50	6.0	65.38	67.4	5.9	65.35	67.2	5.6	65.34	65.8	5.8	65.12	65.8
02/26/2017 12:00	6.0	65.51	67.5	5.9	65.47	67.3	5.6	65.44	65.8	5.8	65.24	65.9
02/26/2017 12:10	6.0	65.64	67.6	5.9	65.61	67.4	5.6	65.60	65.9	5.8	65.41	66.0
02/26/2017 12:20	6.0	65.78	67.7	5.9	65.75	67.6	5.6	65.72	66.0	5.8	65.55	66.2
02/26/2017 12:30	6.0	65.94	67.8	5.9	65.87	67.7	5.6	65.87	66.2	5.8	65.69	66.3
02/26/2017 12:40	6.0	66.06	67.9	5.9	66.00	67.8	5.6	65.98	66.3	5.8	65.81	66.4
02/26/2017 12:50	6.0	66.25	68.0	5.9	66.17	67.9	5.6	66.16	66.5	5.8	65.99	66.5
02/26/2017 13:00	6.0	66.36	68.1	5.9	66.30	68.0	5.6	66.30	66.6	5.8	66.09	66.7
02/26/2017 13:10	6.0	66.52	68.2	5.9	66.47	68.2	5.6	66.43	66.7	5.8	66.27	66.8
02/26/2017 13:20	6.0	66.66	68.3	5.9	66.57	68.3	5.6	66.58	66.8	5.8	66.41	66.9
02/26/2017 13:30	6.0	66.83	68.5	5.9	66.76	68.4	5.6	66.75	67.0	5.8	66.60	67.0
02/26/2017 13:40	6.0	67.03	68.6	5.9	66.92	68.5	5.6	66.93	67.1	5.8	66.79	67.2
02/26/2017 13:50	6.0	67.25	68.8	5.9	67.15	68.7	5.6	67.14	67.3	5.8	66.99	67.5
02/26/2017 14:00	6.0	67.43	68.9	5.9	67.33	68.8	5.6	67.35	67.5	5.8	67.20	67.6

Date/Time	HW13i F	HW13i T	HW13o	HW14i F	HW14i T	HW14o	HW15i F	HW15i T	HW15o	HW16i F	HW16i T	HW16o
02/26/2017 14:10	6.0	67.67	69.1	5.9	67.56	69.0	5.6	67.58	67.7	5.8	67.41	67.8
02/26/2017 14:20	6.0	67.87	69.3	5.9	67.74	69.2	5.6	67.75	67.9	5.8	67.61	68.0
02/26/2017 14:30	6.0	68.01	69.5	5.9	67.90	69.4	5.6	67.93	68.0	5.8	67.77	68.2
02/26/2017 14:40	6.0	68.14	69.6	5.9	68.03	69.5	5.6	68.06	68.2	5.8	67.91	68.3
02/26/2017 14:50	6.0	68.32	69.7	5.9	68.22	69.7	5.6	68.23	68.3	5.8	68.07	68.5
02/26/2017 15:00	6.0	68.52	69.9	5.9	68.38	69.8	5.6	68.43	68.5	5.8	68.25	68.6
02/26/2017 15:10	6.0	68.63	70.0	5.9	68.51	69.9	5.6	68.54	68.7	5.8	68.39	68.8
02/26/2017 15:20	6.0	68.71	70.2	5.9	68.62	70.1	5.6	68.63	68.8	5.8	68.48	68.9
02/26/2017 15:30	6.0	68.77	70.2	5.9	68.64	70.2	5.6	68.71	68.9	5.8	68.52	69.0
02/26/2017 15:40	6.0	68.83	70.3	5.9	68.72	70.2	5.6	68.72	69.0	5.8	68.53	69.0
02/26/2017 15:50	6.0	68.78	70.4	5.9	68.69	70.3	5.6	68.71	69.0	5.8	68.51	69.1
02/26/2017 16:00	6.0	68.66	70.4	5.9	68.60	70.3	5.6	68.61	68.9	5.8	68.42	69.1
02/26/2017 16:10	6.0	68.64	70.4	5.9	68.60	70.3	5.6	68.59	68.9	5.8	68.41	69.1
02/26/2017 16:20	6.0	68.67	70.4	5.9	68.63	70.3	5.6	68.64	68.9	5.8	68.44	69.0
02/26/2017 16:30	6.0	68.68	70.4	5.9	68.63	70.3	5.6	68.63	69.0	5.8	68.42	69.0
02/26/2017 16:40	6.0	68.69	70.4	5.9	68.63	70.3	5.6	68.63	68.9	5.8	68.44	69.1
02/26/2017 16:50	6.0	68.64	70.4	5.9	68.62	70.3	5.6	68.62	68.9	5.8	68.42	69.0
02/26/2017 17:00	6.0	68.57	70.4	5.9	68.51	70.3	5.6	68.52	68.9	5.8	68.28	68.9
02/26/2017 17:10	6.0	68.46	70.4	5.9	68.41	70.2	5.6	68.43	68.8	5.8	68.19	68.9
02/26/2017 17:20	6.0	68.39	70.3	5.9	68.35	70.2	5.6	68.37	68.8	5.8	68.12	68.8
02/26/2017 17:30	6.0	68.33	70.3	5.9	68.31	70.1	5.6	68.30	68.7	5.8	68.08	68.8
02/26/2017 17:40	6.0	68.29	70.2	5.9	68.22	70.1	5.6	68.22	68.6	5.8	68.00	68.8
02/26/2017 17:50	6.0	68.19	70.2	5.9	68.14	70.1	5.6	68.14	68.6	5.8	67.91	68.7
02/26/2017 18:00	6.0	68.06	70.1	5.9	68.02	70.0	5.6	68.05	68.5	5.8	67.78	68.6
02/26/2017 18:10	6.0	67.94	70.0	5.9	67.92	69.9	5.6	67.93	68.4	5.8	67.69	68.5
02/26/2017 18:20	6.0	67.86	70.0	5.9	67.83	69.8	5.6	67.82	68.3	5.8	67.57	68.4
02/26/2017 18:30	6.0	67.74	69.9	5.9	67.72	69.7	5.6	67.72	68.2	5.8	67.47	68.3
02/26/2017 18:40	6.0	67.66	69.8	5.9	67.63	69.6	5.6	67.66	68.1	5.8	67.39	68.3
02/26/2017 18:50	6.0	67.62	69.7	5.9	67.61	69.6	5.6	67.57	68.0	5.8	67.32	68.1
02/26/2017 19:00	6.0	67.54	69.6	5.9	67.52	69.6	5.6	67.52	67.9	5.8	67.23	68.0
02/26/2017 19:10	6.0	67.46	69.6	5.9	67.43	69.5	5.6	67.43	67.9	5.8	67.17	67.9
02/26/2017 19:20	6.0	67.39	69.6	5.9	67.38	69.4	5.6	67.41	67.9	5.8	67.10	67.9
02/26/2017 19:30	6.0	67.33	69.5	5.9	67.32	69.4	5.6	67.33	67.8	5.8	67.03	67.9
02/26/2017 19:40	6.0	67.28	69.4	5.9	67.23	69.3	5.6	67.25	67.7	5.8	67.03	67.8
02/26/2017 19:50	6.0	67.22	69.4	5.9	67.21	69.3	5.6	67.20	67.7	5.8	66.95	67.7
02/26/2017 20:00	6.0	67.22	69.4	5.9	67.20	69.2	5.6	67.17	67.6	5.8	66.92	67.7
02/26/2017 20:10	6.0	67.18	69.3	5.9	67.16	69.2	5.6	67.14	67.5	5.8	66.90	67.6
02/26/2017 20:20	6.0	67.13	69.2	5.9	67.13	69.2	5.6	67.09	67.5	5.8	66.83	67.6
02/26/2017 20:30	6.0	67.04	69.3	5.9	67.03	69.1	5.6	67.02	67.5	5.8	66.78	67.5
02/26/2017 20:40	6.0	67.02	69.2	5.9	66.95	69.0	5.6	66.93	67.4	5.8	66.72	67.5
02/26/2017 20:50	6.0	66.93	69.1	5.9	66.91	69.0	5.6	66.90	67.4	5.8	66.64	67.4
02/26/2017 21:00	6.0	66.83	69.1	5.9	66.82	68.9	5.6	66.77	67.3	5.8	66.55	67.4
02/26/2017 21:10	6.0	66.81	69.1	5.9	66.81	68.9	5.6	66.73	67.2	5.8	66.53	67.3
02/26/2017 21:20	6.0	66.79	69.0	5.9	66.75	68.8	5.6	66.72	67.2	5.8	66.51	67.3
02/26/2017 21:30	6.0	66.81	69.0	5.9	66.77	68.8	5.6	66.72	67.2	5.8	66.52	67.3
02/26/2017 21:40	6.0	66.81	68.9	5.9	66.80	68.8	5.6	66.73	67.2	5.8	66.53	67.2
02/26/2017 21:50	6.0	66.81	68.9	5.9	66.78	68.8	5.6	66.72	67.2	5.8	66.53	67.3
02/26/2017 22:00	6.0	66.82	69.0	5.9	66.81	68.8	5.6	66.72	67.2	5.8	66.53	67.2
02/26/2017 22:10	6.0	66.81	68.9	5.9	66.77	68.8	5.6	66.72	67.2	5.8	66.53	67.3
02/26/2017 22:20	6.0	66.81	69.0	5.9	66.81	68.8	5.6	66.73	67.2	5.8	66.53	67.3
02/26/2017 22:30	6.0	66.83	69.0	5.9	66.82	68.8	5.6	66.73	67.2	5.8	66.53	67.4
02/26/2017 22:40	6.0	66.82	68.9	5.9	66.80	68.8	5.6	66.73	67.2	5.8	66.53	67.3
02/26/2017 22:50	6.0	66.83	68.9	5.9	66.82	68.8	5.6	66.75	67.2	5.8	66.55	67.3
02/26/2017 23:00	6.0	66.83	68.9	5.9	66.83	68.8	5.6	66.76	67.2	5.8	66.57	67.3
02/26/2017 23:10	6.0	66.83	69.0	5.9	66.82	68.8	5.6	66.75	67.2	5.8	66.54	67.3

Date/Time	HW13i F	HW13i T	HW13o	HW14i F	HW14i T	HW14o	HW15i F	HW15i T	HW15o	HW16i F	HW16i T	HW16o
02/26/2017 23:20	6.0	66.83	68.9	5.9	66.82	68.8	5.6	66.74	67.2	5.8	66.54	67.3
02/26/2017 23:30	6.0	66.83	68.9	5.9	66.81	68.8	5.6	66.76	67.2	5.8	66.59	67.3
02/26/2017 23:40	6.0	66.87	69.0	5.9	66.83	68.8	5.6	66.81	67.2	5.8	66.66	67.3
02/26/2017 23:50	6.0	66.99	69.0	5.9	66.89	68.8	5.6	66.90	67.3	5.8	66.72	67.3
02/27/2017 00:00	6.0	67.02	69.0	5.9	66.92	68.9	5.6	66.92	67.3	5.8	66.72	67.4
02/27/2017 00:10	6.0	67.02	69.0	5.9	66.92	68.9	5.6	66.92	67.4	5.8	66.72	67.5
02/27/2017 00:20	6.0	67.03	69.1	5.9	66.92	68.9	5.6	66.96	67.4	5.8	66.73	67.4
02/27/2017 00:30	6.0	67.04	69.1	5.9	67.02	68.9	5.6	67.03	67.4	5.8	66.81	67.4
02/27/2017 00:40	6.0	67.13	69.1	5.9	67.03	68.9	5.6	67.03	67.5	5.8	66.83	67.5
02/27/2017 00:50	6.0	67.17	69.2	5.9	67.10	69.0	5.6	67.10	67.5	5.8	66.91	67.5
02/27/2017 01:00	6.0	67.24	69.2	5.9	67.17	69.1	5.6	67.18	67.6	5.8	66.99	67.6
02/27/2017 01:10	6.0	67.29	69.2	5.9	67.22	69.1	5.6	67.22	67.6	5.8	67.03	67.7
02/27/2017 01:20	6.0	67.33	69.3	5.9	67.22	69.1	5.6	67.22	67.6	5.8	67.03	67.7
02/27/2017 01:30	6.0	67.33	69.3	5.9	67.22	69.1	5.6	67.25	67.7	5.8	67.04	67.7
02/27/2017 01:40	6.0	67.41	69.3	5.9	67.30	69.2	5.6	67.32	67.7	5.8	67.13	67.7
02/27/2017 01:50	6.0	67.42	69.4	5.9	67.33	69.2	5.6	67.34	67.7	5.8	67.17	67.8
02/27/2017 02:00	6.0	67.42	69.4	5.9	67.33	69.3	5.6	67.34	67.7	5.8	67.13	67.8
02/27/2017 02:10	6.0	67.42	69.4	5.9	67.33	69.3	5.6	67.37	67.7	5.8	67.15	67.8
02/27/2017 02:20	6.0	67.44	69.4	5.9	67.34	69.3	5.6	67.40	67.8	5.8	67.19	67.8
02/27/2017 02:30	6.0	67.46	69.4	5.9	67.42	69.3	5.6	67.42	67.8	5.8	67.22	67.8
02/27/2017 02:40	6.0	67.42	69.4	5.9	67.39	69.3	5.6	67.42	67.8	5.8	67.22	67.8
02/27/2017 02:50	6.0	67.42	69.4	5.9	67.33	69.3	5.6	67.42	67.8	5.8	67.19	67.9
02/27/2017 03:00	6.0	67.42	69.5	5.9	67.33	69.3	5.6	67.42	67.8	5.8	67.17	67.8
02/27/2017 03:10	6.0	67.44	69.5	5.9	67.34	69.3	5.6	67.42	67.8	5.8	67.21	67.9
02/27/2017 03:20	6.0	67.47	69.5	5.9	67.40	69.3	5.6	67.42	67.8	5.8	67.21	67.9
02/27/2017 03:30	6.0	67.42	69.5	5.9	67.34	69.3	5.6	67.42	67.8	5.8	67.13	67.8
02/27/2017 03:40	6.0	67.42	69.5	5.9	67.33	69.3	5.6	67.37	67.8	5.8	67.13	67.8
02/27/2017 03:50	6.0	67.34	69.5	5.9	67.28	69.3	5.6	67.32	67.7	5.8	67.05	67.8
02/27/2017 04:00	6.0	67.32	69.4	5.9	67.22	69.3	5.6	67.23	67.7	5.8	67.03	67.8
02/27/2017 04:10	6.0	67.23	69.3	5.9	67.18	69.2	5.6	67.18	67.7	5.8	66.99	67.7
02/27/2017 04:20	6.0	67.22	69.3	5.9	67.13	69.2	5.6	67.13	67.6	5.8	66.96	67.7
02/27/2017 04:30	6.0	67.22	69.3	5.9	67.13	69.1	5.6	67.13	67.6	5.8	66.94	67.7
02/27/2017 04:40	6.0	67.27	69.3	5.9	67.17	69.1	5.6	67.19	67.6	5.8	67.02	67.6
02/27/2017 04:50	6.0	67.25	69.3	5.9	67.16	69.1	5.6	67.18	67.6	5.8	67.01	67.7
02/27/2017 05:00	6.0	67.24	69.4	5.9	67.13	69.1	5.6	67.14	67.6	5.8	67.02	67.7
02/27/2017 05:10	6.0	67.32	69.3	5.9	67.21	69.2	5.6	67.22	67.6	5.8	67.03	67.7
02/27/2017 05:20	6.0	67.31	69.3	5.9	67.22	69.2	5.6	67.22	67.6	5.8	67.03	67.7
02/27/2017 05:30	6.0	67.23	69.3	5.9	67.19	69.2	5.6	67.19	67.6	5.8	66.97	67.7
02/27/2017 05:40	6.0	67.22	69.3	5.9	67.14	69.2	5.6	67.14	67.6	5.8	66.93	67.7
02/27/2017 05:50	6.0	67.13	69.2	5.9	67.07	69.1	5.6	67.05	67.5	5.8	66.83	67.6
02/27/2017 06:00	6.0	67.11	69.2	5.9	67.03	69.1	5.6	67.03	67.5	5.8	66.83	67.6
02/27/2017 06:10	6.0	67.04	69.2	5.9	67.03	69.0	5.6	67.03	67.5	5.8	66.83	67.6
02/27/2017 06:20	6.0	67.03	69.1	5.9	66.94	69.0	5.6	66.96	67.5	5.8	66.73	67.5
02/27/2017 06:30	6.0	67.01	69.1	5.9	66.92	69.0	5.6	66.92	67.4	5.8	66.72	67.4
02/27/2017 06:40	6.0	66.93	69.1	5.9	66.86	69.0	5.6	66.86	67.4	5.8	66.71	67.4
02/27/2017 06:50	6.0	66.88	69.1	5.9	66.83	68.9	5.6	66.82	67.3	5.8	66.64	67.4
02/27/2017 07:00	6.0	66.83	69.0	5.9	66.83	68.9	5.6	66.81	67.3	5.8	66.62	67.4
02/27/2017 07:10	6.0	66.83	69.0	5.9	66.83	68.9	5.6	66.78	67.3	5.8	66.62	67.3
02/27/2017 07:20	6.0	66.83	69.0	5.9	66.82	68.9	5.6	66.79	67.3	5.8	66.62	67.3
02/27/2017 07:30	6.0	66.91	69.0	5.9	66.83	68.8	5.6	66.83	67.3	5.8	66.68	67.3
02/27/2017 07:40	6.0	67.02	69.0	5.9	66.95	68.9	5.6	66.96	67.3	5.8	66.76	67.4
02/27/2017 07:50	6.0	67.15	69.1	5.9	67.08	68.9	5.6	67.08	67.4	5.8	66.90	67.5
02/27/2017 08:00	6.0	67.34	69.1	5.9	67.23	69.0	5.6	67.24	67.5	5.8	67.08	67.6
02/27/2017 08:10	6.0	67.58	69.2	5.9	67.40	69.1	5.6	67.44	67.7	5.8	67.33	67.8
02/27/2017 08:20	6.0	67.75	69.4	5.9	67.60	69.3	5.6	67.66	67.9	5.8	67.54	68.0

Date/Time	HW13i F	HW13i T	HW13o	HW14i F	HW14i T	HW14o	HW15i F	HW15i T	HW15o	HW16i F	HW16i T	HW16o
02/27/2017 08:30	6.0	67.92	69.5	5.9	67.76	69.4	5.6	67.79	68.1	5.8	67.70	68.1
02/27/2017 08:40	6.0	68.10	69.7	5.9	67.95	69.6	5.6	67.99	68.2	5.8	67.89	68.3
02/27/2017 08:50	6.0	68.35	69.8	5.9	68.19	69.8	5.6	68.22	68.4	5.8	68.14	68.5
02/27/2017 09:00	6.0	68.59	70.0	5.9	68.40	69.9	5.6	68.45	68.6	5.8	68.39	68.7
02/27/2017 09:10	6.0	68.83	70.1	5.9	68.61	70.1	5.6	68.67	68.7	5.8	68.62	68.9
02/27/2017 09:20	6.0	69.04	70.3	5.9	68.85	70.2	5.6	68.88	69.0	5.7	68.84	69.1
02/27/2017 09:30	6.0	69.27	70.5	5.9	69.06	70.4	5.6	69.10	69.2	5.8	69.06	69.4
02/27/2017 09:40	6.0	69.51	70.7	5.9	69.29	70.6	5.6	69.33	69.4	5.7	69.31	69.6
02/27/2017 09:50	5.9	69.78	70.9	5.9	69.56	70.8	5.6	69.60	69.6	5.8	69.58	69.8
02/27/2017 10:00	6.0	70.07	71.1	5.9	69.81	71.0	5.6	69.86	69.9	5.8	69.85	70.1
02/27/2017 10:10	6.0	70.38	71.3	5.9	70.12	71.2	5.6	70.18	70.2	5.7	70.15	70.3
02/27/2017 10:20	5.9	70.67	71.6	5.9	70.38	71.5	5.6	70.44	70.4	5.7	70.45	70.6
02/27/2017 10:30	5.9	71.03	71.8	5.9	70.73	71.7	5.6	70.81	70.7	5.7	70.82	70.9
02/27/2017 10:40	6.0	71.28	72.0	5.9	70.98	72.0	5.6	71.01	71.0	5.7	71.06	71.1
02/27/2017 10:50	6.0	71.48	72.3	5.9	71.15	72.3	5.6	71.22	71.3	5.7	71.26	71.4
02/27/2017 11:00	6.0	71.91	72.5	5.9	71.53	72.5	5.6	71.57	71.6	5.7	71.67	71.7
02/27/2017 11:10	5.9	72.14	72.8	5.9	71.75	72.8	5.6	71.83	71.8	5.7	71.91	72.0
02/27/2017 11:20	5.9	72.46	73.0	5.8	72.01	73.0	5.6	72.07	72.1	5.7	72.25	72.1
02/27/2017 11:30	5.9	72.83	73.3	5.8	72.37	73.3	5.6	72.45	72.3	5.7	72.60	72.4
02/27/2017 11:40	5.9	73.20	73.5	5.8	72.75	73.5	5.6	72.81	72.7	5.7	72.99	72.8
02/27/2017 11:50	5.9	73.61	73.9	5.9	73.18	73.8	5.6	73.22	73.0	5.7	73.42	73.1
02/27/2017 12:00	5.9	73.85	74.2	5.8	73.41	74.2	5.6	73.46	73.3	5.7	73.65	73.5
02/27/2017 12:10	5.9	74.14	74.4	5.8	73.70	74.4	5.6	73.75	73.6	5.7	73.96	73.8
02/27/2017 12:20	5.9	74.44	74.7	5.9	74.03	74.6	5.6	74.11	73.9	5.7	74.25	74.0
02/27/2017 12:30	5.9	74.70	74.9	5.9	74.28	74.9	5.6	74.34	74.2	5.6	74.51	74.3
02/27/2017 12:40	5.9	74.95	75.2	5.9	74.49	75.1	5.6	74.56	74.4	5.6	74.77	74.6
02/27/2017 12:50	5.9	75.33	75.4	5.9	74.86	75.4	5.6	74.94	74.6	5.6	75.16	74.8
02/27/2017 13:00	5.9	75.51	75.6	5.9	75.03	75.6	5.6	75.12	74.9	5.6	75.34	75.1
02/27/2017 13:10	5.9	75.75	75.9	5.9	75.28	75.8	5.6	75.35	75.1	5.6	75.62	75.3
02/27/2017 13:20	6.0	76.04	76.2	5.9	75.55	76.1	5.6	75.57	75.4	5.6	75.87	75.6
02/27/2017 13:30	5.9	76.37	76.4	5.8	75.91	76.3	5.6	75.93	75.7	5.6	76.22	75.8
02/27/2017 13:40	6.0	76.61	76.6	5.9	76.15	76.5	5.6	76.19	75.9	5.6	76.45	76.1
02/27/2017 13:50	6.0	76.82	76.8	5.9	76.33	76.8	5.6	76.37	76.1	5.6	76.66	76.3
02/27/2017 14:00	6.0	77.06	77.0	5.8	76.61	76.9	5.6	76.64	76.4	5.6	76.92	76.5
02/27/2017 14:10	5.9	77.33	77.3	5.8	76.84	77.1	5.6	76.88	76.7	5.6	77.17	76.7
02/27/2017 14:20	6.0	77.53	77.5	5.9	77.05	77.3	5.6	77.13	76.9	5.6	77.36	77.0
02/27/2017 14:30	6.0	77.68	77.7	5.9	77.22	77.6	5.6	77.26	77.0	5.6	77.56	77.2
02/27/2017 14:40	6.0	77.89	77.8	5.9	77.42	77.7	5.6	77.50	77.2	5.6	77.74	77.4
02/27/2017 14:50	6.0	78.09	78.0	5.9	77.63	77.9	5.6	77.68	77.4	5.6	77.96	77.6
02/27/2017 15:00	6.0	78.25	78.2	5.8	77.79	78.1	5.6	77.86	77.6	5.6	78.08	77.7
02/27/2017 15:10	6.0	78.36	78.4	5.9	77.92	78.3	5.6	77.97	77.7	5.6	78.22	78.0
02/27/2017 15:20	5.9	78.51	78.5	5.9	78.04	78.4	5.6	78.13	77.8	5.6	78.36	78.1
02/27/2017 15:30	5.9	78.66	78.7	5.8	78.22	78.5	5.6	78.31	78.0	5.6	78.50	78.2
02/27/2017 15:40	5.9	78.80	78.8	5.9	78.38	78.7	5.6	78.45	78.2	5.6	78.63	78.3
02/27/2017 15:50	6.0	78.91	78.9	5.8	78.45	78.8	5.6	78.55	78.2	5.6	78.72	78.5
02/27/2017 16:00	5.9	78.94	79.0	5.8	78.52	78.9	5.6	78.62	78.4	5.6	78.76	78.6
02/27/2017 16:10	5.9	79.03	79.1	5.8	78.59	79.0	5.6	78.64	78.4	5.6	78.87	78.7
02/27/2017 16:20	6.0	79.13	79.2	5.9	78.72	79.1	5.6	78.73	78.5	5.6	78.92	78.7
02/27/2017 16:30	6.0	78.99	79.3	5.9	78.65	79.2	5.6	78.69	78.5	5.6	78.79	78.7
02/27/2017 16:40	6.0	78.88	79.3	5.8	78.60	79.2	5.6	78.63	78.4	5.6	78.66	78.7
02/27/2017 16:50	5.9	78.82	79.3	5.9	78.53	79.2	5.6	78.61	78.4	5.6	78.56	78.6
02/27/2017 17:00	6.0	78.73	79.2	5.8	78.45	79.2	5.6	78.53	78.4	5.6	78.51	78.6
02/27/2017 17:10	6.0	78.69	79.2	5.9	78.42	79.1	5.6	78.49	78.4	5.6	78.43	78.6
02/27/2017 17:20	6.0	78.57	79.2	5.9	78.37	79.1	5.6	78.40	78.4	5.6	78.33	78.5
02/27/2017 17:30	5.9	78.51	79.2	5.9	78.29	79.0	5.6	78.33	78.3	5.6	78.28	78.4

Date/Time	HW13i F	HW13i T	HW13o	HW14i F	HW14i T	HW14o	HW15i F	HW15i T	HW15o	HW16i F	HW16i T	HW16o
02/27/2017 17:40	6.0	78.42	79.1	5.8	78.22	79.0	5.6	78.28	78.2	5.6	78.20	78.4
02/27/2017 17:50	6.0	78.37	79.1	5.8	78.11	78.9	5.6	78.18	78.2	5.6	78.09	78.3
02/27/2017 18:00	6.0	78.28	79.0	5.8	78.03	78.9	5.6	78.11	78.1	5.6	78.01	78.2
02/27/2017 18:10	5.9	78.14	78.9	5.8	77.94	78.8	5.6	77.98	78.0	5.6	77.89	78.1
02/27/2017 18:20	6.0	77.96	78.9	5.9	77.77	78.7	5.6	77.80	77.9	5.6	77.69	78.0
02/27/2017 18:30	5.9	77.77	78.8	5.8	77.60	78.6	5.6	77.63	77.7	5.6	77.52	77.9
02/27/2017 18:40	6.0	77.61	78.7	5.8	77.43	78.5	5.6	77.49	77.5	5.6	77.35	77.7
02/27/2017 18:50	6.0	77.47	78.5	5.8	77.28	78.3	5.6	77.32	77.4	5.6	77.18	77.5
02/27/2017 19:00	6.0	77.32	78.4	5.8	77.14	78.3	5.6	77.17	77.2	5.6	77.04	77.4
02/27/2017 19:10	6.0	77.16	78.3	5.8	77.00	78.1	5.6	77.00	77.2	5.6	76.90	77.2
02/27/2017 19:20	6.0	77.01	78.1	5.8	76.86	78.0	5.6	76.87	77.0	5.6	76.76	77.1
02/27/2017 19:30	5.9	76.91	78.1	5.9	76.73	78.0	5.6	76.74	76.9	5.6	76.64	77.0
02/27/2017 19:40	6.0	76.76	77.9	5.8	76.62	77.8	5.6	76.60	76.8	5.6	76.51	76.9
02/27/2017 19:50	6.0	76.67	77.8	5.8	76.50	77.7	5.6	76.50	76.6	5.6	76.39	76.8
02/27/2017 20:00	5.9	76.53	77.7	5.9	76.37	77.6	5.6	76.37	76.5	5.6	76.26	76.7
02/27/2017 20:10	6.0	76.43	77.7	5.9	76.30	77.5	5.6	76.27	76.4	5.6	76.19	76.5
02/27/2017 20:20	5.9	76.34	77.5	5.9	76.21	77.4	5.6	76.21	76.3	5.6	76.10	76.5
02/27/2017 20:30	5.9	76.26	77.5	5.8	76.11	77.3	5.6	76.11	76.3	5.6	76.02	76.4
02/27/2017 20:40	5.9	76.22	77.4	5.8	76.03	77.2	5.6	76.03	76.2	5.6	75.93	76.3
02/27/2017 20:50	6.0	76.11	77.3	5.9	75.96	77.2	5.6	75.99	76.1	5.6	75.85	76.2
02/27/2017 21:00	6.0	76.03	77.3	5.9	75.92	77.1	5.6	75.89	76.1	5.6	75.81	76.2
02/27/2017 21:10	5.9	76.01	77.2	5.8	75.83	77.1	5.6	75.83	76.0	5.6	75.73	76.1
02/27/2017 21:20	5.9	75.94	77.2	5.8	75.81	77.0	5.6	75.81	75.9	5.6	75.69	76.1
02/27/2017 21:30	5.9	75.92	77.1	5.9	75.72	77.0	5.6	75.72	75.8	5.6	75.62	76.0
02/27/2017 21:40	5.9	75.83	77.0	5.9	75.72	76.9	5.6	75.72	75.8	5.6	75.61	76.0
02/27/2017 21:50	5.9	75.83	77.0	5.8	75.64	76.9	5.6	75.64	75.8	5.6	75.53	75.9
02/27/2017 22:00	5.9	75.77	77.0	5.9	75.63	76.9	5.6	75.63	75.7	5.6	75.52	75.9
02/27/2017 22:10	5.9	75.73	76.9	5.9	75.63	76.8	5.6	75.59	75.7	5.6	75.52	75.9
02/27/2017 22:20	5.9	75.72	76.9	5.9	75.61	76.8	5.6	75.53	75.7	5.6	75.48	75.8
02/27/2017 22:30	5.9	75.69	76.9	5.8	75.58	76.7	5.6	75.52	75.7	5.6	75.46	75.8
02/27/2017 22:40	5.9	75.62	76.8	5.9	75.49	76.7	5.6	75.49	75.6	5.6	75.35	75.8
02/27/2017 22:50	5.9	75.58	76.8	5.9	75.42	76.7	5.6	75.42	75.5	5.6	75.33	75.7
02/27/2017 23:00	6.0	75.54	76.8	5.9	75.42	76.6	5.6	75.42	75.5	5.6	75.32	75.7
02/27/2017 23:10	5.9	75.52	76.8	5.9	75.42	76.6	5.6	75.38	75.5	5.6	75.29	75.6
02/27/2017 23:20	5.9	75.55	76.7	5.8	75.42	76.6	5.6	75.39	75.4	5.6	75.30	75.6
02/27/2017 23:30	6.0	75.57	76.7	5.8	75.42	76.6	5.6	75.42	75.5	5.6	75.33	75.6
02/27/2017 23:40	6.0	75.62	76.7	5.9	75.45	76.6	5.6	75.45	75.5	5.6	75.33	75.7
02/27/2017 23:50	6.0	75.62	76.7	5.9	75.49	76.6	5.6	75.49	75.5	5.6	75.33	75.7
02/28/2017 00:00	6.0	75.62	76.7	5.9	75.48	76.6	5.6	75.48	75.5	5.6	75.34	75.7
02/28/2017 00:10	5.9	75.62	76.8	5.9	75.48	76.6	5.6	75.47	75.5	5.6	75.33	75.7
02/28/2017 00:20	6.0	75.54	76.7	5.9	75.41	76.6	5.6	75.38	75.5	5.6	75.26	75.6
02/28/2017 00:30	6.0	75.54	76.8	5.9	75.37	76.6	5.6	75.36	75.5	5.6	75.26	75.6
02/28/2017 00:40	5.9	75.54	76.7	5.8	75.41	76.5	5.6	75.40	75.5	5.6	75.29	75.6
02/28/2017 00:50	6.0	75.52	76.7	5.8	75.38	76.6	5.6	75.36	75.5	5.6	75.24	75.6
02/28/2017 01:00	6.0	75.52	76.7	5.9	75.36	76.6	5.6	75.35	75.4	5.6	75.23	75.6
02/28/2017 01:10	5.9	75.48	76.7	5.9	75.33	76.6	5.6	75.33	75.4	5.6	75.19	75.5
02/28/2017 01:20	6.0	75.44	76.7	5.8	75.30	76.5	5.6	75.30	75.4	5.6	75.14	75.5
02/28/2017 01:30	6.0	75.42	76.6	5.9	75.30	76.5	5.6	75.30	75.4	5.6	75.13	75.5
02/28/2017 01:40	5.9	75.42	76.6	5.9	75.23	76.5	5.6	75.25	75.4	5.6	75.13	75.5
02/28/2017 01:50	6.0	75.38	76.6	5.8	75.22	76.5	5.6	75.22	75.4	5.6	75.12	75.5
02/28/2017 02:00	6.0	75.40	76.6	5.9	75.22	76.5	5.6	75.22	75.3	5.6	75.12	75.4
02/28/2017 02:10	5.9	75.45	76.6	5.9	75.28	76.4	5.6	75.29	75.4	5.6	75.15	75.5
02/28/2017 02:20	6.0	75.51	76.6	5.8	75.33	76.5	5.6	75.33	75.4	5.6	75.20	75.5
02/28/2017 02:30	5.9	75.52	76.7	5.9	75.33	76.5	5.6	75.33	75.4	5.6	75.22	75.5
02/28/2017 02:40	5.9	75.51	76.7	5.9	75.33	76.5	5.6	75.33	75.4	5.6	75.21	75.5

Date/Time	HW13i F	HW13i T	HW13o	HW14i F	HW14i T	HW14o	HW15i F	HW15i T	HW15o	HW16i F	HW16i T	HW16o
02/28/2017 02:50	5.9	75.46	76.6	5.9	75.30	76.5	5.6	75.32	75.4	5.6	75.17	75.5
02/28/2017 03:00	5.9	75.45	76.6	5.8	75.31	76.5	5.6	75.32	75.4	5.6	75.18	75.5
02/28/2017 03:10	5.9	75.42	76.7	5.9	75.31	76.5	5.6	75.33	75.4	5.6	75.13	75.6
02/28/2017 03:20	5.9	75.47	76.7	5.8	75.33	76.5	5.6	75.33	75.4	5.6	75.18	75.5
02/28/2017 03:30	6.0	75.43	76.6	5.9	75.32	76.5	5.6	75.33	75.4	5.6	75.15	75.5
02/28/2017 03:40	6.0	75.42	76.7	5.9	75.27	76.5	5.6	75.28	75.4	5.6	75.13	75.5
02/28/2017 03:50	6.0	75.36	76.7	5.9	75.22	76.5	5.6	75.22	75.4	5.6	75.12	75.5
02/28/2017 04:00	6.0	75.33	76.6	5.9	75.15	76.5	5.6	75.13	75.3	5.6	75.03	75.5
02/28/2017 04:10	6.0	75.28	76.6	5.9	75.10	76.4	5.6	75.13	75.3	5.6	75.00	75.4
02/28/2017 04:20	6.0	75.24	76.5	5.8	75.08	76.4	5.6	75.12	75.2	5.6	74.98	75.3
02/28/2017 04:30	5.9	75.27	76.5	5.9	75.11	76.4	5.6	75.13	75.2	5.6	75.02	75.3
02/28/2017 04:40	6.0	75.32	76.5	5.9	75.13	76.4	5.6	75.13	75.2	5.6	75.03	75.3
02/28/2017 04:50	5.9	75.33	76.5	5.8	75.13	76.4	5.6	75.13	75.2	5.6	75.05	75.4
02/28/2017 05:00	6.0	75.33	76.5	5.8	75.20	76.4	5.6	75.19	75.3	5.6	75.12	75.4
02/28/2017 05:10	6.0	75.33	76.6	5.8	75.22	76.4	5.6	75.21	75.3	5.6	75.12	75.4
02/28/2017 05:20	6.0	75.39	76.6	5.9	75.22	76.4	5.6	75.22	75.3	5.6	75.13	75.4
02/28/2017 05:30	5.9	75.42	76.6	5.9	75.22	76.4	5.6	75.22	75.4	5.6	75.13	75.5
02/28/2017 05:40	6.0	75.42	76.6	5.8	75.23	76.5	5.6	75.26	75.4	5.6	75.13	75.5
02/28/2017 05:50	5.9	75.44	76.6	5.9	75.31	76.5	5.6	75.33	75.4	5.6	75.17	75.5
02/28/2017 06:00	5.9	75.51	76.7	5.9	75.33	76.5	5.6	75.33	75.4	5.6	75.22	75.6
02/28/2017 06:10	5.9	75.52	76.7	5.8	75.33	76.5	5.6	75.33	75.4	5.6	75.23	75.6
02/28/2017 06:20	6.0	75.53	76.7	5.9	75.42	76.5	5.6	75.39	75.4	5.6	75.32	75.6
02/28/2017 06:30	5.9	75.58	76.7	5.9	75.42	76.6	5.6	75.42	75.5	5.6	75.33	75.6
02/28/2017 06:40	6.0	75.63	76.8	5.8	75.43	76.6	5.6	75.45	75.4	5.6	75.33	75.7
02/28/2017 06:50	5.9	75.63	76.8	5.9	75.52	76.6	5.6	75.52	75.5	5.6	75.41	75.7
02/28/2017 07:00	5.9	75.67	76.8	5.8	75.52	76.6	5.6	75.52	75.5	5.6	75.43	75.7
02/28/2017 07:10	5.9	75.72	76.8	5.9	75.58	76.6	5.6	75.54	75.6	5.5	75.51	75.7
02/28/2017 07:20	5.9	75.78	76.8	5.8	75.63	76.7	5.6	75.63	75.7	5.5	75.52	75.8
02/28/2017 07:30	5.9	75.85	76.9	5.9	75.67	76.7	5.6	75.69	75.7	5.6	75.59	75.8
02/28/2017 07:40	5.9	75.97	76.9	5.8	75.78	76.8	5.6	75.78	75.7	5.6	75.70	75.9
02/28/2017 07:50	6.0	76.03	76.9	5.8	75.88	76.9	5.6	75.85	75.8	5.6	75.80	76.0
02/28/2017 08:00	6.0	76.17	77.1	5.8	75.96	76.9	5.6	75.98	75.9	5.6	75.89	76.1
02/28/2017 08:10	6.0	76.30	77.2	5.8	76.10	77.1	5.6	76.13	76.1	5.6	76.06	76.2
02/28/2017 08:20	5.9	76.44	77.2	5.9	76.26	77.1	5.6	76.25	76.2	5.6	76.20	76.3
02/28/2017 08:30	5.9	76.59	77.3	5.9	76.39	77.2	5.6	76.40	76.3	5.5	76.34	76.4
02/28/2017 08:40	5.9	76.74	77.5	5.9	76.56	77.4	5.6	76.56	76.4	5.6	76.50	76.6
02/28/2017 08:50	6.0	76.87	77.6	5.8	76.67	77.5	5.6	76.68	76.6	5.6	76.63	76.7
02/28/2017 09:00	5.9	76.99	77.7	5.8	76.76	77.6	5.6	76.78	76.7	5.6	76.74	76.8
02/28/2017 09:10	5.9	77.14	77.8	5.8	76.95	77.7	5.6	76.96	76.8	5.6	76.92	77.0
02/28/2017 09:20	5.9	77.38	77.9	5.8	77.14	77.8	5.6	77.19	76.9	5.6	77.12	77.1
02/28/2017 09:30	5.9	77.54	78.1	5.8	77.32	78.0	5.6	77.36	77.1	5.6	77.27	77.3
02/28/2017 09:40	6.0	77.73	78.2	5.8	77.51	78.1	5.6	77.56	77.3	5.5	77.48	77.5
02/28/2017 09:50	6.0	77.99	78.4	5.8	77.73	78.2	5.6	77.77	77.5	5.6	77.74	77.6
02/28/2017 10:00	6.0	78.22	78.5	5.8	77.95	78.5	5.6	77.99	77.7	5.6	77.97	77.9
02/28/2017 10:10	6.0	78.44	78.7	5.8	78.16	78.7	5.6	78.25	78.0	5.5	78.19	78.1
02/28/2017 10:20	6.0	78.64	79.0	5.8	78.38	78.8	5.6	78.43	78.1	5.6	78.41	78.3
02/28/2017 10:30	5.9	78.85	79.1	5.8	78.57	79.0	5.6	78.63	78.3	5.5	78.62	78.5
02/28/2017 10:40	5.9	79.10	79.3	5.8	78.78	79.2	5.6	78.85	78.5	5.5	78.86	78.7
02/28/2017 10:50	5.9	79.39	79.5	5.8	79.07	79.4	5.6	79.11	78.7	5.5	79.15	79.0
02/28/2017 11:00	5.9	79.66	79.7	5.9	79.31	79.6	5.6	79.37	79.0	5.5	79.42	79.1
02/28/2017 11:10	5.9	79.97	80.0	5.8	79.62	79.9	5.6	79.69	79.2	5.5	79.73	79.4
02/28/2017 11:20	5.9	80.24	80.2	5.8	79.89	80.1	5.6	79.95	79.5	5.5	80.02	79.8
02/28/2017 11:30	5.9	80.52	80.4	5.8	80.19	80.3	5.6	80.24	79.7	5.5	80.27	80.0
02/28/2017 11:40	5.9	80.80	80.6	5.8	80.44	80.5	5.6	80.50	79.9	5.5	80.55	80.2
02/28/2017 11:50	5.9	81.14	80.9	5.8	80.79	80.7	5.6	80.85	80.2	5.5	80.92	80.5

Date/Time	HW13i F	HW13i T	HW13o	HW14i F	HW14i T	HW14o	HW15i F	HW15i T	HW15o	HW16i F	HW16i T	HW16o
02/28/2017 12:00	5.9	81.42	81.2	5.8	81.05	81.0	5.6	81.11	80.6	5.5	81.19	80.8
02/28/2017 12:10	5.9	81.71	81.4	5.8	81.31	81.3	5.7	81.39	80.9	5.5	81.45	81.1
02/28/2017 12:20	5.9	81.99	81.6	5.8	81.58	81.6	5.7	81.64	81.1	5.5	81.72	81.3
02/28/2017 12:30	5.9	82.26	81.8	5.8	81.83	81.8	5.6	81.89	81.4	5.5	81.98	81.6
02/28/2017 12:40	5.9	82.40	82.1	5.8	82.02	82.0	5.6	82.09	81.6	5.5	82.12	81.8
02/28/2017 12:50	5.9	82.67	82.3	5.8	82.25	82.1	5.6	82.31	81.7	5.6	82.41	82.0
02/28/2017 13:00	5.9	82.87	82.5	5.8	82.46	82.4	5.6	82.52	82.1	5.5	82.60	82.3
02/28/2017 13:10	5.9	83.00	82.7	5.8	82.62	82.6	5.6	82.66	82.2	5.5	82.71	82.4
02/28/2017 13:20	5.9	83.13	82.9	5.8	82.75	82.8	5.6	82.81	82.4	5.5	82.87	82.5
02/28/2017 13:30	5.9	83.24	83.0	5.8	82.85	82.9	5.6	82.91	82.5	5.5	82.96	82.7
02/28/2017 13:40	5.9	83.40	83.1	5.8	83.01	83.0	5.6	83.05	82.6	5.5	83.09	82.8
02/28/2017 13:50	5.9	83.44	83.2	5.8	83.05	83.1	5.6	83.11	82.7	5.5	83.16	83.0
02/28/2017 14:00	5.9	83.50	83.4	5.9	83.11	83.3	5.6	83.18	82.7	5.5	83.22	83.0
02/28/2017 14:10	5.9	83.58	83.4	5.8	83.19	83.3	5.7	83.26	82.8	5.5	83.29	83.1
02/28/2017 14:20	5.9	83.61	83.5	5.9	83.25	83.3	5.6	83.28	82.9	5.5	83.31	83.1
02/28/2017 14:30	5.9	83.71	83.5	5.8	83.33	83.5	5.7	83.33	83.0	5.5	83.38	83.1
02/28/2017 14:40	5.9	83.74	83.6	5.8	83.39	83.6	5.7	83.41	83.0	5.5	83.42	83.2
02/28/2017 14:50	5.9	83.83	83.7	5.8	83.44	83.6	5.6	83.49	83.1	5.5	83.55	83.3
02/28/2017 15:00	5.9	83.91	83.8	5.9	83.52	83.6	5.6	83.59	83.2	5.5	83.63	83.4
02/28/2017 15:10	5.9	84.02	83.9	5.8	83.63	83.8	5.6	83.63	83.3	5.5	83.72	83.5
02/28/2017 15:20	5.9	84.03	83.9	5.8	83.70	83.9	5.7	83.72	83.3	5.5	83.72	83.6
02/28/2017 15:30	6.0	84.08	84.0	5.8	83.72	84.0	5.7	83.72	83.4	5.5	83.72	83.6
02/28/2017 15:40	6.0	84.13	84.1	5.8	83.72	83.9	5.7	83.73	83.5	5.5	83.76	83.6
02/28/2017 15:50	6.0	84.13	84.1	5.8	83.72	84.0	5.7	83.74	83.5	5.5	83.78	83.6
02/28/2017 16:00	5.9	84.13	84.1	5.8	83.73	84.0	5.6	83.76	83.5	5.5	83.78	83.6
02/28/2017 16:10	5.9	84.13	84.1	5.8	83.79	84.0	5.7	83.82	83.5	5.5	83.84	83.6
02/28/2017 16:20	6.0	84.22	84.2	5.8	83.85	83.9	5.7	83.92	83.5	5.5	83.95	83.8
02/28/2017 16:30	6.0	84.33	84.2	5.9	83.96	84.2	5.7	84.02	83.7	5.5	84.03	83.8
02/28/2017 16:40	5.9	84.33	84.3	5.8	83.97	84.2	5.7	84.03	83.7	5.5	84.03	83.9
02/28/2017 16:50	5.9	84.33	84.4	5.8	83.97	84.4	5.7	84.03	83.7	5.6	84.03	83.9
02/28/2017 17:00	6.0	84.25	84.4	5.9	83.91	84.4	5.7	83.94	83.7	5.6	83.96	83.9
02/28/2017 17:10	5.9	84.19	84.4	5.8	83.83	84.2	5.7	83.92	83.6	5.6	83.92	83.8
02/28/2017 17:20	5.9	84.13	84.3	5.8	83.83	84.2	5.7	83.84	83.7	5.6	83.84	83.8
02/28/2017 17:30	6.0	84.13	84.3	5.9	83.80	84.2	5.7	83.82	83.6	5.5	83.82	83.7
02/28/2017 17:40	6.0	84.13	84.3	5.8	83.81	84.1	5.7	83.83	83.6	5.6	83.82	83.7
02/28/2017 17:50	5.9	84.06	84.3	5.8	83.73	84.1	5.7	83.74	83.5	5.6	83.73	83.7
02/28/2017 18:00	5.9	84.01	84.3	5.8	83.69	84.0	5.7	83.71	83.5	5.6	83.71	83.6
02/28/2017 18:10	5.9	83.87	84.2	5.8	83.56	84.0	5.7	83.60	83.5	5.5	83.58	83.6
02/28/2017 18:20	5.9	83.78	84.2	5.9	83.43	84.0	5.7	83.47	83.3	5.5	83.44	83.5
02/28/2017 18:30	5.9	83.60	84.1	5.9	83.29	84.0	5.7	83.32	83.2	5.5	83.28	83.4
02/28/2017 18:40	5.9	83.42	84.0	5.9	83.09	83.8	5.7	83.15	83.1	5.5	83.09	83.2
02/28/2017 18:50	6.0	83.25	83.9	5.8	82.95	83.7	5.7	82.97	83.0	5.6	82.93	83.1
02/28/2017 19:00	5.9	83.09	83.7	5.9	82.80	83.5	5.7	82.87	82.8	5.5	82.80	83.0
02/28/2017 19:10	5.9	83.02	83.6	5.8	82.72	83.4	5.7	82.76	82.7	5.5	82.72	82.8
02/28/2017 19:20	5.9	83.02	83.5	5.9	82.72	83.3	5.7	82.73	82.6	5.5	82.71	82.8
02/28/2017 19:30	5.9	82.97	83.4	5.9	82.70	83.3	5.7	82.72	82.5	5.5	82.63	82.8
02/28/2017 19:40	5.9	82.92	83.4	5.8	82.61	83.2	5.7	82.64	82.5	5.5	82.60	82.7
02/28/2017 19:50	5.9	82.89	83.4	5.8	82.57	83.2	5.7	82.63	82.5	5.5	82.58	82.6
02/28/2017 20:00	5.9	82.88	83.3	5.8	82.57	83.2	5.7	82.62	82.5	5.5	82.56	82.6
02/28/2017 20:10	6.0	82.91	83.3	5.8	82.59	83.2	5.7	82.63	82.4	5.5	82.60	82.6
02/28/2017 20:20	6.0	82.94	83.3	5.8	82.62	83.2	5.7	82.66	82.4	5.5	82.62	82.6
02/28/2017 20:30	6.0	82.96	83.3	5.8	82.65	83.1	5.7	82.66	82.5	5.5	82.63	82.6
02/28/2017 20:40	6.0	82.87	83.3	5.8	82.56	83.2	5.7	82.62	82.5	5.5	82.57	82.6
02/28/2017 20:50	6.0	82.78	83.3	5.8	82.49	83.2	5.7	82.52	82.4	5.5	82.48	82.6
02/28/2017 21:00	6.0	82.72	83.3	5.9	82.37	83.1	5.7	82.43	82.4	5.5	82.37	82.5

Date/Time	HW13i F	HW13i T	HW13o	HW14i F	HW14i T	HW14o	HW15i F	HW15i T	HW15o	HW16i F	HW16i T	HW16o
02/28/2017 21:10	6.0	82.64	83.2	5.8	82.33	83.0	5.7	82.34	82.2	5.5	82.30	82.4
02/28/2017 21:20	6.0	82.53	83.2	5.8	82.28	83.0	5.7	82.29	82.2	5.5	82.22	82.4
02/28/2017 21:30	6.0	82.49	83.1	5.8	82.19	82.9	5.7	82.22	82.2	5.5	82.15	82.3
02/28/2017 21:40	6.0	82.41	83.0	5.8	82.12	82.9	5.7	82.17	82.0	5.5	82.11	82.2
02/28/2017 21:50	5.9	82.33	83.0	5.8	82.03	82.8	5.7	82.12	82.0	5.5	82.03	82.2
02/28/2017 22:00	5.9	82.33	82.9	5.9	82.03	82.8	5.7	82.04	82.0	5.5	82.00	82.1
02/28/2017 22:10	5.9	82.33	82.9	5.8	82.03	82.8	5.7	82.03	82.0	5.5	82.00	82.1
02/28/2017 22:20	5.9	82.33	82.9	5.8	82.03	82.7	5.7	82.06	82.0	5.5	82.03	82.1
02/28/2017 22:30	6.0	82.33	82.9	5.8	82.03	82.7	5.7	82.04	81.9	5.5	82.02	82.1
02/28/2017 22:40	6.0	82.33	82.9	5.8	82.03	82.7	5.7	82.11	81.9	5.5	82.03	82.1
02/28/2017 22:50	6.0	82.33	82.9	5.8	82.03	82.7	5.7	82.12	82.0	5.5	82.03	82.1
02/28/2017 23:00	6.0	82.35	82.9	5.8	82.08	82.7	5.7	82.10	82.0	5.5	82.05	82.1
02/28/2017 23:10	5.9	82.36	82.9	5.9	82.08	82.7	5.7	82.13	82.0	5.5	82.05	82.1
02/28/2017 23:20	6.0	82.37	82.9	5.8	82.08	82.8	5.7	82.13	82.0	5.5	82.07	82.2
02/28/2017 23:30	6.0	82.42	82.9	5.8	82.13	82.8	5.7	82.14	82.0	5.5	82.13	82.2
02/28/2017 23:40	5.9	82.36	82.9	5.9	82.08	82.8	5.7	82.13	82.0	5.5	82.07	82.2
02/28/2017 23:50	5.9	82.37	82.9	5.8	82.11	82.8	5.7	82.13	82.0	5.5	82.07	82.2
03/01/2017 00:00	6.0	82.33	82.9	5.8	82.03	82.8	5.7	82.10	82.0	5.5	82.03	82.1

Appendix B - Attachment 3 - GIW Locations Field-Measured Temperature and Flow Results

Note: No field measurements available for the week of February 13th, 2017 due to system shut-down

Heat Extraction Readings

SOUTH

GIW 2 - 106'			GIW 3 - 30'		GIW 4 - 130'			GIW 5 - 63'		GIW 6 - 52'		GIW 7 - 120'			GIW 10 - 120'		
Thermocouples			Thermocouples		Thermocouples			Thermocouples		Thermocouples		Thermocouples			Thermocouples		
Depth	Temp.		Depth	Temp.	Depth	Temp.		Depth	Temp.	Depth	Temp.	Depth	Temp.		Depth	Temp.	
40'	71.1		30'	198.8	50'	69.4		50'	—	50'	70.6	50'	72.1		50'	—	
105'	Bad		-	-	115'	71.5		-	-	-	-	115'	70.6		115'	—	
	Cold RTD(In)	Hot RTD(Out)	Hot RTD(Out)			Cold RTD(In)	Hot RTD(Out)	Hot RTD (Out)		Hot RTD (Out)			Cold RTD(In)	Hot RTD (Out)		Cold RTD(In)	Hot RTD (Out)
HH840U	57		HH840U	57	HH840U	56		HH840U		HH840U	57	HH840U	57		HH840U	57	
Flow			Flow		Flow			Flow		Flow		Flow			Flow		
8.0			6.0		7.9			6.46		6.0		7.4			8.0		

TML 1		TML 2		TML 3		TML 4		PUMP	Tank Depth	Tower Discharge
RTD		RTD		RTD		RTD		Flow	Ft.	Temp
	—		—		—		—	224	6'5"	55.7
HH840U		HH840U		HH840U		HH840U				

NORTH

GIW 8 - 120'	GIW 9 - 115'	GIW 11 - 120'	GIW 12 - 120'	GIW 13 - 120'
Hot RTD(Out)	Hot RTD(Out)	Hot RTD(Out)	Hot RTD(Out)	Hot RTD(Out)
HH840U —	HH840U 57	HH840U 57	HH840U 57	HH840U —
Flow	Flow	Flow	Flow	Flow
8.0	8.0	8.0	8.1	8.6

NORTH LINE	SOUTH LINE	GIW13 -TML 1N	GIW8-TML 2N
Flow	Flow	RTD	RTD
44.50	76.10	57	57
		HH840U	HH840U

Date: 1-30-17 Time: 0815 Readings By: [illegible]

Heat Extraction Readings

SOUTH

GIW 2 - 106'			GIW 3 - 30'		GIW 4 - 130'			GIW 5 - 63'		GIW 6 - 52'		GIW 7 - 120'			GIW 10 - 120'		
Thermocouples			Thermocouples		Thermocouples			Thermocouples		Thermocouples		Thermocouples			Thermocouples		
Depth	Temp.		Depth	Temp.	Depth	Temp.		Depth	Temp.	Depth	Temp.	Depth	Temp.		Depth	Temp.	
40'	84.5		30'	197.3	50'	80.3		50'	—	50'	84.1	50'	81.1		50'	—	
105'	Bad		-	-	115'	83.2		-	-	-	-	115'	82.5		115'	—	
	Cold RTD(In)	Hot RTD(Out)	Hot RTD(Out)			Cold RTD(In)	Hot RTD(Out)	Hot RTD (Out)		Hot RTD (Out)			Cold RTD(In)	Hot RTD (Out)		Cold RTD(In)	Hot RTD (Out)
HH840U	76		HH840U	76	HH840U	75		HH840U		HH840U	76	HH840U	76		HH840U	76	
Flow			Flow		Flow			Flow		Flow		Flow			Flow		
7.8			6.7		9.1			4.94		5.9		7.3			8.9		

TML 1	
RTD	
	—
HH840U	

TML 2	
RTD	
	—
HH840U	

TML 3	
RTD	
	—
HH840U	

TML 4	
RTD	
	—
HH840U	

PUMP
Flow
228

Tank Depth
Ft.
6'5"

Tower Discharge
Temp
75.6

NORTH

GIW 8 - 120'	GIW 9 - 115'	GIW 11 - 120'	GIW 12 - 120'	GIW 13 - 120'
Hot RTD(Out)	Hot RTD(Out)	Hot RTD(Out)	Hot RTD(Out)	Hot RTD(Out)
HH840U —	HH840U 76	HH840U 76	HH840U 76	HH840U —
Flow	Flow	Flow	Flow	Flow
7.6	8.7	8.9	9.1	7.8

NORTH LINE
Flow
47.33

SOUTH LINE
Flow
77.54

GIW13 -TML 1N	
RTD	
76	
HH840U	

GIW8-TML 2N	
RTD	
76	
HH840U	

Date: 2-7-17 Time: 0800 Readings By: [illegible]

Heat Extraction Readings

SOUTH

GIW 2 - 106'			GIW 3 - 30'		GIW 4 - 130'			GIW 5 - 63'		GIW 6 - 52'		GIW 7 - 120'			GIW 10 - 120'		
Thermocouples			Thermocouples		Thermocouples			Thermocouples		Thermocouples		Thermocouples			Thermocouples		
Depth	Temp.		Depth	Temp.	Depth	Temp.		Depth	Temp.	Depth	Temp.	Depth	Temp.		Depth	Temp.	
40'	91.6		30'	182.4	50'	88.7		50'	—	50'	87.2	50'	90.5		50'	—	
105'	—		-	-	115'	89.2		-	-	-	-	115'	88.2		115'	—	
	Cold RTD(In)	Hot RTD(Out)	Hot RTD(Out)			Cold RTD(In)	Hot RTD(Out)	Hot RTD (Out)		Hot RTD (Out)			Cold RTD(In)	Hot RTD (Out)		Cold RTD(In)	Hot RTD (Out)
HH840U	78	—	HH840U	77	HH840U	77	—	HH840U	—	HH840U	77	HH840U	77	—	HH840U	77	—
Flow			Flow		Flow			Flow		Flow		Flow			Flow		
7.8			5.8		8.9			5.88		5.8		8.8			9.8		

TML 1		
RTD		
	—	
HH840U		

TML 2		
RTD		
	—	
HH840U		

TML 3		
RTD		
	—	
HH840U		

TML 4		
RTD		
	—	
HH840U		

PUMP
Flow
253

Tank Depth
Ft.
5'9"

Tower Discharge
Temp
77.1

NORTH

GIW 8 - 120'	GIW 9 - 115'	GIW 11 - 120'	GIW 12 - 120'	GIW 13 - 120'
Hot RTD(Out)	Hot RTD(Out)	Hot RTD(Out)	Hot RTD(Out)	Hot RTD(Out)
HH840U —	HH840U 77	HH840U 78	HH840U 77	HH840U —
Flow	Flow	Flow	Flow	Flow
7.9	8.6	8.8	8.8	8.0

NORTH LINE
Flow
64.99

SOUTH LINE
Flow
69.78

GIW13 -TML 1N	
RTD	
78	
HH840U	

GIW8-TML 2N	
RTD	
78	
HH840U	

Date: 2-22-17 Time: 0800 Readings By:

Heat Extraction Readings

SOUTH

GIW 2 - 106'			GIW 3 - 30'		GIW 4 - 130'			GIW 5 - 63'		GIW 6 - 52'		GIW 7 - 120'			GIW 10 - 120'	
Thermocouples			Thermocouples		Thermocouples			Thermocouples		Thermocouples		Thermocouples			Thermocouples	
Depth	Temp.		Depth	Temp.	Depth	Temp.		Depth	Temp.	Depth	Temp.	Depth	Temp.		Depth	Temp.
40'	78.9		30'	182.1	50'	75.9		50'	—	50'	78.4	50'	77.9		50'	—
105'	Bad		-	-	115'	78.1		-	-	-	-	115'	76.9		115'	—
	Cold RTD(In)	Hot RTD(Out)	Hot RTD(Out)			Cold RTD(In)	Hot RTD(Out)	Hot RTD (Out)		Hot RTD (Out)			Cold RTD(In)	Hot RTD (Out)		Cold RTD(In)	Hot RTD (Out)
HH840U	69	—	HH840U	68	HH840U	68		HH840U	—	HH840U	68	HH840U	69		HH840U	68	
Flow			Flow		Flow			Flow		Flow		Flow			Flow	
7.7			6.1		8.8			6.03		5.8		8.6			9.0	

TML 1		TML 2		TML 3		TML 4		PUMP	Tank Depth	Tower Discharge
RTD		RTD		RTD		RTD		Flow	Ft.	Temp
								250	6'0"	67.8
HH840U	—	HH840U	—	HH840U	—	HH840U	—			

NORTH

GIW 8 - 120'	GIW 9 - 115'	GIW 11 - 120'	GIW 12 - 120'	GIW 13 - 120'
Hot RTD(Out)	Hot RTD(Out)	Hot RTD(Out)	Hot RTD(Out)	Hot RTD(Out)
HH840U —	HH840U 68	HH840U 69	HH840U 68	HH840U —
Flow	Flow	Flow	Flow	Flow
7.7	8.4	9.0	9.0	8.1

NORTH LINE	SOUTH LINE	GIW13 -TML 1N	GIW8-TML 2N
Flow	Flow	RTD	RTD
—	69.11	69	69
		HH840U	HH840U

Date: 2-27-17 Time: 0830 Readings By: [signature]

Heat Extraction Readings

SOUTH

GIW 2 - 106'			GIW 3 - 30'		GIW 4 - 130'			GIW 5 - 63'		GIW 6 - 52'		GIW 7 - 120'			GIW 10 - 120'	
Thermocouples			Thermocouples		Thermocouples			Thermocouples		Thermocouples		Thermocouples			Thermocouples	
Depth	Temp.		Depth	Temp.	Depth	Temp.		Depth	Temp.	Depth	Temp.	Depth	Temp.		Depth	Temp.
40'	83.9		30'	182.5	50'	80.9		50'	82.8	50'	81.4	50'	82.4		50'	—
105'	—		-	-	115'	82.3		-	-	-	-	115'	81.2		115'	—
	Cold RTD(In)	Hot RTD(Out)	Hot RTD(Out)			Cold RTD(In)	Hot RTD(Out)	Hot RTD (Out)		Hot RTD (Out)			Cold RTD(In)	Hot RTD (Out)		Cold RTD(In)	Hot RTD (Out)
HH840U	74	—	HH840U	74	HH840U	73	—	HH840U	—	HH840U	74	HH840U	74	—	HH840U	74	—
Flow			Flow		Flow			Flow		Flow		Flow			Flow	
7.7			6.0		8.9			5.96		5.6		8.8			8.7	

TML 1		TML 2		TML 3		TML 4		PUMP	Tank Depth	Tower Discharge
RTD		RTD		RTD		RTD		Flow	Ft.	Temp
	—		—		—		—	248	5'7"	73.6
HH840U		HH840U		HH840U		HH840U				

NORTH

GIW 8 - 120'	GIW 9 - 115'	GIW 11 - 120'	GIW 12 - 120'	GIW 13 - 120'
Hot RTD(Out)	Hot RTD(Out)	Hot RTD(Out)	Hot RTD(Out)	Hot RTD(Out)
HH840U —	HH840U 74	HH840U 74	HH840U 74	HH840U —
Flow	Flow	Flow	Flow	Flow
7.8	8.4	9.0	9.0	8.0

NORTH LINE	SOUTH LINE	GIW13 -TML 1N	GIW8-TML 2N
Flow	Flow	RTD	RTD
offline	69.11	74	74
		HH840U	HH840U

Date: 3-6-2017 Time: 0830 Readings By: [signature]

Appendix C – Dow Chemical Engineering and Operating Guide for DOWFROST and DOWFROST HD Inhibited Propylene Glycol-based Heat Transfer Fluids

Engineering and Operating Guide

for DOWFROST and DOWFROST HD
Inhibited Propylene Glycol-based Heat Transfer Fluids

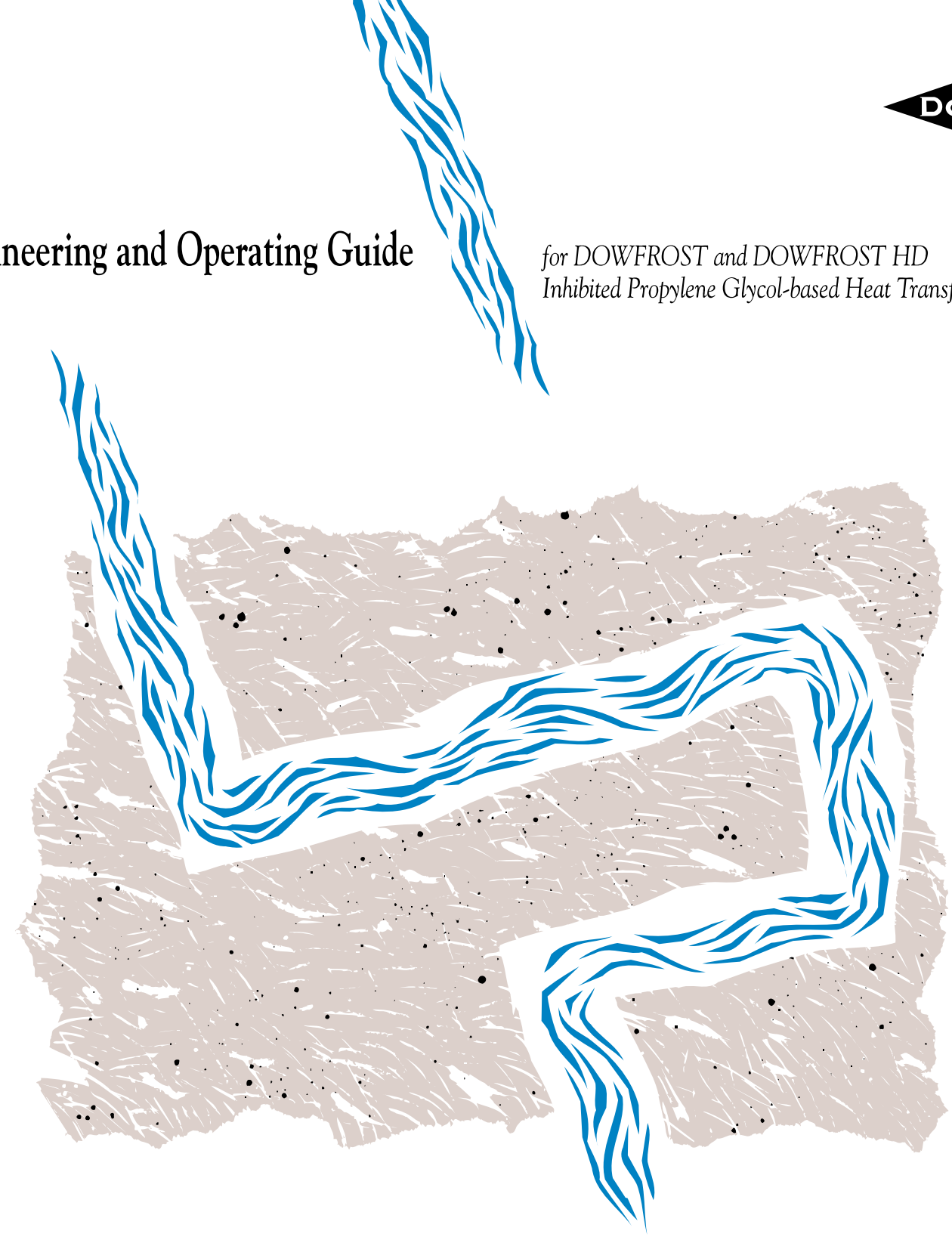

D O W F R O S T

Table of Contents

Introduction 4
Product Descriptions 6
Regulatory Status 8
System Preparation 8
Fluid Concentration 9
Preparing Fluid Solutions 10
- Dilution Water Quality 10
- Solution Make-up 10
- Introducing DOWFROST Fluids 10
- Adjusting the Concentration of Inhibited Glycols 10

System Design Considerations 12
Corrosion Protection 15
Fluid Maintenance 16
Product Properties and Engineering Data 17
- Density 18
- Viscosity 22
- Thermal Conductivity 26
- Specific Heat 30
- Vapor Pressure 34
- Pressure Drop 36

Safety, Handling, Storage, Disposal 42
Product/Application Information Available 43

Introduction

This guide provides basic product performance information, engineering data, and operating guidelines for DOWFROST® inhibited propylene glycol-based heat transfer fluids. Included in the guide are: a brief introduction to DOWFROST fluids, typical product specifications, system design and preparation guidelines, glycol concentration and dilution water quality information, plus detailed engineering data including density, viscosity, specific heat and thermal conductivity. If you would like additional product information or specific engineering or operating assistance, call Dow toll free at 1-800-447-4369.

Where to use DOWFROST propylene glycol-based fluids

Solutions of DOWFROST propylene glycol-based fluids are widely used for secondary cooling and heating applications, for freeze and burst protection of pipes, and for various deicing, defrosting, and dehumidifying applications. They contain specially formulated packages of industrial inhibitors that help prevent corrosion. Specific applications for these fluids include:

- HVAC system freeze/burst/corrosion protection
- Immersion freezing
- Cooling liquid foods
- Packaging carbonated beverages
- Fermentation cooling
- Refrigeration coil defrosting
- Cold room dehumidifying
- Conveyor roller defrosting
- Process cooling
- Process heating
- Waste heat recovery
- Air preheating
- Solar heating
- Sidewalk snow melting systems
- Refrigeration warehouse floor heating

Choosing between propylene glycol and ethylene glycol fluids

In addition to DOWFROST propylene glycol-based fluids, DOWTHERM® ethylene glycol-based fluids are also available. There are two major differences between propylene and ethylene glycol fluids: viscosity and toxicity. Ethylene glycol-based fluids are less viscous than propylene glycol-based fluids. Therefore, they generally provide superior heat transfer efficiency and better low temperature performance and are preferred for most heat transfer applications.

However, in applications where toxicity is a concern, propylene glycol fluids are used because of their low acute oral toxicity vs. the moderate acute oral toxicity of ethylene glycols. Examples include applications where contact with drinking water is possible, food processing applications where accidental contact with food or beverage products could occur, and applications in localities where propylene glycol use is mandated by law. For additional toxicity information, see the discussion on page 42 of this brochure and request Material Safety Data (MSD) sheets, available from Dow.

This guide provides information about DOWFROST propylene glycol-based fluids only. For additional information about DOWTHERM ethylene glycol-based fluids, call 1-800-447-4369 and request Form No. 180-1190, "Engineering and Operating Guide for DOWTHERM SR-1 and DOWTHERM 4000 Inhibited Ethylene Glycol-based Heat Transfer Fluids."

®*Trademark of The Dow Chemical Company*

Dow offers you a choice of propylene glycol-based fluids

There are two Dow propylene glycol-based fluids:

DOWFROST: An industrially inhibited fluid with an operating range of -50°F to 250°F (-46°C to 121°C).

DOWFROST HD: An industrially inhibited fluid with an operating range of -50°F to 325°F (-46°C to 163°C).

Compared to DOWFROST fluid, DOWFROST HD fluid has a higher maximum operating temperature, higher reserve alkalinity, and greater thermal stability. While DOWFROST fluid is considered the standard propylene glycol-based fluid for most applications, DOWFROST HD fluid is specified to extend fluid life where service temperatures are higher and the likelihood of thermal degradation is greater. It is sometimes also used in less demanding applications because the heavy duty inhibitors last longer, and maintenance requirements can be reduced. DOWFROST HD is particularly well-suited for HVAC applications because its inhibitor package offers additional corrosion protection for systems containing copper components.

Both fluids are low in acute oral toxicity, making them suitable for use where incidental contact with drinking water is possible. However, DOWFROST fluid is recommended for use in food processing applications regulated by either the Food and Drug Administration (FDA) or the United States Department of Agriculture (USDA). The ingredients in DOWFROST fluid have been cleared by the FDA for use as food additives. DOWFROST fluid is also listed as chemically acceptable by the USDA for certain food processing applications. See page 8 for additional product regulatory information.

Complete supporting services including free fluid analysis

DOWFROST propylene glycol-based heat transfer fluids are backed by a comprehensive package of Dow supporting services. Dow technical service personnel can provide you with fluid related information to better enable you to design, operate, and maintain your thermal fluids system for maximum productivity and economy.

For systems containing 250 gallons (950 liters) of DOWFROST fluid or more, Dow offers free fluid analysis. Typically performed on an annual basis, the analysis includes determination of current fluid inhibitor and glycol levels, plus Dow's recommendations for maintaining proper corrosion protection and thermal performance capabilities. Dow also provides assistance to operators of smaller systems so they can conduct their own, on-site fluid analyses. See page 16 for more information.

Basic Product Descriptions: DOWFROST and DOWFROST HD Heat Transfer Fluids

DOWFROST fluid is a formulation of 95.5 percent propylene glycol, dipotassium phosphate and water. The fluid is colorless (water white). DOWFROST fluid has an operating temperature range of -50°F to 250°F (-46°C to 121°C) and solutions in water provide freeze protection to below -60°F (-51°C) and burst protection to below -100°F (-73°C).

DOWFROST HD fluid is a formulation of 94.0 percent propylene glycol and a specially designed industrial package of corrosion inhibitors. The fluid is dyed fluorescent yellow to aid in leak detection. DOWFROST HD fluid has an operating temperature range of -50°F to 325°F (-46°C to 163°C) and solutions in water provide freeze protection to below -60°F (-51°C) and burst protection to below -100°F (-73°C).

Both fluids are practically odorless and are low in acute oral toxicity. They offer good heat transfer characteristics, good freeze and corrosion protection, and low volatility. These fluids are hygroscopic at low temperatures, which means they attract moisture from the surrounding atmosphere. Both fluids are also non-flammable in solutions up to 80 percent glycol in water. Table 1 highlights typical specifications of DOWFROST and DOWFROST HD heat transfer fluids. Table 2 provides electrical conductivity data for DOWFROST fluid. Table 3 provides freezing and boiling points for DOWFROST and DOWFROST HD.

Table 1—Typical Product Specifications[1]

	DOWFROST Heat Transfer Fluid	DOWFROST HD Heat Transfer Fluid
Composition (% by weight)		
Propylene Glycol	95.5	94.0
Inhibitors & Water	4.5	6.0
Color	Water White	Fluorescent Yellow
Specific Gravity (at 60/60°F)	1.046 – 1.056	1.053 – 1.063
pH of Solution (50% glycol)	9.5 – 10.5	9.0 – 10.7
Reserve Alkalinity (min.)	9.0 ml	16.0 ml

[1] *Typical properties, not to be construed as specifications. Complete sales specifications are available on request.*

Table 2—Electrical Conductivity of DOWFROST Fluid

Weight % Glycol	Temperature °C	Electrical Conductivity mhos/cm (S)
0	25	9.69×10^{-7}
12.5	25	2.19×10^{-3}
25.0	25	2.78×10^{-3}
50.0	25	2.06×10^{-3}
100.0	25	1.49×10^{-4}
0	0	9.69×10^{-7}
12.5	0	1.10×10^{-3}
25.0	0	1.25×10^{-3}
50.0	0	7.49×10^{-4}
100.0	0	3.90×10^{-5}

Table 3—Typical Freezing and Boiling Points of Aqueous Solutions of DOWFROST and DOWFROST HD†

Freezing Point °F	Freezing Point °C	Wt % Propylene Glycol	Vol % Propylene Glycol	Vol % DOWFROST	Vol % DOWFROST HD	Boiling Point °F @ 760 mm Hg	Boiling Point °C @ 0.96 Barr	Degree Brix††	Refractive Index 22°C
32.0	0.0	0.0	0.0	0.0	0.0	212	100	0.0	1.3328
29.1	-1.6	5.0	4.8	5.0	5.1	212	100	4.8	1.3383
26.1	-3.3	10.0	9.6	10.0	10.2	212	100	8.4	1.3438
22.9	-5.1	15.0	14.5	15.1	15.4	212	100	12.9	1.3495
19.2	-7.1	20.0	19.4	20.3	20.6	213	101	15.4	1.3555
18.3	-7.6	21.0	20.4	21.3	21.7	213	101	16.0	1.3567
17.6	-8.0	22.0	21.4	22.4	22.8	213	101	16.7	1.3579
16.6	-8.6	23.0	22.4	23.4	23.8	213	101	17.4	1.3591
15.6	-9.1	24.0	23.4	24.5	24.9	213	101	18.4	1.3603
14.7	-9.6	25.0	24.4	25.5	26.0	214	101	19.0	1.3615
13.7	-10.2	26.0	25.3	26.5	26.9	214	101	19.6	1.3627
12.6	-10.8	27.0	26.4	27.6	28.1	214	101	20.2	1.3639
11.5	-11.4	28.0	27.4	28.6	29.1	215	102	20.8	1.3651
10.4	-12.0	29.0	28.4	29.7	30.2	215	102	21.4	1.3663
9.2	-12.7	30.0	29.4	30.7	31.3	216	102	22.0	1.3675
7.9	-13.4	31.0	30.4	31.8	32.3	216	102	22.7	1.3687
6.6	-14.1	32.0	31.4	32.8	33.4	216	102	23.6	1.3698
5.3	-14.8	33.0	32.4	33.9	34.5	216	102	24.4	1.3710
3.9	-15.6	34.0	33.5	35.0	35.6	216	102	25.3	1.3621
2.4	-16.4	35.0	34.4	36.0	36.6	217	103	26.1	1.3733
0.8	-17.3	36.0	35.5	37.1	37.8	217	103	26.9	1.3744
-0.8	-18.2	37.0	36.5	38.2	38.8	217	103	27.5	1.3756
-2.4	-19.1	38.0	37.5	39.2	39.9	218	103	28.0	1.3767
-4.2	-20.1	39.0	38.5	40.3	41.0	218	103	28.5	1.3779
-6.0	-21.1	40.0	39.6	41.4	42.1	219	104	29.1	1.3790
-7.8	-22.1	41.0	40.6	42.4	43.2	219	104	29.6	1.3802
-9.8	-23.2	42.0	41.6	43.5	44.3	219	104	30.2	1.3813
-11.8	-24.3	43.0	42.6	44.5	45.3	219	104	30.7	1.3825
-13.9	-25.5	44.0	43.7	45.7	46.5	219	104	31.3	1.3836
-16.1	-26.7	45.0	44.7	46.7	47.6	220	104	31.8	1.3847
-18.3	-27.9	46.0	45.7	47.8	48.6	220	104	32.4	1.3858
-20.7	-29.3	47.0	46.8	48.9	49.8	220	104	33.0	1.3870
-23.1	-30.6	48.0	47.8	50.0	50.9	221	105	33.5	1.3881
-25.7	-32.1	49.0	48.9	51.1	52.0	221	105	34.1	1.3892
-28.3	-33.5	50.0	49.9	52.2	53.1	222	106	34.7	1.3903
-31.0	-35.0	51.0	50.9	53.2	54.1	222	106	35.5	1.3914
-33.8	-36.6	52.0	51.9	54.3	55.2	222	106	35.9	1.3924
-36.7	-38.2	53.0	53.0	55.4	56.4	223	106	36.6	1.3935
-39.7	-39.8	54.0	54.0	56.5	57.4	223	106	37.2	1.3945
-42.8	-41.6	55.0	55.0	57.5	58.5	223	106	38.0	1.3956
-46.0	-43.3	56.0	56.0	58.5	59.6	223	106	38.5	1.3966
-49.3	-45.2	57.0	57.0	59.6	60.6	224	107	39.0	1.3977
-52.7	-47.1	58.0	58.0	60.6	61.7	224	107	39.6	1.3987
-56.2	-49.0	59.0	59.0	61.7	62.8	224	107	40.1	1.3998
-59.9	-51.1	60.0	60.0	62.7	63.8	225	107	40.6	1.4008
b	b	65.0	65.0	68.0	69.1	227	108	42.1	1.4058
b	b	70.0	70.0	73.2	74.5	230	110	44.1	1.4104
b	b	75.0	75.0	78.4	79.8	237	114	46.1	1.4150
b	b	80.0	80.0	83.6	85.1	245	118	48.0	1.4193
b	b	85.0	85.0	88.9	90.4	257	125	50.0	1.4235
b	b	90.0	90.0	94.1	95.7	270	132	51.4	1.4275
b	b	95.0	95.0	99.3	a	310	154	52.8	1.4315

[a] *Propylene glycol concentrations greater than 94% are not attainable with DOWFROST HD fluid.*
[b] *Freezing points are below -60°F (-51°C).*
† *Typical properties, not to be construed as specifications.*
†† *Degree Brix is a measure of the sugar concentration in a fluid and is important in fermentation and syrups applications. Although there is no sugar present in DOWFROST heat transfer fluids, the glycol affects the refractive index of the fluid in a similar fashion.*

NOTE: Generally, for an extended margin of protection, you should select a temperature in this table that is at least 5°F (3°C) lower than the expected lowest ambient temperature. Inhibitor levels in glycol solutions less than 25–30% may not provide adequate corrosion protection. Solutions of glycol less than 25% may be at risk for bacterial contamination.

Regulatory Status of DOWFROST Fluid

DOWFROST inhibited propylene glycol-based fluid is listed as chemically acceptable by the U.S. Department of Agriculture (USDA) for both defrosting refrigeration coils and for immersion freezing of wrapped meats, poultry and meat products in food processing plants operated under federal inspection. The FDA clears only individual ingredients, not proprietary products (trademarks). The two ingredients in DOWFROST fluid are generally recognized by the FDA as safe food additives under parts 182 and 184 of the Food Additive Regulations. The regulation for propylene glycol is 21 CFR 184.1666; for dipotassium phosphate, 182.6285. The propylene glycol and dipotassium phosphate in DOWFROST fluid meet the requirements of these regulations. Grade A dairies and meat packing establishments sometimes require a letter certifying the appropriate use and quality of DOWFROST fluid. Such a letter, along with copies of the acceptance letter from the USDA and a statement of FDA compliance, will be provided to Dow customers on request.

For applications where there is no chance of accidental contact with food or beverage products, and where there is no possibility of incidental contact with drinking water, DOWTHERM ethylene glycol-based fluids are generally used because of their greater heat transfer efficiency and superior low temperature performance. (Request Form No. 180-1190, "Engineering and Operating Guide for DOWTHERM SR-1 and DOWTHERM 4000 Inhibited Ethylene Glycol-based Heat Transfer Fluids").

Preparing Systems for the Addition of DOWFROST or DOWFROST HD Heat Transfer Fluid

Existing systems

In existing systems, all lines and materials should be cleaned and flushed thoroughly before charging the system with DOWFROST fluid. This is especially important if fluid previously in the system is incompatible with the new inhibited glycol fluid. A Dow technical service representative can help you determine the compatibility of other fluids with DOWFROST and DOWFROST HD heat transfer fluids.

If a fluid containing silicates (such as automotive antifreeze) was previously used, it may be necessary to clean silicate residues from the system.

It is also important to remove all rust, scale, and sediment in the system. Traces of chloride should be removed—whether from old fluid or residue from acid cleaner—because chlorides can contribute to corrosion. For large systems, or systems where corrosion is already evident, consult a professional industrial cleaning organization. For heavily fouled or corroded systems, an optimum cleaning procedure includes the use of an inhibited acid followed by neutralization and phosphatization. This procedure is quite involved and should be done by a company experienced in industrial cleaning. If chemical cleaning is used, it is important that all traces of the cleaning agent be removed, and the system be thoroughly flushed with water.

New systems

New systems are typically coated with oil, grease or a protective film during fabrication, storage, or construction. Dirt, solder flux, and welding and pipe scale can also cause problems. Therefore, thorough cleaning of new systems is recommended. A solution of 1 to 2 percent trisodium phosphate can be used with water for flushing the system. Other commercially available cleaning products may also work. System volume can be calculated during this stage by metering in the initial fill of the system, or by chemical analysis of cleaning chemicals after known quantities are introduced into the system.

Selecting the Proper Concentration of DOWFROST Fluid

The minimum recommended concentration is 25% as glycol for most applications. Diluting the concentration below 25% to 30% as glycol may reduce the inhibitor concentration to a level that may not provide adequate corrosion protection. Solutions of glycol less than 25% may be at risk for bacterial contamination. The maximum recommended concentration of glycol is 60% for efficient heat transfer.

Between 25% and 60%, the actual concentration of glycol-based heat transfer fluid required in a system depends on the kind of protection needed in winter, or the operating temperature if the system involves refrigeration. There are two basic types of protection available: "burst protection" and "freeze protection."

Burst protection

Burst protection is sufficient if the system will remain dormant when the temperature is below the freezing point of the solution. In HVAC applications, burst protection is considered an appropriate safeguard in systems where there is adequate space to accommodate the expansion of an ice/slush mixture *and* the system is inactive during the winter.

Inhibited glycol-based fluids provide burst protection in the following manner: as the temperature drops below the solution's freezing point, ice crystals begin to form. Because water in the solution freezes first, the remaining glycol solution becomes further concentrated and remains fluid. The combination of ice crystals and fluid results in a flowable slush. Fluid volume increases as this slush forms, with the extra volume flowing into available expansion volume in the system. If the concentration of glycol is sufficient, system damage will not occur.

For burst protection, a 35 percent (volume) solution of propylene glycol (36.6 percent DOWFROST or 37.2 percent DOWFROST HD) is usually adequate. See Table 4 for typical propylene glycol concentrations required to achieve burst protection at various temperatures.

Freeze protection

Freeze protection is required in systems where fluid must be pumped at the lowest anticipated temperature. Freeze protection is essential in cases where no ice crystals can be permitted to form or where there is inadequate expansion volume available to accommodate ice/slush formation.

For freeze protection, the required concentration of inhibited glycol fluid in the system depends on the operating conditions of the system and the lowest expected ambient temperature. HVAC systems that are subject to prolonged winter shutdown—but which must start-up again while the weather is still cold—may require freeze protection. Freeze protection is also appropriate for closed-loop systems that must be protected in the event of power or pump failure.

To obtain adequate freeze protection, the glycol solution must maintain a freezing point at least 5°F (3°C) below the lowest anticipated ambient temperature. Table 4 lists typical concentrations of DOWFROST fluids required to provide freeze protection. Refer to Table 3 for a complete list of the concentrations of inhibited propylene glycol to be added for freeze protection.

Table 4—Typical Concentrations of DOWFROST Fluids Required to Provide Freeze and Burst Protection at Various Temperatures

Temperature		Percent (vol.) DOWFROST Fluid Concentration Required			
		For Freeze Protection		For Burst Protection	
°F	°C	Volume % DOWFROST	Volume % DOWFROST HD	Volume % DOWFROST	Volume % DOWFROST HD
20	(-7)	18.8†	19.1†	12.6†	12.8†
10	(-12)	30.4	30.9	20.9†	21.3†
0	(-18)	37.7	38.3	25.1	25.5
-10	(-23)	44.0	44.7	29.3	29.8
-20	(-29)	48.2	48.9	31.4	31.9
-30	(-34)	52.4	53.2	34.6	35.1
-40	(-40)	56.5	57.4	36.6	37.2
-50	(-46)	59.7	60.6	36.6	37.2
-60	(-51)	62.8	63.8	36.6	37.2

† Inhibitor levels in glycol solutions less than 25–30% may not provide adequate corrosion protection. Glycol concentrations less than 25% may be at risk for bacterial contamination.

NOTE: These figures are examples only and may not be appropriate to your situation. Generally, for an extended margin of protection, you should select a temperature in this table that is at least 5°F lower than the expected lowest ambient temperature.

ATTENTION: These are typical numbers only and are not to be regarded as specifications. As use conditions are not within its control, Dow does not guarantee results from use of the information or products herein; and gives no warranty, express or implied.

Preparing Solutions of DOWFROST Fluids

Dilution water quality

Water used to dilute DOWFROST fluids must meet certain minimum standards for purity. Impurities in dilution water can increase metal corrosion, aggravate pitting of cast iron and steel, reduce the effectiveness of corrosion inhibitors, increase inhibitor depletion rate, cause formation of scale and other deposits on heat transfer surfaces, and cause clogging of system components.

To assure inhibitor effectiveness, the levels of chlorides and sulfates in water used to dilute DOWFROST fluids should be less than 25 ppm each. Total hardness should be less than 100 ppm expressed as ppm calcium carbonate (See Table 5). Distilled or deionized water is recommended. DOWFROST HD fluid contains a patented additive that keeps the corrosion inhibitors in solution when mixed with hard water ions (calcium and magnesium). This helps to protect the system from depletion of the inhibitor package due to accidental use of hard water. However, since additional contaminants are typically found in hard water (such as chloride, sulfate, iron, etc.), Dow continues to recommend the use of distilled or deionized water for dilution of this product.

DOWFROST fluid does not contain this patented additive, therefore the use of good quality water is critical to the success of DOWFROST fluid in your system. If good quality water is unavailable, pre-diluted solutions of DOWFROST fluids are available from Dow.

Table 5— Dilution Water Quality Requirements

Impurity	Level
Chlorides	25 ppm, max
Sulfates	25 ppm, max
Total Hardness, as $CaCO_3$	100 ppm, max

Note: 17.1 ppm = 1 grain

Solution make-up

As indicated above, good quality water must be used for fluid make-up. In addition, any flush water remaining in the system should be taken into account when introducing and diluting DOWFROST fluids. In an industrial system, it is not unusual to have "hold-up" of up to 20 percent or greater of the total system volume, although 10 percent is more common.

Introducing DOWFROST fluids into your system

In most cases, solutions containing glycol-based heat transfer fluid are mixed on a volume basis. If you wish to mix by weight percent, use Table 3 to obtain the volume-to-weight conversion. Following is the mixing procedure for installing these fluids:

1. Calculate the quantity of fluid needed to achieve the desired results. Table 6, which provides the number of gallons per 100 feet of pipe, may be helpful in the calculation.

2. Introduce a sufficient quantity of water to check the system for tightness. Pressure testing the system at this stage can be helpful. Often pressure testing can be accomplished during the initial cleaning or flushing of the system.

3. Drain enough water from the system to provide space for the inhibited glycol quantity as calculated in Step 1.

4. Add the correct amount of fluid and any water needed to completely refill the system, allowing for liquid expansion as needed due to the operating temperature.

5. Circulate for at least 24 hours to ensure complete mixing. Check the liquid concentration with a refractometer or other method to assure that the correct mixture is obtained.

Increasing or decreasing the concentration of inhibited glycol in the system

It is sometimes necessary to increase the concentration of the glycol solution in your system, either to protect against cold weather, or to replace fluid lost through leakage or moisture absorbed from the atmosphere. There are other conditions which may require the dilution of inhibited glycol already in the system. Either adjustment can be carried out in batch or continuous operation.

Procedure for adjusting freezing point of glycol fluids

If a lower freezing point is required, the concentration of glycol must be increased accordingly. Use the formula below to determine the amount of solution to drain and the number of gallons of DOWFROST fluid to add to increase glycol concentration.

$$A=V(D-P)/(100-P)$$

To decrease the glycol concentration, the following formula should be used to determine the volume to drain and replace with high quality water:

$$A=V(P-D)/P$$

Where,

A = The quantity (in gallons or liters) of DOWFROST fluid to be added to the system to lower the freeze point, or the quantity (in gallons or liters) of glycol solution that must be drained from the system to decrease glycol concentration.

V = The total solution capacity of the system, in gallons (or liters).

D= The volume percent of DOWFROST fluid desired in the system.

P = The volume percent of DOWFROST fluid presently in the system.

Table 6—Volume of Heat Transfer Fluid per Length of Pipe†

Nominal Pipe Size inches	Nominal Pipe Size mm	Wall Thickness inches	Wall Thickness mm	Inside Diameter inches	Inside Diameter mm	USG per 100 ft of pipe	Liters per 1 m of pipe
1/4	8	0.088	2.24	0.364	9.25	0.541	0.067
3/8	10	0.091	2.31	0.493	12.52	0.992	0.123
1/2	15	0.109	2.77	0.622	15.80	1.579	0.196
3/4	20	0.113	2.87	0.824	20.93	2.770	0.344
1	25	0.133	3.38	1.049	26.64	4.490	0.558
1 1/4	32	0.14	3.56	1.380	35.05	7.770	0.965
1 1/2	40	0.145	3.68	1.610	40.89	10.576	1.313
2	50	0.154	3.91	2.067	52.50	17.433	2.165
2 1/2	65	0.203	5.16	2.469	62.71	24.873	3.089
3	80	0.216	5.49	3.068	77.93	38.406	4.769
3 1/2	90	0.226	5.74	3.548	90.11	51.363	6.378
4	100	0.237	6.02	4.026	102.26	66.135	8.213
5	125	0.258	6.55	5.047	128.19	103.933	12.906
6	150	0.28	7.11	6.065	154.05	150.089	18.638
8	200	0.322	8.18	7.981	202.70	259.897	32.274
10	250	0.365	9.27	10.020	254.50	409.659	50.871
12	300	0.406	10.31	11.938	303.20	581.501	72.211

† *Commercial steel pipe — schedule 40 and standard weight as per ASTM B36.10*

System Design Considerations

Following is a general discussion of system design and other engineering considerations related to the use of DOWFROST propylene glycol-based heat transfer fluids. For information regarding a specific system problem or question, contact Dow's Technical Service and Development staff for assistance at 1-800-447-4369.

Materials of construction

Standard system materials can be used with DOWFROST heat transfer fluids. Steel, cast iron, copper, brass, bronze, solder and most plastic piping materials are all generally acceptable. DOWFROST fluids can also be used with aluminum at temperatures below 150°F (66°C). At temperatures above 150°F (66°C), use of aluminum is not recommended because the inhibitors will not fully protect aluminum components in the system. Galvanized steel is not recommended because the zinc will react with the inhibitor in the fluids, causing precipitate formation, depletion of the inhibitor package, and removal of the protective zinc coating, particularly above 100°F (38°C). Precipitation can also lead to localized corrosion.

Centrifugal pumps are commonly used with solutions of DOWFROST fluids. Reciprocating pumps are necessary where fluids must be pumped at high head pressures. Pumps can be made of ordinary steel or ductile iron because the fluids are inhibited.

Piping, valves, and fittings can also be made of ordinary steel or ductile iron. Use of gray iron components is not recommended.

Typically, the same types of pump packing or mechanical seals used for water may be used with solutions of DOWFROST fluids. Packing and seal manufacturers should be consulted for materials appropriate to your application and operating temperature.

Solutions of DOWFROST fluids are also compatible with most plastics and elastomers. Generally, any material that can be used with uninhibited glycols may be used with DOWFROST fluids. Before using a particular elastomer, check with the manufacturer to determine the suitability of the material with propylene glycol over the anticipated temperature and pressure ranges.

If the use of coatings is desired (for example, to protect the vapor space of an expansion tank) several options are available. Suitable coatings include novolac-based vinyl ester resins (e.g., DERAKANE* 470-36 vinyl ester resin), high-bake phenolic resins, polypropylene, and polyvinylidine fluoride. To ensure that the coating is suitable for a particular application and temperature, the coating manufacturer should be consulted.

Bypass filters are recommended for removal of foreign solids. This is especially important if the quality of solution water does not conform to the recommendations on page 10 of this guide. Precipitates and sludge deposited by solution water can lead to localized corrosion. Filters made of non-absorbent cotton, fiber, or cellulose-type media have been used successfully.

Using dissimilar metals in a system is not recommended because galvanic corrosion may result. This type of corrosion can occur in electrolytic solutions when dissimilar metals (referencing the galvanic series in sea water) are in contact with or near each other. (Aluminum directly connected to copper is an example.) Solutions of DOWFROST fluids are better than plain water, but still cannot protect against galvanic corrosion of dissimilar metals electrically coupled in a system. Electrical isolation eliminates galvanic corrosion concerns.

Fluid temperature range and system design

DOWFROST inhibited glycol-based fluid has an effective operating temperature range of -50°F to 250°F (-46°C to 121°C), while DOWFROST HD inhibited glycol-based fluid is effective from -50°F to 325°F (-46° to 163°C). At temperatures below 0°F (-18°C), increased viscosity (>1,000 cPs [>1,000 mPa·s]) can make use of these fluids impractical unless larger pumps are installed.

At the upper end of the operating range for DOWFROST fluid, a maximum bulk temperature of 250°F (121°C) is recommended. Film temperatures should not exceed 300°F (149°C). In the case of DOWFROST HD fluid, a maximum bulk temperature of 325°F (163°C) is recommended, with film temperatures not to exceed 375°F (191°C).

**Trademark of The Dow Chemical Company*

DOWFROST and DOWFROST HD fluids can tolerate brief temperature excursions up to 100°F (56°C) above the maximum recommended temperatures. However, extended exposure of the fluids to temperatures in excess of 50°F (28°C) above the maximum recommended temperatures will result in accelerated degradation of the glycol and inhibitor systems.

In addition, the film temperature should remain within 50°F (28°C) of the bulk fluid temperature and the pressure at all points in the system should be at least 5 PSI (35 kPa) greater than the vapor pressure exerted by the fluid to avoid localized boiling and resulting precipitation.

At temperatures above 150°F (66°C), the system must be closed to avoid rapid oxidation of the propylene glycol, inhibitor depletion, and subsequent increased corrosion.

Automatic make-up water systems

Automatic make-up water systems should be avoided in order to prevent undetected dilution or loss of glycol and consequent loss of freeze and corrosion protection. Glycol feed tanks that deliver the same concentration of fluid as being used in the system, coupled with a low level alarm, are recommended.

Flammability

When mixed with water, neither DOWFROST nor DOWFROST HD fluids are flammable because they have no measurable flash point (Pensky-Martens Closed Cup) in concentrations up to 80% glycol. Undiluted DOWFROST and DOWFROST HD fluids have a flash point of 214°F (101°C) (Pensky-Martens Closed Cup). It is possible to ignite solutions of propylene glycol if enough water has been vaporized and the concentration of propylene glycol increases to greater than 80 percent.

Film coefficients of inhibited glycols and water

The film coefficient of a fluid must be determined in order to evaluate the heat transfer surface required. Since solutions of DOWFROST and DOWFROST HD fluids have heat transfer properties different from those of plain water, they typically have lower film coefficients under equivalent flow conditions.

This may affect the design and operation of the system, depending on factors such as the heat transfer coefficient of the material being heated or cooled. Additional discussion of film coefficient and a method of calculating it appear on page 17 of this brochure.

The FLUIDFILE* software program, available exclusively from Dow, is designed to calculate fluid film coefficient based on your specific operating conditions. This fast, accurate, engineering tool is available without charge. Just call toll free: 1-800-447-4369.

**Trademark of The Dow Chemical Company*

Efficiency vs. concentration

Ethylene glycol-based fluids and propylene glycol-based fluids offer different degrees of heat transfer efficiency depending on the specific application and system. For information regarding DOWTHERM ethylene glycol-based fluids, request Form No. 180-1190, "Engineering and Operating Guide for DOWTHERM SR-1 and DOWTHERM 4000 Inhibited Ethylene Glycol-based Heat Transfer Fluids."

To obtain maximum heat transfer efficiency while achieving adequate freeze protection, avoid using excess concentrations of DOWFROST fluids in water. Generally when the fluid is used for either freeze protection or secondary cooling, the specified concentration should yield a freeze point about 5°F (3°C) lower than the lowest anticipated temperature. For burst protection, when slush (or ice crystals) in the fluid is not a problem, consult Table 4. It is rarely necessary to use concentrations higher than 50% to 55% glycol in water. The less glycol used, the higher the relative heat transfer efficiency of the solution.

For optimum corrosion protection, the concentration of DOWFROST fluid in water should provide at least 25–30% (by volume) glycol. If operation at lower concentrations is desired, consult your Dow technical service representative for information.

Expansion factor

Like any fluids, solutions of DOWFROST fluids expand as temperature increases. Therefore, expansion tanks must be sized appropriately. To determine the volume of expansion, use the following formula:

$$\frac{\rho(T_{LOW})-\rho(T_{HIGH})}{\rho(T_{HIGH})} \text{ x Volume} = \frac{\text{Expansion}}{\text{Volume}}$$

Where,

$\rho(T_{LOW})$ = the density at the lowest anticipated temperature.

$\rho(T_{HIGH})$ = the density at the highest anticipated temperature.

Density data for DOWFROST and DOWFROST HD fluids are given in Tables 9 through 12.

One method for sizing an expansion tank is to use the determined expansion volume to calculate the total size of the tank. A typical tank size would allow the fluid to fluctuate between the levels associated with 15% and 80% full. The tank size is calculated from:

Expansion Volume/.65 = Tank Size

When using this method, ensure that the minimum amount of fluid in the tank will provide the NPSH (net positive suction head) of the pump if the tank is a portion of the source of head.

An alternative method of sizing the tank is to determine the volume of the system and specify a large enough tank to accommodate the entire fluid volume at maximum temperature. This method allows the system to be drained to the expansion tank for maintenance. Industrial users of DOWTHERM fluids will typically use this procedure.

Also note that, as temperatures drop below the freeze point of a glycol solution, ice crystals begin to form. This causes the solution to expand and the slush to flow to available expansion volume. The lower the temperature is, the greater the expansion. This expansion should be used for expansion tank sizing.

However, when it becomes cold enough for *glycol* crystals to form, the volume of the solution will contract. At very low temperatures, the entire mass freezes and contracts.

How to use glycols for HVAC freeze protection without sacrificing heat transfer efficiency

Compared to water, glycols are widely believed to have a negative effect on the performance of HVAC systems. In reality, however, the use of a glycol solution in a closed-loop, water-based HVAC system can have relatively little effect on how well that system performs, particularly if the system is prudently engineered.

If the system has excess design capacity, the decline in capacity resulting from the use of glycol will most likely not even be noticed by building occupants. On the other hand, if the system is already nearing its design load, the use of glycol might aggravate the situation. But any problems will only be noticed on the hottest days of the year.

In cases where increased pressure drop and resulting decline in capacity is a problem, a two-step solution can be employed. First, flow of solution through the system should be reduced in order to return the pressure drop to its original value. This will have the beneficial side effects of lowering pump horsepower requirements and reducing energy consumption. Next, reduce the chiller operating temperature to lower the fluid temperature into the coil. Reducing the chiller operating temperature compensates for the reduction in fluid flow and returns the coil capacity to its original level.

In some cases, this process of shifting the cooling burden from pumps to chiller can actually improve the overall efficiency of the system. Unlike pumps, chillers only use energy in proportion to system load. And, chillers have become increasingly energy efficient in recent years.

How DOWFROST Inhibited Fluids Protect Against Corrosion

DOWFROST and DOWFROST HD glycol-based coolants contain specially formulated industrial inhibitor packages that are effective in preventing corrosion of metals commonly used in HVAC, food processing, and process heat transfer equipment. These inhibitors prevent corrosion of metals in two ways.

First, they passivate the surface of metals, reacting with the surface to prevent acids from attacking it. Unlike inhibitors used in some other fluids, Dow inhibitors perform this passivation process without fouling heat transfer surfaces. The inhibitors in automotive antifreeze, on the other hand, contain silicates that coat heat transfer surfaces with a thick silicate gel that reduces heat transfer.

Second, the inhibitors in DOWFROST fluids buffer any acids formed as a result of glycol oxidation. All glycols produce organic acids as degradation products. This degradation is accelerated in the presence of oxygen and/or heat. Left in solution, such acids lower pH and contribute to corrosion. Properly formulated inhibitors such as those in DOWFROST fluids neutralize these acids.

The standard ASTM D1384 corrosion test is a screening test that measures the relative corrosion protection provided by different solutions on standard metals under standard test conditions. The data in Table 7 show relative corrosion rates for DOWFROST and DOWFROST HD fluids compared to uninhibited propylene glycol and plain water. The data indicate that solutions of DOWFROST fluids fall well within the generally accepted corrosion limits considered adequate under this test. Rates in excess of 0.5 mpy (2.5 mpy for aluminum) are generally evidence of inadequate corrosion protection. (Since it is only a screening test, ASTM D1384 may not be indicative of performance in an actual system.)

The presence of excessive amounts (>25 ppm) of contaminants such as chlorides, sulfates, and/or ammonia could contribute to system corrosion not evident in these tests. For example, excessive concentrations of chloride ions will result in the formation of iron chloride. With any available oxygen, iron chloride will react to form iron oxide, which is insoluble. The resulting deposition of precipitant forms an area where under-deposit corrosion can occur. This corrosion will be further accelerated by the presence of chlorides and cannot be eliminated through the use of a non-chromate-based inhibitor. This underscores the importance of dilution water quality, discussed on page 10 of this guide.

Table 7— Corrosion Test Results/Mils Penetration per Year (Weight Loss in Milligrams Rates in Excess of 0.5 mpy [2.5 mpy for Aluminum] Are Generally Evidence of Inadequate Corrosion Protection.)

	Water	Propylene Glycol	DOWFROST Fluid	DOWFROST HD Fluid
Copper	0.08 (2)	0.16 (4)	0.12 (3)	0.04 (1)
Solder	3.14 (99)	34.7 (1095)	0.03 (1)	0.06 (2)
Brass	0.23 (5)	0.20 (5)	0.16 (4)	0.08 (2)
Mild Steel	9.69 (212)	9.80 (214)	0.04 (1)	0.04 (1)
Cast Iron	21.2 (450)	16.2 (345)	0.15 (3)	0.05 (1)
Aluminum	13.2 (110)	1.80 (15)	+0.26 (+2)	+0.36 (+3)

Samples with a "+" showed weight gain.

ASTM D1384—190°F (88°C) for 2 weeks. 30% by volume glycol, air bubbling.

Maintaining DOWFROST Heat Transfer Fluids Within Your System

Free analytical service from Dow

To help its customers to ensure that corrosion and freeze protection are maintained in their systems, Dow offers a free fluid analysis service. This service is free for systems containing 250 gallons (950 liters) or more of DOWFROST fluid. It is designed to help assure the long-term performance of DOWFROST fluids and help minimize replacement fluid requirements as well as system maintenance and repair costs. Typically performed on an annual basis, the analysis includes determination of current inhibitor and glycol levels, plus Dow's recommendations for maintaining proper corrosion protection.

Dow has developed special Thermal Fluids Sampling Kits for use by customers participating in the analysis program. These kits permit easy and accurate labeling of fluid samples and safe shipment of samples to Dow for analysis. Kits may be obtained by calling 1-800-447-4369. Or write:

The Dow Chemical Company
Larkin Lab
1691 North Swede Road
Midland, Michigan 48674

Thermal Fluids Testing Lab

How the service works

After the system has been filled and circulated for 24 hours, an initial four-ounce sample should be withdrawn and sent to Dow using one of the Thermal Fluids Sampling Kits.

After the system is in operation, it is recommended that samples be taken once a year. Before withdrawing a sample, the fluid should be well circulated in the system so the sample is representative. **Remember to closely follow the sampling instructions included with the sample kit provided by Dow. Proper sampling is essential to ensure meaningful assessment of fluid condition.**

Approximately three weeks after the sample is received by Dow, a report will be sent to you detailing results of the analysis, discussing unusual or troublesome conditions (if any), and offering recommendations.

Analytical tools available for self-testing

Dow recommends that systems containing less than 250 gallons (950 liters) of DOWFROST fluid be checked using on-site fluid analysis.

Misco Products refractometer, model 7084VP(°F) and 7064VP(°C) — These refractometers measure the glycol solution concentration of DOWTHERM fluids and give the freezing points of the fluids. This instrument requires only a few drops of fluid for testing and requires no adjustment for fluid temperature. Diluted solutions with concentrations from 0 to 60% glycol may be tested directly. Stronger concentrations require a simple dilution procedure prior to testing. Contact Misco Products at 1-800-358-1100 and ask for the Dow discount.

Testing your fluid's pH level — Control of pH between 8 and 10 is important to minimize corrosion and glycol degradation. Using narrow range pH paper such as pHydrion Control paper with a 7.2 to 8.8 pH range is an easy and reliable way to read your pH level.

A pH tester can also measure alkalinity or acidity of the fluid. The desirable pH range should fall between 8.0 and 10.0. Adjustments can be made by using a 50% solution of sodium hydroxide or potassium hydroxide if the pH is between 7.0 and 8.0. Any fluid with a pH below 7.0 should be replaced. An inexpensive pH tester is available from Misco Products. The accuracy of this instrument is +/- 0.5 pH. Contact Misco Products at 1-800-358-1100 and ask for the Dow discount.

Also, you can quickly determine the condition of your fluid by examining its appearance and odor. Any drastic variation from the initial fluid specifications, such as a black or dark-gray color, presence of an oily layer, burnt odor, or any heavy sludge in the fluid may indicate the need for fluid replacement.

Dow Thermal Fluids Sampling Kit

Product Properties and Engineering Data for DOWFROST Fluids

Data exhibits on pages 18 through 33 provide engineering properties for DOWFROST and DOWFROST HD fluids. General information about film coefficients, pressure drop in pipes, and vapor pressure for DOWFROST fluids is provided in the paragraphs below. Accompanying data for these properties begins on page 34. This information is useful to engineers, designers, operators and maintenance personnel involved in solving problems related to heat transfer.

Film coefficients

Process heat transfer deals with transfer rates as they occur in engineering and chemical process equipment. The overall film or heat transfer coefficient (U) must be determined in the design process in order to evaluate the heat transfer surface required in the system. The overall heat transfer coefficient may be expressed by the following equation:

$$q = UA\Delta t_{LM}$$

The overall film coefficient is influenced by the fluid film heat transfer rates on each side of the tube (h_i and h_o), the resistance through the tube wall (r_w), and a fouling factor (r_f). In terms of these individual factors, the following equation can be written:

$$1/U = 1/h_i + 1/h_o + r_w + r_f$$

If one film coefficient is small and the other very large, the smaller coefficient provides the major resistance to heat flow. The overall heat transfer coefficient for the equipment is then very nearly equal to the smaller or "controlling" film coefficient. In many applications where DOWFROST heat transfer fluids are used, it is the material being heated or cooled that offers the major resistance to heat transfer. In such cases, the overall coefficient can be significantly increased only by increasing the film coefficient of that other material.

Dow calculates liquid film coefficients for solutions of DOWFROST fluids using the Seider and Tate correlation equation:

$$Nu = 0.027\, Re^{0.8} Pr^{0.33} (\mu/\mu_w)^{0.14}$$

Where,

$$Re = 300\, dG/\mu = 300\, dv\rho/\mu$$

$$Pr = Cp\, \mu/k$$

$$Nu = hd/12\, k$$

The film coefficients in this brochure are based on the assumption that:

$$(\mu/\mu_w)^{0.14} = 1$$

This correlation holds only for fully developed turbulent flow and should not be used for Reynolds numbers less than 10,000. Film coefficients for DOWFROST and DOWFROST HD fluids may be calculated using the equation provided here and the data for density, viscosity, thermal conductivity, and specific heat found in Tables 9 through 24.

Pressure drop

When a fluid flows over a surface, the pressure of the fluid decreases along the surface due to friction. This is called the pressure drop of the system. The Darcy equation for pressure drop of fluids in turbulent flow is:

$$\Delta P_{100} = 0.1294\, f\rho v^2/d = 0.0216\, f\rho Q^2/d^5$$

Values of f may be obtained from f versus Reynolds number plots given in standard texts.

Figures 1 through 6 show pressure drop for various concentrations of propylene glycol. Temperature correction factor data are also provided.

Vapor pressure

Tables 25 and 26 provide vapor pressure data for DOWFROST and DOWFROST HD fluids.

Table 8—Nomenclature and Symbols

		English Units	SI Units
A	Heat Transfer Surface Area	ft^2	m^2
C_p	Specific Heat	Btu/(lb ·°F)	kJ/(kg·K)
d	Diameter	Inch	cm
f	Friction Factor	dimensionless	
G	Mass Velocity	lb/(sec·ft^2)	kg/(sec·m^2)
h	Average Film Coefficient	Btu/(hr·ft^2·°F)	W/(m^2·K)
k	Thermal Conductivity	Btu/(hr·ft^2)(°F/ft)	W/(m·K)
Q	Flow Rate	gal/min	m^3/sec
q	Heat Flow	Btu/hr	W
r	Tube Resistance	(hr·ft^2·°F)/Btu	m^2·K/W
U	Overall Heat Transfer Coefficient	Btu/(hr·ft^2·°F)	W/(m^2·K)
v	Fluid Velocity	ft/sec	m/sec
Nu	Nusselt Number	dimensionless	
Pr	Prandtl Number	dimensionless	
ΔP	Pressure Drop	psi	kPa
Δt_{LM}	Log Mean Temperature Difference	°F	°C
μ	Viscosity (cps x 2.42 = lb/(hr·ft))	lb/(hr·ft)	mPa·sec
ρ	Density	lb/ft^3	kg/m^3
Re	Reynolds Number	dimensionless	

Subscripts

f	fouling
i	inside
o	outside
w	wall

Table 9—Densities (lb/ft³) of Aqueous Solutions of DOWFROST Fluid—English Units

Temp.	Volume Percent Propylene Glycol									
°F	0%	10%	20%	30%	40%	50%	60%	70%	80%	90%
-30							67.05	67.47	68.38	68.25
-20						66.46	66.93	67.34	68.13	68.00
-10						66.35	66.81	67.20	67.87	67.75
0					65.71	66.23	66.68	67.05	67.62	67.49
10				65.00	65.60	66.11	66.54	66.89	67.36	67.23
20			64.23	64.90	65.48	65.97	66.38	66.72	67.10	66.97
30		63.38	64.14	64.79	65.35	65.82	66.22	66.54	66.83	66.71
40	62.42	63.30	64.03	64.67	65.21	65.67	66.05	66.35	66.57	66.44
50	62.38	63.20	63.92	64.53	65.06	65.50	65.87	66.16	66.30	66.18
60	62.34	63.10	63.79	64.39	64.90	65.33	65.68	65.95	66.04	65.91
70	62.27	62.98	63.66	64.24	64.73	65.14	65.47	65.73	65.77	65.64
80	62.19	62.86	63.52	64.08	64.55	64.95	65.26	65.51	65.49	65.37
90	62.11	62.73	63.37	63.91	64.36	64.74	65.04	65.27	65.22	65.09
100	62.00	62.59	63.20	63.73	64.16	64.53	64.81	65.03	64.95	64.82
110	61.84	62.44	63.03	63.54	63.95	64.30	64.57	64.77	64.67	64.54
120	61.73	62.28	62.85	63.33	63.74	64.06	64.32	64.51	64.39	64.26
130	61.54	62.11	62.66	63.12	63.51	63.82	64.06	64.23	64.11	63.98
140	61.39	61.93	62.46	62.90	63.27	63.57	63.79	63.95	63.83	63.70
150	61.20	61.74	62.25	62.67	63.02	63.30	63.51	63.66	63.55	63.42
160	61.01	61.54	62.03	62.43	62.76	63.03	63.22	63.35	63.26	63.13
170	60.79	61.33	61.80	62.18	62.49	62.74	62.92	63.04	62.97	62.85
180	60.57	61.11	61.56	61.92	62.22	62.45	62.61	62.72	62.68	62.56
190	60.35	60.89	61.31	61.65	61.93	62.14	62.29	62.39	62.39	62.27
200	60.13	60.65	61.05	61.37	61.63	61.83	61.97	62.05	62.10	61.97
210	59.88	60.41	60.78	61.08	61.32	61.50	61.63	61.69	61.81	61.68
220	59.63	60.15	60.50	60.78	61.00	61.17	61.28	61.33	61.51	61.38
230	59.38	59.89	60.21	60.47	60.68	60.83	60.92	60.96	61.21	61.08
240	59.10	59.61	59.91	60.15	60.34	60.47	60.55	60.58	60.91	60.78
250	58.82	59.33	59.60	59.82	59.99	60.11	60.18	60.19	60.61	60.48

= Above atmospheric boiling point.

NOTE: To determine specific gravity, divide the density of the fluid by the density of water at 68°F.

Table 10—Densities (kg/m³) Aqueous Solutions of DOWFROST Fluid—SI Units

Temp.	Volume Percent Propylene Glycol									
°C	0%	10%	20%	30%	40%	50%	60%	70%	80%	90%
-35							1074.1	1080.9	1095.7	1093.7
-30						1064.8	1072.5	1079.0	1092.1	1090.0
-25						1063.3	1070.8	1077.0	1088.4	1086.4
-20					1053.1	1061.7	1068.9	1074.9	1084.7	1082.7
-15					1051.6	1059.9	1066.9	1072.7	1081.0	1078.9
-10				1040.6	1050.0	1058.0	1064.8	1070.4	1077.2	1075.2
-5			1028.4	1039.1	1048.2	1056.0	1062.6	1067.9	1073.5	1071.4
0		1015.0	1027.0	1037.4	1046.3	1053.9	1060.2	1065.3	1069.7	1067.7
5	1006.7	1013.7	1025.5	1035.6	1044.3	1051.6	1057.7	1062.6	1065.9	1063.8
10	1004.3	1012.4	1023.8	1033.7	1042.1	1049.2	1055.1	1059.7	1062.0	1060.0
15	1001.9	1010.9	1022.0	1031.7	1039.8	1046.7	1052.3	1056.7	1058.2	1056.1
20	999.4	1009.3	1020.2	1029.5	1037.4	1044.0	1049.4	1053.6	1054.3	1052.3
25	996.9	1007.5	1018.1	1027.2	1034.9	1041.3	1046.4	1050.4	1050.4	1048.4
30	994.3	1005.7	1016.0	1024.8	1032.2	1038.3	1043.3	1047.0	1046.5	1044.4
35	991.7	1003.7	1013.7	1022.2	1029.4	1035.3	1040.0	1043.6	1042.5	1040.5
40	989.0	1001.6	1011.3	1019.6	1026.4	1032.1	1036.6	1040.0	1038.5	1036.5
45	986.3	999.4	1008.8	1016.8	1023.4	1028.8	1033.1	1036.3	1034.5	1032.5
50	983.5	997.0	1006.1	1013.8	1020.2	1025.4	1029.5	1032.4	1030.5	1028.5
55	980.7	994.5	1003.3	1010.8	1016.9	1021.9	1025.7	1028.4	1026.5	1024.4
60	977.8	991.9	1000.4	1007.6	1013.4	1018.2	1021.8	1024.3	1022.4	1020.4
65	974.9	989.2	997.4	1004.3	1009.9	1014.4	1017.8	1020.1	1018.3	1016.3
70	971.9	986.4	994.2	1000.8	1006.2	1010.4	1013.6	1015.8	1014.2	1012.2
75	968.8	983.4	991.0	997.2	1002.3	1006.4	1009.3	1011.3	1010.1	1008.0
80	965.7	980.3	987.5	993.5	998.4	1002.2	1004.9	1006.7	1005.9	1003.9
85	962.6	977.1	984.0	989.7	994.3	997.8	1000.4	1002.0	1001.7	999.7
90	959.3	973.8	980.4	985.8	990.1	993.4	995.7	997.1	997.5	995.5
95	956.0	970.3	976.6	981.7	985.7	988.8	991.0	992.2	993.3	991.3
100	952.6	966.8	972.7	977.5	981.2	984.1	986.0	987.1	989.1	987.0
105	949.2	963.1	968.6	973.1	976.6	979.3	981.0	981.9	984.8	982.7
110	945.7	959.2	964.5	968.6	971.9	974.3	975.8	976.5	980.5	978.4
115	942.1	955.3	960.2	964.1	967.0	969.2	970.5	971.0	976.2	974.1
120	938.5	951.2	955.7	959.3	962.0	964.0	965.1	965.5	971.8	969.8

= At or above atmospheric boiling point.

NOTE: To determine specific gravity, divide the density of the fluid by the density of water at 20°C.

Table 11—Densities (lb/ft³) of Aqueous Solutions of DOWFROST HD Fluid—English Units

Temp.	Volume Percent Propylene Glycol							
°F	0%	10%	20%	30%	40%	50%	60%	70%
-30							68.33	68.95
-20						67.52	68.20	68.80
-10						67.40	68.06	68.64
0					66.55	67.27	67.91	68.47
10				65.64	66.43	67.14	67.75	68.29
20			64.65	65.53	66.31	66.99	67.59	68.10
30		63.58	64.56	65.42	66.17	66.84	67.41	67.91
40	62.42	63.50	64.46	65.30	66.03	66.68	67.23	67.71
50	62.38	63.41	64.34	65.17	65.88	66.51	67.04	67.50
60	62.34	63.31	64.22	65.02	65.72	66.33	66.85	67.28
70	62.27	63.20	64.09	64.87	65.55	66.14	66.64	67.06
80	62.19	63.08	63.95	64.71	65.37	65.94	66.43	66.83
90	62.11	62.95	63.80	64.54	65.18	65.74	66.20	66.59
100	62.00	62.81	63.64	64.37	64.99	65.52	65.97	66.34
110	61.84	62.66	63.47	64.18	64.78	65.30	65.73	66.08
120	61.73	62.50	63.29	63.98	64.57	65.07	65.49	65.82
130	61.54	62.33	63.10	63.77	64.34	64.83	65.23	65.55
140	61.39	62.15	62.91	63.56	64.11	64.58	64.97	65.27
150	61.20	61.96	62.70	63.33	63.87	64.32	64.69	64.98
160	61.01	61.76	62.48	63.10	63.62	64.06	64.41	64.69
170	60.79	61.56	62.26	62.85	63.36	63.78	64.12	64.39
180	60.57	61.34	62.02	62.60	63.09	63.50	63.83	64.08
190	60.35	61.11	61.77	62.34	62.81	63.21	63.52	63.76
200	60.13	60.88	61.52	62.07	62.53	62.91	63.21	63.44
210	59.88	60.63	61.26	61.79	62.23	62.60	62.89	63.10
220	59.63	60.38	60.98	61.50	61.93	62.28	62.56	62.76
230	59.38	60.11	60.70	61.20	61.61	61.95	62.22	62.42
240	59.10	59.84	60.41	60.89	61.29	61.62	61.87	62.06
250	58.82	59.55	60.10	60.57	60.96	61.27	61.52	61.70
260	58.51	59.26	59.79	60.24	60.61	60.92	61.16	61.33
270	58.24	58.95	59.47	59.91	60.26	60.56	60.78	60.95
280	57.94	58.64	59.14	59.56	59.91	60.19	60.40	60.56
290	57.64	58.32	58.80	59.20	59.54	59.81	60.02	60.16
300	57.31	57.98	58.45	58.84	59.16	59.42	59.62	59.76
310	56.98	57.64	58.09	58.46	58.77	59.02	59.22	59.35
320	56.66	57.29	57.72	58.08	58.38	58.62	58.80	58.93
325	56.43	57.11	57.53	57.89	58.18	58.41	58.59	58.72

= Above atmospheric boiling point.

NOTE: To determine specific gravity, divide the density of the fluid by the density of water at 68°F.

Table 12—Densities (kg/m³) of Aqueous Solutions of DOWFROST HD Fluid—SI Units

Temp.	Volume Percent Propylene Glycol							
°C	0%	10%	20%	30%	40%	50%	60%	70%
-35							1094.7	1104.7
-30						1081.9	1092.8	1102.5
-25						1080.2	1090.8	1100.2
-20					1066.6	1078.4	1088.7	1097.8
-15					1065.0	1076.5	1086.5	1095.3
-10				1050.7	1063.3	1074.5	1084.2	1092.7
-5			1035.1	1049.2	1061.5	1072.4	1081.8	1089.9
0		1018.2	1033.8	1047.5	1059.5	1070.1	1079.3	1087.1
5	1006.7	1017.0	1032.3	1045.7	1057.5	1067.8	1076.6	1084.2
10	1004.3	1015.7	1030.6	1043.8	1055.3	1065.3	1073.9	1081.2
15	1001.9	1014.2	1028.9	1041.8	1053.0	1062.7	1071.1	1078.1
20	999.4	1012.6	1027.0	1039.6	1050.5	1060.0	1068.1	1074.9
25	996.9	1010.9	1025.0	1037.4	1048.0	1057.2	1065.0	1071.5
30	994.3	1009.1	1022.9	1035.0	1045.3	1054.3	1061.9	1068.1
35	991.7	1007.2	1020.7	1032.5	1042.6	1051.3	1058.6	1064.6
40	989.0	1005.1	1018.3	1029.8	1039.7	1048.1	1055.2	1061.0
45	986.3	1002.9	1015.8	1027.1	1036.7	1044.9	1051.7	1057.3
50	983.5	1000.6	1013.2	1024.2	1033.5	1041.5	1048.1	1053.4
55	980.7	998.1	1010.5	1021.2	1030.3	1038.0	1044.4	1049.5
60	977.8	995.5	1007.6	1018.1	1026.9	1034.5	1040.6	1045.5
65	974.9	992.8	1004.6	1014.8	1023.5	1030.8	1036.7	1041.4
70	971.9	990.0	1001.5	1011.5	1019.9	1026.9	1032.7	1037.2
75	968.8	987.0	998.3	1008.0	1016.2	1023.0	1028.5	1032.8
80	965.7	984.0	995.0	1004.4	1012.3	1019.0	1024.3	1028.4
85	962.6	980.7	991.5	1000.7	1008.4	1014.8	1020.0	1023.9
90	959.3	977.4	987.9	996.8	1004.3	1010.5	1015.5	1019.3
95	956.0	974.0	984.2	992.9	1000.1	1006.2	1010.9	1014.6
100	952.6	970.4	980.3	988.8	995.8	1001.7	1006.3	1009.7
105	949.2	966.7	976.3	984.6	991.4	997.1	1001.5	1004.8
110	945.7	962.8	972.3	980.2	986.9	992.3	996.6	999.8
115	942.1	958.9	968.0	975.8	982.2	987.5	991.6	994.7
120	938.5	954.8	963.7	971.2	977.5	982.6	986.5	989.4
125	934.7	950.6	959.2	966.5	972.6	977.5	981.3	984.1
130	930.9	946.3	954.7	961.7	967.6	972.3	976.0	978.7
135	927.1	941.8	949.9	956.8	962.5	967.1	970.6	973.1
140	923.1	937.2	945.1	951.8	957.2	961.7	965.1	967.5
145	919.1	932.5	940.2	946.6	951.9	956.2	959.5	961.8
150	914.9	927.7	935.1	941.3	946.4	950.5	953.7	956.0
155	910.7	922.7	929.9	935.9	940.8	944.8	947.9	950.0
160	906.4	917.7	924.5	930.3	935.1	939.0	941.9	944.0

= At or above atmospheric boiling point.

NOTE: To determine specific gravity, divide the density of the fluid by the density of water at 20°C.

Table 13—Viscosities (cps) of Aqueous Solutions of DOWFROST Fluid—English Units

Temp.	Volume Percent Propylene Glycol									
°F	0%	10%	20%	30%	40%	50%	60%	70%	80%	90%
-30							497.57	864.87	1363.75	3555.22
-20							298.75	493.93	820.58	1819.72
-10						95.97	182.96	291.28	495.68	983.05
0					40.92	61.32	114.90	177.73	303.94	558.32
10				13.42	26.99	40.62	74.19	112.20	190.41	332.02
20			5.36	9.89	18.50	27.83	49.29	73.22	122.30	205.91
30		2.80	4.23	7.46	13.12	19.66	33.68	49.32	80.66	132.67
40	1.53	2.28	3.41	5.75	9.60	14.28	23.65	34.22	54.64	88.51
50	1.30	1.89	2.79	4.52	7.21	10.65	17.05	24.41	37.99	60.93
60	1.12	1.60	2.32	3.62	5.56	8.13	12.59	17.86	27.10	43.16
70	0.98	1.38	1.95	2.94	4.38	6.34	9.51	13.38	19.79	31.37
80	0.86	1.20	1.66	2.43	3.52	5.04	7.34	10.25	14.79	23.35
90	0.76	1.05	1.43	2.04	2.88	4.08	5.77	8.00	11.29	17.75
100	0.68	0.93	1.25	1.73	2.40	3.35	4.62	6.37	8.79	13.76
110	0.61	0.83	1.10	1.49	2.03	2.79	3.76	5.15	6.97	10.86
120	0.55	0.75	0.97	1.30	1.73	2.36	3.11	4.23	5.62	8.71
130	0.51	0.68	0.87	1.14	1.50	2.02	2.61	3.53	4.60	7.09
140	0.46	0.62	0.78	1.01	1.31	1.75	2.22	2.98	3.82	5.85
150	0.43	0.57	0.71	0.91	1.16	1.53	1.91	2.54	3.22	4.89
160	0.39	0.52	0.64	0.82	1.04	1.35	1.66	2.19	2.75	4.13
170	0.37	0.48	0.59	0.74	0.93	1.20	1.45	1.91	2.37	3.52
180	0.34	0.44	0.54	0.68	0.85	1.08	1.29	1.69	2.07	3.04
190	0.32	0.41	0.50	0.62	0.77	0.97	1.15	1.50	1.82	2.64
200	0.30	0.38	0.46	0.58	0.71	0.88	1.04	1.34	1.61	2.31
210	0.28	0.36	0.43	0.54	0.66	0.81	0.94	1.21	1.45	2.04
220	0.27	0.34	0.40	0.50	0.61	0.74	0.86	1.10	1.31	1.82
230	0.25	0.32	0.38	0.47	0.57	0.69	0.79	1.00	1.19	1.63
240	0.24	0.30	0.36	0.44	0.53	0.64	0.73	0.92	1.09	1.47
250	0.23	0.28	0.34	0.42	0.50	0.59	0.68	0.85	1.00	1.33

= Above atmospheric boiling point.

Table 14—Viscosities (mPa sec) of Aqueous Solutions of DOWFROST Fluid—SI Units

Temp.	Volume Percent Propylene Glycol									
°C	0%	10%	20%	30%	40%	50%	60%	70%	80%	90%
-35							524.01	916.18	1434.22	3813.29
-30						171.54	330.39	551.12	908.47	2071.34
-25						109.69	211.43	340.09	575.92	1176.09
-20					48.90	72.42	137.96	215.67	368.77	696.09
-15					33.07	49.29	92.00	140.62	239.86	428.19
-10				11.84	23.11	34.51	62.78	94.23	159.02	272.94
-5			4.98	9.07	16.63	24.81	43.84	64.83	107.64	179.78
0		2.68	4.05	7.07	12.30	18.28	31.32	45.74	74.45	122.03
5	1.51	2.23	3.34	5.61	9.32	13.77	22.87	33.04	52.63	85.15
10	1.30	1.89	2.79	4.52	7.21	10.59	17.05	24.41	37.99	60.93
15	1.14	1.63	2.36	3.69	5.70	8.30	12.96	18.41	28.00	44.62
20	1.00	1.42	2.02	3.06	4.59	6.62	10.04	14.15	21.04	33.38
25	0.89	1.25	1.74	2.57	3.75	5.36	7.91	11.08	16.10	25.45
30	0.79	1.11	1.52	2.19	3.12	4.41	6.34	8.81	12.55	19.76
35	0.72	0.99	1.34	1.88	2.62	3.68	5.15	7.12	9.94	15.60
40	0.65	0.89	1.18	1.63	2.24	3.10	4.25	5.84	7.99	12.49
45	0.59	0.81	1.06	1.43	1.93	2.65	3.55	4.85	6.52	10.15
50	0.54	0.73	0.95	1.26	1.68	2.28	3.00	4.08	5.39	8.35
55	0.50	0.67	0.86	1.13	1.48	1.99	2.57	3.46	4.51	6.95
60	0.46	0.62	0.78	1.01	1.31	1.75	2.22	2.98	3.82	5.85
65	0.43	0.57	0.71	0.92	1.18	1.55	1.93	2.58	3.28	4.97
70	0.40	0.53	0.66	0.83	1.06	1.38	1.70	2.26	2.83	4.26
75	0.37	0.49	0.60	0.76	0.96	1.24	1.51	1.99	2.47	3.69
80	0.35	0.46	0.56	0.70	0.88	1.12	1.35	1.77	2.18	3.22
85	0.33	0.43	0.52	0.65	0.81	1.02	1.22	1.59	1.94	2.83
90	0.31	0.40	0.49	0.60	0.75	0.93	1.10	1.43	1.73	2.50
95	0.29	0.38	0.45	0.56	0.69	0.86	1.01	1.30	1.56	2.23
100	0.28	0.35	0.43	0.53	0.65	0.79	0.92	1.18	1.42	2.00
105	0.27	0.33	0.40	0.50	0.60	0.74	0.85	1.08	1.29	1.80
110	0.25	0.32	0.38	0.47	0.57	0.69	0.79	1.00	1.19	1.63
115	0.24	0.30	0.36	0.45	0.54	0.64	0.74	0.93	1.09	1.48
120	0.23	0.28	0.34	0.42	0.51	0.60	0.69	0.86	1.02	1.35

= At or above atmospheric boiling point.

Table 15—Viscosities (cps) of Aqueous Solutions of DOWFROST HD Fluid—English Units

Temp.	Volume Percent Propylene Glycol							
°F	0%	10%	20%	30%	40%	50%	60%	70%
-30							497.57	864.87
-20							298.75	493.93
-10						95.97	182.96	291.28
0					40.92	61.32	114.90	177.73
10				13.42	26.99	40.62	74.19	112.20
20			5.36	9.89	18.50	27.83	49.29	73.22
30		2.80	4.23	7.46	13.12	19.66	33.68	49.32
40	1.53	2.28	3.41	5.75	9.60	14.28	23.65	34.22
50	1.30	1.89	2.79	4.52	7.21	10.65	17.05	24.41
60	1.12	1.60	2.32	3.62	5.56	8.13	12.59	17.86
70	0.98	1.38	1.95	2.94	4.38	6.34	9.51	13.38
80	0.86	1.20	1.66	2.43	3.52	5.04	7.34	10.25
90	0.76	1.05	1.43	2.04	2.88	4.08	5.77	8.00
100	0.68	0.93	1.25	1.73	2.40	3.35	4.62	6.37
110	0.61	0.83	1.10	1.49	2.03	2.79	3.76	5.15
120	0.55	0.75	0.97	1.30	1.73	2.36	3.11	4.23
130	0.51	0.68	0.87	1.14	1.50	2.02	2.61	3.53
140	0.46	0.62	0.78	1.01	1.31	1.75	2.22	2.98
150	0.43	0.57	0.71	0.91	1.16	1.53	1.91	2.54
160	0.39	0.52	0.64	0.82	1.04	1.35	1.66	2.19
170	0.37	0.48	0.59	0.74	0.93	1.20	1.45	1.91
180	0.34	0.44	0.54	0.68	0.85	1.08	1.29	1.69
190	0.32	0.41	0.50	0.62	0.77	0.97	1.15	1.50
200	0.30	0.38	0.46	0.58	0.71	0.88	1.04	1.34
210	0.28	0.36	0.43	0.54	0.66	0.81	0.94	1.21
220	0.26	0.34	0.40	0.50	0.61	0.74	0.86	1.10
230	0.25	0.32	0.38	0.47	0.57	0.69	0.79	1.00
240	0.24	0.30	0.36	0.44	0.53	0.64	0.73	0.92
250	0.23	0.28	0.34	0.42	0.50	0.59	0.68	0.85
260	0.22	0.27	0.32	0.40	0.48	0.56	0.63	0.79
270	0.21	0.25	0.30	0.38	0.45	0.52	0.59	0.73
280	0.20	0.24	0.29	0.36	0.43	0.49	0.56	0.69
290	0.19	0.23	0.27	0.35	0.41	0.47	0.53	0.64
300	0.18	0.22	0.26	0.33	0.39	0.44	0.50	0.61
325	0.17	0.19	0.24	0.31	0.36	0.40	0.45	0.53

= Above atmospheric boiling point.

Table 16—Viscosities (mPa sec) of Aqueous Solutions of DOWFROST HD Fluid—SI Units

Temp.	Volume Percent Propylene Glycol							
°C	0%	10%	20%	30%	40%	50%	60%	70%
-35							524.01	916.18
-30						171.54	330.39	551.12
-25						109.69	211.43	340.09
-20					48.90	72.42	137.96	215.67
-15					33.07	49.29	92.00	140.62
-10				11.84	23.11	34.51	62.78	94.23
-5			4.98	9.07	16.63	24.81	43.84	64.83
0		2.68	4.05	7.07	12.30	18.28	31.32	45.74
5	1.51	2.23	3.34	5.61	9.32	13.77	22.87	33.04
10	1.30	1.89	2.79	4.52	7.21	10.59	17.05	24.41
15	1.14	1.63	2.36	3.69	5.70	8.30	12.96	18.41
20	1.00	1.42	2.02	3.06	4.59	6.62	10.04	14.15
25	0.89	1.25	1.74	2.57	3.75	5.36	7.91	11.08
30	0.79	1.11	1.52	2.19	3.12	4.41	6.34	8.81
35	0.72	0.99	1.34	1.88	2.62	3.68	5.15	7.12
40	0.65	0.89	1.18	1.63	2.24	3.10	4.25	5.84
45	0.59	0.81	1.06	1.43	1.93	2.65	3.55	4.85
50	0.54	0.73	0.95	1.26	1.68	2.28	3.00	4.08
55	0.50	0.67	0.86	1.13	1.48	1.99	2.57	3.46
60	0.46	0.62	0.78	1.01	1.31	1.75	2.22	2.98
65	0.43	0.57	0.71	0.92	1.18	1.55	1.93	2.58
70	0.40	0.53	0.66	0.83	1.06	1.38	1.70	2.26
75	0.37	0.49	0.60	0.76	0.96	1.24	1.51	1.99
80	0.35	0.46	0.56	0.70	0.88	1.12	1.35	1.77
85	0.33	0.43	0.52	0.65	0.81	1.02	1.22	1.59
90	0.31	0.40	0.49	0.60	0.75	0.93	1.10	1.43
95	0.29	0.38	0.45	0.56	0.69	0.86	1.01	1.30
100	0.28	0.35	0.43	0.53	0.65	0.79	0.92	1.18
105	0.27	0.33	0.40	0.50	0.60	0.74	0.85	1.08
110	0.25	0.32	0.38	0.47	0.57	0.69	0.79	1.00
115	0.24	0.30	0.36	0.45	0.54	0.64	0.74	0.93
120	0.23	0.28	0.34	0.42	0.51	0.60	0.69	0.86
125	0.22	0.27	0.32	0.41	0.48	0.57	0.65	0.80
130	0.21	0.26	0.31	0.39	0.46	0.54	0.61	0.75
135	0.20	0.24	0.29	0.37	0.44	0.51	0.58	0.71
140	0.19	0.23	0.28	0.36	0.42	0.48	0.55	0.67
145	0.18	0.22	0.27	0.34	0.40	0.46	0.52	0.63
150	0.18	0.21	0.26	0.33	0.39	0.44	0.50	0.60
155	0.17	0.20	0.25	0.32	0.38	0.42	0.48	0.57
160	0.16	0.20	0.24	0.31	0.36	0.40	0.46	0.55

= At or above atmospheric boiling point.

Table 17—Thermal Conductivity (Btu/(hr·ft²)(°F/ft)) of Aqueous Solutions of DOWFROST Fluid—English Units

Temp.	Volume Percent Propylene Glycol									
°F	0%	10%	20%	30%	40%	50%	60%	70%	80%	90%
-30							0.156	0.140	0.127	0.117
-20						0.175	0.158	0.142	0.129	0.118
-10						0.178	0.160	0.143	0.130	0.119
0					0.201	0.181	0.162	0.145	0.131	0.119
10				0.228	0.205	0.183	0.164	0.146	0.132	0.120
20				0.232	0.208	0.186	0.166	0.148	0.133	0.121
30			0.263	0.236	0.211	0.188	0.168	0.149	0.134	0.122
40	0.330	0.298	0.267	0.240	0.214	0.191	0.170	0.151	0.135	0.122
50	0.336	0.303	0.272	0.243	0.217	0.193	0.171	0.152	0.136	0.123
60	0.342	0.308	0.276	0.247	0.220	0.195	0.173	0.153	0.137	0.123
70	0.347	0.312	0.280	0.250	0.223	0.198	0.175	0.154	0.137	0.124
80	0.352	0.317	0.284	0.253	0.225	0.200	0.176	0.155	0.138	0.124
90	0.357	0.321	0.287	0.256	0.228	0.202	0.178	0.156	0.139	0.125
100	0.362	0.325	0.291	0.259	0.230	0.203	0.179	0.157	0.139	0.125
110	0.366	0.329	0.294	0.261	0.232	0.205	0.180	0.158	0.140	0.125
120	0.370	0.332	0.296	0.264	0.234	0.206	0.181	0.159	0.140	0.126
130	0.374	0.335	0.299	0.266	0.236	0.208	0.183	0.160	0.141	0.126
140	0.377	0.338	0.301	0.268	0.237	0.209	0.183	0.160	0.141	0.126
150	0.380	0.340	0.304	0.270	0.239	0.210	0.184	0.161	0.142	0.126
160	0.383	0.343	0.305	0.271	0.240	0.211	0.185	0.161	0.142	0.126
170	0.385	0.345	0.307	0.273	0.241	0.212	0.185	0.162	0.142	0.126
180	0.387	0.347	0.309	0.274	0.242	0.213	0.186	0.162	0.142	0.126
190	0.389	0.348	0.310	0.275	0.243	0.213	0.186	0.162	0.142	0.126
200	0.391	0.349	0.311	0.276	0.243	0.214	0.187	0.162	0.142	0.126
210	0.392	0.350	0.312	0.276	0.244	0.214	0.187	0.162	0.142	0.126
220	0.393	0.351	0.313	0.277	0.244	0.214	0.187	0.162	0.142	0.126
230	0.394	0.352	0.313	0.277	0.244	0.214	0.187	0.162	0.142	0.126
240	0.395	0.353	0.313	0.277	0.245	0.214	0.187	0.162	0.142	0.125
250	0.395	0.353	0.314	0.278	0.245	0.214	0.187	0.162	0.142	0.125

= Above atmospheric boiling point.

Table 18—Thermal Conductivity (W/mK) of Aqueous Solutions of DOWFROST Fluid—SI Units

Temp.	Volume Percent Propylene Glycol									
°C	0%	10%	20%	30%	40%	50%	60%	70%	80%	90%
-35							0.269	0.242	0.220	0.203
-30						0.302	0.272	0.245	0.222	0.204
-25						0.306	0.275	0.247	0.224	0.205
-20					0.346	0.311	0.278	0.250	0.226	0.206
-15					0.351	0.315	0.282	0.252	0.227	0.207
-10				0.397	0.356	0.319	0.285	0.254	0.229	0.208
-5			0.449	0.403	0.361	0.323	0.288	0.256	0.230	0.209
0		0.510	0.456	0.409	0.366	0.327	0.291	0.259	0.232	0.210
5	0.572	0.518	0.463	0.415	0.371	0.331	0.294	0.261	0.233	0.211
10	0.582	0.526	0.470	0.421	0.376	0.334	0.297	0.263	0.235	0.212
15	0.591	0.534	0.477	0.426	0.380	0.338	0.299	0.265	0.236	0.213
20	0.599	0.541	0.483	0.431	0.384	0.341	0.302	0.267	0.237	0.214
25	0.608	0.548	0.489	0.436	0.388	0.344	0.304	0.268	0.239	0.215
30	0.615	0.555	0.494	0.441	0.392	0.347	0.307	0.270	0.240	0.215
35	0.623	0.561	0.500	0.445	0.396	0.350	0.309	0.272	0.241	0.216
40	0.630	0.567	0.505	0.450	0.399	0.353	0.311	0.273	0.242	0.216
45	0.636	0.573	0.509	0.453	0.402	0.355	0.313	0.274	0.242	0.217
50	0.642	0.578	0.514	0.457	0.405	0.358	0.314	0.275	0.243	0.217
55	0.648	0.583	0.518	0.460	0.408	0.360	0.316	0.277	0.244	0.218
60	0.653	0.587	0.521	0.463	0.410	0.362	0.317	0.277	0.244	0.218
65	0.657	0.591	0.525	0.466	0.413	0.363	0.319	0.278	0.245	0.218
70	0.662	0.595	0.528	0.469	0.415	0.365	0.320	0.279	0.245	0.218
75	0.666	0.598	0.531	0.471	0.416	0.366	0.321	0.280	0.246	0.218
80	0.669	0.601	0.533	0.473	0.418	0.367	0.321	0.280	0.246	0.218
85	0.672	0.604	0.535	0.474	0.419	0.368	0.322	0.281	0.246	0.218
90	0.675	0.606	0.537	0.476	0.420	0.369	0.323	0.281	0.246	0.218
95	0.677	0.608	0.538	0.477	0.421	0.370	0.323	0.281	0.246	0.218
100	0.679	0.609	0.540	0.478	0.422	0.370	0.323	0.281	0.246	0.218
105	0.681	0.611	0.541	0.479	0.423	0.371	0.323	0.281	0.246	0.218
110	0.682	0.612	0.542	0.480	0.423	0.371	0.323	0.281	0.246	0.217
115	0.683	0.613	0.542	0.480	0.423	0.371	0.323	0.281	0.245	0.217
120	0.684	0.613	0.543	0.480	0.423	0.371	0.323	0.280	0.245	0.216

= At or above atmospheric boiling point.

Table 19—Thermal Conductivity (Btu/hr ft²(°F/ft)) of Aqueous Solutions of DOWFROST HD Fluid—English Units

Temp.	Volume Percent Propylene Glycol							
°F	0%	10%	20%	30%	40%	50%	60%	70%
-30							0.156	0.140
-20						0.175	0.158	0.142
-10						0.178	0.160	0.143
0					0.201	0.181	0.162	0.145
10				0.228	0.205	0.183	0.164	0.146
20				0.232	0.208	0.186	0.166	0.148
30			0.263	0.236	0.211	0.188	0.168	0.149
40	0.330	0.298	0.267	0.240	0.214	0.191	0.170	0.151
50	0.336	0.303	0.272	0.243	0.217	0.193	0.171	0.152
60	0.342	0.308	0.276	0.247	0.220	0.195	0.173	0.153
70	0.347	0.312	0.280	0.250	0.223	0.198	0.175	0.154
80	0.352	0.317	0.284	0.253	0.225	0.200	0.176	0.155
90	0.357	0.321	0.287	0.256	0.228	0.202	0.178	0.156
100	0.362	0.325	0.291	0.259	0.230	0.203	0.179	0.157
110	0.366	0.329	0.294	0.261	0.232	0.205	0.180	0.158
120	0.370	0.332	0.296	0.264	0.234	0.206	0.181	0.159
130	0.374	0.335	0.299	0.266	0.236	0.208	0.183	0.160
140	0.377	0.338	0.301	0.268	0.237	0.209	0.183	0.160
150	0.380	0.340	0.304	0.270	0.239	0.210	0.184	0.161
160	0.383	0.343	0.305	0.271	0.240	0.211	0.185	0.161
170	0.385	0.345	0.307	0.273	0.241	0.212	0.185	0.162
180	0.387	0.347	0.309	0.274	0.242	0.213	0.186	0.162
190	0.389	0.348	0.310	0.275	0.243	0.213	0.186	0.162
200	0.391	0.349	0.311	0.276	0.243	0.214	0.187	0.162
210	0.392	0.350	0.312	0.276	0.244	0.214	0.187	0.162
220	0.393	0.351	0.313	0.277	0.244	0.214	0.187	0.162
230	0.394	0.352	0.313	0.277	0.244	0.214	0.187	0.162
240	0.395	0.353	0.313	0.277	0.245	0.214	0.187	0.162
250	0.395	0.353	0.314	0.278	0.245	0.214	0.187	0.162
260	0.395	0.353	0.314	0.278	0.244	0.214	0.187	0.162
270	0.395	0.353	0.314	0.277	0.244	0.214	0.186	0.161
280	0.395	0.353	0.313	0.277	0.244	0.213	0.186	0.161
290	0.395	0.353	0.313	0.277	0.244	0.213	0.185	0.160
300	0.395	0.352	0.313	0.276	0.243	0.213	0.185	0.160
310	0.394	0.352	0.312	0.276	0.242	0.212	0.184	0.159
320	0.393	0.351	0.311	0.275	0.242	0.211	0.184	0.159
325	0.393	0.350	0.311	0.274	0.241	0.211	0.183	0.158

= Above atmospheric boiling point.

Table 20—Thermal Conductivity (W/mK) of Aqueous Solutions of DOWFROST HD Fluid—SI Units

Temp.	Volume Percent Propylene Glycol							
°C	0%	10%	20%	30%	40%	50%	60%	70%
-35							0.269	0.242
-30						0.302	0.272	0.245
-25						0.306	0.275	0.247
-20					0.346	0.311	0.278	0.250
-15					0.351	0.315	0.282	0.252
-10				0.397	0.356	0.319	0.285	0.254
-5			0.449	0.403	0.361	0.323	0.288	0.256
0		0.510	0.456	0.409	0.366	0.327	0.291	0.259
5	0.572	0.518	0.463	0.415	0.371	0.331	0.294	0.261
10	0.582	0.526	0.470	0.421	0.376	0.334	0.297	0.263
15	0.591	0.534	0.477	0.426	0.380	0.338	0.299	0.265
20	0.599	0.541	0.483	0.431	0.384	0.341	0.302	0.267
25	0.608	0.548	0.489	0.436	0.388	0.344	0.304	0.268
30	0.615	0.555	0.494	0.441	0.392	0.347	0.307	0.270
35	0.623	0.561	0.500	0.445	0.396	0.350	0.309	0.272
40	0.630	0.567	0.505	0.450	0.399	0.353	0.311	0.273
45	0.636	0.573	0.509	0.453	0.402	0.355	0.313	0.274
50	0.642	0.578	0.514	0.457	0.405	0.358	0.314	0.275
55	0.648	0.583	0.518	0.460	0.408	0.360	0.316	0.277
60	0.653	0.587	0.521	0.463	0.410	0.362	0.317	0.277
65	0.657	0.591	0.525	0.466	0.413	0.363	0.319	0.278
70	0.662	0.595	0.528	0.469	0.415	0.365	0.320	0.279
75	0.666	0.598	0.531	0.471	0.416	0.366	0.321	0.280
80	0.669	0.601	0.533	0.473	0.418	0.367	0.321	0.280
85	0.672	0.604	0.535	0.474	0.419	0.368	0.322	0.281
90	0.675	0.606	0.537	0.476	0.420	0.369	0.323	0.281
95	0.677	0.608	0.538	0.477	0.421	0.370	0.323	0.281
100	0.679	0.609	0.540	0.478	0.422	0.370	0.323	0.281
105	0.681	0.611	0.541	0.479	0.423	0.371	0.323	0.281
110	0.682	0.612	0.542	0.480	0.423	0.371	0.323	0.281
115	0.683	0.613	0.542	0.480	0.423	0.371	0.323	0.281
120	0.684	0.613	0.543	0.480	0.423	0.371	0.323	0.280
125	0.684	0.613	0.543	0.480	0.423	0.370	0.323	0.280
130	0.684	0.614	0.543	0.480	0.423	0.370	0.322	0.279
135	0.684	0.613	0.542	0.480	0.422	0.370	0.322	0.279
140	0.684	0.613	0.542	0.479	0.422	0.369	0.321	0.278
145	0.684	0.613	0.541	0.478	0.421	0.368	0.320	0.277
150	0.683	0.612	0.541	0.478	0.420	0.367	0.320	0.276
155	0.682	0.611	0.540	0.477	0.419	0.366	0.319	0.275
160	0.681	0.610	0.538	0.476	0.418	0.365	0.317	0.274

= At or above atmospheric boiling point.

Table 21—Specific Heat (Btu/(lb •°F)) of Aqueous Solutions of DOWFROST Fluid—English Units

Temp.	Volume Percent Propylene Glycol									
°F	0%	10%	20%	30%	40%	50%	60%	70%	80%	90%
-30							0.741	0.680	0.615	0.542
-20						0.799	0.746	0.687	0.623	0.550
-10						0.804	0.752	0.693	0.630	0.558
0					0.855	0.809	0.758	0.700	0.637	0.566
10				0.898	0.859	0.814	0.764	0.707	0.645	0.574
20			0.936	0.902	0.864	0.820	0.770	0.713	0.652	0.583
30		0.966	0.938	0.906	0.868	0.825	0.776	0.720	0.660	0.591
40	1.004	0.968	0.941	0.909	0.872	0.830	0.782	0.726	0.667	0.599
50	1.001	0.970	0.944	0.913	0.877	0.835	0.787	0.733	0.674	0.607
60	1.000	0.972	0.947	0.917	0.881	0.840	0.793	0.740	0.682	0.615
70	0.999	0.974	0.950	0.920	0.886	0.845	0.799	0.746	0.689	0.623
80	0.998	0.976	0.953	0.924	0.890	0.850	0.805	0.753	0.696	0.631
90	0.998	0.979	0.956	0.928	0.894	0.855	0.811	0.760	0.704	0.639
100	0.998	0.981	0.959	0.931	0.899	0.861	0.817	0.766	0.711	0.647
110	0.998	0.983	0.962	0.935	0.903	0.866	0.823	0.773	0.718	0.656
120	0.998	0.985	0.965	0.939	0.908	0.871	0.828	0.779	0.726	0.664
130	0.999	0.987	0.967	0.942	0.912	0.876	0.834	0.786	0.733	0.672
140	0.999	0.989	0.970	0.946	0.916	0.881	0.840	0.793	0.740	0.680
150	1.000	0.991	0.973	0.950	0.921	0.886	0.846	0.799	0.748	0.688
160	1.001	0.993	0.976	0.953	0.925	0.891	0.852	0.806	0.755	0.696
170	1.002	0.995	0.979	0.957	0.929	0.896	0.858	0.812	0.762	0.704
180	1.003	0.996	0.982	0.961	0.934	0.902	0.864	0.819	0.770	0.712
190	1.004	0.998	0.985	0.964	0.938	0.907	0.869	0.826	0.777	0.720
200	1.005	1.000	0.988	0.968	0.943	0.912	0.875	0.832	0.784	0.729
210	1.007	1.002	0.991	0.971	0.947	0.917	0.881	0.839	0.792	0.737
220	1.008	1.003	0.994	0.975	0.951	0.922	0.887	0.845	0.799	0.745
230	1.010	1.005	0.996	0.979	0.956	0.927	0.893	0.852	0.806	0.753
240	1.012	1.007	0.999	0.982	0.960	0.932	0.899	0.859	0.814	0.761
250	1.014	1.009	1.002	0.986	0.965	0.937	0.905	0.865	0.821	0.769

= Above atmospheric boiling point.

Table 22—Specific Heat (kJ/ kg K) of Aqueous Solutions of DOWFROST Fluid—SI Units

Temp.	Volume Percent Propylene Glycol									
°C	0%	10%	20%	30%	40%	50%	60%	70%	80%	90%
-35							3.096	2.843	2.572	2.264
-30						3.339	3.118	2.868	2.600	2.295
-25						3.358	3.140	2.893	2.627	2.326
-20					3.569	3.378	3.162	2.918	2.655	2.356
-15					3.586	3.397	3.184	2.943	2.683	2.387
-10				3.765	3.603	3.416	3.206	2.968	2.710	2.417
-5			3.918	3.779	3.619	3.435	3.228	2.993	2.738	2.448
0		4.042	3.929	3.793	3.636	3.455	3.250	3.018	2.766	2.478
5	4.229	4.050	3.940	3.807	3.652	3.474	3.272	3.042	2.793	2.509
10	4.195	4.058	3.951	3.820	3.669	3.493	3.295	3.067	2.821	2.539
15	4.168	4.067	3.962	3.834	3.685	3.513	3.317	3.092	2.849	2.570
20	4.147	4.075	3.973	3.848	3.702	3.532	3.339	3.117	2.876	2.600
25	4.132	4.083	3.983	3.862	3.718	3.551	3.361	3.142	2.904	2.631
30	4.121	4.091	3.994	3.875	3.735	3.570	3.383	3.167	2.931	2.661
35	4.115	4.099	4.005	3.889	3.751	3.590	3.405	3.192	2.959	2.692
40	4.114	4.107	4.016	3.903	3.768	3.609	3.427	3.217	2.987	2.723
45	4.115	4.115	4.027	3.917	3.784	3.628	3.449	3.242	3.014	2.753
50	4.120	4.123	4.038	3.930	3.801	3.648	3.471	3.266	3.042	2.784
55	4.128	4.131	4.049	3.944	3.817	3.667	3.493	3.291	3.070	2.814
60	4.138	4.139	4.060	3.958	3.834	3.686	3.515	3.316	3.097	2.845
65	4.150	4.147	4.071	3.972	3.850	3.706	3.537	3.341	3.125	2.875
70	4.164	4.155	4.082	3.985	3.867	3.725	3.559	3.366	3.153	2.906
75	4.179	4.163	4.093	3.999	3.883	3.744	3.581	3.391	3.180	2.936
80	4.196	4.171	4.104	4.013	3.900	3.763	3.603	3.416	3.208	2.967
85	4.213	4.179	4.115	4.027	3.916	3.783	3.625	3.441	3.236	2.997
90	4.231	4.187	4.126	4.040	3.933	3.802	3.647	3.465	3.263	3.028
95	4.249	4.195	4.136	4.054	3.949	3.821	3.670	3.490	3.291	3.058
100	4.267	4.203	4.147	4.068	3.966	3.841	3.692	3.515	3.319	3.089
105	4.285	4.211	4.158	4.082	3.982	3.860	3.714	3.540	3.346	3.119
110	4.303	4.219	4.169	4.095	3.999	3.879	3.736	3.565	3.374	3.150
115	4.321	4.227	4.180	4.109	4.015	3.898	3.758	3.590	3.402	3.181
120	4.338	4.235	4.191	4.123	4.032	3.918	3.780	3.615	3.429	3.211

= At or above atmospheric boiling point.

Table 23—Specific Heat (Btu/(lb•°F)) of Aqueous Solutions of DOWFROST HD Fluid—English Units

Temp.	Volume Percent Propylene Glycol							
°F	0%	10%	20%	30%	40%	50%	60%	70%
-30							0.684	0.608
-20						0.758	0.691	0.616
-10						0.764	0.698	0.625
0					0.827	0.770	0.705	0.633
10				0.882	0.832	0.776	0.712	0.641
20			0.929	0.886	0.837	0.782	0.719	0.649
30		0.969	0.932	0.890	0.842	0.788	0.727	0.658
40	1.004	0.970	0.935	0.894	0.847	0.794	0.734	0.666
50	1.001	0.972	0.937	0.897	0.852	0.800	0.741	0.674
60	1.000	0.973	0.940	0.901	0.857	0.806	0.748	0.682
70	0.999	0.975	0.943	0.905	0.862	0.812	0.755	0.691
80	0.998	0.976	0.945	0.909	0.867	0.818	0.762	0.699
90	0.998	0.978	0.948	0.913	0.871	0.824	0.769	0.707
100	0.998	0.979	0.951	0.916	0.876	0.830	0.776	0.715
110	0.998	0.981	0.953	0.920	0.881	0.836	0.783	0.724
120	0.998	0.982	0.956	0.924	0.886	0.842	0.791	0.732
130	0.999	0.984	0.959	0.928	0.891	0.848	0.798	0.740
140	0.999	0.985	0.961	0.932	0.896	0.854	0.805	0.748
150	1.000	0.987	0.964	0.935	0.901	0.860	0.812	0.756
160	1.001	0.988	0.967	0.939	0.906	0.866	0.819	0.765
170	1.002	0.990	0.969	0.943	0.911	0.872	0.826	0.773
180	1.003	0.991	0.972	0.947	0.916	0.878	0.833	0.781
190	1.004	0.993	0.975	0.951	0.920	0.884	0.840	0.789
200	1.005	0.994	0.977	0.954	0.925	0.890	0.847	0.798
210	1.007	0.996	0.980	0.958	0.930	0.896	0.855	0.806
220	1.008	0.997	0.983	0.962	0.935	0.902	0.862	0.814
230	1.010	0.999	0.985	0.966	0.940	0.908	0.869	0.822
240	1.012	1.000	0.988	0.97	0.945	0.914	0.876	0.831
250	1.014	1.002	0.991	0.973	0.950	0.920	0.883	0.839
260	1.017	1.005	0.993	0.977	0.955	0.926	0.890	0.847
270	1.019	1.008	0.996	0.981	0.960	0.932	0.897	0.855
280	1.022	1.011	0.999	0.985	0.965	0.938	0.904	0.864
290	1.025	1.013	1.001	0.989	0.969	0.944	0.912	0.872
300	1.029	1.016	1.004	0.992	0.974	0.950	0.919	0.880
310	1.032	1.019	1.007	0.996	0.979	0.956	0.926	0.888
320	1.036	1.022	1.009	1.000	0.984	0.962	0.933	0.897
325	1.038	1.025	1.011	1.002	0.987	0.965	0.936	0.901

= Above atmospheric boiling point.

Table 24—Specific Heat (kJ/kg K) of Aqueous Solutions of DOWFROST HD Fluid—SI Units

Temp.	Volume Percent Propylene Glycol							
°C	0%	10%	20%	30%	40%	50%	60%	70%
-35							2.860	2.542
-30						3.166	2.887	2.573
-25						3.189	2.913	2.604
-20					3.455	3.211	2.940	2.635
-15					3.473	3.234	2.967	2.666
-10				3.699	3.492	3.256	2.994	2.697
-5			3.893	3.714	3.510	3.279	3.021	2.728
0		4.057	3.903	3.728	3.529	3.302	3.047	2.760
5	4.229	4.063	3.913	3.742	3.547	3.324	3.074	2.791
10	4.195	4.069	3.923	3.757	3.566	3.347	3.101	2.822
15	4.168	4.074	3.933	3.771	3.584	3.370	3.128	2.853
20	4.147	4.080	3.944	3.785	3.602	3.392	3.155	2.884
25	4.132	4.085	3.954	3.800	3.621	3.415	3.181	2.915
30	4.121	4.091	3.964	3.814	3.639	3.437	3.208	2.946
35	4.115	4.096	3.974	3.828	3.658	3.460	3.235	2.977
40	4.114	4.102	3.984	3.842	3.676	3.483	3.262	3.008
45	4.115	4.107	3.994	3.857	3.695	3.505	3.288	3.039
50	4.120	4.113	4.004	3.871	3.713	3.528	3.315	3.070
55	4.128	4.119	4.014	3.885	3.732	3.551	3.342	3.101
60	4.138	4.124	4.024	3.900	3.750	3.573	3.369	3.132
65	4.150	4.130	4.034	3.914	3.769	3.596	3.396	3.163
70	4.164	4.135	4.044	3.928	3.787	3.618	3.422	3.194
75	4.179	4.141	4.054	3.943	3.806	3.641	3.449	3.225
80	4.196	4.146	4.064	3.957	3.824	3.664	3.476	3.256
85	4.213	4.152	4.074	3.971	3.842	3.686	3.503	3.287
90	4.231	4.157	4.084	3.985	3.861	3.709	3.530	3.318
95	4.249	4.163	4.094	4.000	3.879	3.732	3.556	3.349
100	4.267	4.169	4.104	4.014	3.898	3.754	3.583	3.380
105	4.285	4.174	4.114	4.028	3.916	3.777	3.610	3.411
110	4.303	4.180	4.124	4.043	3.935	3.800	3.637	3.442
115	4.321	4.185	4.134	4.057	3.953	3.822	3.664	3.474
120	4.338	4.191	4.145	4.071	3.972	3.845	3.690	3.505
125	4.355	4.196	4.155	4.086	3.990	3.867	3.717	3.536
130	4.371	4.202	4.165	4.100	4.009	3.890	3.744	3.567
135	4.387	4.208	4.175	4.114	4.027	3.913	3.771	3.598
140	4.402	4.213	4.185	4.128	4.046	3.935	3.798	3.629
145	4.416	4.219	4.195	4.143	4.064	3.958	3.824	3.660
150	4.430	4.224	4.205	4.157	4.083	3.981	3.851	3.691
155	4.443	4.230	4.215	4.171	4.101	4.003	3.878	3.722
160	4.456	4.235	4.225	4.186	4.119	4.026	3.905	3.753

= At or above atmospheric boiling point.

Table 25—Vapor Pressure of Aqueous Solutions of DOWFROST and DOWFROST HD Fluids, psia—English Units

Temp.	Volume Percent Propylene Glycol									
°F	0%	10%	20%	30%	40%	50%	60%	70%	80%	90%
100	1.0	1.0	0.9	0.9	0.9					
110	1.3	1.3	1.3	1.2	1.2	1.1	1.0			
120	1.7	1.7	1.7	1.6	1.5	1.5	1.4	1.2	1.0	
130	2.2	2.2	2.2	2.1	2.0	1.9	1.8	1.5	1.3	
140	2.9	2.9	2.8	2.7	2.6	2.5	2.3	2.0	1.7	
150	3.7	3.7	3.6	3.5	3.4	3.2	3.0	2.5	2.1	1.2
160	4.7	4.7	4.6	4.4	4.3	4.1	3.8	3.2	2.7	1.5
170	6.0	5.9	5.8	5.6	5.4	5.2	4.8	4.1	3.5	1.9
180	7.5	7.4	7.2	7.0	6.7	6.5	5.9	5.1	4.4	2.4
190	9.3	9.2	9.0	8.7	8.3	8.1	7.4	6.3	5.4	3.1
200	11.5	11.3	11.0	10.7	10.2	9.9	9.1	7.8	6.7	3.9
210	14.1	13.8	13.5	13.1	12.5	12.1	11.1	9.5	8.2	4.8
220	17.2	16.8	16.4	15.9	15.2	14.8	13.6	11.6	10.0	5.9
230	20.8	20.3	19.8	19.2	18.4	17.8	16.4	14.0	12.1	7.2
240	25.0	24.4	23.8	23.0	22.0	21.4	19.7	16.8	14.6	8.8
250	29.8	29.1	28.4	27.4	26.3	25.6	23.5	20.1	17.5	10.7
260	35.4	34.6	33.7	32.5	31.2	30.3	27.9	23.9	20.8	12.9
270	41.8	40.8	39.7	38.4	36.8	35.8	33.0	28.2	24.7	15.4
280	49.2	48.0	46.7	45.1	43.3	42.1	38.8	33.2	29.1	18.3
290	57.5	56.1	54.6	52.7	50.6	49.3	45.4	38.9	34.1	21.7
300	67.0	65.3	63.5	61.4	58.9	57.4	52.8	45.3	39.8	25.6
310	77.6	75.7	73.6	71.1	68.2	66.5	61.3	52.6	46.3	30.0
320	89.6	87.4	84.9	82.0	78.7	76.8	70.8	60.7	53.5	35.0
325	96.1	93.8	91.1	88.0	84.4	82.4	76.0	65.2	57.5	37.8

Table 26—Vapor Pressure of Aqueous Solutions of DOWFROST and DOWFROST HD Fluids, kPa—SI Units

Temp.		Volume Percent Propylene Glycol								
°C	0%	10%	20%	30%	40%	50%	60%	70%	80%	90%
50	12.3	12.3	12.1	11.7	11.3	10.8	9.9	8.5	7.1	
55	15.8	15.7	15.4	14.9	14.3	13.7	12.6	10.8	9.1	
60	19.9	19.8	19.4	18.8	18.0	17.3	15.9	13.6	11.5	
65	25.0	24.8	24.3	23.5	22.6	21.7	19.9	17.1	14.5	7.8
70	31.2	30.8	30.2	29.3	28.0	27.0	24.8	21.2	18.0	9.8
75	38.6	38.0	37.2	36.1	34.6	33.4	30.6	26.2	22.3	12.3
80	47.4	46.7	45.6	44.2	42.4	40.9	37.5	32.1	27.4	15.3
85	57.8	56.9	55.6	53.8	51.6	49.9	45.7	39.2	33.5	18.9
90	70.1	68.9	67.3	65.1	62.4	60.4	55.4	47.4	40.7	23.3
95	84.5	82.9	81.0	78.4	75.1	72.7	66.7	57.1	49.1	28.4
100	101.3	99.3	96.9	93.7	89.9	87.1	80.0	68.4	58.9	34.5
105	120.8	118.3	115.3	111.6	107.0	103.8	95.3	81.5	70.4	41.6
110	143.2	140.1	136.6	132.1	126.7	123.0	112.9	96.6	83.6	49.9
115	169.0	165.2	161.0	155.7	149.3	145.0	133.2	114.0	98.9	59.7
120	198.4	193.9	188.9	182.6	175.1	170.2	156.4	133.9	116.3	70.9
125	232.0	226.6	220.6	213.3	204.5	198.9	182.9	156.5	136.3	83.9
130	270.0	263.6	256.6	248.0	237.8	231.4	212.8	182.2	159.0	98.8
135	312.9	305.4	297.2	287.2	275.4	268.1	246.7	211.3	184.7	115.8
140	361.2	352.5	342.9	331.3	317.7	309.4	284.8	244.0	213.7	135.2
145	415.3	405.2	394.1	380.7	365.2	355.8	327.6	280.7	246.3	157.2
150	475.7	464.2	451.3	435.9	418.2	407.6	375.5	321.8	282.8	182.0
155	543.0	529.8	515.0	497.4	477.2	465.3	428.8	367.7	323.7	210.1
160	617.7	602.8	585.7	565.7	542.7	529.4	488.0	418.6	369.2	241.6

Figure 1—Pressure Drop at 30 Percent (volume) Propylene Glycol—English Units

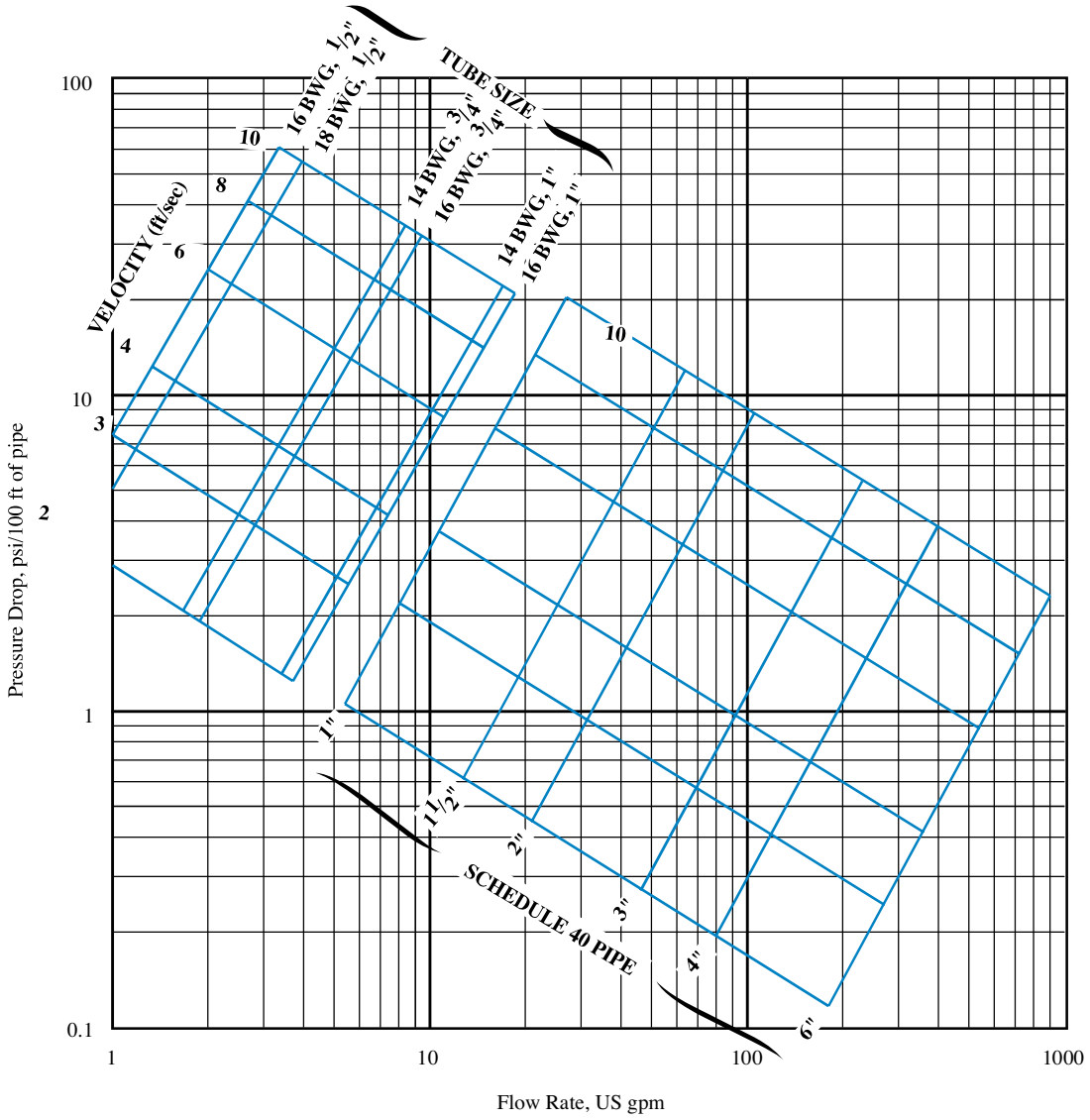

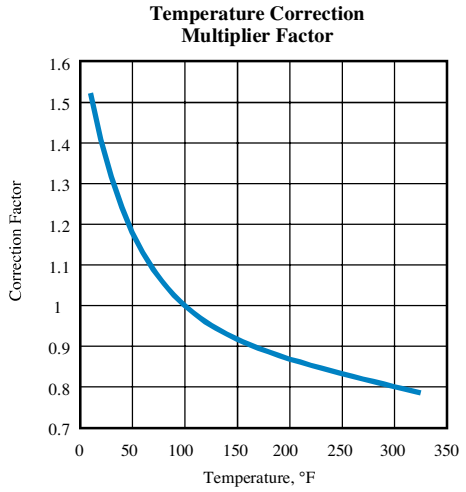

Figure 2—Pressure Drop at 30 Percent (volume) Propylene Glycol—SI Units

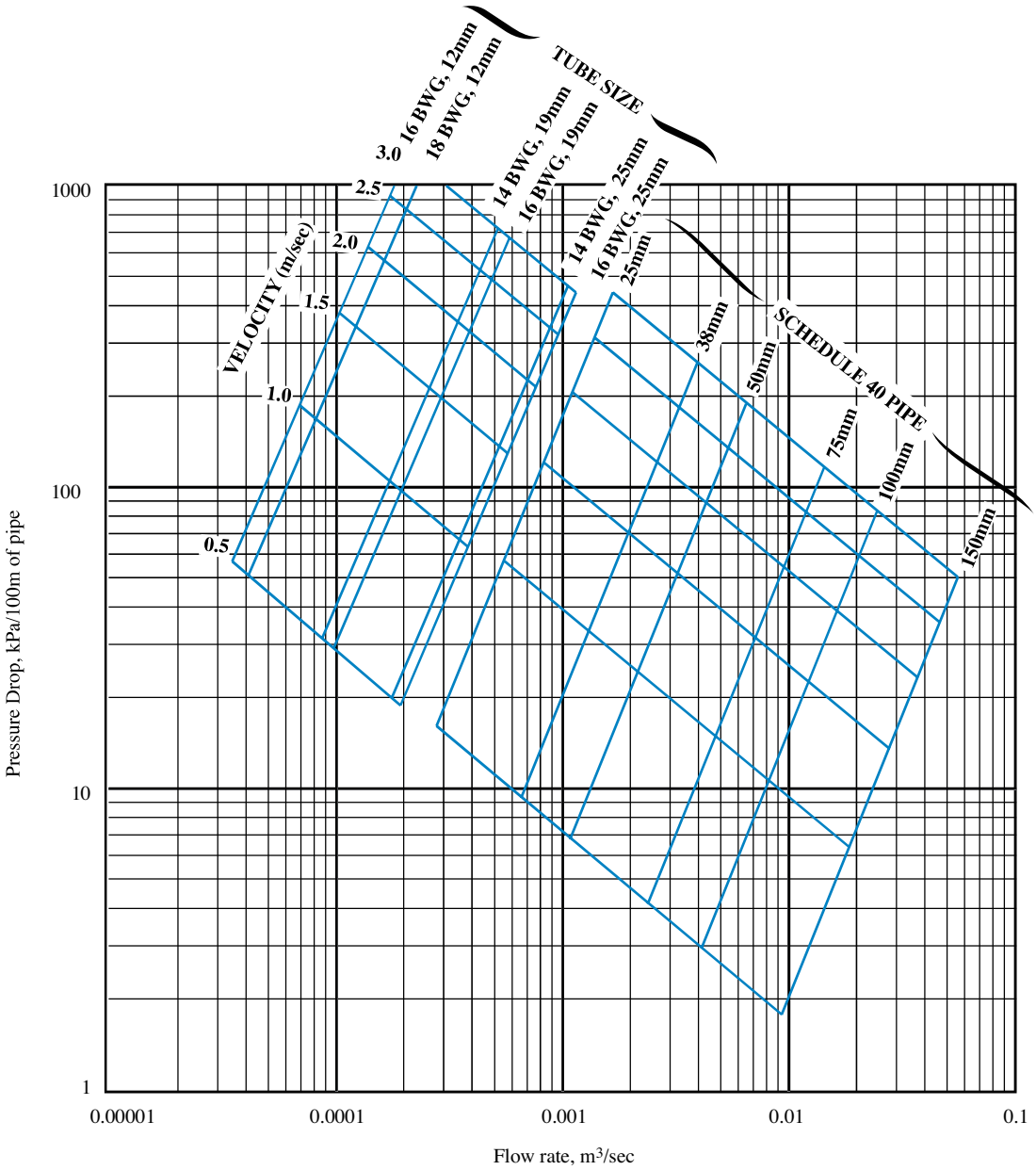

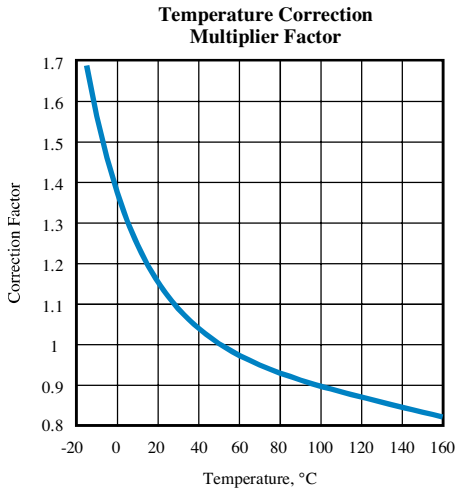

Figure 3—Pressure Drop at 40 Percent (volume) Propylene Glycol—English Units

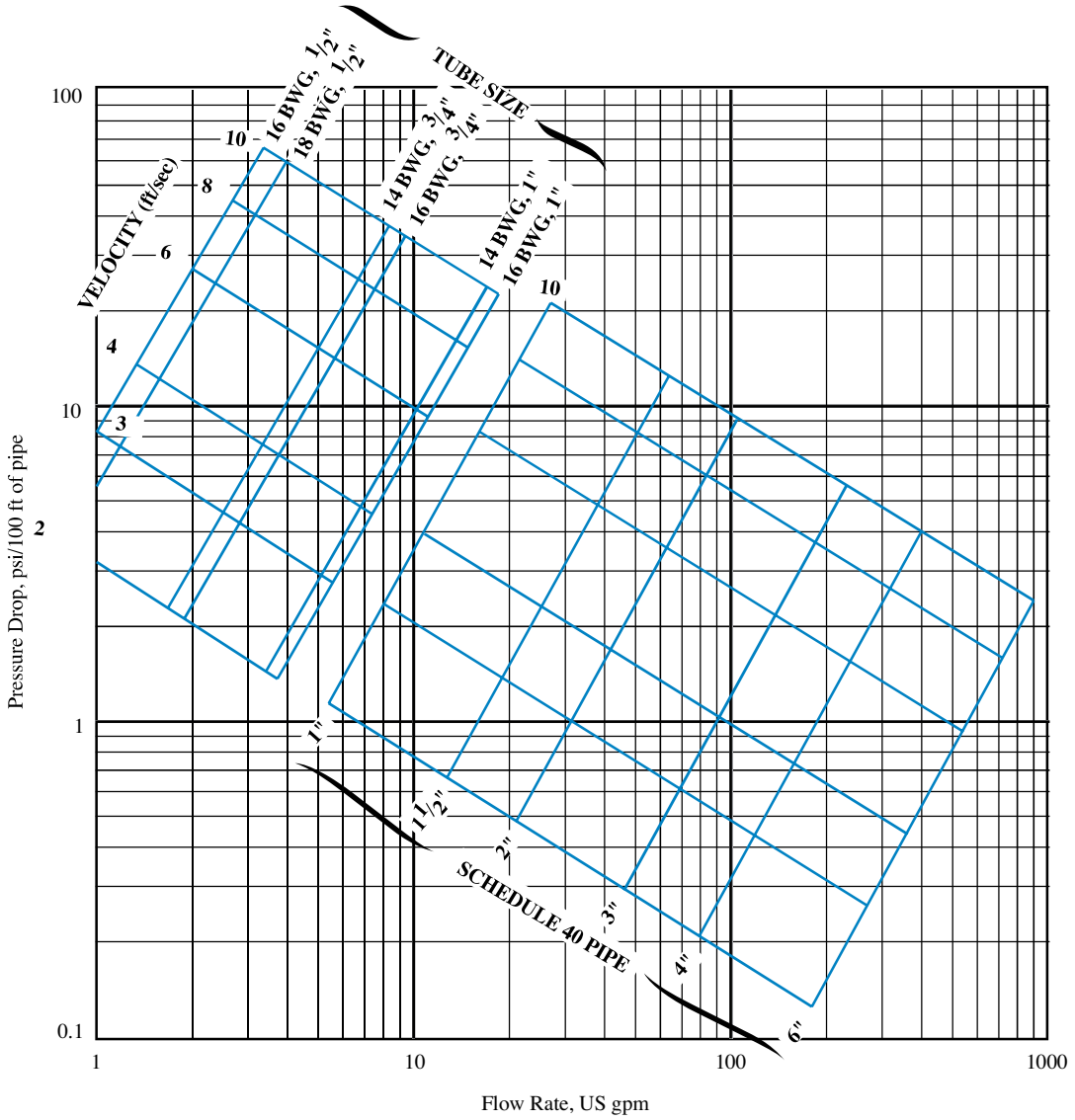

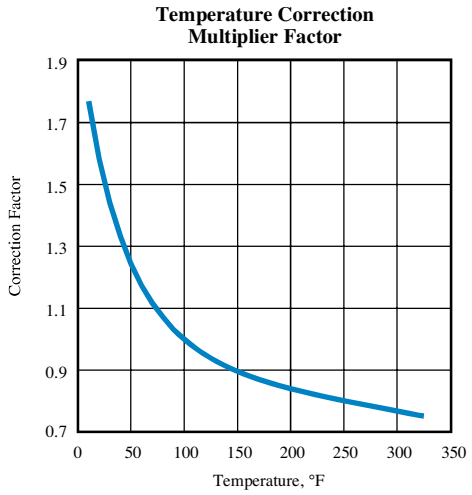

Figure 4—Pressure Drop at 40 Percent (volume) Propylene Glycol—SI Units

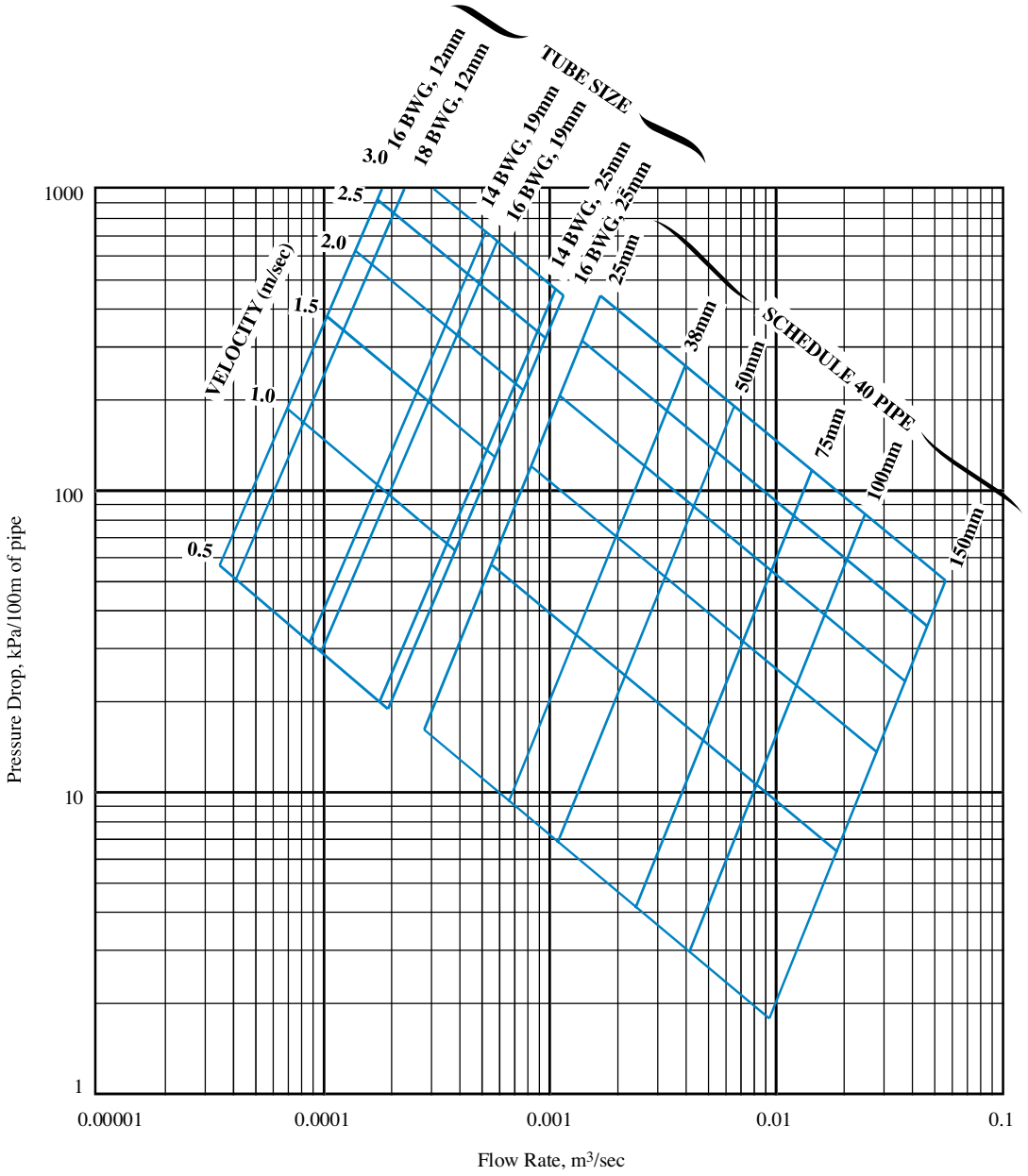

Temperature Correction Multiplier Factor

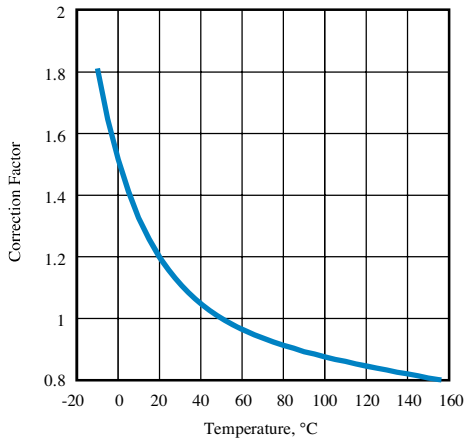

Figure 5—Pressure Drop at 50 Percent (volume) Propylene Glycol—English Units

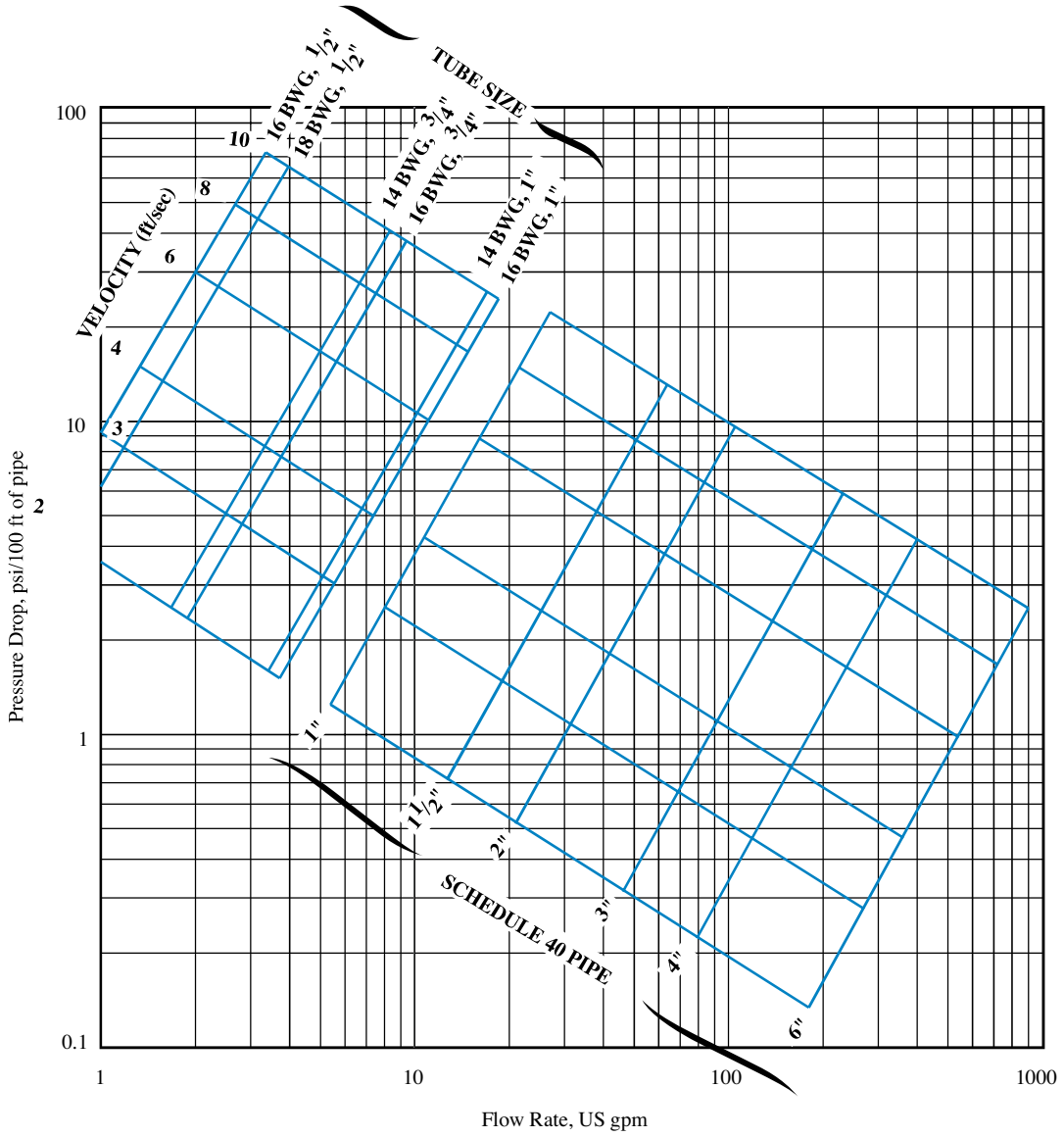

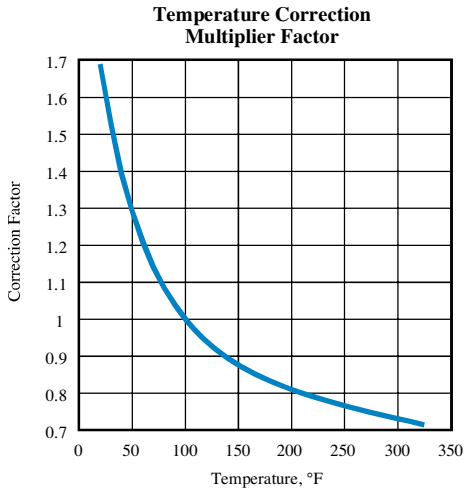

Figure 6— Pressure Drop at 50 Percent (volume) Propylene Glycol—SI Units

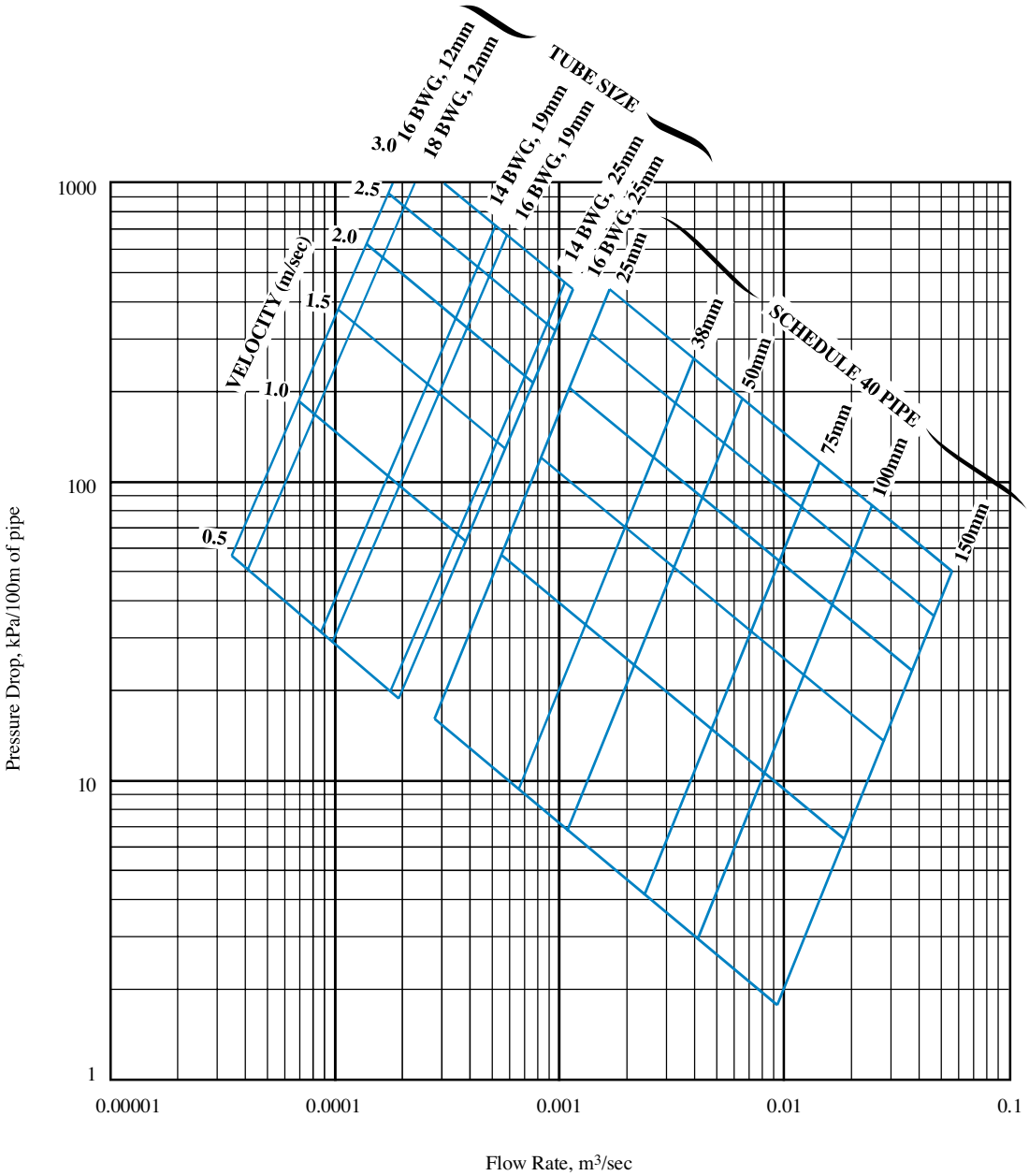

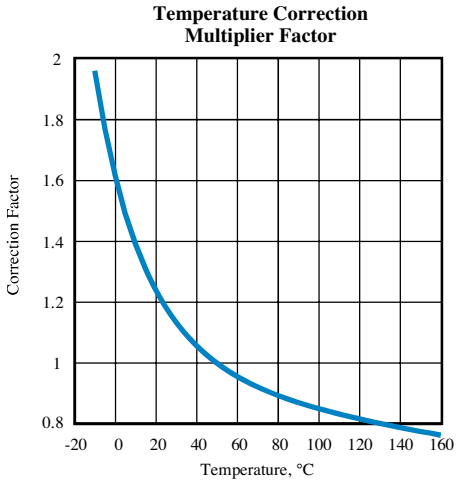

Safety, Handling, Storage, and Disposal of DOWFROST Propylene Glycol-based Fluids

Toxicology

For complete product toxicological information for DOWFROST fluids, request Material Safety Data (MSD) sheets from Dow. The MSD sheets provide the most up-to-date health and safety considerations related to the use of these products and should be consulted prior to use of the products.

Storage

Storage of DOWFROST glycol-based heat transfer fluids presents no unusual problems. The materials do not readily solidify, are low in toxicity, have high flash points, and can be handled without posing a hazard to health. As a precaution, however, sparks or flames should be avoided during transfer or processing operations because undiluted glycols can be ignited. Tank truck shipments can be emptied into storage tanks or clean drums.

Tank storage

Ordinary steel tanks are normally satisfactory for storage of DOWFROST fluids. However, during extended storage, slight discoloration may occur from iron contamination. Rusting may occur in the vapor space because there is no inhibitor where condensation occurs and oxygen is present. This problem can be minimized by closing any vent to the tank to limit oxygen intake. If this is not possible, see page 12 for a discussion of coatings suitable for protection of vapor space in tanks.

Insulation and heat are required for storage of DOWFROST fluids at low temperatures. This will prevent freezing or pumping problems due to high viscosity. Maintaining temperatures above 10°F (-12°C) is usually sufficient to avoid such problems.

Drum storage

DOWFROST fluids may be stored in the drums in which shipment is made. Because glycols are hygroscopic, it is important that the drum cap be replaced tightly after each withdrawal to keep the material in the drum from absorbing water. Drums should be stored inside a heated building when temperatures below 10°F (-12°C) are anticipated. This will assure that the glycol is in a liquid form when needed.

Environmental considerations

The biochemical oxygen demand (BOD) for propylene glycols approaches the theoretical oxygen demand (ThOD) value in the standard 20-day test period. This indicates that these materials are biodegradable and should not concentrate in common water systems. The possibility of spills in lakes or rivers, however, should be avoided, since rapid oxygen depletion may have harmful effects on aquatic organisms. Extensive testing of the effects of propylene glycol on aquatic organisms has shown the material to be practically non-toxic (LC 50 > 100 mg/L) with LC 50's ≥ 10,000 mg/L for fathead minnow, rainbow trout and Daphnia magna.

Table 16—Biochemical Oxygen Demand for Propylene Glycol

BOD	Parts Oxygen/Parts Propylene Glycol
5 day	1.12
10 day	1.22
20 day	1.42
ThOD	1.68

Spill, leak and disposal procedures

Using appropriate safety equipment, small spills may be soaked up with common absorbent material. For large spills, the fluid should be pumped into suitable containers located in diked areas. Residual material should be cleaned up with water. Concentrate can be handled according to local, state, and federal regulations.

Salvage

Some distributors of DOWFROST fluids are equipped to reclaim and/or dispose of spent or contaminated fluids. Occasionally, where regulations permit, diluted spent fluids that are not otherwise contaminated can be disposed of in local sewage treatment facilities, provided those facilities are advised and prepared for such disposal in advance. Aerobic bacteria easily oxidize the fluids to carbon dioxide and water within the usual 20-day test period. The Dow Chemical Company does not provide a disposal or reprocessing service for spent or contaminated glycol-based fluids.

Receive These Free Thermal Fluid Evaluation Tools at Our Website at www.dowfrost.com

Application-specific product literature: Select literature for your application from the Dow library of brochures about DOWTHERM and DOWFROST fluids. Applications brochures and data sheets are available for applications including HVAC and food processing. Also available are brochures detailing advantages of specific DOWTHERM and DOWFROST fluids.

HVAC Focus newsletter: Receive this informative newsletter to stay abreast of the latest information on HVAC system design and operation.

Engineering and Operating Guide

for DOWFROST and DOWFROST HD
Inhibited Propylene Glycol-based Heat Transfer Fluids

To Learn More, Contact Us:

U.S., Canada, Mexico: Tel. 1-800-447-4369 • Fax: 1-989-832-1465
Latin America: Tel: (+55)-11-5188-9222 • Fax: (+55)-11-5188-9749
Europe: Toll-Free: +800 3 694 6367 • Tel: +32 3 450 2240 • Fax: +32 3 450 2815
Pacific: Toll-free: +800 7776 7776 • Tel: (+60) 3 7958 3392 • Fax: (+60) 3 7958 5598

Or visit us at: www.dowtherm.com

NOTICE: No freedom from any patent owned by Seller or others is to be inferred. Because use conditions and applicable laws may differ from one location to another and may change with time, Customer is responsible for determining whether products and the information in this document are appropriate for Customer's use and for ensuring that Customer's workplace and disposal practices are in compliance with applicable laws and other governmental enactments. Seller assumes no obligation or liability for the information in this document. NO WARRANTIES ARE GIVEN; ALL IMPLIED WARRANTIES OF MERCHANTABILITY OR FITNESS FOR A PARTICULAR PURPOSE ARE EXPRESSLY EXCLUDED.

Published February 2008

®™Trademark of The Dow Chemical Company ("Dow") or an affiliated company of Dow.

Printed in U.S.A.

Form No. 180-01286-0208 AMS

Appendix D – Neck Heat Extraction System Plan View

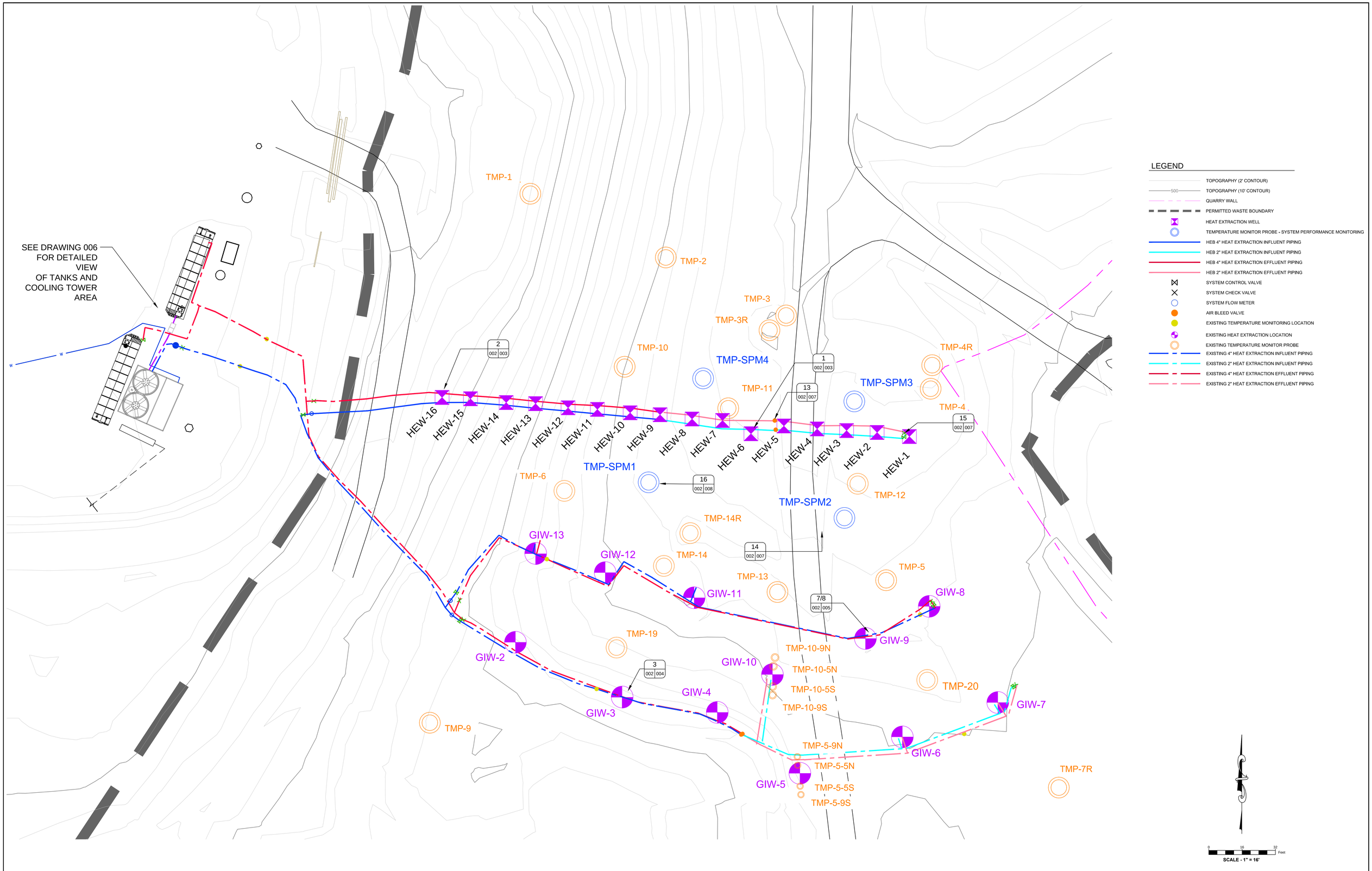

NOTES:

1.) AERIAL TOPOGRAPHY IS DATED FEBRUARY 27, 2016. PROVIDED BY COOPER AERIAL SURVEYS CO.

BRIDGETON LANDFILL LLC 13570 ST. CHARLES ROCK ROAD BRIDGETON, MO 63044	BRIDGETON LANDFILL NECK HEAT EXTRACTION SYSTEM AS-BUILT DRAWINGS	Engineering for a Better World FEEZOR ENGINEERING, INC.	DATE: NOVEMBER 2016 DESIGNED BY: AMR APPROVED BY: DRF REV. 1 3/07/2017
NECK HEAT EXTRACTION SYSTEM - PLAN VIEW			Figure 001

PROJECT NUMBER: BT-096 | FILE PATH: | REVISION | DATE