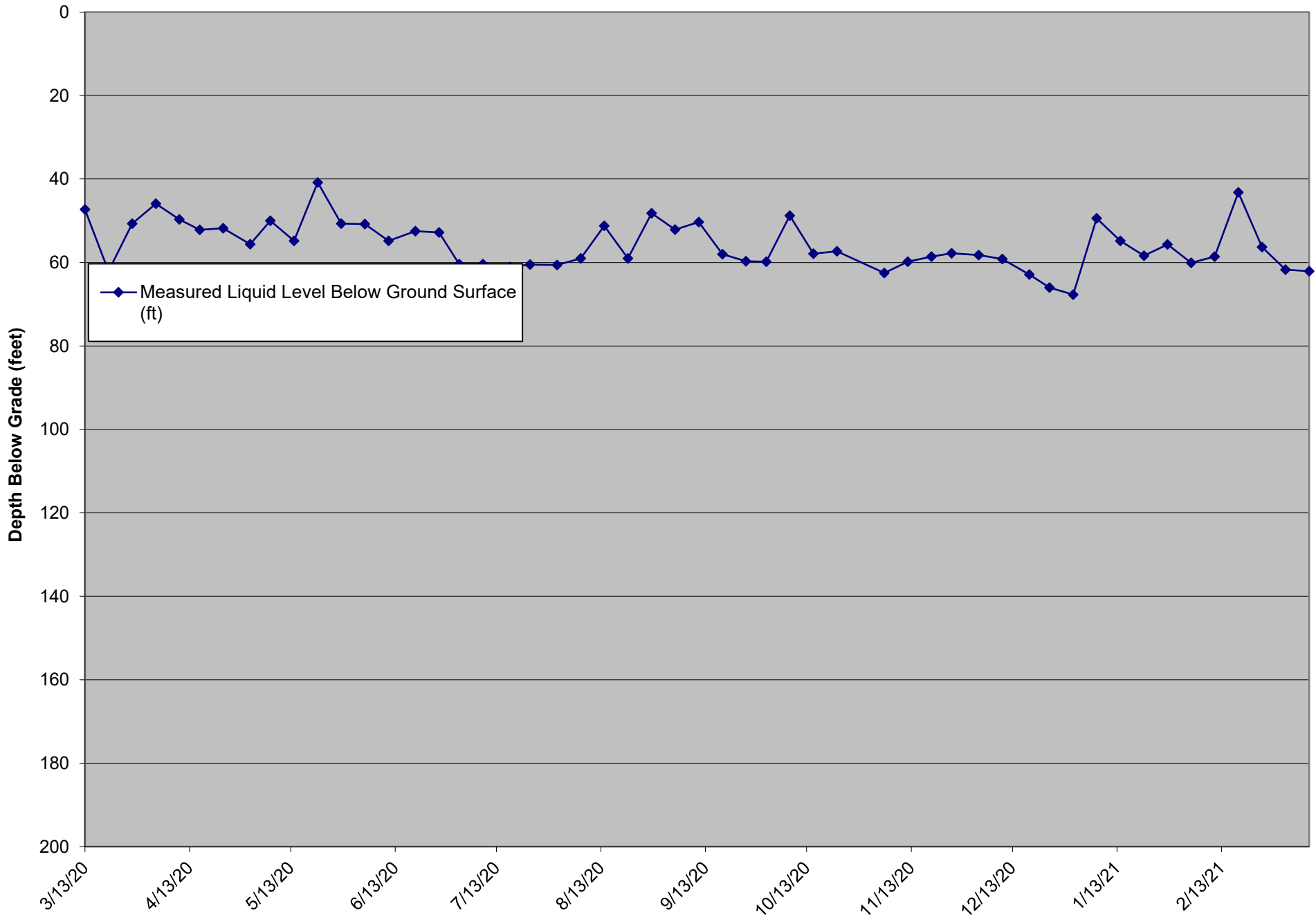


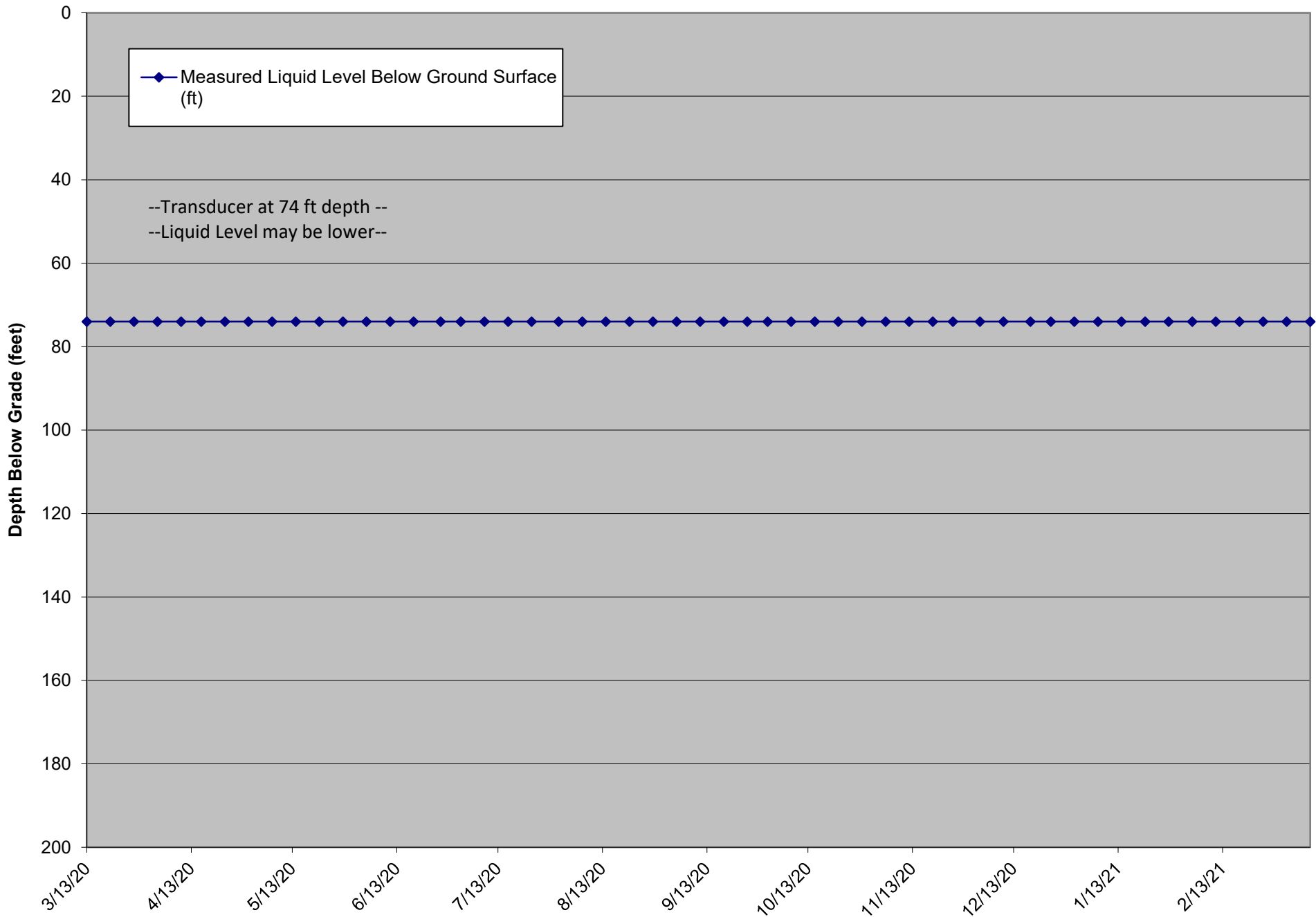
Station	Date	Time	Level	Remarks
1				
2				
3				
4				
5				
6				
7				
8				
9				
10				
11				
12				
13				
14				
15				
16				
17				
18				
19				
20				
21				
22				
23				
24				
25				
26				
27				
28				
29				
30				
31				
32				
33				
34				
35				
36				
37				
38				
39				
40				
41				
42				
43				
44				
45				
46				
47				
48				
49				
50				
51				
52				
53				
54				
55				
56				
57				
58				
59				
60				
61				
62				
63				
64				
65				
66				
67				
68				
69				
70				
71				
72				
73				
74				
75				
76				
77				
78				
79				
80				
81				
82				
83				
84				
85				
86				
87				
88				
89				
90				
91				
92				
93				
94				
95				
96				
97				
98				
99				
100				

LCS Number	Date Reading Collected	Measured Liquid Level Below Ground Surface (ft)	Transducer Depth from Top of Casing (Ft.)	Well Total Depth from Top of Casing (Ft.) (Ft. MSL)	Elevation of Leachate (Ft. MSL)	Pump on during measurement? (Y/N)	Liquid level meter used	Comments
LCS-3D	3/13/20	47.3	N/A	140		Y	Heron Dipper T	Pump operational; liquid level measured manually
LCS-3D	3/20/20	62.1	N/A	140		Y	Heron Dipper T	Pump operational; liquid level measured manually
LCS-3D	3/27/20	50.7	N/A	140		Y	Heron Dipper T	Pump operational; liquid level measured manually
LCS-3D	4/3/20	45.9	N/A	140		Y	Heron Dipper T	Pump operational; liquid level measured manually
LCS-3D	4/10/20	49.7	N/A	140		Y	Heron Dipper T	Pump operational; liquid level measured manually
LCS-3D	4/16/20	52.2	N/A	140		Y	Heron Dipper T	Pump operational; liquid level measured manually
LCS-3D	4/23/20	51.8	N/A	140		Y	Heron Dipper T	Pump operational; liquid level measured manually
LCS-3D	5/1/20	55.6	N/A	140		Y	Heron Dipper T	Pump operational; liquid level measured manually
LCS-3D	5/7/20	50.0	N/A	140		Y	Heron Dipper T	Pump operational; liquid level measured manually
LCS-3D	5/14/20	54.8	N/A	140		Y	Heron Dipper T	Pump operational; liquid level measured manually
LCS-3D	5/21/20	40.8	N/A	140		Y	Heron Dipper T	Pump operational; liquid level measured manually
LCS-3D	5/28/20	50.7	N/A	140		Y	Heron Dipper T	Pump operational; liquid level measured manually
LCS-3D	6/4/20	50.8	N/A	140		Y	Heron Dipper T	Pump operational; liquid level measured manually
LCS-3D	6/11/20	54.8	N/A	140		Y	Heron Dipper T	Pump operational; liquid level measured manually
LCS-3D	6/19/20	52.5	N/A	140		Y	Heron Dipper T	Pump operational; liquid level measured manually
LCS-3D	6/26/20	52.8	N/A	140		Y	Heron Dipper T	Pump operational; liquid level measured manually
LCS-3D	7/2/20	60.4	N/A	140		Y	Heron Dipper T	Pump operational; liquid level measured manually
LCS-3D	7/9/20	60.4	N/A	140		Y	Heron Dipper T	Pump operational; liquid level measured manually
LCS-3D	7/17/20	61.1	N/A	140		Y	Heron Dipper T	Pump operational; liquid level measured manually
LCS-3D	7/23/20	60.5	N/A	140		Y	Heron Dipper T	Pump operational; liquid level measured manually
LCS-3D	7/31/20	60.6	N/A	140		Y	Heron Dipper T	Pump operational; liquid level measured manually
LCS-3D	8/7/20	59.0	N/A	140		Y	Heron Dipper T	Pump operational; liquid level measured manually
LCS-3D	8/14/20	51.2	N/A	140		Y	Heron Dipper T	Pump operational; liquid level measured manually
LCS-3D	8/21/20	59.0	N/A	140		Y	Heron Dipper T	Pump operational; liquid level measured manually
LCS-3D	8/28/20	48.2	N/A	140		Y	Heron Dipper T	Pump operational; liquid level measured manually
LCS-3D	9/4/20	52.1	N/A	140		Y	Heron Dipper T	Pump operational; liquid level measured manually
LCS-3D	9/11/20	50.3	N/A	140		Y	Heron Dipper T	Pump operational; liquid level measured manually
LCS-3D	9/18/20	58.0	N/A	140		Y	Heron Dipper T	Pump operational; liquid level measured manually
LCS-3D	9/25/20	59.7	N/A	140		Y	Heron Dipper T	Pump operational; liquid level measured manually
LCS-3D	10/1/20	59.8	N/A	140		Y	Heron Dipper T	Pump operational; liquid level measured manually
LCS-3D	10/8/20	48.8	N/A	140		Y	Heron Dipper T	Pump operational; liquid level measured manually
LCS-3D	10/15/20	57.9	N/A	140		Y	Heron Dipper T	Pump operational; liquid level measured manually
LCS-3D	10/22/20	57.3	N/A	140		Y	Heron Dipper T	Pump operational; liquid level measured manually
LCS-3D	11/5/20	62.5	N/A	140		Y	Heron Dipper T	Pump operational; liquid level measured manually
LCS-3D	11/12/20	59.8	N/A	140		Y	Heron Dipper T	Pump operational; liquid level measured manually
LCS-3D	11/19/20	58.6	N/A	140		Y	Heron Dipper T	Pump operational; liquid level measured manually
LCS-3D	11/25/20	57.8	N/A	140		Y	Heron Dipper T	Pump operational; liquid level measured manually
LCS-3D	12/3/20	58.2	N/A	140		Y	Heron Dipper T	Pump operational; liquid level measured manually
LCS-3D	12/10/20	59.2	N/A	140		Y	Heron Dipper T	The pump in LCS-3D was non-operational on 12/10/20 after the liquid level measurement. Pump repairs are scheduled to be completed on 12/14/20.
LCS-3D	12/18/20	62.9	N/A	140		Y	Heron Dipper T	The pump in LCS-3D was non-operational on 12/10/20 after the liquid level measurement. Pump repairs were completed on 12/14/20. The pump was fully operational for the rest of the reporting period.
LCS-3D	12/24/20	66.0	N/A	140		Y	Heron Dipper T	Pump operational; liquid level measured manually
LCS-3D	12/31/20	67.7	N/A	140		Y	Heron Dipper T	Pump operational; liquid level measured manually
LCS-3D	1/7/21	49.4	N/A	140		N	Heron Dipper T	The pump in LCS-3D was non-operational from 1/3/21 - 1/7/21. The pump was repaired and became fully operational on 1/8/21.
LCS-3D	1/14/21	54.8	N/A	140		Y	Heron Dipper T	The pump in LCS-3D was non-operational from 1/11/21 - 1/13/21. The pump was repaired and became fully operational on 1/14/21.
LCS-3D	1/21/21	58.4	N/A	140		Y	Heron Dipper T	Pump operational; liquid level measured manually
LCS-3D	1/28/21	55.7	N/A	140		Y	Heron Dipper T	Pump operational; liquid level measured manually
LCS-3D	2/4/21	60.1	N/A	140		Y	Heron Dipper T	Pump operational; liquid level measured manually
LCS-3D	2/11/21	58.6	N/A	140		Y	Heron Dipper T	Liquid level measured manually. The LCS-3D pump was non-operational on 2/12/21 due to a frozen forcemain. The forcemain was frozen the remainder of the weekly reporting period.
LCS-3D	2/18/21	43.2	N/A	140		N	Heron Dipper T	Liquid level measured manually. The LCS-3D pump was non-operational since 2/12/21 due to a frozen forcemain. The forcemain was frozen the entirety of the weekly reporting period.
LCS-3D	2/25/21	56.3	N/A	140		Y	Heron Dipper T	Liquid level measured manually. The LCS-3D pump was non-operational on 2/12/21 due to a frozen forcemain. The pump became operational again on 2/23/21.
LCS-3D	3/4/21	61.7	N/A	140		Y	Heron Dipper T	Pump operational; liquid level measured manually
LCS-3D	3/11/21	62.1	N/A	140		Y	Heron Dipper T	Pump operational; liquid level measured manually

LCS-3D Liquid Level Below Ground Surface

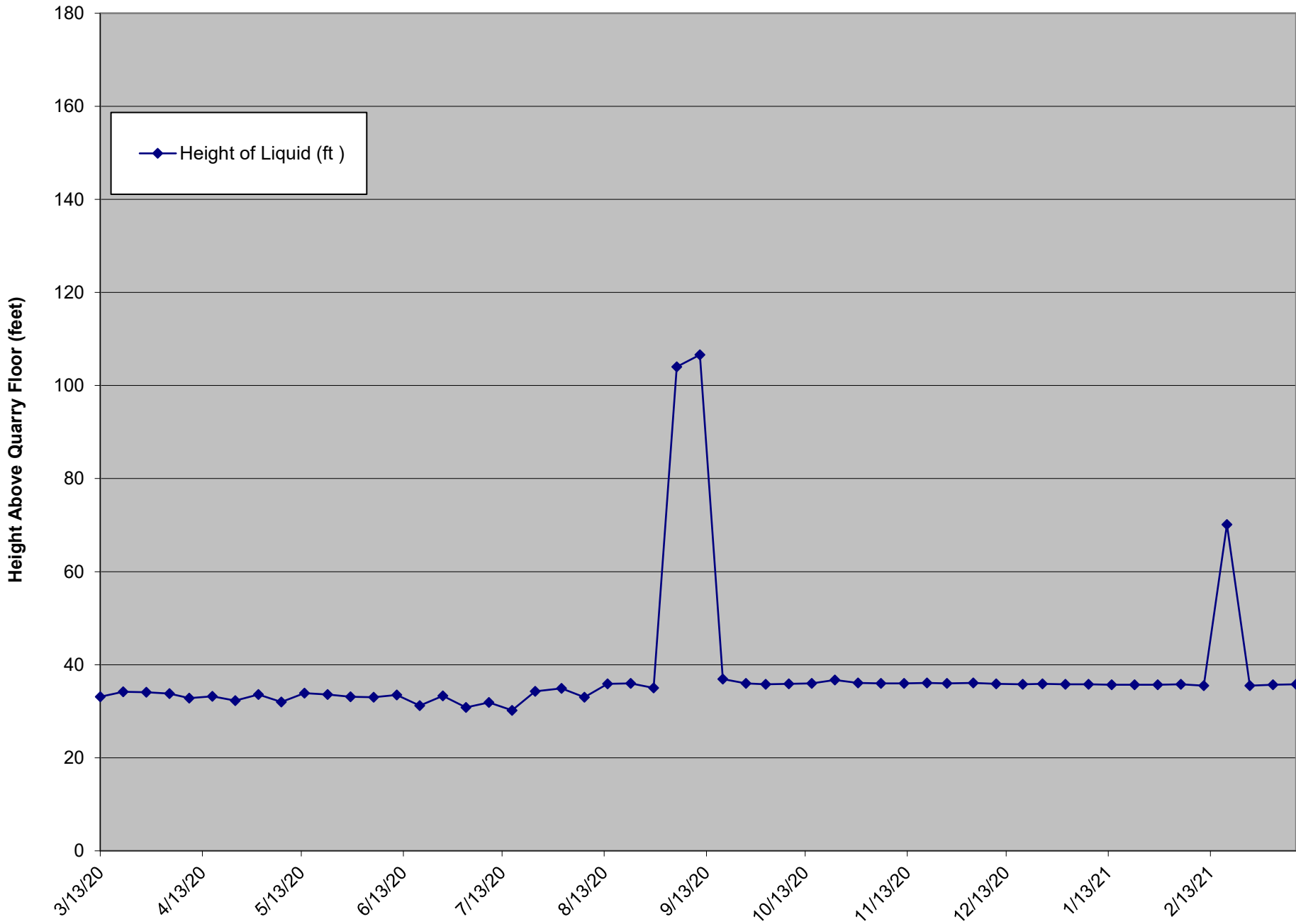


LCS-4B Liquid Level Below Ground Surface



LCS Number	Date Reading Collected	Measured Liquid Level Above Transducer (FL)	Transducer Height above Floor of Quarry (Ft.)	Base of Sump Elevation (Ft. MSL)	Height of Liquid (ft)	Elevation of Leachate (Ft. MSL)	Pump on during measurement? (Y/N)	Liquid level meter used	Comments
LCS- 5B	3/13/20	11.2	21.9	235.3	33.1	268.40	Y	Dedicated Transducer	
LCS- 5B	3/20/20	12.3	21.9	235.3	34.2	269.50	Y	Dedicated Transducer	
LCS- 5B	3/27/20	12.2	21.9	235.3	34.1	269.40	Y	Dedicated Transducer	
LCS- 5B	4/3/20	11.9	21.9	235.3	33.8	269.10	Y	Dedicated Transducer	
LCS- 5B	4/9/20	10.9	21.9	235.3	32.8	268.10	Y	Dedicated Transducer	
LCS- 5B	4/16/20	11.3	21.9	235.3	33.2	268.50	Y	Dedicated Transducer	
LCS- 5B	4/23/20	10.4	21.9	235.3	32.3	267.60	Y	Dedicated Transducer	
LCS- 5B	4/30/20	11.7	21.9	235.3	33.6	268.90	Y	Dedicated Transducer	
LCS- 5B	5/7/20	10.1	21.9	235.3	32.0	267.30	Y	Dedicated Transducer	
LCS- 5B	5/14/20	12.0	21.9	235.3	33.9	269.20	Y	Dedicated Transducer	
LCS- 5B	5/21/20	11.7	21.9	235.3	33.6	268.90	Y	Dedicated Transducer	
LCS- 5B	5/28/20	11.2	21.9	235.3	33.1	268.40	Y	Dedicated Transducer	
LCS- 5B	6/4/20	11.1	21.9	235.3	33.0	268.30	Y	Dedicated Transducer	
LCS- 5B	6/11/20	11.6	21.9	235.3	33.5	268.80	Y	Dedicated Transducer	
LCS- 5B	6/18/20	9.3	21.9	235.3	31.2	266.50	Y	Dedicated Transducer	
LCS- 5B	6/25/20	11.4	21.9	235.3	33.3	268.60	Y	Dedicated Transducer	
LCS- 5B	7/2/20	8.9	21.9	235.3	30.8	266.10	Y	Dedicated Transducer	
LCS- 5B	7/9/20	10.0	21.9	235.3	31.9	267.20	Y	Dedicated Transducer	
LCS- 5B	7/16/20	8.3	21.9	235.3	30.2	265.50	Y	Dedicated Transducer	
LCS- 5B	7/23/20	12.4	21.9	235.3	34.3	269.60	Y	Dedicated Transducer	
LCS- 5B	7/31/20	13.0	21.9	235.3	34.9	270.20	Y	Dedicated Transducer	
LCS- 5B	8/7/20	11.1	21.9	235.3	33.0	268.30	Y	Dedicated Transducer	
LCS- 5B	8/14/20	14.0	21.9	235.3	35.9	271.20	Y	Dedicated Transducer	
LCS- 5B	8/21/20	14.1	21.9	235.3	36.0	271.30	Y	Dedicated Transducer	
LCS- 5B	8/28/20	13.1	21.9	235.3	35.0	270.30	Y	Dedicated Transducer	
LCS- 5B	9/4/20	82.1	21.9	235.3	104.0	339.30	N	Dedicated Transducer	The LCS-5B pump was turned off on 8/31/20 for forcemain repairs. Forcemain repairs are anticipated to be completed the week of 9/7/20.
LCS- 5B	9/11/20	84.7	21.9	235.3	106.6	341.90	N	Dedicated Transducer	The LCS-5B pump was turned off on 8/31/20 for forcemain repairs. Forcemain repairs are anticipated to be completed the week of 9/7/20.
LCS- 5B	9/18/20	15.0	21.9	235.3	36.9	272.20	Y	Dedicated Transducer	The LCS-5B pump was replaced on 9/17/20 and was fully operational.
LCS- 5B	9/25/20	14.1	21.9	235.3	36.0	271.30	Y	Dedicated Transducer	The LCS-5B transducer was found to be non-operational on 9/21/20. The transducer was replaced on 9/24/20 and was fully operational.
LCS- 5B	10/1/20	13.9	21.9	235.3	35.8	271.10	Y	Dedicated Transducer	
LCS- 5B	10/8/20	14.0	21.9	235.3	35.9	271.20	Y	Dedicated Transducer	
LCS- 5B	10/15/20	14.1	21.9	235.3	36.0	271.30	Y	Dedicated Transducer	
LCS- 5B	10/22/20	14.8	21.9	235.3	36.7	272.00	Y	Dedicated Transducer	
LCS- 5B	10/29/20	14.2	21.9	235.3	36.1	271.40	Y	Dedicated Transducer	
LCS- 5B	11/5/20	14.1	21.9	235.3	36.0	271.30	Y	Dedicated Transducer	
LCS- 5B	11/12/20	14.1	21.9	235.3	36.0	271.30	Y	Dedicated Transducer	
LCS- 5B	11/19/20	14.2	21.9	235.3	36.1	271.40	Y	Dedicated Transducer	
LCS- 5B	11/25/20	14.1	21.9	235.3	36.0	271.30	Y	Dedicated Transducer	
LCS- 5B	12/3/20	14.2	21.9	235.3	36.1	271.40	Y	Dedicated Transducer	
LCS- 5B	12/10/20	14.0	21.9	235.3	35.9	271.20	Y	Dedicated Transducer	
LCS- 5B	12/18/20	13.9	21.9	235.3	35.8	271.10	Y	Dedicated Transducer	
LCS- 5B	12/24/20	14.0	21.9	235.3	35.9	271.20	Y	Dedicated Transducer	
LCS- 5B	12/31/20	13.9	21.9	235.3	35.8	271.10	Y	Dedicated Transducer	
LCS- 5B	1/7/21	13.9	21.9	235.3	35.8	271.10	Y	Dedicated Transducer	
LCS- 5B	1/14/21	13.8	21.9	235.3	35.7	271.00	Y	Dedicated Transducer	
LCS- 5B	1/21/21	13.8	21.9	235.3	35.7	271.00	Y	Dedicated Transducer	
LCS- 5B	1/28/21	13.8	21.9	235.3	35.7	271.00	Y	Dedicated Transducer	
LCS- 5B	2/4/21	13.9	21.9	235.3	35.8	271.10	Y	Dedicated Transducer	
LCS- 5B	2/11/21	13.6	21.9	235.3	35.5	270.80	Y	Dedicated Transducer	
LCS- 5B	2/18/21	48.2	21.9	235.3	70.1	305.40	N	Dedicated Transducer	The pump in LCS-5B was non-operational on 2/15/21 due to a frozen forcemain. The forcemain was frozen the entirety of the weekly reporting period.
LCS- 5B	2/25/21	13.6	21.9	235.3	35.5	270.80	Y	Dedicated Transducer	The pump in LCS-5B was non-operational on 2/15/21 due to a frozen forcemain. The pump became operational again on 2/25/21.
LCS- 5B	3/4/21	13.8	21.9	235.3	35.7	271.00	Y	Dedicated Transducer	
LCS- 5B	3/11/21	13.9	21.9	235.3	35.8	271.10	Y	Dedicated Transducer	

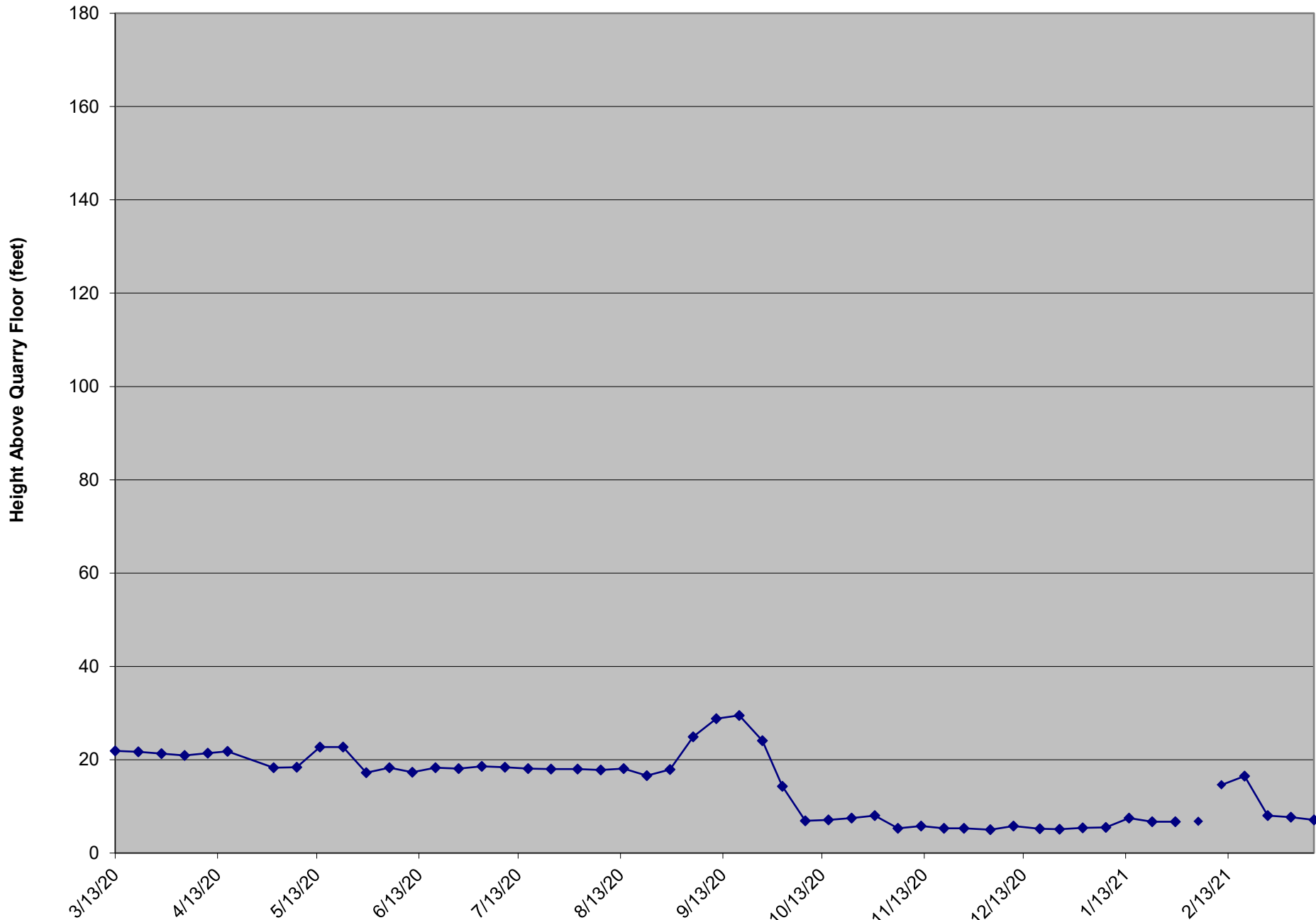
LCS-5B Liquid Level Above Quarry Floor



*The LCS-5B pump was turned off on 8/31/20 for foremain repairs leading to an increase in liquid level. The pump was replaced on 9/17/20.

LCS Number	Date Reading Collected	v	Transducer Height above Floor of Quarry (Ft.)	Base of Sump Elevation (Ft. MSL)	Height of Liquid (ft)	Elevation of Leachate (Ft. MSL)	Pump on during measurement? (Y/N)	Liquid level meter used	Comments	
LCS- 6B	3/13/20	12.5	9.4	429.52	21.9	451.42	Y	Dedicated Transducer	The LCS-6B transducer was replaced on 3/11/20 and the pump became fully operational. The LCS-6B pump was observed to be non-operational on 3/12/20. The LCS-6B pump was replaced on 3/13/20. LCS-6B became fully operational on 3/13/20.	
LCS- 6B	3/20/20	12.3	9.4	429.52	21.7	451.22	Y	Dedicated Transducer		
LCS- 6B	3/27/20	11.9	9.4	429.52	21.3	450.82	Y	Dedicated Transducer		
LCS- 6B	4/3/20	11.5	9.4	429.52	20.9	450.42	Y	Dedicated Transducer		
LCS- 6B	4/10/20	12.0	9.4	429.52	21.4	450.92	Y	Dedicated Transducer		
LCS- 6B	4/16/20	12.4	9.4	429.52	21.8	451.32	Y	Dedicated Transducer		
LCS- 6B	4/23/20		9.4	429.52			Y	Dedicated Transducer	The LCS-6B VFD was observed to be non-operational on 4/23/20. The VFD was replaced on 4/23/20 and LCS-6B became fully operational. A level sensor reading was not collected during the weekly reporting period due to VFD communication loss with the site's SCADA system.	
LCS- 6B	4/30/20	8.9	9.4	429.52	18.3	447.82	Y	Dedicated Transducer		
LCS- 6B	5/7/20	9.0	9.4	429.52	18.4	447.92	Y	Dedicated Transducer		
LCS- 6B	5/14/20	13.3	9.4	429.52	22.7	452.22	Y	Dedicated Transducer		
LCS- 6B	5/21/20	13.3	9.4	429.52	22.7	452.22	Y	Dedicated Transducer		
LCS- 6B	5/28/20	7.8	9.4	429.52	17.2	446.72	Y	Dedicated Transducer		
LCS- 6B	6/4/20	8.9	9.4	429.52	18.3	447.82	Y	Dedicated Transducer		
LCS- 6B	6/11/20	7.9	9.4	429.52	17.3	446.82	Y	Dedicated Transducer		
LCS- 6B	6/18/20	8.9	9.4	429.52	18.3	447.82	Y	Dedicated Transducer		
LCS- 6B	6/25/20	8.7	9.4	429.52	18.1	447.62	Y	Dedicated Transducer		
LCS- 6B	7/2/20	9.2	9.4	429.52	18.6	448.12	Y	Dedicated Transducer		
LCS- 6B	7/9/20	9.0	9.4	429.52	18.4	447.92	Y	Dedicated Transducer		
LCS- 6B	7/16/20	8.7	9.4	429.52	18.1	447.62	Y	Dedicated Transducer		
LCS- 6B	7/23/20	8.6	9.4	429.52	18.0	447.52	Y	Dedicated Transducer		
LCS- 6B	7/31/20	8.6	9.4	429.52	18.0	447.52	Y	Dedicated Transducer		
LCS- 6B	8/7/20	8.4	9.4	429.52	17.8	447.32	Y	Dedicated Transducer		
LCS- 6B	8/14/20	8.7	9.4	429.52	18.1	447.62	Y	Dedicated Transducer		
LCS- 6B	8/21/20	7.2	9.4	429.52	16.6	446.12	Y	Dedicated Transducer		
LCS- 6B	8/28/20	8.5	9.4	429.52	17.9	447.42	Y	Dedicated Transducer		
LCS- 6B	9/4/20	15.5	9.4	429.52	24.9	454.42	N	Dedicated Transducer		The LCS-6B pump was turned off on 8/31/20 for forcemain repairs. Forcemain repairs are anticipated to be completed the week of 9/7/20.
LCS- 6B	9/11/20	19.4	9.4	429.52	28.8	458.32	N	Dedicated Transducer		The LCS-6B pump was turned off on 8/31/20 for forcemain repairs. Forcemain repairs are anticipated to be completed the week of 9/7/20.
LCS- 6B	9/18/20	20.1	9.4	429.52	29.5	459.02	N	Dedicated Transducer	The LCS-6B pump was turned off on 8/31/20 for forcemain repairs. Forcemain repairs were completed on 9/9/20. The pump in LCS-6B was non-operational when attempts were made to turn it back on after forcemain repairs. Pump repairs are tentatively scheduled for the week of 9/21/20.	
LCS- 6B	9/25/20	N/A	N/A	429.52	24.1	453.62	N	Heron Dipper T	The LCS-6B pump was turned off on 8/31/20 for forcemain repairs. Forcemain repairs were completed on 9/9/20. The pump in LCS-6B was non-operational when attempts were made to turn it back on after forcemain repairs. The electric pump in LCS-6B will be converted to a pneumatic pump the week of 9/28/20. Liquid level was measured manually.	
LCS- 6B	10/1/20	N/A	N/A	429.52	14.3	443.82	Y	Heron Dipper T	The electric pump in LCS-6B was converted to a pneumatic pump on 9/30/20. Liquid level was measured manually.	
LCS- 6B	10/8/20	N/A	N/A	429.52	6.9	436.42	Y	Heron Dipper T		
LCS- 6B	10/15/20	N/A	N/A	429.52	7.1	436.62	Y	Heron Dipper T		
LCS- 6B	10/22/20	N/A	N/A	429.52	7.5	437.02	Y	Heron Dipper T		
LCS- 6B	10/29/20	N/A	N/A	429.52	8.0	437.52	Y	Heron Dipper T		
LCS- 6B	11/5/20	N/A	N/A	429.52	5.3	434.82	Y	Heron Dipper T		
LCS- 6B	11/12/20	N/A	N/A	429.52	5.8	435.32	Y	Heron Dipper T		
LCS- 6B	11/19/20	N/A	N/A	429.52	5.3	434.82	Y	Heron Dipper T		
LCS- 6B	11/25/20	N/A	N/A	429.52	5.3	434.82	Y	Heron Dipper T		
LCS- 6B	12/3/20	N/A	N/A	429.52	5.0	434.52	Y	Heron Dipper T		
LCS- 6B	12/10/20	N/A	N/A	429.52	5.8	435.32	Y	Heron Dipper T		
LCS- 6B	12/18/20	N/A	N/A	429.52	5.2	434.72	Y	Heron Dipper T		
LCS- 6B	12/24/20	N/A	N/A	429.52	5.1	434.62	Y	Heron Dipper T		
LCS- 6B	12/31/20	N/A	N/A	429.52	5.4	434.92	Y	Heron Dipper T		
LCS- 6B	1/7/21	N/A	N/A	429.52	5.5	435.02	Y	Heron Dipper T	Pump operational; liquid level measured manually	
LCS- 6B	1/14/21	N/A	N/A	429.52	7.5	437.02	Y	Heron Dipper T	Pump operational; liquid level measured manually	
LCS- 6B	1/21/21	N/A	N/A	429.52	6.7	436.22	Y	Heron Dipper T	Pump operational; liquid level measured manually	
LCS- 6B	1/28/21	N/A	N/A	429.52	6.7	436.22	Y	Heron Dipper T	Pump operational; liquid level measured manually	
LCS- 6B	2/4/21	N/A	N/A	429.52	6.8	436.32	Y	Heron Dipper T	Pump operational; liquid level measured manually	
LCS- 6B	2/11/21	N/A	N/A	429.52	14.6	444.12	N	Heron Dipper T	The LCS-6B pump was non-operational on 2/9/21 due to a frozen forcemain. The forcemain was frozen the remainder of the weekly reporting period.	
LCS- 6B	2/18/21	N/A	N/A	429.52	16.5	446.02	N	Heron Dipper T	The LCS-6B pump was non-operational since 2/9/21 due to a frozen forcemain. The forcemain was frozen the entirety of the weekly reporting period.	
LCS- 6B	2/25/21	N/A	N/A	429.52	8.0	437.52	Y	Heron Dipper T	The LCS-6B pump was non-operational on 2/9/21 due to a frozen forcemain. The pump became operational again on 2/22/21	
LCS- 6B	3/4/21	N/A	N/A	429.52	7.7	437.22	Y	Heron Dipper T	Pump operational; liquid level measured manually	
LCS- 6B	3/11/21	N/A	N/A	429.52	7.1	436.62	Y	Heron Dipper T	Pump operational; liquid level measured manually	

LCS-6B Liquid Level Above Quarry Floor



The VFD was observed to be non-operational on 4/23/20, it was replaced on 4/23/20, however the level sensor reading was not taken due to VFD communication loss with SCADA. The LCS-6B pump was turned off on 8/31/20 for forcemain repairs leading to an increase in liquid level. The electric pump was converted to a pneumatic pump on 9/30/20.