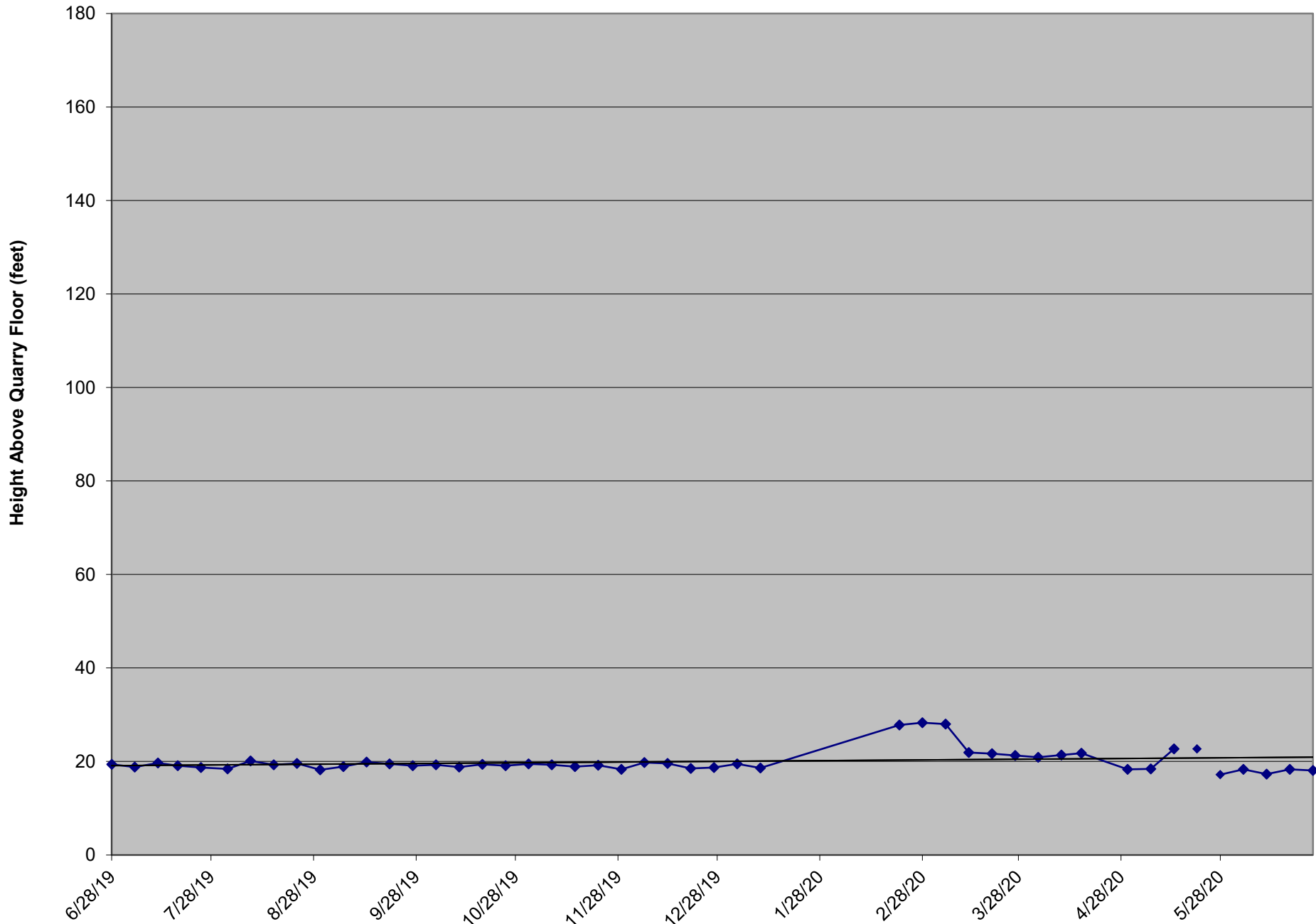


# LCS-6B Liquid Level Above Quarry Floor



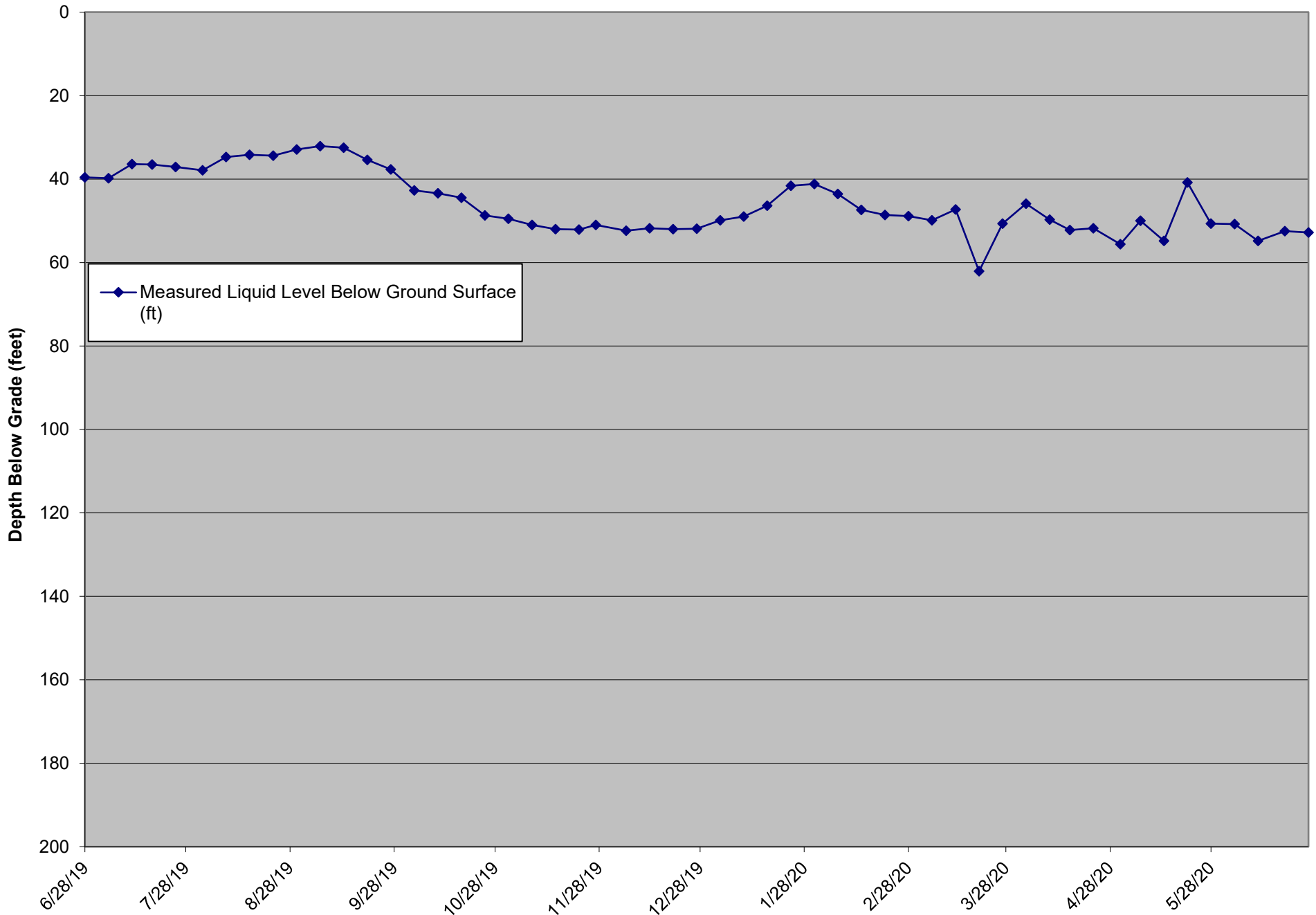
The transducer became non-operational on 1/13/20. Liquid level was measured manually on 2/21/20, 2/28/20 and 3/6/20. The transducer became operational on 3/13/20. The VFD was observed to be non-operational on 4/23/20, it was replaced on 4/23/20, however the level sensor reading was not taken due to VFD communication loss with SCADA.





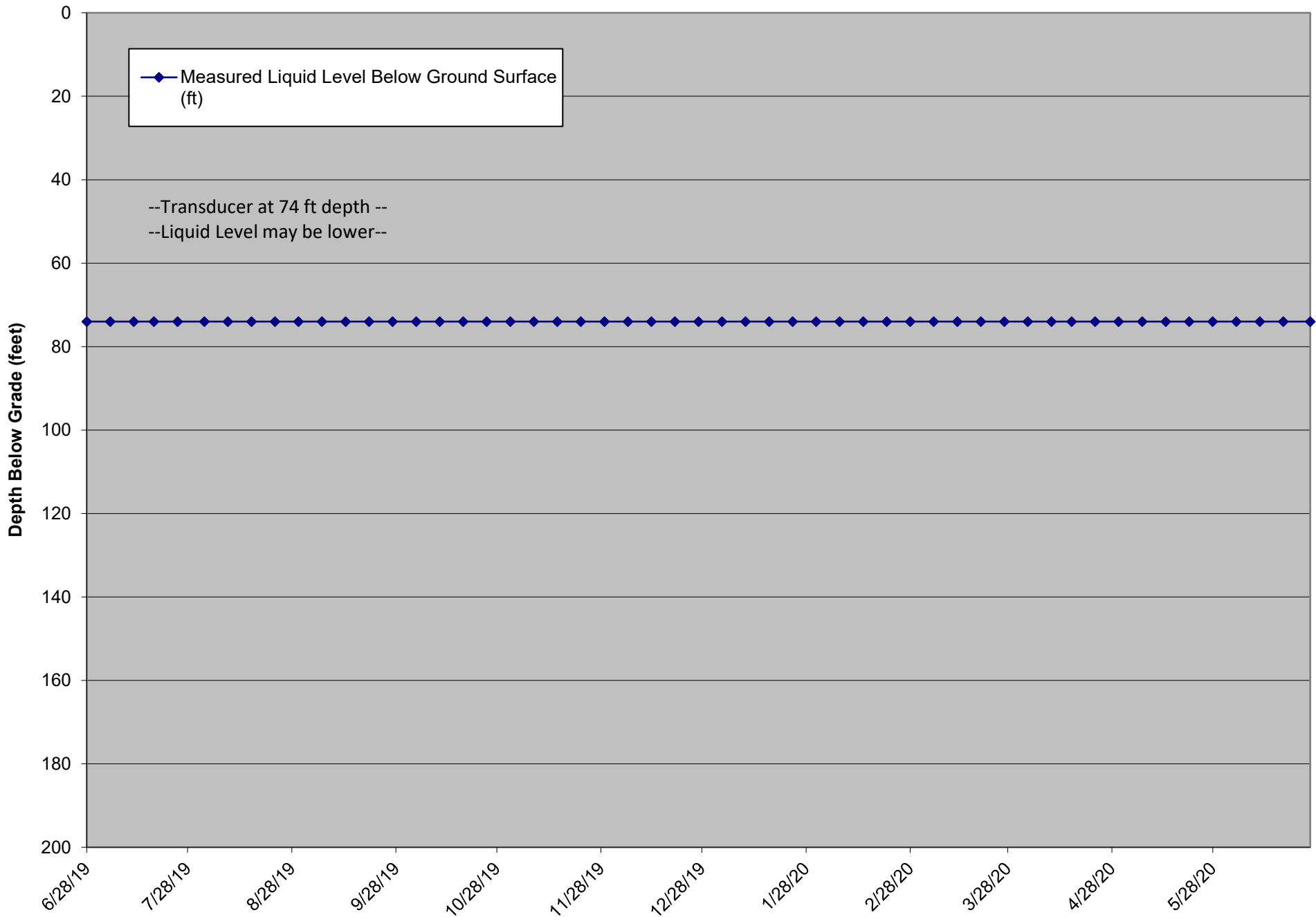
LCS Number	Date Reading Collected	Measured Liquid Level Below Ground Surface (ft)	Transducer Depth from Top of Casing (Ft.)	Well Total Depth from Top of Casing (Ft.) (Ft. MSL)	Elevation of Leachate (Ft. MSL)	Pump on during measurement? (Y/N)	Liquid level meter used	Comments
LCS-3D	6/28/19	39.6	N/A	140		Y	Heron Dipper T	Pump operational; liquid level measured manually
LCS-3D	7/5/19	39.8	N/A	140		Y	Heron Dipper T	Pump operational; liquid level measured manually
LCS-3D	7/12/19	36.4	N/A	140		Y	Heron Dipper T	Pump operational; liquid level measured manually
LCS-3D	7/18/19	36.5	N/A	140		Y	Heron Dipper T	Pump operational; liquid level measured manually
LCS-3D	7/25/19	37.1	N/A	140		Y	Heron Dipper T	Pump operational; liquid level measured manually
LCS-3D	8/2/19	37.9	N/A	140		Y	Heron Dipper T	Pump operational; liquid level measured manually
LCS-3D	8/9/19	34.7	N/A	140		Y	Heron Dipper T	Pump operational; liquid level measured manually
LCS-3D	8/16/19	34.2	N/A	140		Y	Heron Dipper T	Pump operational; liquid level measured manually
LCS-3D	8/23/19	34.4	N/A	140		Y	Heron Dipper T	Pump operational; liquid level measured manually
LCS-3D	8/30/19	32.9	N/A	140		Y	Heron Dipper T	Pump operational; liquid level measured manually
LCS-3D	9/6/19	32.1	N/A	140		Y	Heron Dipper T	Pump operational; liquid level measured manually
LCS-3D	9/13/19	32.5	N/A	140		Y	Heron Dipper T	Pump operational; liquid level measured manually
LCS-3D	9/20/19	35.4	N/A	140		Y	Heron Dipper T	Pump operational; liquid level measured manually
LCS-3D	9/27/19	37.7	N/A	140		Y	Heron Dipper T	Pump operational; liquid level measured manually
LCS-3D	10/4/19	42.7	N/A	140		Y	Heron Dipper T	Pump operational; liquid level measured manually
LCS-3D	10/11/19	43.4	N/A	140		Y	Heron Dipper T	Pump operational; liquid level measured manually
LCS-3D	10/18/19	44.5	N/A	140		Y	Heron Dipper T	Pump operational; liquid level measured manually
LCS-3D	10/25/19	48.7	N/A	140		Y	Heron Dipper T	Pump operational; liquid level measured manually
LCS-3D	11/1/19	49.5	N/A	140		Y	Heron Dipper T	Pump operational; liquid level measured manually
LCS-3D	11/8/19	51.0	N/A	140		Y	Heron Dipper T	Pump operational; liquid level measured manually
LCS-3D	11/15/19	52.0	N/A	140		Y	Heron Dipper T	Pump operational; liquid level measured manually
LCS-3D	11/22/19	52.1	N/A	140		Y	Heron Dipper T	Pump operational; liquid level measured manually
LCS-3D	11/27/19	51.0	N/A	140		Y	Heron Dipper T	Pump operational; liquid level measured manually
LCS-3D	12/6/19	52.4	N/A	140		Y	Heron Dipper T	Pump operational; liquid level measured manually
LCS-3D	12/13/19	51.8	N/A	140		Y	Heron Dipper T	Pump operational; liquid level measured manually
LCS-3D	12/20/19	52.0	N/A	140		Y	Heron Dipper T	Pump operational; liquid level measured manually
LCS-3D	12/27/19	51.9	N/A	140		Y	Heron Dipper T	Pump operational; liquid level measured manually
LCS-3D	1/3/20	49.9	N/A	140		Y	Heron Dipper T	Pump operational; liquid level measured manually
LCS-3D	1/10/20	49.0	N/A	140		Y	Heron Dipper T	Pump operational; liquid level measured manually
LCS-3D	1/17/20	46.4	N/A	140		Y	Heron Dipper T	Pump operational; liquid level measured manually
LCS-3D	1/24/20	41.6	N/A	140		Y	Heron Dipper T	Pump operational; liquid level measured manually
LCS-3D	1/31/20	41.2	N/A	140		Y	Heron Dipper T	Pump operational; liquid level measured manually
LCS-3D	2/7/20	43.6	N/A	140		Y	Heron Dipper T	Pump operational; liquid level measured manually
LCS-3D	2/14/20	47.4	N/A	140		Y	Heron Dipper T	Pump operational; liquid level measured manually
LCS-3D	2/21/20	48.6	N/A	140		Y	Heron Dipper T	Pump operational; liquid level measured manually
LCS-3D	2/28/20	48.9	N/A	140		Y	Heron Dipper T	Pump operational; liquid level measured manually
LCS-3D	3/6/20	49.9	N/A	140		Y	Heron Dipper T	Pump operational; liquid level measured manually
LCS-3D	3/13/20	47.3	N/A	140		Y	Heron Dipper T	Pump operational; liquid level measured manually
LCS-3D	3/20/20	62.1	N/A	140		Y	Heron Dipper T	Pump operational; liquid level measured manually
LCS-3D	3/27/20	50.7	N/A	140		Y	Heron Dipper T	Pump operational; liquid level measured manually
LCS-3D	4/3/20	45.9	N/A	140		Y	Heron Dipper T	Pump operational; liquid level measured manually
LCS-3D	4/10/20	49.7	N/A	140		Y	Heron Dipper T	Pump operational; liquid level measured manually
LCS-3D	4/16/20	52.2	N/A	140		Y	Heron Dipper T	Pump operational; liquid level measured manually
LCS-3D	4/23/20	51.8	N/A	140		Y	Heron Dipper T	Pump operational; liquid level measured manually
LCS-3D	5/1/20	55.6	N/A	140		Y	Heron Dipper T	Pump operational; liquid level measured manually
LCS-3D	5/7/20	50.0	N/A	140		Y	Heron Dipper T	Pump operational; liquid level measured manually
LCS-3D	5/14/20	54.8	N/A	140		Y	Heron Dipper T	Pump operational; liquid level measured manually
LCS-3D	5/21/20	40.8	N/A	140		Y	Heron Dipper T	Pump operational; liquid level measured manually
LCS-3D	5/28/20	50.7	N/A	140		Y	Heron Dipper T	Pump operational; liquid level measured manually
LCS-3D	6/4/20	50.8	N/A	140		Y	Heron Dipper T	Pump operational; liquid level measured manually
LCS-3D	6/11/20	54.8	N/A	140		Y	Heron Dipper T	Pump operational; liquid level measured manually
LCS-3D	6/19/20	52.5	N/A	140		Y	Heron Dipper T	Pump operational; liquid level measured manually
LCS-3D	6/26/20	52.8	N/A	140		Y	Heron Dipper T	Pump operational; liquid level measured manually

# LCS-3D Liquid Level Below Ground Surface





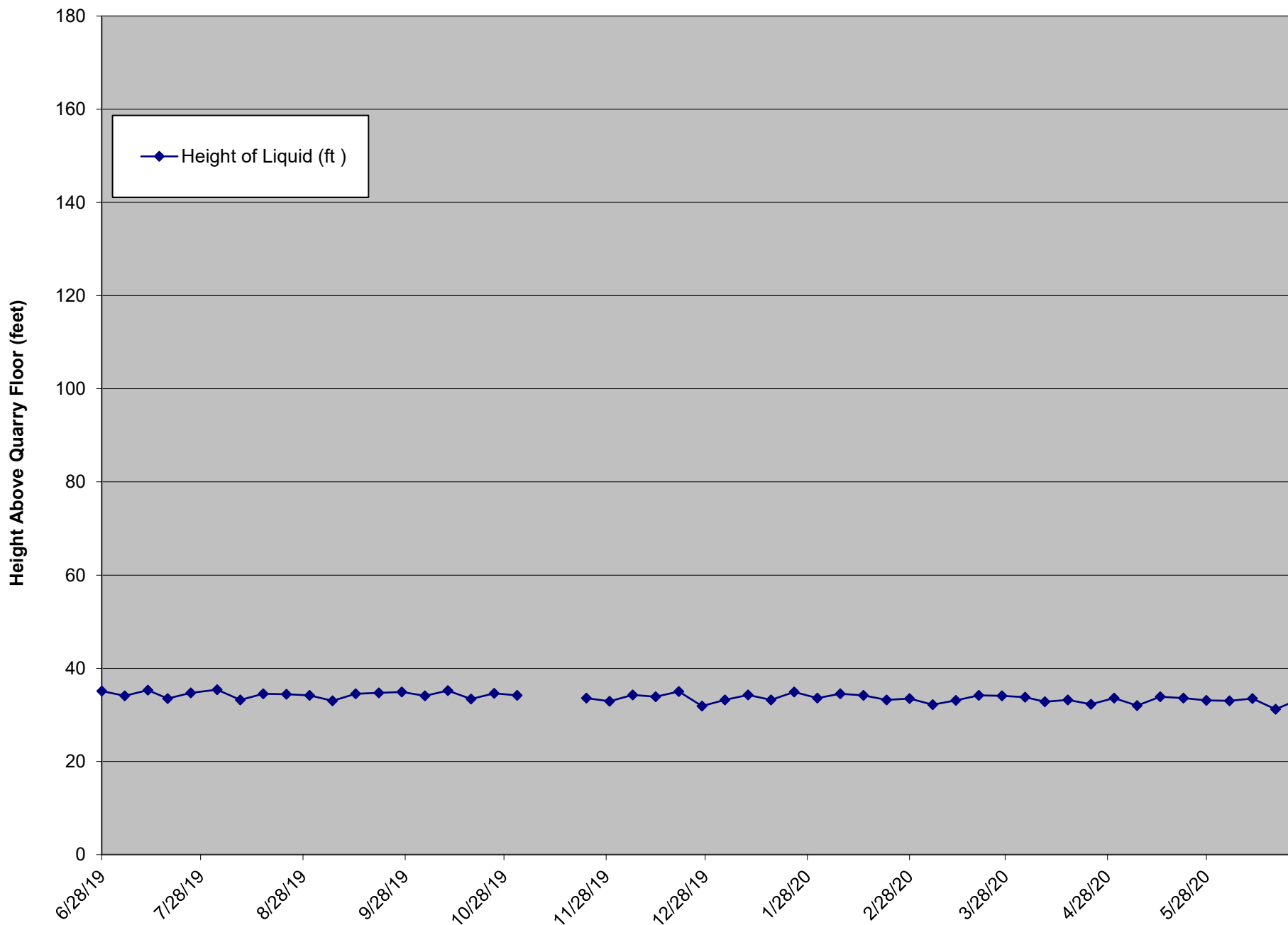
# LCS-4B Liquid Level Below Ground Surface



LCS Number	Date Reading Collected	Measured Liquid Level Above Transducer (FL)	Transducer Height above Floor of Quarry (Ft.)	Base of Sump Elevation (Ft. MSL)	Height of Liquid (ft )	Elevation of Leachate (Ft. MSL)	Pump on during measurement? (Y/N)	Liquid level meter used	Comments
LCS- 5B	6/28/19	13.2	21.9	235.3	35.1	270.40	Y	Dedicated Transducer	
LCS- 5B	7/5/19	12.2	21.9	235.3	34.1	269.40	Y	Dedicated Transducer	
LCS- 5B	7/12/19	13.4	21.9	235.3	35.3	270.60	Y	Dedicated Transducer	
LCS- 5B	7/18/19	11.6	21.9	235.3	33.5	268.80	Y	Dedicated Transducer	
LCS- 5B	7/25/19	12.8	21.9	235.3	34.7	270.00	Y	Dedicated Transducer	
LCS- 5B	8/2/19	13.5	21.9	235.3	35.4	270.70	Y	Dedicated Transducer	
LCS- 5B	8/9/19	11.3	21.9	235.3	33.2	268.50	Y	Dedicated Transducer	
LCS- 5B	8/16/19	12.6	21.9	235.3	34.5	269.80	Y	Dedicated Transducer	
LCS- 5B	8/23/19	12.5	21.9	235.3	34.4	269.70	Y	Dedicated Transducer	
LCS- 5B	8/30/19	12.3	21.9	235.3	34.2	269.50	Y	Dedicated Transducer	
LCS- 5B	9/6/19	11.1	21.9	235.3	33.0	268.30	Y	Dedicated Transducer	
LCS- 5B	9/13/19	12.6	21.9	235.3	34.5	269.80	Y	Dedicated Transducer	
LCS- 5B	9/20/19	12.8	21.9	235.3	34.7	270.00	Y	Dedicated Transducer	
LCS- 5B	9/27/19	13.0	21.9	235.3	34.9	270.20	Y	Dedicated Transducer	
LCS- 5B	10/4/19	12.2	21.9	235.3	34.1	269.40	Y	Dedicated Transducer	
LCS- 5B	10/11/19	13.3	21.9	235.3	35.2	270.50	Y	Dedicated Transducer	
LCS- 5B	10/18/19	11.5	21.9	235.3	33.4	268.70	Y	Dedicated Transducer	
LCS- 5B	10/25/19	12.7	21.9	235.3	34.6	269.90	Y	Dedicated Transducer	
LCS- 5B	11/1/19	12.3	21.9	235.3	34.2	269.50	Y	Dedicated Transducer	
LCS- 5B	11/8/19		21.9	235.3		235.30	N	Dedicated Transducer	The transducer was observed to be non-operational on 11/6/19. Transducer replacement is scheduled on 11/13/19.
LCS- 5B	11/15/19		21.9	235.3		235.30	N	Dedicated Transducer	The transducer was observed to be non-operational on 11/6/19 and was replaced on 11/13/19. After transducer replacement, pump was non-operational due to suspected frozen forcemain section. Troubleshooting will continue the week of 11/18/19.
LCS- 5B	11/22/19	11.7	21.9	235.3	33.6	268.90	Y	Dedicated Transducer	The transducer was observed to be non-operational on 11/6/19 and was replaced on 11/13/19. After transducer replacement, pump was non-operational due to suspected frozen forcemain section. The pump and motor were replaced on 11/19/19 and LCS- 5B became fully operational.
LCS- 5B	11/29/19	11.0	21.9	235.3	32.9	268.20	Y	Dedicated Transducer	
LCS- 5B	12/6/19	12.4	21.9	235.3	34.3	269.60	Y	Dedicated Transducer	
LCS- 5B	12/13/19	12.0	21.9	235.3	33.9	269.20	Y	Dedicated Transducer	
LCS- 5B	12/20/19	13.1	21.9	235.3	35.0	270.30	Y	Dedicated Transducer	
LCS- 5B	12/27/19	10.0	21.9	235.3	31.9	267.20	Y	Dedicated Transducer	
LCS- 5B	1/3/20	11.3	21.9	235.3	33.2	268.50	Y	Dedicated Transducer	
LCS- 5B	1/10/20	12.4	21.9	235.3	34.3	269.60	Y	Dedicated Transducer	
LCS- 5B	1/17/20	11.3	21.9	235.3	33.2	268.50	Y	Dedicated Transducer	
LCS- 5B	1/24/20	13.0	21.9	235.3	34.9	270.20	Y	Dedicated Transducer	
LCS- 5B	1/31/20	11.7	21.9	235.3	33.6	268.90	Y	Dedicated Transducer	
LCS- 5B	2/7/20	12.6	21.9	235.3	34.5	269.80	Y	Dedicated Transducer	
LCS- 5B	2/14/20	12.3	21.9	235.3	34.2	269.50	Y	Dedicated Transducer	
LCS- 5B	2/21/20	11.3	21.9	235.3	33.2	268.50	Y	Dedicated Transducer	
LCS- 5B	2/28/20	11.6	21.9	235.3	33.5	268.80	Y	Dedicated Transducer	
LCS- 5B	3/6/20	10.3	21.9	235.3	32.2	267.50	Y	Dedicated Transducer	
LCS- 5B	3/13/20	11.2	21.9	235.3	33.1	268.40	Y	Dedicated Transducer	
LCS- 5B	3/20/20	12.3	21.9	235.3	34.2	269.50	Y	Dedicated Transducer	
LCS- 5B	3/27/20	12.2	21.9	235.3	34.1	269.40	Y	Dedicated Transducer	
LCS- 5B	4/3/20	11.9	21.9	235.3	33.8	269.10	Y	Dedicated Transducer	
LCS- 5B	4/9/20	10.9	21.9	235.3	32.8	268.10	Y	Dedicated Transducer	
LCS- 5B	4/16/20	11.3	21.9	235.3	33.2	268.50	Y	Dedicated Transducer	
LCS- 5B	4/23/20	10.4	21.9	235.3	32.3	267.60	Y	Dedicated Transducer	
LCS- 5B	4/30/20	11.7	21.9	235.3	33.6	268.90	Y	Dedicated Transducer	
LCS- 5B	5/7/20	10.1	21.9	235.3	32.0	267.30	Y	Dedicated Transducer	
LCS- 5B	5/14/20	12.0	21.9	235.3	33.9	269.20	Y	Dedicated Transducer	
LCS- 5B	5/21/20	11.7	21.9	235.3	33.6	268.90	Y	Dedicated Transducer	
LCS- 5B	5/28/20	11.2	21.9	235.3	33.1	268.40	Y	Dedicated Transducer	
LCS- 5B	6/4/20	11.1	21.9	235.3	33.0	268.30	Y	Dedicated Transducer	
LCS- 5B	6/11/20	11.6	21.9	235.3	33.5	268.80	Y	Dedicated Transducer	
LCS- 5B	6/18/20	9.3	21.9	235.3	31.2	266.50	Y	Dedicated Transducer	
LCS- 5B	6/25/20	11.4	21.9	235.3	33.3	268.60	Y	Dedicated Transducer	



### LCS-5B Liquid Level Above Quarry Floor



\*The transducer in LCS-5B was down from 11/6/19 to 11/19/19.

LCS Number	Date Reading Collected	v	Transducer Height above Floor of Quarry (Ft.)	Base of Sump Elevation (Ft. MSL)	Height of Liquid (ft.)	Elevation of Leachate (Ft. MSL)	Pump on during measurement? (Y/N)	Liquid level meter used	Comments
LCS-6B	6/28/19	10.0	9.4	429.52	19.4	448.92	Y	Dedicated Transducer	
LCS-6B	7/5/19	9.4	9.4	429.52	18.8	448.32	Y	Dedicated Transducer	
LCS-6B	7/12/19	10.3	9.4	429.52	19.7	449.22	Y	Dedicated Transducer	
LCS-6B	7/18/19	9.7	9.4	429.52	19.1	448.62	Y	Dedicated Transducer	
LCS-6B	7/25/19	9.3	9.4	429.52	18.7	448.22	Y	Dedicated Transducer	
LCS-6B	8/2/19	9.0	9.4	429.52	18.4	447.92	Y	Dedicated Transducer	
LCS-6B	8/9/19	10.7	9.4	429.52	20.1	449.62	Y	Dedicated Transducer	
LCS-6B	8/16/19	9.9	9.4	429.52	19.3	448.82	Y	Dedicated Transducer	
LCS-6B	8/23/19	10.2	9.4	429.52	19.6	449.12	Y	Dedicated Transducer	
LCS-6B	8/30/19	8.8	9.4	429.52	18.2	447.72	Y	Dedicated Transducer	
LCS-6B	9/6/19	9.5	9.4	429.52	18.9	448.42	Y	Dedicated Transducer	
LCS-6B	9/13/19	10.5	9.4	429.52	19.9	449.42	Y	Dedicated Transducer	
LCS-6B	9/20/19	10.1	9.4	429.52	19.5	449.02	Y	Dedicated Transducer	
LCS-6B	9/27/19	9.7	9.4	429.52	19.1	448.62	Y	Dedicated Transducer	
LCS-6B	10/4/19	9.9	9.4	429.52	19.3	448.82	Y	Dedicated Transducer	
LCS-6B	10/11/19	9.4	9.4	429.52	18.8	448.32	Y	Dedicated Transducer	
LCS-6B	10/18/19	10.0	9.4	429.52	19.4	448.92	Y	Dedicated Transducer	
LCS-6B	10/25/19	9.7	9.4	429.52	19.1	448.62	Y	Dedicated Transducer	
LCS-6B	11/1/19	10.1	9.4	429.52	19.5	449.02	Y	Dedicated Transducer	
LCS-6B	11/8/19	9.9	9.4	429.52	19.3	448.82	Y	Dedicated Transducer	
LCS-6B	11/15/19	9.5	9.4	429.52	18.9	448.42	Y	Dedicated Transducer	
LCS-6B	11/22/19	9.8	9.4	429.52	19.2	448.72	Y	Dedicated Transducer	
LCS-6B	11/29/19	8.9	9.4	429.52	18.3	447.82	Y	Dedicated Transducer	
LCS-6B	12/6/19	10.4	9.4	429.52	19.8	449.32	Y	Dedicated Transducer	
LCS-6B	12/13/19	10.2	9.4	429.52	19.6	449.12	Y	Dedicated Transducer	
LCS-6B	12/20/19	9.1	9.4	429.52	18.5	448.02	Y	Dedicated Transducer	
LCS-6B	12/27/19	9.3	9.4	429.52	18.7	448.22	Y	Dedicated Transducer	
LCS-6B	1/3/20	10.1	9.4	429.52	19.5	449.02	Y	Dedicated Transducer	
LCS-6B	1/10/20	9.2	9.4	429.52	18.6	448.12	Y	Dedicated Transducer	
LCS-6B	1/17/20		9.4	429.52			N	Dedicated Transducer	The LCS-6B transducer was observed to be non-operational on 1/13/20. Transducer replacement is pending replacement parts arrival.
LCS-6B	1/24/20		9.4	429.52			N	Dedicated Transducer	The LCS-6B transducer was observed to be non-operational on 1/13/20. Transducer replacement is pending replacement parts arrival.
LCS-6B	1/31/20		9.4	429.52			N	Dedicated Transducer	The LCS-6B transducer was observed to be non-operational on 1/13/20. Transducer replacement is pending replacement parts arrival.
LCS-6B	2/7/20		9.4	429.52			N	Dedicated Transducer	The LCS-6B transducer was observed to be non-operational on 1/13/20. Transducer replacement is pending replacement parts arrival.
LCS-6B	2/14/20		9.4	429.52			N	Dedicated Transducer	The LCS-6B transducer was observed to be non-operational on 1/13/20. Transducer replacement is pending replacement parts arrival.
LCS-6B	2/21/20	N/A	N/A	429.52	27.8	457.32	N	Heron Dipper T	The LCS-6B transducer was observed to be non-operational on 1/13/20. Transducer replacement is pending replacement parts arrival. Liquid level was measured manually.
LCS-6B	2/28/20	N/A	N/A	429.52	28.3	457.82	N	Heron Dipper T	The LCS-6B transducer was observed to be non-operational on 1/13/20. Transducer replacement is tentatively scheduled the week of 3/9/20. Liquid level was measured manually.
LCS-6B	3/6/20	N/A	N/A	429.52	28.0	457.52	N	Heron Dipper T	The LCS-6B transducer was observed to be non-operational on 1/13/20. Transducer replacement is scheduled for 3/11/20. Liquid level was measured manually.
LCS-6B	3/13/20	12.5	9.4	429.52	21.9	451.42	Y	Dedicated Transducer	The LCS-6B transducer was replaced on 3/11/20 and the pump became fully operational. The LCS-6B pump was observed to be non-operational on 3/12/20. The LCS-6B pump was replaced on 3/13/20. LCS-6B became fully operational on 3/13/20.
LCS-6B	3/20/20	12.3	9.4	429.52	21.7	451.22	Y	Dedicated Transducer	
LCS-6B	3/27/20	11.9	9.4	429.52	21.3	450.82	Y	Dedicated Transducer	
LCS-6B	4/3/20	11.5	9.4	429.52	20.9	450.42	Y	Dedicated Transducer	
LCS-6B	4/10/20	12.0	9.4	429.52	21.4	450.92	Y	Dedicated Transducer	
LCS-6B	4/16/20	12.4	9.4	429.52	21.8	451.32	Y	Dedicated Transducer	
LCS-6B	4/23/20		9.4	429.52			Y	Dedicated Transducer	The LCS-6B VFD was observed to be non-operational on 4/23/20. The VFD was replaced on 4/23/20 and LCS-6B became fully operational. A level sensor reading was not collected during the weekly reporting period due to VFD communication loss with the site's SCADA system.
LCS-6B	4/30/20	8.9	9.4	429.52	18.3	447.82	Y	Dedicated Transducer	
LCS-6B	5/7/20	9.0	9.4	429.52	18.4	447.92	Y	Dedicated Transducer	
LCS-6B	5/14/20	13.3	9.4	429.52	22.7	452.22	Y	Dedicated Transducer	
LCS-6B	5/21/20	13.3	9.4	429.52	22.7	452.22	Y	Dedicated Transducer	
LCS-6B	5/28/20	7.8	9.4	429.52	17.2	446.72	Y	Dedicated Transducer	
LCS-6B	6/4/20	8.9	9.4	429.52	18.3	447.82	Y	Dedicated Transducer	
LCS-6B	6/11/20	7.9	9.4	429.52	17.3	446.82	Y	Dedicated Transducer	
LCS-6B	6/18/20	8.9	9.4	429.52	18.3	447.82	Y	Dedicated Transducer	
LCS-6B	6/25/20	8.7	9.4	429.52	18.1	447.62	Y	Dedicated Transducer	