DETECTION MONITORING PROGRAM
GROUNDWATER STATISTICAL ANALYSIS REPORT

June 2016
Quarterly Sampling Event

Bridgeton Landfill, LLC
Bridgeton Landfill
Bridgeton, Missouri

MO DNR PERMIT No. 118912

September 2016

POSTED 9-2-16 TD

Prepared by:

JETT ENVIRONMENTAL CONSULTING

10 Quiet Brook Court
St. Charles, MO 63303

314-496-4654
www.jettenviro.com

Received
SEP 02 2016
SWMP

Received
SEP 02 2016
SWMP

JETT ENVIRONMENTAL CONSULTING

September 1, 2016

Ms. Charlene Fitch
Missouri Department of Natural Resources
Division of Environmental Quality
1730 East Elm Street
Jefferson City, Missouri 65101

Re: Detection Monitoring Program Groundwater Statistical Analysis Report
Bridgeton Landfill, LLC – Bridgeton Landfill
Missouri DNR Permit #MO – 118912
Bridgeton, Missouri

Dear Ms. Fitch:

On behalf of the Bridgeton Landfill, LLC – Bridgeton Landfill, Jett Environmental Consulting is submitting the Detection Monitoring Program Groundwater Statistical Analysis Report for the June 2016 quarterly groundwater monitoring event.

If you have any questions or comments, please contact me at steve.jett@jettenviro.com or 314-496-4654.

Sincerely,

Steve Jett, P.G.
Owner

Attachment: *Groundwater Statistical Analysis Report (1 Hardcopy)*

cc: *Dana Sincox – Republic Services (1 Hardcopy & PDF via Email)*

POSTED 9-2-16 TN

Received
SEP 02 2016
SWMP

10 Quiet Brook Court
St. Charles, MO 63303

314-496-4654
www.jettenviro.com

DETECTION MONITORING PROGRAM
GROUNDWATER STATISTICAL ANALYSIS REPORT

June 2016
Quarterly Sampling Event

Bridgeton Landfill, LLC
Bridgeton Landfill
Bridgeton, Missouri

MO DNR PERMIT No. 118912

September 2016

Prepared by:

JETT ENVIRONMENTAL CONSULTING

10 Quiet Brook Court
St. Charles, MO 63303

314-496-4654
www.jettenviro.com

Received
SEP 02 2016
SWMP

TABLE OF CONTENTS

1.0 INTRODUCTION 1
2.0 SITE BACKGROUND AND MONITORING NETWORK 1
3.0 SITE HYDROGEOLOGY 2
4.0 STATISTICAL PROCEDURES 3
4.1 Outliers 3
4.2 Screening for Statistical Trends 3
4.3 Intra-Well Prediction Limits 3
4.4 Statistical Trends in Exceeding Constituents 4
4.5 Organic Constituent Results 5
5.0 STATISTICAL RESULTS SUMMARY 5
6.0 REVISED STATISTICAL ANALYSIS PLAN 6

TABLES

Table 1 Detection Monitoring Program Wells
Table 2 Intra-Well Prediction Limit Exceedances
Table 3 Organic Constituent Detections at PZ-114-AS
Table 4 Organic Constituent Detections at PZ-104-SS & PZ-104-SD

APPENDICES

Appendix A Statistical Power Curves
Appendix B Potentiometric Surface Map
Appendix C Statistical Evaluations, Alluvial Zone
Appendix D Statistical Evaluations, St. Louis Formation
Appendix E Statistical Evaluations, Salem Formation
Appendix F Laboratory Analytical Report & Field Information Logs

1.0 INTRODUCTION

On behalf of the Bridgeton Landfill, LLC - Bridgeton Landfill, Jett Environmental Consulting has prepared this Detection Monitoring Program (DMP) Groundwater Statistical Analysis Report for the June 2016 quarterly groundwater monitoring event. Sampling for the June 2016 event was conducted by Feezor Engineering, Inc. Laboratory analytical testing was performed by Pace Analytical Services, Inc. Statistical evaluations were performed using the statistical analysis software package, Sanitas™, which follows a documented decision logic that incorporates the United States Environmental Protection Agency's (USEPA's) March 2009 Statistical Analysis of Groundwater Monitoring Data at RCRA Facilities, Unified Guidance (hereafter, Unified Guidance).

2.0 SITE BACKGROUND AND MONITORING NETWORK

Jett Environmental Consulting statistically evaluated the detection monitoring results from the June 2016 event using intra-well prediction limits. Prediction limits are considered a powerful tool for groundwater statistical analysis, when feasible, due to their inherent low false negative and false positive rates utilizing confirmatory resampling, if necessary.

The background period utilized for this report includes samples collected from February 1997 through May 2015. The background period will be updated approximately every two years. Statistical outliers are removed as described **Section 4.1**. Monitoring results from three hydrostratigraphic zones are statistically evaluated at the Bridgeton Landfill. These zones are described in **Section 3.0** below. **Table 1** lists the detection monitoring wells evaluated in this report. The landfill was designed to maintain an inward hydraulic gradient as part of its operation, which would result in each well being located hydraulically upgradient of the landfill.

The facility has prepared statistical power curve graphs to allow Missouri Department of Natural Resources (MDNR) to perform comparisons between the current DMP and USEPA-recommended standards. Under the USEPA's *Unified Guidance*, intra-well prediction limits are constructed to have a site-wide false positive rate (SWFPR) of 10% annually, or 5% per event for a semi-annually sampled facility. The power of the statistical program within each hydrostratigraphic zone is as follows:

Alluvial Zone: Based on the smallest pre-screening background size of n = 37 for a parametric prediction limit in the Alluvial Zone, the annual statistical power of the facility's monitoring program under a "1-of-2" verification resampling scheme is approximately 95% for concentration increases of 3 standard deviations and 99% for increase of 4 standard deviations. Based on the smallest pre-screening background size of n = 40 for a non-parametric prediction limit in the Alluvial Zone, the annual power of the program is approximately 63% for increases of 3 standard deviations and 90% for increases of 4 standard deviations.

St. Louis Formation Zone: Based on the smallest pre-screening background size of n = 36 for a parametric prediction limit in the St. Louis Formation Zone, the annual statistical power of the facility's monitoring program under a "1-of-2" verification resampling scheme is approximately 90% for concentration increases of 3 standard deviations and 99% for increases of 4 standard deviations. Based on the smallest pre-screening background size of n = 38 for a non-parametric prediction limit in the St. Louis Formation Zone, the annual power of the program is approximately 63% for increases of 3 standard deviations and 90% for increases of 4 standard deviations.

Salem Formation Zone: Based on the smallest pre-screening background size of n = 35 for a parametric prediction limit in the Salem Formation Zone, the annual statistical power of the facility's monitoring program under a "1-of-2" verification resampling scheme is approximately 85% for concentration increases of 3 standard deviations and 99% for increases of 4 standard deviations. Based on the smallest pre-screening background size of n = 38 for a non-parametric prediction

limit in the Salem Formation Zone, the annual power of the program is approximately 63% for increases of 3 standard deviations and 90% for increases of 4 standard deviations.

Appendix A presents the power curve graphs for the facility's monitoring program. As the size of the background period increases, the statistical power will likewise continue to increase.

A full suite of sample bottles was collected from each well during the June 2016 event. For groundwater, a field duplicate was collected at well PZ-104-SD and well MW-1204. A field blank was collected at well PZ-104-SS. Four trip blanks were shipped to the laboratory with the samples.

For constituents where both the original and field duplicate results were greater than five times the reporting limit (RL), each result exhibited a relative percent difference (RPD) less than 20%. For all constituents where the original and/or field duplicate results were less than five times the RL, the results exhibited a difference that was less than or equal to the RL.

There were no detections above laboratory RLs in the trip blanks. The field blank exhibited one detection above the laboratory RL, acetone (15.1 ug/L).

3.0 SITE HYDROGEOLOGY

The hydrogeologic setting for the Bridgeton Landfill was described in the 1995 *Hydrogeologic Characterization Report*, 1995 *Groundwater Monitoring Plan*, 1996 *Physical Characterization Technical Memorandum*, and 1997 *Site Characterization Summary Report*, all prepared by Golder Associates Inc. According to these reports, three general hydrostratigraphic zones are identifiable at the site. These zones are described below.

Alluvium: This zone consists of alluvium and loess. The loess was picked up from braided glacial melt-out drainages. The thickness of the loess deposits is greatest in the eastern regions of the drainages and diminishes rapidly to the west. Thus, the bluffs and hills immediately east of the site are composed of loess deposits up to 80 feet thick. Loess was identified in deposits from 13 to 22 feet thick along the eastern edge of the landfill.

Loess is not commonly present along the western portion of the landfill. Where encountered, the loess deposits in the western portion of the site were about 10 to 15 feet thick. The alluvial deposits along the western edge of the site range in thickness up to about 120 feet. Alluvial deposits at the site typically consist of clay and silt materials overlying sands and gravels.

St. Louis Formation: The St. Louis Formation is the uppermost bedrock formation at the site. The St. Louis Formation is a limestone and dolomite. The depth to the top of the St. Louis Formation ranges from about 14 to 52 feet below ground surface along the western edge of the landfill. The top of the St. Louis Formation ranges between 425 and 460 feet MSL elevation in the eastern portion of the site, and between 379 and 422 feet MSL elevation in the western portion of the site. This variation reflects the buried edge of the Missouri River valley and limestone bluffs upon which the quarry was sited. The thickness of the St. Louis Formation ranges from about 65 to 130 feet.

Salem Formation: The Salem Formation is a limestone. Interbedded dolomite layers are common, and chert clasts, nodules, and layers are scattered throughout the formation at varying frequencies. The top of the Salem Formation is present at a depth of about 165 feet along the eastern edge of the landfill, at an elevation of about 320 feet MSL. Depth to the top of the Salem Formation along the western edge of the landfill ranges between 115 and 135 feet, with a corresponding elevation of about 328 to 340 feet MSL. The thickness of the Salem Formation is about 70 to 80 feet. The Salem Formation is adjacent to the lower portion of the landfill.

Appendix B presents a groundwater potentiometric surface map based on depth to water data measured on May 31, 2016. **Appendix B** also includes tables presenting the elevation data for both the groundwater monitoring wells and leachate collection sumps.

4.0 STATISTICAL PROCEDURES

The *Sanitas*™ program was utilized to compile and statistically evaluate the data for the June 2016 monitoring event.

4.1 Outliers

Prior to the determination of intra-well prediction limits, the background data were evaluated for the presence of statistical outliers. Where the background data size was $n < 20$, Dixon's outlier test was utilized with a Type I error rate of $\alpha = 0.05$, and where the background data size was $n \geq 20$, Rosner's outlier test was utilized with a Type I error rate of $\alpha = 0.01$. Dixon's and Rosner's tests are not appropriate for background data that are not normally or log-normally distributed. Accordingly, the data sets were evaluated for normality prior to outlier evaluation. The normality of background data was evaluated using the Shapiro-Wilk test with a Type I error rate of $\alpha = 0.1$ where $n < 10$, $\alpha = 0.05$ where $10 \leq n < 20$, and $\alpha = 0.05$ where $n \geq 20$. In those cases where the background data were determined to not be normally or log-normally distributed, outlier evaluation was not performed.

Statistical outliers identified by the outlier tests were removed from the background data prior to the determination of intra-well prediction limits. Outlier evaluation results are presented on the individual prediction limits graphs presented in **Appendices C**, **D**, and **E**.

4.2 Screening for Statistical Trends

Prior to the determination of intra-well prediction limits, the background data were evaluated for increasing statistical trends. Statistical trends were evaluated using the Mann-Kendall trend test at a 98% confidence (Type I error rate of $\alpha = 0.01$ per tail). In those cases where the background data were determined to exhibit an increasing statistical trend (or either an increasing or decreasing statistical trend for field pH), the most recent background data were excluded until the data no longer exhibited a statistical trend. For each constituent-well pair that exhibited an increasing statistical trend, this modified background data period was utilized in the determination of the intra-well prediction limit. Trend evaluation results, including a summary of the constituent-well pairs that utilized modified background data periods, are presented in **Appendices C**, **D**, and **E**.

4.3 Intra-Well Prediction Limits

The prediction limit is a statistical method used to compare a single observation to a group of observations. The prediction limit is calculated to include observations from the same population with a specified confidence. In groundwater monitoring, a prediction limit approach may be used to make comparisons between background and compliance data. The limit is developed to contain all future observations, within a certain probability. If any future observation exceeds the prediction limit, this is considered statistically significant evidence that the observation is not representative of background.

The background data were first evaluated for normality using the Shapiro-Wilk test with at Type I error rate of $\alpha = 0.1$ where $n < 10$, $\alpha = 0.05$ where $10 \leq n < 20$, and $\alpha = 0.05$ where $n \geq 20$. In those instances where the background data were not normally distributed, the data were transformed using each of the possible transformations in the "ladder of powers": $x^{1/2}$, x^2, $x^{1/3}$, x^3, $ln(x)$, x^4, x^5, x^6. Each transformed data set was then re-evaluated for normality. The first transformation that resulted in a normal distribution was utilized for the determination of the intra-well prediction limit. In those instances where the background data were normal or transformed-normal and also

consisted of less than 50% non-detects, a parametric intra-well prediction limit was determined. If 15% or less of the background data consisted of non-detects, the non-detects were replaced with concentrations equal to one-half of the reporting limit prior to the determination of parametric intra-well prediction limits. If greater than 15%, but less than 50% of the background data consisted of non-detects, then the mean and standard deviation utilized in the determination of the parametric intra-well prediction limit were estimated according to the Kaplan-Meier method.

In those instances where the background data were not normal or transformed-normal, or where the background data consisted of 50% or greater non-detects, a non-parametric intra-well prediction limit was determined.

Table 2 lists the prediction limit exceedances observed for the June 2016 event. Intra-well prediction limit summary tables and graphs are presented in **Appendices C**, **D**, and **E**.

For the June 2016 event, there were no results that exceeded an intra-well prediction limit in the Alluvial Zone.

There were 17 results that exceeded their respective intra-well prediction limits in the St. Louis Formation Zone: total barium, calcium, chloride, total hardness, total magnesium, total manganese, sulfate, and total dissolved solids (TDS) at PZ-105-SS; chloride, total iron, and total sodium at PZ-106-SS; total barium and total organic carbon (TOC) at PZ-110-SS; ammonia and total magnesium at PZ-115-SS; nitrate/nitrite at PZ-201A-SS; and TOC at PZ-205-SS.

There were 16 results that exceeded their respective intra-well prediction limits in the Salem Formation Zone: total barium, chloride, total chromium, total hardness, total magnesium, total nickel, total sodium, field specific conductance, TDS, and TOC at PZ-104-SD; and ammonia, total barium, total hardness, total magnesium, field specific conductance, and TDS at PZ-106-SD.

Of the 33 prediction limit exceedances observed for the June 2016 event, 27 were also observed for the previous monitoring event in March 2016. Six new prediction limit exceedances were observed for the June 2016 event: total barium at PZ-105-SS and PZ-110-SS; total hardness at PZ-105-SS; total magnesium at PZ-115-SS; and TOC at PZ-110-SS and PZ-205-SS. In accordance with MDNR correspondence to Bridgeton Landfill, LLC date October 23, 2003, the next sampling event (August/September 2016) will be used to confirm the new exceedances.

The June 2016 event served as a confirmatory event for the 5 new prediction limit exceedances that were observed for the March 2016 event. Each of the new exceedances observed for the March 2016 event were confirmed as exceedances for the June 2016 event: total manganese at PZ-105-SS; total iron and total sodium at PZ-106-SS; chloride at PZ-201A-SS; and total hardness at PZ-104-SD.

4.4 Statistical Trends in Exceeding Constituents

Each constituent that exceeded its intra-well prediction limit was evaluated for increasing statistical trends. Statistical trends were evaluated using the Mann-Kendall trend test with a 98% confidence (Type I error rate of $\alpha = 0.01$ per tail).

Trend evaluation indicated that of the 33 constituent-well pairs that exceeded intra-well prediction limits for the June 2016 event, 30 also exhibited increasing statistical trends. The following constituent-well pairs did not exhibit an upward statistical trend: total manganese at PZ-105-SS; field specific conductance at PZ-106-SD; and TDS at PZ-106-SD.

Trend evaluation results for constituents that exceeded intra-well prediction limits are presented in **Appendices C**, **D**, and **E**. Also presented in **Appendices C**, **D**, and **E** are time series plots for each of the constituents that were statistically evaluated in this report.

4.5 Organic Constituent Results

During the June 2016 monitoring event, organic constituents were detected at four wells: PZ-114-AS, PZ-104-SS, PZ-104-SD, and PZ-110-SS. Wells PZ-114-AS, PZ-104-SS, and PZ-104-SD have previously exhibited organic constituent detections. Well PZ-110-SS exhibited a first time detection of benzene (14.1 ug/L) during the June 2016 event.

Benzene, chlorobenzene and 1,4-dichlorobenzene were detected at upgradient Alluvial Zone well PZ-114-AS at concentrations of 6.7 ug/L, 65.7 ug/L, and 8.7 ug/L, respectively. Benzene has been detected at PZ-114-AS since at least 2003. Chlorobenzene has been detected at PZ-114-AS since at least 1997. 1,4-Dichlorobenzene has been detected at PZ-114-AS since at least 2002. **Table 3** presents the historical results for organic constituents detected at PZ-114-AS. As described in the MDNR's aforementioned October 23, 2003 letter, organic constituent detections at PZ-114-AS appear to be related to impacts from the upgradient PM Resources, Inc. property.

The following organic constituents were detected at well PZ-104-SS: 1,4-dichlorobenzene (5.8 ug/L), benzene (44.1 ug/L), toluene (5.7 ug/L), and total xylenes (8.7 ug/L). Detections of each of these VOCs were first observed at PZ-104-SS in November 2012. **Table 4** presents the historical results for organic constituents that have been detected at PZ-104-SS from November 2012 onward. The confirmed organic constituent detections at PZ-104-SS are currently being evaluated under the assessment monitoring program, as detailed in the December 17, 2013 Assessment Monitoring Plan (AMP).

The following organic constituents were detected at well PZ-104-SD: benzene (554 ug/L), methyl-tert-butyl ether (5.2 ug/L), toluene (8.5 ug/L), and total xylenes (24.4 ug/L). Detections of benzene and toluene were first observed at PZ-104-SD in May 2012. Detections of methyl-tert-butyl-ether and total xylenes were first observed in November 2012. **Table 4** presents this historical results for organic constituents that have been detected at PZ-104-SD from May 2012 onward. The confirmed organic constituent detections at PZ-104-SS are currently being evaluated under the assessment monitoring program, as detailed in the AMP.

Well PZ-110-SS exhibited a first time detection of benzene (14.1 ug/L) during the June 2016 event. The initial detection of benzene at PZ-110-SS will be confirmed during the next quarterly monitoring event (August/September 2016).

5.0 STATISTICAL RESULTS SUMMARY

For the June 2016 monitoring event, there were no results that exceeded an intra-well prediction limit in the Alluvial Zone. There were 17 results that exceeded their respective limits in the St. Louis Formation Zone. There were 16 results that exceeded their respective limits in the Salem Formation Zone.

Six new exceedances were observed for the June 2016 event. The next sampling event (August/September 2016) will be used to confirm these new exceedances, in accordance with MDNR correspondence to Bridgeton Landfill, LLC dated October 23, 2003.

The June 2016 event serves as a confirmatory event for the new prediction limit exceedances that were observed for the March 2016 event. Each of the 5 new exceedances observed for the March 2016 event were confirmed as exceedances for the June 2016 event.

Pursuant to the MDNR's aforementioned October 23, 2003 letter, a groundwater demonstration report or assessment monitoring plan may not be required for a well that exhibits a confirmed prediction limit exceedance and statistically significant upward trend for an inorganic constituent, unless that well also exhibits a confirmed organic constituent detection above the laboratory RL.

Well PZ-104-SD exhibited confirmed exceedances and upward trends for the following inorganic constituents in June 2016: total barium, chloride, total chromium, total hardness, total magnesium, total nickel, total sodium, field specific conductance, TDS, and TOC. PZ-104-SD also exhibited confirmed detections for the following organic constituents: benzene, methyl-tert-butyl-ether, toluene, and total xylenes.

Pursuant to Title 10 of the Missouri Code of State Regulations (CSR) 80-3.010 (11)(C)6.C, the facility submitted an AMP on December 17, 2013 in response to the confirmed exceedances, upward trends, and confirmed organic detections that were first observed at well PZ-104-SD in November 2012 and at PZ-104-SS in April 2013. In accordance with the AMP and a July 30, 2014 comment letter from the MDNR, the facility performs assessment monitoring events at PZ-104-SS and PZ-104-SD semi-annually in the second and fourth quarters. The results of assessment monitoring were most recently discussed in the August 28, 2015 Annual Assessment Monitoring Report with the next annual report scheduled to be submitted by August 31, 2016. Potential remedial alternatives to address the groundwater quality issues at wells PZ-104-SS and PZ-104-SD were discussed and evaluated in a February 19, 2016 Assessment of Corrective Measures Report Addendum by Feezor Engineering, Inc.

Appendix F presents a copy of the laboratory analytical report and field information forms for the June 2016 event.

6.0 REVISED STATISTICAL ANALYSIS PLAN

On November 23, 2010, the Bridgeton Landfill submitted a revised Statistical Analysis Plan to the MDNR. This Plan was intended to update and supersede the current statistical evaluation procedures at the facility, and was prepared according to the USEPA's Unified Guidance and recommendations provided by the MDNR. The Plan is currently under review by the MDNR. The statistical evaluation methods described in the Plan will be implemented following MDNR approval.

TABLES

TABLE 1 Detection Monitoring Wells – June 2016 Bridgeton Landfill, LLC Bridgeton Landfill	
Zone	**Groundwater Detection Monitoring Wells**
Alluvial	PZ-114-AS
St. Louis Formation	PZ-100-SS, PZ-104-SS, PZ-105-SS, PZ-106-SS, PZ-109-SS PZ-110-SS, PZ-115-SS, PZ-201A-SS, PZ-205-SS
Salem Formation	PZ-100-SD, PZ-104-SD, PZ-106-SD, PZ-111-SD

TABLE 2
Prediction Limit Exceedances - June 2016
Bridgeton Landfill, LLC
Bridgeton Landfill

Zone	Well	Constituent	Units	Result	Prediction Limit	Repeat from March 2016?	Trend
Alluvial	None						
St. Louis Formation	PZ-105-SS	Barium, Total	mg/L	0.194	0.190	No	Increasing
		Calcium, Total	mg/L	110	87	Yes	Increasing
		Chloride	mg/L	67.6	26	Yes	Increasing
		Hardness, Total	mg/L	520	510	No	Increasing
		Magnesium, Total	mg/L	59.4	47	Yes	Increasing
		Manganese, Total	mg/L	0.141	0.068	Yes	None
		Sulfate as SO_4	mg/L	51.6	47	Yes	Increasing
		Total Dissolved Solids	mg/L	628	540	Yes	Increasing
	PZ-106-SS	Chloride	mg/L	34.7	17	Yes	Increasing
		Iron, Total	mg/L	2.44	1.40	Yes	Increasing
		Sodium, Total	mg/L	20.4	17.0	Yes	Increasing
	PZ-110-SS	Barium, Total	mg/L	0.307	0.280	No	Increasing
		Total Organic Carbon	mg/L	58	31	No	Increasing
	PZ-115-SS	Ammonia	mg/L	1.00	0.34	Yes	Increasing
		Magnesium, Total	mg/L	104	67	No	Increasing
	PZ-201A-SS	Nitrate/Nitrite	mg/L	0.36	0.33	Yes	Increasing
	PZ-205-SS	Total Organic Carbon	mg/L	17.8	10	No	Increasing
Salem Formation	PZ-104-SD	Barium, Total	mg/L	0.848	0.230	Yes	Increasing
		Chloride	mg/L	333	110	Yes	Increasing
		Chromium, Total	mg/L	0.0212	0.0130	Yes	Increasing
		Hardness, Total	mg/L	595	570	Yes	Increasing
		Magnesium, Total	mg/L	76	66	Yes	Increasing
		Nickel, Total	mg/L	0.0838	0.0600	Yes	Increasing
		Sodium, Total	mg/L	219	34	Yes	Increasing
		Specific Condutance, Field	umhos/cm	1,943	1,500	Yes	Increasing
		Total Dissolved Solids	mg/L	1,300	780	Yes	Increasing
		Total Organic Carbon	mg/L	114	32	Yes	Increasing
	PZ-106-SD	Ammonia	mg/L	82.0	1.4	Yes	Increasing
		Barium, Total	mg/L	0.87	0.15	Yes	Increasing
		Hardness, Total	mg/L	637	590	Yes	Increasing
		Magnesium, Total	mg/L	88	63	Yes	Increasing
		Specific Condutance, Field	mg/L	3,350	1,200	Yes	None
		Total Dissolved Solids	mg/L	1,730	700	Yes	None

Table 3 Organic Constituent Detections at PZ-114-AS Bridgeton Landfill, LLC Bridgeton Landfill			
Sampling Date	Constituent		
	Benzene	Chlorobenzene	p-Dichlorobenzene (1,4 Dichlorobenzene)
8/25/1997	<5.0	7	<5.0
11/10/1997	<5.0	5.1	<5.0
2/16/1998	<5.0	<5.0	<5.0
5/27/1998	<5.0	<5.0	<5.0
11/12/1998	<5.0	7.2	<5.0
5/19/1999	<5.0	<5.0	<5.0
11/19/1999	<5.0	<5.0	<5.0
5/23/2000	<5.0	<5.0	<5.0
11/13/2000	<5.0	<5.0	<5.0
5/15/2001	<5.0	7.70	<5.0
11/7/2001	<5.0	5.0	<5.0
5/21/2002	<5.0	130	<5.0
7/24/2002*	NA	150	NA
11/19/2002	<5.0	120	5.5
5/28/2003	<5.0	110	6.2
11/20/2003	6.1	120	14
5/11/2004	5.4	130	18
11/17/2004	<5.0	96	11
5/25/2005	<5.0	102	12.2
11/30/2005	<5.0	120	16
5/23/2006	<5.0	95	17
11/8/2006	<5.0	87	12
5/17/2007	<5.0	76	8.7
11/7/2007	<5.0	95	11
5/7/2008	<5.0	64	9.0
11/5/2008	<5.0	72	9.4
5/8/2009	<5.0	43	<5.0
11/4/2009	<5.0	19	<5.0
5/20/2010	<5.0	24	<5.0
11/11/2010	<5.0	64	7.0
5/11/2011	<5.0	17	<5.0
11/18/2011	<5.0	14	<5.0
5/10/2012	<5.0	9.6	<5.0
11/27/2012	<5.0	42	<5.0
4/8/2013	8.9	86	5.4
10/8/2013	<5.0	69	6.3
5/28/2014	6.7	68	6.5
9/23/2014	5.0	58	5.9
11/20/2014	<5.0	46.0	5.5
2/4/2015	<5.0	41.1	<5.0
5/13/2015	<5.0	34.0	<5.0
8/24/2015	<5.0	49.6	5.6
11/20/2015	9.1	67.9	7.1
3/9/2016	6.2	58.8	8.5
6/1/2016	6.7	65.7	8.7

Notes

All results are presented in units of ug/L.

Result above laboratory Reporting Limit (RL).

** Confirmation sampling event.*

NA: Not analyzed. Benzene and p-dichlorobenzene not detected during the previous event, and confirmation not required.

As described in an October 23, 2003 letter from the MDNR, organic constituent detections at well PZ-114-AS appear to be related to impacts from the upgradient PM Resources, Inc. property.

Table 4
Organic Constituent Detections at PZ-104-SS & PZ-104-SD
Bridgeton Landfill, LLC
Bridgeton Landfill

Well	Date	124-Trimethylbenzene	12-Dichloroethane	14-Dichlorobenzene	1-Chlorobutane	2-Hexanone	Acetone	Aroclor 1221 (PCB-1221)	Benzene	Chloroethane	Ethylbenzene	Isopropylbenzene	m+p-Cresols	Methyl ethyl ketone (2-Butanone)	Methyl-iso-butyl ketone	Methyl-tert-butyl ether	p-Isopropyltoluene	Tetrahydrofuran	Toluene	Xylenes [Total]
104-SD	5/11/2012	n/a	<5	<5	n/a	<10	<10	n/a	57	<10	<5	n/a	n/a	<10	<10	n/a	n/a	n/a	5.5	<5
	11/27/2012	6.56	6.7	6	3.44	<10	<10	n/a	350	<10	11	1.36	n/a	<10	<10	4.4	12.2	617	140	31
	4/11/2013	n/a	24	<0.66	n/a	<3.1	59	n/a	1000	<0.8	24	n/a	n/a	37	<2.7	n/a	n/a	n/a	1800	58
	10/7/2013	n/a	<5	5.4	n/a	19	3000	n/a	920	<10	18	n/a	n/a	1900	47	n/a	n/a	n/a	250	42
	5/28/2014	n/a	<5	<5	n/a	<10	<10	n/a	1300	<10	20	n/a	n/a	<10	<10	n/a	n/a	n/a	73	46
	9/24/2014	<5	<5	<5	n/a	<10	11	<0.1	1200	<10	13	<10	21	<10	<10	<10	<10	63	34	25
	11/20/2014	<5	<5	<5	n/a	<10	<10	<0.1	820	<10	11	<5	<10	<10	<10	<5	<5	231	36.5	21
	2/3/2015	<5	<5	<5	n/a	<10	<10	<0.099	542	<10	10	<5	34	<10	<10	<5	<5	420	26.1	20.4
	5/13/2015	<5	<5	<5	<5	<10	<10	<0.2	672	<10	9.4	<5	20.4	<10	<10	<5	<5	301	25.1	22.7
	8/25/2015	n/a	<5	<5	<5	<10	109	n/a	564	<10	7.3	n/a	n/a	70.9	<10	n/a	n/a	n/a	84.3	22
	11/18/2015	<5	<5	<5	<5	<10	<10	<0.2	640	<10	5.4	<5	67.6	<10	<10	5.4	<5	1560	10.5	19.1
	3/1/2016	n/a	<5	<5	<50	<10	<10	n/a	426	<10	<5	n/a	<10	<10	<10	n/a	n/a	n/a	9.6	19.3
	6/3/2016	<5	<5	<5	<5	<10	<10	<0.2	554	<10	<5	<5	<10	<10	<10	5.2	<5	<1000	8.5	24.4
104-SS	5/11/2012	n/a	<5	<5	n/a	<10	<10	n/a	<5	<10	<5	n/a	n/a	<10	<10	n/a	n/a	n/a	<5	<5
	11/27/2012	n/a	20	8.2	n/a	<10	<10	n/a	1100	<10	18	n/a	n/a	<10	63	n/a	n/a	n/a	78	48
	4/11/2013	n/a	43	6.3	n/a	72	<4	n/a	2400	11	26	n/a	n/a	110	220	n/a	n/a	n/a	140	66
	10/9/2013	n/a	43	7.5	n/a	52	<10	n/a	2200	<10	35	n/a	n/a	<10	210	n/a	n/a	n/a	150	78
	5/28/2014	n/a	<5	6.8	n/a	<10	<10	n/a	1200	<10	24	n/a	n/a	<10	<10	n/a	n/a	n/a	87	59
	9/24/2014	6.3	<5	5.5	n/a	<10	<10	0.18	1500	<10	29	<10	<10	<10	<10	<10	10	2000	130	65
	11/20/2014	<5	<5	<5	n/a	<10	<10	<0.099	1280	<10	20.2	<5	<10	<10	<10	<5	<5	<100	106	47.7
	2/3/2015	5.5	<5	<5	n/a	<10	<10	<0.1	1020	<10	22.6	<5	<10	<10	<10	<5	5.5	<100	91.9	49.9
	5/14/2015	<5	<5	<5	<5	<10	<10	<0.2	935	<10	20.3	<5	<10.1	<10	<10	<5	<5	<100	71.3	32.8
	8/25/2015	n/a	<5	<5	<5	<10	<10	n/a	357	<10	13.2	n/a	n/a	<10	<10	n/a	n/a	n/a	14.7	21.2
	11/18/2015	<5	<5	<5	<5	<10	<10	<0.2	469	<10	8.7	<5	<10	<10	<10	<5	<5	<100	5.2	23.1
	3/1/2016	n/a	<5	<5	<5	<10	<10	n/a	8.3	<10	<5	n/a	<10	<10	<10	n/a	n/a	n/a	<5	15.4
	6/3/2016	<5	<5	5.8	<5	<10	<10	<0.2	44.1	<10	<5	<5	<10	<10	<10	<5	<5	<100	5.7	8.7

Notes:
All results are presented in units of ug/L.
Constituent detected above laboratory reporting limit.
n/a: Detection monitoring wells not analyzed for this constituent during routine detection monitoring events.
p-Cresol reported by laboratory as m+p-Cresols.

APPENDIX A
STATISTICAL POWER CURVES

Sanitas™ v.9.5.20 Software licensed to Jett Environmental Consulting, UG

Power Curve

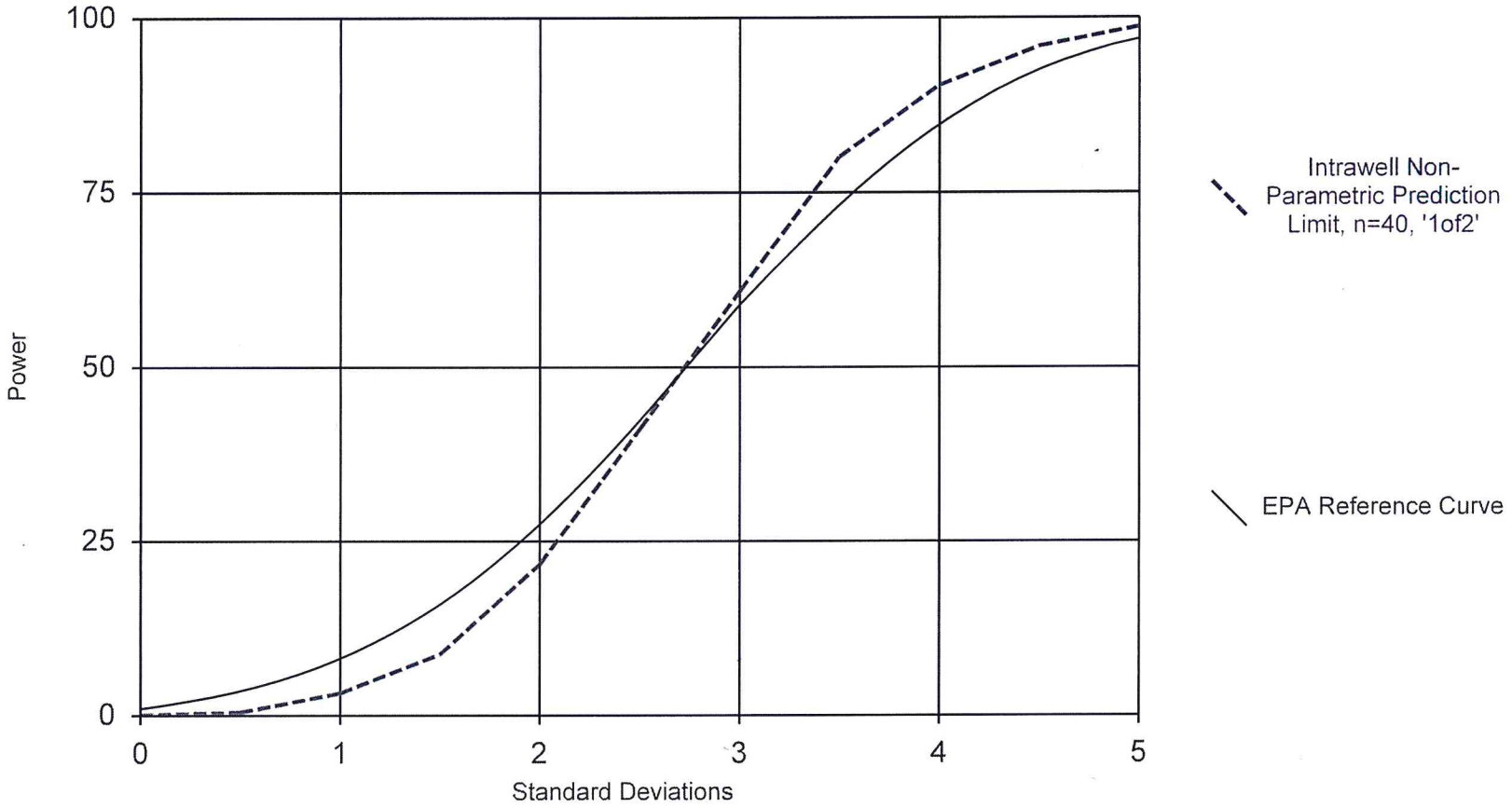

Analysis Run 1/7/2016 4:15 PM

Bridgeton LF Client: RSI Data: BRIDGETON

Power Curve

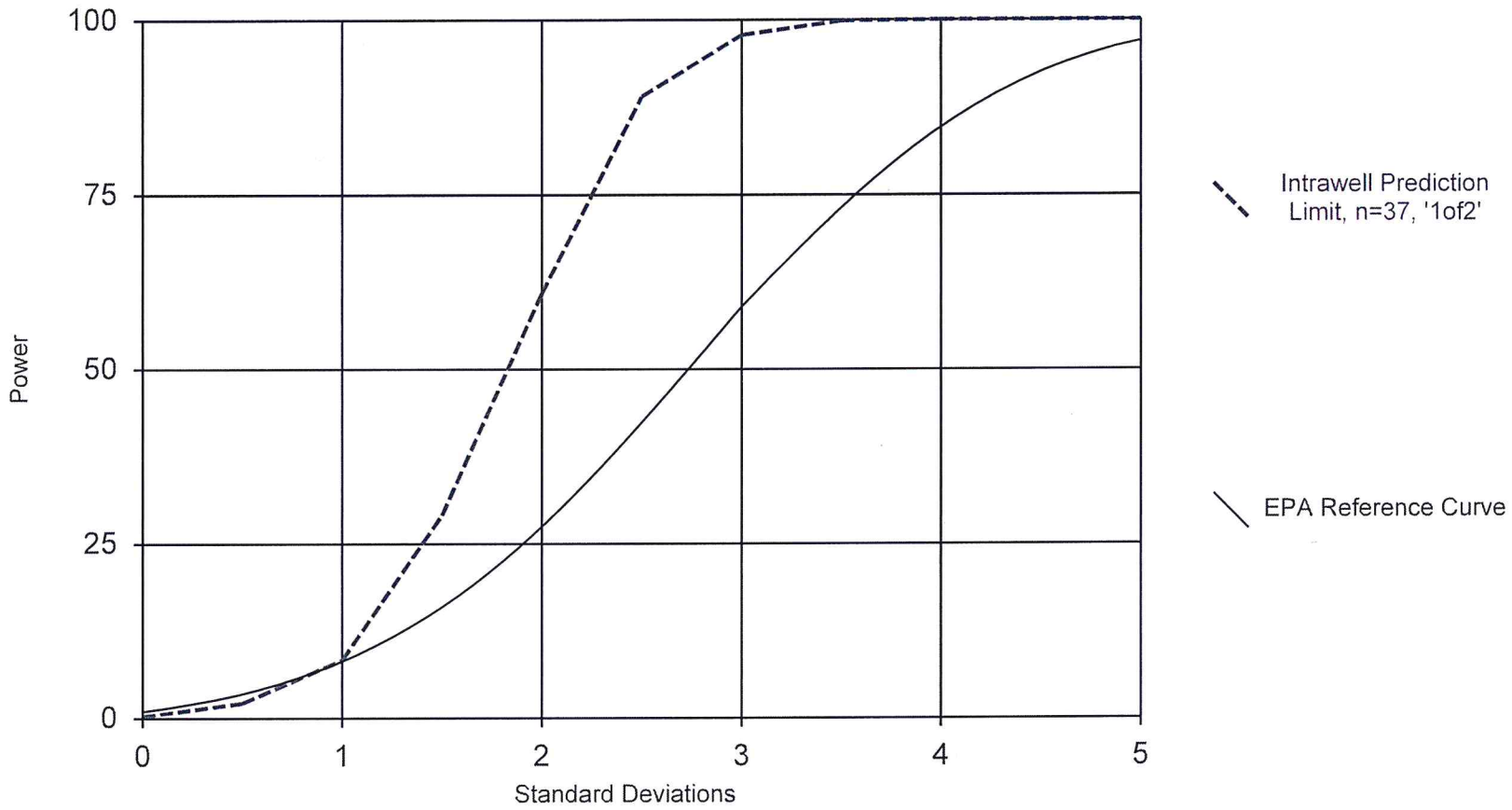

Kappa = 2.092, based on 1 compliance well and 34 constituents, evaluated quarterly (this report reflects annual total).

Analysis Run 1/7/2016 4:15 PM

Bridgeton LF Client: RSI Data: BRIDGETON

Sanitas™ v.9.5.20 Software licensed to Jett Environmental Consulting, UG

Power Curve

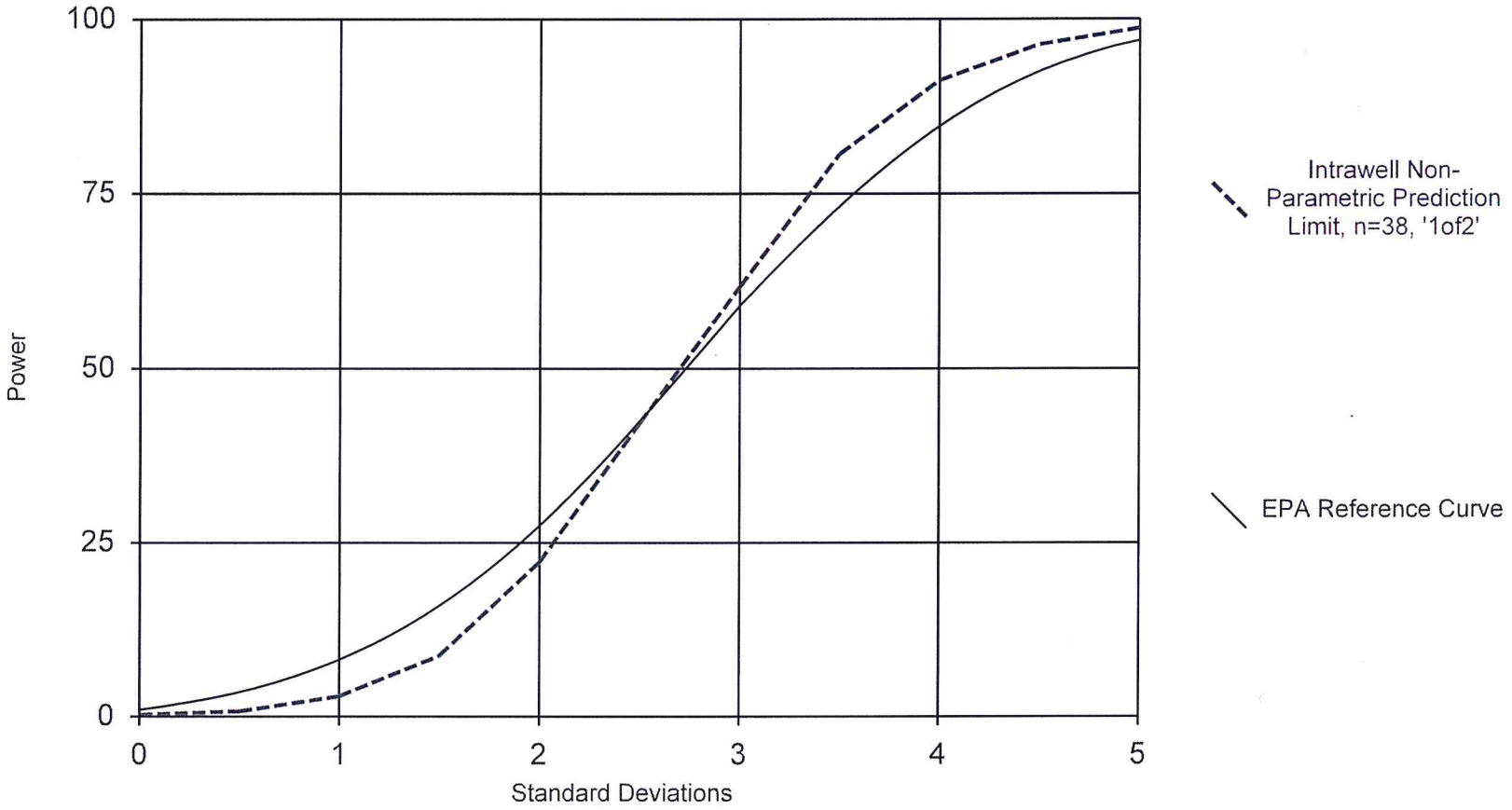

Analysis Run 1/7/2016 4:16 PM

Bridgeton LF Client: RSI Data: BRIDGETON

Power Curve

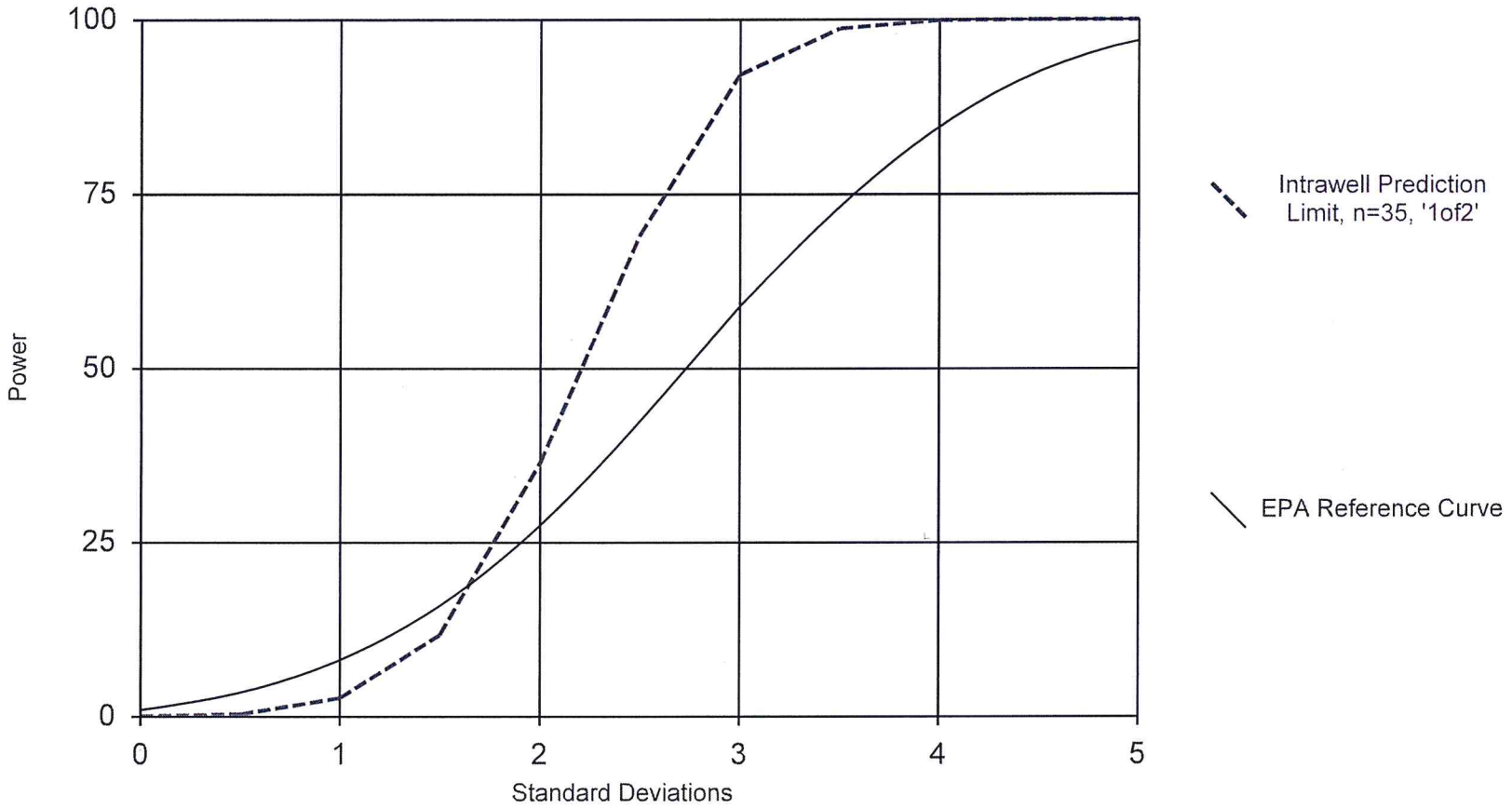

Kappa = 2.466, based on 4 compliance wells and 34 constituents, evaluated quarterly (this report reflects annual total).

Analysis Run 1/7/2016 4:17 PM

Bridgeton LF Client: RSI Data: BRIDGETON

Power Curve

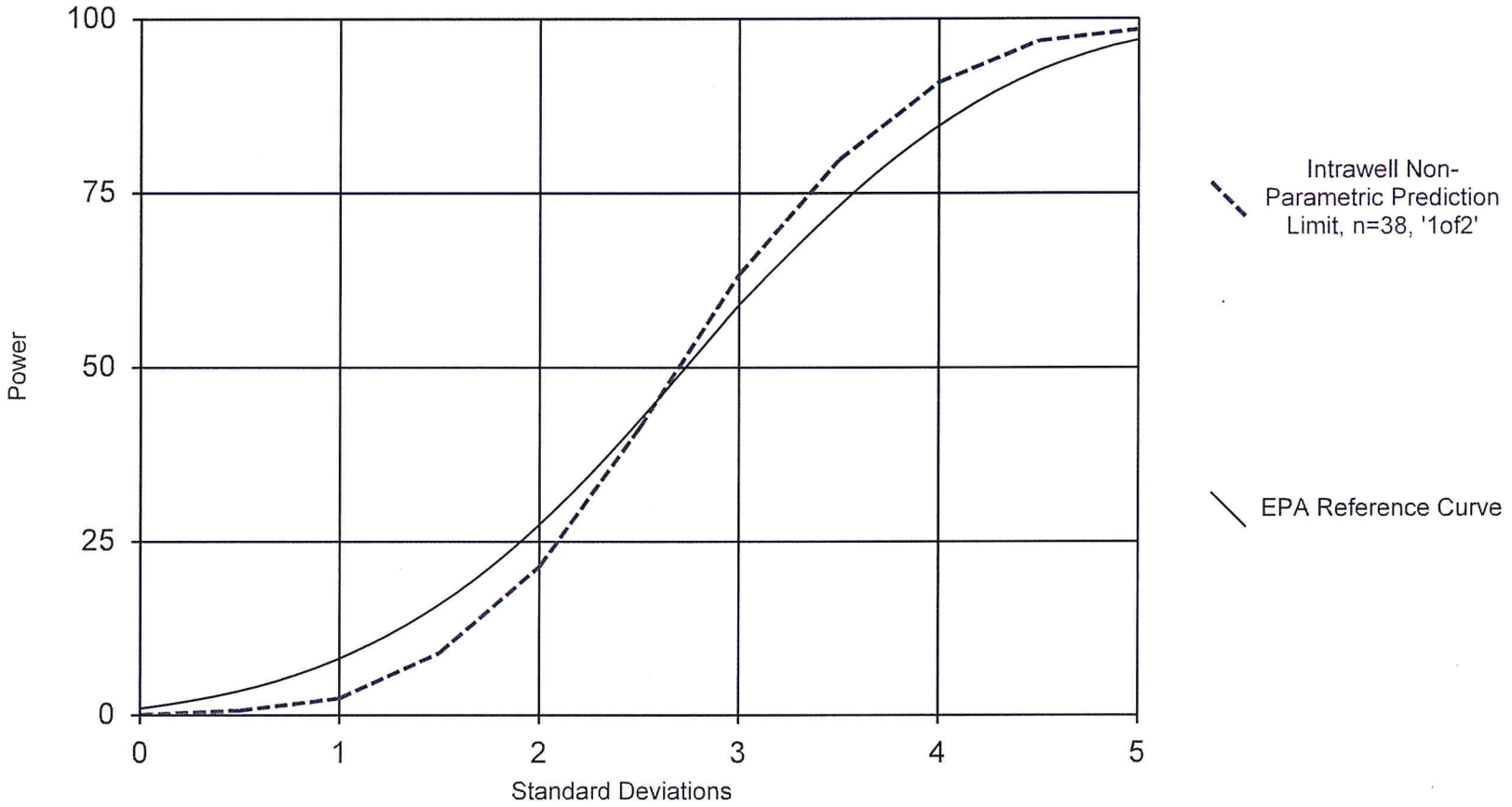

Analysis Run 1/7/2016 4:16 PM

Bridgeton LF Client: RSI Data: BRIDGETON

Power Curve

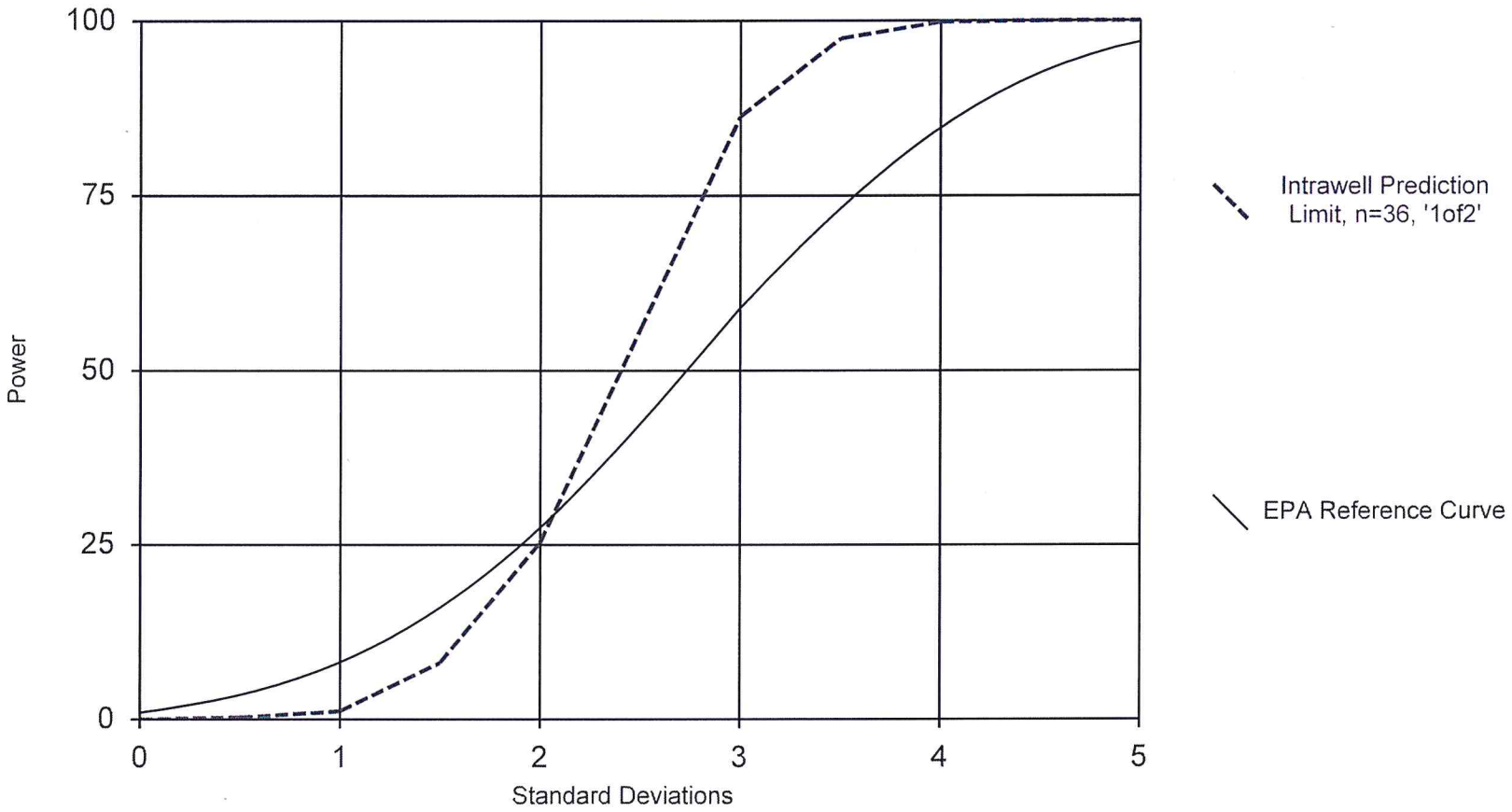

Kappa = 2.654, based on 9 compliance wells and 34 constituents, evaluated quarterly (this report reflects annual total).

Analysis Run 1/7/2016 4:17 PM

Bridgeton LF Client: RSI Data: BRIDGETON

APPENDIX B
POTENTIOMETRIC SURFACE MAP

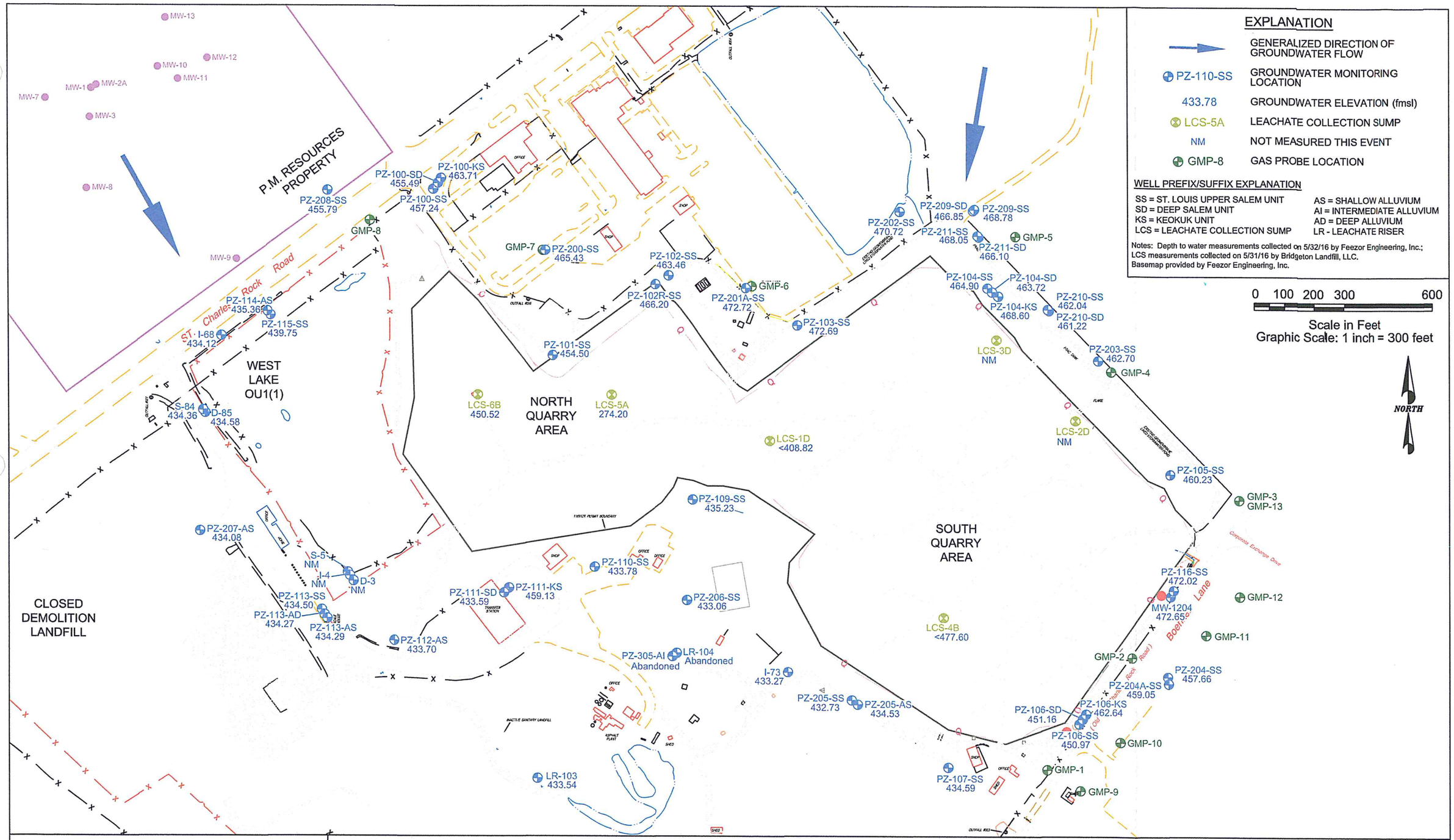

EXPLANATION

- GENERALIZED DIRECTION OF GROUNDWATER FLOW
- PZ-110-SS — GROUNDWATER MONITORING LOCATION
- 433.78 — GROUNDWATER ELEVATION (fmsl)
- LCS-5A — LEACHATE COLLECTION SUMP
- NM — NOT MEASURED THIS EVENT
- GMP-8 — GAS PROBE LOCATION

WELL PREFIX/SUFFIX EXPLANATION

SS = ST. LOUIS UPPER SALEM UNIT	AS = SHALLOW ALLUVIUM
SD = DEEP SALEM UNIT	AI = INTERMEDIATE ALLUVIUM
KS = KEOKUK UNIT	AD = DEEP ALLUVIUM
LCS = LEACHATE COLLECTION SUMP	LR - LEACHATE RISER

Notes: Depth to water measurements collected on 5/32/16 by Feezor Engineering, Inc.; LCS measurements collected on 5/31/16 by Bridgeton Landfill, LLC.
Basemap provided by Feezor Engineering, Inc.

0 100 200 300 600

Scale in Feet
Graphic Scale: 1 inch = 300 feet

NORTH

JETT ENVIRONMENTAL CONSULTING
10 Quiet Brook Court
St. Charles, MO 63303
314-496-4654
www.jettenviro.com

May 2016
Potentiometric Surface Map
Bridgeton Landfill, LLC - Bridgeton, Missouri

Groundwater Elevation Summary Table
Bridgeton Landfill, LLC

Well	Top of PVC Casing Elevation[1] (fmsl)	Depth to Water[2] (ft)	Groundwater Elevation (fmsl)
D-3	468.74	Not Measured	Not Measured
D-85	457.67	23.09	434.58
I-4	466.14	Not Measured	Not Measured
I-68	450.60	16.48	434.12
I-73	461.96	28.69	433.27
LR-103	470.64	37.10	433.54
LR-104	463.60	Abandoned	Abandoned
MW-1204	478.04	5.39	472.65
PZ-100-KS	486.36	22.65	463.71
PZ-100-SD	486.49	31.00	455.49
PZ-100-SS	486.55	29.31	457.24
PZ-101-SS	491.56	37.06	454.50
PZ-102R-SS	486.45	20.25	466.20
PZ-102-SS	484.65	21.19	463.46
PZ-103-SS	484.21	11.52	472.69
PZ-104-KS	484.60	16.00	468.60
PZ-104-SD	484.15	20.43	463.72
PZ-104-SS	484.00	19.10	464.90
PZ-105-SS	484.04	23.81	460.23
PZ-106-KS	464.73	2.09	462.64
PZ-106-SD	463.84	12.68	451.16
PZ-106-SS	463.11	12.14	450.97
PZ-107-SS	465.41	30.82	434.59
PZ-109-SS	457.65	22.42	435.23
PZ-110-SS	461.46	27.68	433.78
PZ-111-KS	465.80	6.67	459.13
PZ-111-SD	466.57	32.98	433.59
PZ-112-AS	462.53	28.83	433.70
PZ-113-AD	462.24	27.97	434.27
PZ-113-AS	462.19	27.90	434.29
PZ-113-SS	462.66	28.16	434.50
PZ-114-AS	452.14	16.78	435.36
PZ-115-SS	452.90	13.15	439.75
PZ-116-SS	478.21	6.19	472.02
PZ-200-SS	486.23	20.80	465.43
PZ-201A-SS	482.33	9.61	472.72
PZ-202-SS	481.82	11.10	470.72
PZ-203-SS	487.19	24.49	462.70
PZ-204A-SS	463.09	4.04	459.05
PZ-204-SS	465.28	7.62	457.66
PZ-205-AS	464.77	30.24	434.53
PZ-205-SS	461.80	29.07	432.73
PZ-206-SS	460.20	27.14	433.06
PZ-207-AS	462.65	28.57	434.08
PZ-208-SS	475.19	19.40	455.79
PZ-209-SS	489.68	20.90	468.78
PZ-209-SD	489.58	22.73	466.85
PZ-210-SS	486.90	24.86	462.04
PZ-210-SD	487.00	25.78	461.22
PZ-211-SS	487.41	19.36	468.05
PZ-211-SD	487.46	21.36	466.10
PZ-305-AI	463.26	Abandoned	Abandoned
S-5	466.63	Not Measured	Not Measured
S-84	457.45	23.09	434.36

Notes:

1 - Top of PVC casing elevations are from surveys performed on 8/13, 8/21-22, 8/29, and 8/31/2012; 10/21 - 10/22/2013; 9/15/2014; 11/12/2014; and 4/7/2016.

2 - Depth to water measurements recorded by Feezor Engineering, Inc. on 5/31/2016.

Leachate Elevation Summary Table
Bridgeton Landfill, LLC

Sumps Where Depth to Leachate from Surface is Measured					
Leachate Collection Sump	Ground Surface Elevation[1] (fmsl)	Total Depth of Sump[1] (ft)	Depth to Leachate (ft)	Height of Leachate Above Base of Sump (ft)	Elevation of Leachate (fmsl)
LCS-1D	499.22	247.00	> 92.4[2]	< 154.60[2]	< 408.82[2]
LCS-3D	---[3]	140.00[3]	> 63.00[2]	NM[4]	NM[4]
LCS-4B	551.60	256.60	> 74.00[2]	< 182.60[2]	< 477.60[2]

Sumps Where Height of Leachate Above Transducer is Measured					
Leachate Collection Sump	Elevation of Base of Sump[1] (fmsl)	Height of Transducer Above Base of Sump (ft)	Height of Leachate Above Transducer (ft)	Height of Leachate Above Base of Sump (ft)	Elevation of Leachate (fmsl)
LCS-2D	235.92	14.40	NM[4]	NM[4]	NM[4]
LCS-5A	235.40	15.00	23.80	38.80	274.20
LCS-6B	430.02	9.40	11.10	20.50	450.52

Notes:

Depths and heights of leachate recorded by Bridgeton Landfill personnel on 5/31/2016.

1 - Ground surface elevations, sump total depths, and base of sump elevations are from as-built diagrams unless otherwise noted: LCS-1D - Aquaterra, 10/7/2009; LCS-2D - Aquaterra, 12/19/2008; LCS-4B - Aquaterra, 1/22/2010; LCS-5A - Aquaterra, 11/21/2005; LCS-6B - Aquaterra, 1/4/2010.

2 - Depth to leachate at LCS-1D and LCS-4B was greater than the transducer during 5/31/2016 event. Exact depths and elevations not available.

3 - LCS-3D not surveyed. As-built not available. Total depth provided by Bridgeton landfill, LLC.

4 - The transducer at LCS-2D was not operational during the 5/31/2016 event. Scheduled for maintenance.

FEEZOR ENGINEERING, INC.

GROUNDWATER ELEVATION MEASUREMENTS

Site: Bridgeton Landfill, Bridgeton, Missouri

Personnel: Michael Spurgeon & Jonathan Wilkinson

Well ID	Date	Time	Depth to Water (ft)	Depth to Water Previous Event (ft)	Total Depth (ft)	Total Depth Previous Event (ft)	Notes
D-81	5/31/2016	1134	17.64	20.34	62.54	62.75	Previous Event = Sept 2013
D-85		0813	23.09	23.05	77.20	77.08	
I-68		0825	16.48	16.20	40.47	40.45	
I-73		1340	28.69	28.59	50.79	50.79	
LR-100		1347	15.69	16.58	27.01	27.21	Previous Event = Sept 2013
LR-103		1402	37.10	37.11	49.84	49.79	
LR-104		ABANDONED					
LR-105		1354	30.46	31.39	37.91	37.96	Previous Event = Sept 2013
MW-104		1106	7.78	10.39	19.12	19.00	Previous Event = Sept 2013
MW-1204		1030	5.39	14.40	215.00	222.60	surface completion lowered between March 2106 & May 2015
PZ-100-KS		0845	22.65	22.90	384.65	381.95	Double checked TD measured TD shallower @ over 2
PZ-100-SD		0842	31.00	30.11	96.19 (Top of Pump)	96.20 (Top of Pump)	
PZ-100-SS		0840	29.31	28.52	89.89 (Top of Pump)	89.08 (Top of Pump)	
PZ-101-SS		0915	37.06	36.50	155.10	155.11	
PZ-102-SS		0921	21.19	20.09	91.25	91.25	
PZ-102R-SS		0924	20.25	19.17	91.14	91.14	
PZ-103-SS		0928	11.52	11.45	149.65	149.63	
PZ-104-KS		1003	16.00	16.47	93.05 (Top of Pump)	93.25 (Top of Pump)	
PZ-104-SD		1001	20.43	21.11	120.64 (Top of Pump)	120.60 (Top of Pump)	
PZ-104-SS		0958	19.10	19.65	140.30 (Top of Pump)	140.27 (Top of Pump)	
PZ-105-SS		1021	23.81	24.36	144.90 (Top of Pump)	144.79 (Top of Pump)	
PZ-106-KS		1036	2.09	2.20	375.02	375.01	TD measured shallow @ 1428
PZ-106-SD		1038	12.68	12.95	196.25 (Top of Pump)	196.25 (Top of Pump)	
PZ-106-SS		1041	12.14	12.32	161.40 (Top of Pump)	161.57 (Top of Pump)	
PZ-107-SS		1143	30.82	30.97	103.70	103.78	
PZ-109-SS		1329	22.42	21.91	131.04 (Top of Pump)	130.94 (Top of Pump)	
PZ-110-SS		1325	27.68	27.59	107.23 (Top of Pump)	107.23 (Top of Pump)	
PZ-111-KS		1318	6.67	6.76	374.59	374.51	TD measured shallow @ 1416
PZ-111-SD	5/31/2016	1319	32.98	32.20	199.13 (Top of Pump)	197.08 (Top of Pump)	

FEEZOR ENGINEERING, INC.

GROUNDWATER ELEVATION MEASUREMENTS

Site: Bridgeton Landfill, Bridgeton, Missouri

Personnel: Michael Spurgeon & Jonathan Wilkinson

Well ID	Date	Time	Depth to Water (ft)	Depth to Water Previous Event (ft)	Total Depth (ft)	Total Depth Previous Event (ft)	Notes
PZ-112-AS	5/31/2016	0910	28.83	28.75	38.38	38.33	
PZ-113-AD		1411	27.97	27.90	110.13	110.08	
PZ-113-AS		1414	27.90	27.80	39.25	39.15	
PZ-113-SS		1407	28.16	28.12	160.25	160.75	
PZ-114-AS		0830	16.78	16.58	26.20 (Top of Pump)	26.10 (Top of Pump)	
PZ-115-SS		0831	13.15	12.65	81.05 (Top of Pump)	81.02 (Top of Pump)	
PZ-116-SS		1027	6.19	15.90	142.74 (Top of Pump)	149.85 (Top of Pump)	surface completion lowered between March 2106 & May 2016
PZ-200-SS		0850	20.80	20.30	99.31	99.50	Labeled as GMP-7.
PZ-201A-SS		0855	9.61	9.69	86.10 (Top of Pump)	86.21 (Top of Pump)	
PZ-202-SS		0946	11.10	11.65	85.13 (Top of Pump)	85.20 (Top of Pump)	
PZ-203-SS		1015	24.49	24.98	111.34	111.11	
PZ-204-SS		1051	7.62	7.33	87.98	87.98	
PZ-204A-SS		1048	4.04	4.39	84.23	84.31	
PZ-205-AS		1151	30.24	29.09	54.03	54.10	
PZ-205-SS		1148	29.07	28.99	93.02 (Top of Pump)	92.91 (Top of Pump)	
PZ-206-SS		1335	27.14	27.10	129.82	129.79	
PZ-207-AS		1422	28.57	28.39	38.95	39.00	
PZ-208-SS		0903	19.40	19.25	100.35	100.34	
PZ-209-SD		0938	22.73	23.39	101.44 (Top of Pump)	101.44 (Top of Pump)	
PZ-209-SS		0941	20.40	21.59	99.70 (Top of Pump)	99.89 (Top of Pump)	
PZ-210-SD		1012	25.78	26.51	101.55 (Top of Pump)	101.51 (Top of Pump)	
PZ-210-SS		1009	24.86	25.60	101.51 (Top of Pump)	102.45 (Top of Pump)	
PZ-211-SD		0954	21.36	21.94	99.40 (Top of Pump)	99.30 (Top of Pump)	
PZ-211-SS		0952	13.66 (DW)	20.04	98.14 (Top of Pump)	98.09 (Top of Pump)	WL: 19.86
PZ-212-SD		1203	13.79	14.22	92.69 (Top of Pump)	92.85 (Top of Pump)	
PZ-212-SS		1200	8.74	9.21	93.92 (Top of Pump)	93.89 (Top of Pump)	
PZ-302-AI		1100	17.83	20.52	44.80	44.25	Previous Event = Sept 2013
PZ-302-AS		1058	17.58	20.56	24.51	24.54	Previous Event = Sept 2013
PZ-303-AS	5/31/2016	1116	21.03	23.08	28.31	28.29	Previous Event = Sept 2013

FEEZOR ENGINEERING, INC.

GROUNDWATER ELEVATION MEASUREMENTS

Site: Bridgeton Landfill, Bridgeton, Missouri

Personnel: Michael Spurgeon & Jonathan Wilkinson

Well ID	Date	Time	Depth to Water (ft)	Depth to Water Previous Event (ft)	Total Depth (ft)	Total Depth Previous Event (ft)	Notes
PZ-304-AI	5/31/2016	1125	20.76	23.48	51.99	52.20	Previous Event = Sept 2013
PZ-304-AS	"	1127	20.46	23.26	29.20	29.32	Previous Event = Sept 2013
PZ-305-AI	"	ABANDONED					
S-84	5/31/2016	0816	23.09	22.81	32.89	32.89	

APPENDIX C
STATISTICAL EVALUATIONS
ALLUVIAL ZONE

TREND EVALUATION OF BACKGROUND DATA

Trend Test

Bridgeton LF Client: RSI Data: BRIDGETON Printed 1/7/2016, 1:02 PM

Constituent	Well	Slope	Calc.	Critical	Sig.	N	%NDs	Normality	Xform	Alpha	Method
Ammonia as N (mg/L)	**114-AS (bg)**	**0.1801**	**228**	**201**	**Yes**	**40**	**2.5**	**n/a**	**n/a**	**0.02**	**NP**
Antimony Total (ug/L)	114-AS (bg)	0	-28	-201	No	40	100	n/a	n/a	0.02	NP
Arsenic Total (ug/L)	**114-AS (bg)**	**8.736**	**461**	**201**	**Yes**	**40**	**2.5**	**n/a**	**n/a**	**0.02**	**NP**
Barium Total (ug/L)	114-AS (bg)	-5.956	-105	-201	No	40	0	n/a	n/a	0.02	NP
Beryllium Total (ug/L)	114-AS (bg)	0	48	201	No	40	100	n/a	n/a	0.02	NP
Boron Total (ug/L)	114-AS (bg)	1.752	97	201	No	40	0	n/a	n/a	0.02	NP
Cadmium Total (ug/L)	114-AS (bg)	0	-23	-201	No	40	92.5	n/a	n/a	0.02	NP
Calcium Total (ug/L)	**114-AS (bg)**	**-5729**	**-357**	**-201**	**Yes**	**40**	**0**	**n/a**	**n/a**	**0.02**	**NP**
Chemical Oxygen Demand [COD] (m...	114-AS (bg)	1.213	105	201	No	40	7.5	n/a	n/a	0.02	NP
Chloride (mg/L)	114-AS (bg)	0.3415	24	201	No	40	0	n/a	n/a	0.02	NP
Chromium Total (ug/L)	114-AS (bg)	0	-26	-201	No	40	97.5	n/a	n/a	0.02	NP
Cobalt Total (ug/L)	**114-AS (bg)**	**-0.5659**	**-257**	**-201**	**Yes**	**40**	**37.5**	**n/a**	**n/a**	**0.02**	**NP**
Copper Total (ug/L)	114-AS (bg)	0	-63	-201	No	40	87.5	n/a	n/a	0.02	NP
Fluoride (mg/L)	114-AS (bg)	-0.00...	-78	-186	No	38	18.42	n/a	n/a	0.02	NP
Hardness Total (mg/L)	**114-AS (bg)**	**-21.28**	**-349**	**-201**	**Yes**	**40**	**0**	**n/a**	**n/a**	**0.02**	**NP**
Iron Total (ug/L)	**114-AS (bg)**	**4003**	**315**	**201**	**Yes**	**40**	**0**	**n/a**	**n/a**	**0.02**	**NP**
Lead Total (ug/L)	114-AS (bg)	0	-28	-201	No	40	97.5	n/a	n/a	0.02	NP
Magnesium Total (ug/L)	**114-AS (bg)**	**-1865**	**-374**	**-201**	**Yes**	**40**	**0**	**n/a**	**n/a**	**0.02**	**NP**
Manganese Total (ug/L)	**114-AS (bg)**	**-200.1**	**-316**	**-201**	**Yes**	**40**	**0**	**n/a**	**n/a**	**0.02**	**NP**
Mercury Total (ug/L)	114-AS (bg)	0	-27	-201	No	40	100	n/a	n/a	0.02	NP
Nickel Total (ug/L)	114-AS (bg)	0	-18	-201	No	40	62.5	n/a	n/a	0.02	NP
Nitrate/Nitrite (mg/L)	114-AS (bg)	0	-70	-201	No	40	82.5	n/a	n/a	0.02	NP
pH [Field] (su)	114-AS (bg)	0.009101	132	201	No	40	0	n/a	n/a	0.02	NP
Phosphorus Total (mg/L)	**114-AS (bg)**	**0.09466**	**401**	**201**	**Yes**	**40**	**2.5**	**n/a**	**n/a**	**0.02**	**NP**
Selenium Total (ug/L)	114-AS (bg)	0	-28	-201	No	40	100	n/a	n/a	0.02	NP
Silver Total (ug/L)	114-AS (bg)	0	-28	-201	No	40	100	n/a	n/a	0.02	NP
Sodium Total (ug/L)	114-AS (bg)	-1530	-101	-201	No	40	0	n/a	n/a	0.02	NP
Specific Conductance [Field] (u...	114-AS (bg)	-24.95	-118	-201	No	40	0	n/a	n/a	0.02	NP
Sulfate as SO4 (mg/L)	**114-AS (bg)**	**-1.916**	**-459**	**-201**	**Yes**	**40**	**37.5**	**n/a**	**n/a**	**0.02**	**NP**
Thallium Total (ug/L)	**114-AS (bg)**	**-0.08238**	**-378**	**-201**	**Yes**	**40**	**100**	**n/a**	**n/a**	**0.02**	**NP**
Total Dissolved Solids [TDS] (m...	**114-AS (bg)**	**-21.33**	**-230**	**-201**	**Yes**	**40**	**0**	**n/a**	**n/a**	**0.02**	**NP**
Total Organic Carbon [TOC] (mg/L)	114-AS (bg)	0.2132	83	201	No	40	10	n/a	n/a	0.02	NP
Vanadium Total (ug/L)	114-AS (bg)	0	30	201	No	40	95	n/a	n/a	0.02	NP
Zinc Total (ug/L)	114-AS (bg)	0	-135	-201	No	40	90	n/a	n/a	0.02	NP

Sanitas™ v.9.5.20 Software licensed to Jett Environmental Consulting. UG
Hollow symbols indicate censored values.

Sen's Slope Estimator

114-AS (bg)

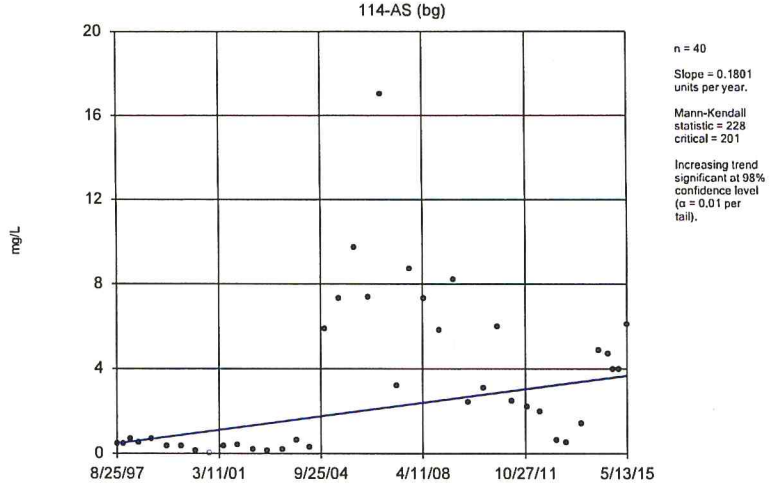

n = 40

Slope = 0.1801 units per year.

Mann-Kendall statistic = 228
critical = 201

Increasing trend significant at 98% confidence level (α = 0.01 per tail).

Constituent: Ammonia as N Analysis Run 1/7/2016 1:01 PM
Bridgeton LF Client: RSI Data: BRIDGETON

Sanitas™ v.9.5.20 Software licensed to Jett Environmental Consulting. UG
Hollow symbols indicate censored values.

Sen's Slope Estimator

114-AS (bg)

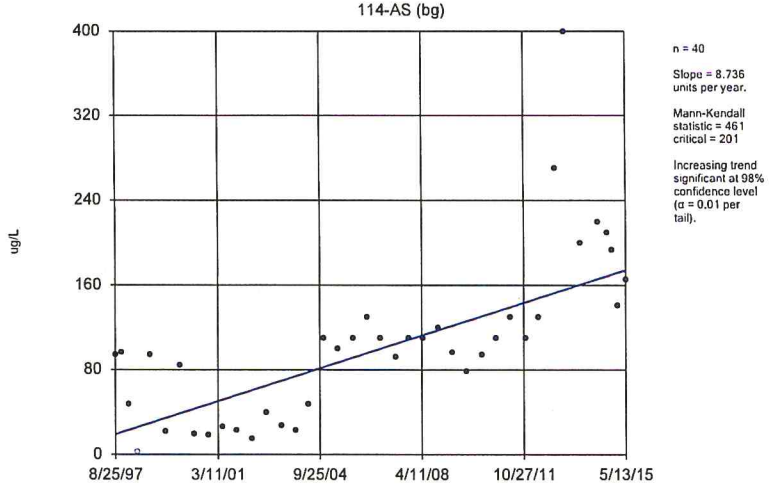

n = 40

Slope = 8.736 units per year.

Mann-Kendall statistic = 461
critical = 201

Increasing trend significant at 98% confidence level (α = 0.01 per tail).

Constituent: Arsenic Total Analysis Run 1/7/2016 1:01 PM
Bridgeton LF Client: RSI Data: BRIDGETON

Sanitas™ v.9.5.20 Software licensed to Jett Environmental Consulting. UG

Sen's Slope Estimator

114-AS (bg)

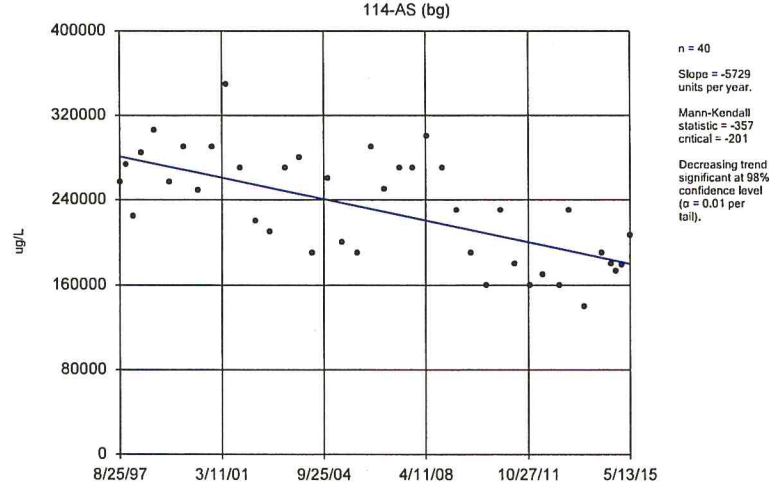

n = 40

Slope = -5729 units per year.

Mann-Kendall statistic = -357
critical = -201

Decreasing trend significant at 98% confidence level (α = 0.01 per tail).

Constituent: Calcium Total Analysis Run 1/7/2016 1:01 PM
Bridgeton LF Client: RSI Data: BRIDGETON

Sanitas™ v.9.5.20 Software licensed to Jett Environmental Consulting. UG
Hollow symbols indicate censored values.

Sen's Slope Estimator

114-AS (bg)

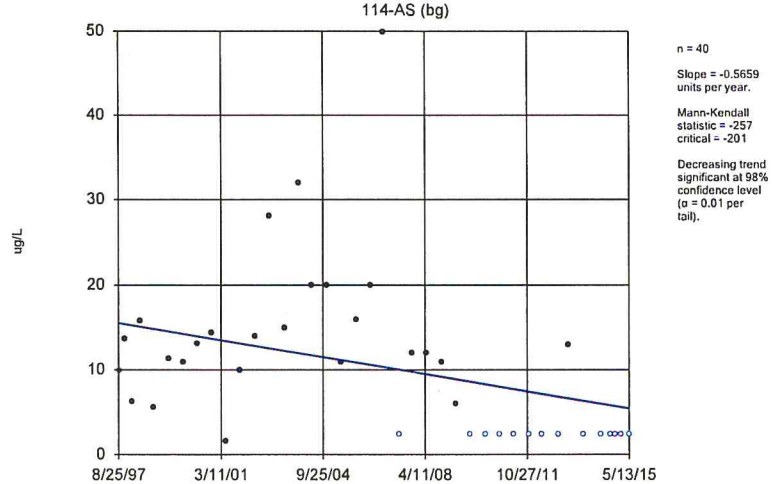

n = 40

Slope = -0.5659 units per year.

Mann-Kendall statistic = -257
critical = -201

Decreasing trend significant at 98% confidence level (α = 0.01 per tail).

Constituent: Cobalt Total Analysis Run 1/7/2016 1:01 PM
Bridgeton LF Client: RSI Data: BRIDGETON

Sanitas™ v.9.5.20 Software licensed to Jett Environmental Consulting, UG

Sen's Slope Estimator

114-AS (bg)

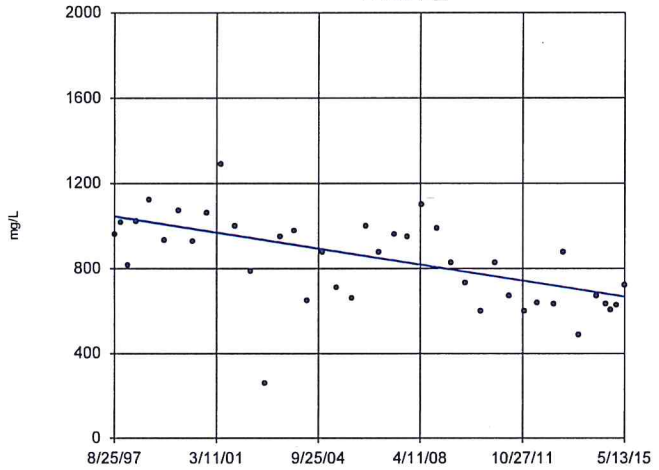

n = 40

Slope = -21.28 units per year.

Mann-Kendall statistic = -349 critical = -201

Decreasing trend significant at 98% confidence level (α = 0.01 per tail).

Constituent: Hardness Total Analysis Run 1/7/2016 1:01 PM

Bridgeton LF Client: RSI Data: BRIDGETON

Sanitas™ v.9.5.20 Software licensed to Jett Environmental Consulting, UG

Sen's Slope Estimator

114-AS (bg)

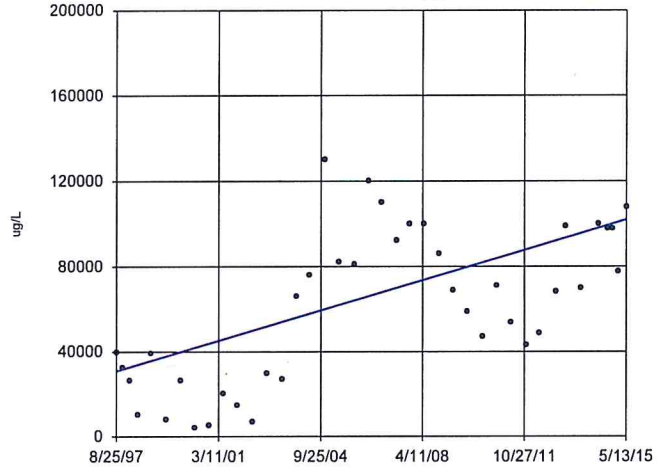

n = 40

Slope = 4003 units per year.

Mann-Kendall statistic = 315 critical = 201

Increasing trend significant at 98% confidence level (α = 0.01 per tail).

Constituent: Iron Total Analysis Run 1/7/2016 1:01 PM

Bridgeton LF Client: RSI Data: BRIDGETON

Sanitas™ v.9.5.20 Software licensed to Jett Environmental Consulting, UG

Sen's Slope Estimator

114-AS (bg)

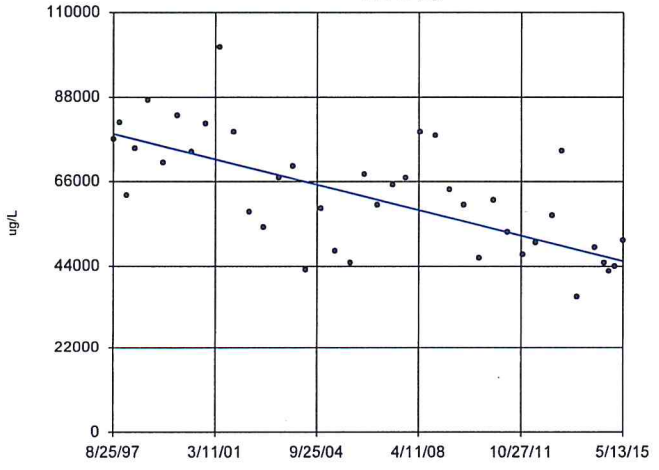

n = 40

Slope = -1865 units per year.

Mann-Kendall statistic = -374 critical = -201

Decreasing trend significant at 98% confidence level (α = 0.01 per tail).

Constituent: Magnesium Total Analysis Run 1/7/2016 1:01 PM

Bridgeton LF Client: RSI Data: BRIDGETON

Sanitas™ v.9.5.20 Software licensed to Jett Environmental Consulting, UG

Sen's Slope Estimator

114-AS (bg)

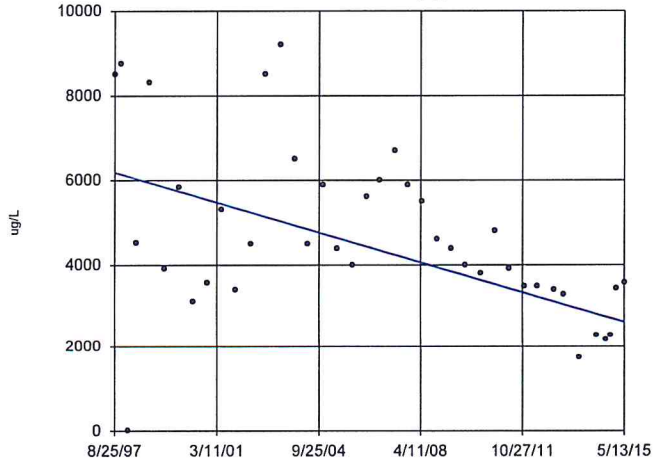

n = 40

Slope = -200.1 units per year.

Mann-Kendall statistic = -316 critical = -201

Decreasing trend significant at 98% confidence level (α = 0.01 per tail).

Constituent: Manganese Total Analysis Run 1/7/2016 1:01 PM

Bridgeton LF Client: RSI Data: BRIDGETON

Sanitas™ v.9.5.20 Software licensed to Jett Environmental Consulting, UG
Hollow symbols indicate censored values.

Sen's Slope Estimator

114-AS (bg)

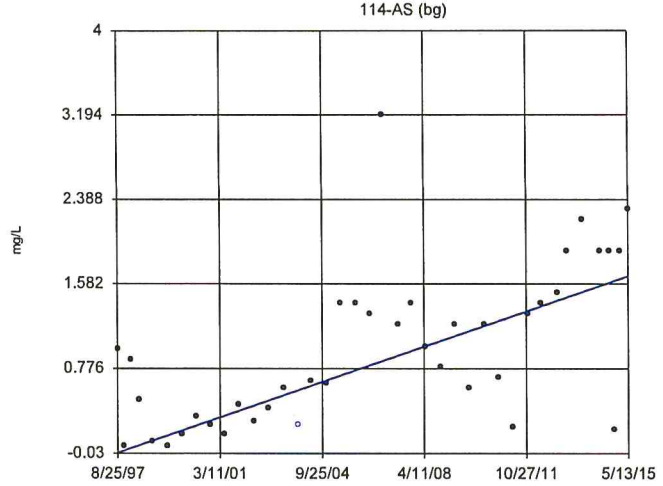

n = 40

Slope = 0.09466 units per year.

Mann-Kendall statistic = 401
critical = 201

Increasing trend significant at 98% confidence level (α = 0.01 per tail).

Constituent: Phosphorus Total Analysis Run 1/7/2016 1:01 PM
Bridgeton LF Client: RSI Data: BRIDGETON

Sanitas™ v.9.5.20 Software licensed to Jett Environmental Consulting, UG
Hollow symbols indicate censored values.

Sen's Slope Estimator

114-AS (bg)

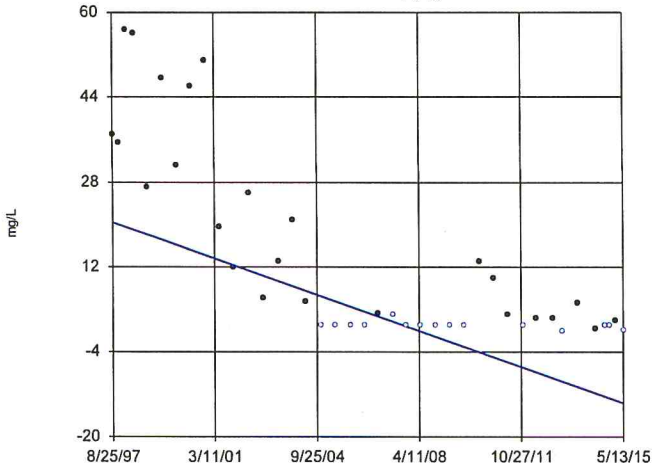

n = 40

Slope = -1.916 units per year.

Mann-Kendall statistic = -459
critical = -201

Decreasing trend significant at 98% confidence level (α = 0.01 per tail).

Constituent: Sulfate as SO4 Analysis Run 1/7/2016 1:01 PM
Bridgeton LF Client: RSI Data: BRIDGETON

Sanitas™ v.9.5.20 Software licensed to Jett Environmental Consulting, UG
Hollow symbols indicate censored values.

Sen's Slope Estimator

114-AS (bg)

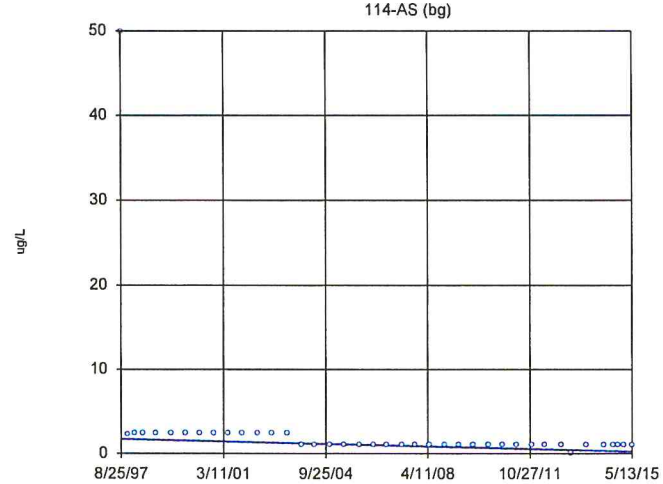

n = 40

Slope = -0.08238 units per year.

Mann-Kendall statistic = -378
critical = -201

Decreasing trend significant at 98% confidence level (α = 0.01 per tail).

Constituent: Thallium Total Analysis Run 1/7/2016 1:01 PM
Bridgeton LF Client: RSI Data: BRIDGETON

Sanitas™ v.9.5.20 Software licensed to Jett Environmental Consulting, UG

Sen's Slope Estimator

114-AS (bg)

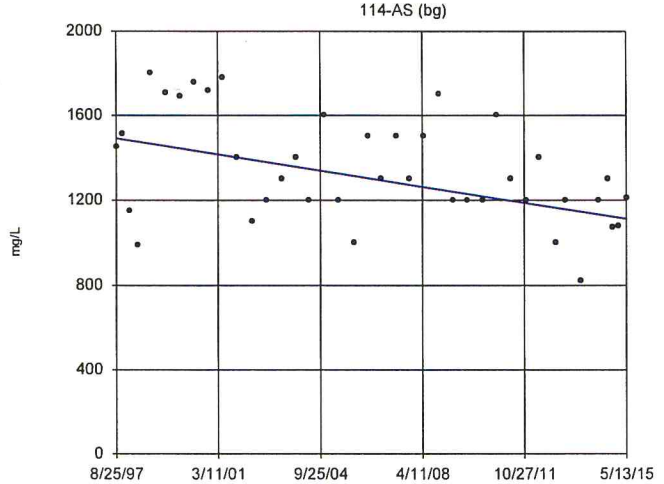

n = 40

Slope = -21.33 units per year.

Mann-Kendall statistic = -230
critical = -201

Decreasing trend significant at 98% confidence level (α = 0.01 per tail).

Constituent: Total Dissolved Solids [TDS] Analysis Run 1/7/2016 1:01 PM
Bridgeton LF Client: RSI Data: BRIDGETON

INTRA-WELL PREDICTION LIMITS

Background data were evaluated for increasing statistical trends (or either increasing or decreasing trends for field pH). In those cases where the background data were determined to exhibit a statistical trend, typically the most recent background data were excluded until the data no longer exhibited a statistical trend. For each of the constituent-well pairs listed below, the specified modified background data period was utilized in the determination of the intra-well prediction limit.

Alluvial Zone

- Ammonia as N at PZ-114-AS (8/97 through 9/14)
- Arsenic (Total) at PZ-114-AS (8/97 through 11/07)
- Iron (Total) at PZ-114-AS (8/97 through 5/06)
- Phosphorus (Total) at PZ-114-AS (8/97 through 11/05)

Prediction Limit

Bridgeton LF Client: RSI Data: Bridgeton LF Printed 8/3/2016, 11:01 AM

Constituent	Well	Upper Lim.	Lower Lim.	Date	Observ.	Sig.	Bg N	Bg Mean	Std. Dev.	%NDs	ND Adj.	Transform	Alpha	Method
Antimony Total (ug/L)	114-AS	50	n/a	6/1/2016	2.5ND	No	40	n/a	n/a	100	n/a	n/a	0.001152	NP Intra (NDs) 1 of 2
Barium Total (ug/L)	114-AS	1100	n/a	6/1/2016	854	No	40	6.583	0.2171	0	None	ln(x)	0.0007744	Param Intra 1 of 2
Beryllium Total (ug/L)	114-AS	1.0	n/a	6/1/2016	1ND	No	40	n/a	n/a	100	n/a	n/a	0.001152	NP Intra (NDs) 1 of 2
Boron Total (ug/L)	114-AS	660	n/a	6/1/2016	368	No	40	n/a	n/a	0	n/a	n/a	0.001152	NP Intra (normality) 1 of 2
Cadmium Total (ug/L)	114-AS	5.9	n/a	6/1/2016	0.1ND	No	40	n/a	n/a	92.5	n/a	n/a	0.001152	NP Intra (NDs) 1 of 2
Calcium Total (ug/L)	114-AS	340000	n/a	6/1/2016	186000	No	40	232475	50510	0	None	No	0.0007744	Param Intra 1 of 2
Chemical Oxygen Demand [COD] (mg/L)	114-AS	250	n/a	6/1/2016	40.4	No	40	3.906	1.151	7.5	None	x^(1/3)	0.0007744	Param Intra 1 of 2
Chloride (mg/L)	114-AS	600	n/a	6/1/2016	478	No	40	18.41	2.965	0	None	sqrt(x)	0.0007744	Param Intra 1 of 2
Chromium Total (ug/L)	114-AS	5.4	n/a	6/1/2016	2.5ND	No	40	n/a	n/a	97.5	n/a	n/a	0.001152	NP Intra (NDs) 1 of 2
Cobalt Total (ug/L)	114-AS	50	n/a	6/1/2016	2.5ND	No	40	n/a	n/a	37.5	n/a	n/a	0.001152	NP Intra (normality) 1 of 2
Copper Total (ug/L)	114-AS	110	n/a	6/1/2016	2.5ND	No	40	n/a	n/a	87.5	n/a	n/a	0.001152	NP Intra (NDs) 1 of 2
Fluoride (mg/L)	114-AS	0.45	n/a	6/1/2016	0.05ND	No	25	0.2589	0.08723	8	None	No	0.0007744	Param Intra 1 of 2
Hardness Total (mg/L)	114-AS	1300	n/a	6/1/2016	652	No	40	828.3	205.5	0	None	No	0.0007744	Param Intra 1 of 2
Lead Total (ug/L)	114-AS	25	n/a	6/1/2016	2.5ND	No	40	n/a	n/a	97.5	n/a	n/a	0.001152	NP Intra (NDs) 1 of 2
Magnesium Total (ug/L)	114-AS	98000	n/a	6/1/2016	45800	No	40	39.5	3.161	0	None	x^(1/3)	0.0007744	Param Intra 1 of 2
Manganese Total (ug/L)	114-AS	10000	n/a	6/1/2016	2690	No	39	8.401	0.3974	0	None	ln(x)	0.0007744	Param Intra 1 of 2
Mercury Total (ug/L)	114-AS	0.10	n/a	6/1/2016	0.1ND	No	40	n/a	n/a	100	n/a	n/a	0.001152	NP Intra (NDs) 1 of 2
Nickel Total (ug/L)	114-AS	84	n/a	6/1/2016	5ND	No	40	n/a	n/a	62.5	n/a	n/a	0.001152	NP Intra (NDs) 1 of 2
Nitrate/Nitrite (mg/L)	114-AS	5.0	n/a	6/1/2016	2ND	No	40	n/a	n/a	82.5	n/a	n/a	0.001152	NP Intra (NDs) 1 of 2
pH [Field] (su)	114-AS	7	6.2	6/1/2016	6.63	No	37	1.888	0.02947	0	None	ln(x)	0.0003872	Param Intra 1 of 2
Selenium Total (ug/L)	114-AS	50	n/a	6/1/2016	2.5ND	No	40	n/a	n/a	100	n/a	n/a	0.001152	NP Intra (NDs) 1 of 2
Silver Total (ug/L)	114-AS	5.0	n/a	6/1/2016	2.5ND	No	40	n/a	n/a	100	n/a	n/a	0.001152	NP Intra (NDs) 1 of 2
Sodium Total (ug/L)	114-AS	330000	n/a	6/1/2016	184000	No	40	12.09	0.2948	0	None	ln(x)	0.0007744	Param Intra 1 of 2
Specific Conductance [Field] (umhos/cm)	114-AS	3400	n/a	6/1/2016	2320	No	39	2313	528.9	0	None	No	0.0007744	Param Intra 1 of 2
Sulfate (mg/L)	114-AS	57	n/a	6/1/2016	0.125ND	No	40	n/a	n/a	37.5	n/a	n/a	0.001152	NP Intra (normality) 1 of 2
Thallium Total (ug/L)	114-AS	50	n/a	6/1/2016	1ND	No	40	n/a	n/a	100	n/a	n/a	0.001152	NP Intra (NDs) 1 of 2
Total Dissolved Solids [TDS] (mg/L)	114-AS	2000	n/a	6/1/2016	1240	No	40	7.186	0.1882	0	None	ln(x)	0.0007744	Param Intra 1 of 2
Total Organic Carbon [TOC] (mg/L)	114-AS	44	n/a	6/1/2016	13.7	No	40	2.244	0.6242	10	None	x^(1/3)	0.0007744	Param Intra 1 of 2
Vanadium Total (ug/L)	114-AS	12	n/a	6/1/2016	5ND	No	40	n/a	n/a	95	n/a	n/a	0.001152	NP Intra (NDs) 1 of 2
Zinc Total (ug/L)	114-AS	48	n/a	6/1/2016	10ND	No	40	n/a	n/a	90	n/a	n/a	0.001152	NP Intra (NDs) 1 of 2

Sanitas™ v.9.5.26 Software licensed to Jett Environmental Consulting, UG
Hollow symbols indicate censored values.

Within Limit

Prediction Limit

Intrawell Parametric

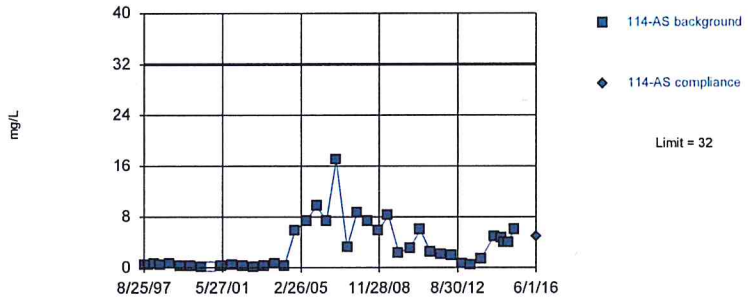

Background Data Summary (based on natural log transformation): Mean=0.3567, Std. Dev.=1.493, n=40, 2.5% NDs. Normality test: Shapiro Wilk @alpha = 0.01, calculated = 0.9353, critical = 0.919. Kappa = 2.076 (c=34, w=1, 1 of 2, event alpha = 0.026). Report alpha = 0.0007744. EPA 1989 outlier screening was performed on the background data (to establish suspected outliers for Dixon's/Rosner's). No background outliers were found.

Constituent: Ammonia as N Analysis Run 8/3/2016 10:52 AM

Bridgeton LF Client: RSI Data: Bridgeton LF

Sanitas™ v.9.5.26 Software licensed to Jett Environmental Consulting, UG
Hollow symbols indicate censored values.

Within Limit

Prediction Limit

Intrawell Non-parametric

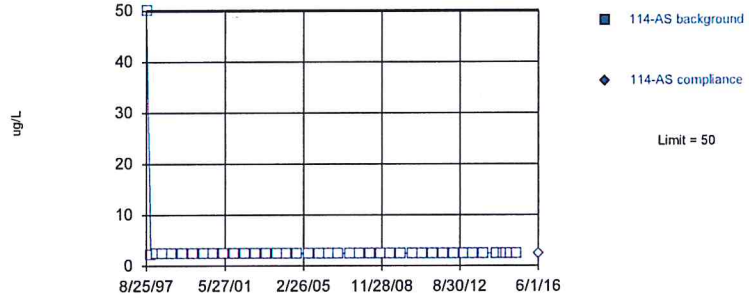

Non-parametric test used in lieu of parametric prediction limit because censored data exceeded 50%. Limit is highest of 40 background values. 100% NDs. Well-constituent pair annual alpha = 0.004602. Individual comparison alpha = 0.001152 (1 of 2). After outlier removal distribution was non-normal, so outlier results were invalidated.

Constituent: Antimony Total Analysis Run 8/3/2016 10:52 AM

Bridgeton LF Client: RSI Data: Bridgeton LF

Sanitas™ v.9.5.26 Software licensed to Jett Environmental Consulting, UG
Hollow symbols indicate censored values.

Within Limit

Prediction Limit

Intrawell Parametric

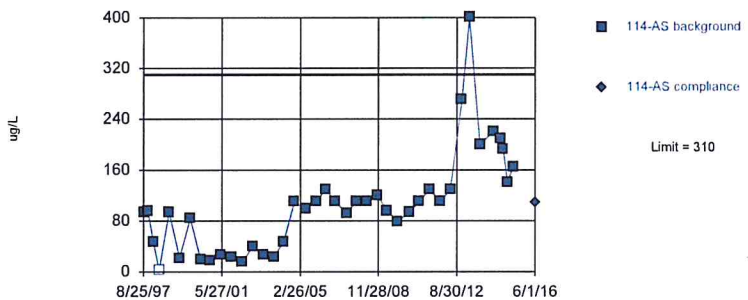

Background Data Summary (based on square root transformation): Mean=9.554, Std. Dev.=3.815, n=40, 2.5% NDs. Normality test: Shapiro Wilk @alpha = 0.01, calculated = 0.9585, critical = 0.919. Kappa = 2.076 (c=34, w=1, 1 of 2, event alpha = 0.026). Report alpha = 0.0007744. After outlier removal distribution was non-normal, so outlier results were invalidated.

Constituent: Arsenic Total Analysis Run 8/3/2016 10:52 AM

Bridgeton LF Client: RSI Data: Bridgeton LF

Sanitas™ v.9.5.26 Software licensed to Jett Environmental Consulting, UG

Within Limit

Prediction Limit

Intrawell Parametric

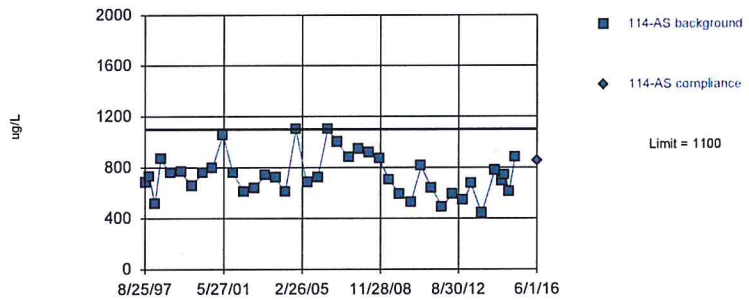

Background Data Summary (based on natural log transformation): Mean=6.583, Std. Dev.=0.2171, n=40. Normality test: Shapiro Wilk @alpha = 0.01, calculated = 0.9819, critical = 0.919. Kappa = 2.076 (c=34, w=1, 1 of 2, event alpha = 0.026). Report alpha = 0.0007744. EPA 1989 outlier screening was performed on the background data (to establish suspected outliers for Dixon's/Rosner's). No background outliers were found.

Constituent: Barium Total Analysis Run 8/3/2016 10:52 AM

Bridgeton LF Client: RSI Data: Bridgeton LF

Sanitas™ v.9.5.26 Software licensed to Jett Environmental Consulting, UG
Hollow symbols indicate censored values.

Within Limit

Prediction Limit

Intrawell Non-parametric

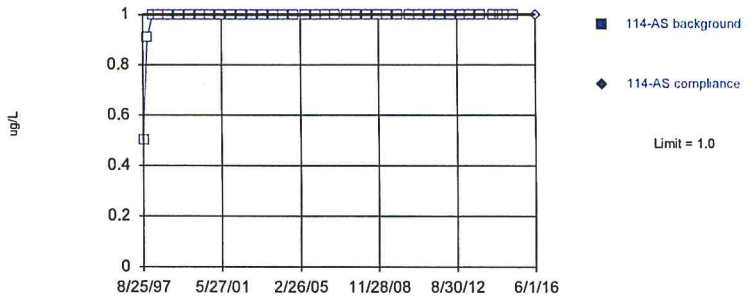

Non-parametric test used in lieu of parametric prediction limit because censored data exceeded 50%. Limit is highest of 40 background values. 100% NDs. Well-constituent pair annual alpha = 0.004602. Individual comparison alpha = 0.001152 (1 of 2). After outlier removal distribution was non-normal, so outlier results were invalidated.

Constituent: Beryllium Total Analysis Run 8/3/2016 10:52 AM
Bridgeton LF Client: RSI Data: Bridgeton LF

Sanitas™ v.9.5.26 Software licensed to Jett Environmental Consulting, UG

Within Limit

Prediction Limit

Intrawell Non-parametric

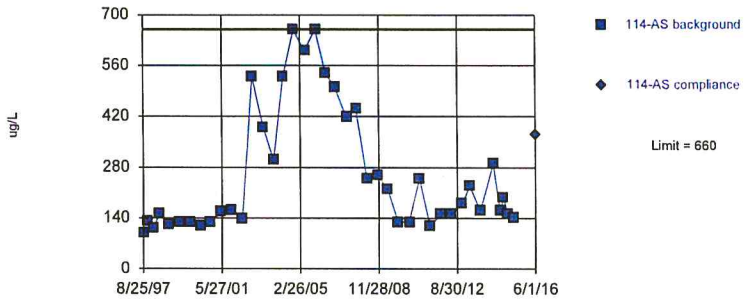

Non-parametric test used in lieu of parametric prediction limit because the Shapiro Wilk normality test showed the data to be non-normal at the 0.01 alpha level. Limit is highest of 40 background values. Well-constituent pair annual alpha = 0.004602. Individual comparison alpha = 0.001152 (1 of 2). After outlier removal distribution was non-normal, so outlier results were invalidated.

Constituent: Boron Total Analysis Run 8/3/2016 10:52 AM
Bridgeton LF Client: RSI Data: Bridgeton LF

Sanitas™ v.9.5.26 Software licensed to Jett Environmental Consulting, UG
Hollow symbols indicate censored values.

Within Limit

Prediction Limit

Intrawell Non-parametric

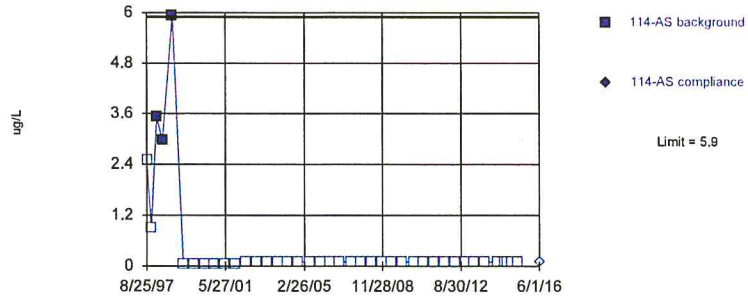

Non-parametric test used in lieu of parametric prediction limit because censored data exceeded 50%. Limit is highest of 40 background values. 92.5% NDs. Well-constituent pair annual alpha = 0.004602. Individual comparison alpha = 0.001152 (1 of 2). After outlier removal distribution was non-normal, so outlier results were invalidated.

Constituent: Cadmium Total Analysis Run 8/3/2016 10:52 AM
Bridgeton LF Client: RSI Data: Bridgeton LF

Sanitas™ v.9.5.26 Software licensed to Jett Environmental Consulting, UG

Within Limit

Prediction Limit

Intrawell Parametric

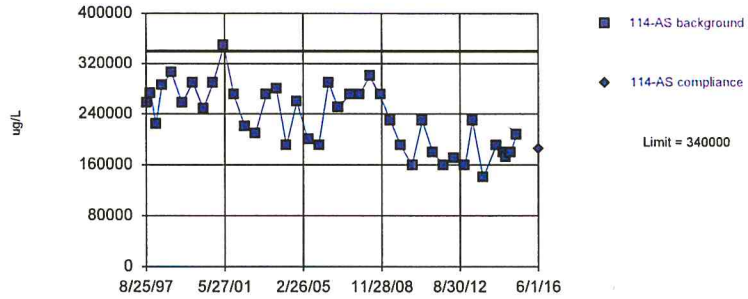

Background Data Summary: Mean=232475, Std. Dev.=50510, n=40. Normality test: Shapiro Wilk @alpha = 0.01, calculated = 0.9565, critical = 0.919. Kappa = 2.076 (c=34, w=1, 1 of 2, event alpha = 0.026). Report alpha = 0.0007744. EPA 1989 outlier screening was performed on the background data (to establish suspected outliers for Dixon's/Rosner's). No background outliers were found.

Constituent: Calcium Total Analysis Run 8/3/2016 10:52 AM
Bridgeton LF Client: RSI Data: Bridgeton LF

Sanitas™ v.9.5.26 Software licensed to Jett Environmental Consulting, UG
Hollow symbols indicate censored values.

Within Limit

Prediction Limit

Intrawell Parametric

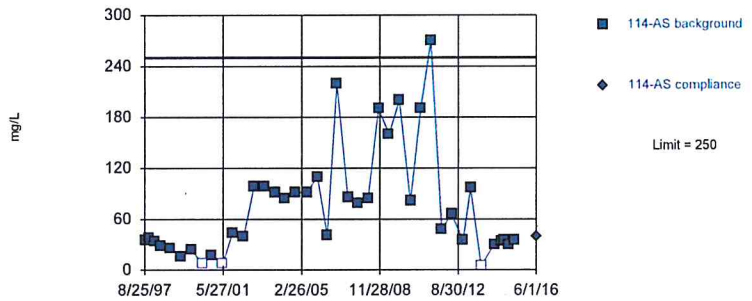

Background Data Summary (based on cube root transformation): Mean=3.906, Std. Dev.=1.151, n=40, 7.5% NDs. Normality test: Shapiro Wilk @alpha = 0.01, calculated = 0.9581, critical = 0.919. Kappa = 2.076 (c=34, w=1, 1 of 2, event alpha = 0.026). Report alpha = 0.0007744. EPA 1989 outlier screening was performed on the background data (to establish suspected outliers for Dixon's/Rosner's). No background outliers were found.

Constituent: Chemical Oxygen Demand [COD] Analysis Run 8/3/2016 10:52 AM

Bridgeton LF Client: RSI Data: Bridgeton LF

Sanitas™ v.9.5.26 Software licensed to Jett Environmental Consulting, UG

Within Limit

Prediction Limit

Intrawell Parametric

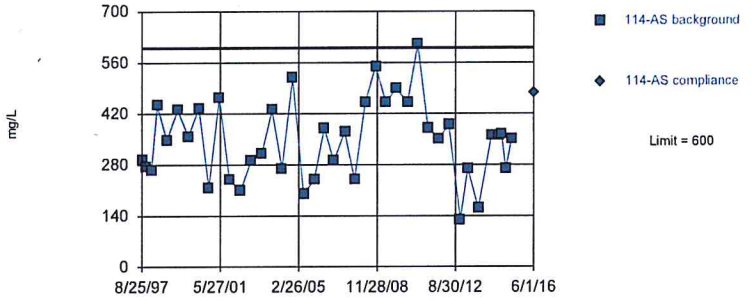

Background Data Summary (based on square root transformation): Mean=18.41, Std. Dev.=2.965, n=40. Normality test: Shapiro Wilk @alpha = 0.01, calculated = 0.9847, critical = 0.919. Kappa = 2.076 (c=34, w=1, 1 of 2, event alpha = 0.026). Report alpha = 0.0007744. EPA 1989 outlier screening was performed on the background data (to establish suspected outliers for Dixon's/Rosner's). No background outliers were found.

Constituent: Chloride Analysis Run 8/3/2016 10:52 AM

Bridgeton LF Client: RSI Data: Bridgeton LF

Sanitas™ v.9.5.26 Software licensed to Jett Environmental Consulting, UG
Hollow symbols indicate censored values.

Within Limit

Prediction Limit

Intrawell Non-parametric

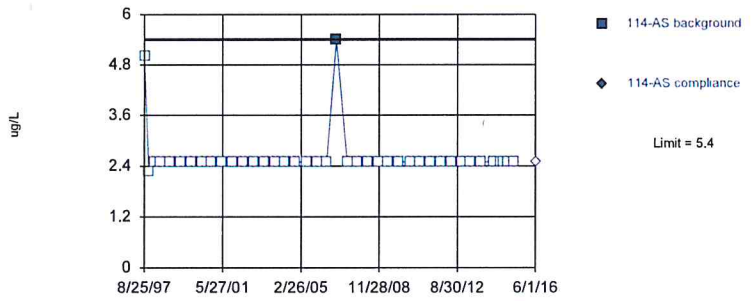

Non-parametric test used in lieu of parametric prediction limit because censored data exceeded 50%. Limit is highest of 40 background values. 97.5% NDs. Well-constituent pair annual alpha = 0.004602. Individual comparison alpha = 0.001152 (1 of 2). After outlier removal distribution was non-normal, so outlier results were invalidated.

Constituent: Chromium Total Analysis Run 8/3/2016 10:52 AM

Bridgeton LF Client: RSI Data: Bridgeton LF

Sanitas™ v.9.5.26 Software licensed to Jett Environmental Consulting, UG
Hollow symbols indicate censored values.

Within Limit

Prediction Limit

Intrawell Non-parametric

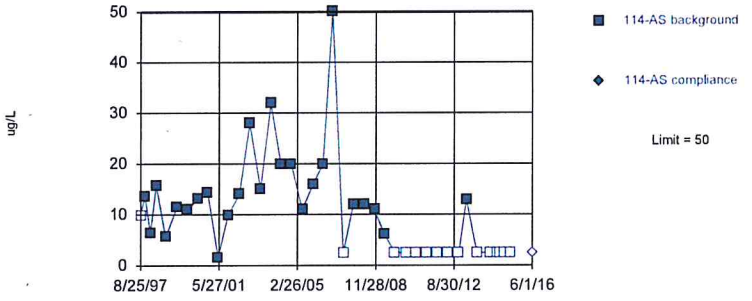

Non-parametric test used in lieu of parametric prediction limit because the Shapiro Wilk normality test showed the data to be non-normal at the 0.01 alpha level. Limit is highest of 40 background values. 37.5% NDs. Well-constituent pair annual alpha = 0.004602. Individual comparison alpha = 0.001152 (1 of 2). After outlier removal distribution was non-normal, so outlier results were invalidated.

Constituent: Cobalt Total Analysis Run 8/3/2016 10:52 AM

Bridgeton LF Client: RSI Data: Bridgeton LF

Sanitas™ v.9.5.26 Software licensed to Jett Environmental Consulting. UG
Hollow symbols indicate censored values.

Within Limit

Prediction Limit

Intrawell Non-parametric

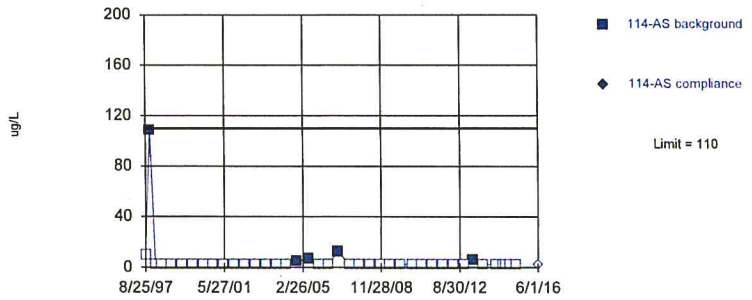

Non-parametric test used in lieu of parametric prediction limit because censored data exceeded 50%. Limit is highest of 40 background values. 87.5% NDs. Well-constituent pair annual alpha = 0.004602. Individual comparison alpha = 0.001152 (1 of 2). After outlier removal distribution was non-normal, so outlier results were invalidated.

Constituent: Copper Total Analysis Run 8/3/2016 10:52 AM
Bridgeton LF Client: RSI Data: Bridgeton LF

Sanitas™ v.9.5.26 Software licensed to Jett Environmental Consulting. UG
Hollow symbols indicate censored values.

Within Limit

Prediction Limit

Intrawell Parametric

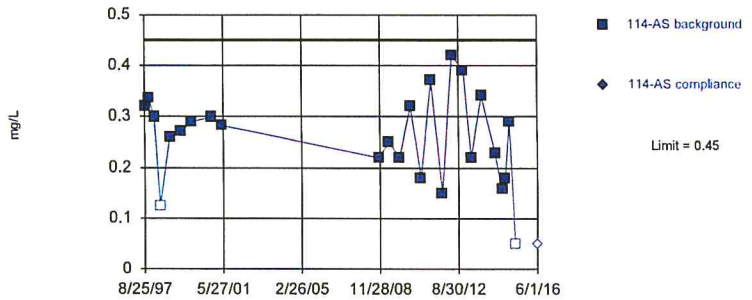

Background Data Summary: Mean=0.2589, Std. Dev.=0.08723, n=25, 8% NDs. Normality test: Shapiro Wilk @alpha = 0.01, calculated = 0.9851, critical = 0.888. Kappa = 2.19 (c=34, w=1, 1 of 2, event alpha = 0.026). Report alpha = 0.0007744. Rosner's outlier test was performed on the background data. One background outlier was removed: 1.23 (5/23/2000).

Constituent: Fluoride Analysis Run 8/3/2016 10:52 AM
Bridgeton LF Client: RSI Data: Bridgeton LF

Sanitas™ v.9.5.26 Software licensed to Jett Environmental Consulting. UG

Within Limit

Prediction Limit

Intrawell Parametric

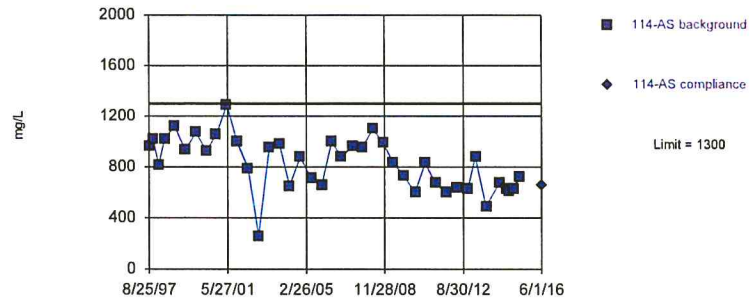

Background Data Summary: Mean=828.3, Std. Dev.=205.5, n=40. Normality test: Shapiro Wilk @alpha = 0.01, calculated = 0.9694, critical = 0.919. Kappa = 2.076 (c=34, w=1, 1 of 2, event alpha = 0.026). Report alpha = 0.0007744. Rosner's outlier test was performed on the background data. No background outliers were found.

Constituent: Hardness Total Analysis Run 8/3/2016 10:52 AM
Bridgeton LF Client: RSI Data: Bridgeton LF

Sanitas™ v.9.5.26 Software licensed to Jett Environmental Consulting. UG

Within Limit

Prediction Limit

Intrawell Parametric

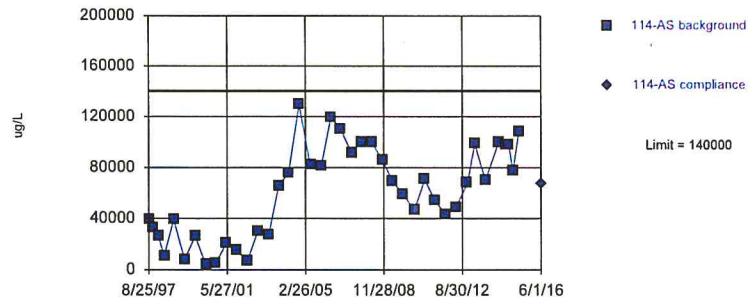

Background Data Summary: Mean=61149, Std. Dev.=35851, n=40. Normality test: Shapiro Wilk @alpha = 0.01, calculated = 0.9461, critical = 0.919. Kappa = 2.076 (c=34, w=1, 1 of 2, event alpha = 0.026). Report alpha = 0.0007744. EPA 1989 outlier screening was performed on the background data (to establish suspected outliers for Dixon's/Rosner's). No background outliers were found.

Constituent: Iron Total Analysis Run 8/3/2016 10:52 AM
Bridgeton LF Client: RSI Data: Bridgeton LF

Sanitas™ v.9.5.26 Software licensed to Jett Environmental Consulting, UG
Hollow symbols indicate censored values.

Within Limit

Prediction Limit

Intrawell Non-parametric

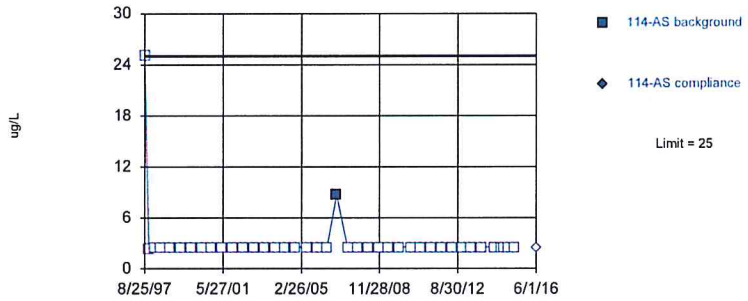

Non-parametric test used in lieu of parametric prediction limit because censored data exceeded 50%. Limit is highest of 40 background values. 97.5% NDs. Well-constituent pair annual alpha = 0.004602. Individual comparison alpha = 0.001152 (1 of 2). After outlier removal distribution was non-normal, so outlier results were invalidated.

Constituent: Lead Total Analysis Run 8/3/2016 10:52 AM
Bridgeton LF Client: RSI Data: Bridgeton LF

Sanitas™ v.9.5.26 Software licensed to Jett Environmental Consulting, UG

Within Limit

Prediction Limit

Intrawell Parametric

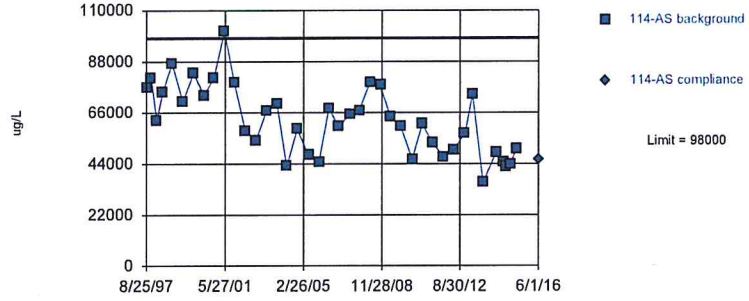

Background Data Summary (based on cube root transformation): Mean=39.5, Std. Dev.=3.161, n=40. Normality test: Shapiro Wilk @alpha = 0.01, calculated = 0.974, critical = 0.919. Kappa = 2.076 (c=34, w=1, 1 of 2, event alpha = 0.026). Report alpha = 0.0007744. EPA 1989 outlier screening was performed on the background data (to establish suspected outliers for Dixon's/Rosner's). No background outliers were found.

Constituent: Magnesium Total Analysis Run 8/3/2016 10:52 AM
Bridgeton LF Client: RSI Data: Bridgeton LF

Sanitas™ v.9.5.26 Software licensed to Jett Environmental Consulting, UG

Within Limit

Prediction Limit

Intrawell Parametric

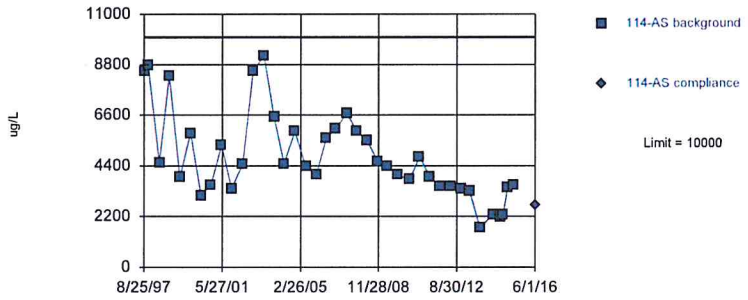

Background Data Summary (based on natural log transformation): Mean=8.401, Std. Dev.=0.3974, n=39. Normality test: Shapiro Wilk @alpha = 0.01, calculated = 0.966, critical = 0.917. Kappa = 2.081 (c=34, w=1, 1 of 2, event alpha = 0.026). Report alpha = 0.0007744. Rosner's outlier test was performed on the background data. One background outlier was removed: 6.38 (2/16/1998).

Constituent: Manganese Total Analysis Run 8/3/2016 10:52 AM
Bridgeton LF Client: RSI Data: Bridgeton LF

Sanitas™ v.9.5.26 Software licensed to Jett Environmental Consulting, UG
Hollow symbols indicate censored values.

Within Limit

Prediction Limit

Intrawell Non-parametric

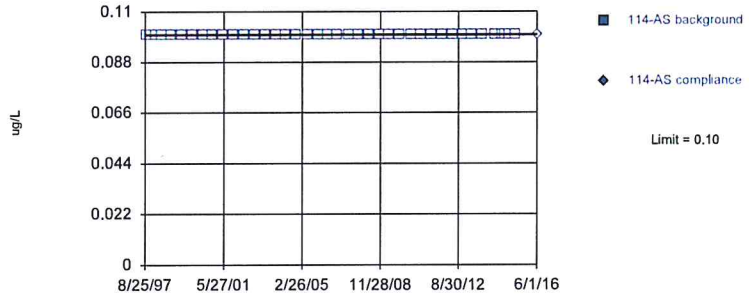

Non-parametric test used in lieu of parametric prediction limit because censored data exceeded 50%. Limit is highest of 40 background values. 100% NDs. Well-constituent pair annual alpha = 0.004602. Individual comparison alpha = 0.001152 (1 of 2). After outlier removal distribution was non-normal, so outlier results were invalidated.

Constituent: Mercury Total Analysis Run 8/3/2016 10:52 AM
Bridgeton LF Client: RSI Data: Bridgeton LF

Sanitas™ v.9.5.26 Software licensed to Jett Environmental Consulting, UG
Hollow symbols indicate censored values.

Within Limit

Prediction Limit

Intrawell Non-parametric

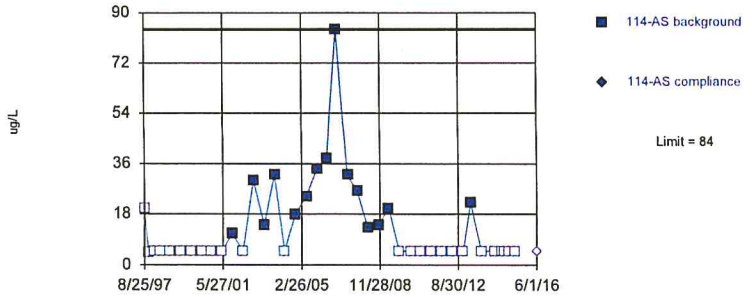

Non-parametric test used in lieu of parametric prediction limit because censored data exceeded 50%. Limit is highest of 40 background values. 62.5% NDs. Well-constituent pair annual alpha = 0.004602. Individual comparison alpha = 0.001152 (1 of 2). After outlier removal distribution was non-normal, so outlier results were invalidated.

Constituent: Nickel Total Analysis Run 8/3/2016 10:52 AM
Bridgeton LF Client: RSI Data: Bridgeton LF

Sanitas™ v.9.5.26 Software licensed to Jett Environmental Consulting, UG
Hollow symbols indicate censored values.

Within Limit

Prediction Limit

Intrawell Non-parametric

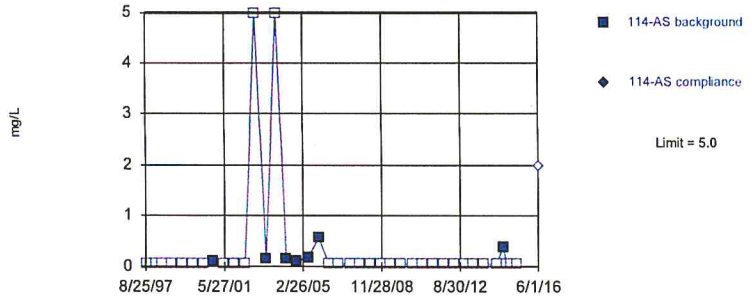

Non-parametric test used in lieu of parametric prediction limit because censored data exceeded 50%. Limit is highest of 40 background values. 82.5% NDs. Well-constituent pair annual alpha = 0.004602. Individual comparison alpha = 0.001152 (1 of 2). After outlier removal distribution was non-normal, so outlier results were invalidated.

Constituent: Nitrate/Nitrite Analysis Run 8/3/2016 10:52 AM
Bridgeton LF Client: RSI Data: Bridgeton LF

Sanitas™ v.9.5.26 Software licensed to Jett Environmental Consulting, UG

Within Limits

Prediction Limit

Intrawell Parametric

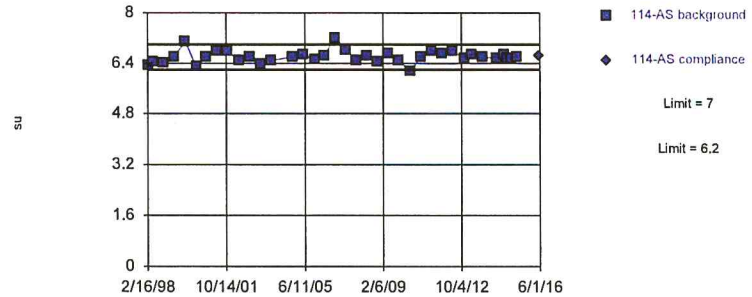

Background Data Summary (based on natural log transformation): Mean=1.888, Std. Dev.=0.02947, n=37. Normality test: Shapiro Wilk @alpha = 0.01, calculated = 0.9517, critical = 0.914. Kappa = 2.092 (c=34, w=1, 1 of 2, event alpha = 0.026). Report alpha = 0.0007744. Rosner's outlier test was performed on the background data. Three background outliers were removed: 5.8 (8/25/1997); 5.91 (11/10/1997); 7.5 (5/11/2004).

Constituent: pH [Field] Analysis Run 8/3/2016 10:52 AM
Bridgeton LF Client: RSI Data: Bridgeton LF

Sanitas™ v.9.5.26 Software licensed to Jett Environmental Consulting, UG
Hollow symbols indicate censored values.

Within Limit

Prediction Limit

Intrawell Parametric

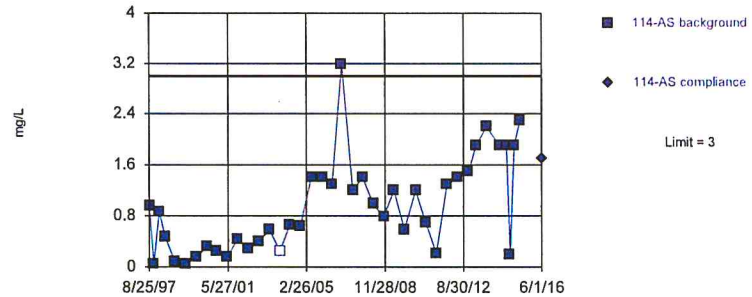

Background Data Summary (based on square root transformation): Mean=0.9028, Std. Dev.=0.3956, n=40, 2.5% NDs. Normality test: Shapiro Wilk @alpha = 0.01, calculated = 0.9676, critical = 0.919. Kappa = 2.076 (c=34, w=1, 1 of 2, event alpha = 0.026). Report alpha = 0.0007744. EPA 1989 outlier screening was performed on the background data (to establish suspected outliers for Dixon's/Rosner's). No background outliers were found.

Constituent: Phosphorus Total Analysis Run 8/3/2016 10:52 AM
Bridgeton LF Client: RSI Data: Bridgeton LF

Sanitas™ v.9.5.26 Software licensed to Jett Environmental Consulting, UG
Hollow symbols indicate censored values.

Within Limit

Prediction Limit

Intrawell Non-parametric

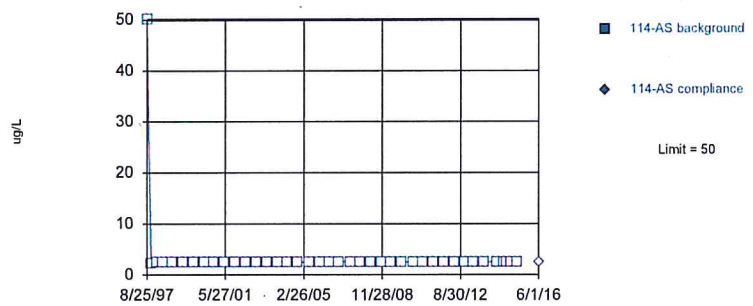

Non-parametric test used in lieu of parametric prediction limit because censored data exceeded 50%. Limit is highest of 40 background values. 100% NDs. Well-constituent pair annual alpha = 0.004602. Individual comparison alpha = 0.001152 (1 of 2). After outlier removal distribution was non-normal, so outlier results were invalidated.

Constituent: Selenium Total Analysis Run 8/3/2016 10:52 AM
Bridgeton LF Client: RSI Data: Bridgeton LF

Sanitas™ v.9.5.26 Software licensed to Jett Environmental Consulting, UG
Hollow symbols indicate censored values.

Within Limit

Prediction Limit

Intrawell Non-parametric

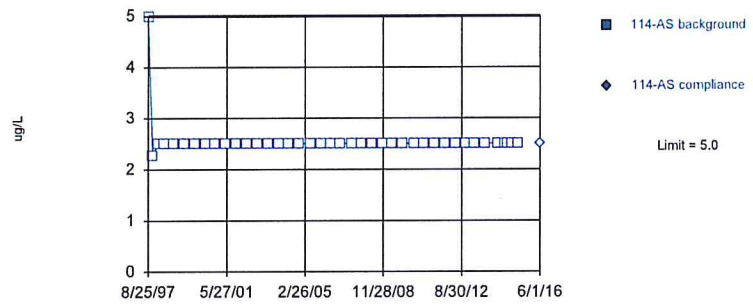

Non-parametric test used in lieu of parametric prediction limit because censored data exceeded 50%. Limit is highest of 40 background values. 100% NDs. Well-constituent pair annual alpha = 0.004602. Individual comparison alpha = 0.001152 (1 of 2). After outlier removal distribution was non-normal, so outlier results were invalidated.

Constituent: Silver Total Analysis Run 8/3/2016 10:52 AM
Bridgeton LF Client: RSI Data: Bridgeton LF

Sanitas™ v.9.5.26 Software licensed to Jett Environmental Consulting, UG

Within Limit

Prediction Limit

Intrawell Parametric

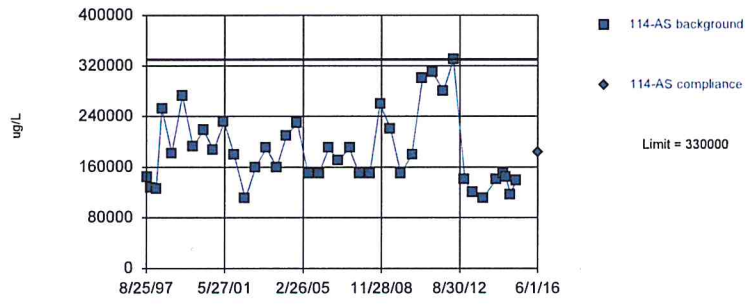

Background Data Summary (based on natural log transformation): Mean=12.09, Std. Dev.=0.2948, n=40. Normality test: Shapiro Wilk @alpha = 0.01, calculated = 0.9539, critical = 0.919. Kappa = 2.076 (c=34, w=1, 1 of 2, event alpha = 0.026). Report alpha = 0.0007744. EPA 1989 outlier screening was performed on the background data (to establish suspected outliers for Dixon's/Rosner's). No background outliers were found.

Constituent: Sodium Total Analysis Run 8/3/2016 10:52 AM
Bridgeton LF Client: RSI Data: Bridgeton LF

Sanitas™ v.9.5.26 Software licensed to Jett Environmental Consulting, UG

Within Limit

Prediction Limit

Intrawell Parametric

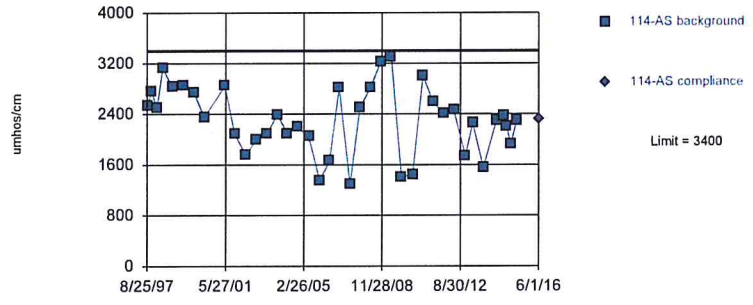

Background Data Summary: Mean=2313, Std. Dev.=528.9, n=39. Normality test: Shapiro Wilk @alpha = 0.01, calculated = 0.9683, critical = 0.917. Kappa = 2.081 (c=34, w=1, 1 of 2, event alpha = 0.026). Report alpha = 0.0007744. Rosner's outlier test was performed on the background data. One background outlier was removed: 280 (11/13/2000).

Constituent: Specific Conductance [Field] Analysis Run 8/3/2016 10:52 AM
Bridgeton LF Client: RSI Data: Bridgeton LF

Sanitas™ v.9.5.26 Software licensed to Jett Environmental Consulting, UG
Hollow symbols indicate censored values.

Within Limit

Prediction Limit

Intrawell Non-parametric

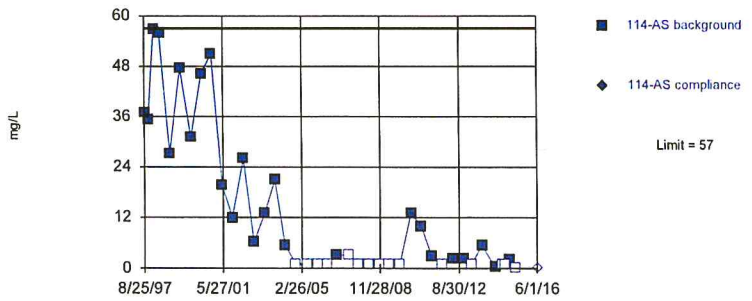

Non-parametric test used in lieu of parametric prediction limit because the Shapiro Wilk normality test showed the data to be non-normal at the 0.01 alpha level. Limit is highest of 40 background values. 37.5% NDs. Well-constituent pair annual alpha = 0.004602. Individual comparison alpha = 0.001152 (1 of 2). After outlier removal distribution was non-normal, so outlier results were invalidated.

Constituent: Sulfate Analysis Run 8/3/2016 10:52 AM
Bridgeton LF Client: RSI Data: Bridgeton LF

Sanitas™ v.9.5.26 Software licensed to Jett Environmental Consulting, UG
Hollow symbols indicate censored values.

Within Limit

Prediction Limit

Intrawell Non-parametric

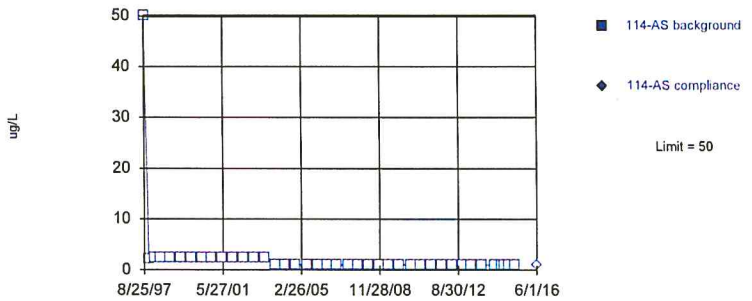

Non-parametric test used in lieu of parametric prediction limit because censored data exceeded 50%. Limit is highest of 40 background values. 100% NDs. Well-constituent pair annual alpha = 0.004602. Individual comparison alpha = 0.001152 (1 of 2). After outlier removal distribution was non-normal, so outlier results were invalidated.

Constituent: Thallium Total Analysis Run 8/3/2016 10:52 AM
Bridgeton LF Client: RSI Data: Bridgeton LF

Sanitas™ v.9.5.26 Software licensed to Jett Environmental Consulting, UG

Within Limit

Prediction Limit

Intrawell Parametric

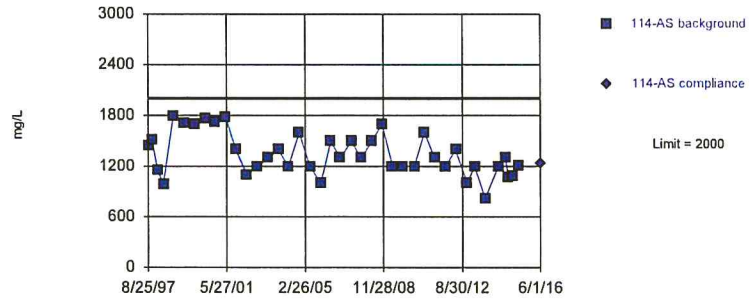

Background Data Summary (based on natural log transformation): Mean=7.186, Std. Dev.=0.1882, n=40. Normality test: Shapiro Wilk @alpha = 0.01, calculated = 0.9567, critical = 0.919. Kappa = 2.076 (c=34, w=1, 1 of 2, event alpha = 0.026). Report alpha = 0.0007744. EPA 1989 outlier screening was performed on the background data (to establish suspected outliers for Dixon's/Rosner's). No background outliers were found.

Constituent: Total Dissolved Solids [TDS] Analysis Run 8/3/2016 10:52 AM
Bridgeton LF Client: RSI Data: Bridgeton LF

Sanitas™ v.9.5.26 Software licensed to Jett Environmental Consulting, UG
Hollow symbols indicate censored values.

Within Limit

Prediction Limit

Intrawell Parametric

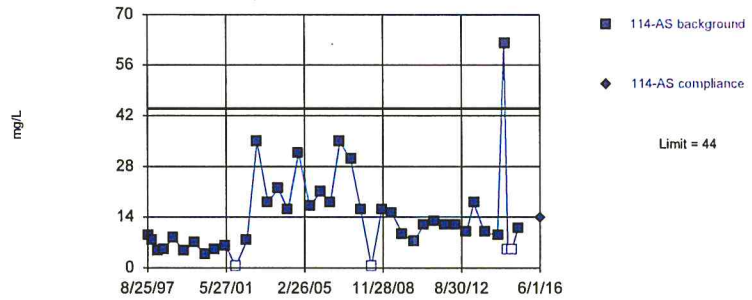

Background Data Summary (based on cube root transformation): Mean=2.244, Std. Dev.=0.6242, n=40, 10% NDs. Normality test: Shapiro Wilk @alpha = 0.01, calculated = 0.9684, critical = 0.919. Kappa = 2.076 (c=34, w=1, 1 of 2, event alpha = 0.026). Report alpha = 0.0007744. Distribution was found to be non-normal after removal of suspect values, so outliers could not be indentified.

Constituent: Total Organic Carbon [TOC] Analysis Run 8/3/2016 10:52 AM
Bridgeton LF Client: RSI Data: Bridgeton LF

Sanitas™ v.9.5.26 Software licensed to Jett Environmental Consulting, UG
Hollow symbols indicate censored values.

Within Limit

Prediction Limit

Intrawell Non-parametric

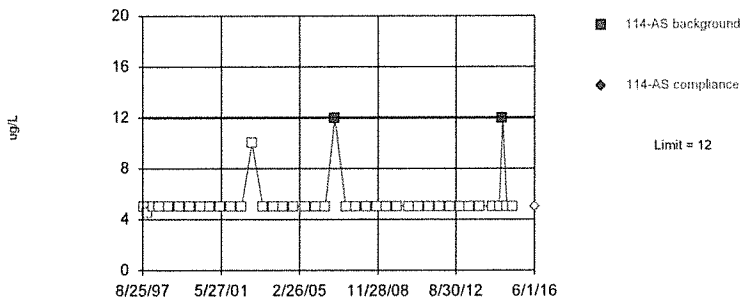

Non-parametric test used in lieu of parametric prediction limit because censored data exceeded 50%. Limit is highest of 40 background values. 95% NDs. Well-constituent pair annual alpha = 0.004602. Individual comparison alpha = 0.001152 (1 of 2). After outlier removal distribution was non-normal, so outlier results were invalidated.

Constituent: Vanadium Total Analysis Run 8/3/2016 10:52 AM

Bridgeton LF Client: RSI Data: Bridgeton LF

Sanitas™ v.9.5.26 Software licensed to Jett Environmental Consulting, UG
Hollow symbols indicate censored values.

Within Limit

Prediction Limit

Intrawell Non-parametric

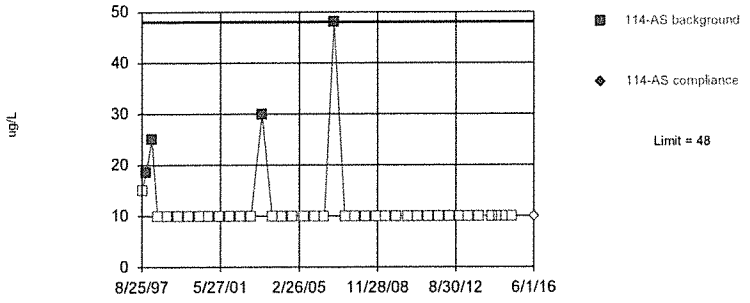

Non-parametric test used in lieu of parametric prediction limit because censored data exceeded 50%. Limit is highest of 40 background values. 90% NDs. Well-constituent pair annual alpha = 0.004602. Individual comparison alpha = 0.001152 (1 of 2). After outlier removal distribution was non-normal, so outlier results were invalidated.

Constituent: Zinc Total Analysis Run 8/3/2016 10:52 AM

Bridgeton LF Client: RSI Data: Bridgeton LF

Prediction Limit

Bridgeton LF Client: RSI Data: Bridgeton LF Printed 8/3/2016, 11:05 AM

Constituent	Well	Upper Lim.	Lower Lim.	Date	Observ.	Sig.	Bg N	Bg Mean	Std. Dev.	%NDs	ND Adj.	Transform	Alpha	Method
Ammonia as N (mg/L)	114-AS	31	n/a	6/1/2016	4.9	No	37	0.2618	1.512	2.703	None	ln(x)	0.0007744	Param Intra 1 of 2
Arsenic Total (ug/L)	114-AS	190	n/a	6/1/2016	108	No	23	7.394	2.888	4.348	None	sqrt(x)	0.0007744	Param Intra 1 of 2
Iron Total (ug/L)	114-AS	170000	n/a	6/1/2016	67400	No	20	31.84	10.42	0	None	x^(1/3)	0.0007744	Param Intra 1 of 2
Phosphorus Total (mg/L)	114-AS	2	n/a	6/1/2016	1.7	No	19	0.7295	0.2274	5.263	None	x^(1/3)	0.0007744	Param Intra 1 of 2

Sanitas™ v.9.5.26 Software licensed to Jett Environmental Consulting, UG
Hollow symbols indicate censored values.

Within Limit

Prediction Limit

Intrawell Parametric

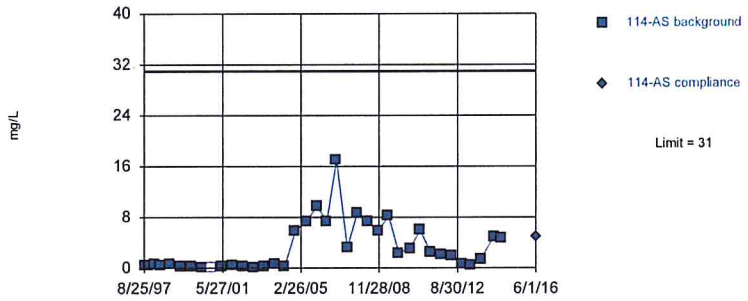

Background Data Summary (based on natural log transformation): Mean=0.2618, Std. Dev.=1.512, n=37, 2.703% NDs. Normality test: Shapiro Wilk @alpha = 0.01, calculated = 0.9423, critical = 0.914. Kappa = 2.092 (c=34, w=1, 1 of 2, event alpha = 0.026). Report alpha = 0.0007744. EPA 1989 outlier screening was performed on the background data (to establish suspected outliers for Dixon's/Rosner's). No background outliers were found.

Constituent: Ammonia as N Analysis Run 8/3/2016 11:03 AM

Bridgeton LF Client: RSI Data: Bridgeton LF

Sanitas™ v.9.5.26 Software licensed to Jett Environmental Consulting, UG
Hollow symbols indicate censored values.

Within Limit

Prediction Limit

Intrawell Parametric

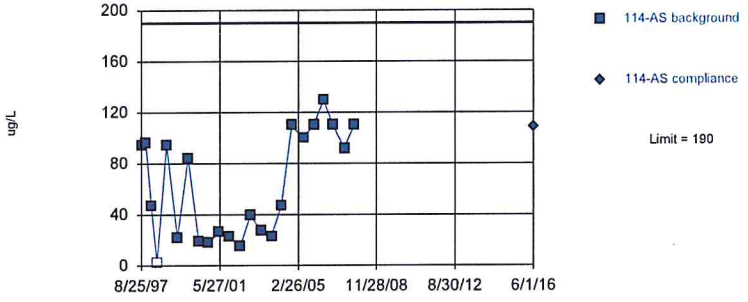

Background Data Summary (based on square root transformation): Mean=7.394, Std. Dev.=2.888, n=23, 4.348% NDs. Normality test: Shapiro Wilk @alpha = 0.01, calculated = 0.8921, critical = 0.881. Kappa = 2.224 (c=34, w=1, 1 of 2, event alpha = 0.026). Report alpha = 0.0007744. After outlier removal distribution was non-normal, so outlier results were invalidated.

Constituent: Arsenic Total Analysis Run 8/3/2016 11:03 AM

Bridgeton LF Client: RSI Data: Bridgeton LF

Sanitas™ v.9.5.26 Software licensed to Jett Environmental Consulting, UG

Within Limit

Prediction Limit

Intrawell Parametric

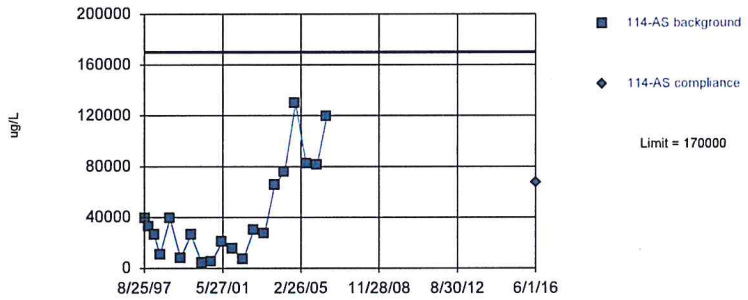

Background Data Summary (based on cube root transformation): Mean=31.84, Std. Dev.=10.42, n=20. Normality test: Shapiro Wilk @alpha = 0.01, calculated = 0.954, critical = 0.868. Kappa = 2.274 (c=34, w=1, 1 of 2, event alpha = 0.026). Report alpha = 0.0007744. EPA 1989 outlier screening was performed on the background data (to establish suspected outliers for Dixon's/Rosner's). No background outliers were found.

Constituent: Iron Total Analysis Run 8/3/2016 11:03 AM

Bridgeton LF Client: RSI Data: Bridgeton LF

Sanitas™ v.9.5.26 Software licensed to Jett Environmental Consulting, UG
Hollow symbols indicate censored values.

Within Limit

Prediction Limit

Intrawell Parametric

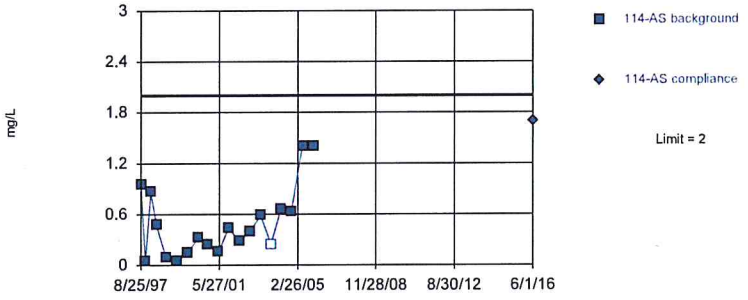

Background Data Summary (based on cube root transformation): Mean=0.7295, Std. Dev.=0.2274, n=19, 5.263% NDs. Normality test: Shapiro Wilk @alpha = 0.05, calculated = 0.9712, critical = 0.901. Kappa = 2.302 (c=34, w=1, 1 of 2, event alpha = 0.026). Report alpha = 0.0007744. EPA 1989 outlier screening was performed on the background data (to establish suspected outliers for Dixon's/Rosner's). No background outliers were found.

Constituent: Phosphorus Total Analysis Run 8/3/2016 11:04 AM

Bridgeton LF Client: RSI Data: Bridgeton LF

TIME SERIES GRAPHS

Sanitas™ v.9.5.26 Software licensed to Jett Environmental Consulting, UG
Hollow symbols indicate censored values.

Time Series

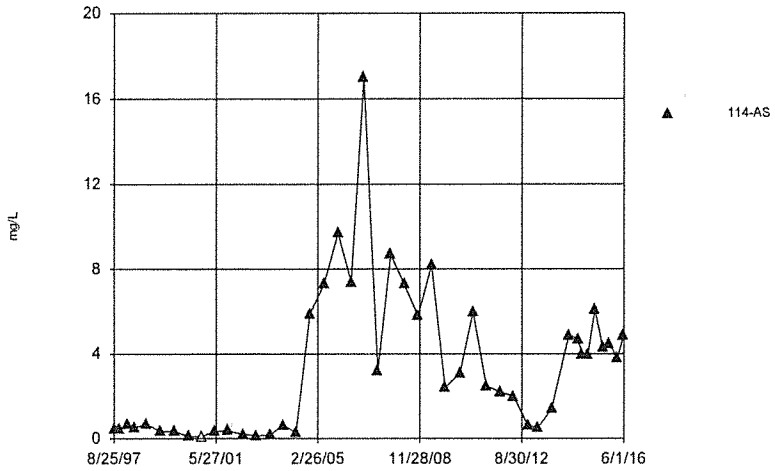

Constituent: Ammonia as N Analysis Run 8/3/2016 2:27 PM
Bridgeton LF Client: RSI Data: Bridgeton LF

Sanitas™ v.9.5.26 Software licensed to Jett Environmental Consulting, UG
Hollow symbols indicate censored values.

Time Series

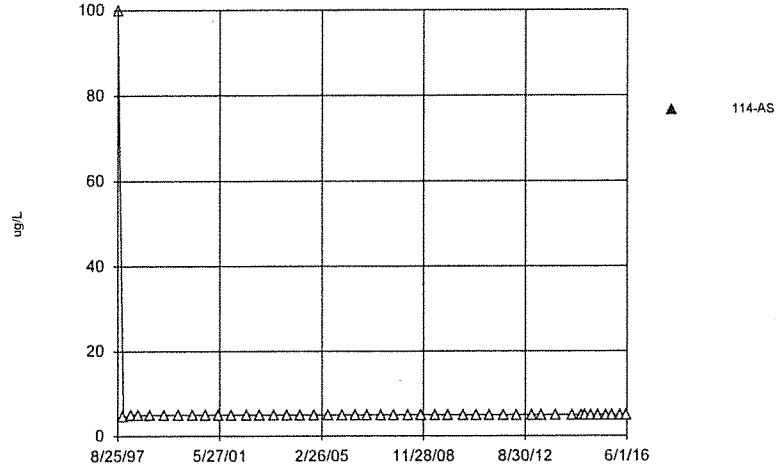

Constituent: Antimony Total Analysis Run 8/3/2016 2:27 PM
Bridgeton LF Client: RSI Data: Bridgeton LF

Sanitas™ v.9.5.26 Software licensed to Jett Environmental Consulting, UG
Hollow symbols indicate censored values.

Time Series

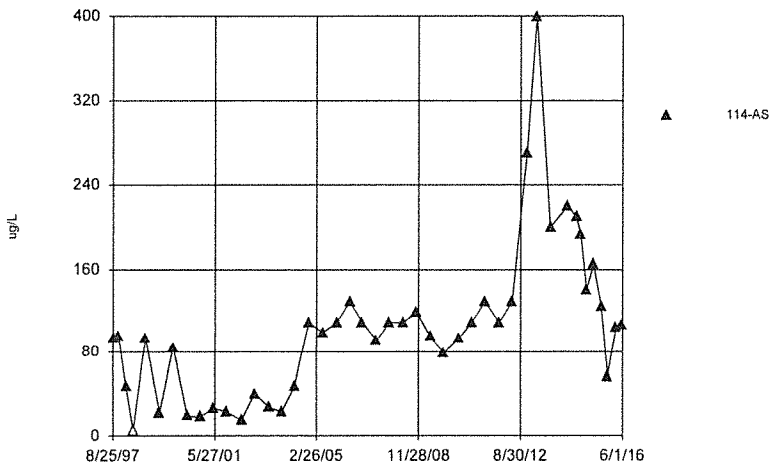

Constituent: Arsenic Total Analysis Run 8/3/2016 2:27 PM
Bridgeton LF Client: RSI Data: Bridgeton LF

Sanitas™ v.9.5.26 Software licensed to Jett Environmental Consulting, UG

Time Series

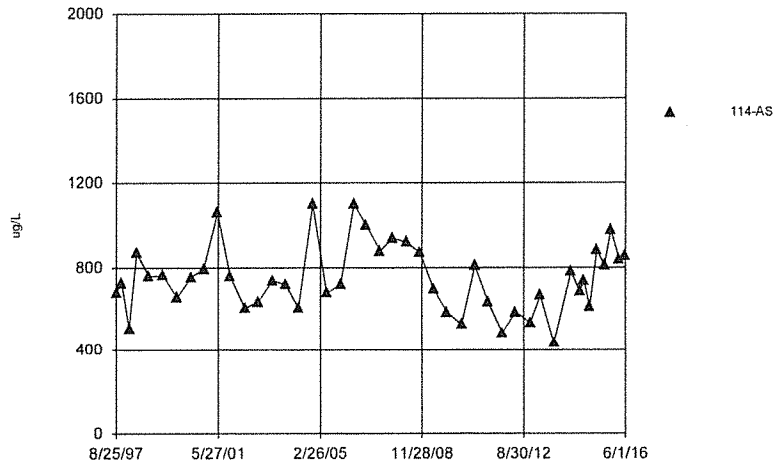

Constituent: Barium Total Analysis Run 8/3/2016 2:27 PM
Bridgeton LF Client: RSI Data: Bridgeton LF

Sanitas™ v.9.5.26 Software licensed to Jett Environmental Consulting, UG
Hollow symbols indicate censored values.

Time Series

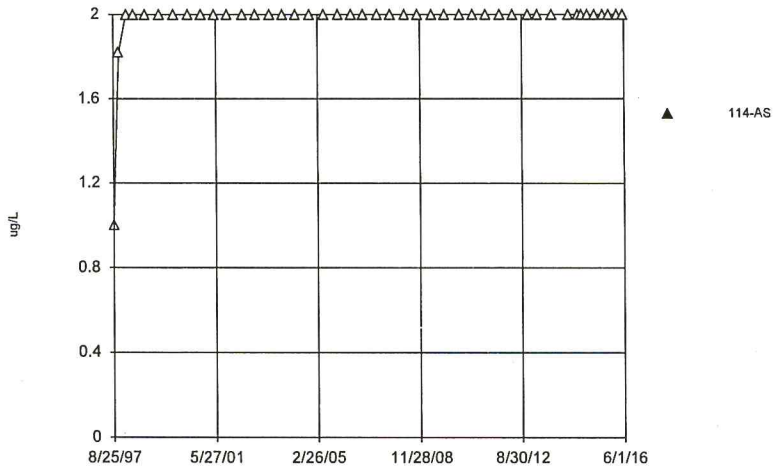

Constituent: Beryllium Total Analysis Run 8/3/2016 2:27 PM
Bridgeton LF Client: RSI Data: Bridgeton LF

Sanitas™ v.9.5.26 Software licensed to Jett Environmental Consulting, UG

Time Series

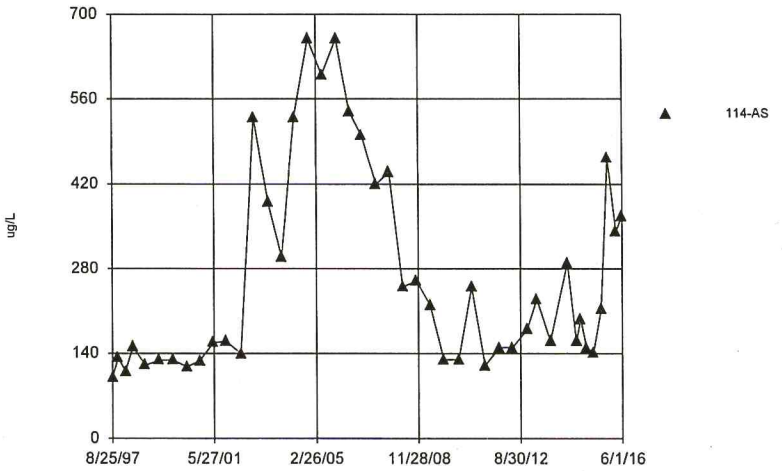

Constituent: Boron Total Analysis Run 8/3/2016 2:27 PM
Bridgeton LF Client: RSI Data: Bridgeton LF

Sanitas™ v.9.5.26 Software licensed to Jett Environmental Consulting, UG
Hollow symbols indicate censored values.

Time Series

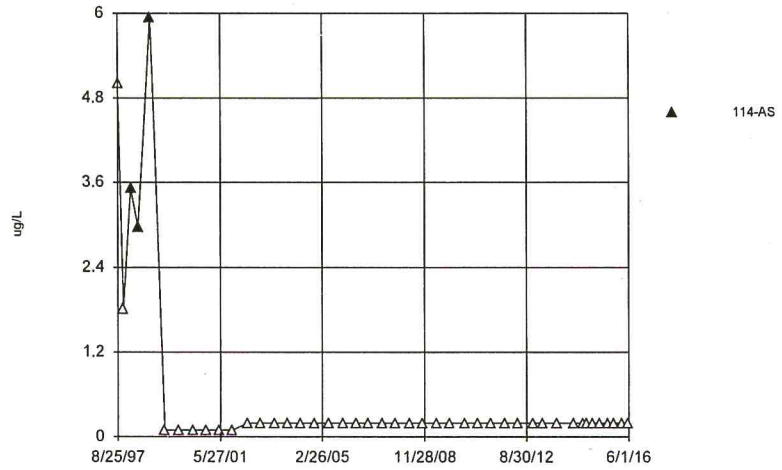

Constituent: Cadmium Total Analysis Run 8/3/2016 2:27 PM
Bridgeton LF Client: RSI Data: Bridgeton LF

Sanitas™ v.9.5.26 Software licensed to Jett Environmental Consulting, UG

Time Series

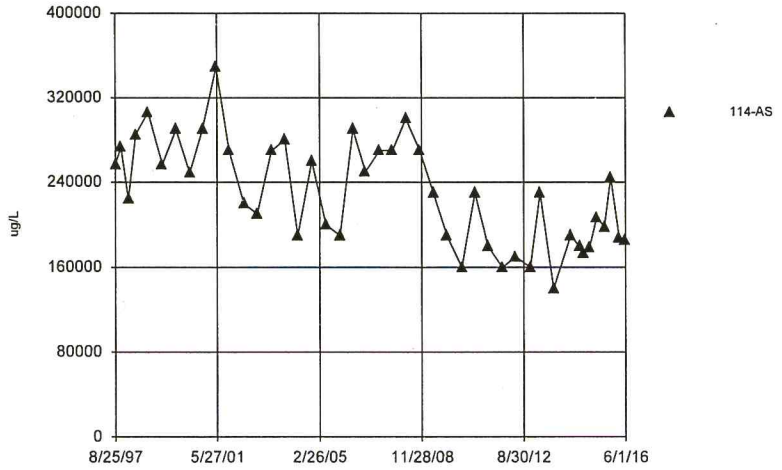

Constituent: Calcium Total Analysis Run 8/3/2016 2:27 PM
Bridgeton LF Client: RSI Data: Bridgeton LF

Sanitas™ v.9.5.26 Software licensed to Jett Environmental Consulting, UG
Hollow symbols indicate censored values.

Time Series

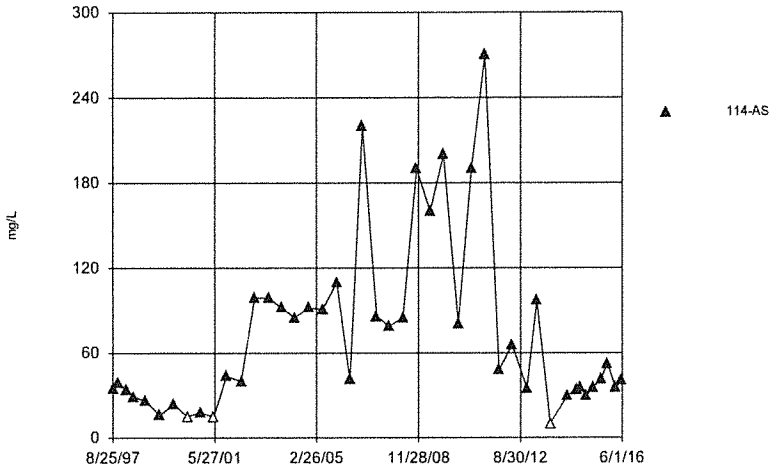

Constituent: Chemical Oxygen Demand [COD] Analysis Run 8/3/2016 2:27 PM
Bridgeton LF Client: RSI Data: Bridgeton LF

Sanitas™ v.9.5.26 Software licensed to Jett Environmental Consulting, UG

Time Series

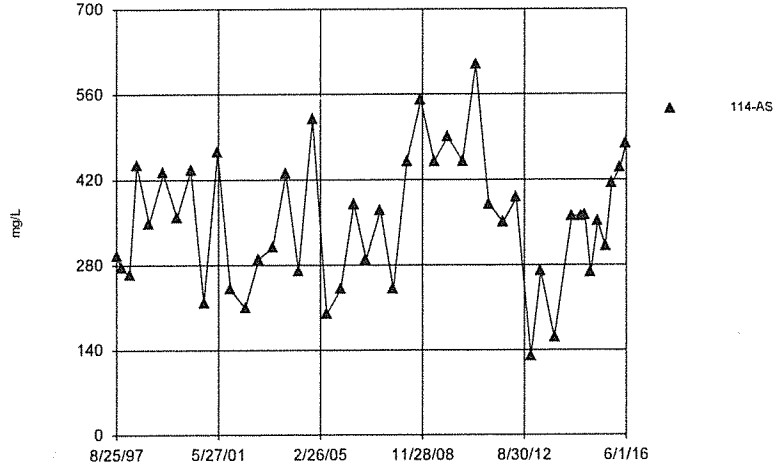

Constituent: Chloride Analysis Run 8/3/2016 2:27 PM
Bridgeton LF Client: RSI Data: Bridgeton LF

Sanitas™ v.9.5.26 Software licensed to Jett Environmental Consulting, UG
Hollow symbols indicate censored values.

Time Series

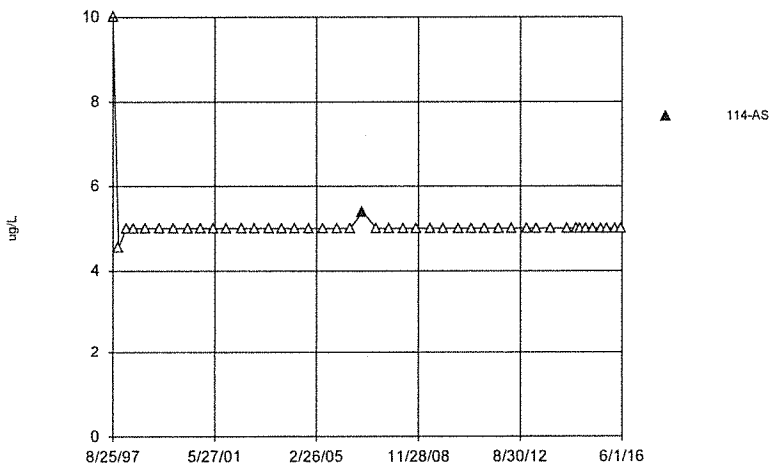

Constituent: Chromium Total Analysis Run 8/3/2016 2:27 PM
Bridgeton LF Client: RSI Data: Bridgeton LF

Sanitas™ v.9.5.26 Software licensed to Jett Environmental Consulting, UG
Hollow symbols indicate censored values.

Time Series

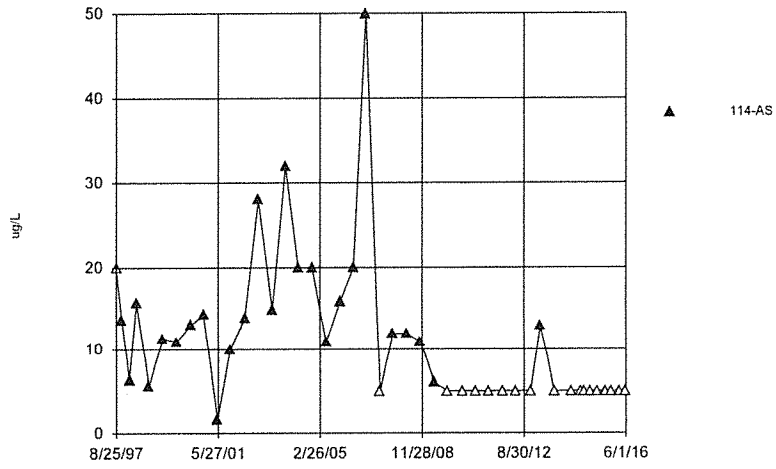

Constituent: Cobalt Total Analysis Run 8/3/2016 2:27 PM
Bridgeton LF Client: RSI Data: Bridgeton LF

Sanitas™ v.9.5.26 Software licensed to Jett Environmental Consulting, UG
Hollow symbols indicate censored values.

Time Series

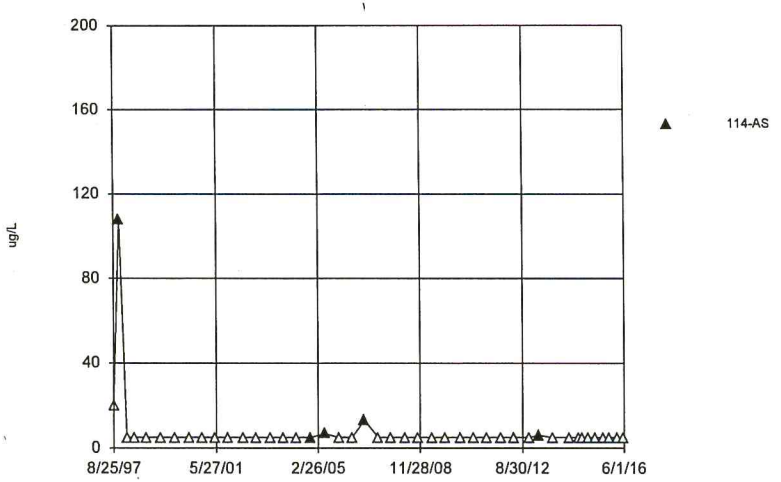

Constituent: Copper Total Analysis Run 8/3/2016 2:27 PM
Bridgeton LF Client: RSI Data: Bridgeton LF

Sanitas™ v.9.5.26 Software licensed to Jett Environmental Consulting, UG
Hollow symbols indicate censored values.

Time Series

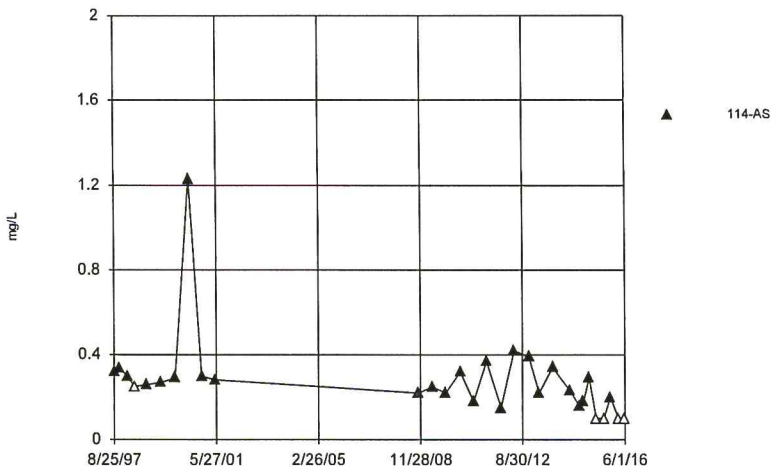

Constituent: Fluoride Analysis Run 8/3/2016 2:27 PM
Bridgeton LF Client: RSI Data: Bridgeton LF

Sanitas™ v.9.5.26 Software licensed to Jett Environmental Consulting, UG

Time Series

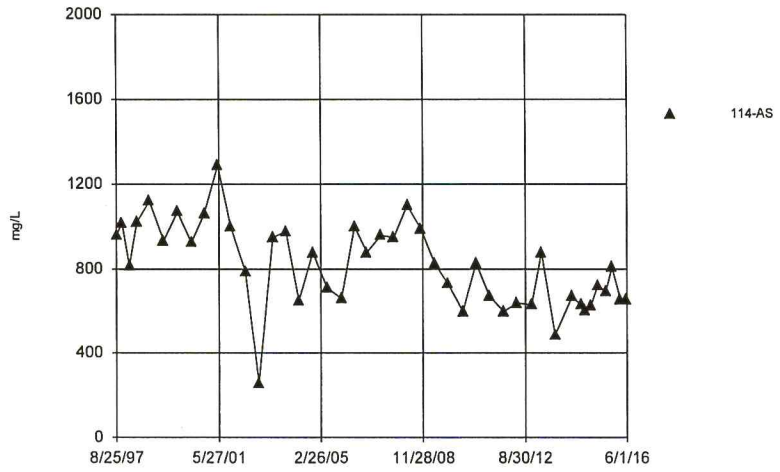

Constituent: Hardness Total Analysis Run 8/3/2016 2:27 PM
Bridgeton LF Client: RSI Data: Bridgeton LF

Sanitas™ v.9.5.26 Software licensed to Jett Environmental Consulting, UG

Time Series

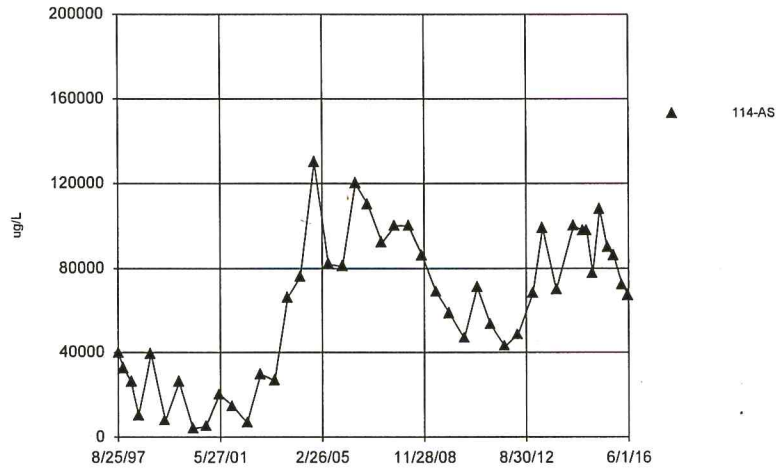

Constituent: Iron Total Analysis Run 8/3/2016 2:27 PM
Bridgeton LF Client: RSI Data: Bridgeton LF

Sanitas™ v.9.5.26 Software licensed to Jett Environmental Consulting, UG
Hollow symbols indicate censored values.

Time Series

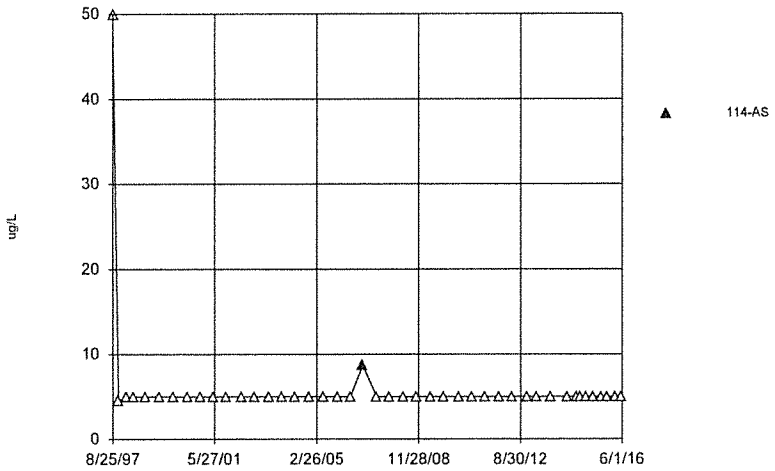

Constituent: Lead Total Analysis Run 8/3/2016 2:27 PM
Bridgeton LF Client: RSI Data: Bridgeton LF

Sanitas™ v.9.5.26 Software licensed to Jett Environmental Consulting, UG

Time Series

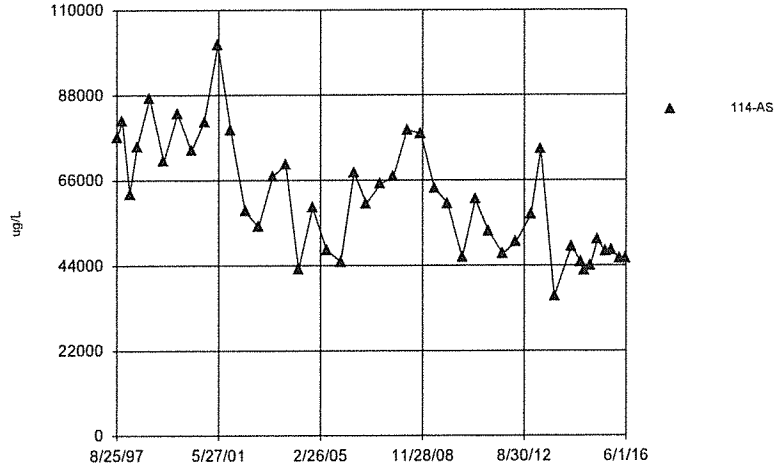

Constituent: Magnesium Total Analysis Run 8/3/2016 2:27 PM
Bridgeton LF Client: RSI Data: Bridgeton LF

Sanitas™ v.9.5.26 Software licensed to Jett Environmental Consulting, UG

Time Series

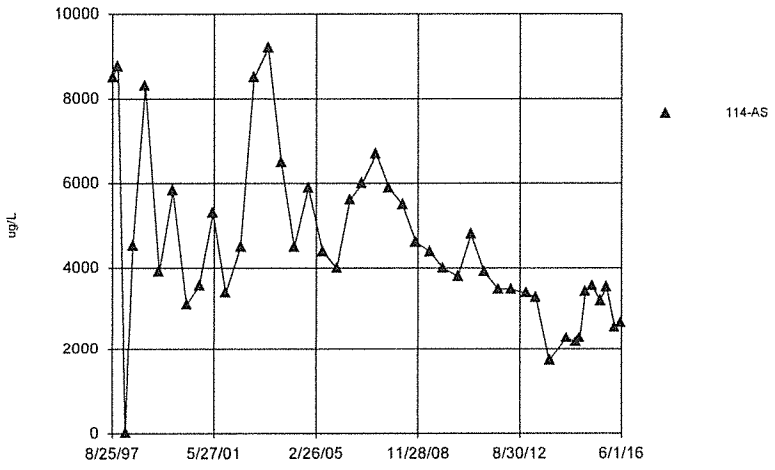

Constituent: Manganese Total Analysis Run 8/3/2016 2:27 PM
Bridgeton LF Client: RSI Data: Bridgeton LF

Sanitas™ v.9.5.26 Software licensed to Jett Environmental Consulting, UG
Hollow symbols indicate censored values.

Time Series

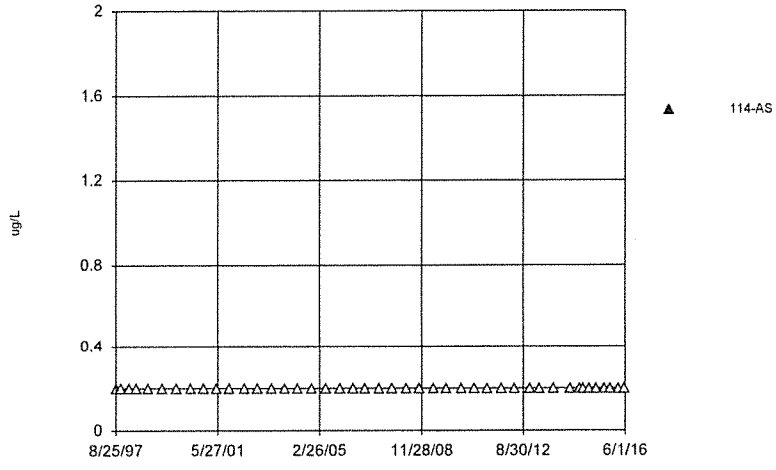

Constituent: Mercury Total Analysis Run 8/3/2016 2:27 PM
Bridgeton LF Client: RSI Data: Bridgeton LF

Sanitas™ v.9.5.26 Software licensed to Jett Environmental Consulting, UG
Hollow symbols indicate censored values.

Time Series

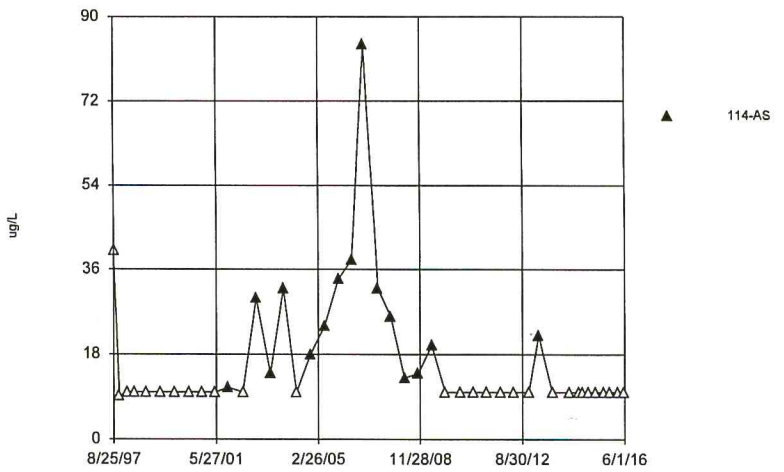

Constituent: Nickel Total Analysis Run 8/3/2016 2:27 PM
Bridgeton LF Client: RSI Data: Bridgeton LF

Sanitas™ v.9.5.26 Software licensed to Jett Environmental Consulting, UG
Hollow symbols indicate censored values.

Time Series

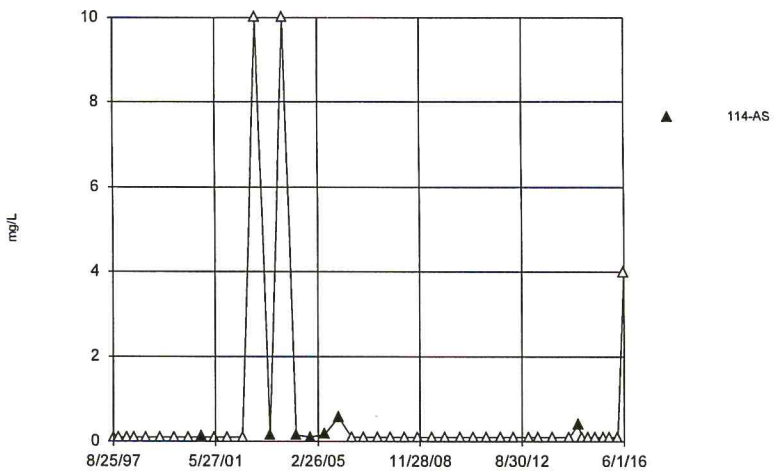

Constituent: Nitrate/Nitrite Analysis Run 8/3/2016 2:27 PM
Bridgeton LF Client: RSI Data: Bridgeton LF

Sanitas™ v.9.5.26 Software licensed to Jett Environmental Consulting, UG

Time Series

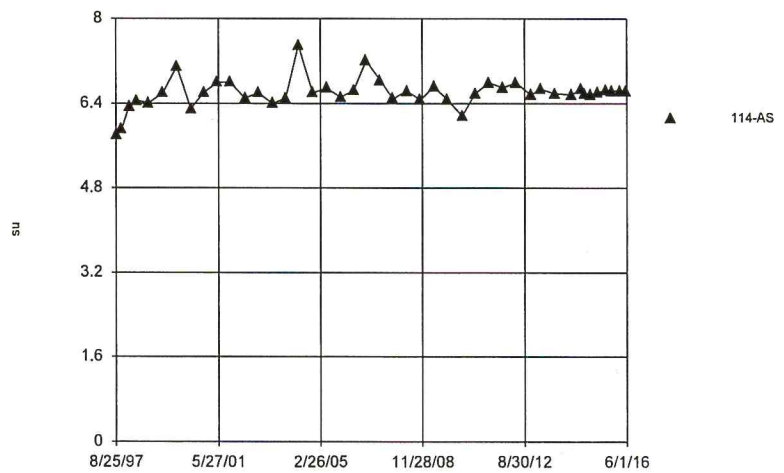

Constituent: pH [Field] Analysis Run 8/3/2016 2:27 PM
Bridgeton LF Client: RSI Data: Bridgeton LF

Sanitas™ v.9.5.26 Software licensed to Jett Environmental Consulting, UG
Hollow symbols indicate censored values.

Time Series

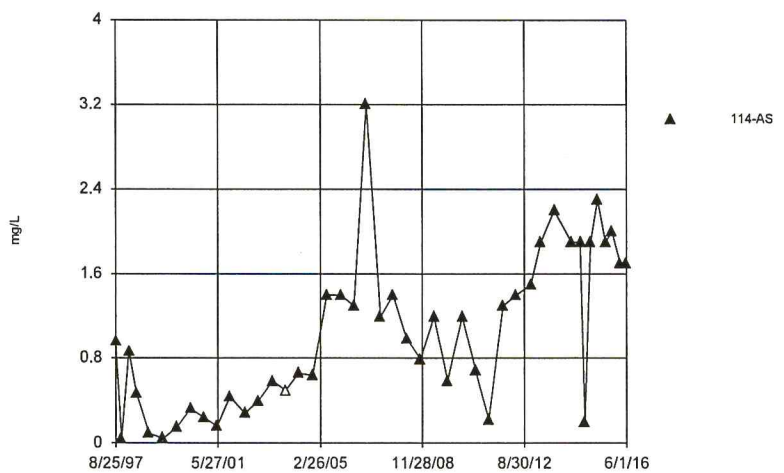

Constituent: Phosphorus Total Analysis Run 8/3/2016 2:27 PM
Bridgeton LF Client: RSI Data: Bridgeton LF

Sanitas™ v.9.5.26 Software licensed to Jett Environmental Consulting, UG
Hollow symbols indicate censored values.

Time Series

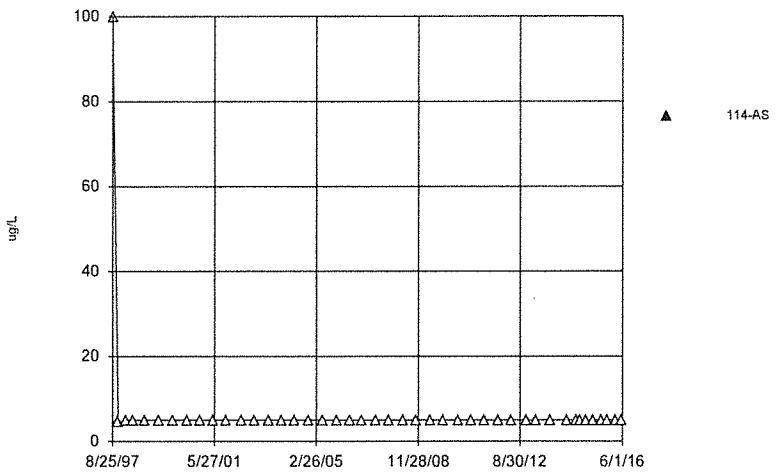

Constituent: Selenium Total Analysis Run 8/3/2016 2:27 PM
Bridgeton LF Client: RSI Data: Bridgeton LF

Sanitas™ v.9.5.26 Software licensed to Jett Environmental Consulting, UG
Hollow symbols indicate censored values.

Time Series

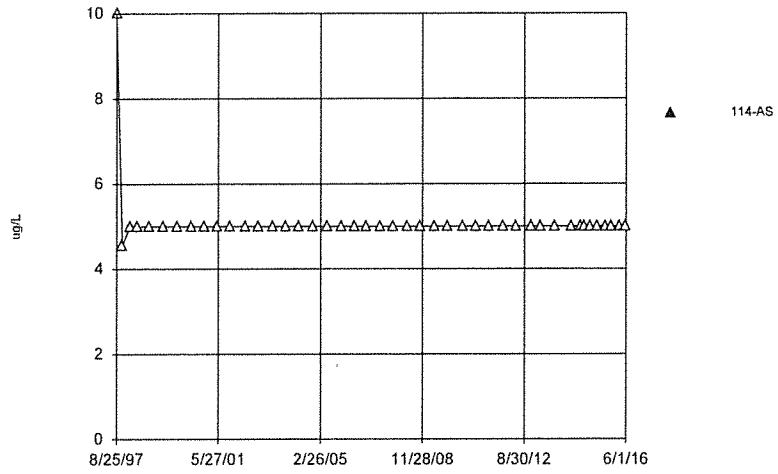

Constituent: Silver Total Analysis Run 8/3/2016 2:27 PM
Bridgeton LF Client: RSI Data: Bridgeton LF

Sanitas™ v.9.5.26 Software licensed to Jett Environmental Consulting, UG

Time Series

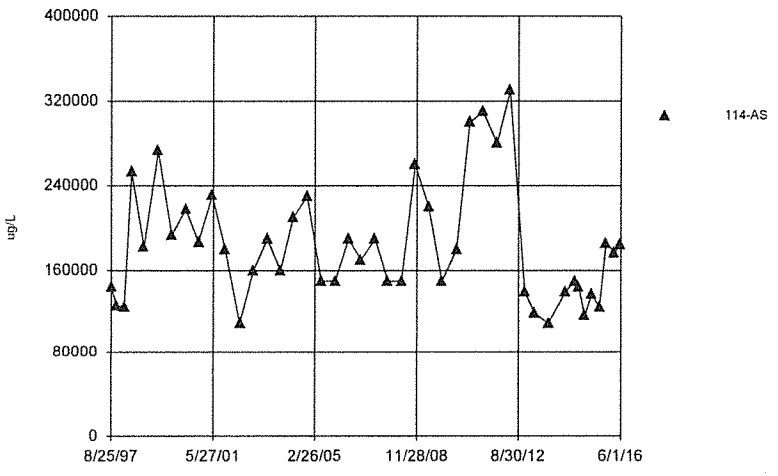

Constituent: Sodium Total Analysis Run 8/3/2016 2:27 PM
Bridgeton LF Client: RSI Data: Bridgeton LF

Sanitas™ v.9.5.26 Software licensed to Jett Environmental Consulting, UG

Time Series

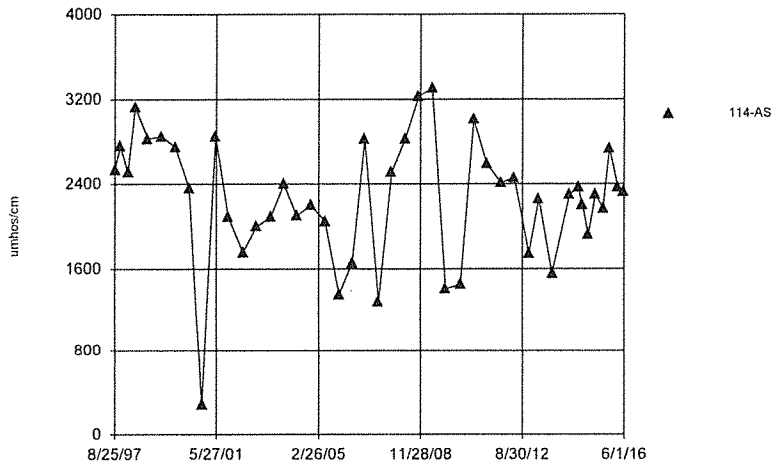

Constituent: Specific Conductance [Field] Analysis Run 8/3/2016 2:27 PM
Bridgeton LF Client: RSI Data: Bridgeton LF

Sanitas™ v.9.5.26 Software licensed to Jett Environmental Consulting, UG
Hollow symbols indicate censored values.

Time Series

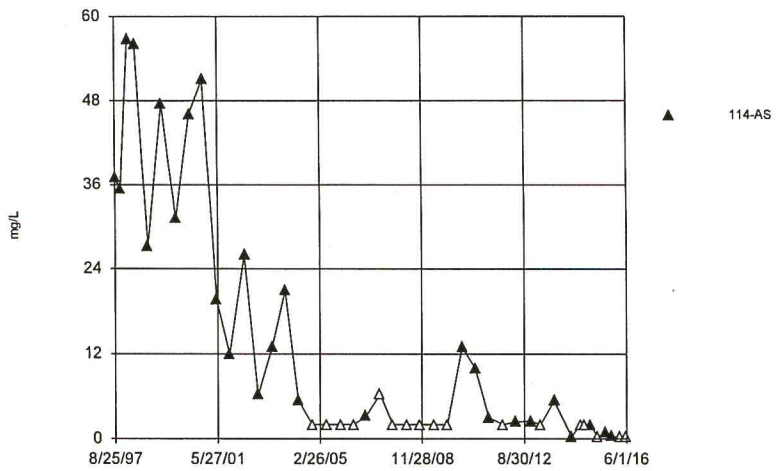

Constituent: Sulfate Analysis Run 8/3/2016 2:27 PM
Bridgeton LF Client: RSI Data: Bridgeton LF

Sanitas™ v.9.5.26 Software licensed to Jett Environmental Consulting, UG
Hollow symbols indicate censored values.

Time Series

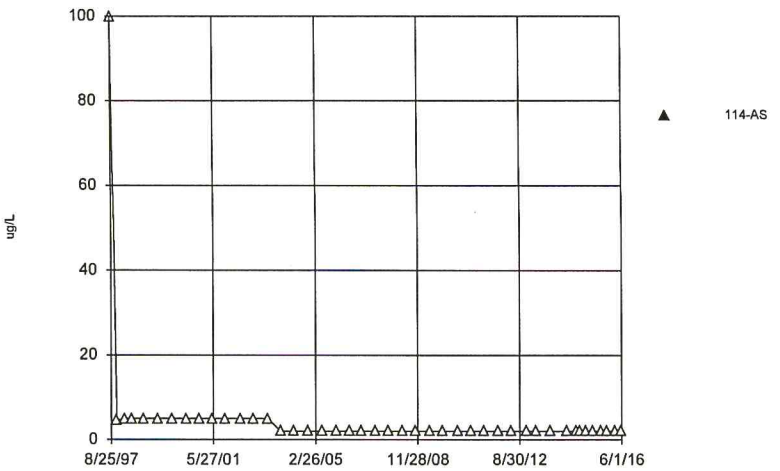

Constituent: Thallium Total Analysis Run 8/3/2016 2:27 PM
Bridgeton LF Client: RSI Data: Bridgeton LF

Sanitas™ v.9.5.26 Software licensed to Jett Environmental Consulting, UG

Time Series

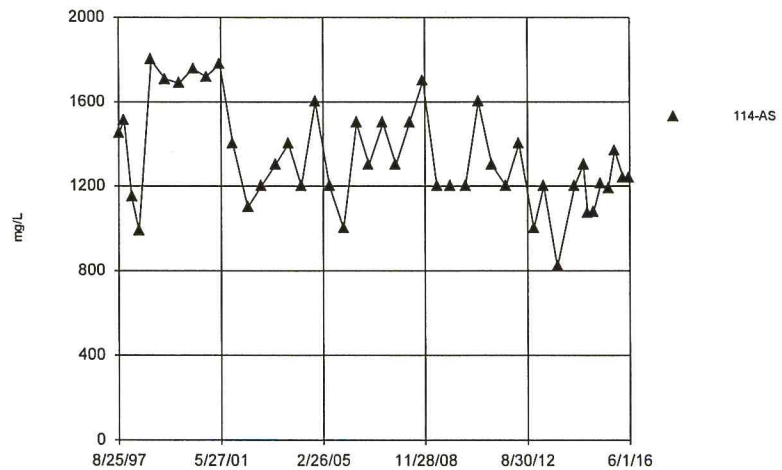

Constituent: Total Dissolved Solids [TDS] Analysis Run 8/3/2016 2:28 PM
Bridgeton LF Client: RSI Data: Bridgeton LF

Sanitas™ v.9.5.26 Software licensed to Jett Environmental Consulting, UG
Hollow symbols indicate censored values.

Time Series

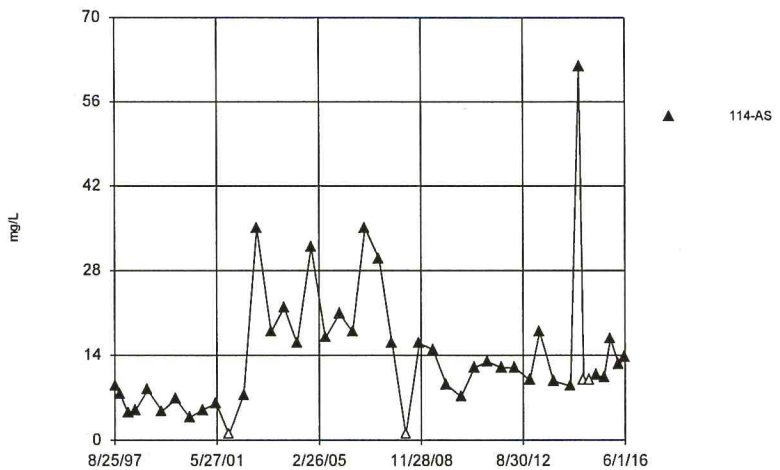

Constituent: Total Organic Carbon [TOC] Analysis Run 8/3/2016 2:28 PM
Bridgeton LF Client: RSI Data: Bridgeton LF

Sanitas™ v.9.5.26 Software licensed to Jett Environmental Consulting, UG
Hollow symbols indicate censored values.

Time Series

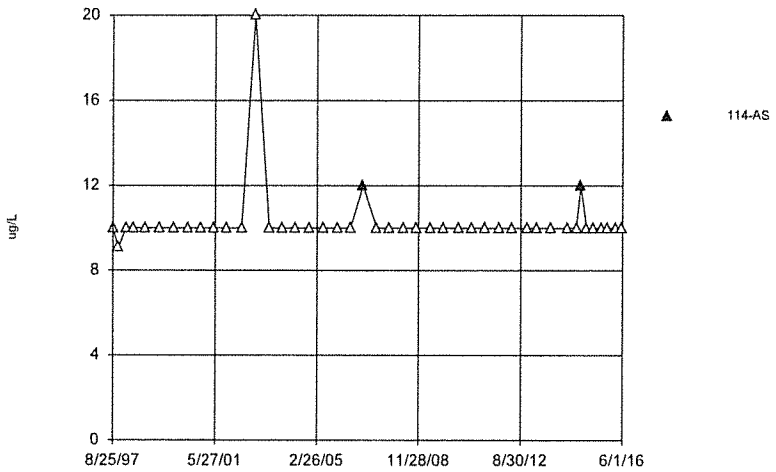

Constituent: Vanadium Total Analysis Run 8/3/2016 2:28 PM
Bridgeton LF Client: RSI Data: Bridgeton LF

Sanitas™ v.9.5.26 Software licensed to Jett Environmental Consulting, UG
Hollow symbols indicate censored values.

Time Series

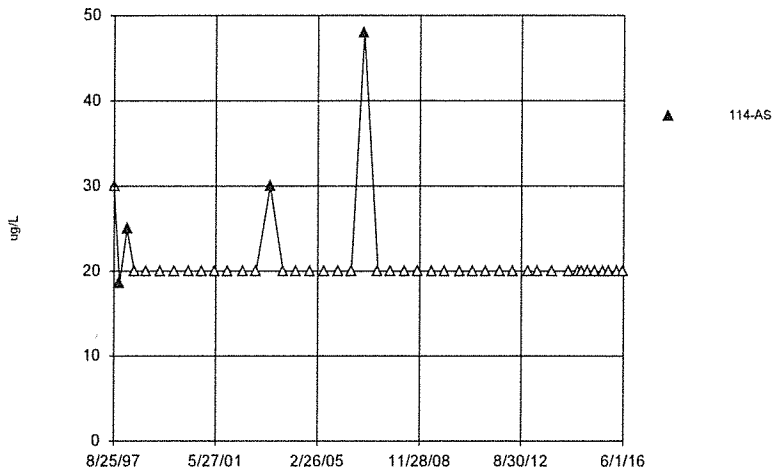

Constituent: Zinc Total Analysis Run 8/3/2016 2:28 PM
Bridgeton LF Client: RSI Data: Bridgeton LF

Sanitas™ v.9.5.26 Software licensed to Jett Environmental Consulting. UG
Hollow symbols indicate censored values.

Time Series

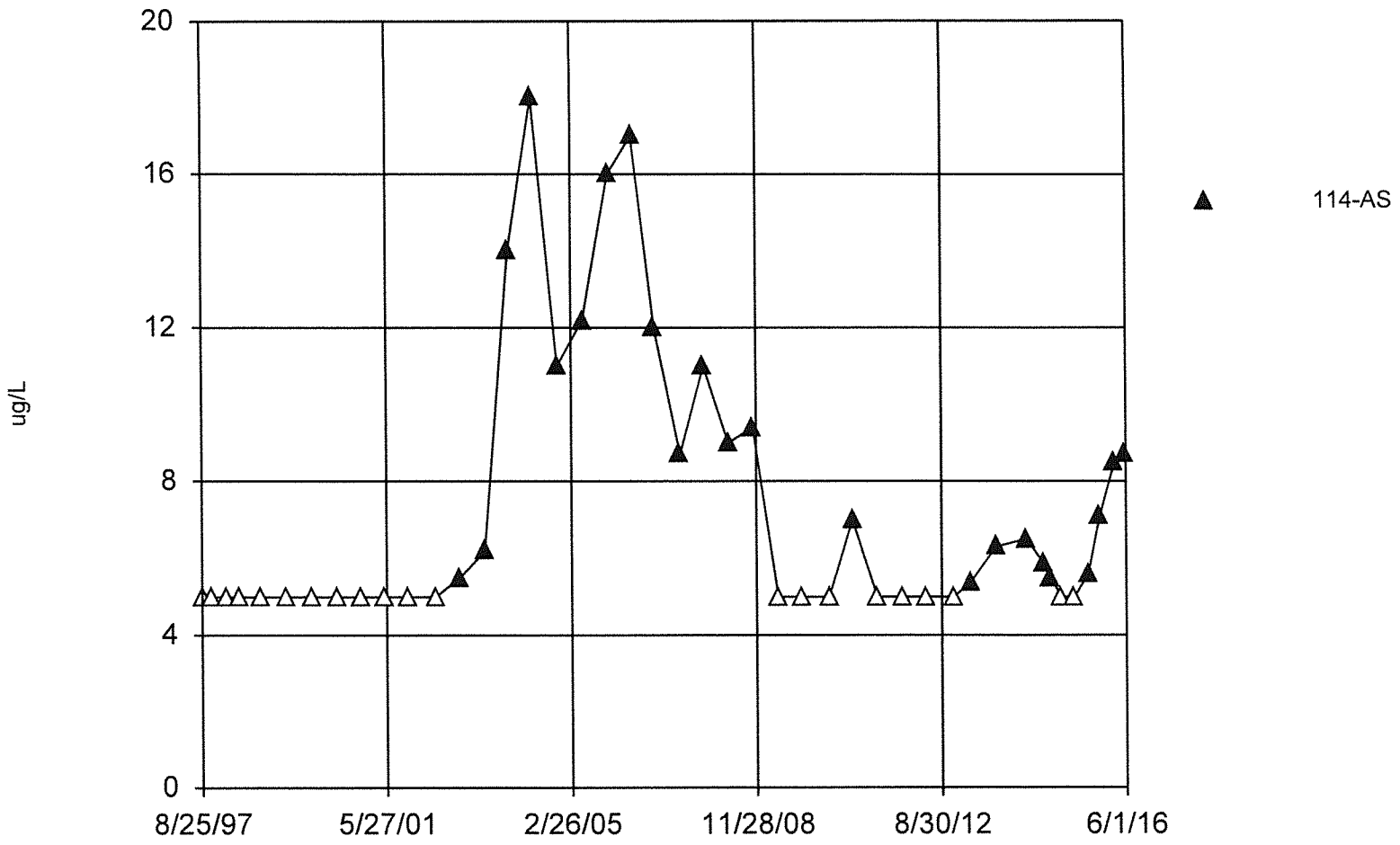

Constituent: 14-Dichlorobenzene Analysis Run 8/3/2016 10:23 PM

Bridgeton LF Client: RSI Data: Bridgeton LF

Sanitas™ v.9.5.26 Software licensed to Jett Environmental Consulting. UG
Hollow symbols indicate censored values.

Time Series

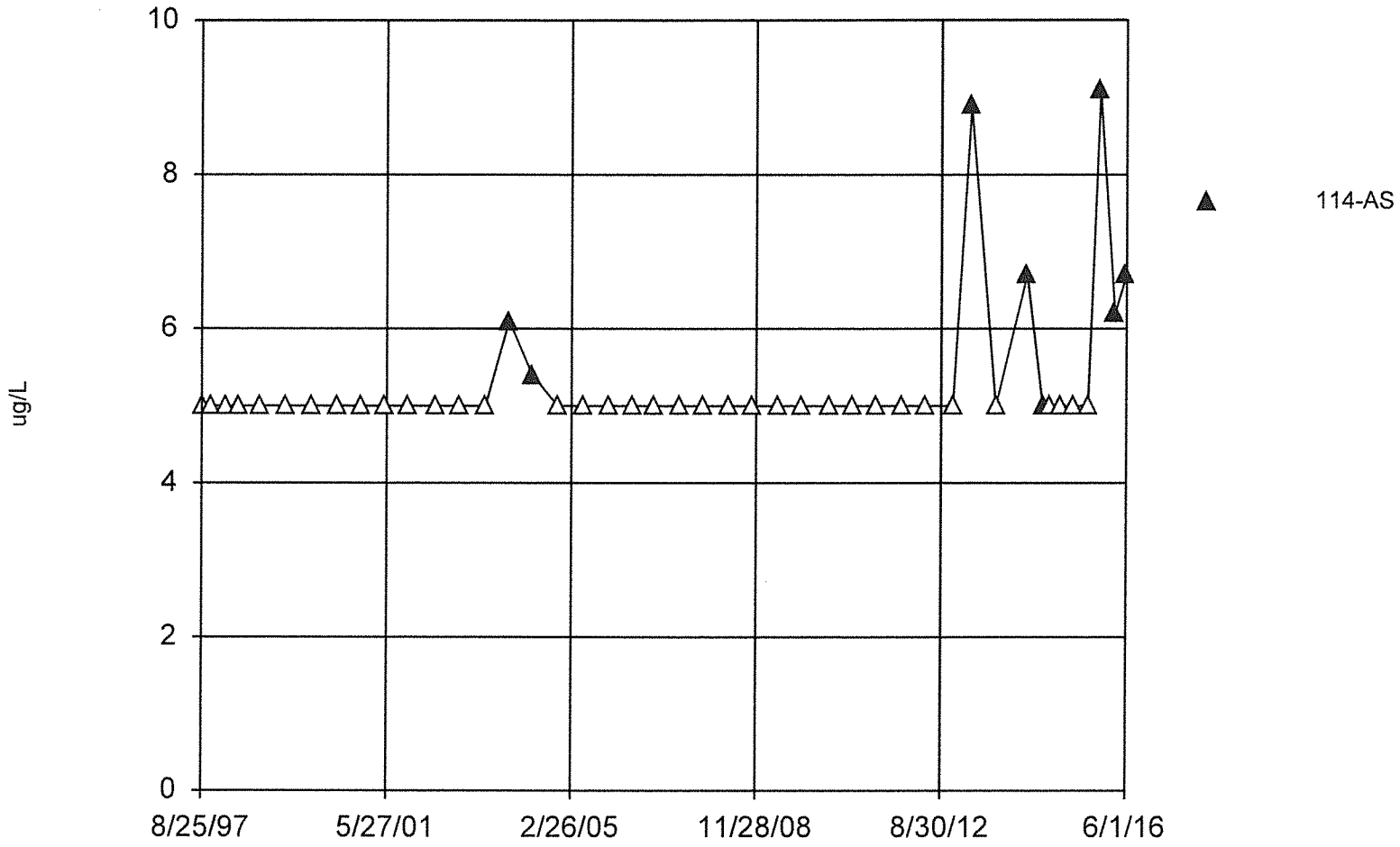

Constituent: Benzene Analysis Run 8/3/2016 10:23 PM

Bridgeton LF Client: RSI Data: Bridgeton LF

Sanitas™ v.9.5.26 Software licensed to Jett Environmental Consulting. UG
Hollow symbols indicate censored values.

Time Series

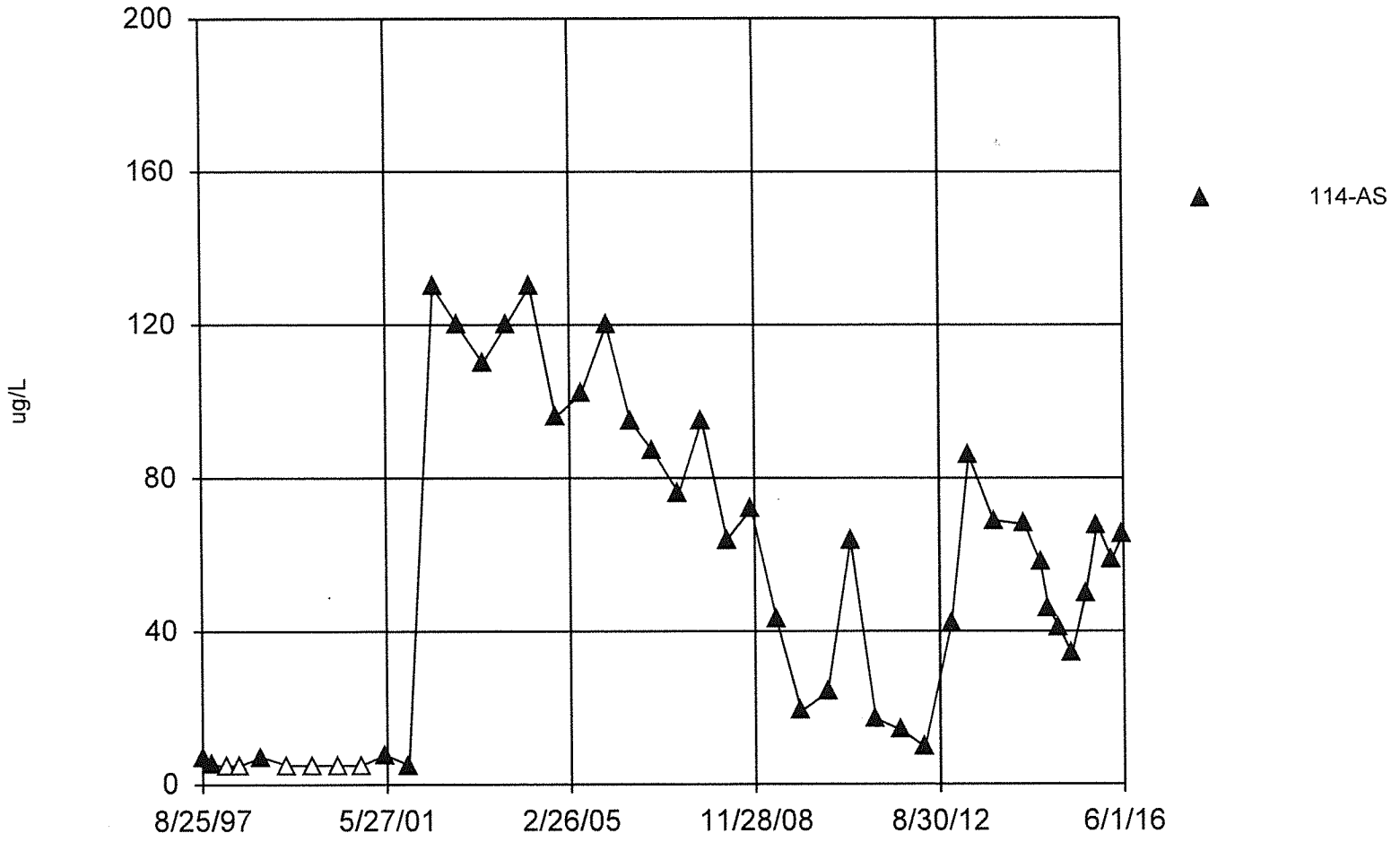

Constituent: Chlorobenzene Analysis Run 8/3/2016 10:23 PM

Bridgeton LF Client: RSI Data: Bridgeton LF

APPENDIX D
STATISTICAL EVALUATIONS
ST. LOUIS FORMATION

TREND EVALUATION OF BACKGROUND DATA

Trend Test

Bridgeton LF Client: RSI Data: BRIDGETON Printed 1/7/2016, 1:16 PM

Constituent	Well	Slope	Calc.	Critical	Sig.	N	%NDs	Normality	Xform	Alpha	Method
Ammonia as N (mg/L)	100-SS (bg)	0	-51	-201	No	40	92.5	n/a	n/a	0.02	NP
Ammonia as N (mg/L)	104-SS (bg)	0	110	201	No	40	80	n/a	n/a	0.02	NP
Ammonia as N (mg/L)	105-SS (bg)	0	-138	-201	No	40	85	n/a	n/a	0.02	NP
Ammonia as N (mg/L)	106-SS (bg)	0	51	201	No	40	67.5	n/a	n/a	0.02	NP
Ammonia as N (mg/L)	109-SS (bg)	0	-62	-201	No	40	87.5	n/a	n/a	0.02	NP
Ammonia as N (mg/L)	110-SS (bg)	0.004319	82	201	No	40	5	n/a	n/a	0.02	NP
Ammonia as N (mg/L)	115-SS (bg)	0	30	201	No	40	67.5	n/a	n/a	0.02	NP
Ammonia as N (mg/L)	201A-SS (bg)	0	-47	-201	No	40	90	n/a	n/a	0.02	NP
Ammonia as N (mg/L)	205-SS (bg)	0	-95	-201	No	40	90	n/a	n/a	0.02	NP
Antimony Total (ug/L)	100-SS (bg)	0	-22	-201	No	40	97.5	n/a	n/a	0.02	NP
Antimony Total (ug/L)	104-SS (bg)	0	11	201	No	40	100	n/a	n/a	0.02	NP
Antimony Total (ug/L)	105-SS (bg)	0	-65	-201	No	40	100	n/a	n/a	0.02	NP
Antimony Total (ug/L)	106-SS (bg)	0	11	201	No	40	100	n/a	n/a	0.02	NP
Antimony Total (ug/L)	109-SS (bg)	0	-100	-201	No	40	97.5	n/a	n/a	0.02	NP
Antimony Total (ug/L)	110-SS (bg)	0	46	201	No	40	100	n/a	n/a	0.02	NP
Antimony Total (ug/L)	115-SS (bg)	0	-28	-201	No	40	100	n/a	n/a	0.02	NP
Antimony Total (ug/L)	201A-SS (bg)	0	11	201	No	40	100	n/a	n/a	0.02	NP
Antimony Total (ug/L)	205-SS (bg)	0	-28	-201	No	40	100	n/a	n/a	0.02	NP
Arsenic Total (ug/L)	100-SS (bg)	0	46	201	No	40	97.5	n/a	n/a	0.02	NP
Arsenic Total (ug/L)	104-SS (bg)	0	18	201	No	40	92.5	n/a	n/a	0.02	NP
Arsenic Total (ug/L)	105-SS (bg)	0	-65	-201	No	40	97.5	n/a	n/a	0.02	NP
Arsenic Total (ug/L)	106-SS (bg)	0	89	201	No	40	55	n/a	n/a	0.02	NP
Arsenic Total (ug/L)	109-SS (bg)	0	-171	-201	No	40	90	n/a	n/a	0.02	NP
Arsenic Total (ug/L)	110-SS (bg)	0	-96	-201	No	40	92.5	n/a	n/a	0.02	NP
Arsenic Total (ug/L)	**115-SS (bg)**	**0.01852**	**211**	**201**	**Yes**	**40**	**55**	**n/a**	**n/a**	**0.02**	**NP**
Arsenic Total (ug/L)	201A-SS (bg)	0	-85	-201	No	40	87.5	n/a	n/a	0.02	NP
Arsenic Total (ug/L)	205-SS (bg)	0	-26	-201	No	40	97.5	n/a	n/a	0.02	NP
Barium Total (ug/L)	100-SS (bg)	0.1428	88	201	No	40	0	n/a	n/a	0.02	NP
Barium Total (ug/L)	**104-SS (bg)**	**0.8454**	**261**	**201**	**Yes**	**40**	**0**	**n/a**	**n/a**	**0.02**	**NP**
Barium Total (ug/L)	**105-SS (bg)**	**4.903**	**327**	**201**	**Yes**	**40**	**0**	**n/a**	**n/a**	**0.02**	**NP**
Barium Total (ug/L)	106-SS (bg)	0	59	201	No	40	0	n/a	n/a	0.02	NP
Barium Total (ug/L)	109-SS (bg)	0	-35	-201	No	40	0	n/a	n/a	0.02	NP
Barium Total (ug/L)	**110-SS (bg)**	**7.415**	**420**	**201**	**Yes**	**40**	**0**	**n/a**	**n/a**	**0.02**	**NP**
Barium Total (ug/L)	**115-SS (bg)**	**14.74**	**308**	**201**	**Yes**	**40**	**0**	**n/a**	**n/a**	**0.02**	**NP**
Barium Total (ug/L)	201A-SS (bg)	0.64	112	201	No	40	0	n/a	n/a	0.02	NP
Barium Total (ug/L)	**205-SS (bg)**	**0.4866**	**202**	**201**	**Yes**	**40**	**0**	**n/a**	**n/a**	**0.02**	**NP**
Beryllium Total (ug/L)	100-SS (bg)	0	116	201	No	40	100	n/a	n/a	0.02	NP
Beryllium Total (ug/L)	104-SS (bg)	0	81	201	No	40	100	n/a	n/a	0.02	NP
Beryllium Total (ug/L)	105-SS (bg)	0	11	201	No	40	100	n/a	n/a	0.02	NP
Beryllium Total (ug/L)	106-SS (bg)	0	81	201	No	40	100	n/a	n/a	0.02	NP
Beryllium Total (ug/L)	109-SS (bg)	0	48	201	No	40	100	n/a	n/a	0.02	NP
Beryllium Total (ug/L)	110-SS (bg)	0	116	201	No	40	100	n/a	n/a	0.02	NP
Beryllium Total (ug/L)	115-SS (bg)	0	48	201	No	40	100	n/a	n/a	0.02	NP
Beryllium Total (ug/L)	201A-SS (bg)	0	81	201	No	40	100	n/a	n/a	0.02	NP
Beryllium Total (ug/L)	205-SS (bg)	0	48	201	No	40	100	n/a	n/a	0.02	NP
Boron Total (ug/L)	**100-SS (bg)**	**1.059**	**234**	**201**	**Yes**	**40**	**10**	**n/a**	**n/a**	**0.02**	**NP**
Boron Total (ug/L)	**104-SS (bg)**	**3.228**	**377**	**201**	**Yes**	**40**	**20**	**n/a**	**n/a**	**0.02**	**NP**
Boron Total (ug/L)	105-SS (bg)	0	-27	-201	No	40	100	n/a	n/a	0.02	NP
Boron Total (ug/L)	106-SS (bg)	0	-27	-201	No	40	100	n/a	n/a	0.02	NP
Boron Total (ug/L)	109-SS (bg)	-0.3624	-57	-201	No	40	0	n/a	n/a	0.02	NP

Trend Test

Bridgeton LF Client: RSI Data: BRIDGETON Printed 1/7/2016, 1:16 PM

Constituent	Well	Slope	Calc.	Critical	Sig.	N	%NDs	Normality	Xform	Alpha	Method
Boron Total (ug/L)	110-SS (bg)	-0.6411	-87	-201	No	40	2.5	n/a	n/a	0.02	NP
Boron Total (ug/L)	**115-SS (bg)**	**12.11**	**266**	**201**	**Yes**	**40**	**27.5**	**n/a**	**n/a**	**0.02**	**NP**
Boron Total (ug/L)	201A-SS (bg)	0	-27	-201	No	40	100	n/a	n/a	0.02	NP
Boron Total (ug/L)	205-SS (bg)	0	-63	-201	No	40	97.5	n/a	n/a	0.02	NP
Cadmium Total (ug/L)	100-SS (bg)	0	-61	-201	No	40	97.5	n/a	n/a	0.02	NP
Cadmium Total (ug/L)	104-SS (bg)	0	-35	-201	No	40	100	n/a	n/a	0.02	NP
Cadmium Total (ug/L)	105-SS (bg)	0	-92	-201	No	40	97.5	n/a	n/a	0.02	NP
Cadmium Total (ug/L)	106-SS (bg)	0	-63	-201	No	40	95	n/a	n/a	0.02	NP
Cadmium Total (ug/L)	109-SS (bg)	0	-87	-201	No	40	95	n/a	n/a	0.02	NP
Cadmium Total (ug/L)	110-SS (bg)	0	-34	-201	No	40	100	n/a	n/a	0.02	NP
Cadmium Total (ug/L)	115-SS (bg)	0	-89	-201	No	40	95	n/a	n/a	0.02	NP
Cadmium Total (ug/L)	201A-SS (bg)	0	-66	-201	No	40	97.5	n/a	n/a	0.02	NP
Cadmium Total (ug/L)	205-SS (bg)	0	-165	-201	No	40	87.5	n/a	n/a	0.02	NP
Calcium Total (ug/L)	100-SS (bg)	-114.8	-79	-201	No	40	0	n/a	n/a	0.02	NP
Calcium Total (ug/L)	104-SS (bg)	243.6	118	201	No	40	0	n/a	n/a	0.02	NP
Calcium Total (ug/L)	**105-SS (bg)**	**1908**	**403**	**201**	**Yes**	**40**	**0**	**n/a**	**n/a**	**0.02**	**NP**
Calcium Total (ug/L)	**106-SS (bg)**	**584.2**	**291**	**201**	**Yes**	**40**	**0**	**n/a**	**n/a**	**0.02**	**NP**
Calcium Total (ug/L)	109-SS (bg)	273.8	151	201	No	40	0	n/a	n/a	0.02	NP
Calcium Total (ug/L)	**110-SS (bg)**	**3124**	**313**	**201**	**Yes**	**40**	**0**	**n/a**	**n/a**	**0.02**	**NP**
Calcium Total (ug/L)	**115-SS (bg)**	**4611**	**259**	**201**	**Yes**	**40**	**0**	**n/a**	**n/a**	**0.02**	**NP**
Calcium Total (ug/L)	**201A-SS (bg)**	**941.3**	**409**	**201**	**Yes**	**40**	**0**	**n/a**	**n/a**	**0.02**	**NP**
Calcium Total (ug/L)	**205-SS (bg)**	**391**	**295**	**201**	**Yes**	**40**	**0**	**n/a**	**n/a**	**0.02**	**NP**
Chemical Oxygen Demand [COD] (m...	**100-SS (bg)**	**0**	**-301**	**-201**	**Yes**	**40**	**97.5**	**n/a**	**n/a**	**0.02**	**NP**
Chemical Oxygen Demand [COD] (m...	104-SS (bg)	0	73	201	No	40	75	n/a	n/a	0.02	NP
Chemical Oxygen Demand [COD] (m...	105-SS (bg)	0	-161	-201	No	40	75	n/a	n/a	0.02	NP
Chemical Oxygen Demand [COD] (m...	**106-SS (bg)**	**0**	**-339**	**-201**	**Yes**	**40**	**90**	**n/a**	**n/a**	**0.02**	**NP**
Chemical Oxygen Demand [COD] (m...	**109-SS (bg)**	**0**	**-268**	**-201**	**Yes**	**40**	**95**	**n/a**	**n/a**	**0.02**	**NP**
Chemical Oxygen Demand [COD] (m...	110-SS (bg)	0.5451	88	201	No	40	0	n/a	n/a	0.02	NP
Chemical Oxygen Demand [COD] (m...	115-SS (bg)	1.334	147	201	No	40	30	n/a	n/a	0.02	NP
Chemical Oxygen Demand [COD] (m...	**201A-SS (bg)**	**0**	**-366**	**-201**	**Yes**	**40**	**95**	**n/a**	**n/a**	**0.02**	**NP**
Chemical Oxygen Demand [COD] (m...	**205-SS (bg)**	**0**	**-229**	**-201**	**Yes**	**40**	**90**	**n/a**	**n/a**	**0.02**	**NP**
Chloride (mg/L)	**100-SS (bg)**	**-0.1805**	**-260**	**-201**	**Yes**	**40**	**0**	**n/a**	**n/a**	**0.02**	**NP**
Chloride (mg/L)	**104-SS (bg)**	**0.1496**	**335**	**201**	**Yes**	**40**	**40**	**n/a**	**n/a**	**0.02**	**NP**
Chloride (mg/L)	**105-SS (bg)**	**4.592**	**437**	**201**	**Yes**	**40**	**0**	**n/a**	**n/a**	**0.02**	**NP**
Chloride (mg/L)	**106-SS (bg)**	**0.9369**	**452**	**201**	**Yes**	**40**	**2.5**	**n/a**	**n/a**	**0.02**	**NP**
Chloride (mg/L)	**109-SS (bg)**	**-0.09448**	**-319**	**-201**	**Yes**	**40**	**0**	**n/a**	**n/a**	**0.02**	**NP**
Chloride (mg/L)	**110-SS (bg)**	**2.339**	**204**	**201**	**Yes**	**40**	**2.5**	**n/a**	**n/a**	**0.02**	**NP**
Chloride (mg/L)	**115-SS (bg)**	**11.58**	**248**	**201**	**Yes**	**40**	**0**	**n/a**	**n/a**	**0.02**	**NP**
Chloride (mg/L)	**201A-SS (bg)**	**0.1287**	**491**	**201**	**Yes**	**40**	**30**	**n/a**	**n/a**	**0.02**	**NP**
Chloride (mg/L)	**205-SS (bg)**	**0.7123**	**329**	**201**	**Yes**	**40**	**2.5**	**n/a**	**n/a**	**0.02**	**NP**
Chromium Total (ug/L)	100-SS (bg)	0	-157	-201	No	40	90	n/a	n/a	0.02	NP
Chromium Total (ug/L)	104-SS (bg)	0	-180	-201	No	40	95	n/a	n/a	0.02	NP
Chromium Total (ug/L)	105-SS (bg)	0	-82	-201	No	40	97.5	n/a	n/a	0.02	NP
Chromium Total (ug/L)	106-SS (bg)	0	-83	-201	No	40	90	n/a	n/a	0.02	NP
Chromium Total (ug/L)	109-SS (bg)	0	-192	-201	No	40	82.5	n/a	n/a	0.02	NP
Chromium Total (ug/L)	110-SS (bg)	0	-190	-201	No	40	95	n/a	n/a	0.02	NP
Chromium Total (ug/L)	115-SS (bg)	0	-46	-201	No	40	97.5	n/a	n/a	0.02	NP
Chromium Total (ug/L)	201A-SS (bg)	0	-126	-201	No	40	92.5	n/a	n/a	0.02	NP
Chromium Total (ug/L)	205-SS (bg)	0	-132	-201	No	40	85	n/a	n/a	0.02	NP
Cobalt Total (ug/L)	100-SS (bg)	0	-100	-201	No	40	100	n/a	n/a	0.02	NP

Trend Test

Bridgeton LF Client: RSI Data: BRIDGETON Printed 1/7/2016, 1:16 PM

Constituent	Well	Slope	Calc.	Critical	Sig.	N	%NDs	Normality	Xform	Alpha	Method
Cobalt Total (ug/L)	104-SS (bg)	0	-135	-201	No	40	100	n/a	n/a	0.02	NP
Cobalt Total (ug/L)	105-SS (bg)	0	-65	-201	No	40	100	n/a	n/a	0.02	NP
Cobalt Total (ug/L)	106-SS (bg)	0	-135	-201	No	40	100	n/a	n/a	0.02	NP
Cobalt Total (ug/L)	109-SS (bg)	0	-28	-201	No	40	100	n/a	n/a	0.02	NP
Cobalt Total (ug/L)	110-SS (bg)	0	-170	-201	No	40	97.5	n/a	n/a	0.02	NP
Cobalt Total (ug/L)	115-SS (bg)	0.262	172	201	No	40	42.5	n/a	n/a	0.02	NP
Cobalt Total (ug/L)	201A-SS (bg)	0	-135	-201	No	40	100	n/a	n/a	0.02	NP
Cobalt Total (ug/L)	205-SS (bg)	0	-102	-201	No	40	97.5	n/a	n/a	0.02	NP
Copper Total (ug/L)	100-SS (bg)	0	-164	-201	No	40	97.5	n/a	n/a	0.02	NP
Copper Total (ug/L)	104-SS (bg)	0	-136	-201	No	40	100	n/a	n/a	0.02	NP
Copper Total (ug/L)	105-SS (bg)	0	-80	-201	No	40	97.5	n/a	n/a	0.02	NP
Copper Total (ug/L)	106-SS (bg)	0	-102	-201	No	40	95	n/a	n/a	0.02	NP
Copper Total (ug/L)	109-SS (bg)	0	-100	-201	No	40	97.5	n/a	n/a	0.02	NP
Copper Total (ug/L)	110-SS (bg)	0	-110	-201	No	40	70	n/a	n/a	0.02	NP
Copper Total (ug/L)	115-SS (bg)	0	-72	-201	No	40	82.5	n/a	n/a	0.02	NP
Copper Total (ug/L)	201A-SS (bg)	0	-138	-201	No	40	97.5	n/a	n/a	0.02	NP
Copper Total (ug/L)	205-SS (bg)	0	-25	-201	No	40	90	n/a	n/a	0.02	NP
Fluoride (mg/L)	**100-SS (bg)**	**-0.00...**	**-214**	**-186**	**Yes**	**38**	**2.632**	**n/a**	**n/a**	**0.02**	**NP**
Fluoride (mg/L)	104-SS (bg)	0	-1	-186	No	38	2.632	n/a	n/a	0.02	NP
Fluoride (mg/L)	**105-SS (bg)**	**-0.01749**	**-384**	**-186**	**Yes**	**38**	**0**	**n/a**	**n/a**	**0.02**	**NP**
Fluoride (mg/L)	106-SS (bg)	-0.00...	-94	-186	No	38	0	n/a	n/a	0.02	NP
Fluoride (mg/L)	**109-SS (bg)**	**0.0198**	**264**	**186**	**Yes**	**38**	**0**	**n/a**	**n/a**	**0.02**	**NP**
Fluoride (mg/L)	**110-SS (bg)**	**-0.01819**	**-375**	**-186**	**Yes**	**38**	**0**	**n/a**	**n/a**	**0.02**	**NP**
Fluoride (mg/L)	**115-SS (bg)**	**-0.05116**	**-340**	**-186**	**Yes**	**38**	**0**	**n/a**	**n/a**	**0.02**	**NP**
Fluoride (mg/L)	**201A-SS (bg)**	**-0.00...**	**-341**	**-186**	**Yes**	**38**	**0**	**n/a**	**n/a**	**0.02**	**NP**
Fluoride (mg/L)	**205-SS (bg)**	**-0.00...**	**-188**	**-186**	**Yes**	**38**	**0**	**n/a**	**n/a**	**0.02**	**NP**
Hardness Total (mg/L)	100-SS (bg)	0	7	201	No	40	0	n/a	n/a	0.02	NP
Hardness Total (mg/L)	104-SS (bg)	1.426	170	201	No	40	0	n/a	n/a	0.02	NP
Hardness Total (mg/L)	**105-SS (bg)**	**9.008**	**387**	**201**	**Yes**	**40**	**0**	**n/a**	**n/a**	**0.02**	**NP**
Hardness Total (mg/L)	**106-SS (bg)**	**2.804**	**278**	**201**	**Yes**	**40**	**0**	**n/a**	**n/a**	**0.02**	**NP**
Hardness Total (mg/L)	109-SS (bg)	1.292	165	201	No	40	0	n/a	n/a	0.02	NP
Hardness Total (mg/L)	**110-SS (bg)**	**10.01**	**287**	**201**	**Yes**	**40**	**0**	**n/a**	**n/a**	**0.02**	**NP**
Hardness Total (mg/L)	**115-SS (bg)**	**18.87**	**276**	**201**	**Yes**	**40**	**0**	**n/a**	**n/a**	**0.02**	**NP**
Hardness Total (mg/L)	**201A-SS (bg)**	**4.532**	**349**	**201**	**Yes**	**40**	**0**	**n/a**	**n/a**	**0.02**	**NP**
Hardness Total (mg/L)	**205-SS (bg)**	**3.993**	**352**	**201**	**Yes**	**40**	**0**	**n/a**	**n/a**	**0.02**	**NP**
Iron Total (ug/L)	100-SS (bg)	0	-28	-201	No	40	25	n/a	n/a	0.02	NP
Iron Total (ug/L)	**104-SS (bg)**	**-116.2**	**-276**	**-201**	**Yes**	**40**	**0**	**n/a**	**n/a**	**0.02**	**NP**
Iron Total (ug/L)	105-SS (bg)	-44.5	-178	-201	No	40	0	n/a	n/a	0.02	NP
Iron Total (ug/L)	**106-SS (bg)**	**51.01**	**414**	**201**	**Yes**	**40**	**0**	**n/a**	**n/a**	**0.02**	**NP**
Iron Total (ug/L)	**109-SS (bg)**	**-18.82**	**-357**	**-201**	**Yes**	**40**	**5**	**n/a**	**n/a**	**0.02**	**NP**
Iron Total (ug/L)	110-SS (bg)	107.5	166	201	No	40	2.5	n/a	n/a	0.02	NP
Iron Total (ug/L)	**115-SS (bg)**	**100.5**	**332**	**201**	**Yes**	**40**	**0**	**n/a**	**n/a**	**0.02**	**NP**
Iron Total (ug/L)	201A-SS (bg)	-24.18	-189	-201	No	40	0	n/a	n/a	0.02	NP
Iron Total (ug/L)	205-SS (bg)	-33.55	-182	-201	No	40	0	n/a	n/a	0.02	NP
Lead Total (ug/L)	100-SS (bg)	0	-93	-201	No	40	95	n/a	n/a	0.02	NP
Lead Total (ug/L)	104-SS (bg)	0	-62	-201	No	40	95	n/a	n/a	0.02	NP
Lead Total (ug/L)	105-SS (bg)	0	-65	-201	No	40	100	n/a	n/a	0.02	NP
Lead Total (ug/L)	106-SS (bg)	0	11	201	No	40	100	n/a	n/a	0.02	NP
Lead Total (ug/L)	109-SS (bg)	0	-100	-201	No	40	97.5	n/a	n/a	0.02	NP
Lead Total (ug/L)	110-SS (bg)	0	46	201	No	40	100	n/a	n/a	0.02	NP

Trend Test

Bridgeton LF Client: RSI Data: BRIDGETON Printed 1/7/2016, 1:16 PM

Constituent	Well	Slope	Calc.	Critical	Sig.	N	%NDs	Normality	Xform	Alpha	Method
Lead Total (ug/L)	115-SS (bg)	0	-28	-201	No	40	100	n/a	n/a	0.02	NP
Lead Total (ug/L)	201A-SS (bg)	0	-132	-201	No	40	95	n/a	n/a	0.02	NP
Lead Total (ug/L)	205-SS (bg)	0	-16	-201	No	40	87.5	n/a	n/a	0.02	NP
Magnesium Total (ug/L)	100-SS (bg)	175.4	165	201	No	40	0	n/a	n/a	0.02	NP
Magnesium Total (ug/L)	**104-SS (bg)**	**266.6**	**263**	**201**	**Yes**	**40**	**0**	**n/a**	**n/a**	**0.02**	**NP**
Magnesium Total (ug/L)	**105-SS (bg)**	**937**	**399**	**201**	**Yes**	**40**	**0**	**n/a**	**n/a**	**0.02**	**NP**
Magnesium Total (ug/L)	**106-SS (bg)**	**346.9**	**326**	**201**	**Yes**	**40**	**0**	**n/a**	**n/a**	**0.02**	**NP**
Magnesium Total (ug/L)	109-SS (bg)	96.8	100	201	No	40	0	n/a	n/a	0.02	NP
Magnesium Total (ug/L)	**110-SS (bg)**	**851.4**	**291**	**201**	**Yes**	**40**	**0**	**n/a**	**n/a**	**0.02**	**NP**
Magnesium Total (ug/L)	**115-SS (bg)**	**1502**	**244**	**201**	**Yes**	**40**	**0**	**n/a**	**n/a**	**0.02**	**NP**
Magnesium Total (ug/L)	**201A-SS (bg)**	**642.5**	**444**	**201**	**Yes**	**40**	**0**	**n/a**	**n/a**	**0.02**	**NP**
Magnesium Total (ug/L)	**205-SS (bg)**	**484.6**	**412**	**201**	**Yes**	**40**	**0**	**n/a**	**n/a**	**0.02**	**NP**
Manganese Total (ug/L)	**100-SS (bg)**	**0**	**-215**	**-201**	**Yes**	**40**	**57.5**	**n/a**	**n/a**	**0.02**	**NP**
Manganese Total (ug/L)	104-SS (bg)	-0.9428	-141	-201	No	40	2.5	n/a	n/a	0.02	NP
Manganese Total (ug/L)	105-SS (bg)	-0.6502	-127	-201	No	40	2.5	n/a	n/a	0.02	NP
Manganese Total (ug/L)	106-SS (bg)	0.355	77	201	No	40	2.5	n/a	n/a	0.02	NP
Manganese Total (ug/L)	**109-SS (bg)**	**-0.8628**	**-304**	**-201**	**Yes**	**40**	**42.5**	**n/a**	**n/a**	**0.02**	**NP**
Manganese Total (ug/L)	**110-SS (bg)**	**2.934**	**236**	**201**	**Yes**	**40**	**0**	**n/a**	**n/a**	**0.02**	**NP**
Manganese Total (ug/L)	**115-SS (bg)**	**3.607**	**301**	**201**	**Yes**	**40**	**2.5**	**n/a**	**n/a**	**0.02**	**NP**
Manganese Total (ug/L)	**201A-SS (bg)**	**-11.65**	**-318**	**-201**	**Yes**	**40**	**0**	**n/a**	**n/a**	**0.02**	**NP**
Manganese Total (ug/L)	**205-SS (bg)**	**-0.5884**	**-264**	**-201**	**Yes**	**40**	**30**	**n/a**	**n/a**	**0.02**	**NP**
Mercury Total (ug/L)	100-SS (bg)	0	-27	-201	No	40	100	n/a	n/a	0.02	NP
Mercury Total (ug/L)	104-SS (bg)	0	-61	-201	No	40	97.5	n/a	n/a	0.02	NP
Mercury Total (ug/L)	105-SS (bg)	0	-27	-201	No	40	100	n/a	n/a	0.02	NP
Mercury Total (ug/L)	106-SS (bg)	0	-27	-201	No	40	100	n/a	n/a	0.02	NP
Mercury Total (ug/L)	109-SS (bg)	0	-27	-201	No	40	100	n/a	n/a	0.02	NP
Mercury Total (ug/L)	110-SS (bg)	0	-27	-201	No	40	100	n/a	n/a	0.02	NP
Mercury Total (ug/L)	115-SS (bg)	0	-27	-201	No	40	100	n/a	n/a	0.02	NP
Mercury Total (ug/L)	201A-SS (bg)	0	-53	-201	No	40	97.5	n/a	n/a	0.02	NP
Mercury Total (ug/L)	205-SS (bg)	0	-27	-201	No	40	100	n/a	n/a	0.02	NP
Nickel Total (ug/L)	**100-SS (bg)**	**-0.5913**	**-261**	**-201**	**Yes**	**40**	**10**	**n/a**	**n/a**	**0.02**	**NP**
Nickel Total (ug/L)	104-SS (bg)	0	-130	-201	No	40	97.5	n/a	n/a	0.02	NP
Nickel Total (ug/L)	105-SS (bg)	0	-54	-201	No	40	97.5	n/a	n/a	0.02	NP
Nickel Total (ug/L)	106-SS (bg)	0	-170	-201	No	40	97.5	n/a	n/a	0.02	NP
Nickel Total (ug/L)	109-SS (bg)	0	-132	-201	No	40	95	n/a	n/a	0.02	NP
Nickel Total (ug/L)	110-SS (bg)	0	-40	-201	No	40	25	n/a	n/a	0.02	NP
Nickel Total (ug/L)	**115-SS (bg)**	**1.87**	**232**	**201**	**Yes**	**40**	**30**	**n/a**	**n/a**	**0.02**	**NP**
Nickel Total (ug/L)	201A-SS (bg)	0	-126	-201	No	40	97.5	n/a	n/a	0.02	NP
Nickel Total (ug/L)	205-SS (bg)	0	-100	-201	No	40	97.5	n/a	n/a	0.02	NP
Nitrate/Nitrite (mg/L)	100-SS (bg)	0	-74	-201	No	40	75	n/a	n/a	0.02	NP
Nitrate/Nitrite (mg/L)	104-SS (bg)	0	58	201	No	40	90	n/a	n/a	0.02	NP
Nitrate/Nitrite (mg/L)	105-SS (bg)	0	-46	-201	No	40	95	n/a	n/a	0.02	NP
Nitrate/Nitrite (mg/L)	106-SS (bg)	0	-64	-201	No	40	92.5	n/a	n/a	0.02	NP
Nitrate/Nitrite (mg/L)	109-SS (bg)	0	76	201	No	40	90	n/a	n/a	0.02	NP
Nitrate/Nitrite (mg/L)	110-SS (bg)	0	-19	-201	No	40	97.5	n/a	n/a	0.02	NP
Nitrate/Nitrite (mg/L)	115-SS (bg)	0	-40	-201	No	40	97.5	n/a	n/a	0.02	NP
Nitrate/Nitrite (mg/L)	**201A-SS (bg)**	**0.01**	**364**	**201**	**Yes**	**40**	**50**	**n/a**	**n/a**	**0.02**	**NP**
Nitrate/Nitrite (mg/L)	205-SS (bg)	0	-18	-201	No	40	95	n/a	n/a	0.02	NP
pH [Field] (su)	100-SS (bg)	-0.01736	-196	-201	No	40	0	n/a	n/a	0.02	NP
pH [Field] (su)	**104-SS (bg)**	**-0.0405**	**-277**	**-201**	**Yes**	**40**	**0**	**n/a**	**n/a**	**0.02**	**NP**

Trend Test

Bridgeton LF Client: RSI Data: BRIDGETON Printed 1/7/2016, 1:16 PM

Constituent	Well	Slope	Calc.	Critical	Sig.	N	%NDs	Normality	Xform	Alpha	Method
pH [Field] (su)	**105-SS (bg)**	**-0.02251**	**-283**	**-201**	**Yes**	**40**	**0**	**n/a**	**n/a**	**0.02**	**NP**
pH [Field] (su)	**106-SS (bg)**	**-0.02559**	**-255**	**-201**	**Yes**	**40**	**0**	**n/a**	**n/a**	**0.02**	**NP**
pH [Field] (su)	109-SS (bg)	-0.01685	-162	-201	No	40	0	n/a	n/a	0.02	NP
pH [Field] (su)	**110-SS (bg)**	**-0.01825**	**-207**	**-201**	**Yes**	**40**	**0**	**n/a**	**n/a**	**0.02**	**NP**
pH [Field] (su)	115-SS (bg)	-0.02196	-199	-201	No	40	0	n/a	n/a	0.02	NP
pH [Field] (su)	**201A-SS (bg)**	**-0.0296**	**-300**	**-201**	**Yes**	**40**	**0**	**n/a**	**n/a**	**0.02**	**NP**
pH [Field] (su)	**205-SS (bg)**	**-0.01733**	**-228**	**-201**	**Yes**	**40**	**0**	**n/a**	**n/a**	**0.02**	**NP**
Phosphorus Total (mg/L)	100-SS (bg)	0	-178	-201	No	40	70	n/a	n/a	0.02	NP
Phosphorus Total (mg/L)	104-SS (bg)	0	-95	-201	No	40	60	n/a	n/a	0.02	NP
Phosphorus Total (mg/L)	**105-SS (bg)**	**-0.00...**	**-509**	**-201**	**Yes**	**40**	**50**	**n/a**	**n/a**	**0.02**	**NP**
Phosphorus Total (mg/L)	106-SS (bg)	0	-90	-201	No	40	72.5	n/a	n/a	0.02	NP
Phosphorus Total (mg/L)	109-SS (bg)	0	-77	-201	No	40	72.5	n/a	n/a	0.02	NP
Phosphorus Total (mg/L)	110-SS (bg)	-0.00...	-147	-201	No	40	2.5	n/a	n/a	0.02	NP
Phosphorus Total (mg/L)	**115-SS (bg)**	**0.009173**	**344**	**201**	**Yes**	**40**	**10**	**n/a**	**n/a**	**0.02**	**NP**
Phosphorus Total (mg/L)	**201A-SS (bg)**	**0**	**-217**	**-201**	**Yes**	**40**	**70**	**n/a**	**n/a**	**0.02**	**NP**
Phosphorus Total (mg/L)	205-SS (bg)	0	-16	-201	No	40	70	n/a	n/a	0.02	NP
Selenium Total (ug/L)	100-SS (bg)	0	46	201	No	40	100	n/a	n/a	0.02	NP
Selenium Total (ug/L)	104-SS (bg)	0	11	201	No	40	100	n/a	n/a	0.02	NP
Selenium Total (ug/L)	105-SS (bg)	0	-65	-201	No	40	100	n/a	n/a	0.02	NP
Selenium Total (ug/L)	106-SS (bg)	0	11	201	No	40	100	n/a	n/a	0.02	NP
Selenium Total (ug/L)	109-SS (bg)	0	41	201	No	40	80	n/a	n/a	0.02	NP
Selenium Total (ug/L)	110-SS (bg)	0	45	201	No	40	97.5	n/a	n/a	0.02	NP
Selenium Total (ug/L)	115-SS (bg)	0	-62	-201	No	40	97.5	n/a	n/a	0.02	NP
Selenium Total (ug/L)	201A-SS (bg)	0	11	201	No	40	100	n/a	n/a	0.02	NP
Selenium Total (ug/L)	205-SS (bg)	0	-28	-201	No	40	100	n/a	n/a	0.02	NP
Silver Total (ug/L)	100-SS (bg)	0	-100	-201	No	40	100	n/a	n/a	0.02	NP
Silver Total (ug/L)	104-SS (bg)	0	-98	-194	No	39	100	n/a	n/a	0.02	NP
Silver Total (ug/L)	105-SS (bg)	0	-65	-201	No	40	100	n/a	n/a	0.02	NP
Silver Total (ug/L)	106-SS (bg)	0	-61	-186	No	38	100	n/a	n/a	0.02	NP
Silver Total (ug/L)	109-SS (bg)	0	-28	-201	No	40	100	n/a	n/a	0.02	NP
Silver Total (ug/L)	110-SS (bg)	0	-100	-201	No	40	100	n/a	n/a	0.02	NP
Silver Total (ug/L)	115-SS (bg)	0	-58	-201	No	40	97.5	n/a	n/a	0.02	NP
Silver Total (ug/L)	201A-SS (bg)	0	-135	-201	No	40	100	n/a	n/a	0.02	NP
Silver Total (ug/L)	205-SS (bg)	0	-28	-201	No	40	100	n/a	n/a	0.02	NP
Sodium Total (ug/L)	**100-SS (bg)**	**-831.9**	**-488**	**-201**	**Yes**	**40**	**0**	**n/a**	**n/a**	**0.02**	**NP**
Sodium Total (ug/L)	**104-SS (bg)**	**-502.2**	**-400**	**-201**	**Yes**	**40**	**0**	**n/a**	**n/a**	**0.02**	**NP**
Sodium Total (ug/L)	**105-SS (bg)**	**571**	**215**	**201**	**Yes**	**40**	**0**	**n/a**	**n/a**	**0.02**	**NP**
Sodium Total (ug/L)	**106-SS (bg)**	**269.6**	**394**	**201**	**Yes**	**40**	**0**	**n/a**	**n/a**	**0.02**	**NP**
Sodium Total (ug/L)	**109-SS (bg)**	**-794.1**	**-400**	**-201**	**Yes**	**40**	**0**	**n/a**	**n/a**	**0.02**	**NP**
Sodium Total (ug/L)	110-SS (bg)	154.7	33	201	No	40	0	n/a	n/a	0.02	NP
Sodium Total (ug/L)	**115-SS (bg)**	**3767**	**297**	**201**	**Yes**	**40**	**0**	**n/a**	**n/a**	**0.02**	**NP**
Sodium Total (ug/L)	**201A-SS (bg)**	**-1529**	**-493**	**-201**	**Yes**	**40**	**0**	**n/a**	**n/a**	**0.02**	**NP**
Sodium Total (ug/L)	**205-SS (bg)**	**-392.5**	**-234**	**-201**	**Yes**	**40**	**0**	**n/a**	**n/a**	**0.02**	**NP**
Specific Conductance [Field] (u...	100-SS (bg)	-3.436	-194	-201	No	40	0	n/a	n/a	0.02	NP
Specific Conductance [Field] (u...	104-SS (bg)	3.086	107	201	No	40	0	n/a	n/a	0.02	NP
Specific Conductance [Field] (u...	**105-SS (bg)**	**17.15**	**333**	**201**	**Yes**	**40**	**0**	**n/a**	**n/a**	**0.02**	**NP**
Specific Conductance [Field] (u...	106-SS (bg)	3.452	173	201	No	40	0	n/a	n/a	0.02	NP
Specific Conductance [Field] (u...	109-SS (bg)	-1.534	-92	-201	No	40	0	n/a	n/a	0.02	NP
Specific Conductance [Field] (u...	**110-SS (bg)**	**16.95**	**292**	**201**	**Yes**	**40**	**0**	**n/a**	**n/a**	**0.02**	**NP**
Specific Conductance [Field] (u...	**115-SS (bg)**	**55.65**	**298**	**201**	**Yes**	**40**	**0**	**n/a**	**n/a**	**0.02**	**NP**

Trend Test

Bridgeton LF Client: RSI Data: BRIDGETON Printed 1/7/2016, 1:16 PM

Constituent	Well	Slope	Calc.	Critical	Sig.	N	%NDs	Normality	Xform	Alpha	Method
Specific Conductance [Field] (u...	201A-SS (bg)	0.6058	38	201	No	40	0	n/a	n/a	0.02	NP
Specific Conductance [Field] (u...	205-SS (bg)	1.604	104	201	No	40	0	n/a	n/a	0.02	NP
Sulfate as SO4 (mg/L)	**100-SS (bg)**	**-1.575**	**-512**	**-201**	**Yes**	**40**	**2.5**	**n/a**	**n/a**	**0.02**	**NP**
Sulfate as SO4 (mg/L)	**104-SS (bg)**	**-1.275**	**-505**	**-201**	**Yes**	**40**	**2.5**	**n/a**	**n/a**	**0.02**	**NP**
Sulfate as SO4 (mg/L)	**105-SS (bg)**	**3.61**	**428**	**201**	**Yes**	**40**	**0**	**n/a**	**n/a**	**0.02**	**NP**
Sulfate as SO4 (mg/L)	106-SS (bg)	0.1357	84	201	No	40	2.5	n/a	n/a	0.02	NP
Sulfate as SO4 (mg/L)	**109-SS (bg)**	**-1.556**	**-397**	**-201**	**Yes**	**40**	**2.5**	**n/a**	**n/a**	**0.02**	**NP**
Sulfate as SO4 (mg/L)	**110-SS (bg)**	**-1.606**	**-300**	**-201**	**Yes**	**40**	**0**	**n/a**	**n/a**	**0.02**	**NP**
Sulfate as SO4 (mg/L)	**115-SS (bg)**	**-1.746**	**-505**	**-201**	**Yes**	**40**	**0**	**n/a**	**n/a**	**0.02**	**NP**
Sulfate as SO4 (mg/L)	**201A-SS (bg)**	**0.7361**	**205**	**201**	**Yes**	**40**	**0**	**n/a**	**n/a**	**0.02**	**NP**
Sulfate as SO4 (mg/L)	205-SS (bg)	0.3668	130	201	No	40	0	n/a	n/a	0.02	NP
Thallium Total (ug/L)	**100-SS (bg)**	**0**	**-324**	**-201**	**Yes**	**40**	**97.5**	**n/a**	**n/a**	**0.02**	**NP**
Thallium Total (ug/L)	**104-SS (bg)**	**0**	**-314**	**-201**	**Yes**	**40**	**100**	**n/a**	**n/a**	**0.02**	**NP**
Thallium Total (ug/L)	**105-SS (bg)**	**-0.08868**	**-390**	**-201**	**Yes**	**40**	**100**	**n/a**	**n/a**	**0.02**	**NP**
Thallium Total (ug/L)	**106-SS (bg)**	**0**	**-314**	**-201**	**Yes**	**40**	**100**	**n/a**	**n/a**	**0.02**	**NP**
Thallium Total (ug/L)	**109-SS (bg)**	**-0.08239**	**-378**	**-201**	**Yes**	**40**	**100**	**n/a**	**n/a**	**0.02**	**NP**
Thallium Total (ug/L)	**110-SS (bg)**	**0**	**-304**	**-201**	**Yes**	**40**	**100**	**n/a**	**n/a**	**0.02**	**NP**
Thallium Total (ug/L)	**115-SS (bg)**	**-0.08238**	**-378**	**-201**	**Yes**	**40**	**100**	**n/a**	**n/a**	**0.02**	**NP**
Thallium Total (ug/L)	**201A-SS (bg)**	**0**	**-314**	**-201**	**Yes**	**40**	**100**	**n/a**	**n/a**	**0.02**	**NP**
Thallium Total (ug/L)	**205-SS (bg)**	**-0.08234**	**-378**	**-201**	**Yes**	**40**	**100**	**n/a**	**n/a**	**0.02**	**NP**
Total Dissolved Solids [TDS] (m...	**100-SS (bg)**	**-4.547**	**-362**	**-201**	**Yes**	**40**	**0**	**n/a**	**n/a**	**0.02**	**NP**
Total Dissolved Solids [TDS] (m...	104-SS (bg)	-1.495	-138	-201	No	40	0	n/a	n/a	0.02	NP
Total Dissolved Solids [TDS] (m...	**105-SS (bg)**	**10.47**	**377**	**201**	**Yes**	**40**	**0**	**n/a**	**n/a**	**0.02**	**NP**
Total Dissolved Solids [TDS] (m...	106-SS (bg)	1.895	188	201	No	40	0	n/a	n/a	0.02	NP
Total Dissolved Solids [TDS] (m...	109-SS (bg)	-2.746	-201	-201	No	40	0	n/a	n/a	0.02	NP
Total Dissolved Solids [TDS] (m...	110-SS (bg)	0	45	201	No	40	0	n/a	n/a	0.02	NP
Total Dissolved Solids [TDS] (m...	**115-SS (bg)**	**20.92**	**246**	**201**	**Yes**	**40**	**0**	**n/a**	**n/a**	**0.02**	**NP**
Total Dissolved Solids [TDS] (m...	201A-SS (bg)	0	40	201	No	40	0	n/a	n/a	0.02	NP
Total Dissolved Solids [TDS] (m...	205-SS (bg)	0	-29	-201	No	40	0	n/a	n/a	0.02	NP
Total Organic Carbon [TOC] (mg/L)	100-SS (bg)	0	51	201	No	40	72.5	n/a	n/a	0.02	NP
Total Organic Carbon [TOC] (mg/L)	104-SS (bg)	0.01062	166	201	No	40	47.5	n/a	n/a	0.02	NP
Total Organic Carbon [TOC] (mg/L)	105-SS (bg)	-0.03496	-95	-201	No	40	17.5	n/a	n/a	0.02	NP
Total Organic Carbon [TOC] (mg/L)	**106-SS (bg)**	**0.02137**	**213**	**201**	**Yes**	**40**	**52.5**	**n/a**	**n/a**	**0.02**	**NP**
Total Organic Carbon [TOC] (mg/L)	109-SS (bg)	0	167	201	No	40	52.5	n/a	n/a	0.02	NP
Total Organic Carbon [TOC] (mg/L)	110-SS (bg)	0.3407	163	201	No	40	0	n/a	n/a	0.02	NP
Total Organic Carbon [TOC] (mg/L)	115-SS (bg)	0.5685	195	201	No	40	22.5	n/a	n/a	0.02	NP
Total Organic Carbon [TOC] (mg/L)	201A-SS (bg)	0	146	201	No	40	50	n/a	n/a	0.02	NP
Total Organic Carbon [TOC] (mg/L)	**205-SS (bg)**	**0.04989**	**246**	**201**	**Yes**	**40**	**45**	**n/a**	**n/a**	**0.02**	**NP**
Vanadium Total (ug/L)	100-SS (bg)	0	5	201	No	40	100	n/a	n/a	0.02	NP
Vanadium Total (ug/L)	104-SS (bg)	0	-27	-201	No	40	100	n/a	n/a	0.02	NP
Vanadium Total (ug/L)	105-SS (bg)	0	-27	-201	No	40	100	n/a	n/a	0.02	NP
Vanadium Total (ug/L)	106-SS (bg)	0	-27	-201	No	40	100	n/a	n/a	0.02	NP
Vanadium Total (ug/L)	109-SS (bg)	0	9	201	No	40	100	n/a	n/a	0.02	NP
Vanadium Total (ug/L)	110-SS (bg)	0	38	201	No	40	97.5	n/a	n/a	0.02	NP
Vanadium Total (ug/L)	115-SS (bg)	0	42	201	No	40	97.5	n/a	n/a	0.02	NP
Vanadium Total (ug/L)	201A-SS (bg)	0	-27	-201	No	40	100	n/a	n/a	0.02	NP
Vanadium Total (ug/L)	205-SS (bg)	0	44	201	No	40	97.5	n/a	n/a	0.02	NP
Zinc Total (ug/L)	100-SS (bg)	0	-167	-201	No	40	92.5	n/a	n/a	0.02	NP
Zinc Total (ug/L)	104-SS (bg)	0	-180	-201	No	40	85	n/a	n/a	0.02	NP
Zinc Total (ug/L)	105-SS (bg)	0	-184	-201	No	40	85	n/a	n/a	0.02	NP

Trend Test

Bridgeton LF Client: RSI Data: BRIDGETON Printed 1/7/2016, 1:16 PM

Constituent	Well	Slope	Calc.	Critical	Sig.	N	%NDs	Normality	Xform	Alpha	Method
Zinc Total (ug/L)	106-SS (bg)	0	-165	-201	No	40	92.5	n/a	n/a	0.02	NP
Zinc Total (ug/L)	**109-SS (bg)**	**-3.762**	**-661**	**-201**	**Yes**	**40**	**32.5**	**n/a**	**n/a**	**0.02**	**NP**
Zinc Total (ug/L)	110-SS (bg)	0	-176	-201	No	40	77.5	n/a	n/a	0.02	NP
Zinc Total (ug/L)	115-SS (bg)	0	-144	-201	No	40	87.5	n/a	n/a	0.02	NP
Zinc Total (ug/L)	201A-SS (bg)	0	-100	-201	No	40	85	n/a	n/a	0.02	NP
Zinc Total (ug/L)	**205-SS (bg)**	**0**	**-254**	**-201**	**Yes**	**40**	**82.5**	**n/a**	**n/a**	**0.02**	**NP**

Sanitas™ v.9.5.20 Software licensed to Jett Environmental Consulting. UG
Hollow symbols indicate censored values.

Sen's Slope Estimator

115-SS (bg)

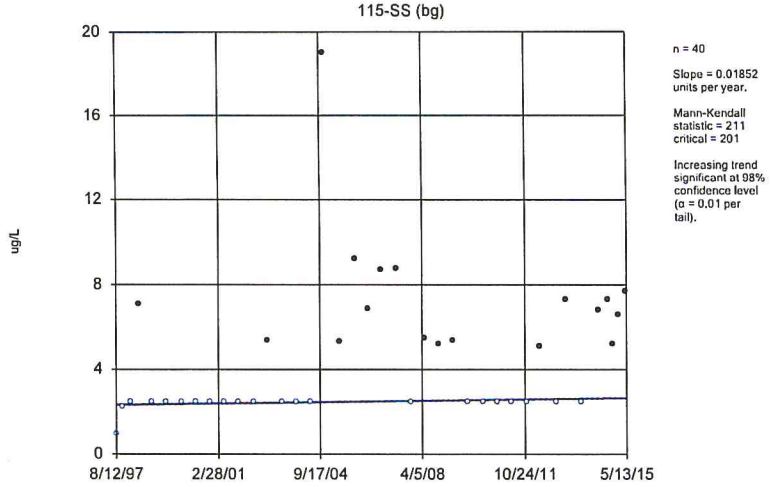

n = 40

Slope = 0.01852 units per year.

Mann-Kendall statistic = 211 critical = 201

Increasing trend significant at 98% confidence level (α = 0.01 per tail).

Constituent: Arsenic Total Analysis Run 1/7/2016 1:04 PM
Bridgeton LF Client: RSI Data: BRIDGETON

Sanitas™ v.9.5.20 Software licensed to Jett Environmental Consulting. UG

Sen's Slope Estimator

104-SS (bg)

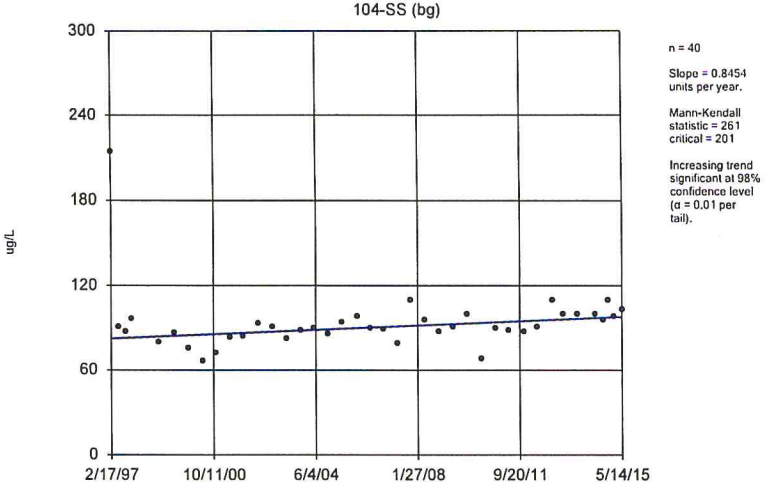

n = 40

Slope = 0.8454 units per year.

Mann-Kendall statistic = 261 critical = 201

Increasing trend significant at 98% confidence level (α = 0.01 per tail).

Constituent: Barium Total Analysis Run 1/7/2016 1:04 PM
Bridgeton LF Client: RSI Data: BRIDGETON

Sanitas™ v.9.5.20 Software licensed to Jett Environmental Consulting. UG

Sen's Slope Estimator

105-SS (bg)

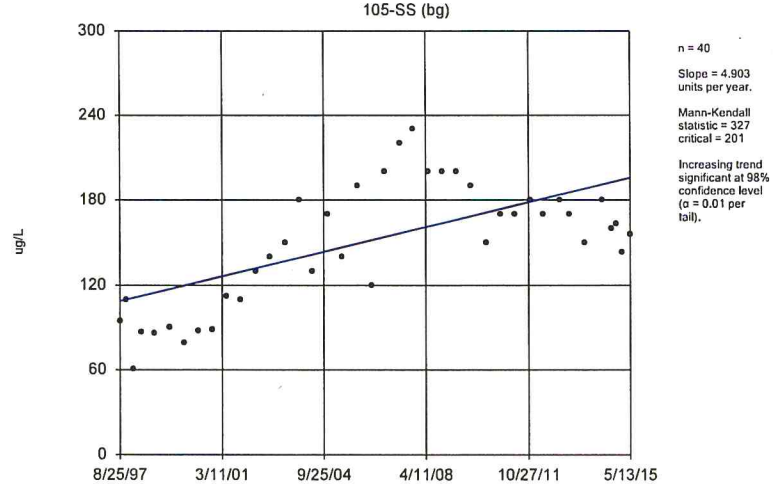

n = 40

Slope = 4.903 units per year.

Mann-Kendall statistic = 327 critical = 201

Increasing trend significant at 98% confidence level (α = 0.01 per tail).

Constituent: Barium Total Analysis Run 1/7/2016 1:04 PM
Bridgeton LF Client: RSI Data: BRIDGETON

Sanitas™ v.9.5.20 Software licensed to Jett Environmental Consulting. UG

Sen's Slope Estimator

110-SS (bg)

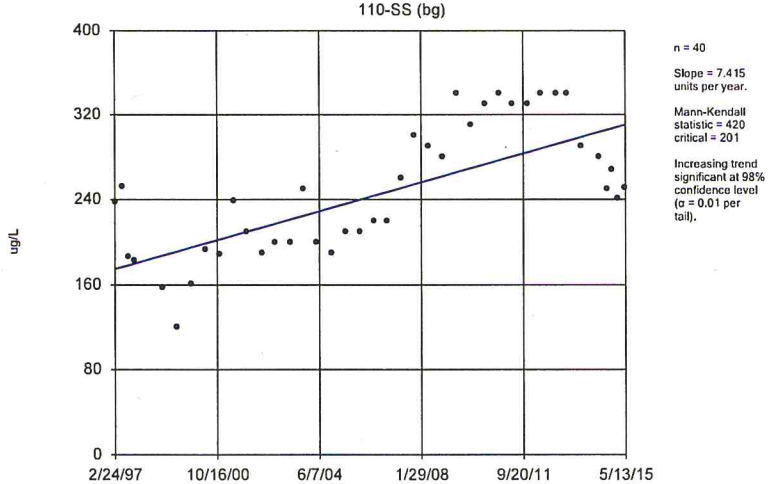

n = 40

Slope = 7.415 units per year.

Mann-Kendall statistic = 420 critical = 201

Increasing trend significant at 98% confidence level (α = 0.01 per tail).

Constituent: Barium Total Analysis Run 1/7/2016 1:04 PM
Bridgeton LF Client: RSI Data: BRIDGETON

Sanitas™ v.9.5.20 Software licensed to Jett Environmental Consulting, UG

Sen's Slope Estimator

115-SS (bg)

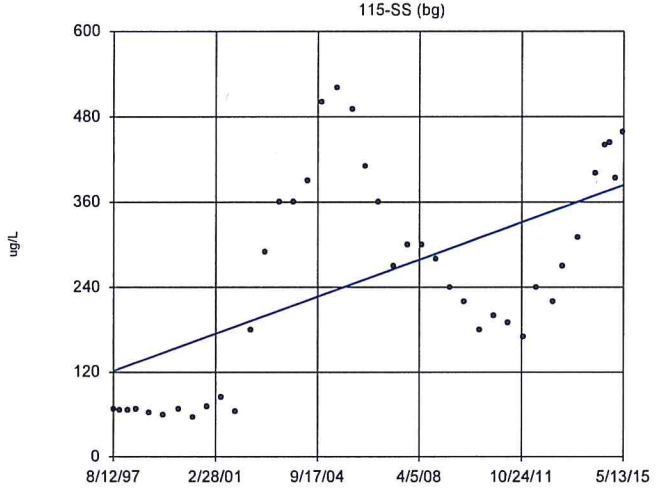

n = 40

Slope = 14.74 units per year.

Mann-Kendall statistic = 308 critical = 201

Increasing trend significant at 98% confidence level (α = 0.01 per tail).

Constituent: Barium Total Analysis Run 1/7/2016 1:04 PM

Bridgeton LF Client: RSI Data: BRIDGETON

Sanitas™ v.9.5.20 Software licensed to Jett Environmental Consulting, UG

Sen's Slope Estimator

205-SS (bg)

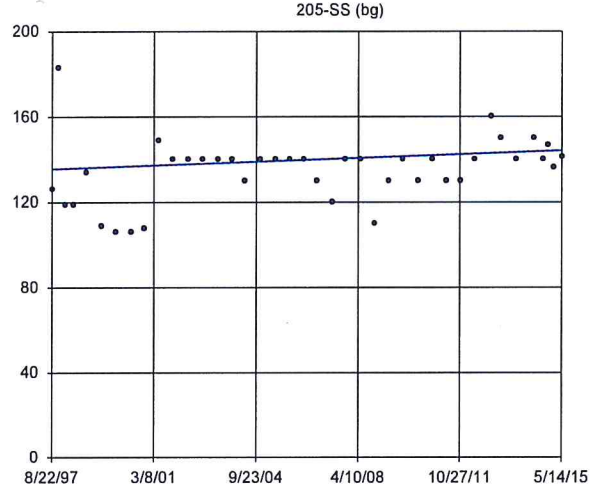

n = 40

Slope = 0.4866 units per year.

Mann-Kendall statistic = 202 critical = 201

Increasing trend significant at 98% confidence level (α = 0.01 per tail).

Constituent: Barium Total Analysis Run 1/7/2016 1:04 PM

Bridgeton LF Client: RSI Data: BRIDGETON

Sanitas™ v.9.5.20 Software licensed to Jett Environmental Consulting, UG

Hollow symbols indicate censored values.

Sen's Slope Estimator

100-SS (bg)

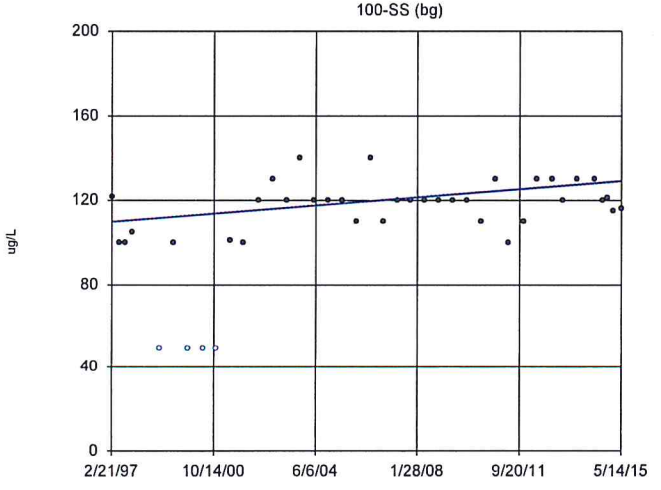

n = 40

Slope = 1.059 units per year.

Mann-Kendall statistic = 234 critical = 201

Increasing trend significant at 98% confidence level (α = 0.01 per tail).

Constituent: Boron Total Analysis Run 1/7/2016 1:04 PM

Bridgeton LF Client: RSI Data: BRIDGETON

Sanitas™ v.9.5.20 Software licensed to Jett Environmental Consulting, UG

Hollow symbols indicate censored values.

Sen's Slope Estimator

104-SS (bg)

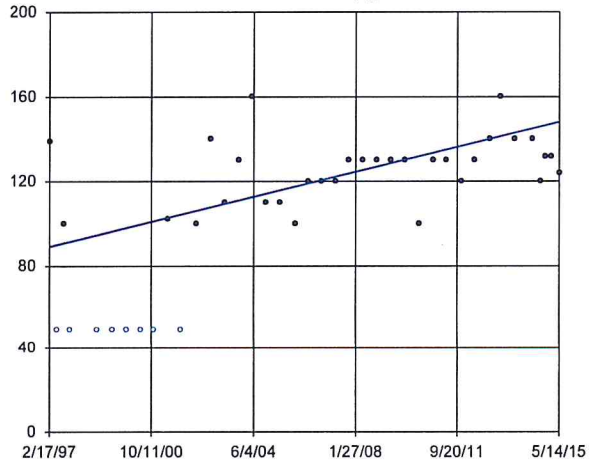

n = 40

Slope = 3.228 units per year.

Mann-Kendall statistic = 377 critical = 201

Increasing trend significant at 98% confidence level (α = 0.01 per tail).

Constituent: Boron Total Analysis Run 1/7/2016 1:04 PM

Bridgeton LF Client: RSI Data: BRIDGETON

Sanitas™ v.9.5.20 Software licensed to Jett Environmental Consulting. UG
Hollow symbols indicate censored values.

Sen's Slope Estimator

115-SS (bg)

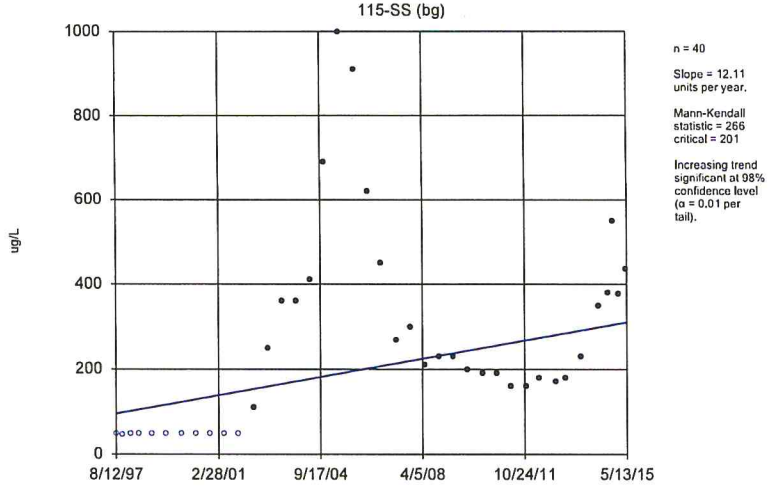

n = 40

Slope = 12.11 units per year.

Mann-Kendall statistic = 266 critical = 201

Increasing trend significant at 98% confidence level (α = 0.01 per tail).

Constituent: Boron Total Analysis Run 1/7/2016 1:04 PM
Bridgeton LF Client: RSI Data: BRIDGETON

Sanitas™ v.9.5.20 Software licensed to Jett Environmental Consulting. UG

Sen's Slope Estimator

105-SS (bg)

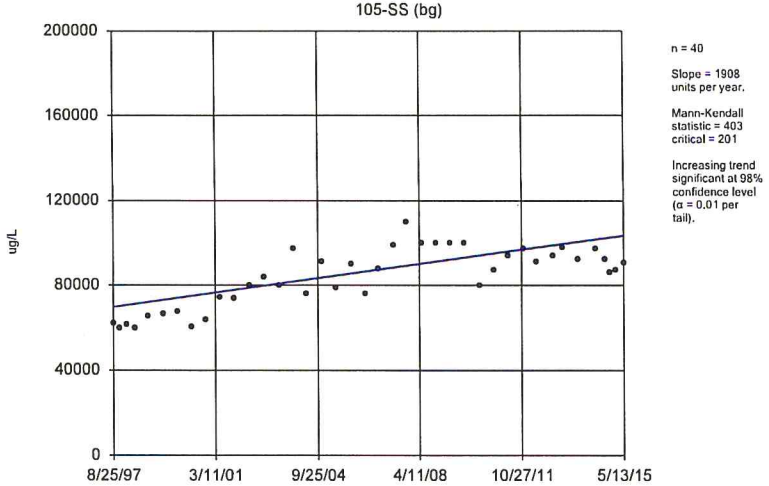

n = 40

Slope = 1908 units per year.

Mann-Kendall statistic = 403 critical = 201

Increasing trend significant at 98% confidence level (α = 0.01 per tail).

Constituent: Calcium Total Analysis Run 1/7/2016 1:04 PM
Bridgeton LF Client: RSI Data: BRIDGETON

Sanitas™ v.9.5.20 Software licensed to Jett Environmental Consulting. UG

Sen's Slope Estimator

106-SS (bg)

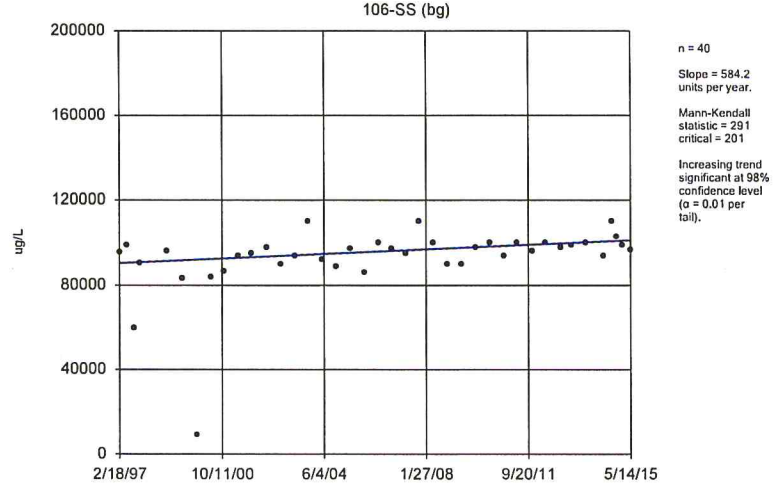

n = 40

Slope = 584.2 units per year.

Mann-Kendall statistic = 291 critical = 201

Increasing trend significant at 98% confidence level (α = 0.01 per tail).

Constituent: Calcium Total Analysis Run 1/7/2016 1:04 PM
Bridgeton LF Client: RSI Data: BRIDGETON

Sanitas™ v.9.5.20 Software licensed to Jett Environmental Consulting. UG

Sen's Slope Estimator

110-SS (bg)

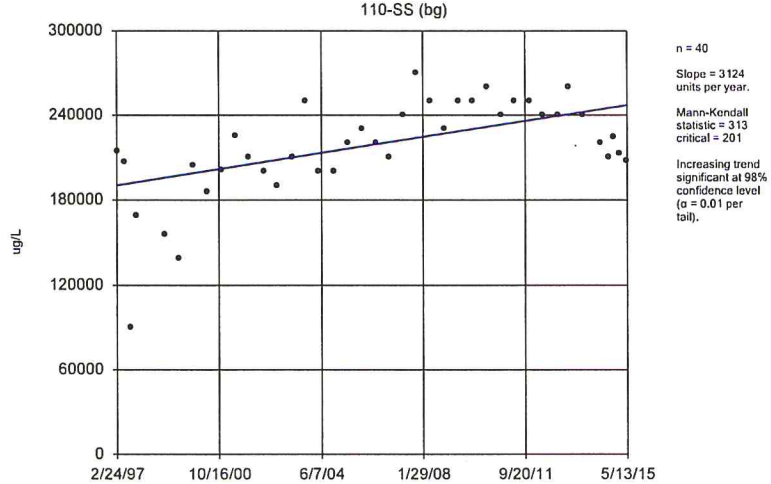

n = 40

Slope = 3124 units per year.

Mann-Kendall statistic = 313 critical = 201

Increasing trend significant at 98% confidence level (α = 0.01 per tail).

Constituent: Calcium Total Analysis Run 1/7/2016 1:04 PM
Bridgeton LF Client: RSI Data: BRIDGETON

Sanitas™ v.9.5.20 Software licensed to Jett Environmental Consulting, UG

Sen's Slope Estimator

115-SS (bg)

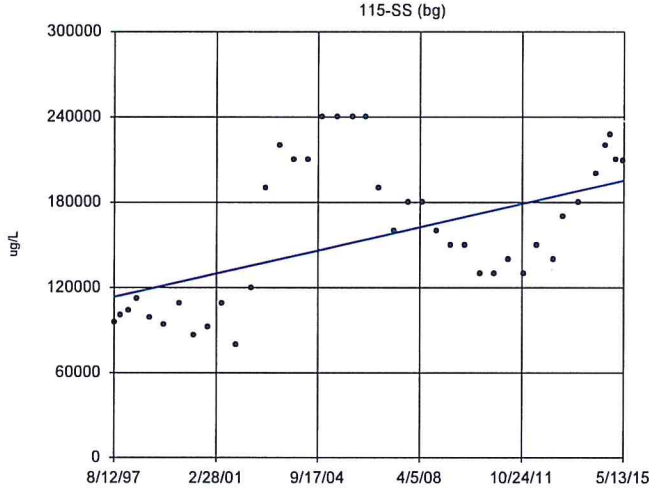

n = 40

Slope = 4611 units per year.

Mann-Kendall statistic = 259 critical = 201

Increasing trend significant at 98% confidence level (α = 0.01 per tail).

Constituent: Calcium Total Analysis Run 1/7/2016 1:04 PM

Bridgeton LF Client: RSI Data: BRIDGETON

Sanitas™ v.9.5.20 Software licensed to Jett Environmental Consulting, UG

Sen's Slope Estimator

201A-SS (bg)

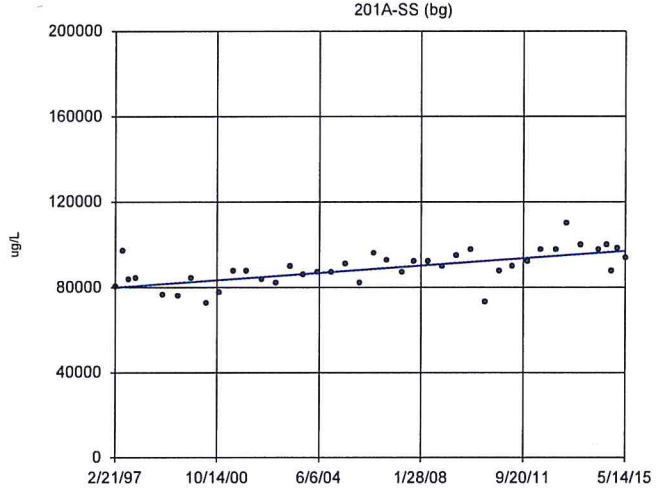

n = 40

Slope = 941.3 units per year.

Mann-Kendall statistic = 409 critical = 201

Increasing trend significant at 98% confidence level (α = 0.01 per tail).

Constituent: Calcium Total Analysis Run 1/7/2016 1:04 PM

Bridgeton LF Client: RSI Data: BRIDGETON

Sanitas™ v.9.5.20 Software licensed to Jett Environmental Consulting, UG

Sen's Slope Estimator

205-SS (bg)

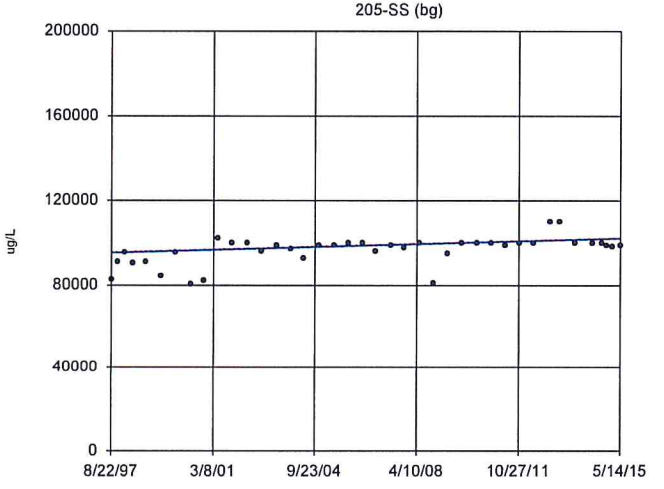

n = 40

Slope = 391 units per year.

Mann-Kendall statistic = 295 critical = 201

Increasing trend significant at 98% confidence level (α = 0.01 per tail).

Constituent: Calcium Total Analysis Run 1/7/2016 1:04 PM

Bridgeton LF Client: RSI Data: BRIDGETON

Sanitas™ v.9.5.20 Software licensed to Jett Environmental Consulting, UG

Hollow symbols indicate censored values.

Sen's Slope Estimator

100-SS (bg)

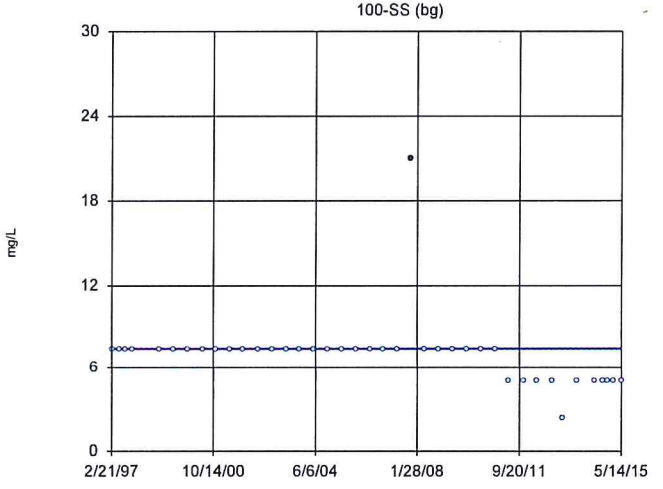

n = 40

Slope = 0 units per year.

Mann-Kendall statistic = -301 critical = -201

Decreasing trend significant at 98% confidence level (α = 0.01 per tail).

Constituent: Chemical Oxygen Demand [COD] Analysis Run 1/7/2016 1:04 PM

Bridgeton LF Client: RSI Data: BRIDGETON

Sanitas™ v.9.5.20 Software licensed to Jett Environmental Consulting, UG
Hollow symbols indicate censored values.

Sen's Slope Estimator

106-SS (bg)

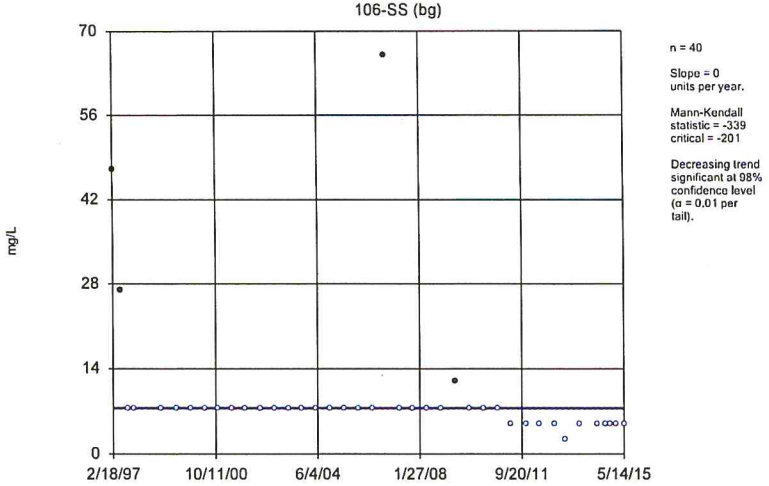

Constituent: Chemical Oxygen Demand [COD] Analysis Run 1/7/2016 1:04 PM
Bridgeton LF Client: RSI Data: BRIDGETON

Sanitas™ v.9.5.20 Software licensed to Jett Environmental Consulting, UG
Hollow symbols indicate censored values.

Sen's Slope Estimator

109-SS (bg)

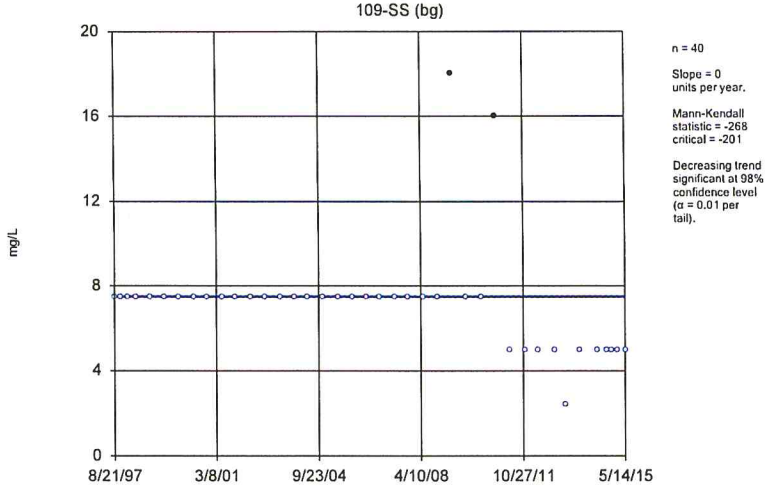

Constituent: Chemical Oxygen Demand [COD] Analysis Run 1/7/2016 1:04 PM
Bridgeton LF Client: RSI Data: BRIDGETON

Sanitas™ v.9.5.20 Software licensed to Jett Environmental Consulting, UG
Hollow symbols indicate censored values.

Sen's Slope Estimator

201A-SS (bg)

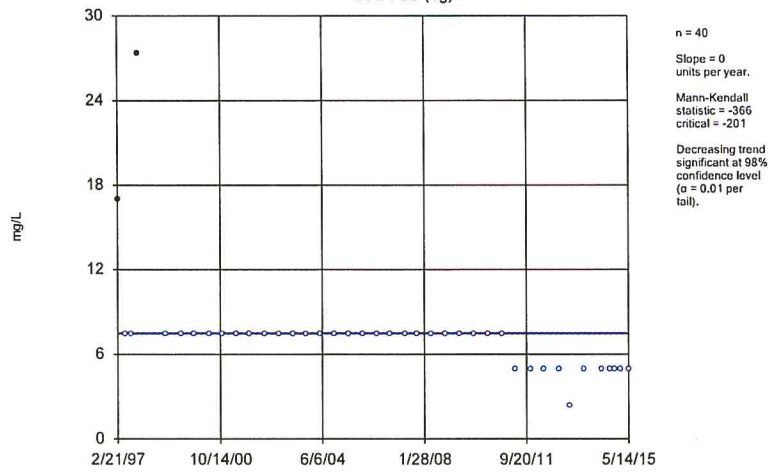

Constituent: Chemical Oxygen Demand [COD] Analysis Run 1/7/2016 1:04 PM
Bridgeton LF Client: RSI Data: BRIDGETON

Sanitas™ v.9.5.20 Software licensed to Jett Environmental Consulting, UG
Hollow symbols indicate censored values.

Sen's Slope Estimator

205-SS (bg)

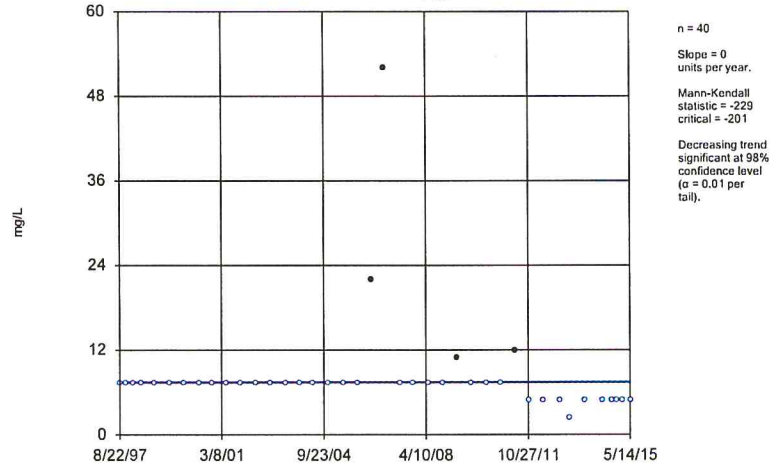

Constituent: Chemical Oxygen Demand [COD] Analysis Run 1/7/2016 1:04 PM
Bridgeton LF Client: RSI Data: BRIDGETON

Sanitas™ v.9.5.20 Software licensed to Jett Environmental Consulting, UG

Sen's Slope Estimator

100-SS (bg)

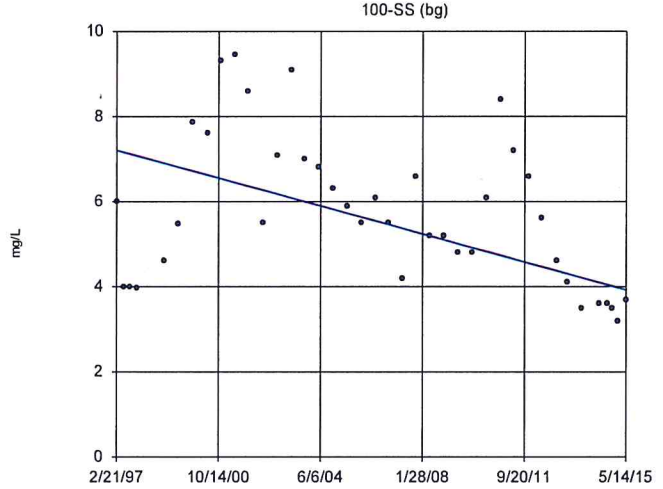

n = 40

Slope = -0.1805 units per year.

Mann-Kendall statistic = -260
critical = -201

Decreasing trend significant at 98% confidence level (α = 0.01 per tail).

Constituent: Chloride Analysis Run 1/7/2016 1:04 PM
Bridgeton LF Client: RSI Data: BRIDGETON

Sanitas™ v.9.5.20 Software licensed to Jett Environmental Consulting, UG
Hollow symbols indicate censored values.

Sen's Slope Estimator

104-SS (bg)

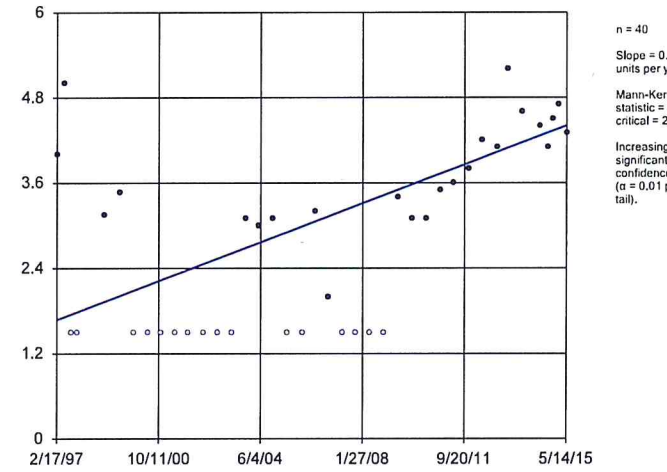

n = 40

Slope = 0.1496 units per year.

Mann-Kendall statistic = 335
critical = 201

Increasing trend significant at 98% confidence level (α = 0.01 per tail).

Constituent: Chloride Analysis Run 1/7/2016 1:04 PM
Bridgeton LF Client: RSI Data: BRIDGETON

Sanitas™ v.9.5.20 Software licensed to Jett Environmental Consulting, UG

Sen's Slope Estimator

105-SS (bg)

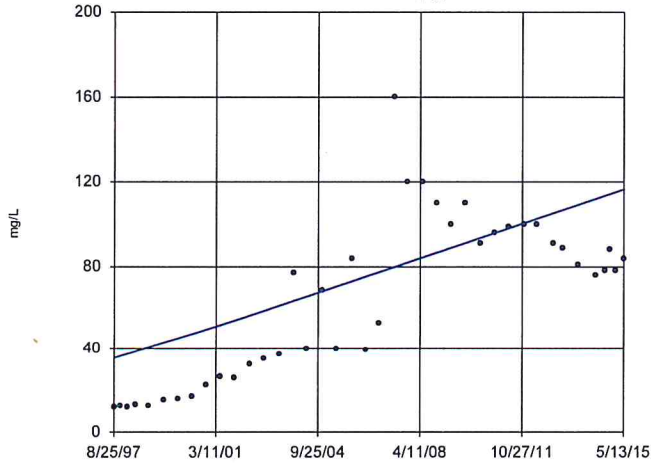

n = 40

Slope = 4.592 units per year.

Mann-Kendall statistic = 437
critical = 201

Increasing trend significant at 98% confidence level (α = 0.01 per tail).

Constituent: Chloride Analysis Run 1/7/2016 1:04 PM
Bridgeton LF Client: RSI Data: BRIDGETON

Sanitas™ v.9.5.20 Software licensed to Jett Environmental Consulting, UG
Hollow symbols indicate censored values.

Sen's Slope Estimator

106-SS (bg)

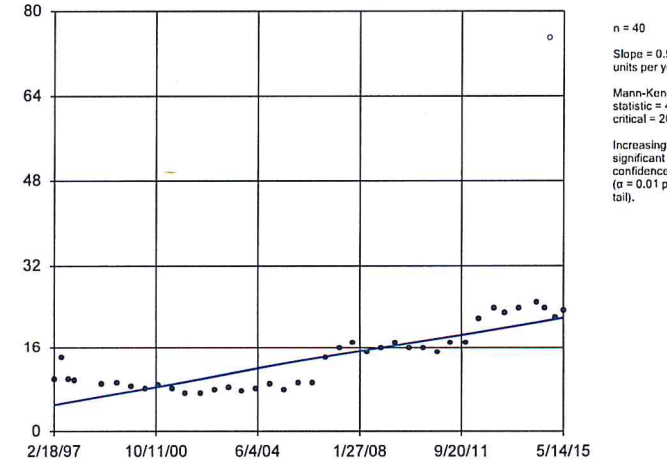

n = 40

Slope = 0.9369 units per year.

Mann-Kendall statistic = 452
critical = 201

Increasing trend significant at 98% confidence level (α = 0.01 per tail).

Constituent: Chloride Analysis Run 1/7/2016 1:04 PM
Bridgeton LF Client: RSI Data: BRIDGETON

Sanitas™ v.9.5.20 Software licensed to Jett Environmental Consulting. UG

Sen's Slope Estimator

109-SS (bg)

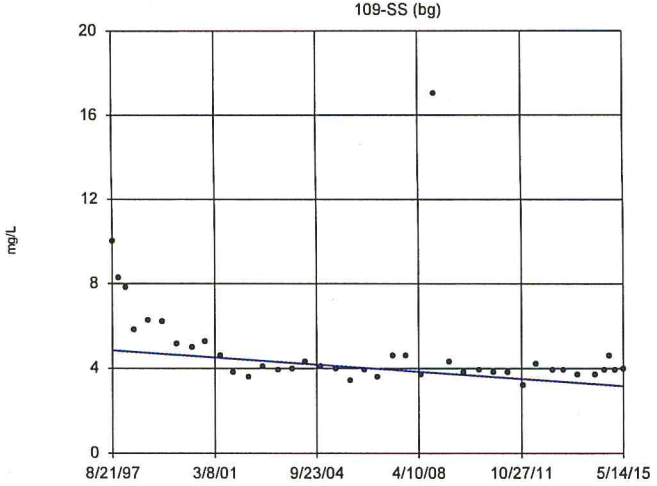

n = 40

Slope = -0.09448 units per year.

Mann-Kendall statistic = -319 critical = -201

Decreasing trend significant at 98% confidence level (α = 0.01 per tail).

Constituent: Chloride Analysis Run 1/7/2016 1:04 PM

Bridgeton LF Client: RSI Data: BRIDGETON

Sanitas™ v.9.5.20 Software licensed to Jett Environmental Consulting. UG

Hollow symbols indicate censored values.

Sen's Slope Estimator

110-SS (bg)

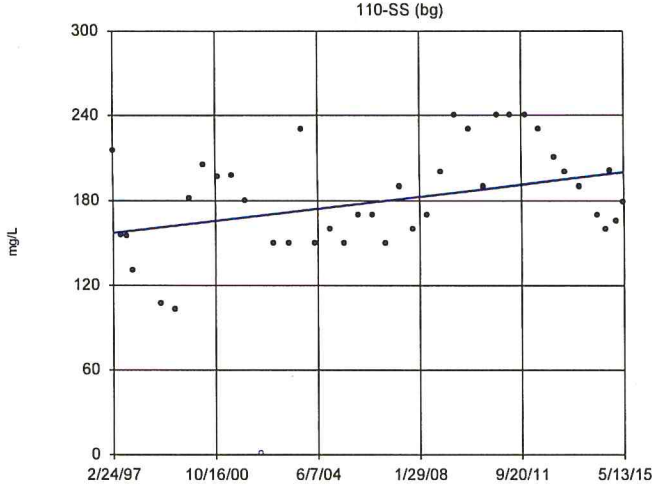

n = 40

Slope = 2.339 units per year.

Mann-Kendall statistic = 204 critical = 201

Increasing trend significant at 98% confidence level (α = 0.01 per tail).

Constituent: Chloride Analysis Run 1/7/2016 1:04 PM

Bridgeton LF Client: RSI Data: BRIDGETON

Sanitas™ v.9.5.20 Software licensed to Jett Environmental Consulting. UG

Sen's Slope Estimator

115-SS (bg)

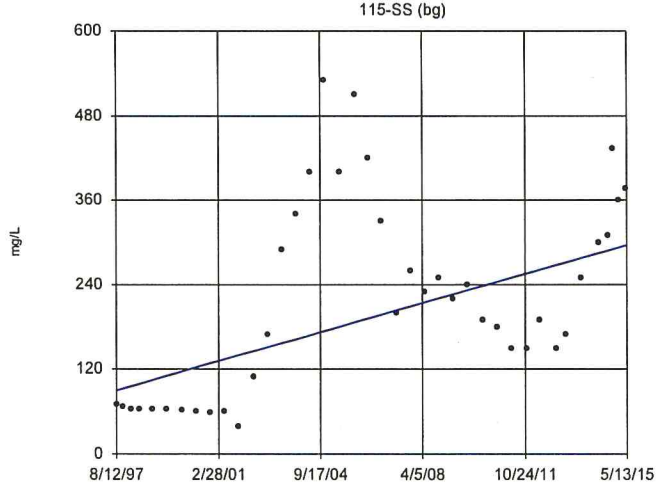

n = 40

Slope = 11.58 units per year.

Mann-Kendall statistic = 248 critical = 201

Increasing trend significant at 98% confidence level (α = 0.01 per tail).

Constituent: Chloride Analysis Run 1/7/2016 1:04 PM

Bridgeton LF Client: RSI Data: BRIDGETON

Sanitas™ v.9.5.20 Software licensed to Jett Environmental Consulting. UG

Hollow symbols indicate censored values.

Sen's Slope Estimator

201A-SS (bg)

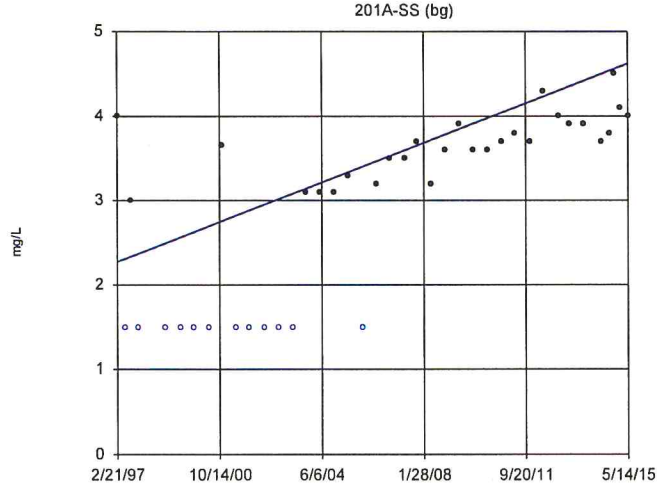

n = 40

Slope = 0.1287 units per year.

Mann-Kendall statistic = 491 critical = 201

Increasing trend significant at 98% confidence level (α = 0.01 per tail).

Constituent: Chloride Analysis Run 1/7/2016 1:04 PM

Bridgeton LF Client: RSI Data: BRIDGETON

Sanitas™ v.9.5.20 Software licensed to Jett Environmental Consulting, UG
Hollow symbols indicate censored values.

Sen's Slope Estimator

205-SS (bg)

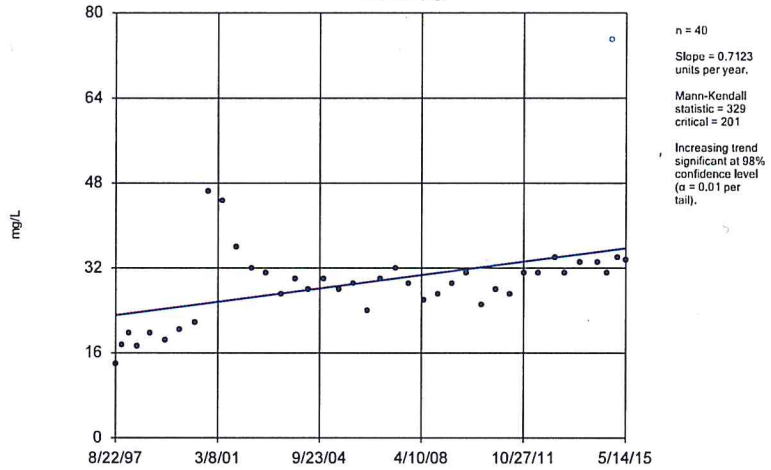

n = 40

Slope = 0.7123 units per year.

Mann-Kendall statistic = 329
critical = 201

Increasing trend significant at 98% confidence level (α = 0.01 per tail).

Constituent: Chloride Analysis Run 1/7/2016 1:04 PM
Bridgeton LF Client: RSI Data: BRIDGETON

Sanitas™ v.9.5.20 Software licensed to Jett Environmental Consulting, UG
Hollow symbols indicate censored values.

Sen's Slope Estimator

100-SS (bg)

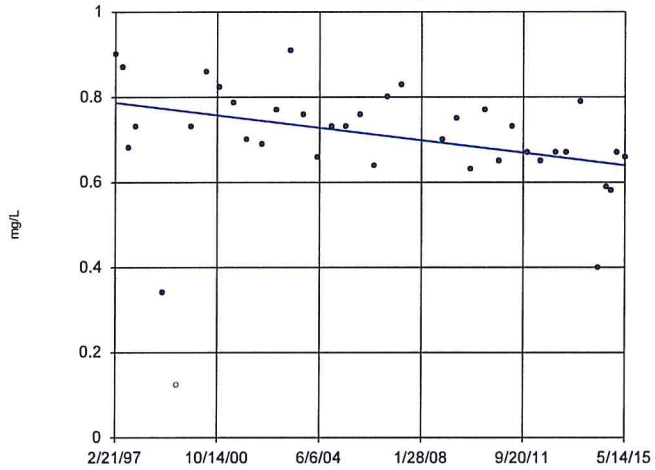

n = 38

Slope = -0.008097 units per year.

Mann-Kendall statistic = -214
critical = -186

Decreasing trend significant at 98% confidence level (α = 0.01 per tail).

Constituent: Fluoride Analysis Run 1/7/2016 1:05 PM
Bridgeton LF Client: RSI Data: BRIDGETON

Sanitas™ v.9.5.20 Software licensed to Jett Environmental Consulting, UG

Sen's Slope Estimator

105-SS (bg)

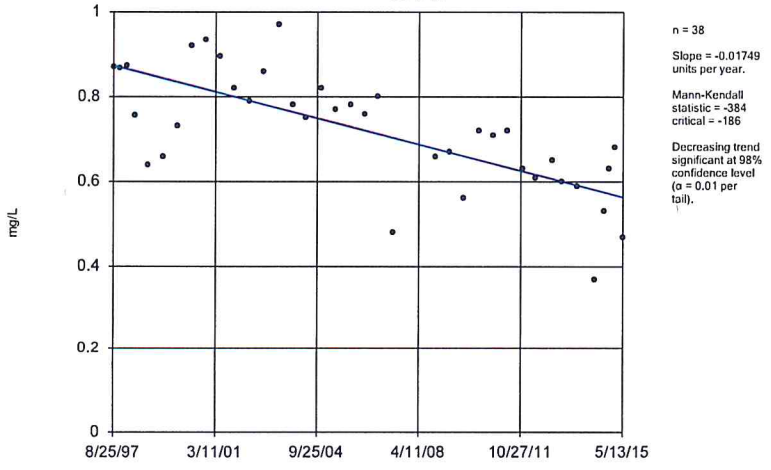

n = 38

Slope = -0.01749 units per year.

Mann-Kendall statistic = -384
critical = -186

Decreasing trend significant at 98% confidence level (α = 0.01 per tail).

Constituent: Fluoride Analysis Run 1/7/2016 1:05 PM
Bridgeton LF Client: RSI Data: BRIDGETON

Sanitas™ v.9.5.20 Software licensed to Jett Environmental Consulting, UG

Sen's Slope Estimator

109-SS (bg)

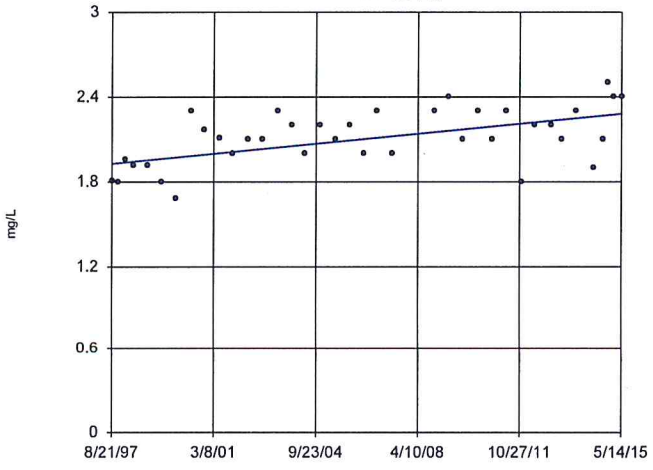

n = 38

Slope = 0.0198 units per year.

Mann-Kendall statistic = 264
critical = 186

Increasing trend significant at 98% confidence level (α = 0.01 per tail).

Constituent: Fluoride Analysis Run 1/7/2016 1:05 PM
Bridgeton LF Client: RSI Data: BRIDGETON

Sanitas™ v.9.5.20 Software licensed to Jett Environmental Consulting, UG

Sen's Slope Estimator

110-SS (bg)

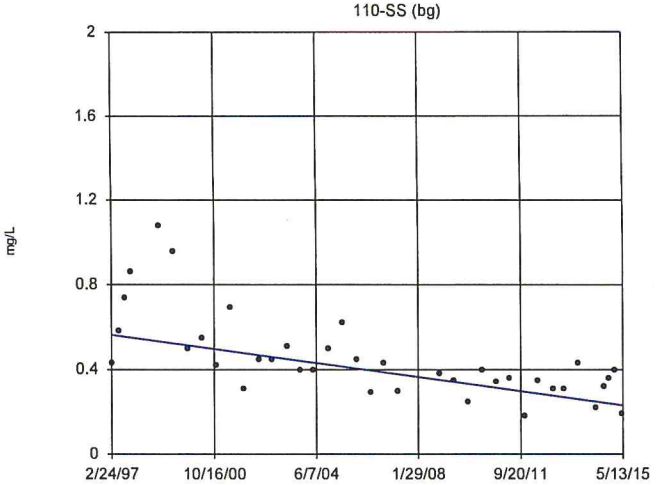

n = 38

Slope = -0.01819 units per year.

Mann-Kendall statistic = -375
critical = -186

Decreasing trend significant at 98% confidence level (α = 0.01 per tail).

Constituent: Fluoride Analysis Run 1/7/2016 1:05 PM
Bridgeton LF Client: RSI Data: BRIDGETON

Sanitas™ v.9.5.20 Software licensed to Jett Environmental Consulting, UG

Sen's Slope Estimator

115-SS (bg)

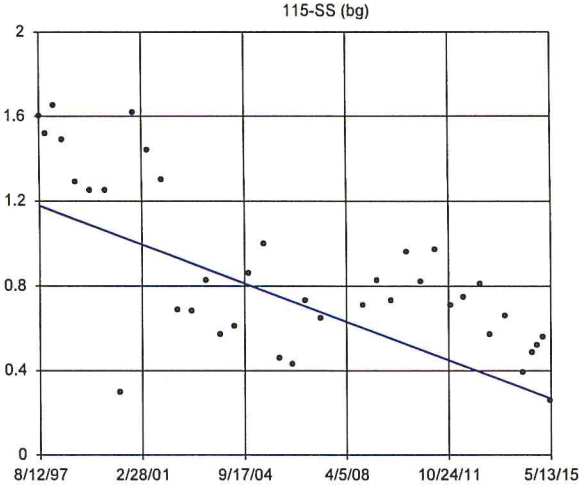

n = 38

Slope = -0.05116 units per year.

Mann-Kendall statistic = -340
critical = -186

Decreasing trend significant at 98% confidence level (α = 0.01 per tail).

Constituent: Fluoride Analysis Run 1/7/2016 1:05 PM
Bridgeton LF Client: RSI Data: BRIDGETON

Sanitas™ v.9.5.20 Software licensed to Jett Environmental Consulting, UG

Sen's Slope Estimator

201A-SS (bg)

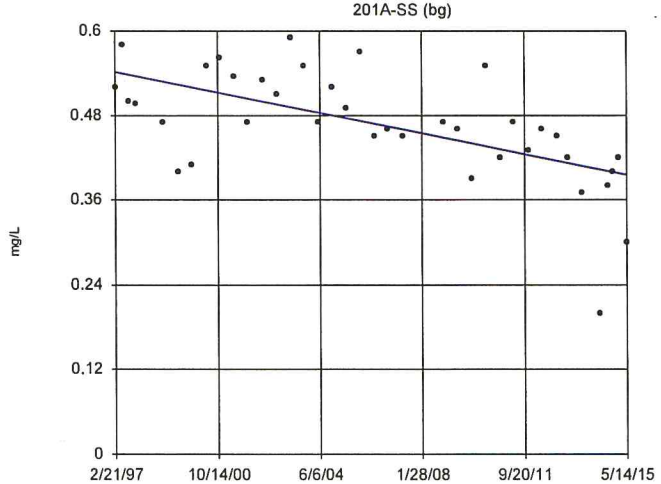

n = 38

Slope = -0.008016 units per year.

Mann-Kendall statistic = -341
critical = -186

Decreasing trend significant at 98% confidence level (α = 0.01 per tail).

Constituent: Fluoride Analysis Run 1/7/2016 1:05 PM
Bridgeton LF Client: RSI Data: BRIDGETON

Sanitas™ v.9.5.20 Software licensed to Jett Environmental Consulting, UG

Sen's Slope Estimator

205-SS (bg)

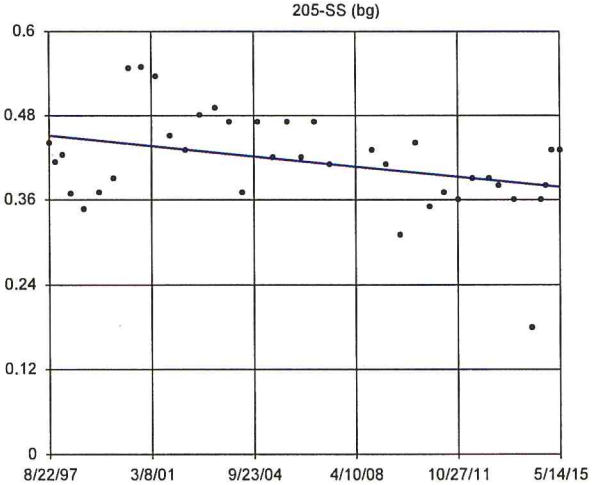

n = 38

Slope = -0.004092 units per year.

Mann-Kendall statistic = -188
critical = -186

Decreasing trend significant at 98% confidence level (α = 0.01 per tail).

Constituent: Fluoride Analysis Run 1/7/2016 1:05 PM
Bridgeton LF Client: RSI Data: BRIDGETON

Sen's Slope Estimator

105-SS (bg)

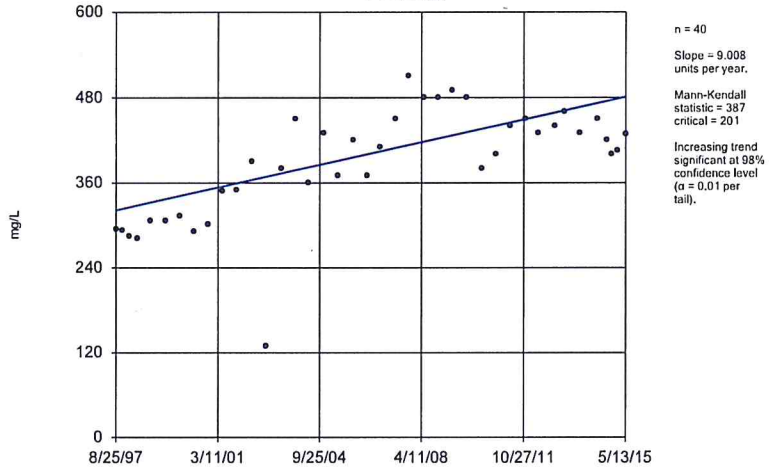

n = 40

Slope = 9.008 units per year.

Mann-Kendall statistic = 387 critical = 201

Increasing trend significant at 98% confidence level (α = 0.01 per tail).

Constituent: Hardness Total Analysis Run 1/7/2016 1:05 PM

Bridgeton LF Client: RSI Data: BRIDGETON

Sanitas™ v.9.5.20 Software licensed to Jett Environmental Consulting, UG

Sen's Slope Estimator

106-SS (bg)

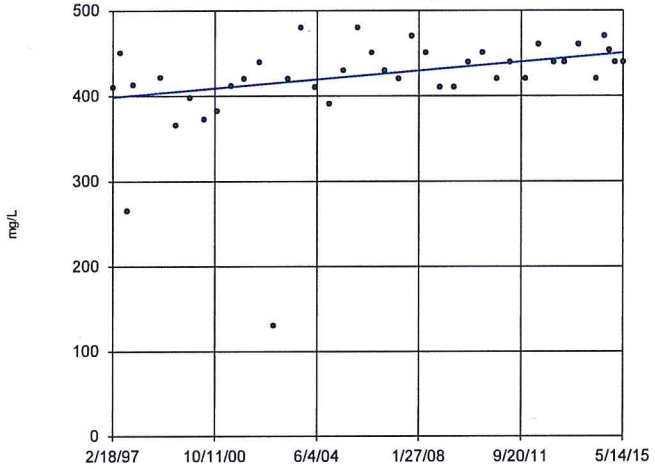

n = 40

Slope = 2.804 units per year.

Mann-Kendall statistic = 278 critical = 201

Increasing trend significant at 98% confidence level (α = 0.01 per tail).

Constituent: Hardness Total Analysis Run 1/7/2016 1:05 PM

Bridgeton LF Client: RSI Data: BRIDGETON

Sanitas™ v.9.5.20 Software licensed to Jett Environmental Consulting, UG

Sen's Slope Estimator

110-SS (bg)

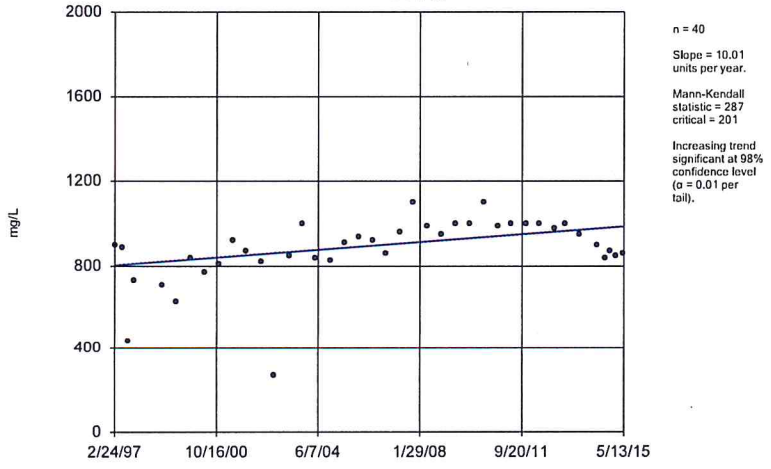

n = 40

Slope = 10.01 units per year.

Mann-Kendall statistic = 287 critical = 201

Increasing trend significant at 98% confidence level (α = 0.01 per tail).

Constituent: Hardness Total Analysis Run 1/7/2016 1:05 PM

Bridgeton LF Client: RSI Data: BRIDGETON

Sanitas™ v.9.5.20 Software licensed to Jett Environmental Consulting, UG

Sen's Slope Estimator

115-SS (bg)

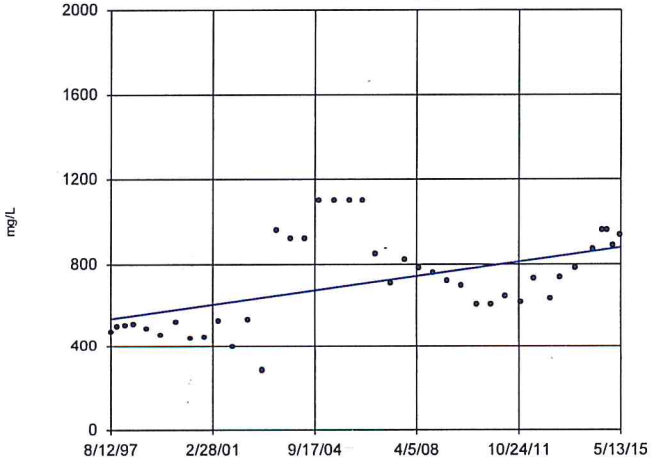

n = 40

Slope = 18.87 units per year.

Mann-Kendall statistic = 276 critical = 201

Increasing trend significant at 98% confidence level (α = 0.01 per tail).

Constituent: Hardness Total Analysis Run 1/7/2016 1:05 PM

Bridgeton LF Client: RSI Data: BRIDGETON

Sanitas™ v.9.5.20 Software licensed to Jett Environmental Consulting, UG

Sen's Slope Estimator

201A-SS (bg)

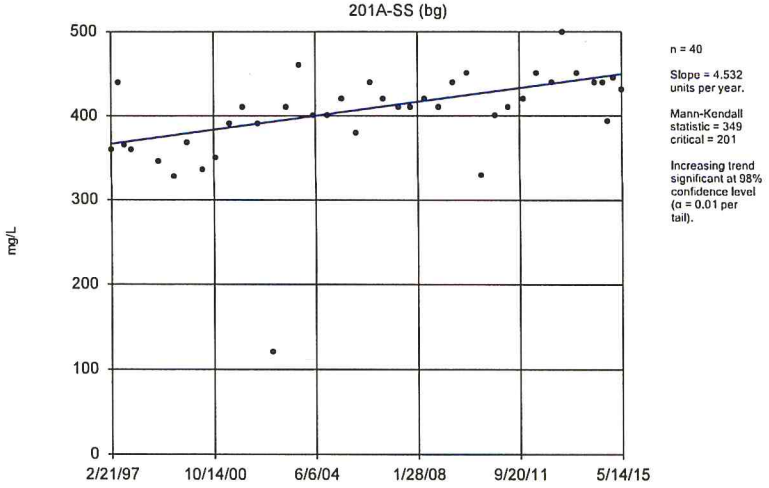

n = 40

Slope = 4.532 units per year.

Mann-Kendall statistic = 349 critical = 201

Increasing trend significant at 98% confidence level (α = 0.01 per tail).

Constituent: Hardness Total Analysis Run 1/7/2016 1:05 PM

Bridgeton LF Client: RSI Data: BRIDGETON

Sanitas™ v.9.5.20 Software licensed to Jett Environmental Consulting, UG

Sen's Slope Estimator

205-SS (bg)

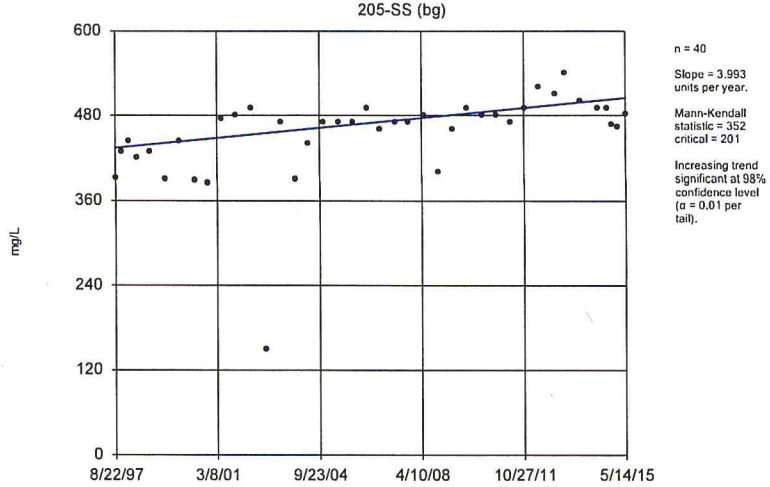

n = 40

Slope = 3.993 units per year.

Mann-Kendall statistic = 352 critical = 201

Increasing trend significant at 98% confidence level (α = 0.01 per tail).

Constituent: Hardness Total Analysis Run 1/7/2016 1:05 PM

Bridgeton LF Client: RSI Data: BRIDGETON

Sanitas™ v.9.5.20 Software licensed to Jett Environmental Consulting, UG

Sen's Slope Estimator

104-SS (bg)

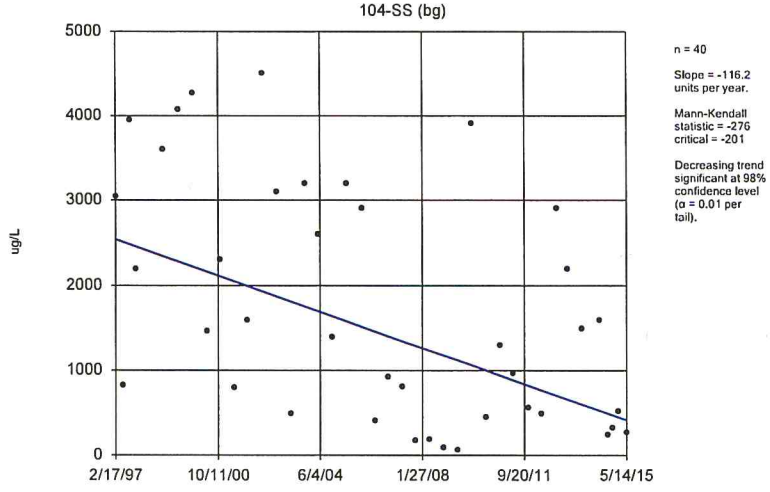

n = 40

Slope = -116.2 units per year.

Mann-Kendall statistic = -276 critical = -201

Decreasing trend significant at 98% confidence level (α = 0.01 per tail).

Constituent: Iron Total Analysis Run 1/7/2016 1:05 PM

Bridgeton LF Client: RSI Data: BRIDGETON

Sanitas™ v.9.5.20 Software licensed to Jett Environmental Consulting, UG

Sen's Slope Estimator

106-SS (bg)

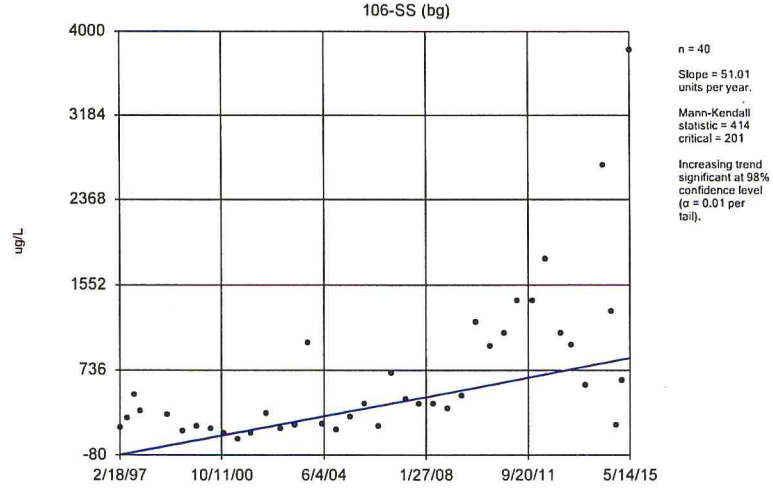

n = 40

Slope = 51.01 units per year.

Mann-Kendall statistic = 414 critical = 201

Increasing trend significant at 98% confidence level (α = 0.01 per tail).

Constituent: Iron Total Analysis Run 1/7/2016 1:05 PM

Bridgeton LF Client: RSI Data: BRIDGETON

Sanitas™ v.9.5.20 Software licensed to Jett Environmental Consulting, UG
Hollow symbols indicate censored values.

Sen's Slope Estimator

109-SS (bg)

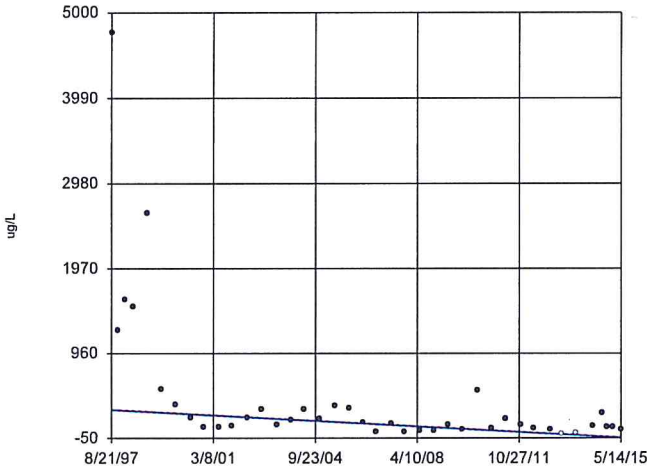

n = 40

Slope = -18.82 units per year.

Mann-Kendall statistic = -357 critical = -201

Decreasing trend significant at 98% confidence level (α = 0.01 per tail).

Constituent: Iron Total Analysis Run 1/7/2016 1:05 PM

Bridgeton LF Client: RSI Data: BRIDGETON

Sanitas™ v.9.5.20 Software licensed to Jett Environmental Consulting, UG

Sen's Slope Estimator

115-SS (bg)

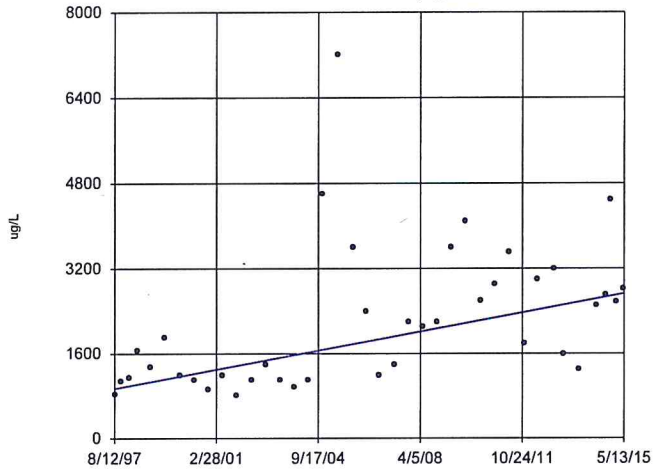

n = 40

Slope = 100.5 units per year.

Mann-Kendall statistic = 332 critical = 201

Increasing trend significant at 98% confidence level (α = 0.01 per tail).

Constituent: Iron Total Analysis Run 1/7/2016 1:05 PM

Bridgeton LF Client: RSI Data: BRIDGETON

Sanitas™ v.9.5.20 Software licensed to Jett Environmental Consulting, UG

Sen's Slope Estimator

104-SS (bg)

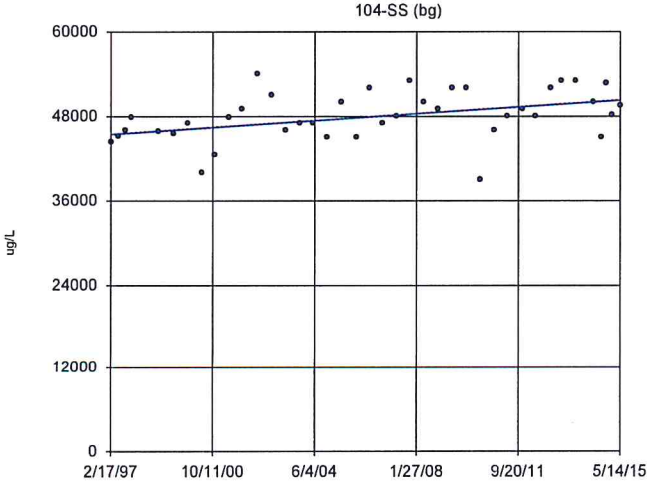

n = 40

Slope = 266.6 units per year.

Mann-Kendall statistic = 263 critical = 201

Increasing trend significant at 98% confidence level (α = 0.01 per tail).

Constituent: Magnesium Total Analysis Run 1/7/2016 1:05 PM

Bridgeton LF Client: RSI Data: BRIDGETON

Sanitas™ v.9.5.20 Software licensed to Jett Environmental Consulting, UG

Sen's Slope Estimator

105-SS (bg)

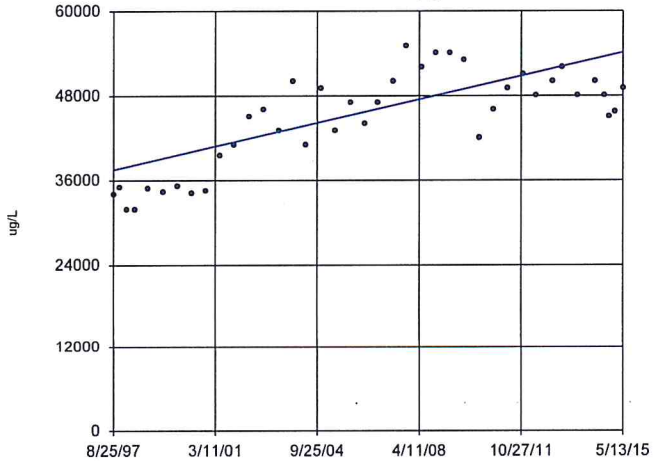

n = 40

Slope = 937 units per year.

Mann-Kendall statistic = 399 critical = 201

Increasing trend significant at 98% confidence level (α = 0.01 per tail).

Constituent: Magnesium Total Analysis Run 1/7/2016 1:05 PM

Bridgeton LF Client: RSI Data: BRIDGETON

Sanitas™ v.9.5.20 Software licensed to Jett Environmental Consulting, UG

Sen's Slope Estimator

106-SS (bg)

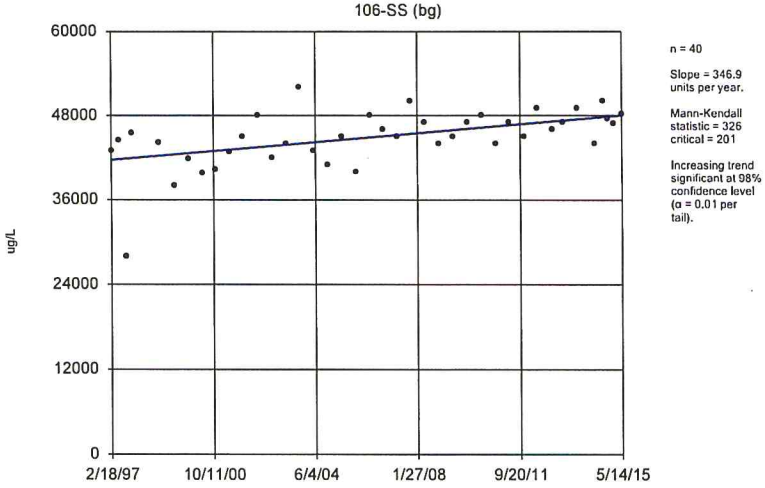

n = 40

Slope = 346.9 units per year.

Mann-Kendall statistic = 326 critical = 201

Increasing trend significant at 98% confidence level (α = 0.01 per tail).

Constituent: Magnesium Total Analysis Run 1/7/2016 1:05 PM
Bridgeton LF Client: RSI Data: BRIDGETON

Sanitas™ v.9.5.20 Software licensed to Jett Environmental Consulting, UG

Sen's Slope Estimator

110-SS (bg)

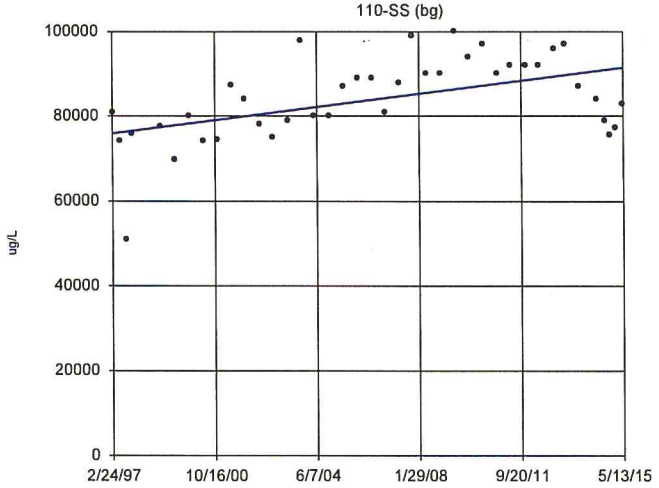

n = 40

Slope = 851.4 units per year.

Mann-Kendall statistic = 291 critical = 201

Increasing trend significant at 98% confidence level (α = 0.01 per tail).

Constituent: Magnesium Total Analysis Run 1/7/2016 1:05 PM
Bridgeton LF Client: RSI Data: BRIDGETON

Sanitas™ v.9.5.20 Software licensed to Jett Environmental Consulting, UG

Sen's Slope Estimator

115-SS (bg)

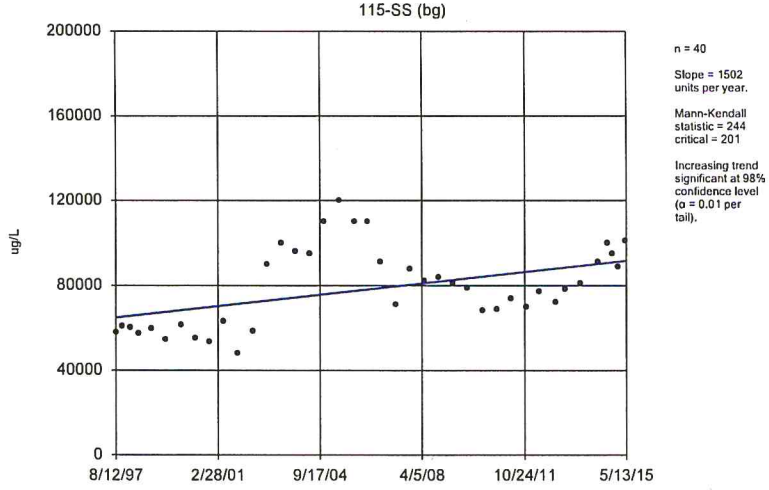

n = 40

Slope = 1502 units per year.

Mann-Kendall statistic = 244 critical = 201

Increasing trend significant at 98% confidence level (α = 0.01 per tail).

Constituent: Magnesium Total Analysis Run 1/7/2016 1:05 PM
Bridgeton LF Client: RSI Data: BRIDGETON

Sanitas™ v.9.5.20 Software licensed to Jett Environmental Consulting, UG

Sen's Slope Estimator

201A-SS (bg)

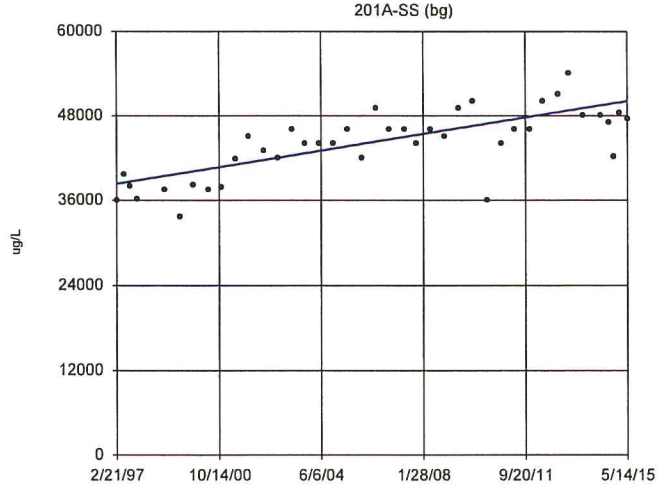

n = 40

Slope = 642.5 units per year.

Mann-Kendall statistic = 444 critical = 201

Increasing trend significant at 98% confidence level (α = 0.01 per tail).

Constituent: Magnesium Total Analysis Run 1/7/2016 1:05 PM
Bridgeton LF Client: RSI Data: BRIDGETON

Sanitas™ v.9.5.20 Software licensed to Jett Environmental Consulting, UG

Sen's Slope Estimator

205-SS (bg)

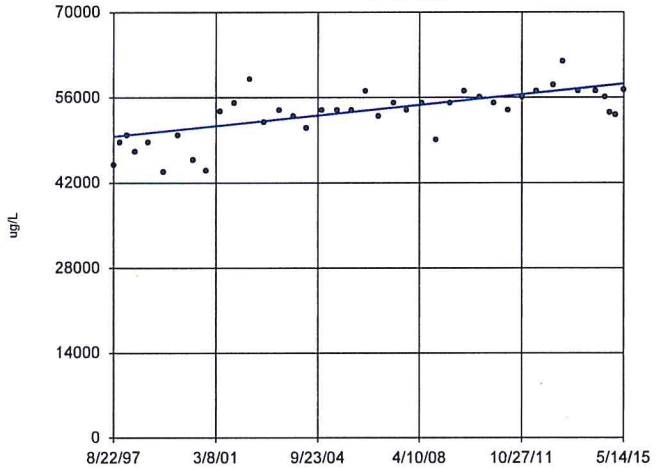

n = 40

Slope = 484.6 units per year.

Mann-Kendall statistic = 412 critical = 201

Increasing trend significant at 98% confidence level (α = 0.01 per tail).

Constituent: Magnesium Total Analysis Run 1/7/2016 1:05 PM

Bridgeton LF Client: RSI Data: BRIDGETON

Sanitas™ v.9.5.20 Software licensed to Jett Environmental Consulting, UG

Hollow symbols indicate censored values.

Sen's Slope Estimator

100-SS (bg)

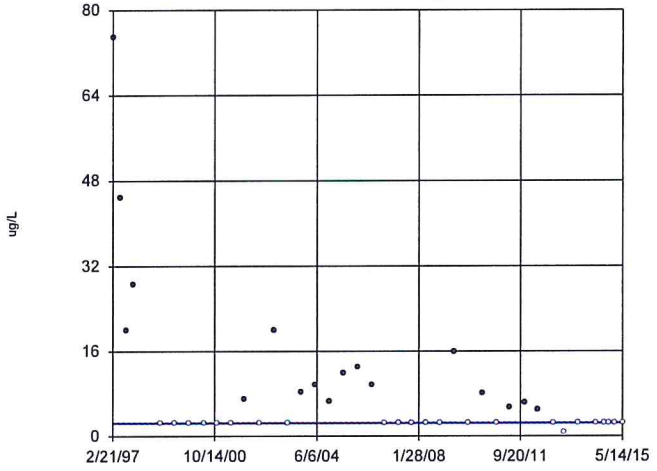

n = 40

Slope = 0 units per year.

Mann-Kendall statistic = -215 critical = -201

Decreasing trend significant at 98% confidence level (α = 0.01 per tail).

Constituent: Manganese Total Analysis Run 1/7/2016 1:05 PM

Bridgeton LF Client: RSI Data: BRIDGETON

Sanitas™ v.9.5.20 Software licensed to Jett Environmental Consulting, UG

Hollow symbols indicate censored values.

Sen's Slope Estimator

109-SS (bg)

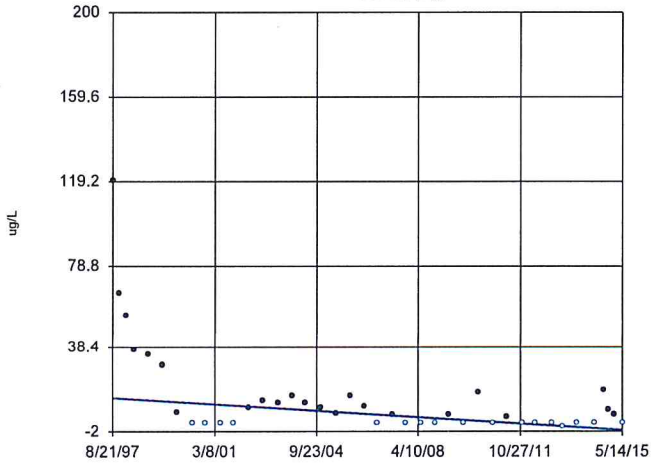

n = 40

Slope = -0.8628 units per year.

Mann-Kendall statistic = -304 critical = -201

Decreasing trend significant at 98% confidence level (α = 0.01 per tail).

Constituent: Manganese Total Analysis Run 1/7/2016 1:05 PM

Bridgeton LF Client: RSI Data: BRIDGETON

Sanitas™ v.9.5.20 Software licensed to Jett Environmental Consulting, UG

Sen's Slope Estimator

110-SS (bg)

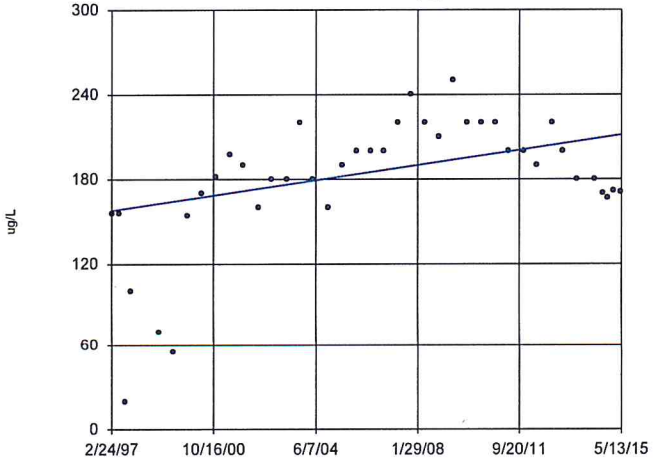

n = 40

Slope = 2.934 units per year.

Mann-Kendall statistic = 236 critical = 201

Increasing trend significant at 98% confidence level (α = 0.01 per tail).

Constituent: Manganese Total Analysis Run 1/7/2016 1:05 PM

Bridgeton LF Client: RSI Data: BRIDGETON

Sanitas™ v.9.5.20 Software licensed to Jett Environmental Consulting, UG
Hollow symbols indicate censored values.

Sen's Slope Estimator

115-SS (bg)

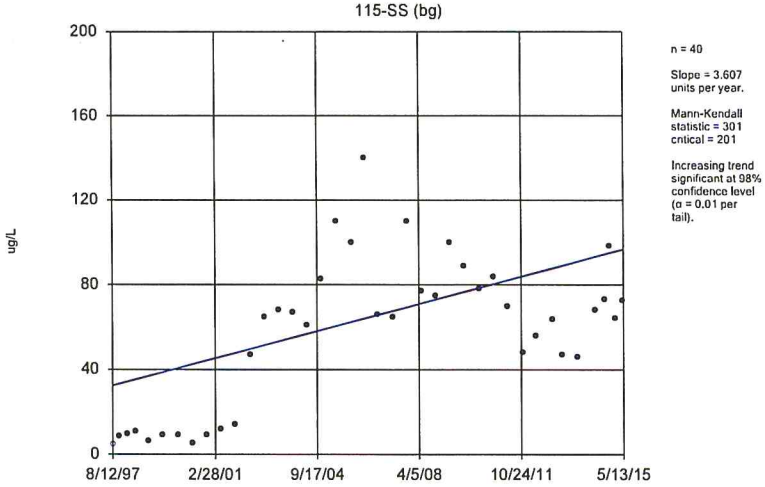

n = 40

Slope = 3.607 units per year.

Mann-Kendall statistic = 301
critical = 201

Increasing trend significant at 98% confidence level (α = 0.01 per tail).

Constituent: Manganese Total Analysis Run 1/7/2016 1:05 PM
Bridgeton LF Client: RSI Data: BRIDGETON

Sanitas™ v.9.5.20 Software licensed to Jett Environmental Consulting, UG

Sen's Slope Estimator

201A-SS (bg)

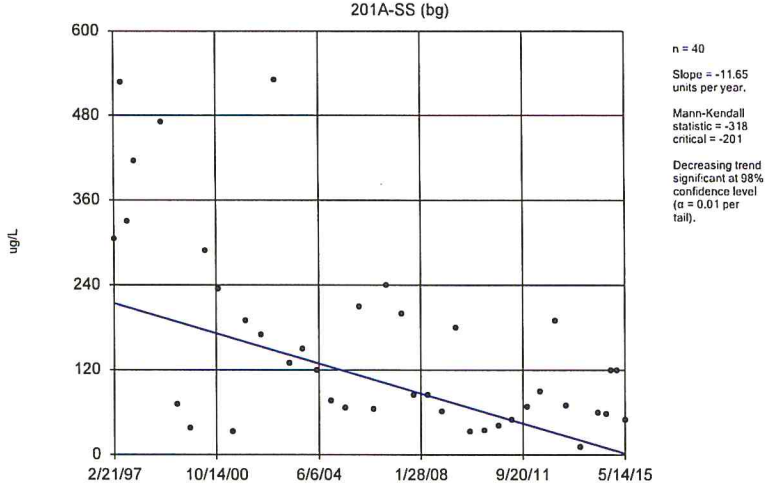

n = 40

Slope = -11.65 units per year.

Mann-Kendall statistic = -318
critical = -201

Decreasing trend significant at 98% confidence level (α = 0.01 per tail).

Constituent: Manganese Total Analysis Run 1/7/2016 1:05 PM
Bridgeton LF Client: RSI Data: BRIDGETON

Sanitas™ v.9.5.20 Software licensed to Jett Environmental Consulting, UG
Hollow symbols indicate censored values.

Sen's Slope Estimator

205-SS (bg)

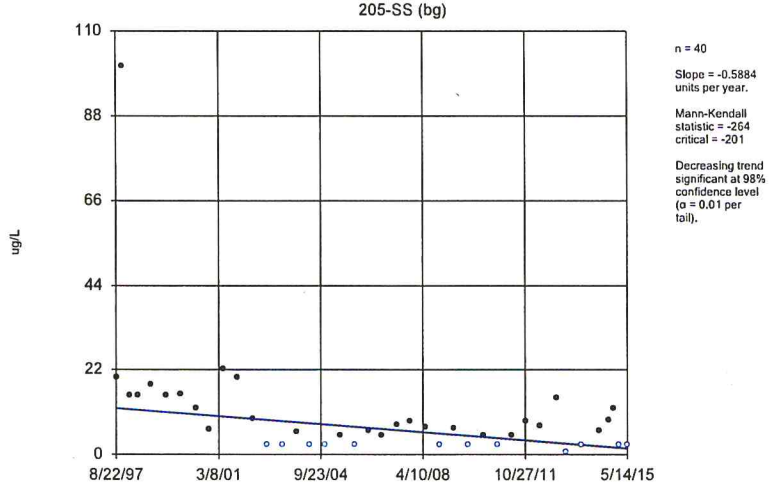

n = 40

Slope = -0.5884 units per year.

Mann-Kendall statistic = -264
critical = -201

Decreasing trend significant at 98% confidence level (α = 0.01 per tail).

Constituent: Manganese Total Analysis Run 1/7/2016 1:05 PM
Bridgeton LF Client: RSI Data: BRIDGETON

Sanitas™ v.9.5.20 Software licensed to Jett Environmental Consulting, UG
Hollow symbols indicate censored values.

Sen's Slope Estimator

100-SS (bg)

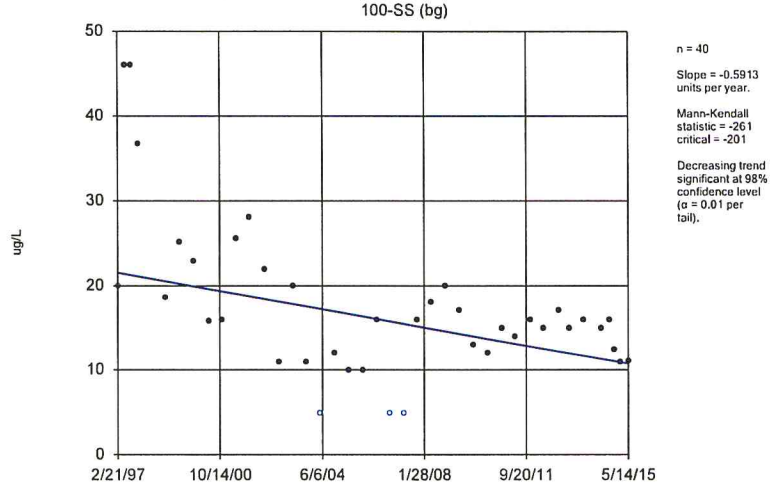

n = 40

Slope = -0.5913 units per year.

Mann-Kendall statistic = -261
critical = -201

Decreasing trend significant at 98% confidence level (α = 0.01 per tail).

Constituent: Nickel Total Analysis Run 1/7/2016 1:05 PM
Bridgeton LF Client: RSI Data: BRIDGETON

Sanitas™ v.9.5.20 Software licensed to Jett Environmental Consulting, UG
Hollow symbols indicate censored values.

Sen's Slope Estimator

115-SS (bg)

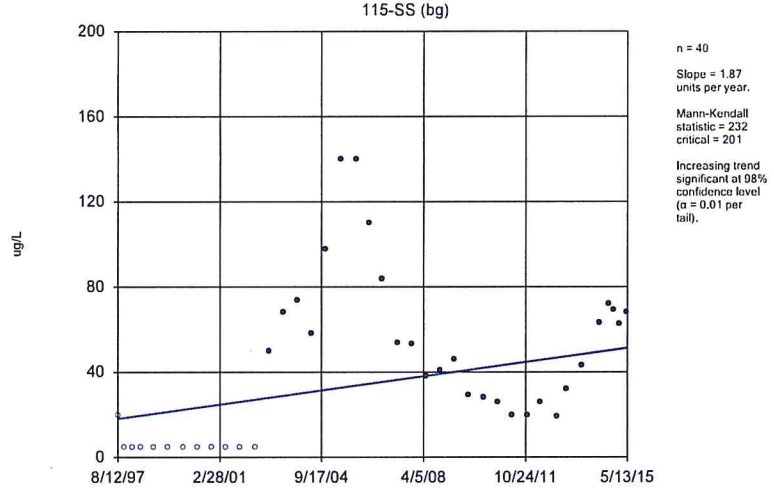

n = 40

Slope = 1.87 units per year.

Mann-Kendall statistic = 232 critical = 201

Increasing trend significant at 98% confidence level (α = 0.01 per tail).

Constituent: Nickel Total Analysis Run 1/7/2016 1:05 PM
Bridgeton LF Client: RSI Data: BRIDGETON

Sanitas™ v.9.5.20 Software licensed to Jett Environmental Consulting, UG
Hollow symbols indicate censored values.

Sen's Slope Estimator

201A-SS (bg)

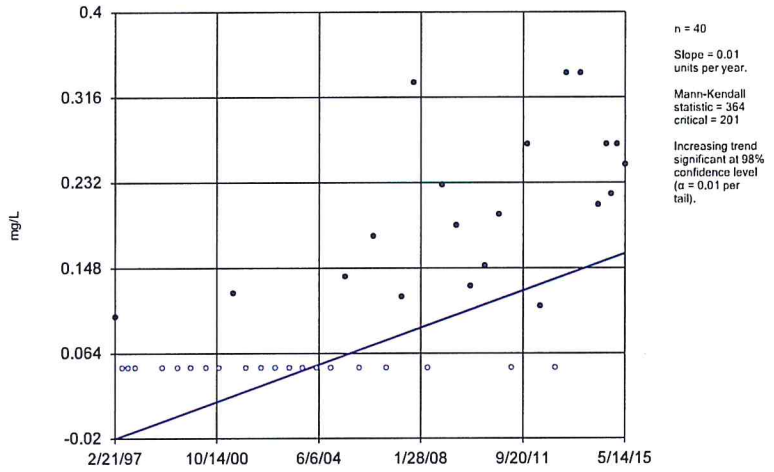

n = 40

Slope = 0.01 units per year.

Mann-Kendall statistic = 364 critical = 201

Increasing trend significant at 98% confidence level (α = 0.01 per tail).

Constituent: Nitrate/Nitrite Analysis Run 1/7/2016 1:05 PM
Bridgeton LF Client: RSI Data: BRIDGETON

Sanitas™ v.9.5.20 Software licensed to Jett Environmental Consulting, UG

Sen's Slope Estimator

104-SS (bg)

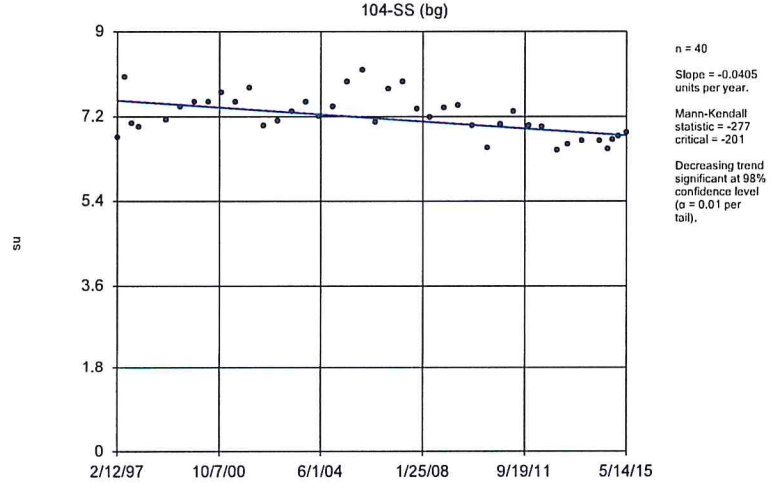

n = 40

Slope = -0.0405 units per year.

Mann-Kendall statistic = -277 critical = -201

Decreasing trend significant at 98% confidence level (α = 0.01 per tail).

Constituent: pH [Field] Analysis Run 1/7/2016 1:05 PM
Bridgeton LF Client: RSI Data: BRIDGETON

Sanitas™ v.9.5.20 Software licensed to Jett Environmental Consulting, UG

Sen's Slope Estimator

105-SS (bg)

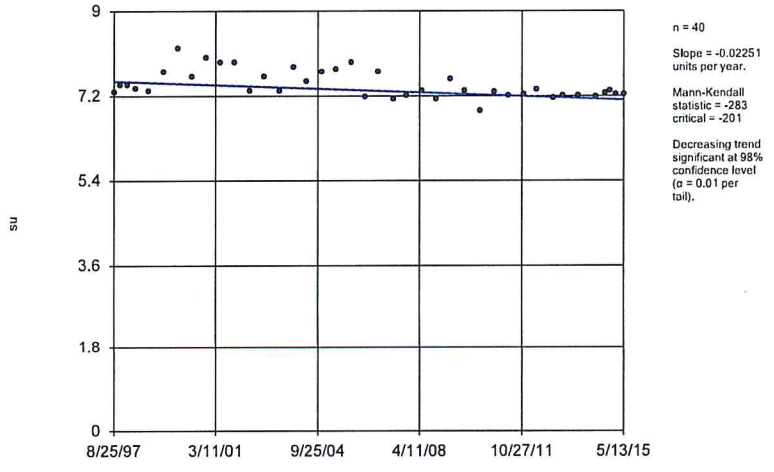

n = 40

Slope = -0.02251 units per year.

Mann-Kendall statistic = -283 critical = -201

Decreasing trend significant at 98% confidence level (α = 0.01 per tail).

Constituent: pH [Field] Analysis Run 1/7/2016 1:05 PM
Bridgeton LF Client: RSI Data: BRIDGETON

Sanitas™ v.9.5.20 Software licensed to Jett Environmental Consulting, UG

Sen's Slope Estimator

106-SS (bg)

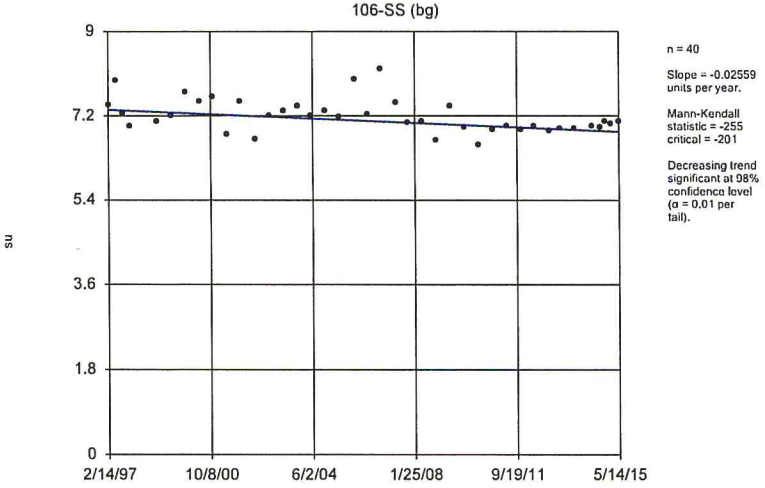

n = 40

Slope = -0.02559 units per year.

Mann-Kendall statistic = -255
critical = -201

Decreasing trend significant at 98% confidence level (α = 0.01 per tail).

Constituent: pH [Field] Analysis Run 1/7/2016 1:05 PM
Bridgeton LF Client: RSI Data: BRIDGETON

Sanitas™ v.9.5.20 Software licensed to Jett Environmental Consulting, UG

Sen's Slope Estimator

110-SS (bg)

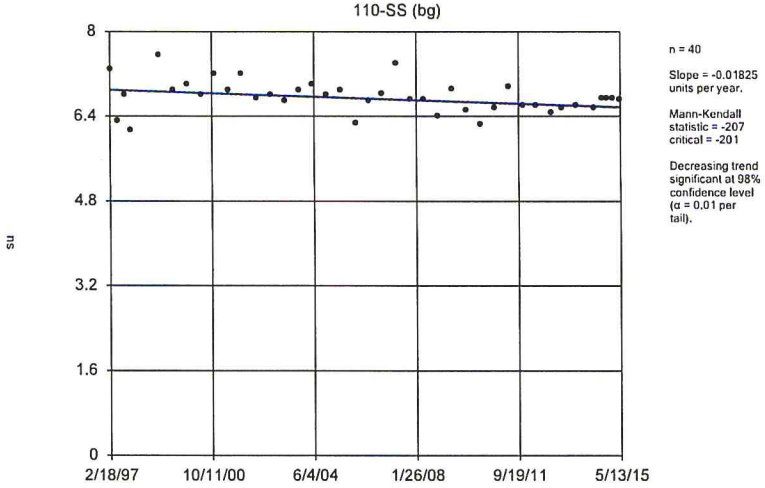

n = 40

Slope = -0.01825 units per year.

Mann-Kendall statistic = -207
critical = -201

Decreasing trend significant at 98% confidence level (α = 0.01 per tail).

Constituent: pH [Field] Analysis Run 1/7/2016 1:05 PM
Bridgeton LF Client: RSI Data: BRIDGETON

Sanitas™ v.9.5.20 Software licensed to Jett Environmental Consulting, UG

Sen's Slope Estimator

201A-SS (bg)

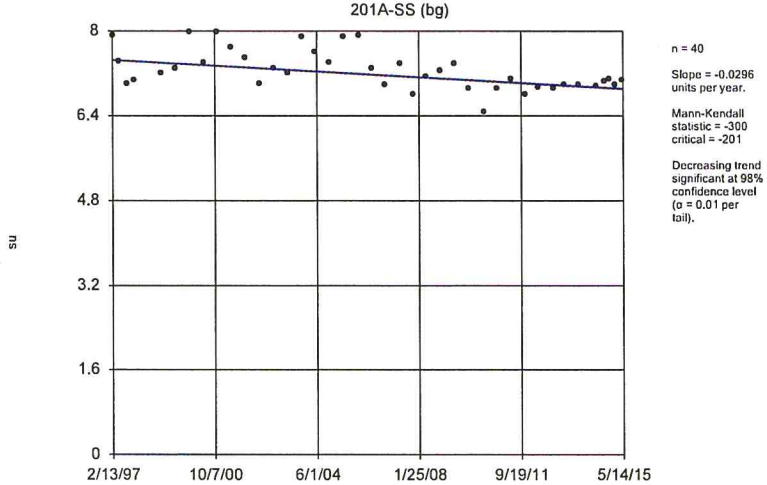

n = 40

Slope = -0.0296 units per year.

Mann-Kendall statistic = -300
critical = -201

Decreasing trend significant at 98% confidence level (α = 0.01 per tail).

Constituent: pH [Field] Analysis Run 1/7/2016 1:05 PM
Bridgeton LF Client: RSI Data: BRIDGETON

Sanitas™ v.9.5.20 Software licensed to Jett Environmental Consulting, UG

Sen's Slope Estimator

205-SS (bg)

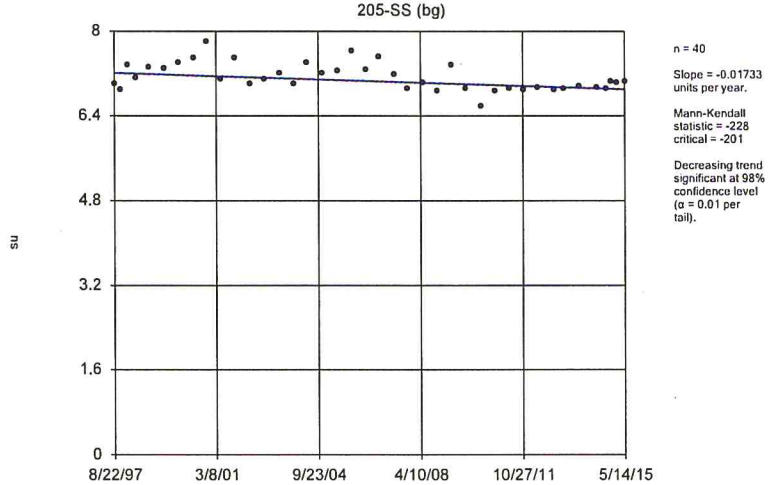

n = 40

Slope = -0.01733 units per year.

Mann-Kendall statistic = -228
critical = -201

Decreasing trend significant at 98% confidence level (α = 0.01 per tail).

Constituent: pH [Field] Analysis Run 1/7/2016 1:05 PM
Bridgeton LF Client: RSI Data: BRIDGETON

Sanitas™ v.9.5.20 Software licensed to Jett Environmental Consulting. UG
Hollow symbols indicate censored values.

Sen's Slope Estimator

105-SS (bg)

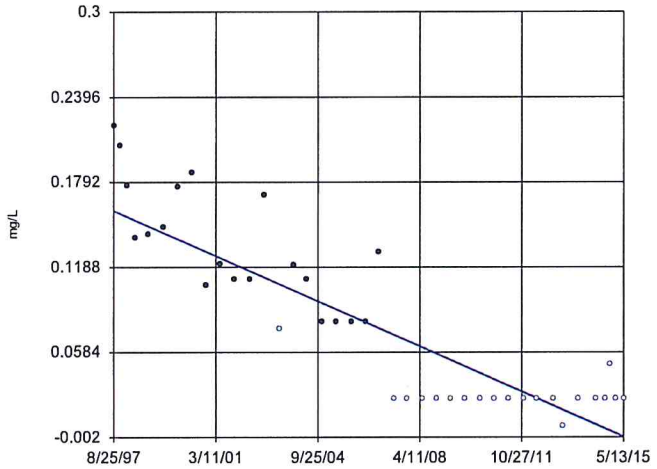

n = 40

Slope = -0.009051 units per year.

Mann-Kendall statistic = -509
critical = -201

Decreasing trend significant at 98% confidence level (α = 0.01 per tail).

Constituent: Phosphorus Total Analysis Run 1/7/2016 1:05 PM
Bridgeton LF Client: RSI Data: BRIDGETON

Sanitas™ v.9.5.20 Software licensed to Jett Environmental Consulting. UG
Hollow symbols indicate censored values.

Sen's Slope Estimator

115-SS (bg)

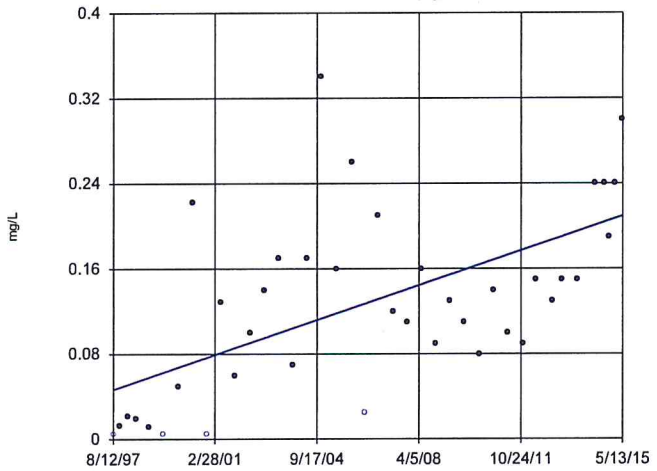

n = 40

Slope = 0.009173 units per year.

Mann-Kendall statistic = 344
critical = 201

Increasing trend significant at 98% confidence level (α = 0.01 per tail).

Constituent: Phosphorus Total Analysis Run 1/7/2016 1:05 PM
Bridgeton LF Client: RSI Data: BRIDGETON

Sanitas™ v.9.5.20 Software licensed to Jett Environmental Consulting. UG
Hollow symbols indicate censored values.

Sen's Slope Estimator

201A-SS (bg)

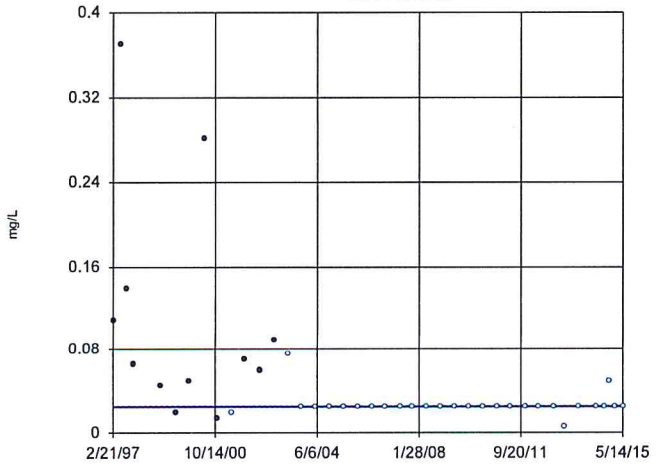

n = 40

Slope = 0 units per year.

Mann-Kendall statistic = -217
critical = -201

Decreasing trend significant at 98% confidence level (α = 0.01 per tail).

Constituent: Phosphorus Total Analysis Run 1/7/2016 1:05 PM
Bridgeton LF Client: RSI Data: BRIDGETON

Sanitas™ v.9.5.20 Software licensed to Jett Environmental Consulting. UG

Sen's Slope Estimator

100-SS (bg)

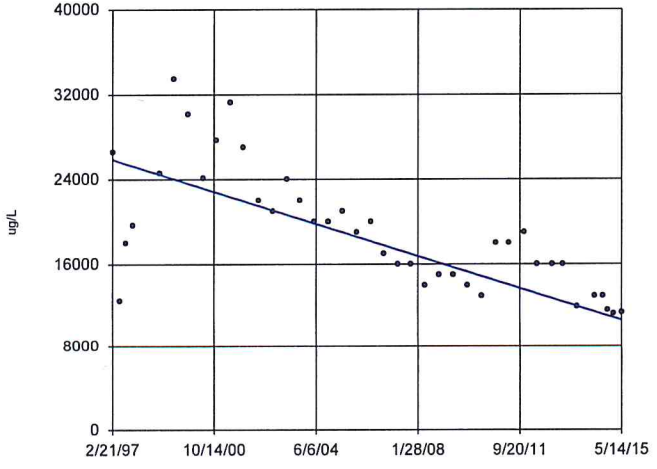

n = 40

Slope = -831.9 units per year.

Mann-Kendall statistic = -488
critical = -201

Decreasing trend significant at 98% confidence level (α = 0.01 per tail).

Constituent: Sodium Total Analysis Run 1/7/2016 1:06 PM
Bridgeton LF Client: RSI Data: BRIDGETON

Sanitas™ v.9.5.20 Software licensed to Jett Environmental Consulting, UG

Sen's Slope Estimator

104-SS (bg)

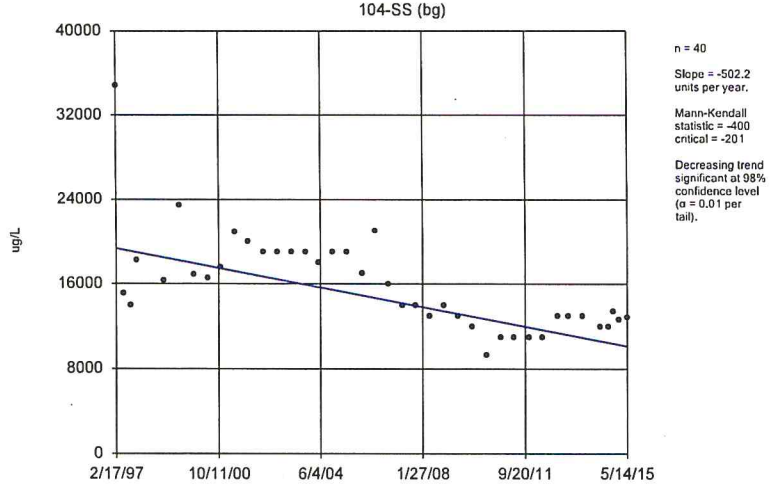

n = 40

Slope = -502.2 units per year.

Mann-Kendall statistic = -400 critical = -201

Decreasing trend significant at 98% confidence level (α = 0.01 per tail).

Constituent: Sodium Total Analysis Run 1/7/2016 1:06 PM

Bridgeton LF Client: RSI Data: BRIDGETON

Sanitas™ v.9.5.20 Software licensed to Jett Environmental Consulting, UG

Sen's Slope Estimator

105-SS (bg)

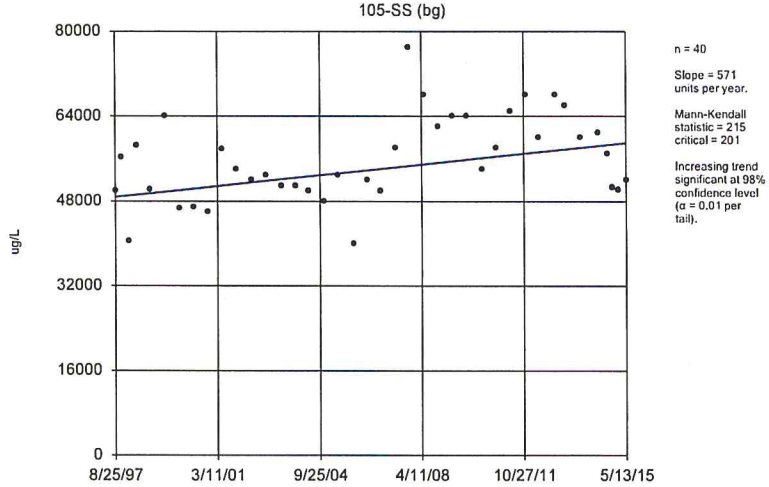

n = 40

Slope = 571 units per year.

Mann-Kendall statistic = 215 critical = 201

Increasing trend significant at 98% confidence level (α = 0.01 per tail).

Constituent: Sodium Total Analysis Run 1/7/2016 1:06 PM

Bridgeton LF Client: RSI Data: BRIDGETON

Sanitas™ v.9.5.20 Software licensed to Jett Environmental Consulting, UG

Sen's Slope Estimator

106-SS (bg)

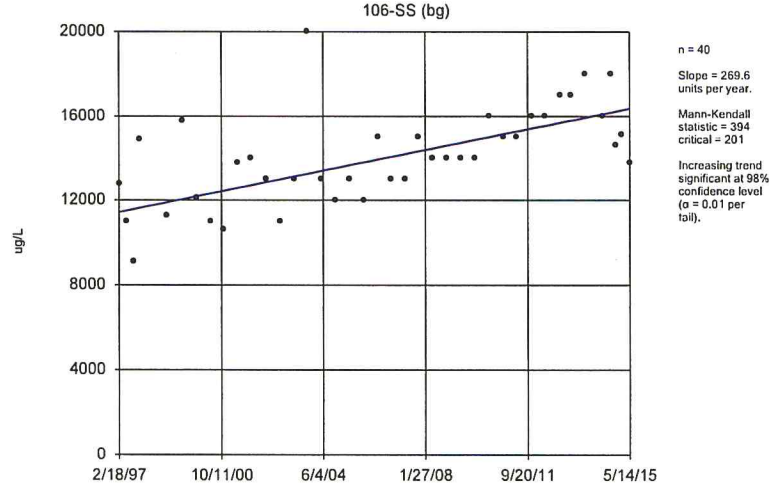

n = 40

Slope = 269.6 units per year.

Mann-Kendall statistic = 394 critical = 201

Increasing trend significant at 98% confidence level (α = 0.01 per tail).

Constituent: Sodium Total Analysis Run 1/7/2016 1:06 PM

Bridgeton LF Client: RSI Data: BRIDGETON

Sanitas™ v.9.5.20 Software licensed to Jett Environmental Consulting, UG

Sen's Slope Estimator

109-SS (bg)

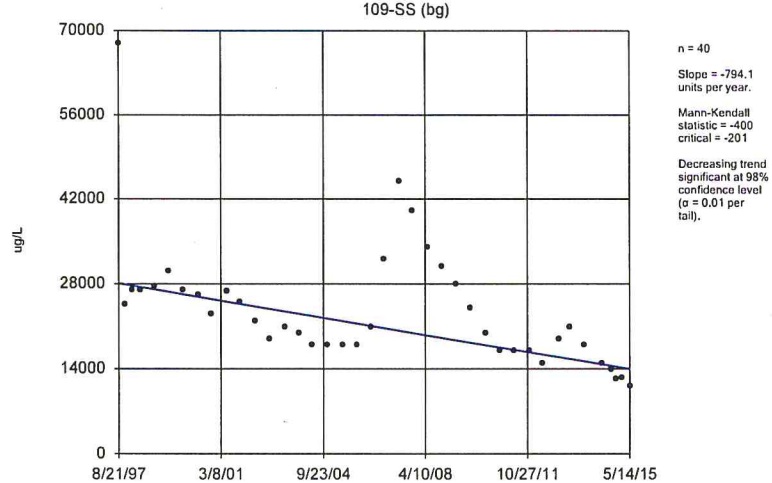

n = 40

Slope = -794.1 units per year.

Mann-Kendall statistic = -400 critical = -201

Decreasing trend significant at 98% confidence level (α = 0.01 per tail).

Constituent: Sodium Total Analysis Run 1/7/2016 1:06 PM

Bridgeton LF Client: RSI Data: BRIDGETON

Sanitas™ v.9.5.20 Software licensed to Jett Environmental Consulting, UG

Sen's Slope Estimator

115-SS (bg)

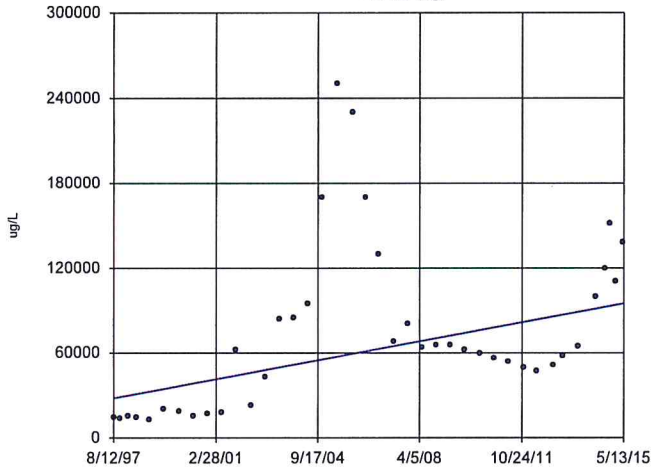

n = 40

Slope = 3767 units per year.

Mann-Kendall statistic = 297 critical = 201

Increasing trend significant at 98% confidence level (α = 0.01 per tail).

Constituent: Sodium Total Analysis Run 1/7/2016 1:06 PM

Bridgeton LF Client: RSI Data: BRIDGETON

Sanitas™ v.9.5.20 Software licensed to Jett Environmental Consulting, UG

Sen's Slope Estimator

201A-SS (bg)

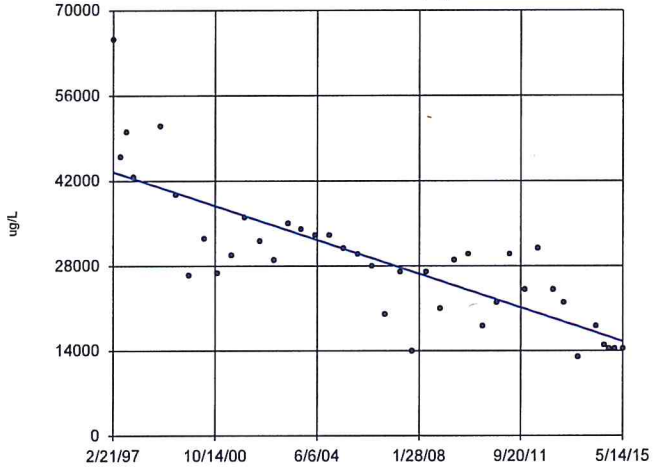

n = 40

Slope = -1529 units per year.

Mann-Kendall statistic = -493 critical = -201

Decreasing trend significant at 98% confidence level (α = 0.01 per tail).

Constituent: Sodium Total Analysis Run 1/7/2016 1:06 PM

Bridgeton LF Client: RSI Data: BRIDGETON

Sanitas™ v.9.5.20 Software licensed to Jett Environmental Consulting, UG

Sen's Slope Estimator

205-SS (bg)

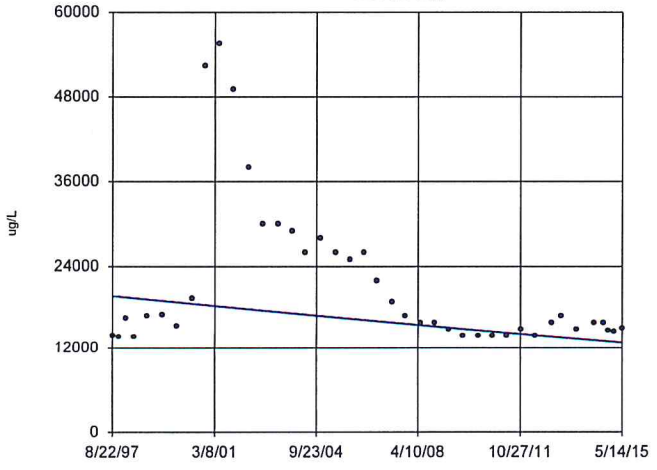

n = 40

Slope = -392.5 units per year.

Mann-Kendall statistic = -234 critical = -201

Decreasing trend significant at 98% confidence level (α = 0.01 per tail).

Constituent: Sodium Total Analysis Run 1/7/2016 1:06 PM

Bridgeton LF Client: RSI Data: BRIDGETON

Sanitas™ v.9.5.20 Software licensed to Jett Environmental Consulting, UG

Sen's Slope Estimator

105-SS (bg)

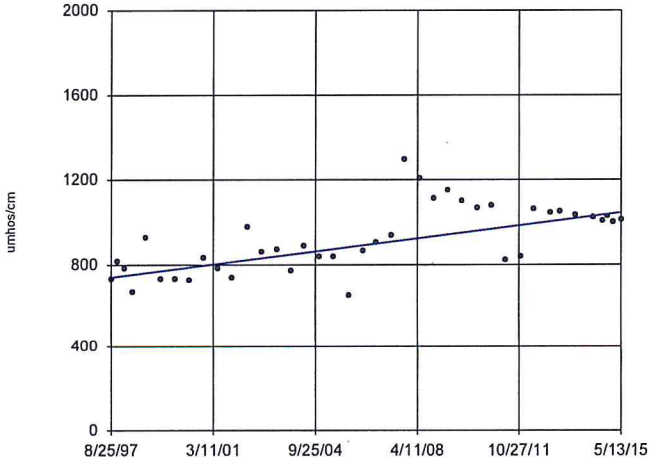

n = 40

Slope = 17.15 units per year.

Mann-Kendall statistic = 333 critical = 201

Increasing trend significant at 98% confidence level (α = 0.01 per tail).

Constituent: Specific Conductance [Field] Analysis Run 1/7/2016 1:06 PM

Bridgeton LF Client: RSI Data: BRIDGETON

Sanitas™ v.9.5.20 Software licensed to Jett Environmental Consulting, UG

Sen's Slope Estimator

110-SS (bg)

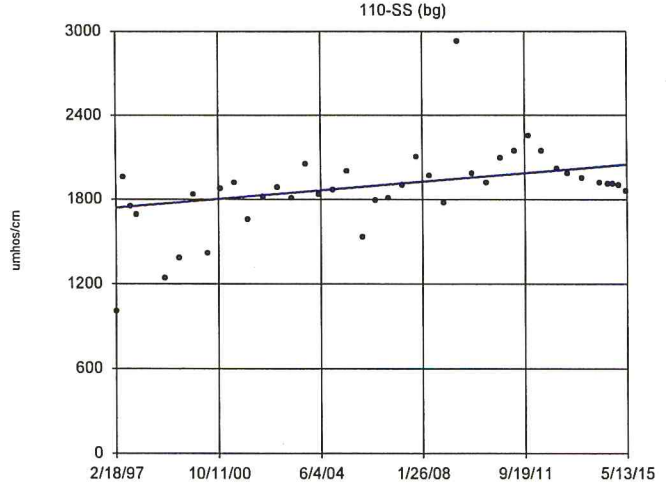

n = 40

Slope = 16.95 units per year.

Mann-Kendall statistic = 292 critical = 201

Increasing trend significant at 98% confidence level (α = 0.01 per tail).

Constituent: Specific Conductance [Field] Analysis Run 1/7/2016 1:06 PM

Bridgeton LF Client: RSI Data: BRIDGETON

Sanitas™ v.9.5.20 Software licensed to Jett Environmental Consulting, UG

Sen's Slope Estimator

115-SS (bg)

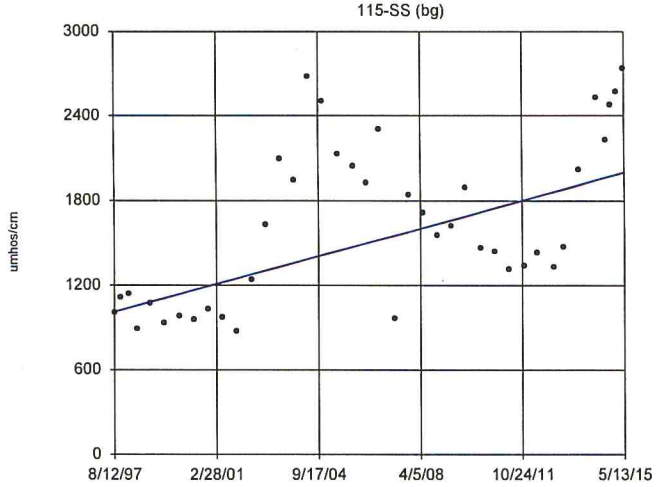

n = 40

Slope = 55.65 units per year.

Mann-Kendall statistic = 298 critical = 201

Increasing trend significant at 98% confidence level (α = 0.01 per tail).

Constituent: Specific Conductance [Field] Analysis Run 1/7/2016 1:06 PM

Bridgeton LF Client: RSI Data: BRIDGETON

Sanitas™ v.9.5.20 Software licensed to Jett Environmental Consulting, UG

Hollow symbols indicate censored values.

Sen's Slope Estimator

100-SS (bg)

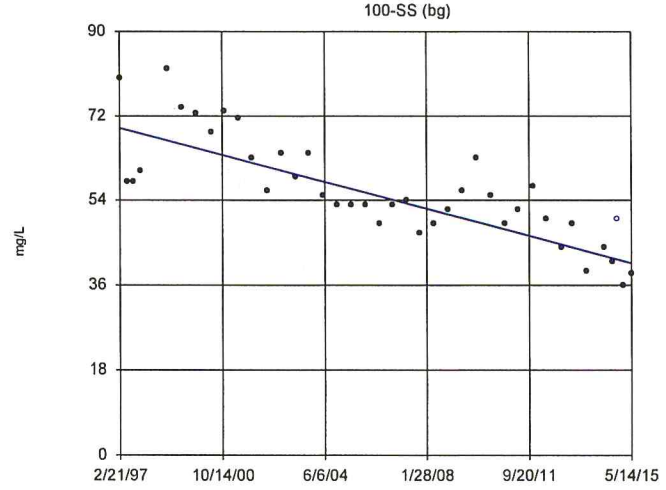

n = 40

Slope = -1.575 units per year.

Mann-Kendall statistic = -512 critical = -201

Decreasing trend significant at 98% confidence level (α = 0.01 per tail).

Constituent: Sulfate as SO4 Analysis Run 1/7/2016 1:06 PM

Bridgeton LF Client: RSI Data: BRIDGETON

Sanitas™ v.9.5.20 Software licensed to Jett Environmental Consulting, UG

Hollow symbols indicate censored values.

Sen's Slope Estimator

104-SS (bg)

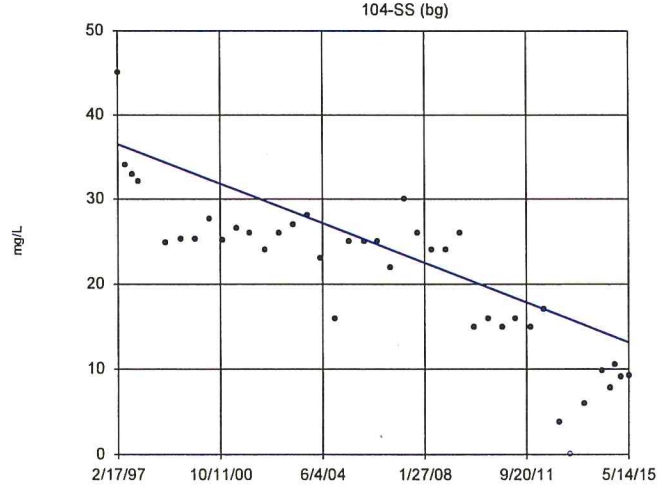

n = 40

Slope = -1.275 units per year.

Mann-Kendall statistic = -505 critical = -201

Decreasing trend significant at 98% confidence level (α = 0.01 per tail).

Constituent: Sulfate as SO4 Analysis Run 1/7/2016 1:06 PM

Bridgeton LF Client: RSI Data: BRIDGETON

Sanitas™ v.9.5.20 Software licensed to Jett Environmental Consulting. UG

Sen's Slope Estimator

105-SS (bg)

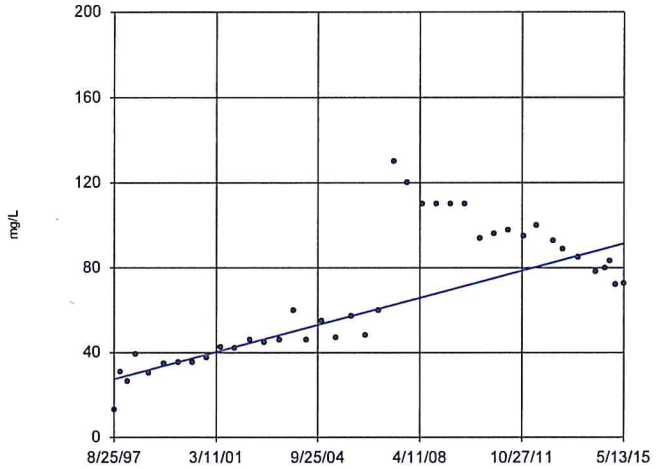

n = 40

Slope = 3.61 units per year.

Mann-Kendall statistic = 428 critical = 201

Increasing trend significant at 98% confidence level (α = 0.01 per tail).

Constituent: Sulfate as SO4 Analysis Run 1/7/2016 1:06 PM

Bridgeton LF Client: RSI Data: BRIDGETON

Sanitas™ v.9.5.20 Software licensed to Jett Environmental Consulting. UG

Hollow symbols indicate censored values.

Sen's Slope Estimator

109-SS (bg)

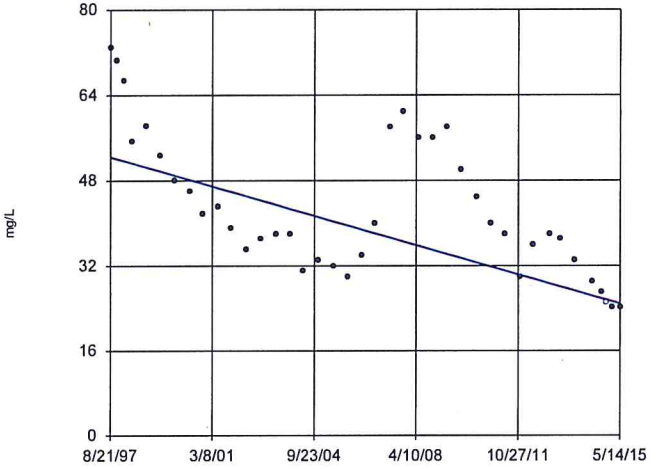

n = 40

Slope = -1.556 units per year.

Mann-Kendall statistic = -397 critical = -201

Decreasing trend significant at 98% confidence level (α = 0.01 per tail).

Constituent: Sulfate as SO4 Analysis Run 1/7/2016 1:06 PM

Bridgeton LF Client: RSI Data: BRIDGETON

Sanitas™ v.9.5.20 Software licensed to Jett Environmental Consulting. UG

Sen's Slope Estimator

110-SS (bg)

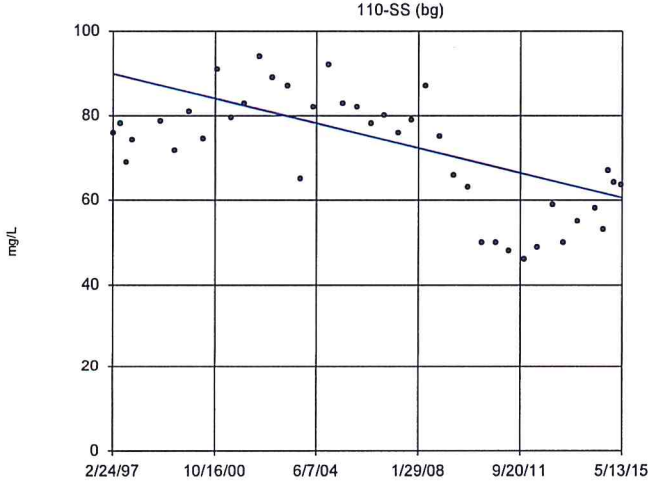

n = 40

Slope = -1.606 units per year.

Mann-Kendall statistic = -300 critical = -201

Decreasing trend significant at 98% confidence level (α = 0.01 per tail).

Constituent: Sulfate as SO4 Analysis Run 1/7/2016 1:06 PM

Bridgeton LF Client: RSI Data: BRIDGETON

Sanitas™ v.9.5.20 Software licensed to Jett Environmental Consulting. UG

Sen's Slope Estimator

115-SS (bg)

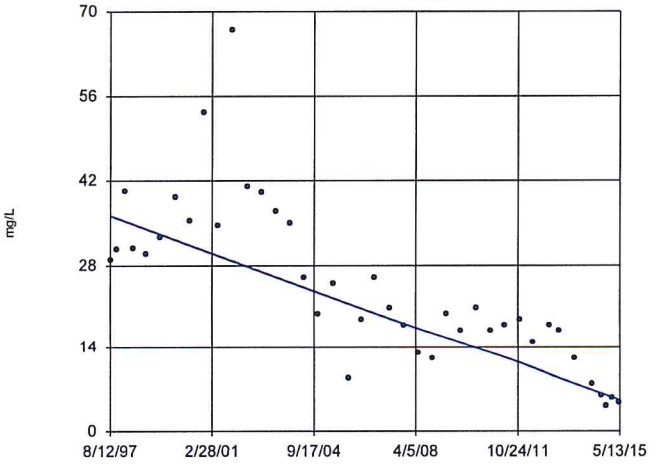

n = 40

Slope = -1.746 units per year.

Mann-Kendall statistic = -505 critical = -201

Decreasing trend significant at 98% confidence level (α = 0.01 per tail).

Constituent: Sulfate as SO4 Analysis Run 1/7/2016 1:06 PM

Bridgeton LF Client: RSI Data: BRIDGETON

Sanitas™ v.9.5.20 Software licensed to Jett Environmental Consulting. UG

Sen's Slope Estimator

201A-SS (bg)

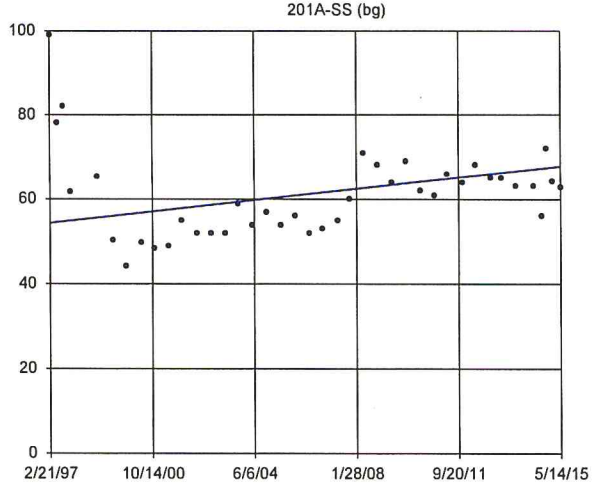

n = 40

Slope = 0.7361 units per year.

Mann-Kendall statistic = 205 critical = 201

Increasing trend significant at 98% confidence level (α = 0.01 per tail).

Constituent: Sulfate as SO4 Analysis Run 1/7/2016 1:06 PM

Bridgeton LF Client: RSI Data: BRIDGETON

Sanitas™ v.9.5.20 Software licensed to Jett Environmental Consulting. UG

Hollow symbols indicate censored values.

Sen's Slope Estimator

100-SS (bg)

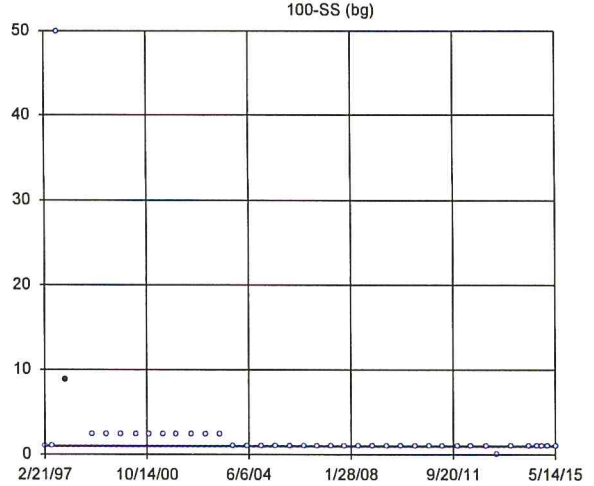

n = 40

Slope = 0 units per year.

Mann-Kendall statistic = -324 critical = -201

Decreasing trend significant at 98% confidence level (α = 0.01 per tail).

Constituent: Thallium Total Analysis Run 1/7/2016 1:06 PM

Bridgeton LF Client: RSI Data: BRIDGETON

Sanitas™ v.9.5.20 Software licensed to Jett Environmental Consulting. UG

Hollow symbols indicate censored values.

Sen's Slope Estimator

104-SS (bg)

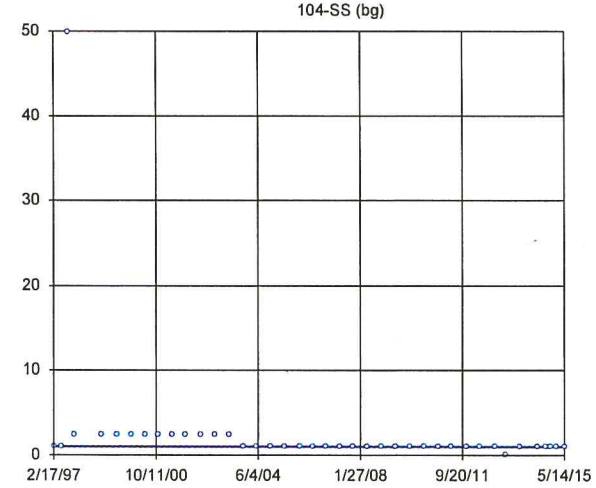

n = 40

Slope = 0 units per year.

Mann-Kendall statistic = -314 critical = -201

Decreasing trend significant at 98% confidence level (α = 0.01 per tail).

Constituent: Thallium Total Analysis Run 1/7/2016 1:06 PM

Bridgeton LF Client: RSI Data: BRIDGETON

Sanitas™ v.9.5.20 Software licensed to Jett Environmental Consulting. UG

Hollow symbols indicate censored values.

Sen's Slope Estimator

105-SS (bg)

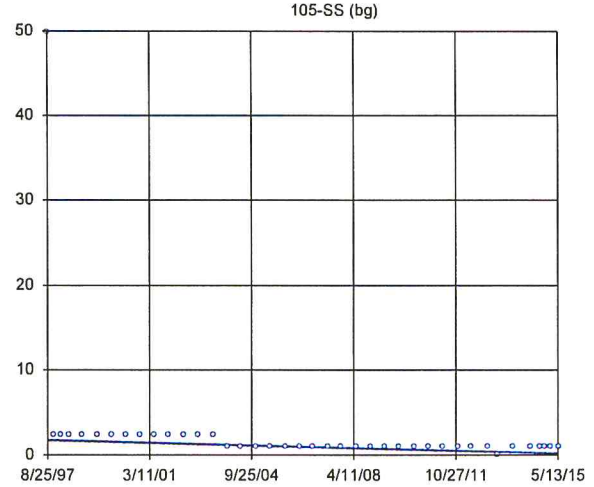

n = 40

Slope = -0.08868 units per year.

Mann-Kendall statistic = -390 critical = -201

Decreasing trend significant at 98% confidence level (α = 0.01 per tail).

Constituent: Thallium Total Analysis Run 1/7/2016 1:06 PM

Bridgeton LF Client: RSI Data: BRIDGETON

Sanitas™ v.9.5.20 Software licensed to Jett Environmental Consulting, UG
Hollow symbols indicate censored values.

Sen's Slope Estimator

106-SS (bg)

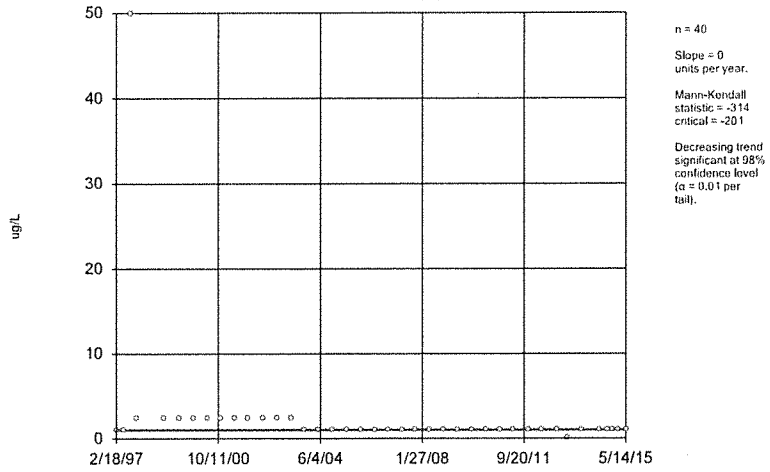

n = 40

Slope = 0
units per year.

Mann-Kendall
statistic = -314
critical = -201

Decreasing trend
significant at 98%
confidence level
(α = 0.01 per
tail).

Constituent: Thallium Total Analysis Run 1/7/2016 1:06 PM
Bridgeton LF Client: RSI Data: BRIDGETON

Sanitas™ v.9.5.20 Software licensed to Jett Environmental Consulting, UG
Hollow symbols indicate censored values.

Sen's Slope Estimator

109-SS (bg)

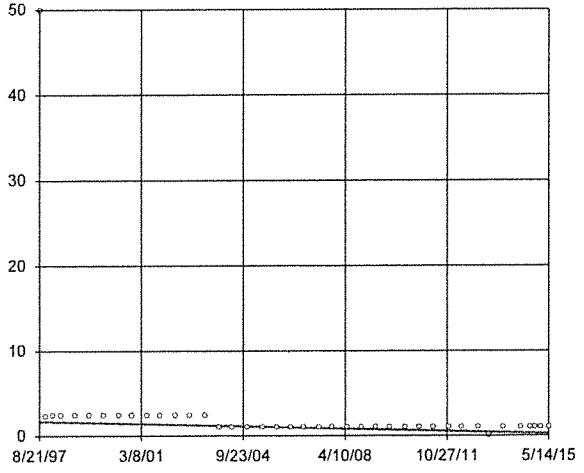

n = 40

Slope = -0.08239
units per year.

Mann-Kendall
statistic = -378
critical = -201

Decreasing trend
significant at 98%
confidence level
(α = 0.01 per
tail).

Constituent: Thallium Total Analysis Run 1/7/2016 1:06 PM
Bridgeton LF Client: RSI Data: BRIDGETON

Sanitas™ v.9.5.20 Software licensed to Jett Environmental Consulting, UG
Hollow symbols indicate censored values.

Sen's Slope Estimator

110-SS (bg)

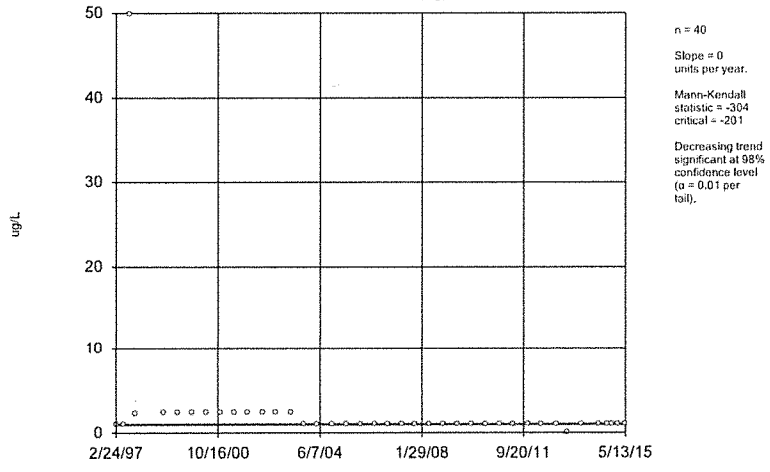

n = 40

Slope = 0
units per year.

Mann-Kendall
statistic = -304
critical = -201

Decreasing trend
significant at 98%
confidence level
(α = 0.01 per
tail).

Constituent: Thallium Total Analysis Run 1/7/2016 1:06 PM
Bridgeton LF Client: RSI Data: BRIDGETON

Sanitas™ v.9.5.20 Software licensed to Jett Environmental Consulting, UG
Hollow symbols indicate censored values.

Sen's Slope Estimator

115-SS (bg)

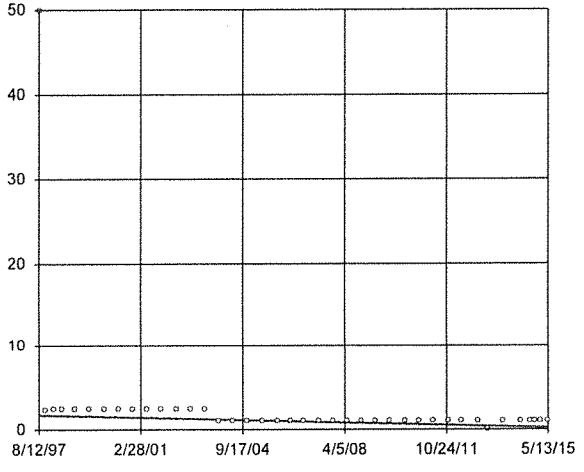

n = 40

Slope = -0.08238
units per year.

Mann-Kendall
statistic = -378
critical = -201

Decreasing trend
significant at 98%
confidence level
(α = 0.01 per
tail).

Constituent: Thallium Total Analysis Run 1/7/2016 1:06 PM
Bridgeton LF Client: RSI Data: BRIDGETON

Sanitas™ v.9.5.20 Software licensed to Jett Environmental Consulting, UG
Hollow symbols indicate censored values.

Sen's Slope Estimator

201A-SS (bg)

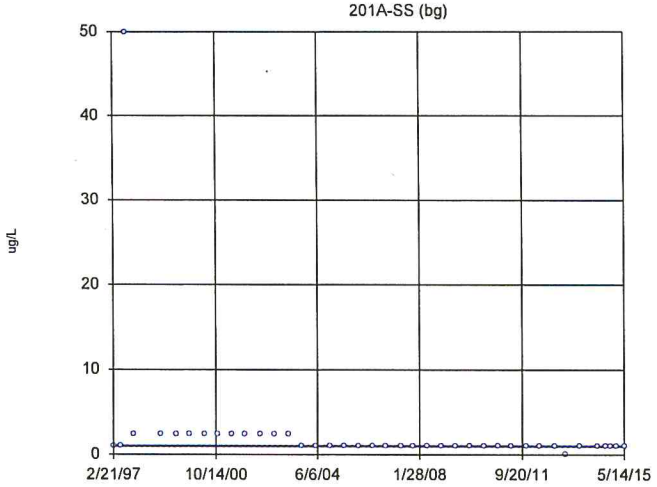

n = 40

Slope = 0
units per year.

Mann-Kendall
statistic = -314
critical = -201

Decreasing trend
significant at 98%
confidence level
(α = 0.01 per
tail).

Constituent: Thallium Total Analysis Run 1/7/2016 1:06 PM
Bridgeton LF Client: RSI Data: BRIDGETON

Sanitas™ v.9.5.20 Software licensed to Jett Environmental Consulting, UG
Hollow symbols indicate censored values.

Sen's Slope Estimator

205-SS (bg)

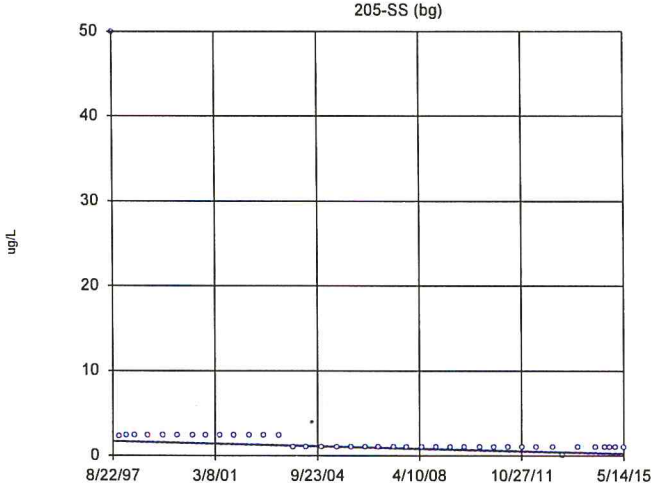

n = 40

Slope = -0.08234
units per year.

Mann-Kendall
statistic = -378
critical = -201

Decreasing trend
significant at 98%
confidence level
(α = 0.01 per
tail).

Constituent: Thallium Total Analysis Run 1/7/2016 1:06 PM
Bridgeton LF Client: RSI Data: BRIDGETON

Sanitas™ v.9.5.20 Software licensed to Jett Environmental Consulting, UG

Sen's Slope Estimator

100-SS (bg)

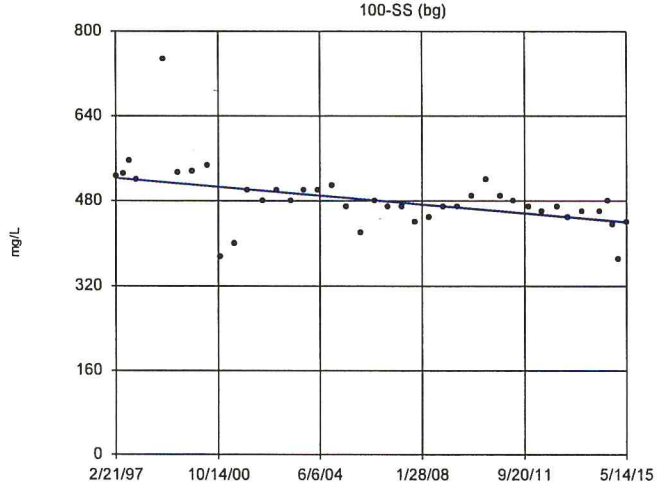

n = 40

Slope = -4.547
units per year.

Mann-Kendall
statistic = -362
critical = -201

Decreasing trend
significant at 98%
confidence level
(α = 0.01 per
tail).

Constituent: Total Dissolved Solids [TDS] Analysis Run 1/7/2016 1:06 PM
Bridgeton LF Client: RSI Data: BRIDGETON

Sanitas™ v.9.5.20 Software licensed to Jett Environmental Consulting, UG

Sen's Slope Estimator

105-SS (bg)

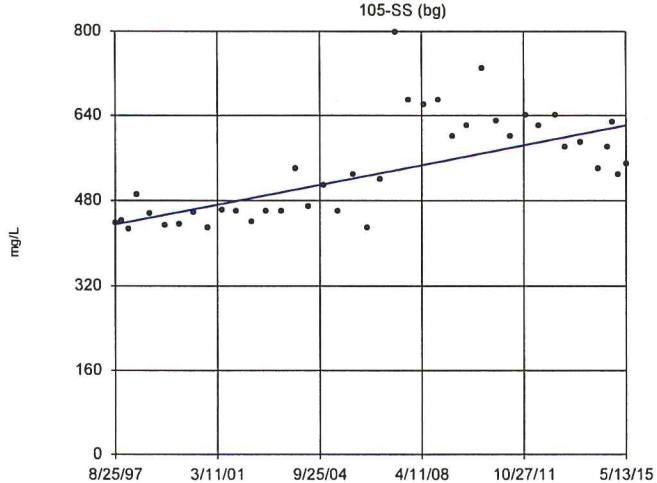

n = 40

Slope = 10.47
units per year.

Mann-Kendall
statistic = 377
critical = 201

Increasing trend
significant at 98%
confidence level
(α = 0.01 per
tail).

Constituent: Total Dissolved Solids [TDS] Analysis Run 1/7/2016 1:06 PM
Bridgeton LF Client: RSI Data: BRIDGETON

Sanitas™ v.9.5.20 Software licensed to Jett Environmental Consulting. UG

Sen's Slope Estimator

115-SS (bg)

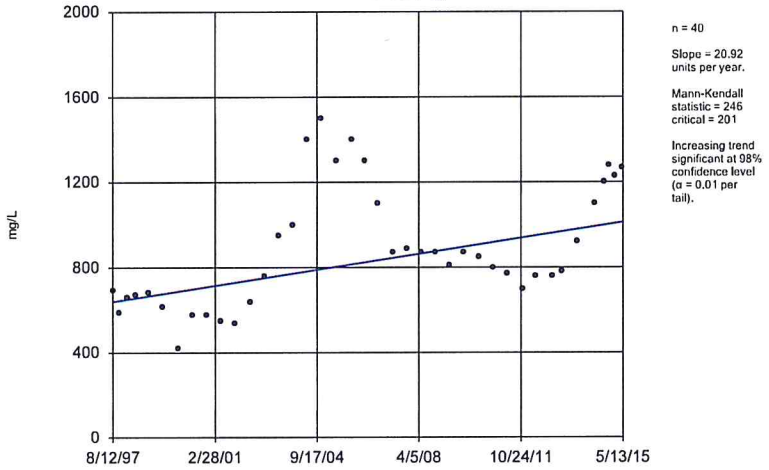

n = 40

Slope = 20.92 units per year.

Mann-Kendall statistic = 246 critical = 201

Increasing trend significant at 98% confidence level (α = 0.01 per tail).

Constituent: Total Dissolved Solids [TDS] Analysis Run 1/7/2016 1:06 PM

Bridgeton LF Client: RSI Data: BRIDGETON

Sanitas™ v.9.5.20 Software licensed to Jett Environmental Consulting. UG

Hollow symbols indicate censored values.

Sen's Slope Estimator

106-SS (bg)

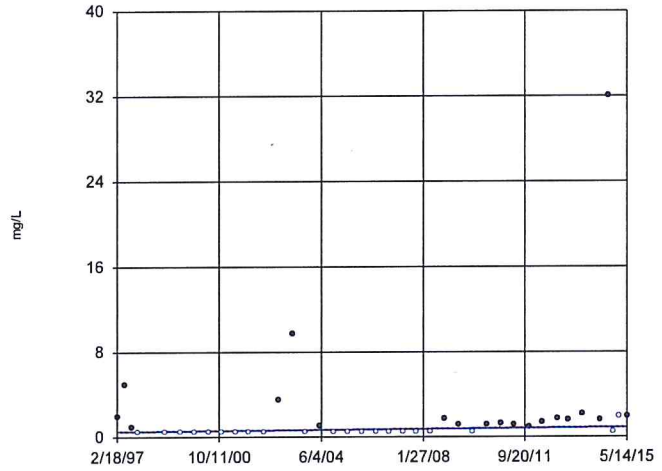

n = 40

Slope = 0.02137 units per year.

Mann-Kendall statistic = 213 critical = 201

Increasing trend significant at 98% confidence level (α = 0.01 per tail).

Constituent: Total Organic Carbon [TOC] Analysis Run 1/7/2016 1:06 PM

Bridgeton LF Client: RSI Data: BRIDGETON

Sanitas™ v.9.5.20 Software licensed to Jett Environmental Consulting. UG

Hollow symbols indicate censored values.

Sen's Slope Estimator

205-SS (bg)

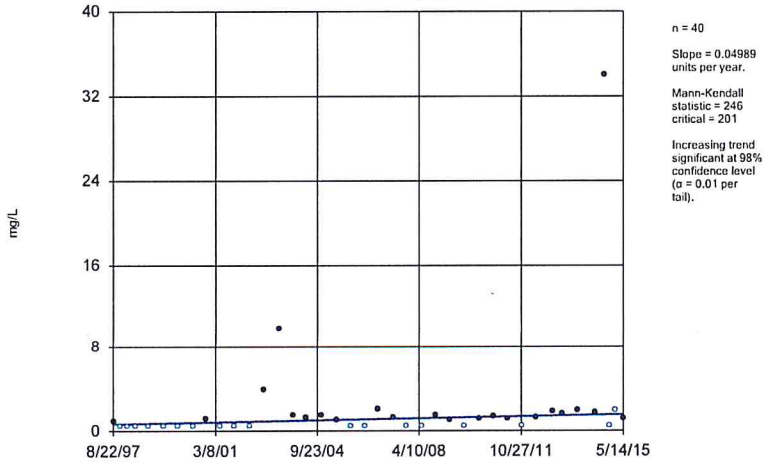

n = 40

Slope = 0.04989 units per year.

Mann-Kendall statistic = 246 critical = 201

Increasing trend significant at 98% confidence level (α = 0.01 per tail).

Constituent: Total Organic Carbon [TOC] Analysis Run 1/7/2016 1:06 PM

Bridgeton LF Client: RSI Data: BRIDGETON

Sanitas™ v.9.5.20 Software licensed to Jett Environmental Consulting. UG

Hollow symbols indicate censored values.

Sen's Slope Estimator

109-SS (bg)

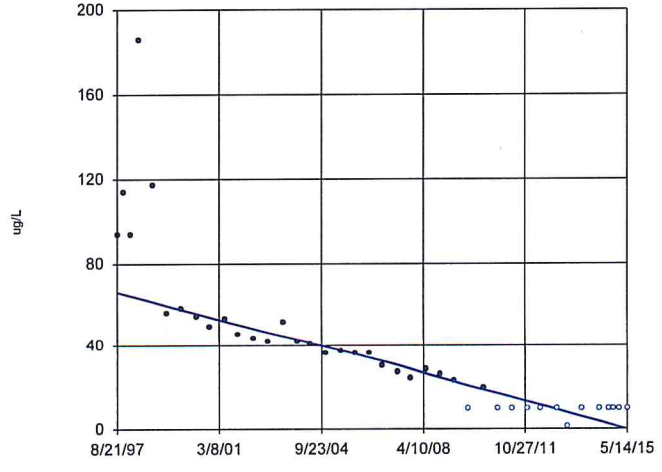

n = 40

Slope = -3.762 units per year.

Mann-Kendall statistic = -661 critical = -201

Decreasing trend significant at 98% confidence level (α = 0.01 per tail).

Constituent: Zinc Total Analysis Run 1/7/2016 1:06 PM

Bridgeton LF Client: RSI Data: BRIDGETON

Sanitas™ v.9.5.20 Software licensed to Jolt Environmental Consulting, UG
Hollow symbols indicate censored values.

Sen's Slope Estimator

205-SS (bg)

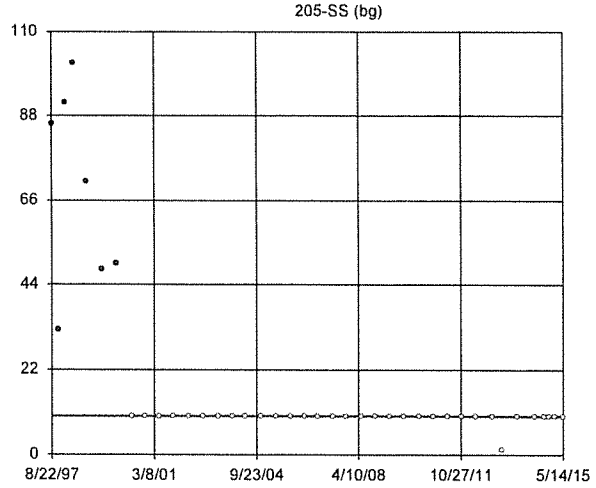

n = 40

Slope = 0 units per year.

Mann-Kendall statistic = -254
critical = -201

Decreasing trend significant at 98% confidence level (α = 0.01 per tail).

Constituent: Zinc Total Analysis Run 1/7/2016 1:06 PM
Bridgeton LF Client: RSI Data: BRIDGETON

INTRA-WELL PREDICTION LIMITS

Background data were evaluated for increasing statistical trends (or either increasing or decreasing trends for field pH). In those cases where the background data were determined to exhibit a statistical trend, typically the most recent background data were excluded until the data no longer exhibited a statistical trend. For each of the constituent-well pairs listed below, the specified modified background data period was utilized in the determination of the intra-well prediction limit.

St. Louis Formation Zone

- Arsenic (Total) at PZ-115-SS (8/97 through 2/15)
- Barium (Total) at PZ-104-SS (2/97 through 9/14)
- Barium (Total) at PZ-105-SS (8/97 through 11/02)
- Barium (Total) at PZ-110-SS (2/97 through 5/07)
- Barium (Total) at PZ-115-SS (8/97 through 10/13)
- Barium (Total) at PZ-205-SS (8/97 through 2/15)
- Boron (Total) at PZ-100-SS (2/97 through 5/12)
- Boron (Total) at PZ-104-SS (2/97 through 5/06)
- Boron (Total) at PZ-115-SS (8/97 through 5/14)
- Calcium (Total) at PZ-105-SS (8/97 through 11/01)
- Calcium (Total) at PZ-106-SS (2/97 through 11/11)
- Calcium (Total) at PZ-110-SS (2/97 through 11/06)
- Calcium (Total) at PZ-115-SS (8/97 through 5/14)
- Calcium (Total) at PZ-201A-SS (2/97 through 5/07)
- Calcium (Total) at PZ-205-SS (8/97 through 11/09)
- Chloride at PZ-104-SS (2/97 through 11/12)
- Chloride at PZ-105-SS (8/97 through 11/99)
- Chloride at PZ-106-SS (2/97 through 11/10)
- Chloride at PZ-110-SS (2/97 through 11/10)
- Chloride at PZ-115-SS (8/97 through 9/14)
- Chloride at PZ-201A-SS (2/97 through 5/08)
- Chloride at PZ-205-SS (8/97 through 5/12)
- Fluoride at PZ-109-SS (8/97 through 9/14)
- Hardness (Total) at PZ-105-SS (8/97 through 5/04)
- Hardness (Total) at PZ-106-SS (2/97 through 11/11)
- Hardness (Total) at PZ-110-SS (2/97 through 11/06)
- Hardness (Total) at PZ-115-SS (8/97 through 10/13)
- Hardness (Total) at PZ-201A-SS (2/97 through 5/07)
- Hardness (Total) at PZ-205-SS (8/97 through 11/07)
- Iron (Total) at PZ-106-SS (2/97 through 5/09)
- Iron (Total) at PZ-115-SS (8/97 through 5/08)
- Magnesium (Total) at PZ-104-SS (2/97 through 5/12)
- Magnesium (Total) at PZ-105-SS (8/97 through 11/01)
- Magnesium (Total) at PZ-106-SS (2/97 through 5/09)
- Magnesium (Total) at PZ-110-SS (2/97 through 5/05)
- Magnesium (Total) at PZ-115-SS (8/97 through 9/14)
- Magnesium (Total) at PZ-201A-SS (2/97 through 11/02)
- Magnesium (Total) at PZ-205-SS (8/97 through 11/04)
- Manganese (Total) at PZ-110-SS (2/97 through 5/03)
- Manganese (Total) at PZ-115-SS (8/97 through 5/02)
- Nickel (Total) at PZ-115-SS (8/97 through 9/14)

- Nitrate + Nitrite as N at PZ-201A-SS (2/97 through 11/09)
- pH (Field) at PZ-104-SS (2/97 through 10/13)
- pH (Field) at PZ-105-SS (8/97 through 5/12)
- pH (Field) at PZ-106-SS (2/97 through 11/11)
- pH (Field) at PZ-110-SS (2/97 through 11/12)
- pH (Field) at PZ-201A-SS (2/97 through 5/11)
- pH (Field) at PZ-205-SS (8/97 through 5/12)
- Phosphorous (Total) at PZ-115-SS (8/97 through 11/11)
- Sodium (Total) at PZ-105-SS (8/97 through 11/10)
- Sodium (Total) at PZ-106-SS (2/97 through 11/09)
- Sodium (Total) at PZ-115-SS (8/97 through 10/13)
- Specific conductance (Field) at PZ-105-SS (8/97 through 5/07)
- Specific conductance (Field) at PZ-110-SS (2/97 through 11/07)
- Specific conductance (Field) at PZ-115-SS (8/97 through 5/14)
- Sulfate at SO_4 at PZ-105-SS (11/97 through 11/00)
- Sulfate at SO_4 at PZ-201A-SS (2/97 through 11/14)
- Total dissolved solids at PZ-105-SS (8/97 through 5/06)
- Total dissolved solids at PZ-115-SS (8/97 through 9/14)
- Total organic carbon at PZ-106-SS (2/97 through 2/15)
- Total organic carbon at PZ-205-SS (8/97 through 4/13)

Prediction Limit

Bridgeton LF Client: RSI Data: Bridgeton LF Printed 8/3/2016, 11:16 AM

Constituent	Well	Upper Lim.	Lower Lim.	Date	Observ.	Sig.	Bg N	Bg Mean	Std. Dev.	%NDs	ND Adj.	Transform	Alpha	Method
Ammonia as N (mg/L)	100-SS	0.80	n/a	6/10/2016	0.05ND	No	40	n/a	n/a	92.5	n/a	n/a	0.001152	NP Intra (NDs) 1 of 2
Ammonia as N (mg/L)	104-SS	0.47	n/a	6/3/2016	0.05ND	No	40	n/a	n/a	80	n/a	n/a	0.001152	NP Intra (NDs) 1 of 2
Ammonia as N (mg/L)	109-SS	0.31	n/a	6/6/2016	0.05ND	No	40	n/a	n/a	87.5	n/a	n/a	0.001152	NP Intra (NDs) 1 of 2
Ammonia as N (mg/L)	105-SS	0.14	n/a	6/3/2016	0.05ND	No	40	n/a	n/a	85	n/a	n/a	0.001152	NP Intra (NDs) 1 of 2
Ammonia as N (mg/L)	106-SS	0.80	n/a	6/2/2016	0.22	No	40	n/a	n/a	67.5	n/a	n/a	0.001152	NP Intra (NDs) 1 of 2
Ammonia as N (mg/L)	110-SS	0.6	n/a	6/6/2016	0.35	No	38	0.2966	0.1164	5.263	None	No	0.00008608	Param Intra 1 of 2
Ammonia as N (mg/L)	**115-SS**	**0.34**	**n/a**	**6/1/2016**	**1**	**Yes**	**40**	**n/a**	**n/a**	**67.5**	**n/a**	**n/a**	**0.001152**	**NP Intra (NDs) 1 of 2**
Ammonia as N (mg/L)	201A-SS	0.32	n/a	6/6/2016	0.05ND	No	40	n/a	n/a	90	n/a	n/a	0.001152	NP Intra (NDs) 1 of 2
Ammonia as N (mg/L)	205-SS	0.34	n/a	6/10/2016	0.05ND	No	40	n/a	n/a	90	n/a	n/a	0.001152	NP Intra (NDs) 1 of 2
Antimony Total (ug/L)	100-SS	770	n/a	6/10/2016	2.5ND	No	40	n/a	n/a	97.5	n/a	n/a	0.001152	NP Intra (NDs) 1 of 2
Antimony Total (ug/L)	104-SS	50	n/a	6/3/2016	2.5ND	No	40	n/a	n/a	100	n/a	n/a	0.001152	NP Intra (NDs) 1 of 2
Antimony Total (ug/L)	109-SS	1800	n/a	6/6/2016	2.5ND	No	40	n/a	n/a	97.5	n/a	n/a	0.001152	NP Intra (NDs) 1 of 2
Antimony Total (ug/L)	105-SS	50	n/a	6/3/2016	2.5ND	No	40	n/a	n/a	100	n/a	n/a	0.001152	NP Intra (NDs) 1 of 2
Antimony Total (ug/L)	106-SS	50	n/a	6/2/2016	2.5ND	No	40	n/a	n/a	100	n/a	n/a	0.001152	NP Intra (NDs) 1 of 2
Antimony Total (ug/L)	110-SS	50	n/a	6/6/2016	2.5ND	No	40	n/a	n/a	100	n/a	n/a	0.001152	NP Intra (NDs) 1 of 2
Antimony Total (ug/L)	115-SS	50	n/a	6/1/2016	2.5ND	No	40	n/a	n/a	100	n/a	n/a	0.001152	NP Intra (NDs) 1 of 2
Antimony Total (ug/L)	201A-SS	50	n/a	6/6/2016	2.5ND	No	40	n/a	n/a	100	n/a	n/a	0.001152	NP Intra (NDs) 1 of 2
Antimony Total (ug/L)	205-SS	50	n/a	6/10/2016	2.5ND	No	40	n/a	n/a	100	n/a	n/a	0.001152	NP Intra (NDs) 1 of 2
Arsenic Total (ug/L)	100-SS	3000	n/a	6/10/2016	2.5ND	No	40	n/a	n/a	97.5	n/a	n/a	0.001152	NP Intra (NDs) 1 of 2
Arsenic Total (ug/L)	104-SS	11	n/a	6/3/2016	2.5ND	No	40	n/a	n/a	92.5	n/a	n/a	0.001152	NP Intra (NDs) 1 of 2
Arsenic Total (ug/L)	109-SS	5800	n/a	6/6/2016	2.5ND	No	40	n/a	n/a	90	n/a	n/a	0.001152	NP Intra (NDs) 1 of 2
Arsenic Total (ug/L)	105-SS	3.0	n/a	6/3/2016	2.5ND	No	40	n/a	n/a	97.5	n/a	n/a	0.001152	NP Intra (NDs) 1 of 2
Arsenic Total (ug/L)	106-SS	11	n/a	6/2/2016	6.8	No	40	n/a	n/a	55	n/a	n/a	0.001152	NP Intra (NDs) 1 of 2
Arsenic Total (ug/L)	110-SS	5.2	n/a	6/6/2016	2.5ND	No	40	n/a	n/a	92.5	n/a	n/a	0.001152	NP Intra (NDs) 1 of 2
Arsenic Total (ug/L)	201A-SS	6.5	n/a	6/6/2016	2.5ND	No	40	n/a	n/a	87.5	n/a	n/a	0.001152	NP Intra (NDs) 1 of 2
Arsenic Total (ug/L)	205-SS	5.2	n/a	6/10/2016	2.5ND	No	40	n/a	n/a	97.5	n/a	n/a	0.001152	NP Intra (NDs) 1 of 2
Barium Total (ug/L)	100-SS	80	n/a	6/10/2016	64.6	No	40	319653	75641	0	None	x^3	0.00008608	Param Intra 1 of 2
Barium Total (ug/L)	109-SS	76	n/a	6/6/2016	57.6	No	40	4156	605.3	0	None	x^2	0.00008608	Param Intra 1 of 2
Barium Total (ug/L)	106-SS	170	n/a	6/2/2016	169	No	39	5.223	0.1277	0	None	x^(1/3)	0.00008608	Param Intra 1 of 2
Barium Total (ug/L)	201A-SS	150	n/a	6/6/2016	137	No	39	111.8	14.77	0	None	No	0.00008608	Param Intra 1 of 2
Beryllium Total (ug/L)	100-SS	1.0	n/a	6/10/2016	1ND	No	40	n/a	n/a	100	n/a	n/a	0.001152	NP Intra (NDs) 1 of 2
Beryllium Total (ug/L)	104-SS	1.0	n/a	6/3/2016	1ND	No	40	n/a	n/a	100	n/a	n/a	0.001152	NP Intra (NDs) 1 of 2
Beryllium Total (ug/L)	109-SS	1.0	n/a	6/6/2016	1ND	No	40	n/a	n/a	100	n/a	n/a	0.001152	NP Intra (NDs) 1 of 2
Beryllium Total (ug/L)	105-SS	1.0	n/a	6/3/2016	1ND	No	40	n/a	n/a	100	n/a	n/a	0.001152	NP Intra (NDs) 1 of 2
Beryllium Total (ug/L)	106-SS	1.0	n/a	6/2/2016	1ND	No	40	n/a	n/a	100	n/a	n/a	0.001152	NP Intra (NDs) 1 of 2
Beryllium Total (ug/L)	110-SS	1.0	n/a	6/6/2016	1ND	No	40	n/a	n/a	100	n/a	n/a	0.001152	NP Intra (NDs) 1 of 2
Beryllium Total (ug/L)	115-SS	1.0	n/a	6/1/2016	1ND	No	40	n/a	n/a	100	n/a	n/a	0.001152	NP Intra (NDs) 1 of 2
Beryllium Total (ug/L)	201A-SS	1.0	n/a	6/6/2016	1ND	No	40	n/a	n/a	100	n/a	n/a	0.001152	NP Intra (NDs) 1 of 2
Beryllium Total (ug/L)	205-SS	1.0	n/a	6/10/2016	1ND	No	40	n/a	n/a	100	n/a	n/a	0.001152	NP Intra (NDs) 1 of 2
Boron Total (ug/L)	109-SS	330	n/a	6/6/2016	186	No	40	n/a	n/a	0	n/a	n/a	0.001152	NP Intra (normality) 1 of 2
Boron Total (ug/L)	105-SS	50	n/a	6/3/2016	50ND	No	40	n/a	n/a	100	n/a	n/a	0.001152	NP Intra (NDs) 1 of 2
Boron Total (ug/L)	106-SS	50	n/a	6/2/2016	50ND	No	40	n/a	n/a	100	n/a	n/a	0.001152	NP Intra (NDs) 1 of 2
Boron Total (ug/L)	110-SS	320	n/a	6/6/2016	245	No	38	5.529	0.09624	0	None	ln(x)	0.00008608	Param Intra 1 of 2
Boron Total (ug/L)	201A-SS	50	n/a	6/6/2016	50ND	No	40	n/a	n/a	100	n/a	n/a	0.001152	NP Intra (NDs) 1 of 2
Boron Total (ug/L)	205-SS	280	n/a	6/10/2016	50ND	No	40	n/a	n/a	97.5	n/a	n/a	0.001152	NP Intra (NDs) 1 of 2
Cadmium Total (ug/L)	100-SS	2.5	n/a	6/10/2016	0.1ND	No	40	n/a	n/a	97.5	n/a	n/a	0.001152	NP Intra (NDs) 1 of 2
Cadmium Total (ug/L)	104-SS	2.5	n/a	6/3/2016	0.1ND	No	40	n/a	n/a	100	n/a	n/a	0.001152	NP Intra (NDs) 1 of 2
Cadmium Total (ug/L)	109-SS	4.6	n/a	6/6/2016	0.1ND	No	40	n/a	n/a	95	n/a	n/a	0.001152	NP Intra (NDs) 1 of 2
Cadmium Total (ug/L)	105-SS	2.5	n/a	6/3/2016	0.1ND	No	40	n/a	n/a	97.5	n/a	n/a	0.001152	NP Intra (NDs) 1 of 2
Cadmium Total (ug/L)	106-SS	2.5	n/a	6/2/2016	0.1ND	No	40	n/a	n/a	95	n/a	n/a	0.001152	NP Intra (NDs) 1 of 2

Prediction Limit

Bridgeton LF Client: RSI Data: Bridgeton LF Printed 8/3/2016, 11:16 AM

Constituent	Well	Upper Lim.	Lower Lim.	Date	Observ.	Sig.	Bg N	Bg Mean	Std. Dev.	%NDs	ND Adj.	Transform	Alpha	Method
Cadmium Total (ug/L)	110-SS	2.5	n/a	6/6/2016	0.1ND	No	40	n/a	n/a	100	n/a	n/a	0.001152	NP Intra (NDs) 1 of 2
Cadmium Total (ug/L)	115-SS	2.5	n/a	6/1/2016	0.1ND	No	40	n/a	n/a	95	n/a	n/a	0.001152	NP Intra (NDs) 1 of 2
Cadmium Total (ug/L)	201A-SS	2.5	n/a	6/6/2016	0.1ND	No	40	n/a	n/a	97.5	n/a	n/a	0.001152	NP Intra (NDs) 1 of 2
Cadmium Total (ug/L)	205-SS	5.8	n/a	6/10/2016	0.1ND	No	40	n/a	n/a	87.5	n/a	n/a	0.001152	NP Intra (NDs) 1 of 2
Calcium Total (ug/L)	100-SS	110000	n/a	6/10/2016	88900	No	39	11.46	0.04697	0	None	ln(x)	0.00008608	Param Intra 1 of 2
Calcium Total (ug/L)	104-SS	97000	n/a	6/3/2016	86500	No	40	6.8e9	1.0e9	0	None	x^2	0.00008608	Param Intra 1 of 2
Calcium Total (ug/L)	109-SS	96000	n/a	6/6/2016	86700	No	39	4.0e29	1.4e29	0	None	x^6	0.00008608	Param Intra 1 of 2
Chemical Oxygen Demand [COD] (mg/L)	100-SS	21	n/a	6/10/2016	5ND	No	40	n/a	n/a	97.5	n/a	n/a	0.001152	NP Intra (NDs) 1 of 2
Chemical Oxygen Demand [COD] (mg/L)	104-SS	96	n/a	6/3/2016	17.1	No	40	n/a	n/a	75	n/a	n/a	0.001152	NP Intra (NDs) 1 of 2
Chemical Oxygen Demand [COD] (mg/L)	109-SS	18	n/a	6/6/2016	5ND	No	40	n/a	n/a	95	n/a	n/a	0.001152	NP Intra (NDs) 1 of 2
Chemical Oxygen Demand [COD] (mg/L)	105-SS	42	n/a	6/3/2016	16.3	No	40	n/a	n/a	75	n/a	n/a	0.001152	NP Intra (NDs) 1 of 2
Chemical Oxygen Demand [COD] (mg/L)	106-SS	66	n/a	6/2/2016	19.6	No	40	n/a	n/a	90	n/a	n/a	0.001152	NP Intra (NDs) 1 of 2
Chemical Oxygen Demand [COD] (mg/L)	110-SS	110	n/a	6/6/2016	89.1	No	40	6.76	1.404	0	None	sqrt(x)	0.00008608	Param Intra 1 of 2
Chemical Oxygen Demand [COD] (mg/L)	115-SS	180	n/a	6/1/2016	54.6	No	40	n/a	n/a	30	n/a	n/a	0.001152	NP Intra (normality) 1 of 2
Chemical Oxygen Demand [COD] (mg/L)	201A-SS	27	n/a	6/6/2016	5ND	No	40	n/a	n/a	95	n/a	n/a	0.001152	NP Intra (NDs) 1 of 2
Chemical Oxygen Demand [COD] (mg/L)	205-SS	52	n/a	6/10/2016	5ND	No	40	n/a	n/a	90	n/a	n/a	0.001152	NP Intra (NDs) 1 of 2
Chloride (mg/L)	100-SS	12	n/a	6/10/2016	3.8	No	40	1.706	0.3034	0	None	ln(x)	0.00008608	Param Intra 1 of 2
Chloride (mg/L)	109-SS	17	n/a	6/6/2016	4.1	No	40	n/a	n/a	0	n/a	n/a	0.001152	NP Intra (normality) 1 of 2
Chloride (mg/L)	205-SS	49	n/a	6/10/2016	35	No	39	5.298	0.6393	0	None	sqrt(x)	0.00008608	Param Intra 1 of 2
Chromium Total (ug/L)	100-SS	21	n/a	6/10/2016	2.5ND	No	40	n/a	n/a	90	n/a	n/a	0.001152	NP Intra (NDs) 1 of 2
Chromium Total (ug/L)	104-SS	6.6	n/a	6/3/2016	2.5ND	No	40	n/a	n/a	95	n/a	n/a	0.001152	NP Intra (NDs) 1 of 2
Chromium Total (ug/L)	109-SS	14	n/a	6/6/2016	2.5ND	No	40	n/a	n/a	82.5	n/a	n/a	0.001152	NP Intra (NDs) 1 of 2
Chromium Total (ug/L)	105-SS	6.4	n/a	6/3/2016	2.5ND	No	40	n/a	n/a	97.5	n/a	n/a	0.001152	NP Intra (NDs) 1 of 2
Chromium Total (ug/L)	106-SS	8.0	n/a	6/2/2016	2.5ND	No	40	n/a	n/a	90	n/a	n/a	0.001152	NP Intra (NDs) 1 of 2
Chromium Total (ug/L)	110-SS	38	n/a	6/6/2016	2.5ND	No	40	n/a	n/a	95	n/a	n/a	0.001152	NP Intra (NDs) 1 of 2
Chromium Total (ug/L)	115-SS	5.5	n/a	6/1/2016	2.5ND	No	40	n/a	n/a	97.5	n/a	n/a	0.001152	NP Intra (NDs) 1 of 2
Chromium Total (ug/L)	201A-SS	7.5	n/a	6/6/2016	2.5ND	No	40	n/a	n/a	92.5	n/a	n/a	0.001152	NP Intra (NDs) 1 of 2
Chromium Total (ug/L)	205-SS	52	n/a	6/10/2016	2.5ND	No	40	n/a	n/a	85	n/a	n/a	0.001152	NP Intra (NDs) 1 of 2
Cobalt Total (ug/L)	100-SS	10	n/a	6/10/2016	2.5ND	No	40	n/a	n/a	100	n/a	n/a	0.001152	NP Intra (NDs) 1 of 2
Cobalt Total (ug/L)	104-SS	10	n/a	6/3/2016	2.5ND	No	40	n/a	n/a	100	n/a	n/a	0.001152	NP Intra (NDs) 1 of 2
Cobalt Total (ug/L)	109-SS	10	n/a	6/6/2016	2.5ND	No	40	n/a	n/a	100	n/a	n/a	0.001152	NP Intra (NDs) 1 of 2
Cobalt Total (ug/L)	105-SS	10	n/a	6/3/2016	2.5ND	No	40	n/a	n/a	100	n/a	n/a	0.001152	NP Intra (NDs) 1 of 2
Cobalt Total (ug/L)	106-SS	10	n/a	6/2/2016	2.5ND	No	40	n/a	n/a	100	n/a	n/a	0.001152	NP Intra (NDs) 1 of 2
Cobalt Total (ug/L)	110-SS	10	n/a	6/6/2016	2.5ND	No	40	n/a	n/a	97.5	n/a	n/a	0.001152	NP Intra (NDs) 1 of 2
Cobalt Total (ug/L)	115-SS	62	n/a	6/1/2016	30.4	No	40	n/a	n/a	42.5	n/a	n/a	0.001152	NP Intra (normality) 1 of 2
Cobalt Total (ug/L)	201A-SS	10	n/a	6/6/2016	2.5ND	No	40	n/a	n/a	100	n/a	n/a	0.001152	NP Intra (NDs) 1 of 2
Cobalt Total (ug/L)	205-SS	10	n/a	6/10/2016	2.5ND	No	40	n/a	n/a	97.5	n/a	n/a	0.001152	NP Intra (NDs) 1 of 2
Copper Total (ug/L)	100-SS	20	n/a	6/10/2016	2.5ND	No	40	n/a	n/a	97.5	n/a	n/a	0.001152	NP Intra (NDs) 1 of 2
Copper Total (ug/L)	104-SS	10	n/a	6/3/2016	2.5ND	No	40	n/a	n/a	100	n/a	n/a	0.001152	NP Intra (NDs) 1 of 2
Copper Total (ug/L)	109-SS	31	n/a	6/6/2016	2.5ND	No	40	n/a	n/a	97.5	n/a	n/a	0.001152	NP Intra (NDs) 1 of 2
Copper Total (ug/L)	105-SS	10	n/a	6/3/2016	2.5ND	No	40	n/a	n/a	97.5	n/a	n/a	0.001152	NP Intra (NDs) 1 of 2
Copper Total (ug/L)	106-SS	10	n/a	6/2/2016	2.5ND	No	40	n/a	n/a	95	n/a	n/a	0.001152	NP Intra (NDs) 1 of 2
Copper Total (ug/L)	110-SS	41	n/a	6/6/2016	2.5ND	No	40	n/a	n/a	70	n/a	n/a	0.001152	NP Intra (NDs) 1 of 2
Copper Total (ug/L)	115-SS	21	n/a	6/1/2016	2.5ND	No	40	n/a	n/a	82.5	n/a	n/a	0.001152	NP Intra (NDs) 1 of 2
Copper Total (ug/L)	201A-SS	10	n/a	6/6/2016	2.5ND	No	40	n/a	n/a	97.5	n/a	n/a	0.001152	NP Intra (NDs) 1 of 2
Copper Total (ug/L)	205-SS	46	n/a	6/10/2016	2.5ND	No	40	n/a	n/a	90	n/a	n/a	0.001152	NP Intra (NDs) 1 of 2
Fluoride (mg/L)	100-SS	0.94	n/a	6/10/2016	0.46	No	25	0.3625	0.1685	0	None	x^3	0.00008608	Param Intra 1 of 2
Fluoride (mg/L)	104-SS	0.97	n/a	6/3/2016	0.6	No	24	0.4327	0.1674	0	None	x^3	0.00008608	Param Intra 1 of 2
Fluoride (mg/L)	105-SS	1.1	n/a	6/3/2016	0.36	No	26	0.6903	0.1403	0	None	No	0.00008608	Param Intra 1 of 2
Fluoride (mg/L)	106-SS	2.5	n/a	6/2/2016	1.6	No	26	0.6576	0.08543	0	None	ln(x)	0.00008608	Param Intra 1 of 2

Prediction Limit

Bridgeton LF Client: RSI Data: Bridgeton LF Printed 8/3/2016, 11:16 AM

Constituent	Well	Upper Lim.	Lower Lim.	Date	Observ.	Sig.	Bg N	Bg Mean	Std. Dev.	%NDs	ND Adj.	Transform	Alpha	Method
Fluoride (mg/L)	110-SS	1.5	n/a	6/6/2016	0.17	No	26	-0.8833	0.4611	0	None	ln(x)	0.00008608	Param Intra 1 of 2
Fluoride (mg/L)	115-SS	2.7	n/a	6/1/2016	0.22	No	26	0.9509	0.1594	0	None	x^(1/3)	0.00008608	Param Intra 1 of 2
Fluoride (mg/L)	201A-SS	0.65	n/a	6/6/2016	0.2	No	25	0.4567	0.06897	0	None	No	0.00008608	Param Intra 1 of 2
Fluoride (mg/L)	205-SS	0.6	n/a	6/10/2016	0.24	No	25	-0.909	0.1421	0	None	ln(x)	0.00008608	Param Intra 1 of 2
Hardness Total (mg/L)	100-SS	510	n/a	6/10/2016	426	No	39	2.0e13	5.2e12	0	None	x^5	0.00008608	Param Intra 1 of 2
Hardness Total (mg/L)	104-SS	460	n/a	6/3/2016	434	No	39	2.7e10	7.1e9	0	None	x^4	0.00008608	Param Intra 1 of 2
Hardness Total (mg/L)	109-SS	740	n/a	6/6/2016	421	No	40	n/a	n/a	0	n/a	n/a	0.001152	NP Intra (normality) 1 of 2
Iron Total (ug/L)	100-SS	2000	n/a	6/10/2016	25ND	No	40	n/a	n/a	25	n/a	n/a	0.001152	NP Intra (normality) 1 of 2
Iron Total (ug/L)	104-SS	8600	n/a	6/3/2016	1060	No	40	10.96	3.646	0	None	x^(1/3)	0.00008608	Param Intra 1 of 2
Iron Total (ug/L)	109-SS	5400	n/a	6/6/2016	25ND	No	40	5.028	1.361	5	None	ln(x)	0.00008608	Param Intra 1 of 2
Iron Total (ug/L)	105-SS	13000	n/a	6/3/2016	8190	No	40	7.052	0.9184	0	None	ln(x)	0.00008608	Param Intra 1 of 2
Iron Total (ug/L)	110-SS	10000	n/a	6/6/2016	6990	No	39	4.9e7	2.0e7	0	None	x^2	0.00008608	Param Intra 1 of 2
Iron Total (ug/L)	201A-SS	5800	n/a	6/6/2016	194	No	40	5.9	1.058	0	None	ln(x)	0.00008608	Param Intra 1 of 2
Iron Total (ug/L)	205-SS	5400	n/a	6/10/2016	74.8	No	40	6.53	0.7894	0	None	ln(x)	0.00008608	Param Intra 1 of 2
Lead Total (ug/L)	100-SS	2700	n/a	6/10/2016	2.5ND	No	40	n/a	n/a	95	n/a	n/a	0.001152	NP Intra (NDs) 1 of 2
Lead Total (ug/L)	104-SS	25	n/a	6/3/2016	2.5ND	No	40	n/a	n/a	95	n/a	n/a	0.001152	NP Intra (NDs) 1 of 2
Lead Total (ug/L)	109-SS	3400	n/a	6/6/2016	2.5ND	No	40	n/a	n/a	97.5	n/a	n/a	0.001152	NP Intra (NDs) 1 of 2
Lead Total (ug/L)	105-SS	25	n/a	6/3/2016	2.5ND	No	40	n/a	n/a	100	n/a	n/a	0.001152	NP Intra (NDs) 1 of 2
Lead Total (ug/L)	106-SS	25	n/a	6/2/2016	2.5ND	No	40	n/a	n/a	100	n/a	n/a	0.001152	NP Intra (NDs) 1 of 2
Lead Total (ug/L)	110-SS	25	n/a	6/6/2016	2.5ND	No	40	n/a	n/a	100	n/a	n/a	0.001152	NP Intra (NDs) 1 of 2
Lead Total (ug/L)	115-SS	25	n/a	6/1/2016	2.5ND	No	40	n/a	n/a	100	n/a	n/a	0.001152	NP Intra (NDs) 1 of 2
Lead Total (ug/L)	201A-SS	25	n/a	6/6/2016	2.5ND	No	40	n/a	n/a	95	n/a	n/a	0.001152	NP Intra (NDs) 1 of 2
Lead Total (ug/L)	205-SS	89	n/a	6/10/2016	2.5ND	No	40	n/a	n/a	87.5	n/a	n/a	0.001152	NP Intra (NDs) 1 of 2
Magnesium Total (ug/L)	100-SS	60000	n/a	6/10/2016	49500	No	40	1.5e14	2.5e13	0	None	x^3	0.00008608	Param Intra 1 of 2
Magnesium Total (ug/L)	109-SS	57000	n/a	6/6/2016	49700	No	39	2.0e28	5.9e27	0	None	x^6	0.00008608	Param Intra 1 of 2
Manganese Total (ug/L)	100-SS	75	n/a	6/10/2016	2.5ND	No	40	n/a	n/a	57.5	n/a	n/a	0.001152	NP Intra (NDs) 1 of 2
Manganese Total (ug/L)	104-SS	100	n/a	6/3/2016	24.3	No	39	5.486	1.746	2.564	None	sqrt(x)	0.00008608	Param Intra 1 of 2
Manganese Total (ug/L)	109-SS	120	n/a	6/6/2016	2.5ND	No	40	n/a	n/a	42.5	n/a	n/a	0.001152	NP Intra (normality) 1 of 2
Manganese Total (ug/L)	**105-SS**	**68**	**n/a**	**6/3/2016**	**141**	**Yes**	**39**	**2.59**	**0.5683**	**2.564**	**None**	**x^(1/3)**	**0.00008608**	**Param Intra 1 of 2**
Manganese Total (ug/L)	106-SS	52	n/a	6/2/2016	14.8	No	38	4.249	1.13	2.632	None	sqrt(x)	0.00008608	Param Intra 1 of 2
Manganese Total (ug/L)	201A-SS	1100	n/a	6/6/2016	35.4	No	40	4.69	0.8887	0	None	ln(x)	0.00008608	Param Intra 1 of 2
Manganese Total (ug/L)	205-SS	100	n/a	6/10/2016	2.5ND	No	40	n/a	n/a	30	n/a	n/a	0.001152	NP Intra (normality) 1 of 2
Mercury Total (ug/L)	100-SS	0.10	n/a	6/10/2016	0.1ND	No	40	n/a	n/a	100	n/a	n/a	0.001152	NP Intra (NDs) 1 of 2
Mercury Total (ug/L)	104-SS	0.30	n/a	6/3/2016	0.1ND	No	40	n/a	n/a	97.5	n/a	n/a	0.001152	NP Intra (NDs) 1 of 2
Mercury Total (ug/L)	109-SS	0.10	n/a	6/6/2016	0.1ND	No	40	n/a	n/a	100	n/a	n/a	0.001152	NP Intra (NDs) 1 of 2
Mercury Total (ug/L)	105-SS	0.10	n/a	6/3/2016	0.1ND	No	40	n/a	n/a	100	n/a	n/a	0.001152	NP Intra (NDs) 1 of 2
Mercury Total (ug/L)	106-SS	0.10	n/a	6/2/2016	0.1ND	No	40	n/a	n/a	100	n/a	n/a	0.001152	NP Intra (NDs) 1 of 2
Mercury Total (ug/L)	110-SS	0.10	n/a	6/6/2016	0.1ND	No	40	n/a	n/a	100	n/a	n/a	0.001152	NP Intra (NDs) 1 of 2
Mercury Total (ug/L)	115-SS	0.10	n/a	6/1/2016	0.1ND	No	40	n/a	n/a	100	n/a	n/a	0.001152	NP Intra (NDs) 1 of 2
Mercury Total (ug/L)	201A-SS	0.35	n/a	6/6/2016	0.1ND	No	40	n/a	n/a	97.5	n/a	n/a	0.001152	NP Intra (NDs) 1 of 2
Mercury Total (ug/L)	205-SS	0.10	n/a	6/10/2016	0.1ND	No	40	n/a	n/a	100	n/a	n/a	0.001152	NP Intra (NDs) 1 of 2
Nickel Total (ug/L)	100-SS	56	n/a	6/10/2016	10.1	No	40	2.743	0.491	10	None	ln(x)	0.00008608	Param Intra 1 of 2
Nickel Total (ug/L)	104-SS	23	n/a	6/3/2016	5ND	No	40	n/a	n/a	97.5	n/a	n/a	0.001152	NP Intra (NDs) 1 of 2
Nickel Total (ug/L)	109-SS	20	n/a	6/6/2016	5ND	No	40	n/a	n/a	95	n/a	n/a	0.001152	NP Intra (NDs) 1 of 2
Nickel Total (ug/L)	105-SS	20	n/a	6/3/2016	5ND	No	40	n/a	n/a	97.5	n/a	n/a	0.001152	NP Intra (NDs) 1 of 2
Nickel Total (ug/L)	106-SS	20	n/a	6/2/2016	5ND	No	40	n/a	n/a	97.5	n/a	n/a	0.001152	NP Intra (NDs) 1 of 2
Nickel Total (ug/L)	110-SS	55	n/a	6/6/2016	13.6	No	40	n/a	n/a	25	n/a	n/a	0.001152	NP Intra (normality) 1 of 2
Nickel Total (ug/L)	201A-SS	20	n/a	6/6/2016	5ND	No	40	n/a	n/a	97.5	n/a	n/a	0.001152	NP Intra (NDs) 1 of 2
Nickel Total (ug/L)	205-SS	32	n/a	6/10/2016	5ND	No	40	n/a	n/a	97.5	n/a	n/a	0.001152	NP Intra (NDs) 1 of 2
Nitrate/Nitrite (mg/L)	100-SS	0.27	n/a	6/10/2016	0.05ND	No	40	n/a	n/a	75	n/a	n/a	0.001152	NP Intra (NDs) 1 of 2

Prediction Limit

Bridgeton LF Client: RSI Data: Bridgeton LF Printed 8/3/2016, 11:16 AM

Constituent	Well	Upper Lim.	Lower Lim.	Date	Observ.	Sig.	Bg N	Bg Mean	Std. Dev.	%NDs	ND Adj.	Transform	Alpha	Method
Nitrate/Nitrite (mg/L)	104-SS	0.39	n/a	6/3/2016	0.05ND	No	40	n/a	n/a	90	n/a	n/a	0.001152	NP Intra (NDs) 1 of 2
Nitrate/Nitrite (mg/L)	109-SS	0.50	n/a	6/6/2016	0.05ND	No	40	n/a	n/a	90	n/a	n/a	0.001152	NP Intra (NDs) 1 of 2
Nitrate/Nitrite (mg/L)	105-SS	0.12	n/a	6/3/2016	0.5ND	No	40	n/a	n/a	95	n/a	n/a	0.001152	NP Intra (NDs) 1 of 2
Nitrate/Nitrite (mg/L)	106-SS	0.54	n/a	6/2/2016	0.05ND	No	40	n/a	n/a	92.5	n/a	n/a	0.001152	NP Intra (NDs) 1 of 2
Nitrate/Nitrite (mg/L)	110-SS	5.0	n/a	6/6/2016	1.25ND	No	40	n/a	n/a	97.5	n/a	n/a	0.001152	NP Intra (NDs) 1 of 2
Nitrate/Nitrite (mg/L)	115-SS	5.0	n/a	6/1/2016	0.05ND	No	40	n/a	n/a	97.5	n/a	n/a	0.001152	NP Intra (NDs) 1 of 2
Nitrate/Nitrite (mg/L)	205-SS	0.15	n/a	6/10/2016	0.05ND	No	40	n/a	n/a	95	n/a	n/a	0.001152	NP Intra (NDs) 1 of 2
pH [Field] (su)	100-SS	8.0	6.6	6/10/2016	7.05	No	40	n/a	n/a	0	n/a	n/a	0.002305	NP Intra (normality) 1 of 2
pH [Field] (su)	109-SS	8	6.5	6/6/2016	7.06	No	39	1.973	0.04155	0	None	ln(x)	0.00004304	Param Intra 1 of 2
pH [Field] (su)	115-SS	7.6	6	6/1/2016	6.6	No	39	1.911	0.04272	0	None	ln(x)	0.00004304	Param Intra 1 of 2
Phosphorus Total (mg/L)	100-SS	0.21	n/a	6/10/2016	0.025ND	No	40	n/a	n/a	70	n/a	n/a	0.001152	NP Intra (NDs) 1 of 2
Phosphorus Total (mg/L)	104-SS	0.46	n/a	6/3/2016	0.025ND	No	40	n/a	n/a	60	n/a	n/a	0.001152	NP Intra (NDs) 1 of 2
Phosphorus Total (mg/L)	109-SS	0.25	n/a	6/6/2016	0.025ND	No	40	n/a	n/a	72.5	n/a	n/a	0.001152	NP Intra (NDs) 1 of 2
Phosphorus Total (mg/L)	105-SS	0.22	n/a	6/3/2016	0.025ND	No	40	n/a	n/a	50	n/a	n/a	0.001152	NP Intra (normality) 1 of 2
Phosphorus Total (mg/L)	106-SS	0.38	n/a	6/2/2016	0.025ND	No	40	n/a	n/a	72.5	n/a	n/a	0.001152	NP Intra (NDs) 1 of 2
Phosphorus Total (mg/L)	110-SS	0.47	n/a	6/6/2016	0.125ND	No	39	-1.798	0.3985	2.564	None	ln(x)	0.00008608	Param Intra 1 of 2
Phosphorus Total (mg/L)	201A-SS	0.37	n/a	6/6/2016	0.025ND	No	40	n/a	n/a	70	n/a	n/a	0.001152	NP Intra (NDs) 1 of 2
Phosphorus Total (mg/L)	205-SS	0.11	n/a	6/10/2016	0.025ND	No	40	n/a	n/a	70	n/a	n/a	0.001152	NP Intra (NDs) 1 of 2
Selenium Total (ug/L)	100-SS	50	n/a	6/10/2016	2.5ND	No	40	n/a	n/a	100	n/a	n/a	0.001152	NP Intra (NDs) 1 of 2
Selenium Total (ug/L)	104-SS	50	n/a	6/3/2016	2.5ND	No	40	n/a	n/a	100	n/a	n/a	0.001152	NP Intra (NDs) 1 of 2
Selenium Total (ug/L)	109-SS	39	n/a	6/6/2016	2.5ND	No	40	n/a	n/a	80	n/a	n/a	0.001152	NP Intra (NDs) 1 of 2
Selenium Total (ug/L)	105-SS	50	n/a	6/3/2016	2.5ND	No	40	n/a	n/a	100	n/a	n/a	0.001152	NP Intra (NDs) 1 of 2
Selenium Total (ug/L)	106-SS	50	n/a	6/2/2016	2.5ND	No	40	n/a	n/a	100	n/a	n/a	0.001152	NP Intra (NDs) 1 of 2
Selenium Total (ug/L)	110-SS	50	n/a	6/6/2016	2.5ND	No	40	n/a	n/a	97.5	n/a	n/a	0.001152	NP Intra (NDs) 1 of 2
Selenium Total (ug/L)	115-SS	50	n/a	6/1/2016	2.5ND	No	40	n/a	n/a	97.5	n/a	n/a	0.001152	NP Intra (NDs) 1 of 2
Selenium Total (ug/L)	201A-SS	50	n/a	6/6/2016	2.5ND	No	40	n/a	n/a	100	n/a	n/a	0.001152	NP Intra (NDs) 1 of 2
Selenium Total (ug/L)	205-SS	50	n/a	6/10/2016	2.5ND	No	40	n/a	n/a	100	n/a	n/a	0.001152	NP Intra (NDs) 1 of 2
Silver Total (ug/L)	100-SS	5.0	n/a	6/10/2016	2.5ND	No	40	n/a	n/a	100	n/a	n/a	0.001152	NP Intra (NDs) 1 of 2
Silver Total (ug/L)	104-SS	5.0	n/a	6/3/2016	2.5ND	No	39	n/a	n/a	100	n/a	n/a	0.001219	NP Intra (NDs) 1 of 2
Silver Total (ug/L)	109-SS	5.0	n/a	6/6/2016	2.5ND	No	40	n/a	n/a	100	n/a	n/a	0.001152	NP Intra (NDs) 1 of 2
Silver Total (ug/L)	105-SS	5.0	n/a	6/3/2016	2.5ND	No	40	n/a	n/a	100	n/a	n/a	0.001152	NP Intra (NDs) 1 of 2
Silver Total (ug/L)	106-SS	5.0	n/a	6/2/2016	2.5ND	No	38	n/a	n/a	100	n/a	n/a	0.001286	NP Intra (NDs) 1 of 2
Silver Total (ug/L)	110-SS	5.0	n/a	6/6/2016	2.5ND	No	40	n/a	n/a	100	n/a	n/a	0.001152	NP Intra (NDs) 1 of 2
Silver Total (ug/L)	115-SS	5.9	n/a	6/1/2016	2.5ND	No	40	n/a	n/a	97.5	n/a	n/a	0.001152	NP Intra (NDs) 1 of 2
Silver Total (ug/L)	201A-SS	5.0	n/a	6/6/2016	2.5ND	No	40	n/a	n/a	100	n/a	n/a	0.001152	NP Intra (NDs) 1 of 2
Silver Total (ug/L)	205-SS	5.0	n/a	6/10/2016	2.5ND	No	40	n/a	n/a	100	n/a	n/a	0.001152	NP Intra (NDs) 1 of 2
Sodium Total (ug/L)	100-SS	39000	n/a	6/10/2016	10900	No	40	9.808	0.295	0	None	ln(x)	0.00008608	Param Intra 1 of 2
Sodium Total (ug/L)	104-SS	27000	n/a	6/3/2016	14600	No	39	9.617	0.2257	0	None	ln(x)	0.00008608	Param Intra 1 of 2
Sodium Total (ug/L)	109-SS	49000	n/a	6/6/2016	10500	No	39	9.978	0.3165	0	None	ln(x)	0.00008608	Param Intra 1 of 2
Sodium Total (ug/L)	110-SS	120000	n/a	6/6/2016	80200	No	39	83210	14554	0	None	No	0.00008608	Param Intra 1 of 2
Sodium Total (ug/L)	201A-SS	66000	n/a	6/6/2016	10400	No	40	30.24	3.85	0	None	x^(1/3)	0.00008608	Param Intra 1 of 2
Sodium Total (ug/L)	205-SS	56000	n/a	6/10/2016	14700	No	40	n/a	n/a	0	n/a	n/a	0.001152	NP Intra (normality) 1 of 2
Specific Conductance [Field] (umhos/cm)	100-SS	1000	n/a	6/10/2016	783	No	39	6.746	0.06655	0	None	ln(x)	0.00008608	Param Intra 1 of 2
Specific Conductance [Field] (umhos/cm)	104-SS	930	n/a	6/3/2016	812	No	39	4.6e8	1.3e8	0	None	x^3	0.00008608	Param Intra 1 of 2
Specific Conductance [Field] (umhos/cm)	109-SS	990	n/a	6/6/2016	786	No	37	824	63.94	0	None	No	0.00008608	Param Intra 1 of 2
Specific Conductance [Field] (umhos/cm)	106-SS	950	n/a	6/2/2016	913	No	39	4.6e11	1.3e11	0	None	x^4	0.00008608	Param Intra 1 of 2
Specific Conductance [Field] (umhos/cm)	201A-SS	970	n/a	6/6/2016	772	No	39	660296	108124	0	None	x^2	0.00008608	Param Intra 1 of 2
Specific Conductance [Field] (umhos/cm)	205-SS	1300	n/a	6/10/2016	877	No	40	n/a	n/a	0	n/a	n/a	0.001152	NP Intra (normality) 1 of 2
Sulfate (mg/L)	100-SS	92	n/a	6/10/2016	41.2	No	40	4.009	0.1952	2.5	None	ln(x)	0.00008608	Param Intra 1 of 2
Sulfate (mg/L)	104-SS	45	n/a	6/3/2016	15.6	No	40	21.19	9.203	2.5	None	No	0.00008608	Param Intra 1 of 2

Prediction Limit

Bridgeton LF Client: RSI Data: Bridgeton LF Printed 8/3/2016, 11:16 AM

Constituent	Well	Upper Lim.	Lower Lim.	Date	Observ.	Sig.	Bg N	Bg Mean	Std. Dev.	%NDs	ND Adj.	Transform	Alpha	Method
Sulfate (mg/L)	109-SS	89	n/a	6/6/2016	23.4	No	40	3.71	0.2988	2.5	None	ln(x)	0.00008608	Param Intra 1 of 2
Sulfate (mg/L)	106-SS	66	n/a	6/2/2016	49.6	No	40	3.901	0.1104	2.5	None	ln(x)	0.00008608	Param Intra 1 of 2
Sulfate (mg/L)	110-SS	100	n/a	6/6/2016	46.2	No	40	5251	1909	0	None	x^2	0.00008608	Param Intra 1 of 2
Sulfate (mg/L)	115-SS	71	n/a	6/1/2016	3.3	No	40	4.715	1.41	0	None	sqrt(x)	0.00008608	Param Intra 1 of 2
Sulfate (mg/L)	205-SS	73	n/a	6/10/2016	56	No	39	50.72	8.593	0	None	No	0.00008608	Param Intra 1 of 2
Thallium Total (ug/L)	100-SS	50	n/a	6/10/2016	1ND	No	40	n/a	n/a	97.5	n/a	n/a	0.001152	NP Intra (NDs) 1 of 2
Thallium Total (ug/L)	104-SS	50	n/a	6/3/2016	1ND	No	40	n/a	n/a	100	n/a	n/a	0.001152	NP Intra (NDs) 1 of 2
Thallium Total (ug/L)	109-SS	50	n/a	6/6/2016	1ND	No	40	n/a	n/a	100	n/a	n/a	0.001152	NP Intra (NDs) 1 of 2
Thallium Total (ug/L)	105-SS	50	n/a	6/3/2016	1ND	No	40	n/a	n/a	100	n/a	n/a	0.001152	NP Intra (NDs) 1 of 2
Thallium Total (ug/L)	106-SS	50	n/a	6/2/2016	1ND	No	40	n/a	n/a	100	n/a	n/a	0.001152	NP Intra (NDs) 1 of 2
Thallium Total (ug/L)	110-SS	50	n/a	6/6/2016	1ND	No	40	n/a	n/a	100	n/a	n/a	0.001152	NP Intra (NDs) 1 of 2
Thallium Total (ug/L)	115-SS	50	n/a	6/1/2016	1ND	No	40	n/a	n/a	100	n/a	n/a	0.001152	NP Intra (NDs) 1 of 2
Thallium Total (ug/L)	201A-SS	50	n/a	6/6/2016	1ND	No	40	n/a	n/a	100	n/a	n/a	0.001152	NP Intra (NDs) 1 of 2
Thallium Total (ug/L)	205-SS	50	n/a	6/10/2016	1ND	No	40	n/a	n/a	100	n/a	n/a	0.001152	NP Intra (NDs) 1 of 2
Total Dissolved Solids [TDS] (mg/L)	100-SS	570	n/a	6/10/2016	441	No	39	1.1e8	2.8e7	0	None	x^3	0.00008608	Param Intra 1 of 2
Total Dissolved Solids [TDS] (mg/L)	104-SS	510	n/a	6/3/2016	436	No	38	6.039	0.07516	0	None	ln(x)	0.00008608	Param Intra 1 of 2
Total Dissolved Solids [TDS] (mg/L)	109-SS	570	n/a	6/6/2016	412	No	40	6.134	0.07956	0	None	ln(x)	0.00008608	Param Intra 1 of 2
Total Dissolved Solids [TDS] (mg/L)	106-SS	540	n/a	6/2/2016	524	No	39	21.4	0.6626	0	None	sqrt(x)	0.00008608	Param Intra 1 of 2
Total Dissolved Solids [TDS] (mg/L)	110-SS	1400	n/a	6/6/2016	1230	No	40	1135	116.3	0	None	No	0.00008608	Param Intra 1 of 2
Total Dissolved Solids [TDS] (mg/L)	201A-SS	560	n/a	6/6/2016	440	No	39	226671	33845	0	None	x^2	0.00008608	Param Intra 1 of 2
Total Dissolved Solids [TDS] (mg/L)	205-SS	580	n/a	6/10/2016	514	No	39	6.217	0.05445	0	None	ln(x)	0.00008608	Param Intra 1 of 2
Total Organic Carbon [TOC] (mg/L)	100-SS	31	n/a	6/10/2016	16.4	No	40	n/a	n/a	72.5	n/a	n/a	0.001152	NP Intra (NDs) 1 of 2
Total Organic Carbon [TOC] (mg/L)	104-SS	28	n/a	6/3/2016	4.7	No	40	n/a	n/a	47.5	n/a	n/a	0.001152	NP Intra (normality) 1 of 2
Total Organic Carbon [TOC] (mg/L)	109-SS	31	n/a	6/6/2016	9.8	No	40	n/a	n/a	52.5	n/a	n/a	0.001152	NP Intra (NDs) 1 of 2
Total Organic Carbon [TOC] (mg/L)	105-SS	29	n/a	6/3/2016	4.9	No	40	n/a	n/a	17.5	n/a	n/a	0.001152	NP Intra (normality) 1 of 2
Total Organic Carbon [TOC] (mg/L)	**110-SS**	**31**	**n/a**	**6/6/2016**	**58.4**	**Yes**	**39**	**3.564**	**0.7759**	**0**	**None**	**sqrt(x)**	**0.00008608**	**Param Intra 1 of 2**
Total Organic Carbon [TOC] (mg/L)	115-SS	56	n/a	6/1/2016	16.7	No	40	1.813	0.7701	22.5	Kaplan-Meier	x^(1/3)	0.00008608	Param Intra 1 of 2
Total Organic Carbon [TOC] (mg/L)	201A-SS	33	n/a	6/6/2016	10.8	No	40	n/a	n/a	50	n/a	n/a	0.001152	NP Intra (normality) 1 of 2
Vanadium Total (ug/L)	100-SS	5.0	n/a	6/10/2016	5ND	No	40	n/a	n/a	100	n/a	n/a	0.001152	NP Intra (NDs) 1 of 2
Vanadium Total (ug/L)	104-SS	5.0	n/a	6/3/2016	5ND	No	40	n/a	n/a	100	n/a	n/a	0.001152	NP Intra (NDs) 1 of 2
Vanadium Total (ug/L)	109-SS	5.0	n/a	6/6/2016	5ND	No	40	n/a	n/a	100	n/a	n/a	0.001152	NP Intra (NDs) 1 of 2
Vanadium Total (ug/L)	105-SS	5.0	n/a	6/3/2016	5ND	No	40	n/a	n/a	100	n/a	n/a	0.001152	NP Intra (NDs) 1 of 2
Vanadium Total (ug/L)	106-SS	5.0	n/a	6/2/2016	5ND	No	40	n/a	n/a	100	n/a	n/a	0.001152	NP Intra (NDs) 1 of 2
Vanadium Total (ug/L)	110-SS	10	n/a	6/6/2016	5ND	No	40	n/a	n/a	97.5	n/a	n/a	0.001152	NP Intra (NDs) 1 of 2
Vanadium Total (ug/L)	115-SS	14	n/a	6/1/2016	5ND	No	40	n/a	n/a	97.5	n/a	n/a	0.001152	NP Intra (NDs) 1 of 2
Vanadium Total (ug/L)	201A-SS	5.0	n/a	6/6/2016	5ND	No	40	n/a	n/a	100	n/a	n/a	0.001152	NP Intra (NDs) 1 of 2
Vanadium Total (ug/L)	205-SS	110	n/a	6/10/2016	5ND	No	40	n/a	n/a	97.5	n/a	n/a	0.001152	NP Intra (NDs) 1 of 2
Zinc Total (ug/L)	100-SS	230	n/a	6/10/2016	10ND	No	40	n/a	n/a	92.5	n/a	n/a	0.001152	NP Intra (NDs) 1 of 2
Zinc Total (ug/L)	104-SS	220	n/a	6/3/2016	10ND	No	40	n/a	n/a	85	n/a	n/a	0.001152	NP Intra (NDs) 1 of 2
Zinc Total (ug/L)	109-SS	190	n/a	6/6/2016	10ND	No	40	n/a	n/a	32.5	n/a	n/a	0.001152	NP Intra (normality) 1 of 2
Zinc Total (ug/L)	105-SS	43	n/a	6/3/2016	10ND	No	40	n/a	n/a	85	n/a	n/a	0.001152	NP Intra (NDs) 1 of 2
Zinc Total (ug/L)	106-SS	40	n/a	6/2/2016	10ND	No	40	n/a	n/a	92.5	n/a	n/a	0.001152	NP Intra (NDs) 1 of 2
Zinc Total (ug/L)	110-SS	87	n/a	6/6/2016	10ND	No	40	n/a	n/a	77.5	n/a	n/a	0.001152	NP Intra (NDs) 1 of 2
Zinc Total (ug/L)	115-SS	68	n/a	6/1/2016	10ND	No	40	n/a	n/a	87.5	n/a	n/a	0.001152	NP Intra (NDs) 1 of 2
Zinc Total (ug/L)	201A-SS	180	n/a	6/6/2016	22.3	No	40	n/a	n/a	85	n/a	n/a	0.001152	NP Intra (NDs) 1 of 2
Zinc Total (ug/L)	205-SS	100	n/a	6/10/2016	10ND	No	40	n/a	n/a	82.5	n/a	n/a	0.001152	NP Intra (NDs) 1 of 2

Sanitas™ v.9.5.26 Software licensed to Jett Environmental Consulting, UG
Hollow symbols indicate censored values.

Within Limit

Prediction Limit

Intrawell Non-parametric

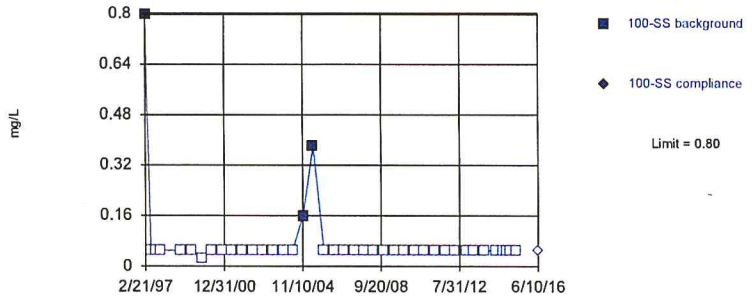

Non-parametric test used in lieu of parametric prediction limit because censored data exceeded 50%. Limit is highest of 40 background values. 92.5% NDs. Well-constituent pair annual alpha = 0.004602. Individual comparison alpha = 0.001152 (1 of 2). After outlier removal distribution was non-normal, so outlier results were invalidated.

Constituent: Ammonia as N Analysis Run 8/3/2016 11:07 AM
Bridgeton LF Client: RSI Data: Bridgeton LF

Sanitas™ v.9.5.26 Software licensed to Jett Environmental Consulting, UG
Hollow symbols indicate censored values.

Within Limit

Prediction Limit

Intrawell Non-parametric

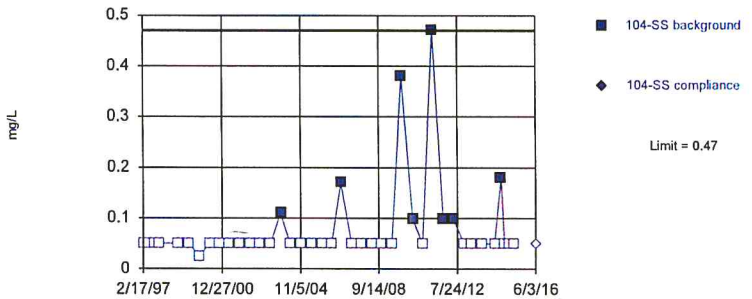

Non-parametric test used in lieu of parametric prediction limit because censored data exceeded 50%. Limit is highest of 40 background values. 80% NDs. Well-constituent pair annual alpha = 0.004602. Individual comparison alpha = 0.001152 (1 of 2). After outlier removal distribution was non-normal, so outlier results were invalidated.

Constituent: Ammonia as N Analysis Run 8/3/2016 11:07 AM
Bridgeton LF Client: RSI Data: Bridgeton LF

Sanitas™ v.9.5.26 Software licensed to Jett Environmental Consulting, UG
Hollow symbols indicate censored values.

Within Limit

Prediction Limit

Intrawell Non-parametric

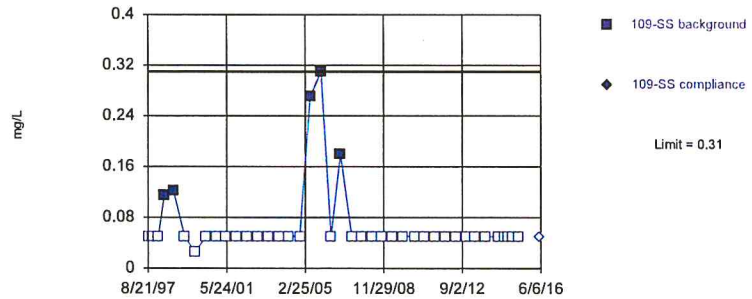

Non-parametric test used in lieu of parametric prediction limit because censored data exceeded 50%. Limit is highest of 40 background values. 87.5% NDs. Well-constituent pair annual alpha = 0.004602. Individual comparison alpha = 0.001152 (1 of 2). After outlier removal distribution was non-normal, so outlier results were invalidated.

Constituent: Ammonia as N Analysis Run 8/3/2016 11:07 AM
Bridgeton LF Client: RSI Data: Bridgeton LF

Sanitas™ v.9.5.26 Software licensed to Jett Environmental Consulting, UG
Hollow symbols indicate censored values.

Within Limit

Prediction Limit

Intrawell Non-parametric

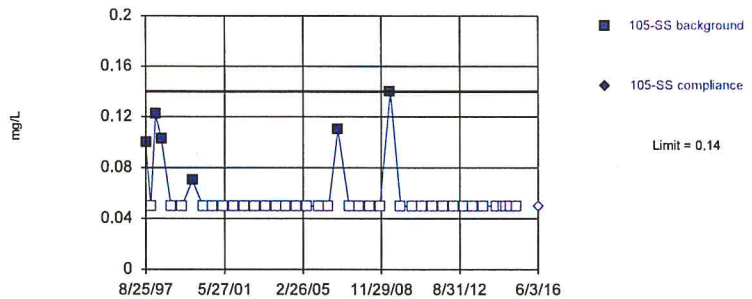

Non-parametric test used in lieu of parametric prediction limit because censored data exceeded 50%. Limit is highest of 40 background values. 85% NDs. Well-constituent pair annual alpha = 0.004602. Individual comparison alpha = 0.001152 (1 of 2). After outlier removal distribution was non-normal, so outlier results were invalidated.

Constituent: Ammonia as N Analysis Run 8/3/2016 11:07 AM
Bridgeton LF Client: RSI Data: Bridgeton LF

Sanitas™ v.9.5.26 Software licensed to Jett Environmental Consulting, UG
Hollow symbols indicate censored values.

Within Limit

Prediction Limit

Intrawell Non-parametric

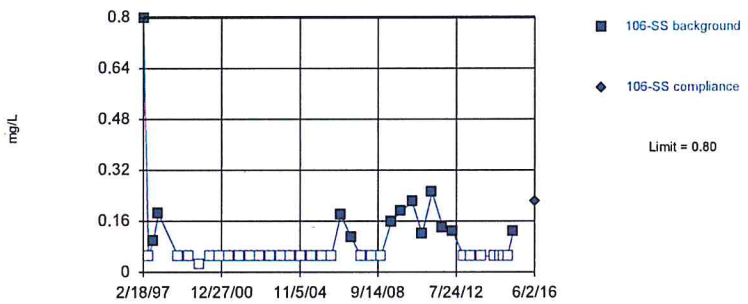

Non-parametric test used in lieu of parametric prediction limit because censored data exceeded 50%. Limit is highest of 40 background values. 67.5% NDs. Well-constituent pair annual alpha = 0.004602. Individual comparison alpha = 0.001152 (1 of 2). After outlier removal distribution was non-normal, so outlier results were invalidated.

Constituent: Ammonia as N Analysis Run 8/3/2016 11:07 AM
Bridgeton LF Client: RSI Data: Bridgeton LF

Sanitas™ v.9.5.26 Software licensed to Jett Environmental Consulting, UG
Hollow symbols indicate censored values.

Within Limit

Prediction Limit

Intrawell Parametric

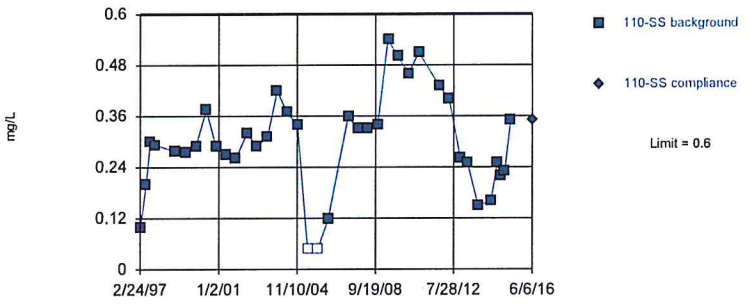

Background Data Summary: Mean=0.2966, Std. Dev.=0.1164, n=38, 5.263% NDs. Normality test: Shapiro Wilk @alpha = 0.01, calculated = 0.9725, critical = 0.916. Kappa = 2.635 (c=34, w=9, 1 of 2, event alpha = 0.026). Report alpha = 0.00008608. Rosner's outlier test was performed on the background data. Two background outliers were removed: 0.77 (11/9/2006); 1.8 (5/10/2011).

Constituent: Ammonia as N Analysis Run 8/3/2016 11:07 AM
Bridgeton LF Client: RSI Data: Bridgeton LF

Sanitas™ v.9.5.26 Software licensed to Jett Environmental Consulting, UG
Hollow symbols indicate censored values.

Exceeds Limit

Prediction Limit

Intrawell Non-parametric

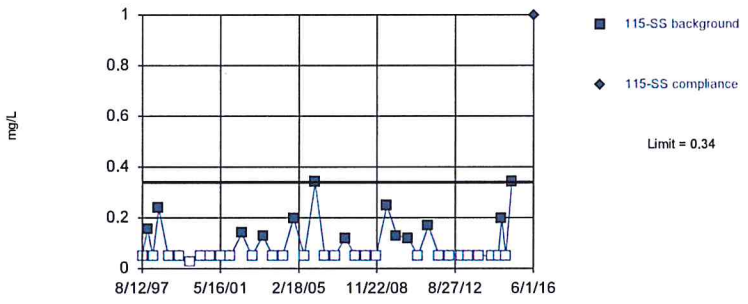

Non-parametric test used in lieu of parametric prediction limit because censored data exceeded 50%. Limit is highest of 40 background values. 67.5% NDs. Well-constituent pair annual alpha = 0.004602. Individual comparison alpha = 0.001152 (1 of 2). After outlier removal distribution was non-normal, so outlier results were invalidated.

Constituent: Ammonia as N Analysis Run 8/3/2016 11:07 AM
Bridgeton LF Client: RSI Data: Bridgeton LF

Sanitas™ v.9.5.26 Software licensed to Jett Environmental Consulting, UG
Hollow symbols indicate censored values.

Within Limit

Prediction Limit

Intrawell Non-parametric

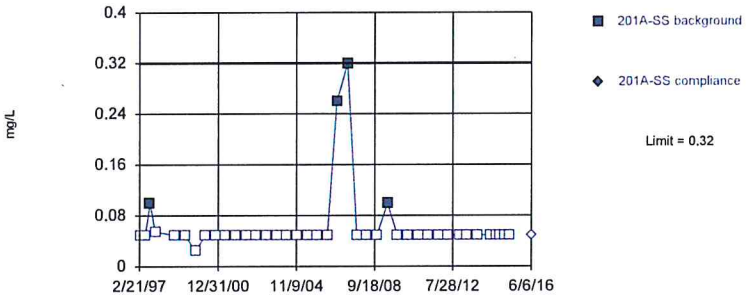

Non-parametric test used in lieu of parametric prediction limit because censored data exceeded 50%. Limit is highest of 40 background values. 90% NDs. Well-constituent pair annual alpha = 0.004602. Individual comparison alpha = 0.001152 (1 of 2). After outlier removal distribution was non-normal, so outlier results were invalidated.

Constituent: Ammonia as N Analysis Run 8/3/2016 11:07 AM
Bridgeton LF Client: RSI Data: Bridgeton LF

Sanitas™ v.9.5.26 Software licensed to Jett Environmental Consulting, UG
Hollow symbols indicate censored values.

Within Limit

Prediction Limit

Intrawell Non-parametric

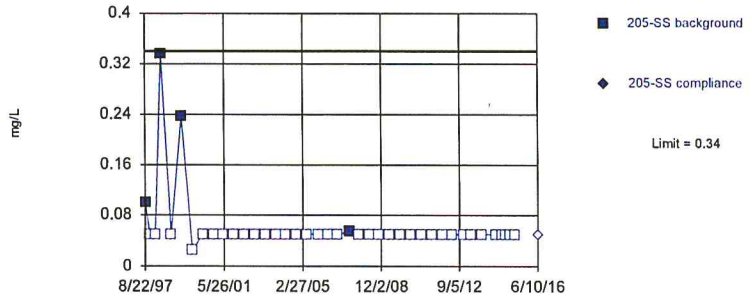

Non-parametric test used in lieu of parametric prediction limit because censored data exceeded 50%. Limit is highest of 40 background values. 90% NDs. Well-constituent pair annual alpha = 0.004602. Individual comparison alpha = 0.001152 (1 of 2). After outlier removal distribution was non-normal, so outlier results were invalidated.

Constituent: Ammonia as N Analysis Run 8/3/2016 11:07 AM

Bridgeton LF Client: RSI Data: Bridgeton LF

Sanitas™ v.9.5.26 Software licensed to Jett Environmental Consulting, UG
Hollow symbols indicate censored values.

Within Limit

Prediction Limit

Intrawell Non-parametric

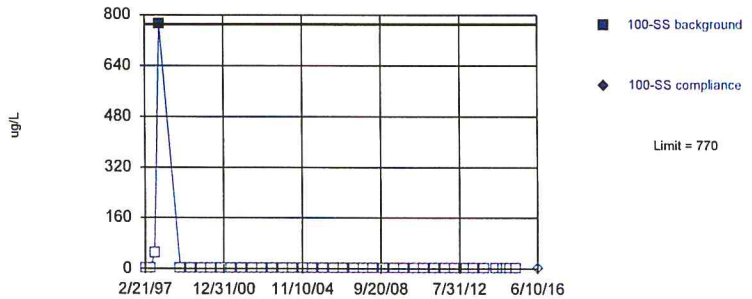

Non-parametric test used in lieu of parametric prediction limit because censored data exceeded 50%. Limit is highest of 40 background values. 97.5% NDs. Well-constituent pair annual alpha = 0.004602. Individual comparison alpha = 0.001152 (1 of 2). After outlier removal distribution was non-normal, so outlier results were invalidated.

Constituent: Antimony Total Analysis Run 8/3/2016 11:07 AM

Bridgeton LF Client: RSI Data: Bridgeton LF

Sanitas™ v.9.5.26 Software licensed to Jett Environmental Consulting, UG
Hollow symbols indicate censored values.

Within Limit

Prediction Limit

Intrawell Non-parametric

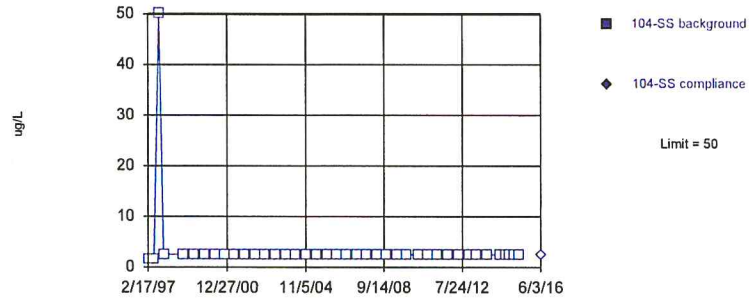

Non-parametric test used in lieu of parametric prediction limit because censored data exceeded 50%. Limit is highest of 40 background values. 100% NDs. Well-constituent pair annual alpha = 0.004602. Individual comparison alpha = 0.001152 (1 of 2). After outlier removal distribution was non-normal, so outlier results were invalidated.

Constituent: Antimony Total Analysis Run 8/3/2016 11:07 AM

Bridgeton LF Client: RSI Data: Bridgeton LF

Sanitas™ v.9.5.26 Software licensed to Jett Environmental Consulting, UG
Hollow symbols indicate censored values.

Within Limit

Prediction Limit

Intrawell Non-parametric

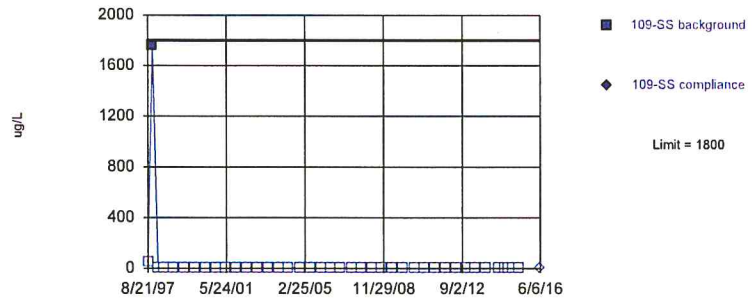

Non-parametric test used in lieu of parametric prediction limit because censored data exceeded 50%. Limit is highest of 40 background values. 97.5% NDs. Well-constituent pair annual alpha = 0.004602. Individual comparison alpha = 0.001152 (1 of 2). After outlier removal distribution was non-normal, so outlier results were invalidated.

Constituent: Antimony Total Analysis Run 8/3/2016 11:07 AM

Bridgeton LF Client: RSI Data: Bridgeton LF

Sanitas™ v.9.5.26 Software licensed to Jett Environmental Consulting, UG
Hollow symbols indicate censored values.

Within Limit

Prediction Limit

Intrawell Non-parametric

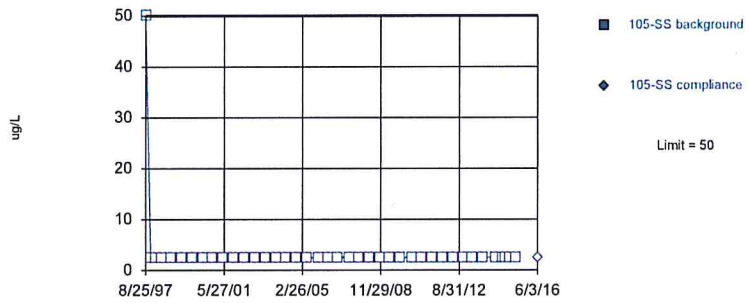

Non-parametric test used in lieu of parametric prediction limit because censored data exceeded 50%. Limit is highest of 40 background values. 100% NDs. Well-constituent pair annual alpha = 0.004602. Individual comparison alpha = 0.001152 (1 of 2). After outlier removal distribution was non-normal, so outlier results were invalidated.

Constituent: Antimony Total Analysis Run 8/3/2016 11:07 AM

Bridgeton LF Client: RSI Data: Bridgeton LF

Sanitas™ v.9.5.26 Software licensed to Jett Environmental Consulting, UG
Hollow symbols indicate censored values.

Within Limit

Prediction Limit

Intrawell Non-parametric

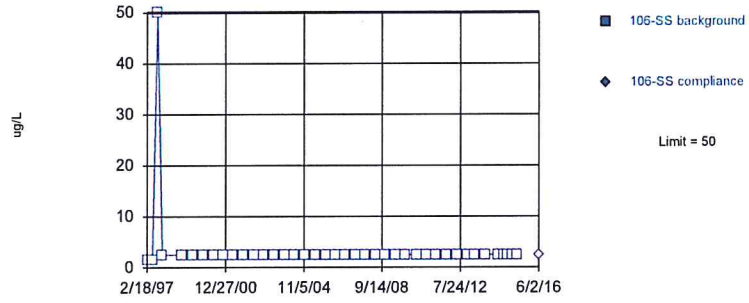

Non-parametric test used in lieu of parametric prediction limit because censored data exceeded 50%. Limit is highest of 40 background values. 100% NDs. Well-constituent pair annual alpha = 0.004602. Individual comparison alpha = 0.001152 (1 of 2). After outlier removal distribution was non-normal, so outlier results were invalidated.

Constituent: Antimony Total Analysis Run 8/3/2016 11:07 AM

Bridgeton LF Client: RSI Data: Bridgeton LF

Sanitas™ v.9.5.26 Software licensed to Jett Environmental Consulting, UG
Hollow symbols indicate censored values.

Within Limit

Prediction Limit

Intrawell Non-parametric

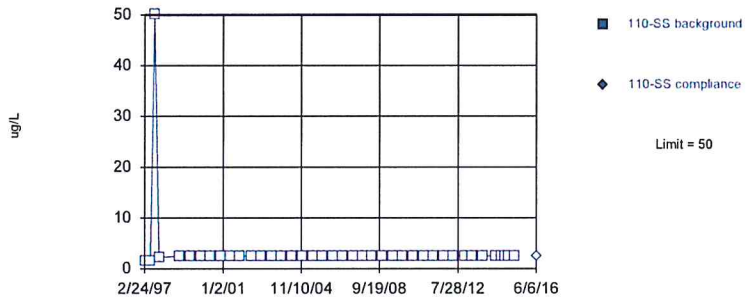

Non-parametric test used in lieu of parametric prediction limit because censored data exceeded 50%. Limit is highest of 40 background values. 100% NDs. Well-constituent pair annual alpha = 0.004602. Individual comparison alpha = 0.001152 (1 of 2). After outlier removal distribution was non-normal, so outlier results were invalidated.

Constituent: Antimony Total Analysis Run 8/3/2016 11:07 AM

Bridgeton LF Client: RSI Data: Bridgeton LF

Sanitas™ v.9.5.26 Software licensed to Jett Environmental Consulting, UG
Hollow symbols indicate censored values.

Within Limit

Prediction Limit

Intrawell Non-parametric

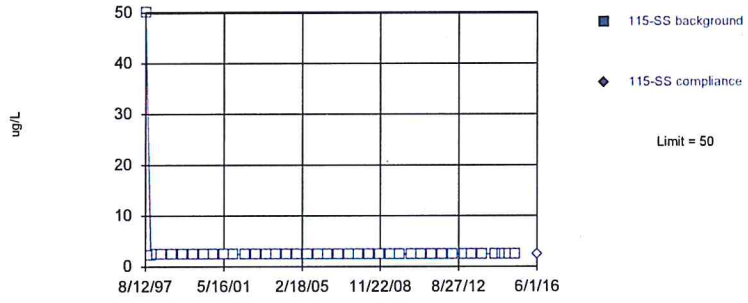

Non-parametric test used in lieu of parametric prediction limit because censored data exceeded 50%. Limit is highest of 40 background values. 100% NDs. Well-constituent pair annual alpha = 0.004602. Individual comparison alpha = 0.001152 (1 of 2). After outlier removal distribution was non-normal, so outlier results were invalidated.

Constituent: Antimony Total Analysis Run 8/3/2016 11:07 AM

Bridgeton LF Client: RSI Data: Bridgeton LF

Sanitas™ v.9.5.26 Software licensed to Jett Environmental Consulting, UG
Hollow symbols indicate censored values.

Within Limit

Prediction Limit

Intrawell Non-parametric

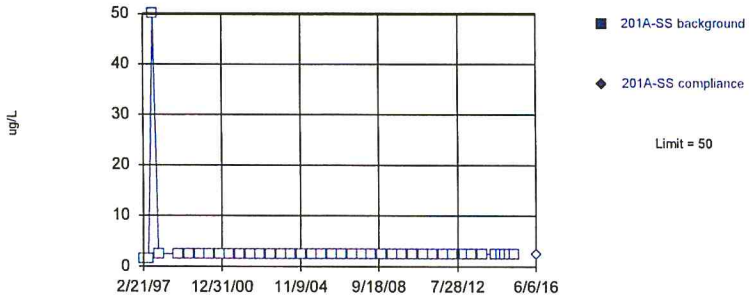

Non-parametric test used in lieu of parametric prediction limit because censored data exceeded 50%. Limit is highest of 40 background values. 100% NDs. Well-constituent pair annual alpha = 0.004602. Individual comparison alpha = 0.001152 (1 of 2). After outlier removal distribution was non-normal, so outlier results were invalidated.

Constituent: Antimony Total Analysis Run 8/3/2016 11:07 AM
Bridgeton LF Client: RSI Data: Bridgeton LF

Sanitas™ v.9.5.26 Software licensed to Jett Environmental Consulting, UG
Hollow symbols indicate censored values.

Within Limit

Prediction Limit

Intrawell Non-parametric

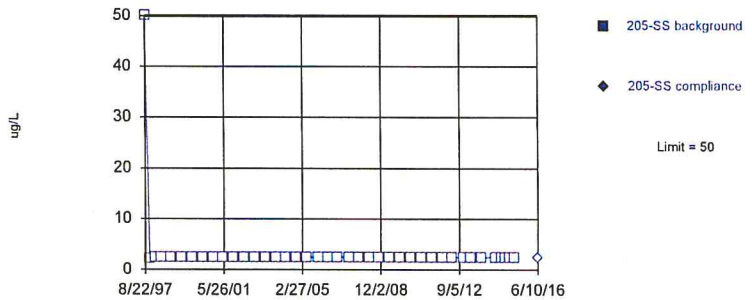

Non-parametric test used in lieu of parametric prediction limit because censored data exceeded 50%. Limit is highest of 40 background values. 100% NDs. Well-constituent pair annual alpha = 0.004602. Individual comparison alpha = 0.001152 (1 of 2). After outlier removal distribution was non-normal, so outlier results were invalidated.

Constituent: Antimony Total Analysis Run 8/3/2016 11:07 AM
Bridgeton LF Client: RSI Data: Bridgeton LF

Sanitas™ v.9.5.26 Software licensed to Jett Environmental Consulting, UG
Hollow symbols indicate censored values.

Within Limit

Prediction Limit

Intrawell Non-parametric

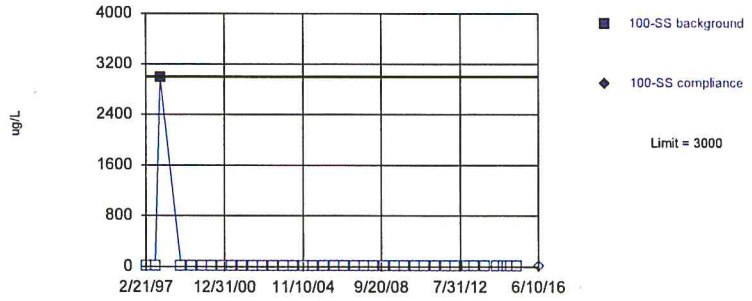

Non-parametric test used in lieu of parametric prediction limit because censored data exceeded 50%. Limit is highest of 40 background values. 97.5% NDs. Well-constituent pair annual alpha = 0.004602. Individual comparison alpha = 0.001152 (1 of 2). After outlier removal distribution was non-normal, so outlier results were invalidated.

Constituent: Arsenic Total Analysis Run 8/3/2016 11:07 AM
Bridgeton LF Client: RSI Data: Bridgeton LF

Sanitas™ v.9.5.26 Software licensed to Jett Environmental Consulting, UG
Hollow symbols indicate censored values.

Within Limit

Prediction Limit

Intrawell Non-parametric

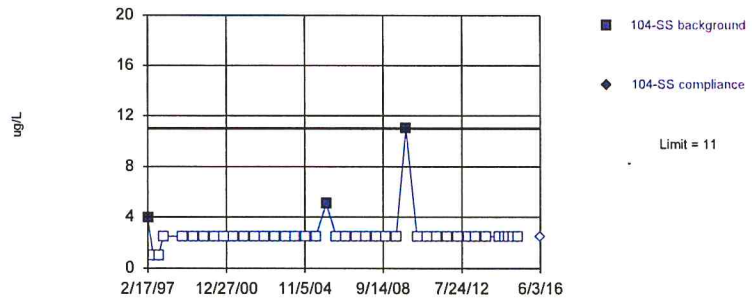

Non-parametric test used in lieu of parametric prediction limit because censored data exceeded 50%. Limit is highest of 40 background values. 92.5% NDs. Well-constituent pair annual alpha = 0.004602. Individual comparison alpha = 0.001152 (1 of 2). After outlier removal distribution was non-normal, so outlier results were invalidated.

Constituent: Arsenic Total Analysis Run 8/3/2016 11:07 AM
Bridgeton LF Client: RSI Data: Bridgeton LF

Sanitas™ v.9.5.26 Software licensed to Jett Environmental Consulting, UG
Hollow symbols indicate censored values.

Within Limit

Prediction Limit

Intrawell Non-parametric

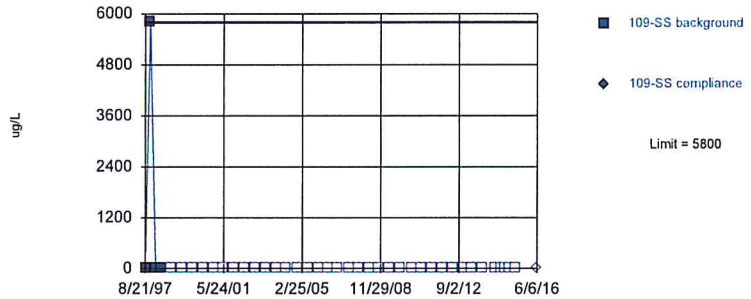

Non-parametric test used in lieu of parametric prediction limit because censored data exceeded 50%. Limit is highest of 40 background values. 90% NDs. Well-constituent pair annual alpha = 0.004602. Individual comparison alpha = 0.001152 (1 of 2). After outlier removal distribution was non-normal, so outlier results were invalidated.

Constituent: Arsenic Total Analysis Run 8/3/2016 11:07 AM
Bridgeton LF Client: RSI Data: Bridgeton LF

Sanitas™ v.9.5.26 Software licensed to Jett Environmental Consulting, UG
Hollow symbols indicate censored values.

Within Limit

Prediction Limit

Intrawell Non-parametric

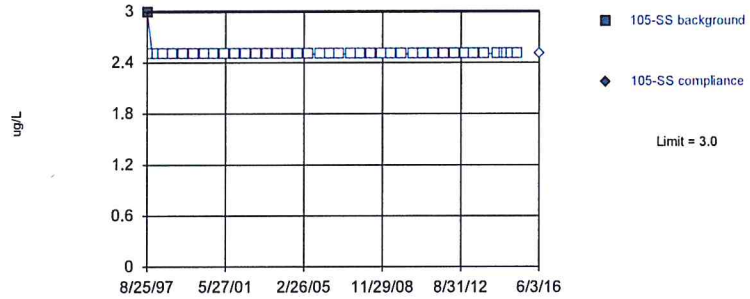

Non-parametric test used in lieu of parametric prediction limit because censored data exceeded 50%. Limit is highest of 40 background values. 97.5% NDs. Well-constituent pair annual alpha = 0.004602. Individual comparison alpha = 0.001152 (1 of 2). After outlier removal distribution was non-normal, so outlier results were invalidated.

Constituent: Arsenic Total Analysis Run 8/3/2016 11:07 AM
Bridgeton LF Client: RSI Data: Bridgeton LF

Sanitas™ v.9.5.26 Software licensed to Jett Environmental Consulting, UG
Hollow symbols indicate censored values.

Within Limit

Prediction Limit

Intrawell Non-parametric

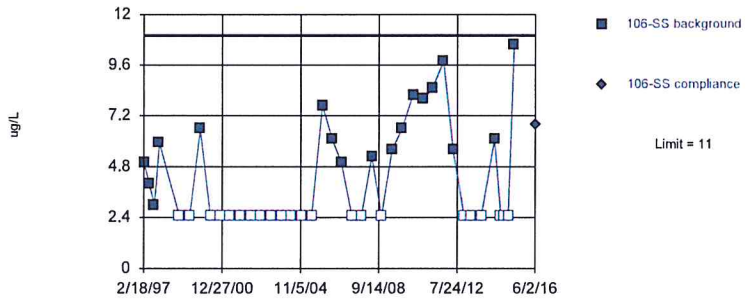

Non-parametric test used in lieu of parametric prediction limit because censored data exceeded 50%. Limit is highest of 40 background values. 55% NDs. Well-constituent pair annual alpha = 0.004602. Individual comparison alpha = 0.001152 (1 of 2). After outlier removal distribution was non-normal, so outlier results were invalidated.

Constituent: Arsenic Total Analysis Run 8/3/2016 11:07 AM
Bridgeton LF Client: RSI Data: Bridgeton LF

Sanitas™ v.9.5.26 Software licensed to Jett Environmental Consulting, UG
Hollow symbols indicate censored values.

Within Limit

Prediction Limit

Intrawell Non-parametric

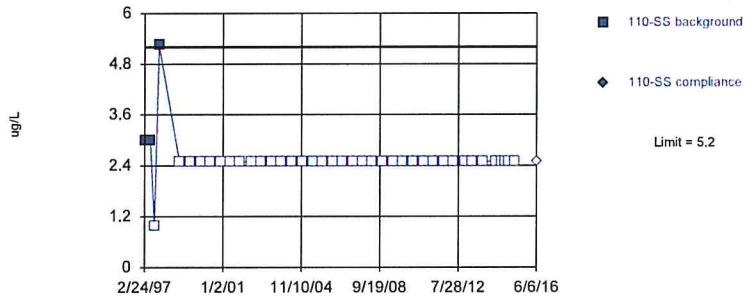

Non-parametric test used in lieu of parametric prediction limit because censored data exceeded 50%. Limit is highest of 40 background values. 92.5% NDs. Well-constituent pair annual alpha = 0.004602. Individual comparison alpha = 0.001152 (1 of 2). After outlier removal distribution was non-normal, so outlier results were invalidated.

Constituent: Arsenic Total Analysis Run 8/3/2016 11:07 AM
Bridgeton LF Client: RSI Data: Bridgeton LF

Sanitas™ v.9.5.26 Software licensed to Jett Environmental Consulting, UG
Hollow symbols indicate censored values.

Within Limit

Prediction Limit

Intrawell Non-parametric

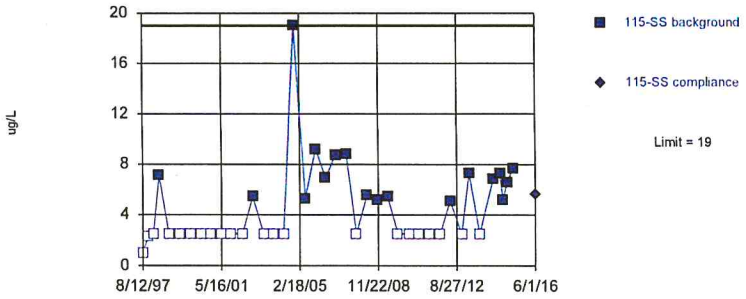

Non-parametric test used in lieu of parametric prediction limit because censored data exceeded 50%. Limit is highest of 40 background values. 55% NDs. Well-constituent pair annual alpha = 0.004602. Individual comparison alpha = 0.001152 (1 of 2). After outlier removal distribution was non-normal, so outlier results were invalidated.

Constituent: Arsenic Total Analysis Run 8/3/2016 11:07 AM
Bridgeton LF Client: RSI Data: Bridgeton LF

Sanitas™ v.9.5.26 Software licensed to Jett Environmental Consulting, UG
Hollow symbols indicate censored values.

Within Limit

Prediction Limit

Intrawell Non-parametric

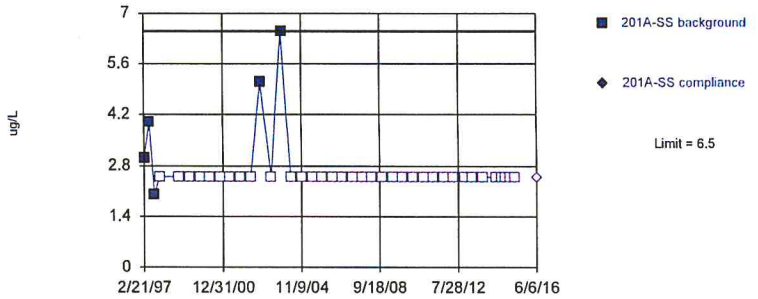

Non-parametric test used in lieu of parametric prediction limit because censored data exceeded 50%. Limit is highest of 40 background values. 87.5% NDs. Well-constituent pair annual alpha = 0.004602. Individual comparison alpha = 0.001152 (1 of 2). After outlier removal distribution was non-normal, so outlier results were invalidated.

Constituent: Arsenic Total Analysis Run 8/3/2016 11:07 AM
Bridgeton LF Client: RSI Data: Bridgeton LF

Sanitas™ v.9.5.26 Software licensed to Jett Environmental Consulting, UG
Hollow symbols indicate censored values.

Within Limit

Prediction Limit

Intrawell Non-parametric

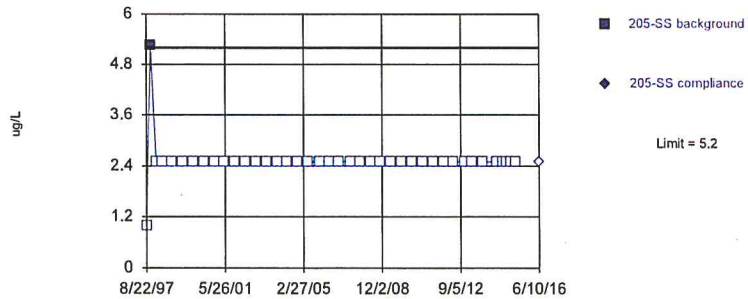

Non-parametric test used in lieu of parametric prediction limit because censored data exceeded 50%. Limit is highest of 40 background values. 97.5% NDs. Well-constituent pair annual alpha = 0.004602. Individual comparison alpha = 0.001152 (1 of 2). After outlier removal distribution was non-normal, so outlier results were invalidated.

Constituent: Arsenic Total Analysis Run 8/3/2016 11:07 AM
Bridgeton LF Client: RSI Data: Bridgeton LF

Sanitas™ v.9.5.26 Software licensed to Jett Environmental Consulting, UG

Within Limit

Prediction Limit

Intrawell Parametric

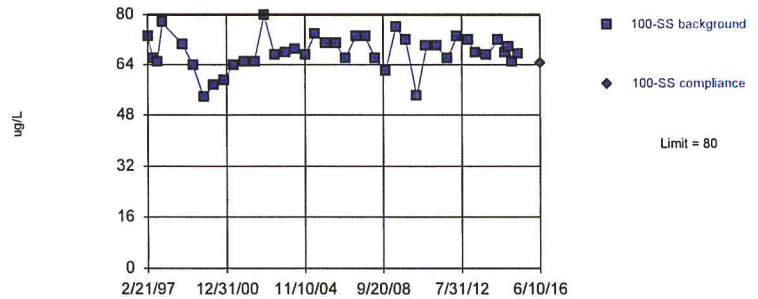

Background Data Summary (based on cube transformation): Mean=319653, Std. Dev.=75641, n=40. Normality test: Shapiro Wilk @alpha = 0.01, calculated = 0.9781, critical = 0.919. Kappa = 2.616 (c=34, w=9, 1 of 2, event alpha = 0.026). Report alpha = 0.00008608. EPA 1989 outlier screening was performed on the background data (to establish suspected outliers for Dixon's/Rosner's). No background outliers were found.

Constituent: Barium Total Analysis Run 8/3/2016 11:07 AM
Bridgeton LF Client: RSI Data: Bridgeton LF

Sanitas™ v.9.5.26 Software licensed to Jett Environmental Consulting, UG

Within Limit

Prediction Limit

Intrawell Parametric

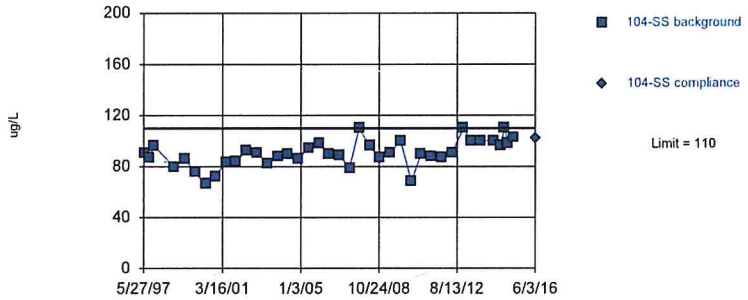

Background Data Summary (based on square transformation): Mean=8286, Std. Dev.=1849, n=39. Normality test: Shapiro Wilk @alpha = 0.01, calculated = 0.9676, critical = 0.917. Kappa = 2.626 (c=34, w=9, 1 of 2, event alpha = 0.026). Report alpha = 0.00008608. Rosner's outlier test was performed on the background data. One background outlier was removed: 214 (2/17/1997).

Constituent: Barium Total Analysis Run 8/3/2016 11:07 AM

Bridgeton LF Client: RSI Data: Bridgeton LF

Sanitas™ v.9.5.26 Software licensed to Jett Environmental Consulting, UG

Within Limit

Prediction Limit

Intrawell Parametric

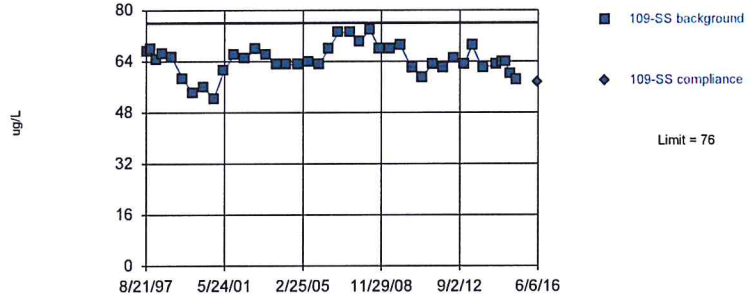

Background Data Summary (based on square transformation): Mean=4156, Std. Dev.=605.3, n=40. Normality test: Shapiro Wilk @alpha = 0.01, calculated = 0.9757, critical = 0.919. Kappa = 2.616 (c=34, w=9, 1 of 2, event alpha = 0.026). Report alpha = 0.00008608. EPA 1989 outlier screening was performed on the background data (to establish suspected outliers for Dixon's/Rosner's). No background outliers were found.

Constituent: Barium Total Analysis Run 8/3/2016 11:07 AM

Bridgeton LF Client: RSI Data: Bridgeton LF

Sanitas™ v.9.5.26 Software licensed to Jett Environmental Consulting, UG

Within Limit

Prediction Limit

Intrawell Parametric

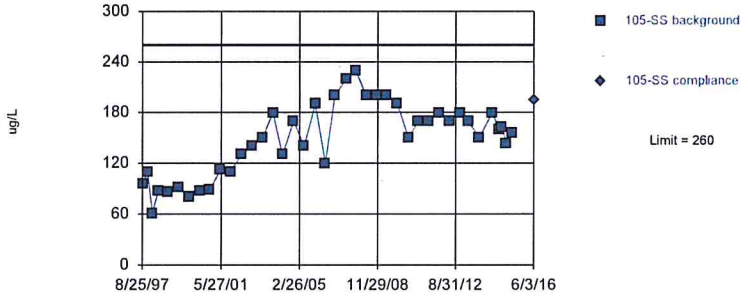

Background Data Summary: Mean=148.5, Std. Dev.=42.94, n=40. Normality test: Shapiro Wilk @alpha = 0.01, calculated = 0.9578, critical = 0.919. Kappa = 2.616 (c=34, w=9, 1 of 2, event alpha = 0.026). Report alpha = 0.00008608. EPA 1989 outlier screening was performed on the background data (to establish suspected outliers for Dixon's/Rosner's). No background outliers were found.

Constituent: Barium Total Analysis Run 8/3/2016 11:07 AM

Bridgeton LF Client: RSI Data: Bridgeton LF

Sanitas™ v.9.5.26 Software licensed to Jett Environmental Consulting, UG

Within Limit

Prediction Limit

Intrawell Parametric

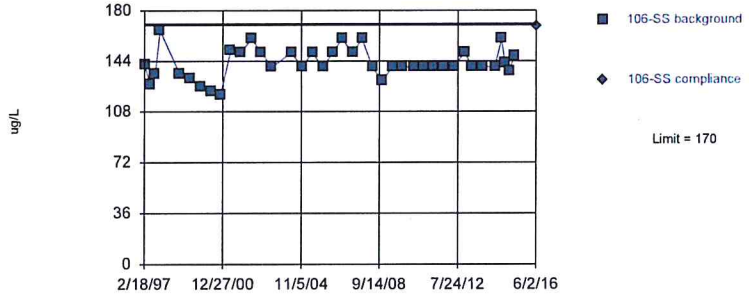

Background Data Summary (based on cube root transformation): Mean=5.223, Std. Dev.=0.1277, n=39. Normality test: Shapiro Wilk @alpha = 0.01, calculated = 0.9465, critical = 0.917. Kappa = 2.626 (c=34, w=9, 1 of 2, event alpha = 0.026). Report alpha = 0.00008608. Rosner's outlier test was performed on the background data. One background outlier was removed: 78 (11/20/2003).

Constituent: Barium Total Analysis Run 8/3/2016 11:07 AM

Bridgeton LF Client: RSI Data: Bridgeton LF

Sanitas™ v.9.5.26 Software licensed to Jett Environmental Consulting, UG

Within Limit

Prediction Limit

Intrawell Parametric

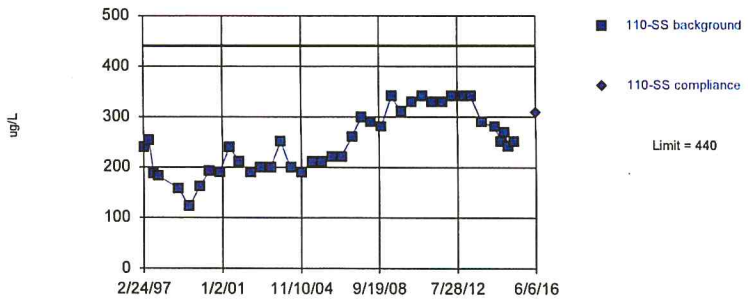

Background Data Summary (based on cube root transformation): Mean=6.244, Std. Dev.=0.5182, n=40. Normality test: Shapiro Wilk @alpha = 0.01, calculated = 0.9456, critical = 0.919. Kappa = 2.616 (c=34, w=9, 1 of 2, event alpha = 0.026). Report alpha = 0.00008608. EPA 1989 outlier screening was performed on the background data (to establish suspected outliers for Dixon's/Rosner's). No background outliers were found.

Constituent: Barium Total Analysis Run 8/3/2016 11:07 AM

Bridgeton LF Client: RSI Data: Bridgeton LF

Sanitas™ v.9.5.26 Software licensed to Jett Environmental Consulting, UG

Within Limit

Prediction Limit

Intrawell Non-parametric

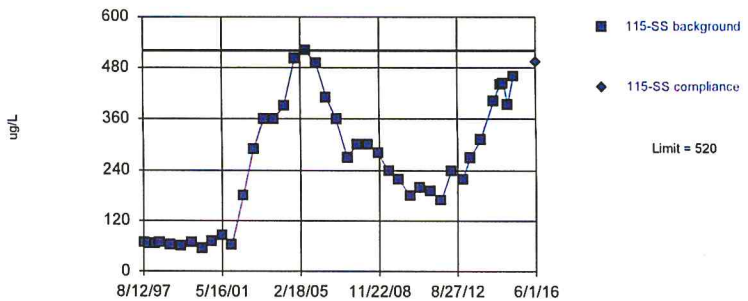

Non-parametric test used in lieu of parametric prediction limit because the Shapiro Wilk normality test showed the data to be non-normal at the 0.01 alpha level. Limit is highest of 40 background values. Well-constituent pair annual alpha = 0.004602. Individual comparison alpha = 0.001152 (1 of 2). After outlier removal distribution was non-normal, so outlier results were invalidated.

Constituent: Barium Total Analysis Run 8/3/2016 11:07 AM

Bridgeton LF Client: RSI Data: Bridgeton LF

Sanitas™ v.9.5.26 Software licensed to Jett Environmental Consulting, UG

Within Limit

Prediction Limit

Intrawell Parametric

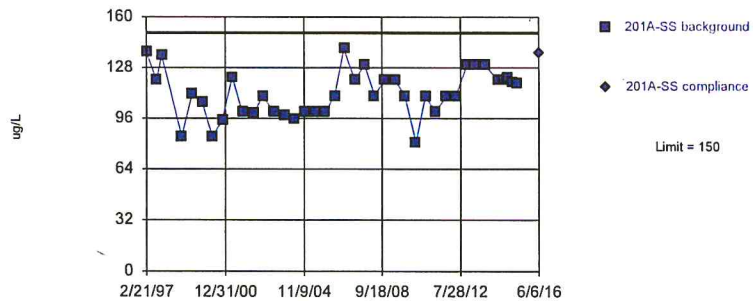

Background Data Summary: Mean=111.8, Std. Dev.=14.77, n=39. Normality test: Shapiro Wilk @alpha = 0.01, calculated = 0.9618, critical = 0.917. Kappa = 2.626 (c=34, w=9, 1 of 2, event alpha = 0.026). Report alpha = 0.00008608. Rosner's outlier test was performed on the background data. One background outlier was removed: 206 (5/27/1997).

Constituent: Barium Total Analysis Run 8/3/2016 11:07 AM

Bridgeton LF Client: RSI Data: Bridgeton LF

Sanitas™ v.9.5.26 Software licensed to Jett Environmental Consulting, UG

Within Limit

Prediction Limit

Intrawell Non-parametric

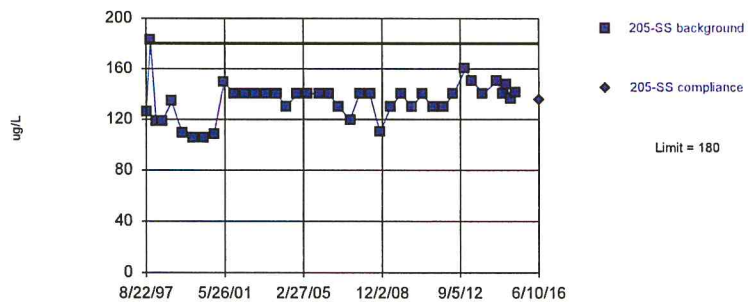

Non-parametric test used in lieu of parametric prediction limit because the Shapiro Wilk normality test showed the data to be non-normal at the 0.01 alpha level. Limit is highest of 40 background values. Well-constituent pair annual alpha = 0.004602. Individual comparison alpha = 0.001152 (1 of 2). After outlier removal distribution was non-normal, so outlier results were invalidated.

Constituent: Barium Total Analysis Run 8/3/2016 11:07 AM

Bridgeton LF Client: RSI Data: Bridgeton LF

Sanitas™ v.9.5.26 Software licensed to Jett Environmental Consulting, UG
Hollow symbols indicate censored values.

Within Limit

Prediction Limit

Intrawell Non-parametric

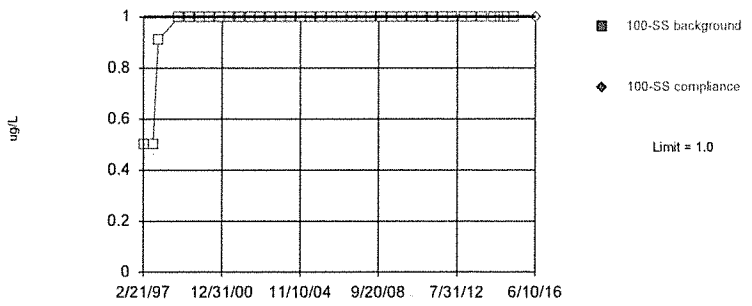

Non-parametric test used in lieu of parametric prediction limit because censored data exceeded 50%. Limit is highest of 40 background values. 100% NDs. Well-constituent pair annual alpha = 0.004602. Individual comparison alpha = 0.001152 (1 of 2). After outlier removal distribution was non-normal, so outlier results were invalidated.

Constituent: Beryllium Total Analysis Run 8/3/2016 11:07 AM
Bridgeton LF Client: RSI Data: Bridgeton LF

Sanitas™ v.9.5.26 Software licensed to Jett Environmental Consulting, UG
Hollow symbols indicate censored values.

Within Limit

Prediction Limit

Intrawell Non-parametric

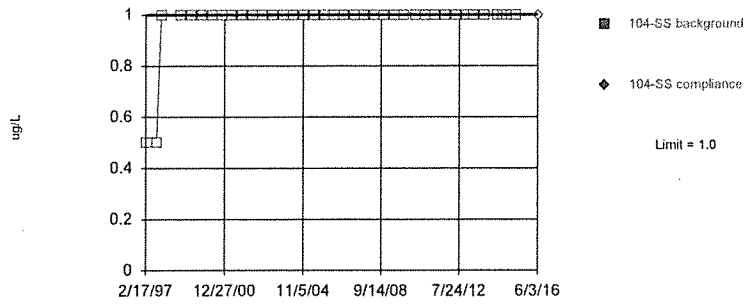

Non-parametric test used in lieu of parametric prediction limit because censored data exceeded 50%. Limit is highest of 40 background values. 100% NDs. Well-constituent pair annual alpha = 0.004602. Individual comparison alpha = 0.001152 (1 of 2). After outlier removal distribution was non-normal, so outlier results were invalidated.

Constituent: Beryllium Total Analysis Run 8/3/2016 11:08 AM
Bridgeton LF Client: RSI Data: Bridgeton LF

Sanitas™ v.9.5.26 Software licensed to Jett Environmental Consulting, UG
Hollow symbols indicate censored values.

Within Limit

Prediction Limit

Intrawell Non-parametric

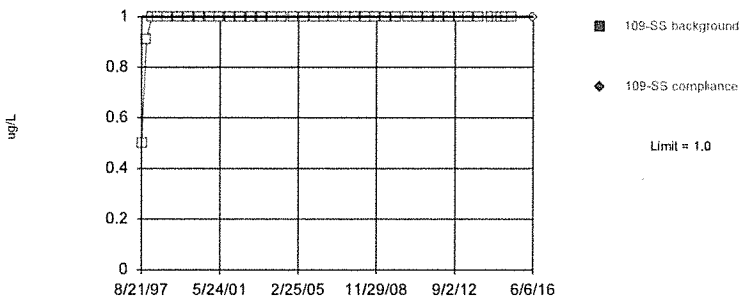

Non-parametric test used in lieu of parametric prediction limit because censored data exceeded 50%. Limit is highest of 40 background values. 100% NDs. Well-constituent pair annual alpha = 0.004602. Individual comparison alpha = 0.001152 (1 of 2). After outlier removal distribution was non-normal, so outlier results were invalidated.

Constituent: Beryllium Total Analysis Run 8/3/2016 11:08 AM
Bridgeton LF Client: RSI Data: Bridgeton LF

Sanitas™ v.9.5.26 Software licensed to Jett Environmental Consulting, UG
Hollow symbols indicate censored values.

Within Limit

Prediction Limit

Intrawell Non-parametric

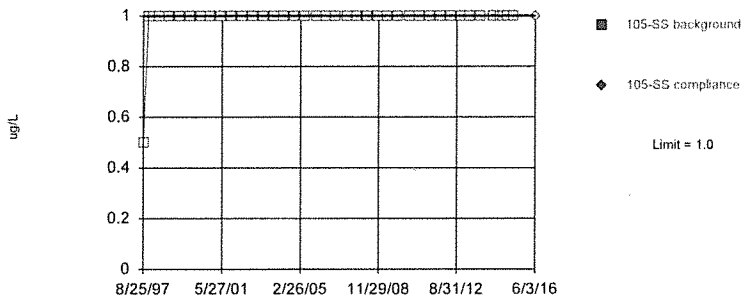

Non-parametric test used in lieu of parametric prediction limit because censored data exceeded 50%. Limit is highest of 40 background values. 100% NDs. Well-constituent pair annual alpha = 0.004602. Individual comparison alpha = 0.001152 (1 of 2). After outlier removal distribution was non-normal, so outlier results were invalidated.

Constituent: Beryllium Total Analysis Run 8/3/2016 11:08 AM
Bridgeton LF Client: RSI Data: Bridgeton LF

Sanitas™ v.9.5.26 Software licensed to Jett Environmental Consulting, UG
Hollow symbols indicate censored values.

Within Limit

Prediction Limit

Intrawell Non-parametric

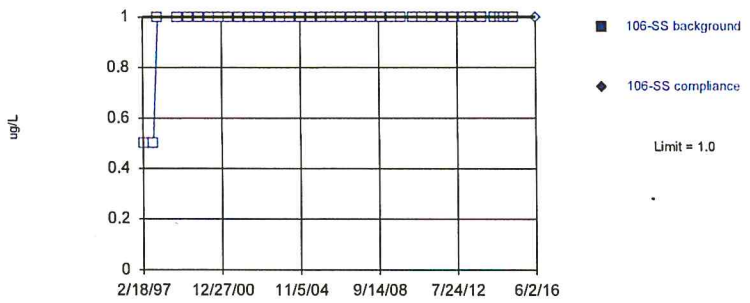

Non-parametric test used in lieu of parametric prediction limit because censored data exceeded 50%. Limit is highest of 40 background values. 100% NDs. Well-constituent pair annual alpha = 0.004602. Individual comparison alpha = 0.001152 (1 of 2). After outlier removal distribution was non-normal, so outlier results were invalidated.

Constituent: Beryllium Total Analysis Run 8/3/2016 11:08 AM
Bridgeton LF Client: RSI Data: Bridgeton LF

Sanitas™ v.9.5.26 Software licensed to Jett Environmental Consulting, UG
Hollow symbols indicate censored values.

Within Limit

Prediction Limit

Intrawell Non-parametric

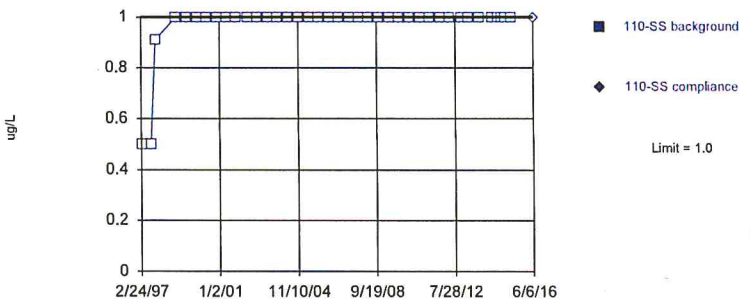

Non-parametric test used in lieu of parametric prediction limit because censored data exceeded 50%. Limit is highest of 40 background values. 100% NDs. Well-constituent pair annual alpha = 0.004602. Individual comparison alpha = 0.001152 (1 of 2). After outlier removal distribution was non-normal, so outlier results were invalidated.

Constituent: Beryllium Total Analysis Run 8/3/2016 11:08 AM
Bridgeton LF Client: RSI Data: Bridgeton LF

Sanitas™ v.9.5.26 Software licensed to Jett Environmental Consulting, UG
Hollow symbols indicate censored values.

Within Limit

Prediction Limit

Intrawell Non-parametric

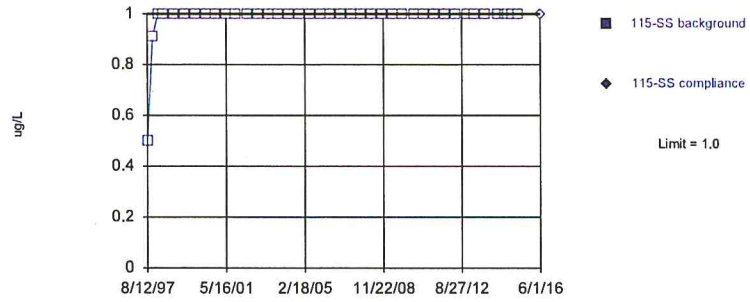

Non-parametric test used in lieu of parametric prediction limit because censored data exceeded 50%. Limit is highest of 40 background values. 100% NDs. Well-constituent pair annual alpha = 0.004602. Individual comparison alpha = 0.001152 (1 of 2). After outlier removal distribution was non-normal, so outlier results were invalidated.

Constituent: Beryllium Total Analysis Run 8/3/2016 11:08 AM
Bridgeton LF Client: RSI Data: Bridgeton LF

Sanitas™ v.9.5.26 Software licensed to Jett Environmental Consulting, UG
Hollow symbols indicate censored values.

Within Limit

Prediction Limit

Intrawell Non-parametric

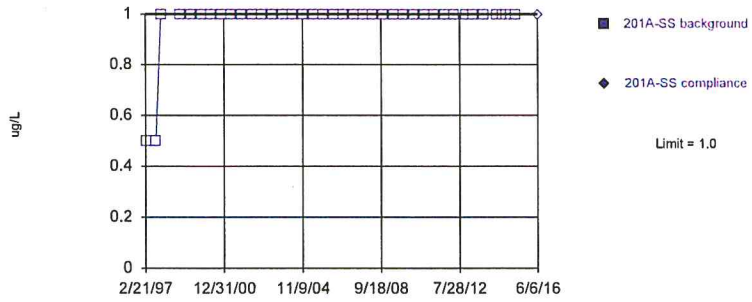

Non-parametric test used in lieu of parametric prediction limit because censored data exceeded 50%. Limit is highest of 40 background values. 100% NDs. Well-constituent pair annual alpha = 0.004602. Individual comparison alpha = 0.001152 (1 of 2). After outlier removal distribution was non-normal, so outlier results were invalidated.

Constituent: Beryllium Total Analysis Run 8/3/2016 11:08 AM
Bridgeton LF Client: RSI Data: Bridgeton LF

Sanitas™ v.9.5.26 Software licensed to Jett Environmental Consulting. UG
Hollow symbols indicate censored values.

Within Limit

Prediction Limit

Intrawell Non-parametric

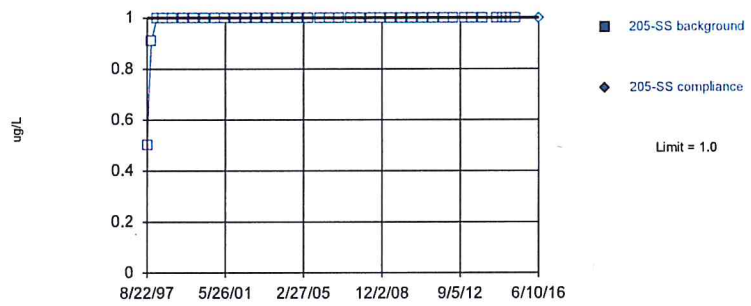

Non-parametric test used in lieu of parametric prediction limit because censored data exceeded 50%. Limit is highest of 40 background values. 100% NDs. Well-constituent pair annual alpha = 0.004602. Individual comparison alpha = 0.001152 (1 of 2). After outlier removal distribution was non-normal, so outlier results were invalidated.

Constituent: Beryllium Total Analysis Run 8/3/2016 11:08 AM
Bridgeton LF Client: RSI Data: Bridgeton LF

Sanitas™ v.9.5.26 Software licensed to Jett Environmental Consulting. UG
Hollow symbols indicate censored values.

Within Limit

Prediction Limit

Intrawell Parametric

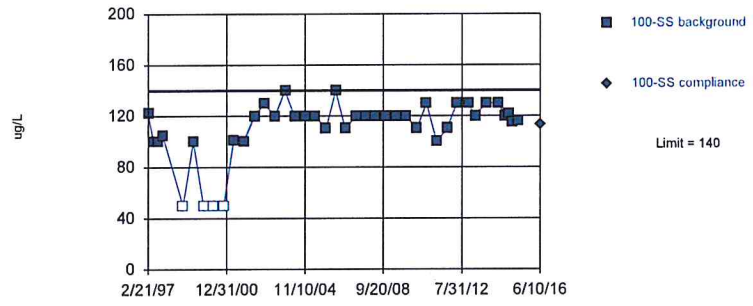

Background Data Summary (based on x^4 transformation): Mean=1.8e8, Std. Dev.=9.2e7, n=40, 10% NDs. Normality test: Shapiro Wilk @alpha = 0.01, calculated = 0.9305, critical = 0.919. Kappa = 2.616 (c=34, w=9, 1 of 2, event alpha = 0.026). Report alpha = 0.00008608. After outlier removal distribution was non-normal, so outlier results were invalidated.

Constituent: Boron Total Analysis Run 8/3/2016 11:08 AM
Bridgeton LF Client: RSI Data: Bridgeton LF

Sanitas™ v.9.5.26 Software licensed to Jett Environmental Consulting. UG
Hollow symbols indicate censored values.

Within Limit

Prediction Limit

Intrawell Non-parametric

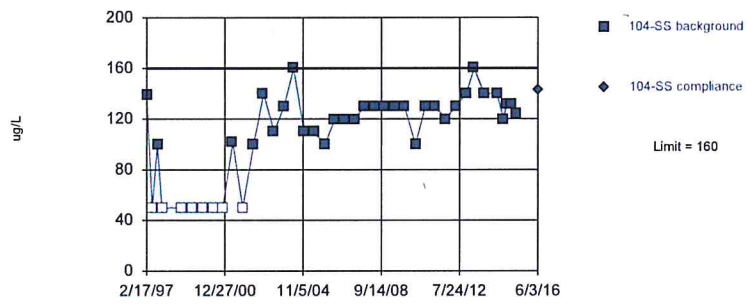

Non-parametric test used in lieu of parametric prediction limit because the Shapiro Wilk normality test showed the data to be non-normal at the 0.01 alpha level. Limit is highest of 40 background values. 20% NDs. Well-constituent pair annual alpha = 0.004602. Individual comparison alpha = 0.001152 (1 of 2). After outlier removal distribution was non-normal, so outlier results were invalidated.

Constituent: Boron Total Analysis Run 8/3/2016 11:08 AM
Bridgeton LF Client: RSI Data: Bridgeton LF

Sanitas™ v.9.5.26 Software licensed to Jett Environmental Consulting. UG

Within Limit

Prediction Limit

Intrawell Non-parametric

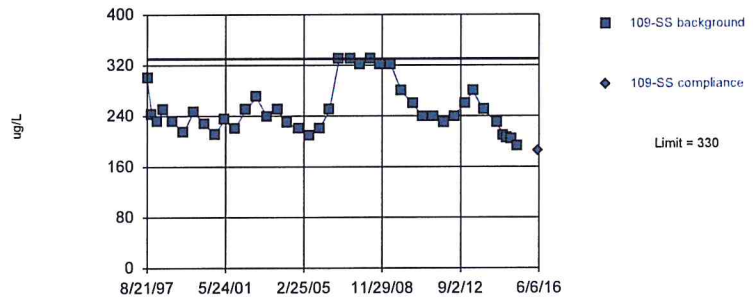

Non-parametric test used in lieu of parametric prediction limit because the Shapiro Wilk normality test showed the data to be non-normal at the 0.01 alpha level. Limit is highest of 40 background values. Well-constituent pair annual alpha = 0.004602. Individual comparison alpha = 0.001152 (1 of 2). After outlier removal distribution was non-normal, so outlier results were invalidated.

Constituent: Boron Total Analysis Run 8/3/2016 11:08 AM
Bridgeton LF Client: RSI Data: Bridgeton LF

Sanitas™ v.9.5.26 Software licensed to Jett Environmental Consulting, UG
Hollow symbols indicate censored values.

Within Limit

Prediction Limit

Intrawell Non-parametric

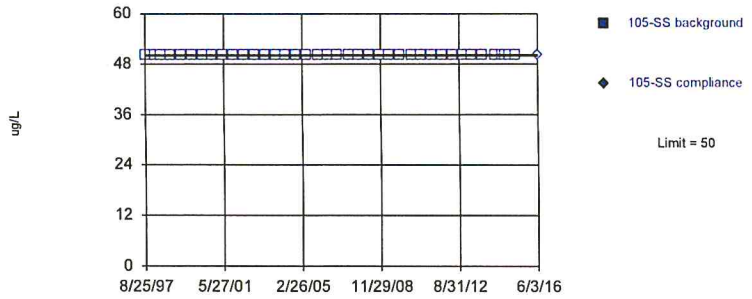

Non-parametric test used in lieu of parametric prediction limit because censored data exceeded 50%. Limit is highest of 40 background values. 100% NDs. Well-constituent pair annual alpha = 0.004602. Individual comparison alpha = 0.001152 (1 of 2). After outlier removal distribution was non-normal, so outlier results were invalidated.

Constituent: Boron Total Analysis Run 8/3/2016 11:08 AM
Bridgeton LF Client: RSI Data: Bridgeton LF

Sanitas™ v.9.5.26 Software licensed to Jett Environmental Consulting, UG
Hollow symbols indicate censored values.

Within Limit

Prediction Limit

Intrawell Non-parametric

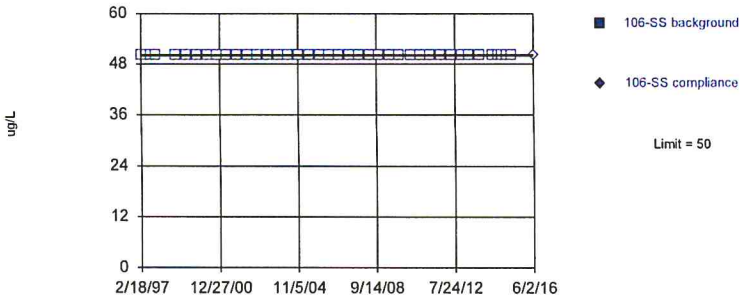

Non-parametric test used in lieu of parametric prediction limit because censored data exceeded 50%. Limit is highest of 40 background values. 100% NDs. Well-constituent pair annual alpha = 0.004602. Individual comparison alpha = 0.001152 (1 of 2). After outlier removal distribution was non-normal, so outlier results were invalidated.

Constituent: Boron Total Analysis Run 8/3/2016 11:08 AM
Bridgeton LF Client: RSI Data: Bridgeton LF

Sanitas™ v.9.5.26 Software licensed to Jett Environmental Consulting, UG

Within Limit

Prediction Limit

Intrawell Parametric

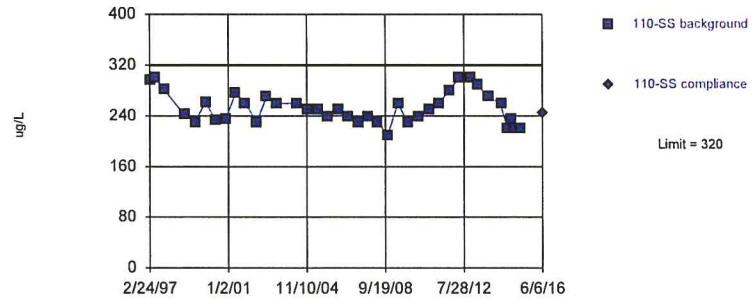

Background Data Summary (based on natural log transformation): Mean=5.529, Std. Dev.=0.09624, n=38. Normality test: Shapiro Wilk @alpha = 0.01, calculated = 0.9502, critical = 0.916. Kappa = 2.635 (c=34, w=9, 1 of 2, event alpha = 0.026). Report alpha = 0.00008608. Rosner's outlier test was performed on the background data. Two background outliers were removed: <100 (8/22/1997); 400 (11/20/2003).

Constituent: Boron Total Analysis Run 8/3/2016 11:08 AM
Bridgeton LF Client: RSI Data: Bridgeton LF

Sanitas™ v.9.5.26 Software licensed to Jett Environmental Consulting, UG
Hollow symbols indicate censored values.

Within Limit

Prediction Limit

Intrawell Non-parametric

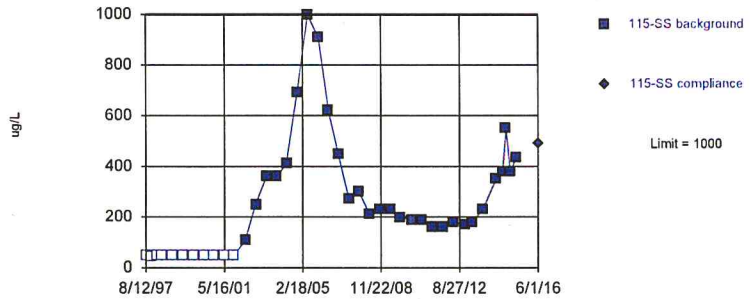

Non-parametric test used in lieu of parametric prediction limit because the Shapiro Wilk normality test showed the data to be non-normal at the 0.01 alpha level. Limit is highest of 40 background values. 27.5% NDs. Well-constituent pair annual alpha = 0.004602. Individual comparison alpha = 0.001152 (1 of 2). After outlier removal distribution was non-normal, so outlier results were invalidated.

Constituent: Boron Total Analysis Run 8/3/2016 11:08 AM
Bridgeton LF Client: RSI Data: Bridgeton LF

Sanitas™ v.9.5.26 Software licensed to Jett Environmental Consulting, UG
Hollow symbols indicate censored values.

Within Limit

Prediction Limit

Intrawell Non-parametric

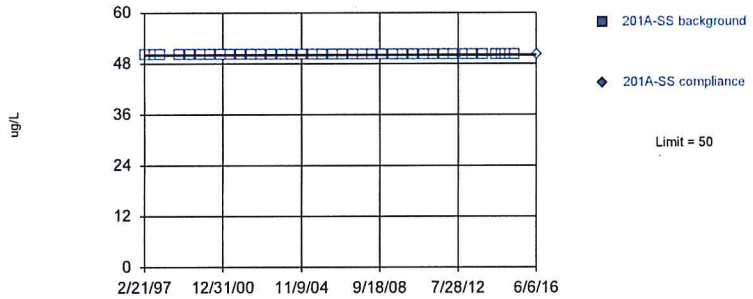

Non-parametric test used in lieu of parametric prediction limit because censored data exceeded 50%. Limit is highest of 40 background values. 100% NDs. Well-constituent pair annual alpha = 0.004602. Individual comparison alpha = 0.001152 (1 of 2). After outlier removal distribution was non-normal, so outlier results were invalidated.

Constituent: Boron Total Analysis Run 8/3/2016 11:08 AM
Bridgeton LF Client: RSI Data: Bridgeton LF

Sanitas™ v.9.5.26 Software licensed to Jett Environmental Consulting, UG
Hollow symbols indicate censored values.

Within Limit

Prediction Limit

Intrawell Non-parametric

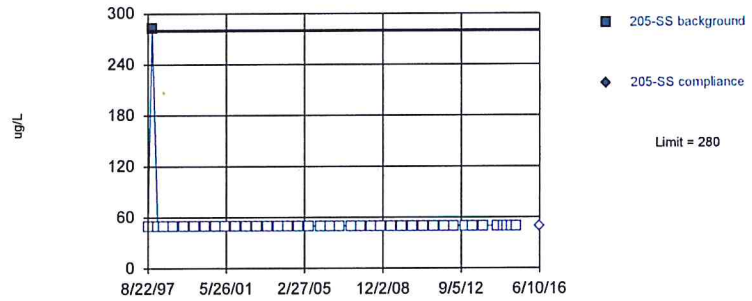

Non-parametric test used in lieu of parametric prediction limit because censored data exceeded 50%. Limit is highest of 40 background values. 97.5% NDs. Well-constituent pair annual alpha = 0.004602. Individual comparison alpha = 0.001152 (1 of 2). After outlier removal distribution was non-normal, so outlier results were invalidated.

Constituent: Boron Total Analysis Run 8/3/2016 11:08 AM
Bridgeton LF Client: RSI Data: Bridgeton LF

Sanitas™ v.9.5.26 Software licensed to Jett Environmental Consulting, UG
Hollow symbols indicate censored values.

Within Limit

Prediction Limit

Intrawell Non-parametric

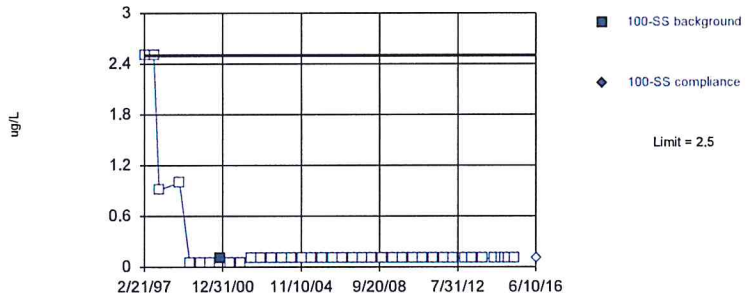

Non-parametric test used in lieu of parametric prediction limit because censored data exceeded 50%. Limit is highest of 40 background values. 97.5% NDs. Well-constituent pair annual alpha = 0.004602. Individual comparison alpha = 0.001152 (1 of 2). After outlier removal distribution was non-normal, so outlier results were invalidated.

Constituent: Cadmium Total Analysis Run 8/3/2016 11:08 AM
Bridgeton LF Client: RSI Data: Bridgeton LF

Sanitas™ v.9.5.26 Software licensed to Jett Environmental Consulting, UG
Hollow symbols indicate censored values.

Within Limit

Prediction Limit

Intrawell Non-parametric

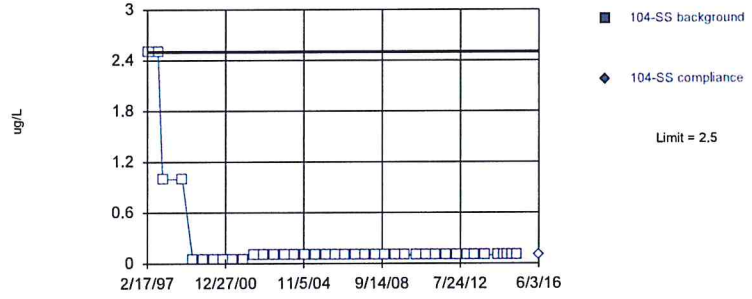

Non-parametric test used in lieu of parametric prediction limit because censored data exceeded 50%. Limit is highest of 40 background values. 100% NDs. Well-constituent pair annual alpha = 0.004602. Individual comparison alpha = 0.001152 (1 of 2). After outlier removal distribution was non-normal, so outlier results were invalidated.

Constituent: Cadmium Total Analysis Run 8/3/2016 11:08 AM
Bridgeton LF Client: RSI Data: Bridgeton LF

Sanitas™ v.9.5.26 Software licensed to Jett Environmental Consulting, UG
Hollow symbols indicate censored values.

Within Limit

Prediction Limit

Intrawell Non-parametric

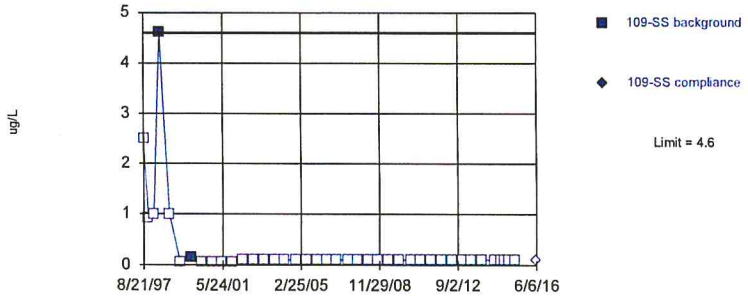

Non-parametric test used in lieu of parametric prediction limit because censored data exceeded 50%. Limit is highest of 40 background values. 95% NDs. Well-constituent pair annual alpha = 0.004602. Individual comparison alpha = 0.001152 (1 of 2). After outlier removal distribution was non-normal, so outlier results were invalidated.

Constituent: Cadmium Total Analysis Run 8/3/2016 11:08 AM

Bridgeton LF Client: RSI Data: Bridgeton LF

Sanitas™ v.9.5.26 Software licensed to Jett Environmental Consulting, UG
Hollow symbols indicate censored values.

Within Limit

Prediction Limit

Intrawell Non-parametric

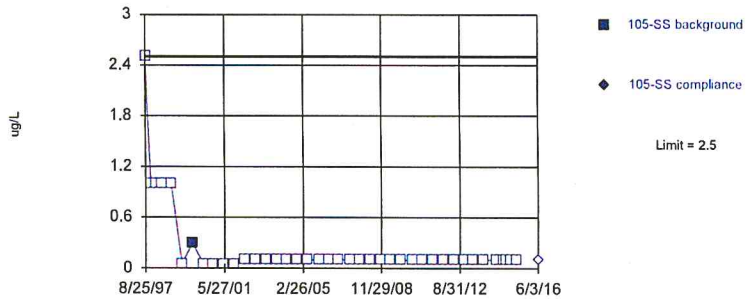

Non-parametric test used in lieu of parametric prediction limit because censored data exceeded 50%. Limit is highest of 40 background values. 97.5% NDs. Well-constituent pair annual alpha = 0.004602. Individual comparison alpha = 0.001152 (1 of 2). After outlier removal distribution was non-normal, so outlier results were invalidated.

Constituent: Cadmium Total Analysis Run 8/3/2016 11:08 AM

Bridgeton LF Client: RSI Data: Bridgeton LF

Sanitas™ v.9.5.26 Software licensed to Jett Environmental Consulting, UG
Hollow symbols indicate censored values.

Within Limit

Prediction Limit

Intrawell Non-parametric

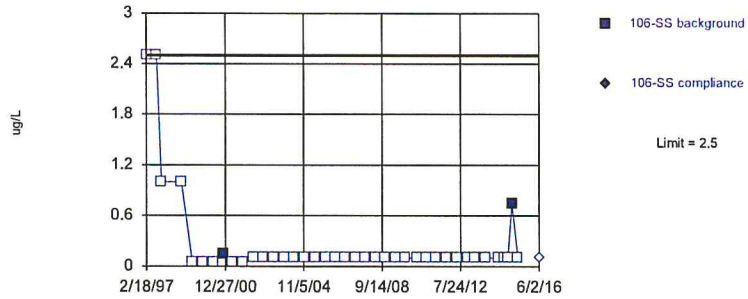

Non-parametric test used in lieu of parametric prediction limit because censored data exceeded 50%. Limit is highest of 40 background values. 95% NDs. Well-constituent pair annual alpha = 0.004602. Individual comparison alpha = 0.001152 (1 of 2). After outlier removal distribution was non-normal, so outlier results were invalidated.

Constituent: Cadmium Total Analysis Run 8/3/2016 11:08 AM

Bridgeton LF Client: RSI Data: Bridgeton LF

Sanitas™ v.9.5.26 Software licensed to Jett Environmental Consulting, UG
Hollow symbols indicate censored values.

Within Limit

Prediction Limit

Intrawell Non-parametric

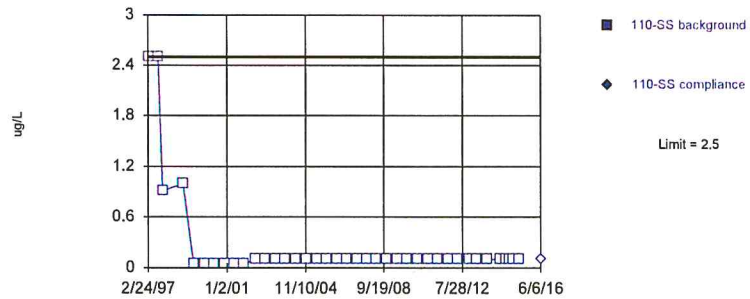

Non-parametric test used in lieu of parametric prediction limit because censored data exceeded 50%. Limit is highest of 40 background values. 100% NDs. Well-constituent pair annual alpha = 0.004602. Individual comparison alpha = 0.001152 (1 of 2). After outlier removal distribution was non-normal, so outlier results were invalidated.

Constituent: Cadmium Total Analysis Run 8/3/2016 11:08 AM

Bridgeton LF Client: RSI Data: Bridgeton LF

Sanitas™ v.9.5.26 Software licensed to Jett Environmental Consulting, UG
Hollow symbols indicate censored values.

Within Limit

Prediction Limit

Intrawell Non-parametric

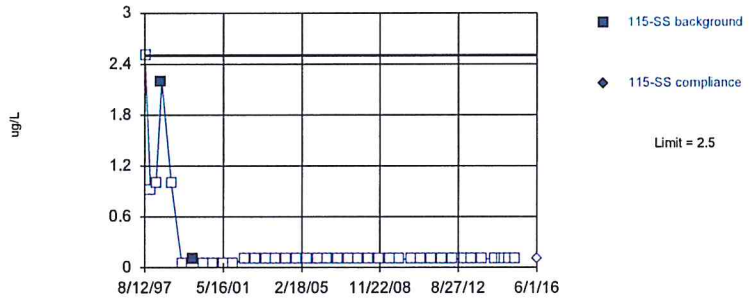

Non-parametric test used in lieu of parametric prediction limit because censored data exceeded 50%. Limit is highest of 40 background values. 95% NDs. Well-constituent pair annual alpha = 0.004602. Individual comparison alpha = 0.001152 (1 of 2). After outlier removal distribution was non-normal, so outlier results were invalidated.

Constituent: Cadmium Total Analysis Run 8/3/2016 11:08 AM
Bridgeton LF Client: RSI Data: Bridgeton LF

Sanitas™ v.9.5.26 Software licensed to Jett Environmental Consulting, UG
Hollow symbols indicate censored values.

Within Limit

Prediction Limit

Intrawell Non-parametric

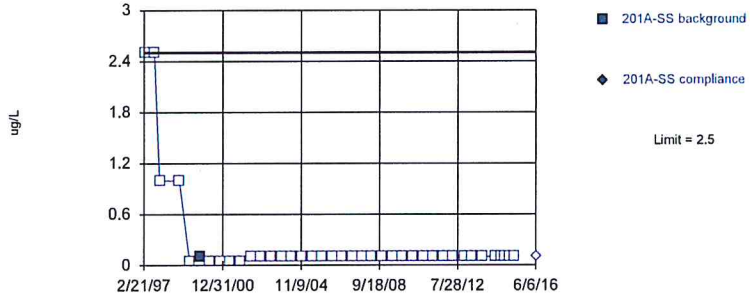

Non-parametric test used in lieu of parametric prediction limit because censored data exceeded 50%. Limit is highest of 40 background values. 97.5% NDs. Well-constituent pair annual alpha = 0.004602. Individual comparison alpha = 0.001152 (1 of 2). After outlier removal distribution was non-normal, so outlier results were invalidated.

Constituent: Cadmium Total Analysis Run 8/3/2016 11:08 AM
Bridgeton LF Client: RSI Data: Bridgeton LF

Sanitas™ v.9.5.26 Software licensed to Jett Environmental Consulting, UG
Hollow symbols indicate censored values.

Within Limit

Prediction Limit

Intrawell Non-parametric

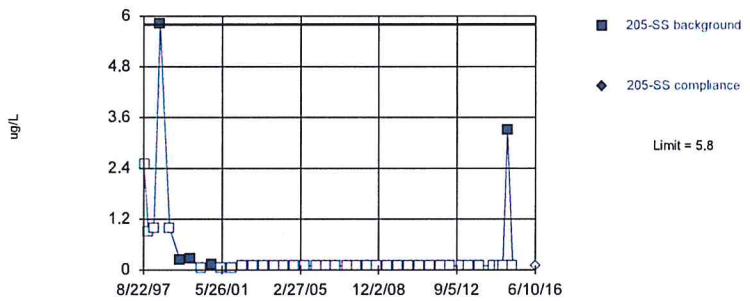

Non-parametric test used in lieu of parametric prediction limit because censored data exceeded 50%. Limit is highest of 40 background values. 87.5% NDs. Well-constituent pair annual alpha = 0.004602. Individual comparison alpha = 0.001152 (1 of 2). After outlier removal distribution was non-normal, so outlier results were invalidated.

Constituent: Cadmium Total Analysis Run 8/3/2016 11:08 AM
Bridgeton LF Client: RSI Data: Bridgeton LF

Sanitas™ v.9.5.26 Software licensed to Jett Environmental Consulting, UG

Within Limit

Prediction Limit

Intrawell Parametric

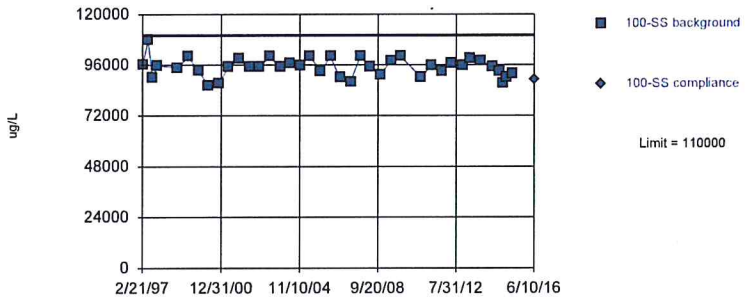

Background Data Summary (based on natural log transformation): Mean=11.46, Std. Dev.=0.04697, n=39. Normality test: Shapiro Wilk @alpha = 0.01, calculated = 0.9614, critical = 0.917. Kappa = 2.626 (c=34, w=9, 1 of 2, event alpha = 0.026). Report alpha = 0.00008608. Rosner's outlier test was performed on the background data. One background outlier was removed: 76000 (5/19/2010).

Constituent: Calcium Total Analysis Run 8/3/2016 11:08 AM
Bridgeton LF Client: RSI Data: Bridgeton LF

Sanitas™ v.9.5.26 Software licensed to Jett Environmental Consulting, UG

Within Limit

Prediction Limit

Intrawell Parametric

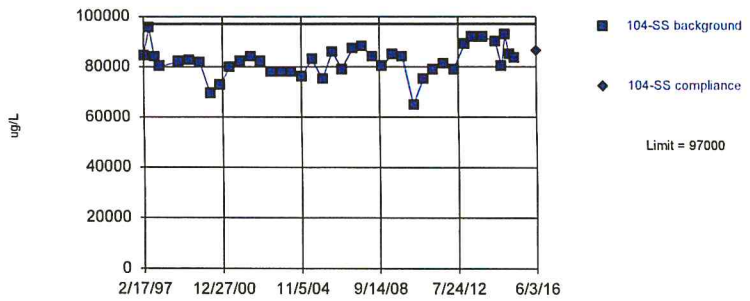

Background Data Summary (based on square transformation): Mean=6.8e9, Std. Dev.=1.0e9, n=40. Normality test: Shapiro Wilk @alpha = 0.01, calculated = 0.9816, critical = 0.919. Kappa = 2.616 (c=34, w=9, 1 of 2, event alpha = 0.026). Report alpha = 0.00008608. Rosner's outlier test was performed on the background data. No background outliers were found.

Constituent: Calcium Total Analysis Run 8/3/2016 11:08 AM

Bridgeton LF Client: RSI Data: Bridgeton LF

Sanitas™ v.9.5.26 Software licensed to Jett Environmental Consulting, UG

Within Limit

Prediction Limit

Intrawell Parametric

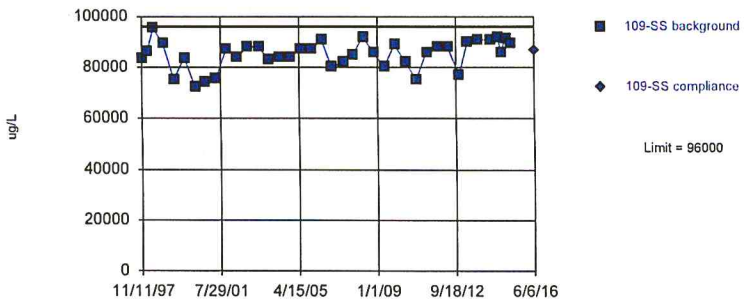

Background Data Summary (based on x^6 transformation): Mean=4.0e29, Std. Dev.=1.4e29, n=39. Normality test: Shapiro Wilk @alpha = 0.01, calculated = 0.9743, critical = 0.917. Kappa = 2.626 (c=34, w=9, 1 of 2, event alpha = 0.026). Report alpha = 0.00008608. Rosner's outlier test was performed on the background data. One background outlier was removed: 174000 (8/21/1997).

Constituent: Calcium Total Analysis Run 8/3/2016 11:08 AM

Bridgeton LF Client: RSI Data: Bridgeton LF

Sanitas™ v.9.5.26 Software licensed to Jett Environmental Consulting, UG

Within Limit

Prediction Limit

Intrawell Parametric

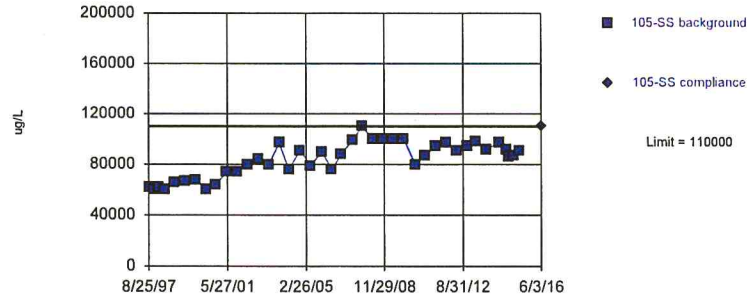

Background Data Summary (based on cube transformation): Mean=6.3e14, Std. Dev.=2.9e14, n=40. Normality test: Shapiro Wilk @alpha = 0.01, calculated = 0.9433, critical = 0.919. Kappa = 2.616 (c=34, w=9, 1 of 2, event alpha = 0.026). Report alpha = 0.00008608. EPA 1989 outlier screening was performed on the background data (to establish suspected outliers for Dixon's/Rosner's). No background outliers were found.

Constituent: Calcium Total Analysis Run 8/3/2016 11:08 AM

Bridgeton LF Client: RSI Data: Bridgeton LF

Sanitas™ v.9.5.26 Software licensed to Jett Environmental Consulting, UG

Within Limit

Prediction Limit

Intrawell Parametric

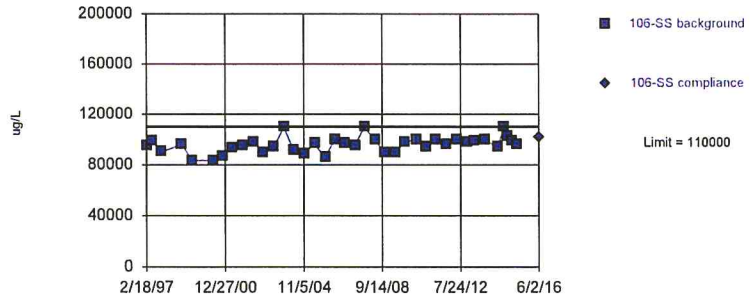

Background Data Summary (based on natural log transformation): Mean=11.47, Std. Dev.=0.06606, n=38. Normality test: Shapiro Wilk @alpha = 0.01, calculated = 0.9503, critical = 0.916. Kappa = 2.635 (c=34, w=9, 1 of 2, event alpha = 0.026). Report alpha = 0.00008608. Rosner's outlier test was performed on the background data. Two background outliers were removed: 60000 (8/25/1997); 9000 (11/19/1999).

Constituent: Calcium Total Analysis Run 8/3/2016 11:08 AM

Bridgeton LF Client: RSI Data: Bridgeton LF

Sanitas™ v.9.5.26 Software licensed to Jett Environmental Consulting, UG

Within Limit

Prediction Limit

Intrawell Parametric

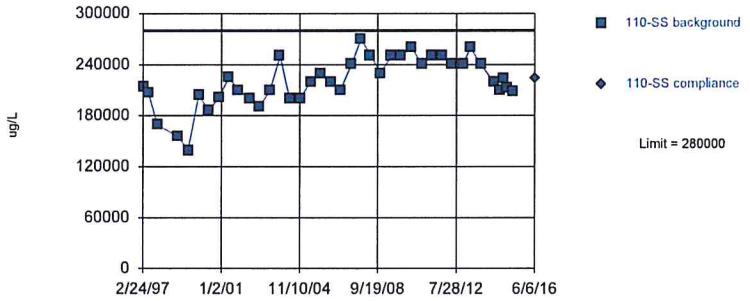

Background Data Summary (based on cube transformation): Mean=1.1e16, Std. Dev.=4.0e15, n=39. Normality test: Shapiro Wilk @alpha = 0.01, calculated = 0.9718, critical = 0.917. Kappa = 2.626 (c=34, w=9, 1 of 2, event alpha = 0.026). Report alpha = 0.00008608. Rosner's outlier test was performed on the background data. One background outlier was removed: 91000 (8/22/1997).

Constituent: Calcium Total Analysis Run 8/3/2016 11:08 AM

Bridgeton LF Client: RSI Data: Bridgeton LF

Sanitas™ v.9.5.26 Software licensed to Jett Environmental Consulting, UG

Within Limit

Prediction Limit

Intrawell Parametric

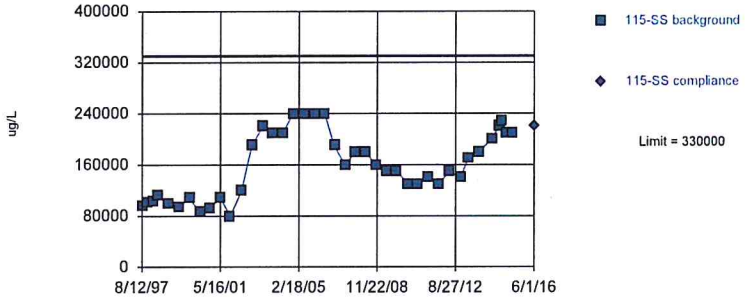

Background Data Summary (based on cube root transformation): Mean=53.67, Std. Dev.=5.883, n=40. Normality test: Shapiro Wilk @alpha = 0.01, calculated = 0.9292, critical = 0.919. Kappa = 2.616 (c=34, w=9, 1 of 2, event alpha = 0.026). Report alpha = 0.00008608. EPA 1989 outlier screening was performed on the background data (to establish suspected outliers for Dixon's/Rosner's). No background outliers were found.

Constituent: Calcium Total Analysis Run 8/3/2016 11:08 AM

Bridgeton LF Client: RSI Data: Bridgeton LF

Sanitas™ v.9.5.26 Software licensed to Jett Environmental Consulting, UG

Within Limit

Prediction Limit

Intrawell Parametric

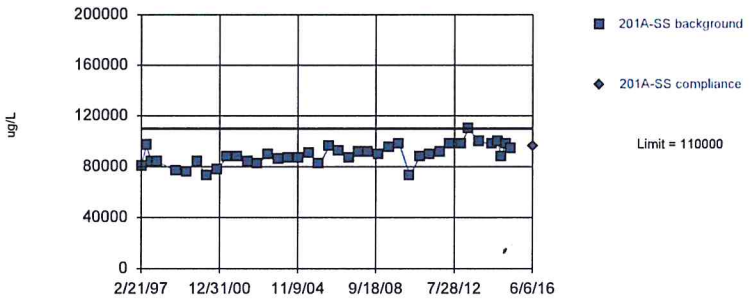

Background Data Summary: Mean=89200, Std. Dev.=8121, n=40. Normality test: Shapiro Wilk @alpha = 0.01, calculated = 0.9778, critical = 0.919. Kappa = 2.616 (c=34, w=9, 1 of 2, event alpha = 0.026). Report alpha = 0.00008608. EPA 1989 outlier screening was performed on the background data (to establish suspected outliers for Dixon's/Rosner's). No background outliers were found.

Constituent: Calcium Total Analysis Run 8/3/2016 11:08 AM

Bridgeton LF Client: RSI Data: Bridgeton LF

Sanitas™ v.9.5.26 Software licensed to Jett Environmental Consulting, UG

Within Limit

Prediction Limit

Intrawell Non-parametric

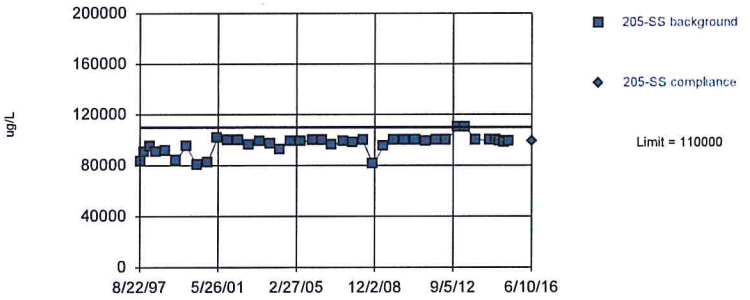

Non-parametric test used in lieu of parametric prediction limit because the Shapiro Wilk normality test showed the data to be non-normal at the 0.01 alpha level. Limit is highest of 40 background values. Well-constituent pair annual alpha = 0.004602. Individual comparison alpha = 0.001152 (1 of 2). After outlier removal distribution was non-normal, so outlier results were invalidated.

Constituent: Calcium Total Analysis Run 8/3/2016 11:08 AM

Bridgeton LF Client: RSI Data: Bridgeton LF

Sanitas™ v.9.5.26 Software licensed to Jett Environmental Consulting. UG
Hollow symbols indicate censored values.

Within Limit

Prediction Limit

Intrawell Non-parametric

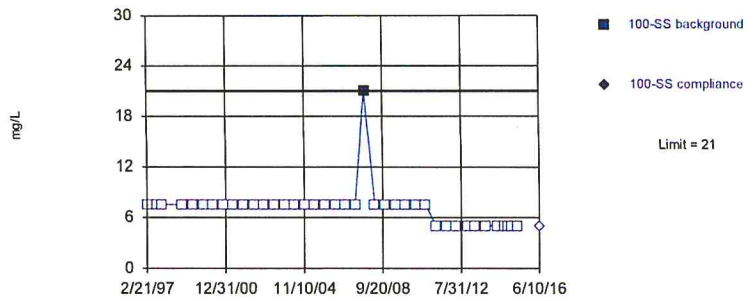

Non-parametric test used in lieu of parametric prediction limit because censored data exceeded 50%. Limit is highest of 40 background values. 97.5% NDs. Well-constituent pair annual alpha = 0.004602. Individual comparison alpha = 0.001152 (1 of 2). After outlier removal distribution was non-normal, so outlier results were invalidated.

Constituent: Chemical Oxygen Demand [COD] Analysis Run 8/3/2016 11:08 AM

Bridgeton LF Client: RSI Data: Bridgeton LF

Sanitas™ v.9.5.26 Software licensed to Jett Environmental Consulting. UG
Hollow symbols indicate censored values.

Within Limit

Prediction Limit

Intrawell Non-parametric

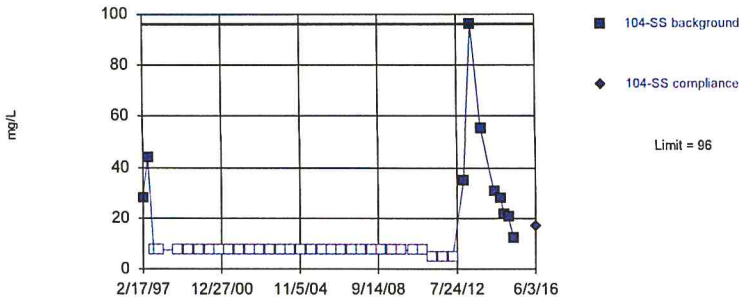

Non-parametric test used in lieu of parametric prediction limit because censored data exceeded 50%. Limit is highest of 40 background values. 75% NDs. Well-constituent pair annual alpha = 0.004602. Individual comparison alpha = 0.001152 (1 of 2). After outlier removal distribution was non-normal, so outlier results were invalidated.

Constituent: Chemical Oxygen Demand [COD] Analysis Run 8/3/2016 11:08 AM

Bridgeton LF Client: RSI Data: Bridgeton LF

Sanitas™ v.9.5.26 Software licensed to Jett Environmental Consulting. UG
Hollow symbols indicate censored values.

Within Limit

Prediction Limit

Intrawell Non-parametric

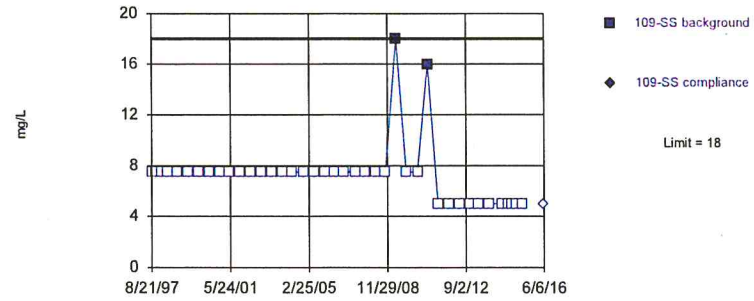

Non-parametric test used in lieu of parametric prediction limit because censored data exceeded 50%. Limit is highest of 40 background values. 95% NDs. Well-constituent pair annual alpha = 0.004602. Individual comparison alpha = 0.001152 (1 of 2). After outlier removal distribution was non-normal, so outlier results were invalidated.

Constituent: Chemical Oxygen Demand [COD] Analysis Run 8/3/2016 11:08 AM

Bridgeton LF Client: RSI Data: Bridgeton LF

Sanitas™ v.9.5.26 Software licensed to Jett Environmental Consulting. UG
Hollow symbols indicate censored values.

Within Limit

Prediction Limit

Intrawell Non-parametric

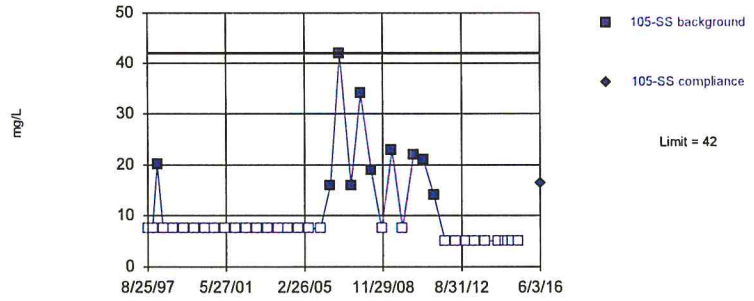

Non-parametric test used in lieu of parametric prediction limit because censored data exceeded 50%. Limit is highest of 40 background values. 75% NDs. Well-constituent pair annual alpha = 0.004602. Individual comparison alpha = 0.001152 (1 of 2). After outlier removal distribution was non-normal, so outlier results were invalidated.

Constituent: Chemical Oxygen Demand [COD] Analysis Run 8/3/2016 11:08 AM

Bridgeton LF Client: RSI Data: Bridgeton LF

Sanitas™ v.9.5.26 Software licensed to Jett Environmental Consulting, UG
Hollow symbols indicate censored values.

Within Limit

Prediction Limit

Intrawell Non-parametric

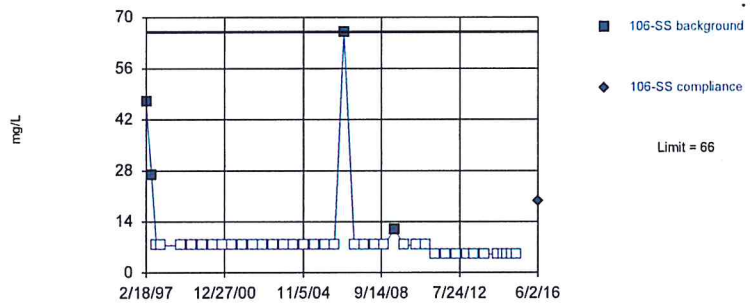

Non-parametric test used in lieu of parametric prediction limit because censored data exceeded 50%. Limit is highest of 40 background values. 90% NDs. Well-constituent pair annual alpha = 0.004602. Individual comparison alpha = 0.001152 (1 of 2). After outlier removal distribution was non-normal, so outlier results were invalidated.

Constituent: Chemical Oxygen Demand [COD] Analysis Run 8/3/2016 11:08 AM
Bridgeton LF Client: RSI Data: Bridgeton LF

Sanitas™ v.9.5.26 Software licensed to Jett Environmental Consulting, UG

Within Limit

Prediction Limit

Intrawell Parametric

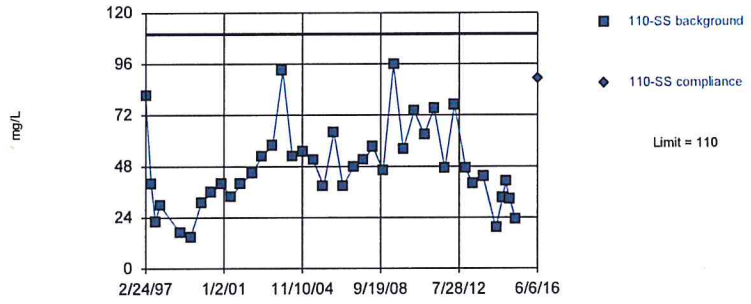

Background Data Summary (based on square root transformation): Mean=6.76, Std. Dev.=1.404, n=40. Normality test: Shapiro Wilk @alpha = 0.01, calculated = 0.9773, critical = 0.919. Kappa = 2.616 (c=34, w=9, 1 of 2, event alpha = 0.026). Report alpha = 0.00008608. EPA 1989 outlier screening was performed on the background data (to establish suspected outliers for Dixon's/Rosner's). No background outliers were found.

Constituent: Chemical Oxygen Demand [COD] Analysis Run 8/3/2016 11:08 AM
Bridgeton LF Client: RSI Data: Bridgeton LF

Sanitas™ v.9.5.26 Software licensed to Jett Environmental Consulting, UG
Hollow symbols indicate censored values.

Within Limit

Prediction Limit

Intrawell Non-parametric

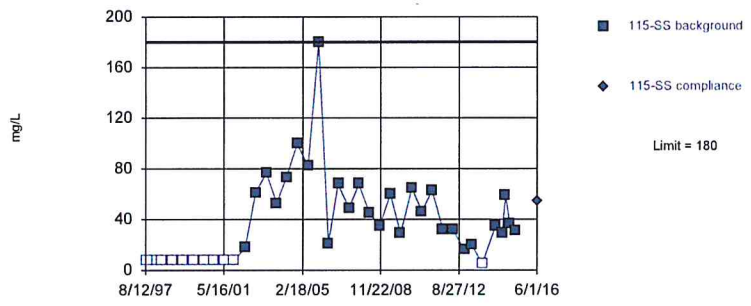

Non-parametric test used in lieu of parametric prediction limit because the Shapiro Wilk normality test showed the data to be non-normal at the 0.01 alpha level. Limit is highest of 40 background values. 30% NDs. Well-constituent pair annual alpha = 0.004602. Individual comparison alpha = 0.001152 (1 of 2). After outlier removal distribution was non-normal, so outlier results were invalidated.

Constituent: Chemical Oxygen Demand [COD] Analysis Run 8/3/2016 11:08 AM
Bridgeton LF Client: RSI Data: Bridgeton LF

Sanitas™ v.9.5.26 Software licensed to Jett Environmental Consulting, UG
Hollow symbols indicate censored values.

Within Limit

Prediction Limit

Intrawell Non-parametric

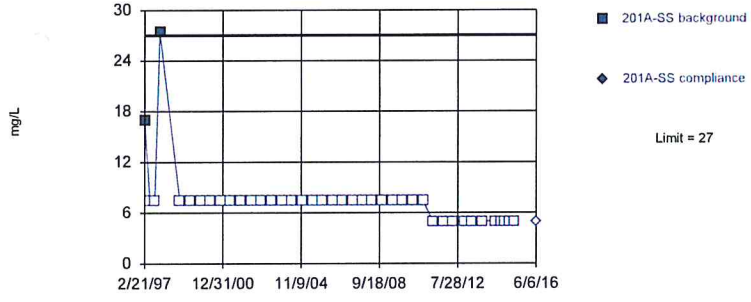

Non-parametric test used in lieu of parametric prediction limit because censored data exceeded 50%. Limit is highest of 40 background values. 95% NDs. Well-constituent pair annual alpha = 0.004602. Individual comparison alpha = 0.001152 (1 of 2). After outlier removal distribution was non-normal, so outlier results were invalidated.

Constituent: Chemical Oxygen Demand [COD] Analysis Run 8/3/2016 11:08 AM
Bridgeton LF Client: RSI Data: Bridgeton LF

Sanitas™ v.9.5.26 Software licensed to Jett Environmental Consulting, UG
Hollow symbols indicate censored values.

Within Limit

Prediction Limit

Intrawell Non-parametric

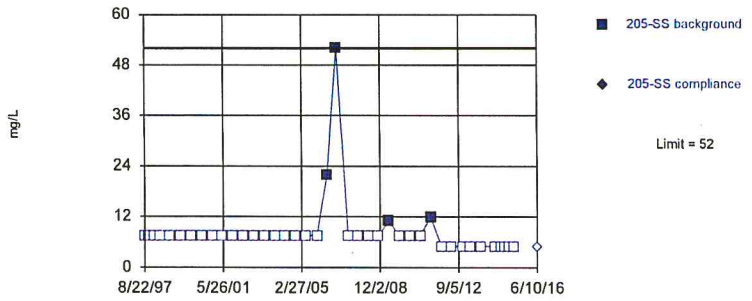

Non-parametric test used in lieu of parametric prediction limit because censored data exceeded 50%. Limit is highest of 40 background values. 90% NDs. Well-constituent pair annual alpha = 0.004602. Individual comparison alpha = 0.001152 (1 of 2). After outlier removal distribution was non-normal, so outlier results were invalidated.

Constituent: Chemical Oxygen Demand [COD] Analysis Run 8/3/2016 11:08 AM

Bridgeton LF Client: RSI Data: Bridgeton LF

Sanitas™ v.9.5.26 Software licensed to Jett Environmental Consulting, UG

Within Limit

Prediction Limit

Intrawell Parametric

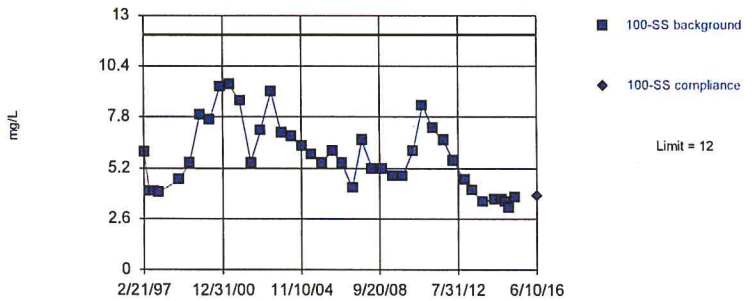

Background Data Summary (based on natural log transformation): Mean=1.706, Std. Dev.=0.3034, n=40. Normality test: Shapiro Wilk @alpha = 0.01, calculated = 0.9578, critical = 0.919. Kappa = 2.616 (c=34, w=9, 1 of 2, event alpha = 0.026). Report alpha = 0.00008608. EPA 1989 outlier screening was performed on the background data (to establish suspected outliers for Dixon's/Rosner's). No background outliers were found.

Constituent: Chloride Analysis Run 8/3/2016 11:08 AM

Bridgeton LF Client: RSI Data: Bridgeton LF

Sanitas™ v.9.5.26 Software licensed to Jett Environmental Consulting, UG
Hollow symbols indicate censored values.

Within Limit

Prediction Limit

Intrawell Non-parametric

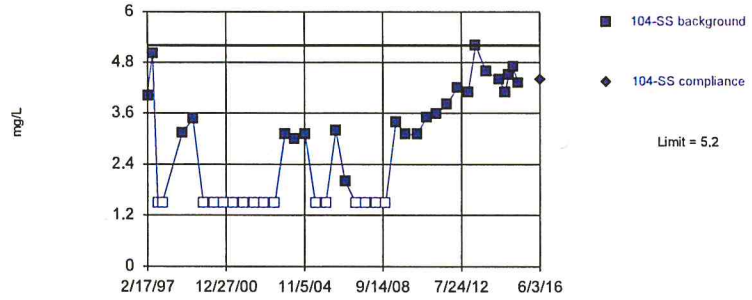

Non-parametric test used in lieu of parametric prediction limit because the Shapiro Wilk normality test showed the data to be non-normal at the 0.01 alpha level. Limit is highest of 40 background values. 40% NDs. Well-constituent pair annual alpha = 0.004602. Individual comparison alpha = 0.001152 (1 of 2). After outlier removal distribution was non-normal, so outlier results were invalidated.

Constituent: Chloride Analysis Run 8/3/2016 11:08 AM

Bridgeton LF Client: RSI Data: Bridgeton LF

Sanitas™ v.9.5.26 Software licensed to Jett Environmental Consulting, UG

Within Limit

Prediction Limit

Intrawell Non-parametric

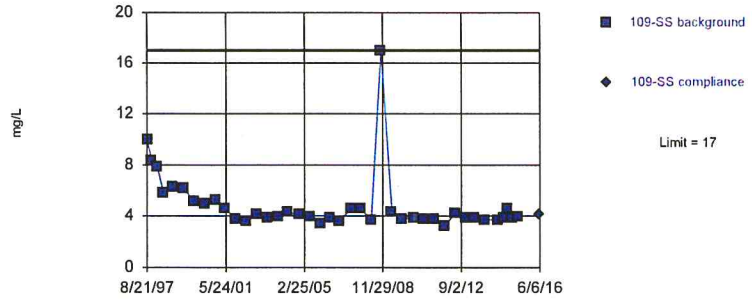

Non-parametric test used in lieu of parametric prediction limit because the Shapiro Wilk normality test showed the data to be non-normal at the 0.01 alpha level. Limit is highest of 40 background values. Well-constituent pair annual alpha = 0.004602. Individual comparison alpha = 0.001152 (1 of 2). After outlier removal distribution was non-normal, so outlier results were invalidated.

Constituent: Chloride Analysis Run 8/3/2016 11:08 AM

Bridgeton LF Client: RSI Data: Bridgeton LF

Sanitas™ v.9.5.26 Software licensed to Jett Environmental Consulting, UG

Within Limit

Prediction Limit

Intrawell Non-parametric

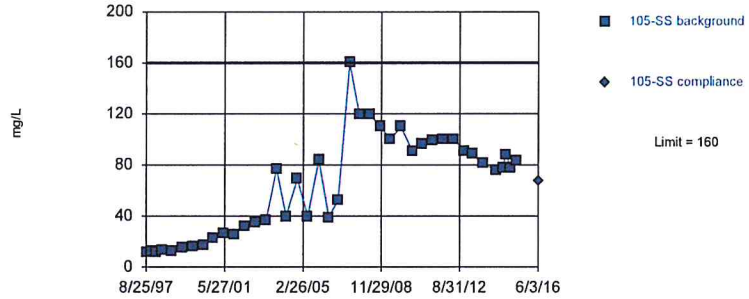

Non-parametric test used in lieu of parametric prediction limit because the Shapiro Wilk normality test showed the data to be non-normal at the 0.01 alpha level. Limit is highest of 40 background values. Well-constituent pair annual alpha = 0.004602. Individual comparison alpha = 0.001152 (1 of 2). After outlier removal distribution was non-normal, so outlier results were invalidated.

Constituent: Chloride Analysis Run 8/3/2016 11:08 AM

Bridgeton LF Client: RSI Data: Bridgeton LF

Sanitas™ v.9.5.26 Software licensed to Jett Environmental Consulting, UG

Hollow symbols indicate censored values.

Within Limit

Prediction Limit

Intrawell Non-parametric

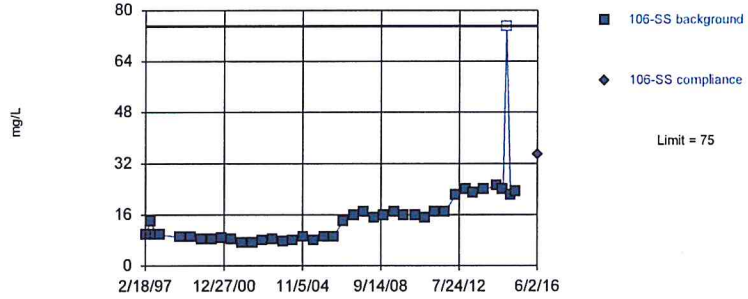

Non-parametric test used in lieu of parametric prediction limit because the Shapiro Wilk normality test showed the data to be non-normal at the 0.01 alpha level. Limit is highest of 40 background values. 2.5% NDs. Well-constituent pair annual alpha = 0.004602. Individual comparison alpha = 0.001152 (1 of 2). After outlier removal distribution was non-normal, so outlier results were invalidated.

Constituent: Chloride Analysis Run 8/3/2016 11:08 AM

Bridgeton LF Client: RSI Data: Bridgeton LF

Sanitas™ v.9.5.26 Software licensed to Jett Environmental Consulting, UG

Within Limit

Prediction Limit

Intrawell Parametric

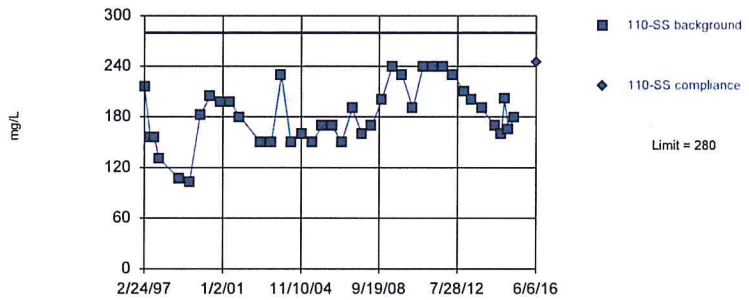

Background Data Summary: Mean=182.4, Std. Dev.=35.44, n=39. Normality test: Shapiro Wilk @alpha = 0.01, calculated = 0.9539, critical = 0.917. Kappa = 2.626 (c=34, w=9, 1 of 2, event alpha = 0.026). Report alpha = 0.00008608. Rosner's outlier test was performed on the background data. One background outlier was removed: <3 (5/21/2002).

Constituent: Chloride Analysis Run 8/3/2016 11:08 AM

Bridgeton LF Client: RSI Data: Bridgeton LF

Sanitas™ v.9.5.26 Software licensed to Jett Environmental Consulting, UG

Within Limit

Prediction Limit

Intrawell Parametric

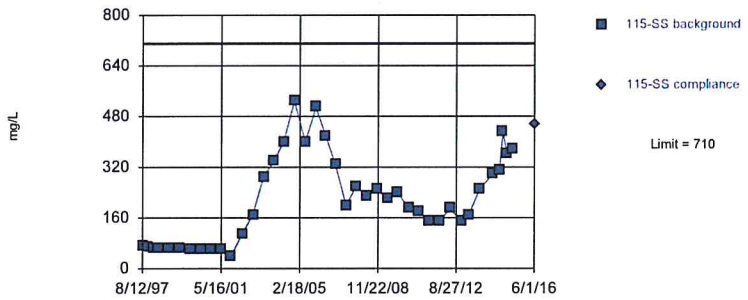

Background Data Summary (based on square root transformation): Mean=14.05, Std. Dev.=4.798, n=40. Normality test: Shapiro Wilk @alpha = 0.01, calculated = 0.9314, critical = 0.919. Kappa = 2.616 (c=34, w=9, 1 of 2, event alpha = 0.026). Report alpha = 0.00008608. EPA 1989 outlier screening was performed on the background data (to establish suspected outliers for Dixon's/Rosner's). No background outliers were found.

Constituent: Chloride Analysis Run 8/3/2016 11:08 AM

Bridgeton LF Client: RSI Data: Bridgeton LF

Sanitas™ v.9.5.26 Software licensed to Jett Environmental Consulting, UG
Hollow symbols indicate censored values.

Within Limit

Prediction Limit

Intrawell Non-parametric

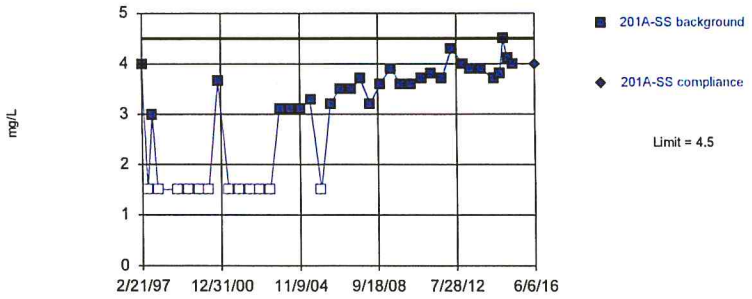

Non-parametric test used in lieu of parametric prediction limit because the Shapiro Wilk normality test showed the data to be non-normal at the 0.01 alpha level. Limit is highest of 40 background values. 30% NDs. Well-constituent pair annual alpha = 0.004602. Individual comparison alpha = 0.001152 (1 of 2). After outlier removal distribution was non-normal, so outlier results were invalidated.

Constituent: Chloride Analysis Run 8/3/2016 11:08 AM
Bridgeton LF Client: RSI Data: Bridgeton LF

Sanitas™ v.9.5.26 Software licensed to Jett Environmental Consulting, UG

Within Limit

Prediction Limit

Intrawell Parametric

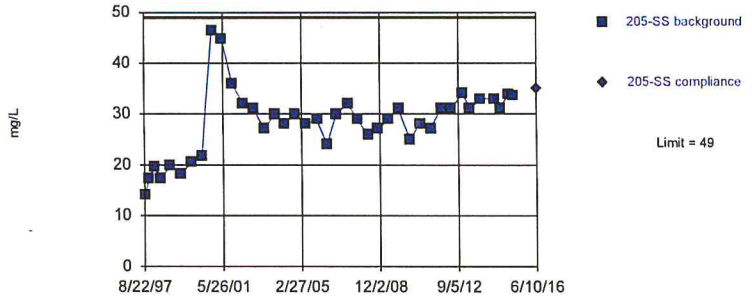

Background Data Summary (based on square root transformation): Mean=5.298, Std. Dev.=0.6393, n=39. Normality test: Shapiro Wilk @alpha = 0.01, calculated = 0.9436, critical = 0.917. Kappa = 2.626 (c=34, w=9, 1 of 2, event alpha = 0.026). Report alpha = 0.00008608. Rosner's outlier test was performed on the background data. One background outlier was removed: <150 (11/20/2014).

Constituent: Chloride Analysis Run 8/3/2016 11:08 AM
Bridgeton LF Client: RSI Data: Bridgeton LF

Sanitas™ v.9.5.26 Software licensed to Jett Environmental Consulting, UG
Hollow symbols indicate censored values.

Within Limit

Prediction Limit

Intrawell Non-parametric

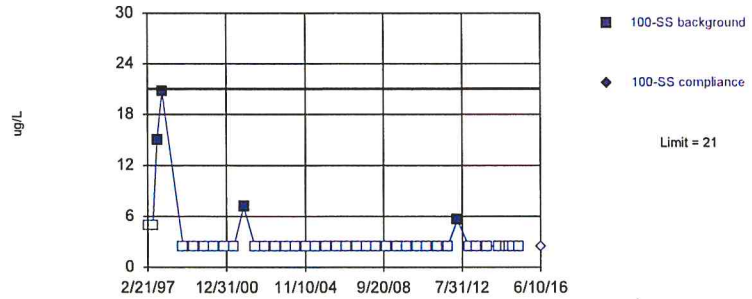

Non-parametric test used in lieu of parametric prediction limit because censored data exceeded 50%. Limit is highest of 40 background values. 90% NDs. Well-constituent pair annual alpha = 0.004602. Individual comparison alpha = 0.001152 (1 of 2). After outlier removal distribution was non-normal, so outlier results were invalidated.

Constituent: Chromium Total Analysis Run 8/3/2016 11:08 AM
Bridgeton LF Client: RSI Data: Bridgeton LF

Sanitas™ v.9.5.26 Software licensed to Jett Environmental Consulting, UG
Hollow symbols indicate censored values.

Within Limit

Prediction Limit

Intrawell Non-parametric

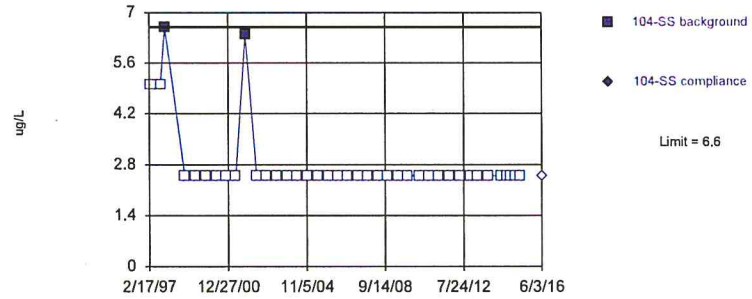

Non-parametric test used in lieu of parametric prediction limit because censored data exceeded 50%. Limit is highest of 40 background values. 95% NDs. Well-constituent pair annual alpha = 0.004602. Individual comparison alpha = 0.001152 (1 of 2). After outlier removal distribution was non-normal, so outlier results were invalidated.

Constituent: Chromium Total Analysis Run 8/3/2016 11:08 AM
Bridgeton LF Client: RSI Data: Bridgeton LF

Sanitas™ v.9.5.26 Software licensed to Jett Environmental Consulting, UG
Hollow symbols indicate censored values.

Within Limit

Prediction Limit

Intrawell Non-parametric

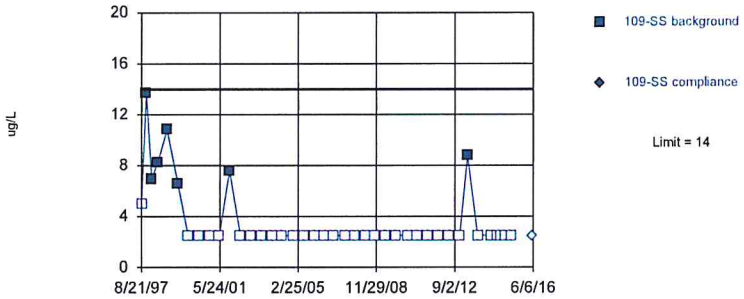

Non-parametric test used in lieu of parametric prediction limit because censored data exceeded 50%. Limit is highest of 40 background values. 82.5% NDs. Well-constituent pair annual alpha = 0.004602. Individual comparison alpha = 0.001152 (1 of 2). After outlier removal distribution was non-normal, so outlier results were invalidated.

Constituent: Chromium Total Analysis Run 8/3/2016 11:08 AM
Bridgeton LF Client: RSI Data: Bridgeton LF

Sanitas™ v.9.5.26 Software licensed to Jett Environmental Consulting, UG
Hollow symbols indicate censored values.

Within Limit

Prediction Limit

Intrawell Non-parametric

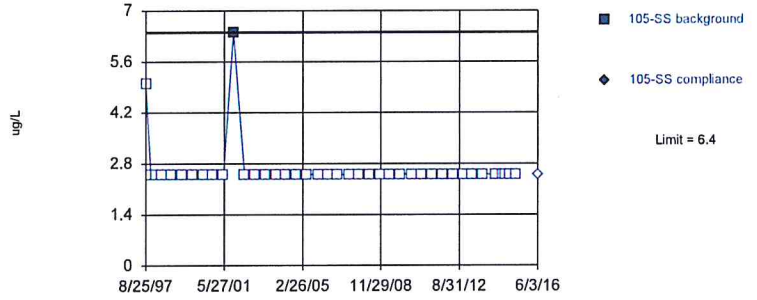

Non-parametric test used in lieu of parametric prediction limit because censored data exceeded 50%. Limit is highest of 40 background values. 97.5% NDs. Well-constituent pair annual alpha = 0.004602. Individual comparison alpha = 0.001152 (1 of 2). After outlier removal distribution was non-normal, so outlier results were invalidated.

Constituent: Chromium Total Analysis Run 8/3/2016 11:08 AM
Bridgeton LF Client: RSI Data: Bridgeton LF

Sanitas™ v.9.5.26 Software licensed to Jett Environmental Consulting, UG
Hollow symbols indicate censored values.

Within Limit

Prediction Limit

Intrawell Non-parametric

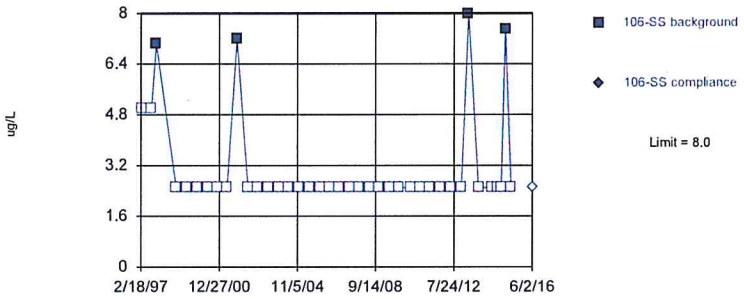

Non-parametric test used in lieu of parametric prediction limit because censored data exceeded 50%. Limit is highest of 40 background values. 90% NDs. Well-constituent pair annual alpha = 0.004602. Individual comparison alpha = 0.001152 (1 of 2). After outlier removal distribution was non-normal, so outlier results were invalidated.

Constituent: Chromium Total Analysis Run 8/3/2016 11:08 AM
Bridgeton LF Client: RSI Data: Bridgeton LF

Sanitas™ v.9.5.26 Software licensed to Jett Environmental Consulting, UG
Hollow symbols indicate censored values.

Within Limit

Prediction Limit

Intrawell Non-parametric

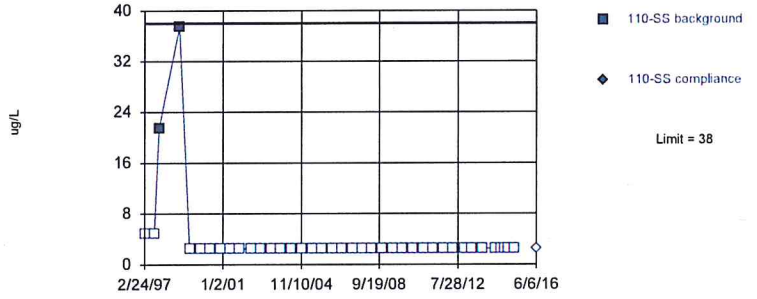

Non-parametric test used in lieu of parametric prediction limit because censored data exceeded 50%. Limit is highest of 40 background values. 95% NDs. Well-constituent pair annual alpha = 0.004602. Individual comparison alpha = 0.001152 (1 of 2). After outlier removal distribution was non-normal, so outlier results were invalidated.

Constituent: Chromium Total Analysis Run 8/3/2016 11:08 AM
Bridgeton LF Client: RSI Data: Bridgeton LF

Sanitas™ v.9.5.26 Software licensed to Jett Environmental Consulting, UG
Hollow symbols indicate censored values.

Within Limit

Prediction Limit

Intrawell Non-parametric

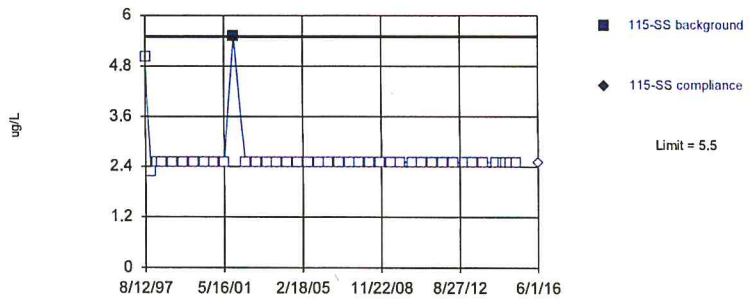

Non-parametric test used in lieu of parametric prediction limit because censored data exceeded 50%. Limit is highest of 40 background values. 97.5% NDs. Well-constituent pair annual alpha = 0.004602. Individual comparison alpha = 0.001152 (1 of 2). After outlier removal distribution was non-normal, so outlier results were invalidated.

Constituent: Chromium Total Analysis Run 8/3/2016 11:08 AM
Bridgeton LF Client: RSI Data: Bridgeton LF

Sanitas™ v.9.5.26 Software licensed to Jett Environmental Consulting, UG
Hollow symbols indicate censored values.

Within Limit

Prediction Limit

Intrawell Non-parametric

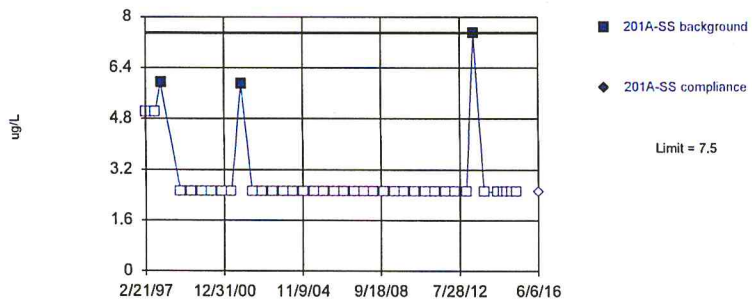

Non-parametric test used in lieu of parametric prediction limit because censored data exceeded 50%. Limit is highest of 40 background values. 92.5% NDs. Well-constituent pair annual alpha = 0.004602. Individual comparison alpha = 0.001152 (1 of 2). After outlier removal distribution was non-normal, so outlier results were invalidated.

Constituent: Chromium Total Analysis Run 8/3/2016 11:08 AM
Bridgeton LF Client: RSI Data: Bridgeton LF

Sanitas™ v.9.5.26 Software licensed to Jett Environmental Consulting, UG
Hollow symbols indicate censored values.

Within Limit

Prediction Limit

Intrawell Non-parametric

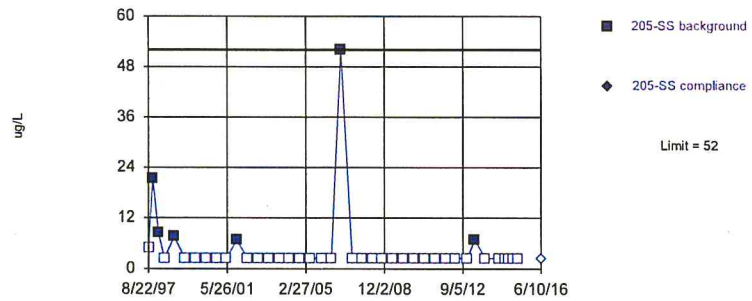

Non-parametric test used in lieu of parametric prediction limit because censored data exceeded 50%. Limit is highest of 40 background values. 85% NDs. Well-constituent pair annual alpha = 0.004602. Individual comparison alpha = 0.001152 (1 of 2). After outlier removal distribution was non-normal, so outlier results were invalidated.

Constituent: Chromium Total Analysis Run 8/3/2016 11:08 AM
Bridgeton LF Client: RSI Data: Bridgeton LF

Sanitas™ v.9.5.26 Software licensed to Jett Environmental Consulting, UG
Hollow symbols indicate censored values.

Within Limit

Prediction Limit

Intrawell Non-parametric

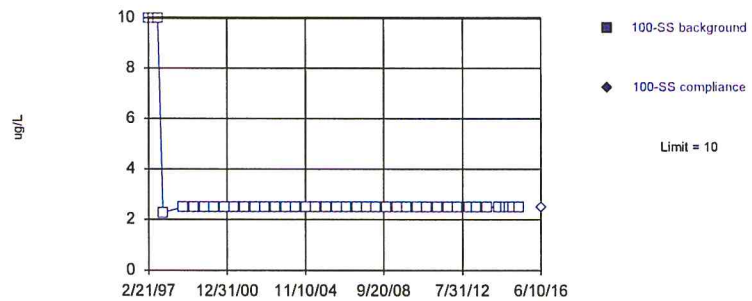

Non-parametric test used in lieu of parametric prediction limit because censored data exceeded 50%. Limit is highest of 40 background values. 100% NDs. Well-constituent pair annual alpha = 0.004602. Individual comparison alpha = 0.001152 (1 of 2). After outlier removal distribution was non-normal, so outlier results were invalidated.

Constituent: Cobalt Total Analysis Run 8/3/2016 11:08 AM
Bridgeton LF Client: RSI Data: Bridgeton LF

Sanitas™ v.9.5.26 Software licensed to Jett Environmental Consulting, UG
Hollow symbols indicate censored values.

Within Limit

Prediction Limit

Intrawell Non-parametric

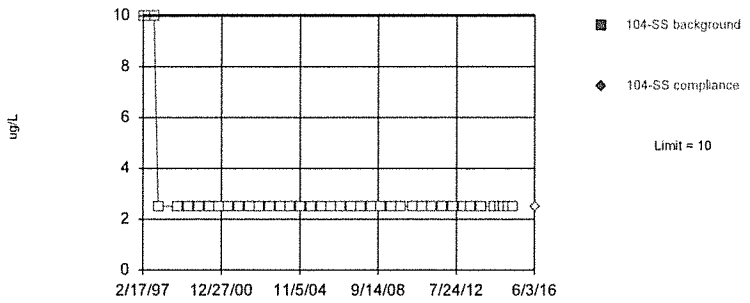

Non-parametric test used in lieu of parametric prediction limit because censored data exceeded 50%. Limit is highest of 40 background values. 100% NDs. Well-constituent pair annual alpha = 0.004602. Individual comparison alpha = 0.001152 (1 of 2). After outlier removal distribution was non-normal, so outlier results were invalidated.

Constituent: Cobalt Total Analysis Run 8/3/2016 11:08 AM

Bridgeton LF Client: RSI Data: Bridgeton LF

Sanitas™ v.9.5.26 Software licensed to Jett Environmental Consulting, UG
Hollow symbols indicate censored values.

Within Limit

Prediction Limit

Intrawell Non-parametric

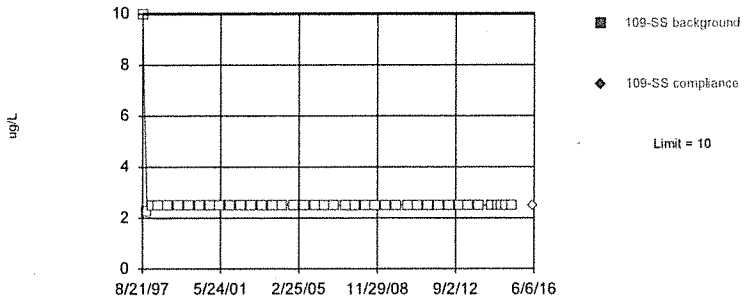

Non-parametric test used in lieu of parametric prediction limit because censored data exceeded 50%. Limit is highest of 40 background values. 100% NDs. Well-constituent pair annual alpha = 0.004602. Individual comparison alpha = 0.001152 (1 of 2). After outlier removal distribution was non-normal, so outlier results were invalidated.

Constituent: Cobalt Total Analysis Run 8/3/2016 11:08 AM

Bridgeton LF Client: RSI Data: Bridgeton LF

Sanitas™ v.9.5.26 Software licensed to Jett Environmental Consulting, UG
Hollow symbols indicate censored values.

Within Limit

Prediction Limit

Intrawell Non-parametric

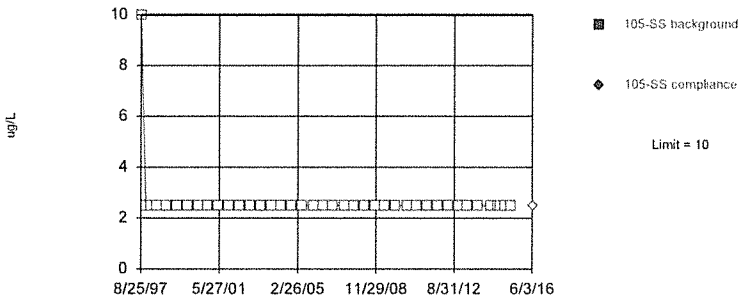

Non-parametric test used in lieu of parametric prediction limit because censored data exceeded 50%. Limit is highest of 40 background values. 100% NDs. Well-constituent pair annual alpha = 0.004602. Individual comparison alpha = 0.001152 (1 of 2). After outlier removal distribution was non-normal, so outlier results were invalidated.

Constituent: Cobalt Total Analysis Run 8/3/2016 11:08 AM

Bridgeton LF Client: RSI Data: Bridgeton LF

Sanitas™ v.9.5.26 Software licensed to Jett Environmental Consulting, UG
Hollow symbols indicate censored values.

Within Limit

Prediction Limit

Intrawell Non-parametric

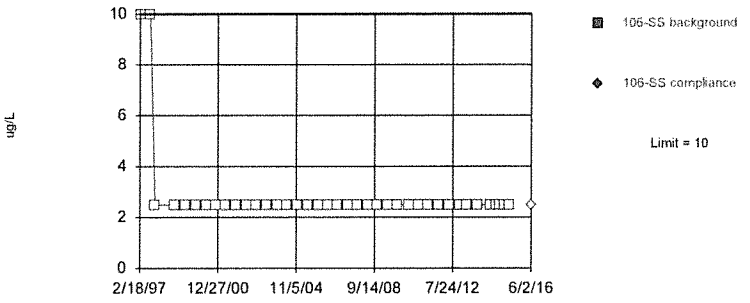

Non-parametric test used in lieu of parametric prediction limit because censored data exceeded 50%. Limit is highest of 40 background values. 100% NDs. Well-constituent pair annual alpha = 0.004602. Individual comparison alpha = 0.001152 (1 of 2). After outlier removal distribution was non-normal, so outlier results were invalidated.

Constituent: Cobalt Total Analysis Run 8/3/2016 11:08 AM

Bridgeton LF Client: RSI Data: Bridgeton LF

Sanitas™ v.9.5.26 Software licensed to Jett Environmental Consulting, UG
Hollow symbols indicate censored values.

Within Limit

Prediction Limit

Intrawell Non-parametric

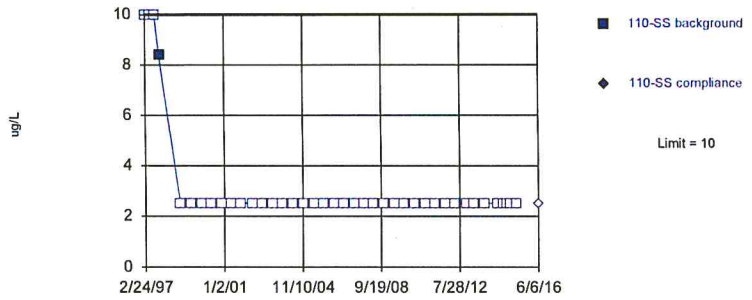

Non-parametric test used in lieu of parametric prediction limit because censored data exceeded 50%. Limit is highest of 40 background values. 97.5% NDs. Well-constituent pair annual alpha = 0.004602. Individual comparison alpha = 0.001152 (1 of 2). After outlier removal distribution was non-normal, so outlier results were invalidated.

Constituent: Cobalt Total Analysis Run 8/3/2016 11:08 AM
Bridgeton LF Client: RSI Data: Bridgeton LF

Sanitas™ v.9.5.26 Software licensed to Jett Environmental Consulting, UG
Hollow symbols indicate censored values.

Within Limit

Prediction Limit

Intrawell Non-parametric

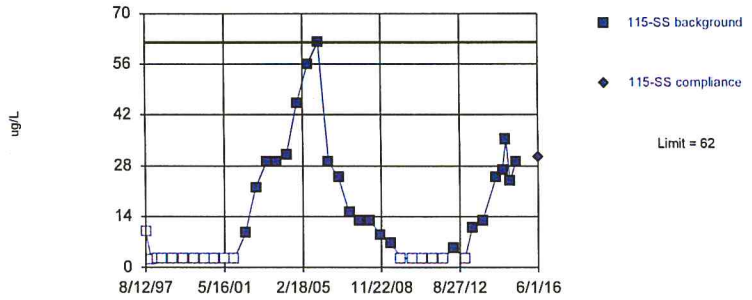

Non-parametric test used in lieu of parametric prediction limit because the Shapiro Wilk normality test showed the data to be non-normal at the 0.01 alpha level. Limit is highest of 40 background values. 42.5% NDs. Well-constituent pair annual alpha = 0.004602. Individual comparison alpha = 0.001152 (1 of 2). After outlier removal distribution was non-normal, so outlier results were invalidated.

Constituent: Cobalt Total Analysis Run 8/3/2016 11:08 AM
Bridgeton LF Client: RSI Data: Bridgeton LF

Sanitas™ v.9.5.26 Software licensed to Jett Environmental Consulting, UG
Hollow symbols indicate censored values.

Within Limit

Prediction Limit

Intrawell Non-parametric

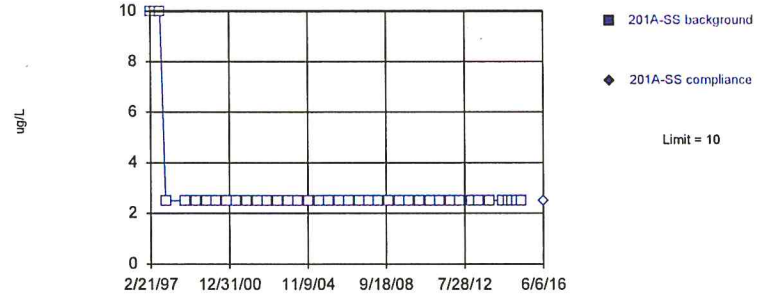

Non-parametric test used in lieu of parametric prediction limit because censored data exceeded 50%. Limit is highest of 40 background values. 100% NDs. Well-constituent pair annual alpha = 0.004602. Individual comparison alpha = 0.001152 (1 of 2). After outlier removal distribution was non-normal, so outlier results were invalidated.

Constituent: Cobalt Total Analysis Run 8/3/2016 11:08 AM
Bridgeton LF Client: RSI Data: Bridgeton LF

Sanitas™ v.9.5.26 Software licensed to Jett Environmental Consulting, UG
Hollow symbols indicate censored values.

Within Limit

Prediction Limit

Intrawell Non-parametric

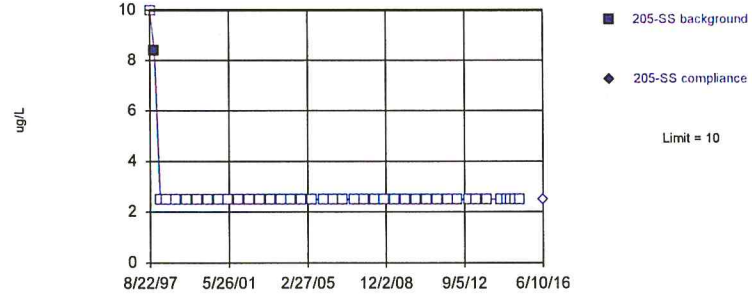

Non-parametric test used in lieu of parametric prediction limit because censored data exceeded 50%. Limit is highest of 40 background values. 97.5% NDs. Well-constituent pair annual alpha = 0.004602. Individual comparison alpha = 0.001152 (1 of 2). After outlier removal distribution was non-normal, so outlier results were invalidated.

Constituent: Cobalt Total Analysis Run 8/3/2016 11:08 AM
Bridgeton LF Client: RSI Data: Bridgeton LF

Sanitas™ v.9.5.26 Software licensed to Jett Environmental Consulting, UG
Hollow symbols indicate censored values.

Within Limit

Prediction Limit

Intrawell Non-parametric

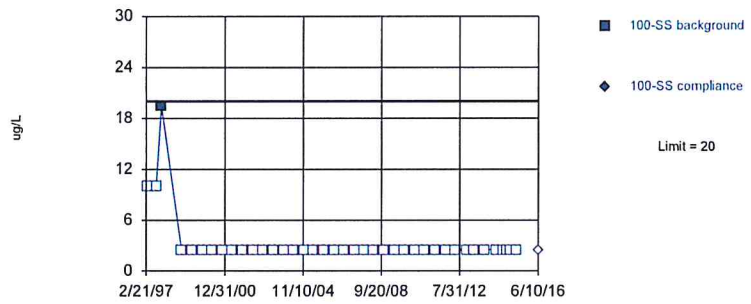

Non-parametric test used in lieu of parametric prediction limit because censored data exceeded 50%. Limit is highest of 40 background values. 97.5% NDs. Well-constituent pair annual alpha = 0.004602. Individual comparison alpha = 0.001152 (1 of 2). After outlier removal distribution was non-normal, so outlier results were invalidated.

Constituent: Copper Total Analysis Run 8/3/2016 11:08 AM
Bridgeton LF Client: RSI Data: Bridgeton LF

Sanitas™ v.9.5.26 Software licensed to Jett Environmental Consulting, UG
Hollow symbols indicate censored values.

Within Limit

Prediction Limit

Intrawell Non-parametric

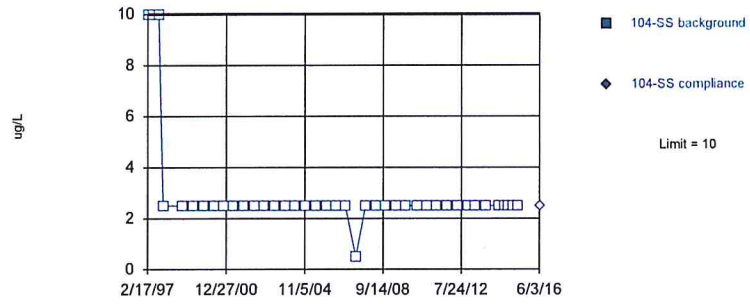

Non-parametric test used in lieu of parametric prediction limit because censored data exceeded 50%. Limit is highest of 40 background values. 100% NDs. Well-constituent pair annual alpha = 0.004602. Individual comparison alpha = 0.001152 (1 of 2). After outlier removal distribution was non-normal, so outlier results were invalidated.

Constituent: Copper Total Analysis Run 8/3/2016 11:08 AM
Bridgeton LF Client: RSI Data: Bridgeton LF

Sanitas™ v.9.5.26 Software licensed to Jett Environmental Consulting, UG
Hollow symbols indicate censored values.

Within Limit

Prediction Limit

Intrawell Non-parametric

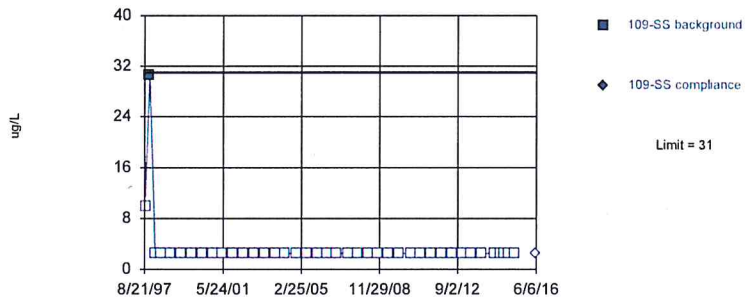

Non-parametric test used in lieu of parametric prediction limit because censored data exceeded 50%. Limit is highest of 40 background values. 97.5% NDs. Well-constituent pair annual alpha = 0.004602. Individual comparison alpha = 0.001152 (1 of 2). After outlier removal distribution was non-normal, so outlier results were invalidated.

Constituent: Copper Total Analysis Run 8/3/2016 11:08 AM
Bridgeton LF Client: RSI Data: Bridgeton LF

Sanitas™ v.9.5.26 Software licensed to Jett Environmental Consulting, UG
Hollow symbols indicate censored values.

Within Limit

Prediction Limit

Intrawell Non-parametric

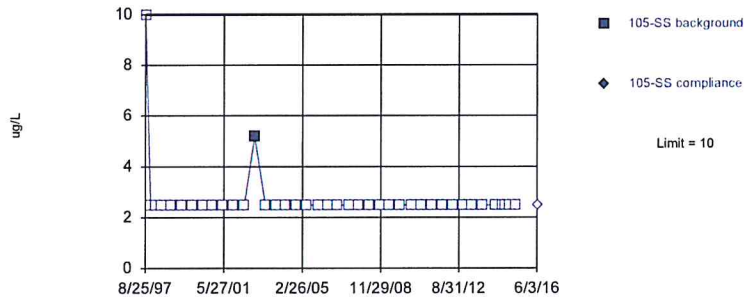

Non-parametric test used in lieu of parametric prediction limit because censored data exceeded 50%. Limit is highest of 40 background values. 97.5% NDs. Well-constituent pair annual alpha = 0.004602. Individual comparison alpha = 0.001152 (1 of 2). After outlier removal distribution was non-normal, so outlier results were invalidated.

Constituent: Copper Total Analysis Run 8/3/2016 11:08 AM
Bridgeton LF Client: RSI Data: Bridgeton LF

Sanitas™ v.9.5.26 Software licensed to Jett Environmental Consulting, UG
Hollow symbols indicate censored values.

Within Limit

Prediction Limit

Intrawell Non-parametric

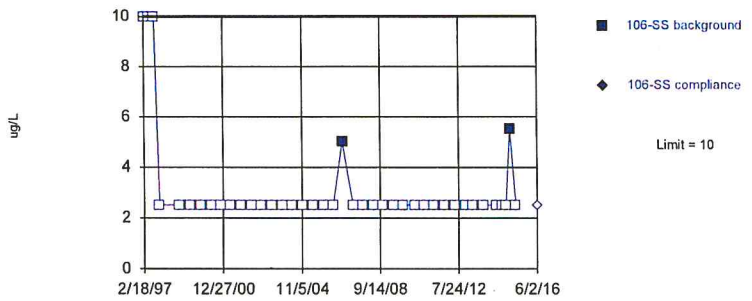

Non-parametric test used in lieu of parametric prediction limit because censored data exceeded 50%. Limit is highest of 40 background values. 95% NDs. Well-constituent pair annual alpha = 0.004602. Individual comparison alpha = 0.001152 (1 of 2). After outlier removal distribution was non-normal, so outlier results were invalidated.

Constituent: Copper Total Analysis Run 8/3/2016 11:08 AM

Bridgeton LF Client: RSI Data: Bridgeton LF

Sanitas™ v.9.5.26 Software licensed to Jett Environmental Consulting, UG
Hollow symbols indicate censored values.

Within Limit

Prediction Limit

Intrawell Non-parametric

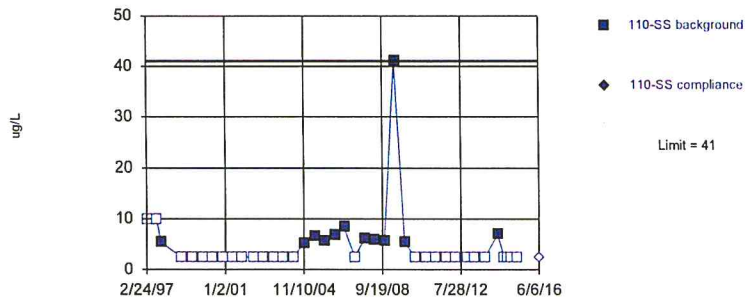

Non-parametric test used in lieu of parametric prediction limit because censored data exceeded 50%. Limit is highest of 40 background values. 70% NDs. Well-constituent pair annual alpha = 0.004602. Individual comparison alpha = 0.001152 (1 of 2). After outlier removal distribution was non-normal, so outlier results were invalidated.

Constituent: Copper Total Analysis Run 8/3/2016 11:08 AM

Bridgeton LF Client: RSI Data: Bridgeton LF

Sanitas™ v.9.5.26 Software licensed to Jett Environmental Consulting, UG
Hollow symbols indicate censored values.

Within Limit

Prediction Limit

Intrawell Non-parametric

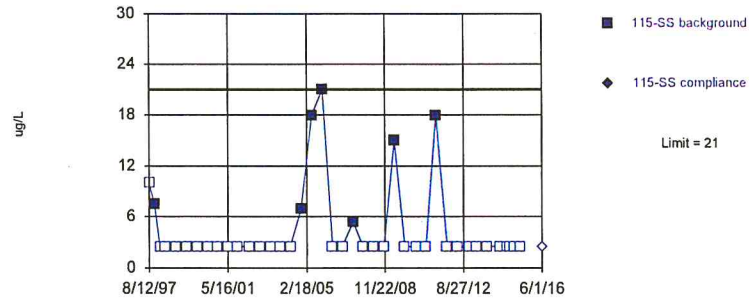

Non-parametric test used in lieu of parametric prediction limit because censored data exceeded 50%. Limit is highest of 40 background values. 82.5% NDs. Well-constituent pair annual alpha = 0.004602. Individual comparison alpha = 0.001152 (1 of 2). After outlier removal distribution was non-normal, so outlier results were invalidated.

Constituent: Copper Total Analysis Run 8/3/2016 11:08 AM

Bridgeton LF Client: RSI Data: Bridgeton LF

Sanitas™ v.9.5.26 Software licensed to Jett Environmental Consulting, UG
Hollow symbols indicate censored values.

Within Limit

Prediction Limit

Intrawell Non-parametric

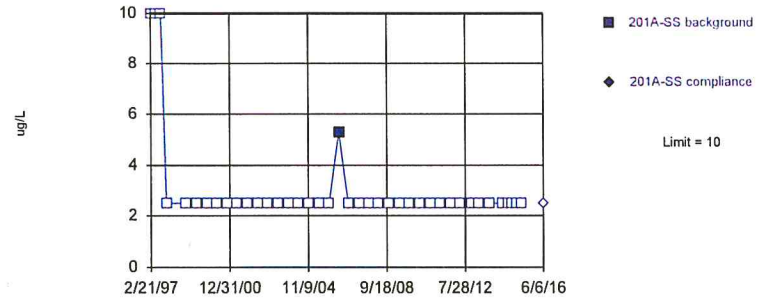

Non-parametric test used in lieu of parametric prediction limit because censored data exceeded 50%. Limit is highest of 40 background values. 97.5% NDs. Well-constituent pair annual alpha = 0.004602. Individual comparison alpha = 0.001152 (1 of 2). After outlier removal distribution was non-normal, so outlier results were invalidated.

Constituent: Copper Total Analysis Run 8/3/2016 11:08 AM

Bridgeton LF Client: RSI Data: Bridgeton LF

Sanitas™ v.9.5.26 Software licensed to Jett Environmental Consulting. UG
Hollow symbols indicate censored values.

Within Limit

Prediction Limit

Intrawell Non-parametric

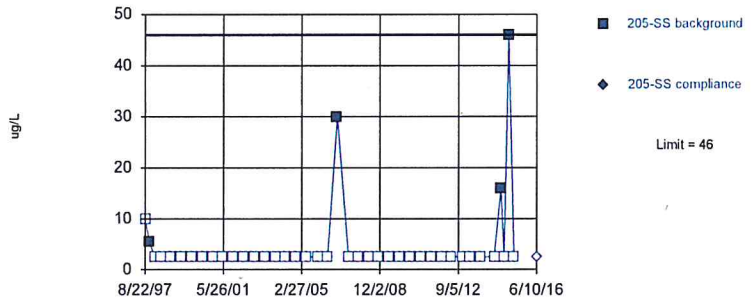

Non-parametric test used in lieu of parametric prediction limit because censored data exceeded 50%. Limit is highest of 40 background values. 90% NDs. Well-constituent pair annual alpha = 0.004602. Individual comparison alpha = 0.001152 (1 of 2). After outlier removal distribution was non-normal, so outlier results were invalidated.

Constituent: Copper Total Analysis Run 8/3/2016 11:08 AM
Bridgeton LF Client: RSI Data: Bridgeton LF

Sanitas™ v.9.5.26 Software licensed to Jett Environmental Consulting. UG

Within Limit

Prediction Limit

Intrawell Parametric

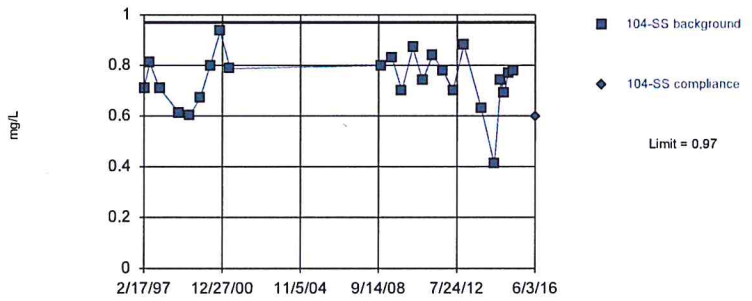

Background Data Summary (based on cube transformation): Mean=0.4327, Std. Dev.=0.1674, n=24. Normality test: Shapiro Wilk @alpha = 0.01, calculated = 0.9904, critical = 0.884. Kappa = 2.841 (c=34, w=9, 1 of 2, event alpha = 0.026). Report alpha = 0.00008608. Rosner's outlier test was performed on the background data. Two background outliers were removed: <0.25 (8/28/1997); 0.3 (4/11/2013).

Constituent: Fluoride Analysis Run 8/3/2016 11:08 AM
Bridgeton LF Client: RSI Data: Bridgeton LF

Sanitas™ v.9.5.26 Software licensed to Jett Environmental Consulting. UG

Within Limit

Prediction Limit

Intrawell Parametric

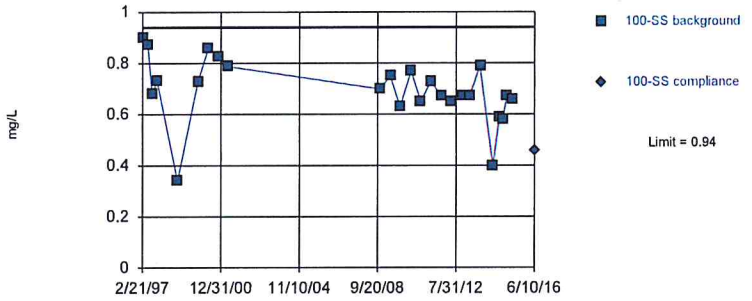

Background Data Summary (based on cube transformation): Mean=0.3625, Std. Dev.=0.1685, n=25. Normality test: Shapiro Wilk @alpha = 0.01, calculated = 0.9619, critical = 0.888. Kappa = 2.812 (c=34, w=9, 1 of 2, event alpha = 0.026). Report alpha = 0.00008608. Rosner's outlier test was performed on the background data. One background outlier was removed: <0.25 (5/18/1999).

Constituent: Fluoride Analysis Run 8/3/2016 11:08 AM
Bridgeton LF Client: RSI Data: Bridgeton LF

Sanitas™ v.9.5.26 Software licensed to Jett Environmental Consulting. UG

Within Limit

Prediction Limit

Intrawell Parametric

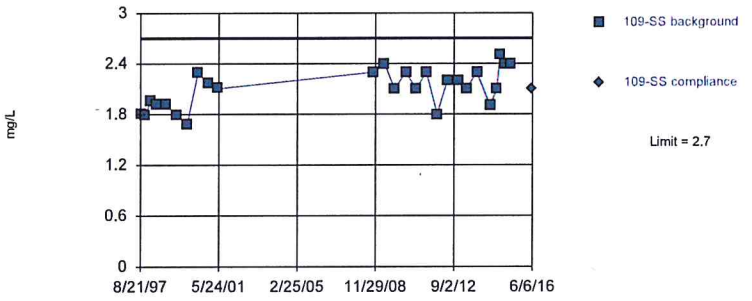

Background Data Summary (based on square transformation): Mean=4.504, Std. Dev.=0.9566, n=26. Normality test: Shapiro Wilk @alpha = 0.01, calculated = 0.9495, critical = 0.891. Kappa = 2.795 (c=34, w=9, 1 of 2, event alpha = 0.026). Report alpha = 0.00008608. EPA 1989 outlier screening was performed on the background data (to establish suspected outliers for Dixon's/Rosner's). No background outliers were found.

Constituent: Fluoride Analysis Run 8/3/2016 11:08 AM
Bridgeton LF Client: RSI Data: Bridgeton LF

Sanitas™ v.9.5.26 Software licensed to Jett Environmental Consulting, UG

Within Limit

Prediction Limit

Intrawell Parametric

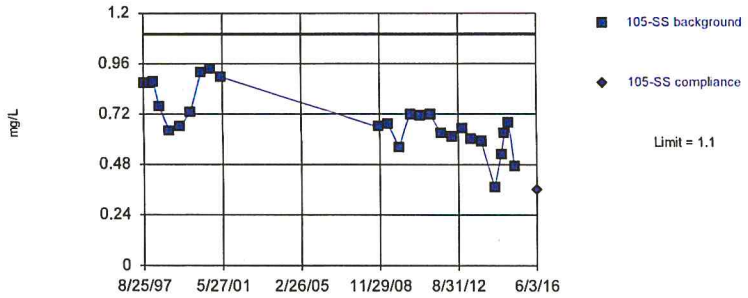

Background Data Summary: Mean=0.6903, Std. Dev.=0.1403, n=26. Normality test: Shapiro Wilk @alpha = 0.01, calculated = 0.9562, critical = 0.891. Kappa = 2.795 (c=34, w=9, 1 of 2, event alpha = 0.026). Report alpha = 0.00008608. Rosner's outlier test was performed on the background data. No background outliers were found.

Constituent: Fluoride Analysis Run 8/3/2016 11:08 AM

Bridgeton LF Client: RSI Data: Bridgeton LF

Sanitas™ v.9.5.26 Software licensed to Jett Environmental Consulting, UG

Within Limit

Prediction Limit

Intrawell Parametric

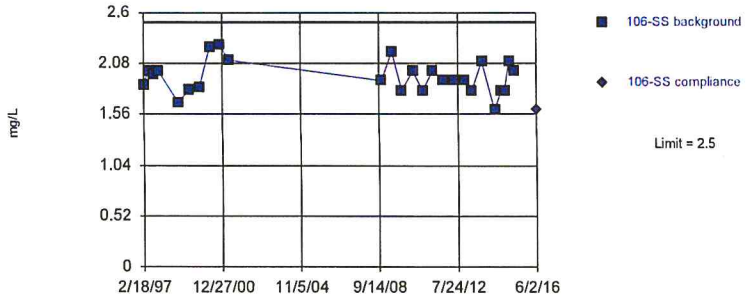

Background Data Summary (based on natural log transformation): Mean=0.6576, Std. Dev.=0.08543, n=26. Normality test: Shapiro Wilk @alpha = 0.01, calculated = 0.9659, critical = 0.891. Kappa = 2.795 (c=34, w=9, 1 of 2, event alpha = 0.026). Report alpha = 0.00008608. EPA 1989 outlier screening was performed on the background data (to establish suspected outliers for Dixon's/Rosner's). No background outliers were found.

Constituent: Fluoride Analysis Run 8/3/2016 11:08 AM

Bridgeton LF Client: RSI Data: Bridgeton LF

Sanitas™ v.9.5.26 Software licensed to Jett Environmental Consulting, UG

Within Limit

Prediction Limit

Intrawell Parametric

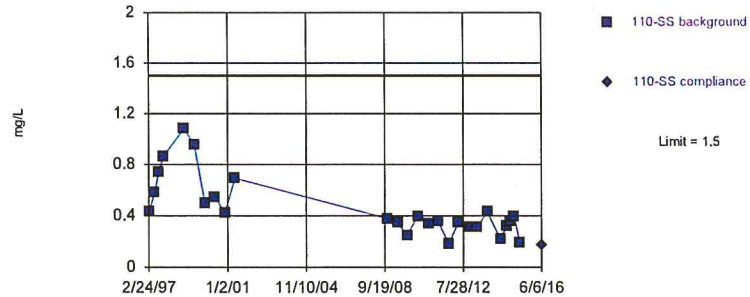

Background Data Summary (based on natural log transformation): Mean=-0.8833, Std. Dev.=0.4611, n=26. Normality test: Shapiro Wilk @alpha = 0.01, calculated = 0.961, critical = 0.891. Kappa = 2.795 (c=34, w=9, 1 of 2, event alpha = 0.026). Report alpha = 0.00008608. EPA 1989 outlier screening was performed on the background data (to establish suspected outliers for Dixon's/Rosner's). No background outliers were found.

Constituent: Fluoride Analysis Run 8/3/2016 11:08 AM

Bridgeton LF Client: RSI Data: Bridgeton LF

Sanitas™ v.9.5.26 Software licensed to Jett Environmental Consulting, UG

Within Limit

Prediction Limit

Intrawell Parametric

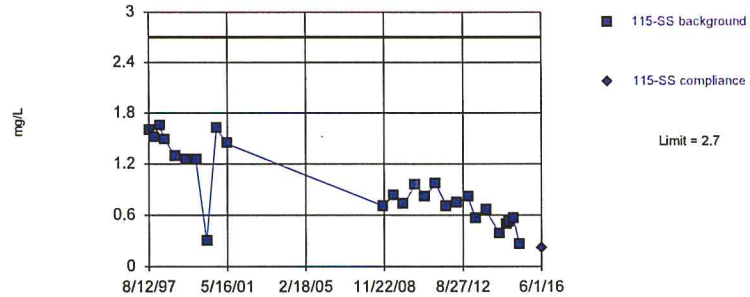

Background Data Summary (based on cube root transformation): Mean=0.9509, Std. Dev.=0.1594, n=26. Normality test: Shapiro Wilk @alpha = 0.01, calculated = 0.9484, critical = 0.891. Kappa = 2.795 (c=34, w=9, 1 of 2, event alpha = 0.026). Report alpha = 0.00008608. EPA 1989 outlier screening was performed on the background data (to establish suspected outliers for Dixon's/Rosner's). No background outliers were found.

Constituent: Fluoride Analysis Run 8/3/2016 11:08 AM

Bridgeton LF Client: RSI Data: Bridgeton LF

Sanitas™ v.9.5.26 Software licensed to Jett Environmental Consulting, UG

Within Limit

Prediction Limit

Intrawell Parametric

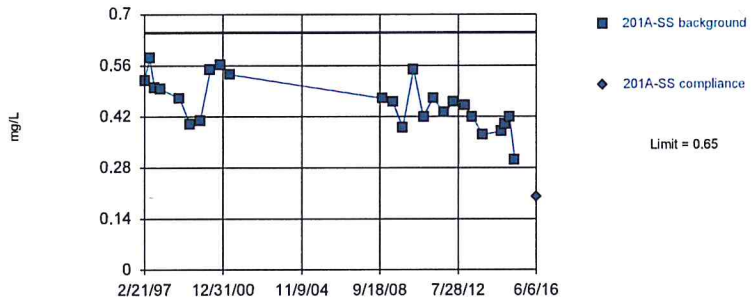

Background Data Summary: Mean=0.4567, Std. Dev.=0.06897, n=25. Normality test: Shapiro Wilk @alpha = 0.01, calculated = 0.9735, critical = 0.888. Kappa = 2.812 (c=34, w=9, 1 of 2, event alpha = 0.026). Report alpha = 0.00008608. Rosner's outlier test was performed on the background data. One background outlier was removed: 0.2 (5/28/2014).

Constituent: Fluoride Analysis Run 8/3/2016 11:08 AM

Bridgeton LF Client: RSI Data: Bridgeton LF

Sanitas™ v.9.5.26 Software licensed to Jett Environmental Consulting, UG

Within Limit

Prediction Limit

Intrawell Parametric

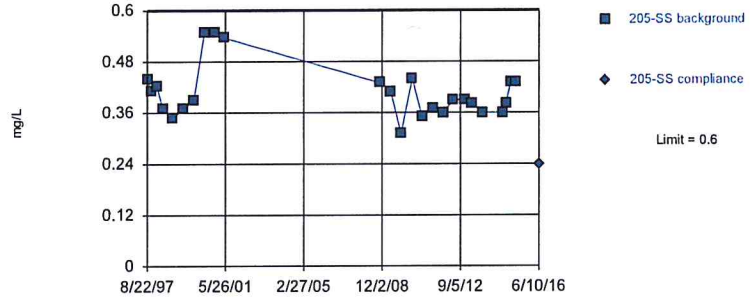

Background Data Summary (based on natural log transformation): Mean=-0.909, Std. Dev.=0.1421, n=25. Normality test: Shapiro Wilk @alpha = 0.01, calculated = 0.9114, critical = 0.888. Kappa = 2.812 (c=34, w=9, 1 of 2, event alpha = 0.026). Report alpha = 0.00008608. Rosner's outlier test was performed on the background data. One background outlier was removed: 0.18 (5/28/2014).

Constituent: Fluoride Analysis Run 8/3/2016 11:08 AM

Bridgeton LF Client: RSI Data: Bridgeton LF

Sanitas™ v.9.5.26 Software licensed to Jett Environmental Consulting, UG

Within Limit

Prediction Limit

Intrawell Parametric

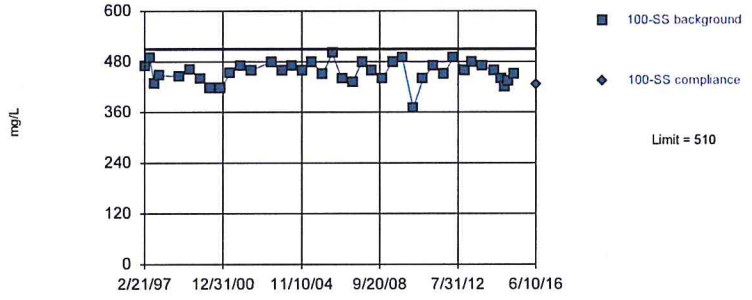

Background Data Summary (based on x^5 transformation): Mean=2.0e13, Std. Dev.=5.2e12, n=39. Normality test: Shapiro Wilk @alpha = 0.01, calculated = 0.9827, critical = 0.917. Kappa = 2.626 (c=34, w=9, 1 of 2, event alpha = 0.026). Report alpha = 0.00008608. Rosner's outlier test was performed on the background data. One background outlier was removed: 150 (11/19/2002).

Constituent: Hardness Total Analysis Run 8/3/2016 11:08 AM

Bridgeton LF Client: RSI Data: Bridgeton LF

Sanitas™ v.9.5.26 Software licensed to Jett Environmental Consulting, UG

Within Limit

Prediction Limit

Intrawell Parametric

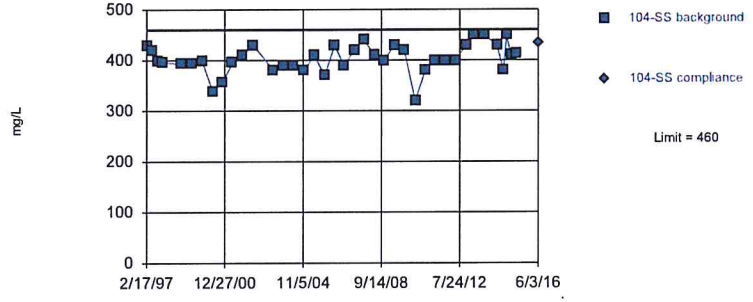

Background Data Summary (based on x^4 transformation): Mean=2.7e10, Std. Dev.=7.1e9, n=39. Normality test: Shapiro Wilk @alpha = 0.01, calculated = 0.9686, critical = 0.917. Kappa = 2.626 (c=34, w=9, 1 of 2, event alpha = 0.026). Report alpha = 0.00008608. Rosner's outlier test was performed on the background data. One background outlier was removed: 130 (11/19/2002).

Constituent: Hardness Total Analysis Run 8/3/2016 11:08 AM

Bridgeton LF Client: RSI Data: Bridgeton LF

Sanitas™ v.9.5.26 Software licensed to Jett Environmental Consulting, UG

Within Limit

Prediction Limit

Intrawell Non-parametric

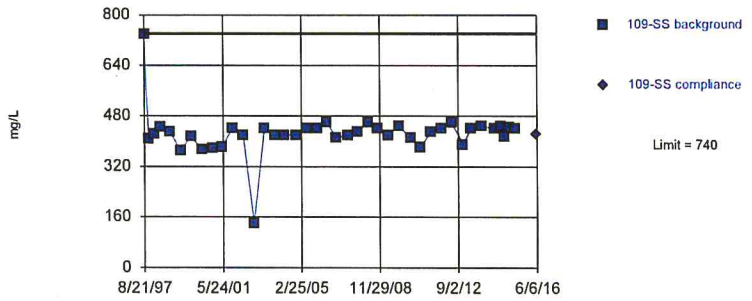

Non-parametric test used in lieu of parametric prediction limit because the Shapiro Wilk normality test showed the data to be non-normal at the 0.01 alpha level. Limit is highest of 40 background values. Well-constituent pair annual alpha = 0.004602. Individual comparison alpha = 0.001152 (1 of 2). After outlier removal distribution was non-normal, so outlier results were invalidated.

Constituent: Hardness Total Analysis Run 8/3/2016 11:08 AM
Bridgeton LF Client: RSI Data: Bridgeton LF

Sanitas™ v.9.5.26 Software licensed to Jett Environmental Consulting, UG

Within Limit

Prediction Limit

Intrawell Parametric

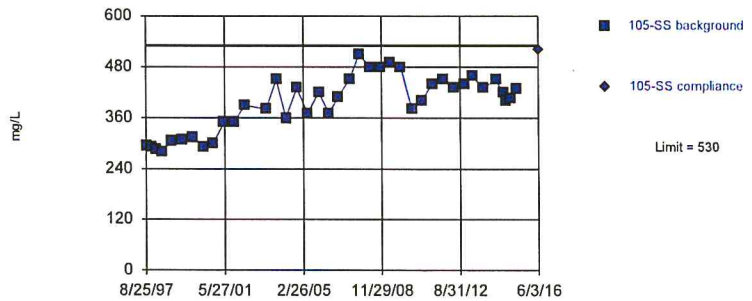

Background Data Summary (based on cube transformation): Mean=6.6e7, Std. Dev.=3.0e7, n=39. Normality test: Shapiro Wilk @alpha = 0.01, calculated = 0.9477, critical = 0.917. Kappa = 2.626 (c=34, w=9, 1 of 2, event alpha = 0.026). Report alpha = 0.00008608. Rosner's outlier test was performed on the background data. One background outlier was removed: 130 (11/19/2002).

Constituent: Hardness Total Analysis Run 8/3/2016 11:08 AM
Bridgeton LF Client: RSI Data: Bridgeton LF

Sanitas™ v.9.5.26 Software licensed to Jett Environmental Consulting, UG

Within Limit

Prediction Limit

Intrawell Parametric

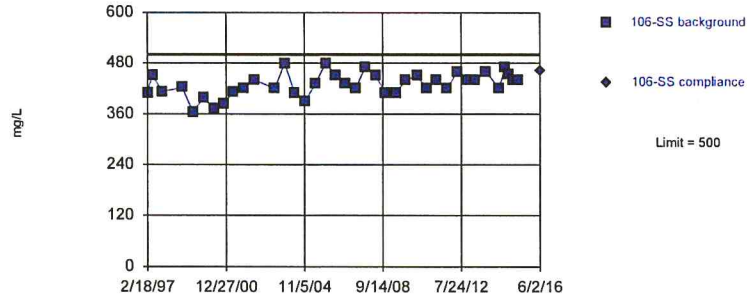

Background Data Summary (based on square transformation): Mean=185370, Std. Dev.=23529, n=38. Normality test: Shapiro Wilk @alpha = 0.01, calculated = 0.9721, critical = 0.916. Kappa = 2.635 (c=34, w=9, 1 of 2, event alpha = 0.026). Report alpha = 0.00008608. Rosner's outlier test was performed on the background data. Two background outliers were removed: 265 (8/25/1997); 130 (11/19/2002).

Constituent: Hardness Total Analysis Run 8/3/2016 11:08 AM
Bridgeton LF Client: RSI Data: Bridgeton LF

Sanitas™ v.9.5.26 Software licensed to Jett Environmental Consulting, UG

Within Limit

Prediction Limit

Intrawell Parametric

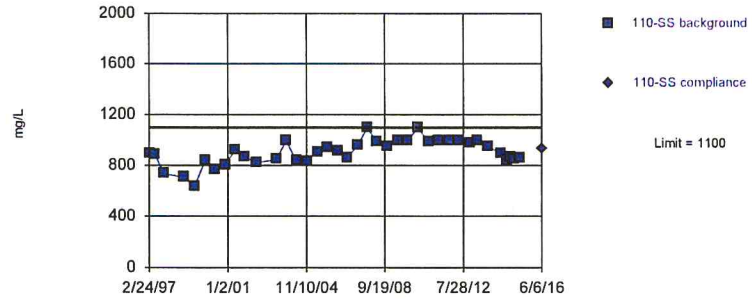

Background Data Summary (based on square transformation): Mean=828828, Std. Dev.=178557, n=38. Normality test: Shapiro Wilk @alpha = 0.01, calculated = 0.9687, critical = 0.916. Kappa = 2.635 (c=34, w=9, 1 of 2, event alpha = 0.026). Report alpha = 0.00008608. Rosner's outlier test was performed on the background data. Two background outliers were removed: 437 (8/22/1997); 270 (11/19/2002).

Constituent: Hardness Total Analysis Run 8/3/2016 11:08 AM
Bridgeton LF Client: RSI Data: Bridgeton LF

Sanitas™ v.9.5.26 Software licensed to Jett Environmental Consulting, UG

Within Limit

Prediction Limit

Intrawell Parametric

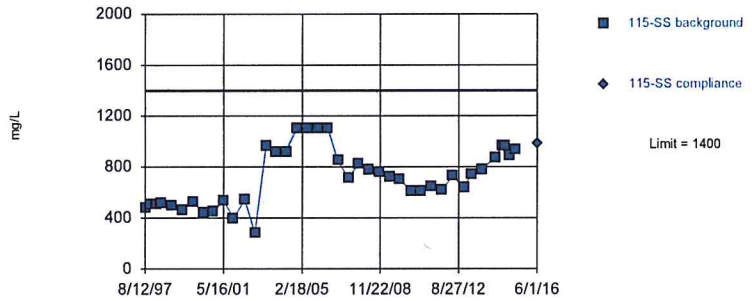

Background Data Summary (based on square root transformation): Mean=26.46, Std. Dev.=4.163, n=40. Normality test: Shapiro Wilk @alpha = 0.01, calculated = 0.9609, critical = 0.919. Kappa = 2.616 (c=34, w=9, 1 of 2, event alpha = 0.026). Report alpha = 0.00008608. EPA 1989 outlier screening was performed on the background data (to establish suspected outliers for Dixon's/Rosner's). No background outliers were found.

Constituent: Hardness Total Analysis Run 8/3/2016 11:08 AM

Bridgeton LF Client: RSI Data: Bridgeton LF

Sanitas™ v.9.5.26 Software licensed to Jett Environmental Consulting, UG

Within Limit

Prediction Limit

Intrawell Parametric

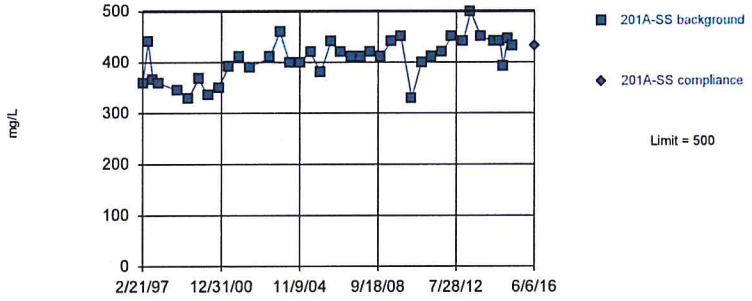

Background Data Summary (based on square transformation): Mean=166992, Std. Dev.=31934, n=39. Normality test: Shapiro Wilk @alpha = 0.01, calculated = 0.9649, critical = 0.917. Kappa = 2.626 (c=34, w=9, 1 of 2, event alpha = 0.026). Report alpha = 0.00008608. Rosner's outlier test was performed on the background data. One background outlier was removed: 120 (11/19/2002).

Constituent: Hardness Total Analysis Run 8/3/2016 11:08 AM

Bridgeton LF Client: RSI Data: Bridgeton LF

Sanitas™ v.9.5.26 Software licensed to Jett Environmental Consulting, UG

Within Limit

Prediction Limit

Intrawell Parametric

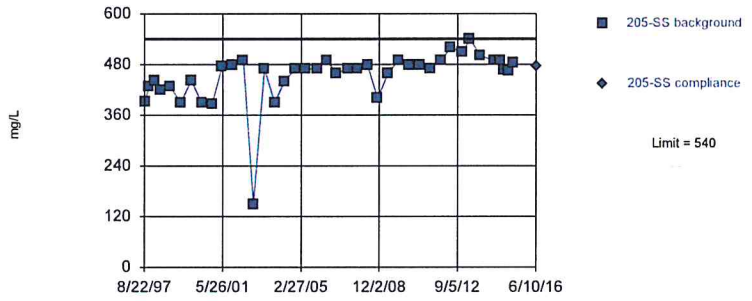

Background Data Summary (based on x^5 transformation): Mean=2.2e13, Std. Dev.=9.0e12, n=40. Normality test: Shapiro Wilk @alpha = 0.01, calculated = 0.9654, critical = 0.919. Kappa = 2.616 (c=34, w=9, 1 of 2, event alpha = 0.026). Report alpha = 0.00008608. After outlier removal distribution was non-normal, so outlier results were invalidated.

Constituent: Hardness Total Analysis Run 8/3/2016 11:08 AM

Bridgeton LF Client: RSI Data: Bridgeton LF

Sanitas™ v.9.5.26 Software licensed to Jett Environmental Consulting, UG

Hollow symbols indicate censored values.

Within Limit

Prediction Limit

Intrawell Non-parametric

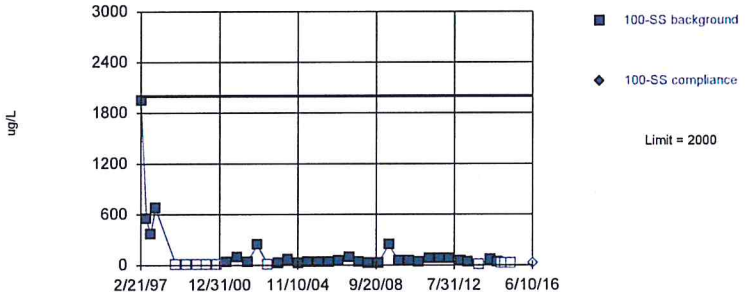

Non-parametric test used in lieu of parametric prediction limit because the Shapiro Wilk normality test showed the data to be non-normal at the 0.01 alpha level. Limit is highest of 40 background values. 25% NDs. Well-constituent pair annual alpha = 0.004602. Individual comparison alpha = 0.001152 (1 of 2). After outlier removal distribution was non-normal, so outlier results were invalidated.

Constituent: Iron Total Analysis Run 8/3/2016 11:08 AM

Bridgeton LF Client: RSI Data: Bridgeton LF

Sanitas™ v.9.5.26 Software licensed to Jett Environmental Consulting, UG

Within Limit

Prediction Limit

Intrawell Parametric

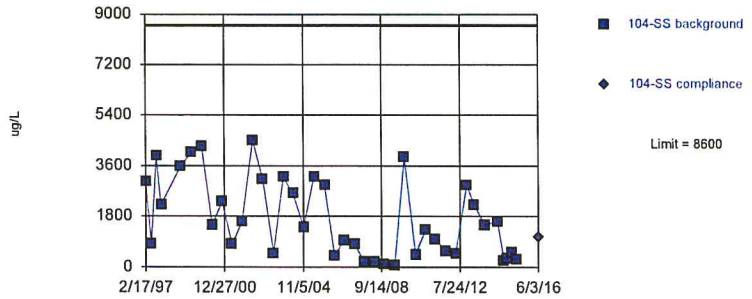

Background Data Summary (based on cube root transformation): Mean=10.96, Std. Dev.=3.646, n=40. Normality test: Shapiro Wilk @alpha = 0.01, calculated = 0.9386, critical = 0.919. Kappa = 2.616 (c=34, w=9, 1 of 2, event alpha = 0.026). Report alpha = 0.00008608. EPA 1989 outlier screening was performed on the background data (to establish suspected outliers for Dixon's/Rosner's). No background outliers were found.

Constituent: Iron Total Analysis Run 8/3/2016 11:09 AM

Bridgeton LF Client: RSI Data: Bridgeton LF

Sanitas™ v.9.5.26 Software licensed to Jett Environmental Consulting, UG
Hollow symbols indicate censored values.

Within Limit

Prediction Limit

Intrawell Parametric

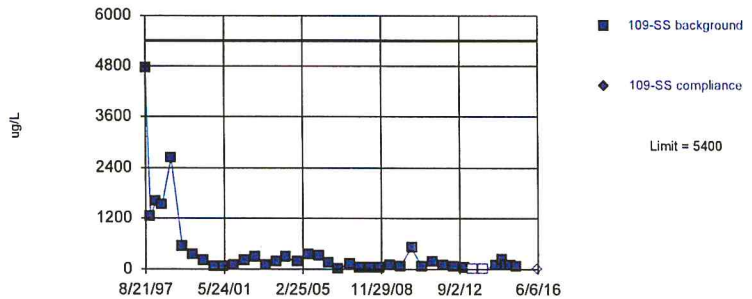

Background Data Summary (based on natural log transformation): Mean=5.028, Std. Dev.=1.361, n=40, 5% NDs. Normality test: Shapiro Wilk @alpha = 0.01, calculated = 0.9648, critical = 0.919. Kappa = 2.616 (c=34, w=9, 1 of 2, event alpha = 0.026). Report alpha = 0.00008608. EPA 1989 outlier screening was performed on the background data (to establish suspected outliers for Dixon's/Rosner's). No background outliers were found.

Constituent: Iron Total Analysis Run 8/3/2016 11:09 AM

Bridgeton LF Client: RSI Data: Bridgeton LF

Sanitas™ v.9.5.26 Software licensed to Jett Environmental Consulting, UG

Within Limit

Prediction Limit

Intrawell Parametric

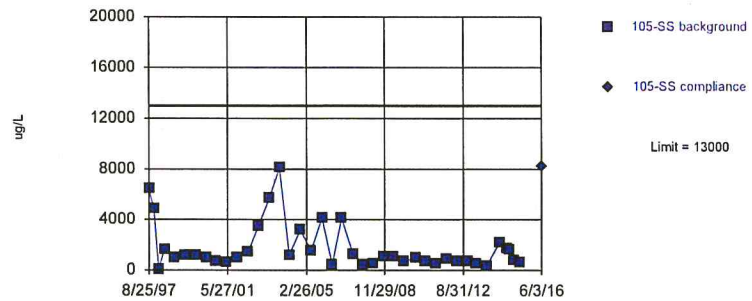

Background Data Summary (based on natural log transformation): Mean=7.052, Std. Dev.=0.9184, n=40. Normality test: Shapiro Wilk @alpha = 0.01, calculated = 0.9596, critical = 0.919. Kappa = 2.616 (c=34, w=9, 1 of 2, event alpha = 0.026). Report alpha = 0.00008608. EPA 1989 outlier screening was performed on the background data (to establish suspected outliers for Dixon's/Rosner's). No background outliers were found.

Constituent: Iron Total Analysis Run 8/3/2016 11:09 AM

Bridgeton LF Client: RSI Data: Bridgeton LF

Sanitas™ v.9.5.26 Software licensed to Jett Environmental Consulting, UG

Within Limit

Prediction Limit

Intrawell Parametric

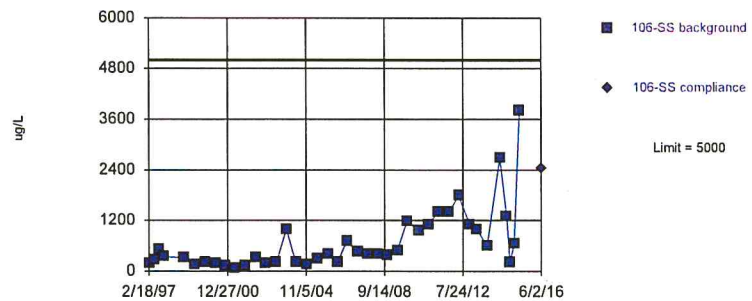

Background Data Summary (based on natural log transformation): Mean=6.103, Std. Dev.=0.921, n=40. Normality test: Shapiro Wilk @alpha = 0.01, calculated = 0.9678, critical = 0.919. Kappa = 2.616 (c=34, w=9, 1 of 2, event alpha = 0.026). Report alpha = 0.00008608. EPA 1989 outlier screening was performed on the background data (to establish suspected outliers for Dixon's/Rosner's). No background outliers were found.

Constituent: Iron Total Analysis Run 8/3/2016 11:09 AM

Bridgeton LF Client: RSI Data: Bridgeton LF

Sanitas™ v.9.5.26 Software licensed to Jett Environmental Consulting, UG

Within Limit

Prediction Limit

Intrawell Parametric

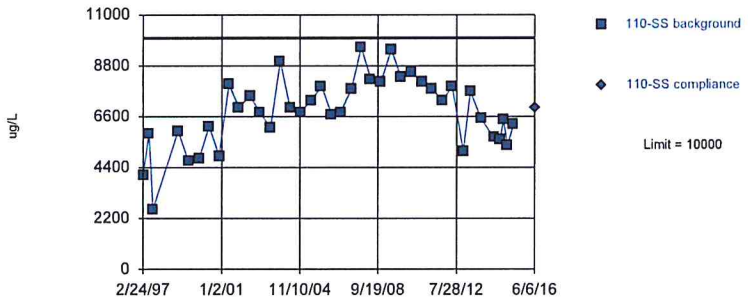

Background Data Summary (based on square transformation): Mean=4.9e7, Std. Dev.=2.0e7, n=39. Normality test: Shapiro Wilk @alpha = 0.01, calculated = 0.9841, critical = 0.917. Kappa = 2.626 (c=34, w=9, 1 of 2, event alpha = 0.026). Report alpha = 0.00008608. Rosner's outlier test was performed on the background data. One background outlier was removed: <18.2 (11/8/1997).

Constituent: Iron Total Analysis Run 8/3/2016 11:09 AM

Bridgeton LF Client: RSI Data: Bridgeton LF

Sanitas™ v.9.5.26 Software licensed to Jett Environmental Consulting, UG

Within Limit

Prediction Limit

Intrawell Parametric

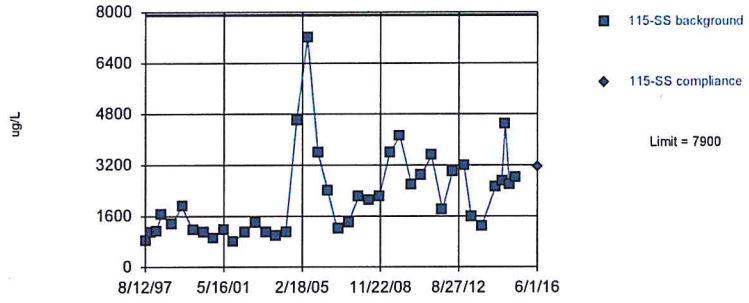

Background Data Summary (based on natural log transformation): Mean=7.55, Std. Dev.=0.5467, n=40. Normality test: Shapiro Wilk @alpha = 0.01, calculated = 0.9494, critical = 0.919. Kappa = 2.616 (c=34, w=9, 1 of 2, event alpha = 0.026). Report alpha = 0.00008608. EPA 1989 outlier screening was performed on the background data (to establish suspected outliers for Dixon's/Rosner's). No background outliers were found.

Constituent: Iron Total Analysis Run 8/3/2016 11:09 AM

Bridgeton LF Client: RSI Data: Bridgeton LF

Sanitas™ v.9.5.26 Software licensed to Jett Environmental Consulting, UG

Within Limit

Prediction Limit

Intrawell Parametric

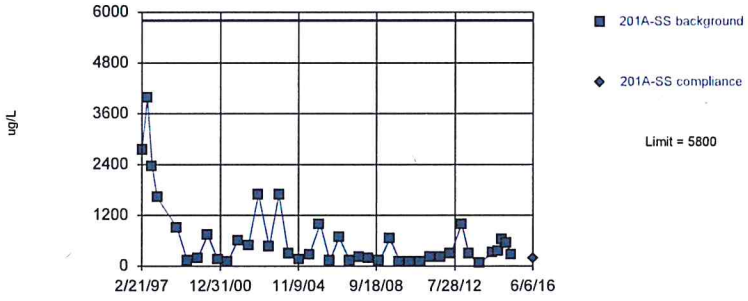

Background Data Summary (based on natural log transformation): Mean=5.9, Std. Dev.=1.058, n=40. Normality test: Shapiro Wilk @alpha = 0.01, calculated = 0.9514, critical = 0.919. Kappa = 2.616 (c=34, w=9, 1 of 2, event alpha = 0.026). Report alpha = 0.00008608. EPA 1989 outlier screening was performed on the background data (to establish suspected outliers for Dixon's/Rosner's). No background outliers were found.

Constituent: Iron Total Analysis Run 8/3/2016 11:09 AM

Bridgeton LF Client: RSI Data: Bridgeton LF

Sanitas™ v.9.5.26 Software licensed to Jett Environmental Consulting, UG

Within Limit

Prediction Limit

Intrawell Parametric

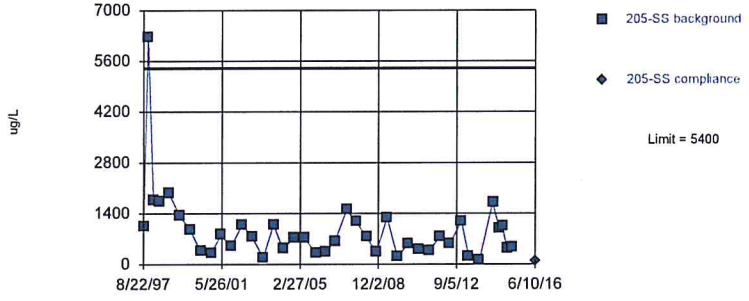

Background Data Summary (based on natural log transformation): Mean=6.53, Std. Dev.=0.7894, n=40. Normality test: Shapiro Wilk @alpha = 0.01, calculated = 0.9844, critical = 0.919. Kappa = 2.616 (c=34, w=9, 1 of 2, event alpha = 0.026). Report alpha = 0.00008608. EPA 1989 outlier screening was performed on the background data (to establish suspected outliers for Dixon's/Rosner's). No background outliers were found.

Constituent: Iron Total Analysis Run 8/3/2016 11:09 AM

Bridgeton LF Client: RSI Data: Bridgeton LF

Sanitas™ v.9.5.26 Software licensed to Jett Environmental Consulting. UG
Hollow symbols indicate censored values.

Within Limit

Prediction Limit

Intrawell Non-parametric

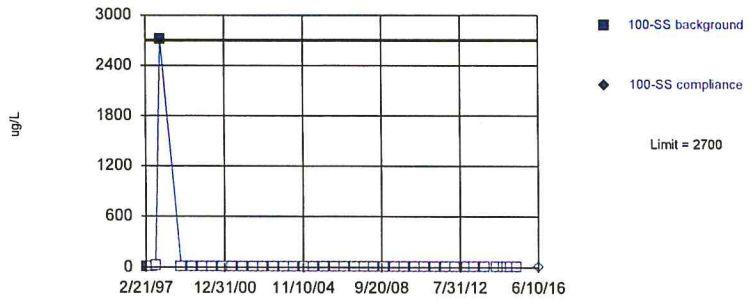

Non-parametric test used in lieu of parametric prediction limit because censored data exceeded 50%. Limit is highest of 40 background values. 95% NDs. Well-constituent pair annual alpha = 0.004602. Individual comparison alpha = 0.001152 (1 of 2). After outlier removal distribution was non-normal, so outlier results were invalidated.

Constituent: Lead Total Analysis Run 8/3/2016 11:09 AM
Bridgeton LF Client: RSI Data: Bridgeton LF

Sanitas™ v.9.5.26 Software licensed to Jett Environmental Consulting. UG
Hollow symbols indicate censored values.

Within Limit

Prediction Limit

Intrawell Non-parametric

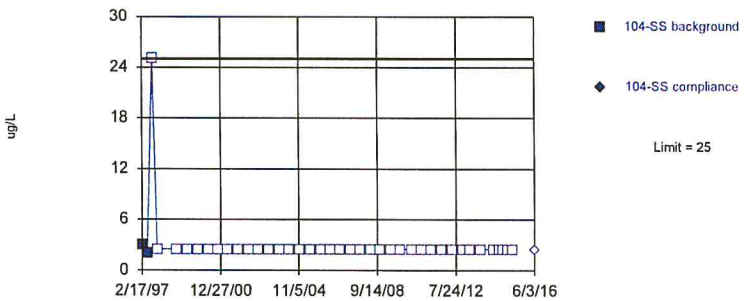

Non-parametric test used in lieu of parametric prediction limit because censored data exceeded 50%. Limit is highest of 40 background values. 95% NDs. Well-constituent pair annual alpha = 0.004602. Individual comparison alpha = 0.001152 (1 of 2). After outlier removal distribution was non-normal, so outlier results were invalidated.

Constituent: Lead Total Analysis Run 8/3/2016 11:09 AM
Bridgeton LF Client: RSI Data: Bridgeton LF

Sanitas™ v.9.5.26 Software licensed to Jett Environmental Consulting. UG
Hollow symbols indicate censored values.

Within Limit

Prediction Limit

Intrawell Non-parametric

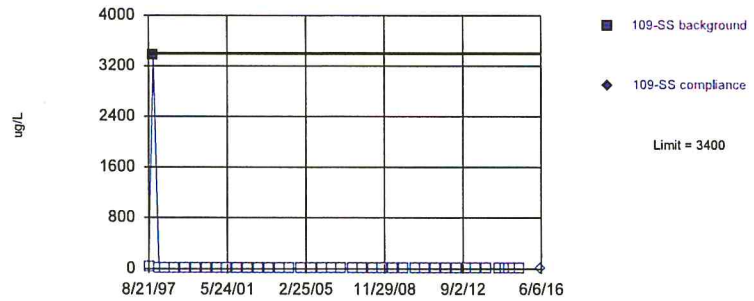

Non-parametric test used in lieu of parametric prediction limit because censored data exceeded 50%. Limit is highest of 40 background values. 97.5% NDs. Well-constituent pair annual alpha = 0.004602. Individual comparison alpha = 0.001152 (1 of 2). After outlier removal distribution was non-normal, so outlier results were invalidated.

Constituent: Lead Total Analysis Run 8/3/2016 11:09 AM
Bridgeton LF Client: RSI Data: Bridgeton LF

Sanitas™ v.9.5.26 Software licensed to Jett Environmental Consulting. UG
Hollow symbols indicate censored values.

Within Limit

Prediction Limit

Intrawell Non-parametric

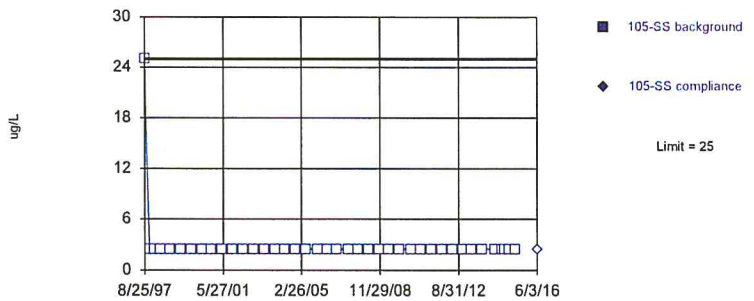

Non-parametric test used in lieu of parametric prediction limit because censored data exceeded 50%. Limit is highest of 40 background values. 100% NDs. Well-constituent pair annual alpha = 0.004602. Individual comparison alpha = 0.001152 (1 of 2). After outlier removal distribution was non-normal, so outlier results were invalidated.

Constituent: Lead Total Analysis Run 8/3/2016 11:09 AM
Bridgeton LF Client: RSI Data: Bridgeton LF

Sanitas™ v.9.5.26 Software licensed to Jett Environmental Consulting, UG
Hollow symbols indicate censored values.

Within Limit

Prediction Limit

Intrawell Non-parametric

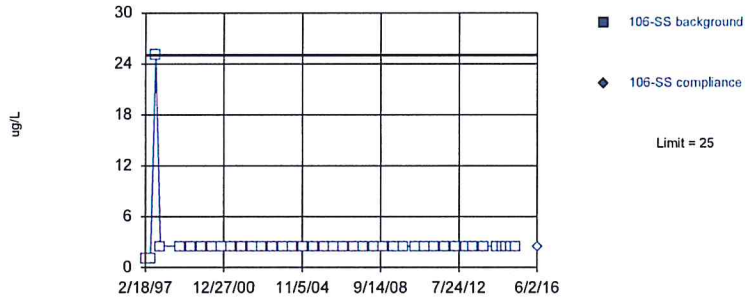

Non-parametric test used in lieu of parametric prediction limit because censored data exceeded 50%. Limit is highest of 40 background values. 100% NDs. Well-constituent pair annual alpha = 0.004602. Individual comparison alpha = 0.001152 (1 of 2). After outlier removal distribution was non-normal, so outlier results were invalidated.

Constituent: Lead Total Analysis Run 8/3/2016 11:09 AM
Bridgeton LF Client: RSI Data: Bridgeton LF

Sanitas™ v.9.5.26 Software licensed to Jett Environmental Consulting, UG
Hollow symbols indicate censored values.

Within Limit

Prediction Limit

Intrawell Non-parametric

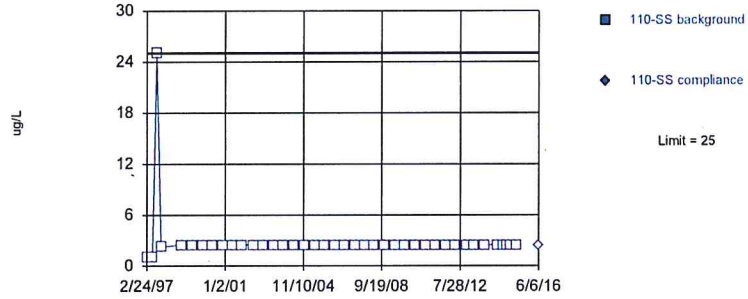

Non-parametric test used in lieu of parametric prediction limit because censored data exceeded 50%. Limit is highest of 40 background values. 100% NDs. Well-constituent pair annual alpha = 0.004602. Individual comparison alpha = 0.001152 (1 of 2). After outlier removal distribution was non-normal, so outlier results were invalidated.

Constituent: Lead Total Analysis Run 8/3/2016 11:09 AM
Bridgeton LF Client: RSI Data: Bridgeton LF

Sanitas™ v.9.5.26 Software licensed to Jett Environmental Consulting, UG
Hollow symbols indicate censored values.

Within Limit

Prediction Limit

Intrawell Non-parametric

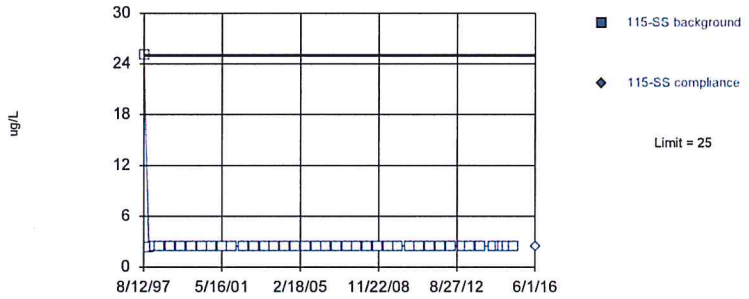

Non-parametric test used in lieu of parametric prediction limit because censored data exceeded 50%. Limit is highest of 40 background values. 100% NDs. Well-constituent pair annual alpha = 0.004602. Individual comparison alpha = 0.001152 (1 of 2). After outlier removal distribution was non-normal, so outlier results were invalidated.

Constituent: Lead Total Analysis Run 8/3/2016 11:09 AM
Bridgeton LF Client: RSI Data: Bridgeton LF

Sanitas™ v.9.5.26 Software licensed to Jett Environmental Consulting, UG
Hollow symbols indicate censored values.

Within Limit

Prediction Limit

Intrawell Non-parametric

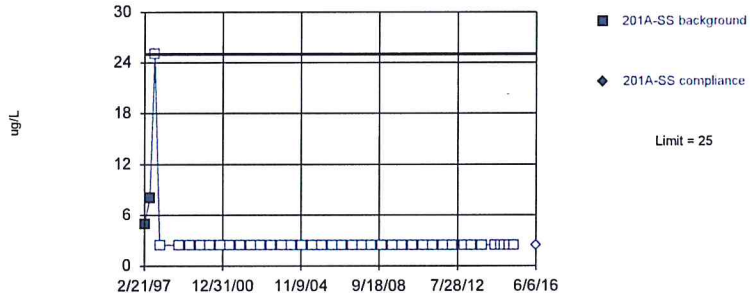

Non-parametric test used in lieu of parametric prediction limit because censored data exceeded 50%. Limit is highest of 40 background values. 95% NDs. Well-constituent pair annual alpha = 0.004602. Individual comparison alpha = 0.001152 (1 of 2). After outlier removal distribution was non-normal, so outlier results were invalidated.

Constituent: Lead Total Analysis Run 8/3/2016 11:09 AM
Bridgeton LF Client: RSI Data: Bridgeton LF

Sanitas™ v.9.5.26 Software licensed to Jett Environmental Consulting, UG
Hollow symbols indicate censored values.

Within Limit

Prediction Limit

Intrawell Non-parametric

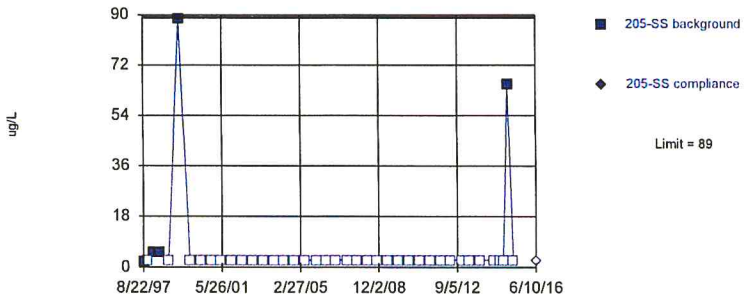

Non-parametric test used in lieu of parametric prediction limit because censored data exceeded 50%. Limit is highest of 40 background values. 87.5% NDs. Well-constituent pair annual alpha = 0.004602. Individual comparison alpha = 0.001152 (1 of 2). After outlier removal distribution was non-normal, so outlier results were invalidated.

Constituent: Lead Total Analysis Run 8/3/2016 11:09 AM

Bridgeton LF Client: RSI Data: Bridgeton LF

Sanitas™ v.9.5.26 Software licensed to Jett Environmental Consulting, UG

Within Limit

Prediction Limit

Intrawell Parametric

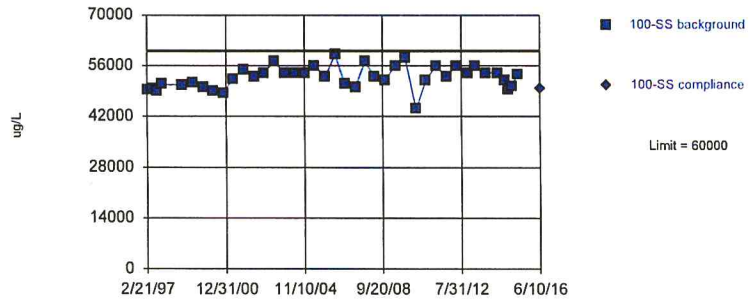

Background Data Summary (based on cube transformation): Mean=1.5e14, Std. Dev.=2.5e13, n=40. Normality test: Shapiro Wilk @alpha = 0.01, calculated = 0.9819, critical = 0.919. Kappa = 2.616 (c=34, w=9, 1 of 2, event alpha = 0.026). Report alpha = 0.00008608. Rosner's outlier test was performed on the background data. No background outliers were found.

Constituent: Magnesium Total Analysis Run 8/3/2016 11:09 AM

Bridgeton LF Client: RSI Data: Bridgeton LF

Sanitas™ v.9.5.26 Software licensed to Jett Environmental Consulting, UG

Within Limit

Prediction Limit

Intrawell Parametric

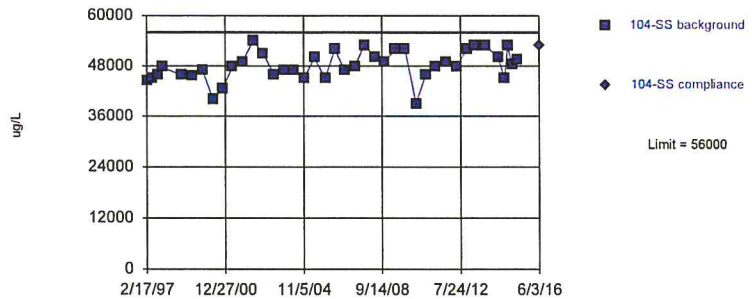

Background Data Summary (based on cube transformation): Mean=1.1e14, Std. Dev.=2.4e13, n=40. Normality test: Shapiro Wilk @alpha = 0.01, calculated = 0.9654, critical = 0.919. Kappa = 2.616 (c=34, w=9, 1 of 2, event alpha = 0.026). Report alpha = 0.00008608. EPA 1989 outlier screening was performed on the background data (to establish suspected outliers for Dixon's/Rosner's). No background outliers were found.

Constituent: Magnesium Total Analysis Run 8/3/2016 11:09 AM

Bridgeton LF Client: RSI Data: Bridgeton LF

Sanitas™ v.9.5.26 Software licensed to Jett Environmental Consulting, UG

Within Limit

Prediction Limit

Intrawell Parametric

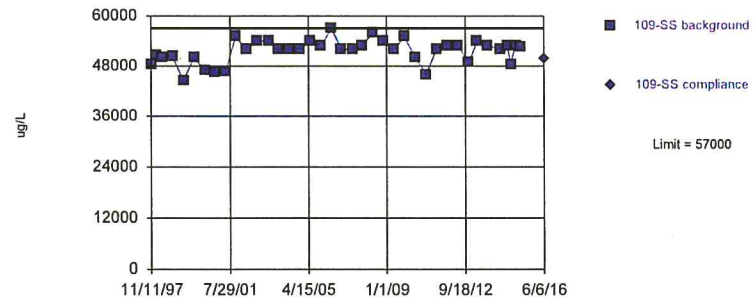

Background Data Summary (based on x^6 transformation): Mean=2.0e28, Std. Dev.=5.9e27, n=39. Normality test: Shapiro Wilk @alpha = 0.01, calculated = 0.9685, critical = 0.917. Kappa = 2.626 (c=34, w=9, 1 of 2, event alpha = 0.026). Report alpha = 0.00008608. Rosner's outlier test was performed on the background data. One background outlier was removed: 74000 (8/21/1997).

Constituent: Magnesium Total Analysis Run 8/3/2016 11:09 AM

Bridgeton LF Client: RSI Data: Bridgeton LF

Sanitas™ v.9.5.26 Software licensed to Jett Environmental Consulting, UG

Exceeds Limit

Prediction Limit

Intrawell Parametric

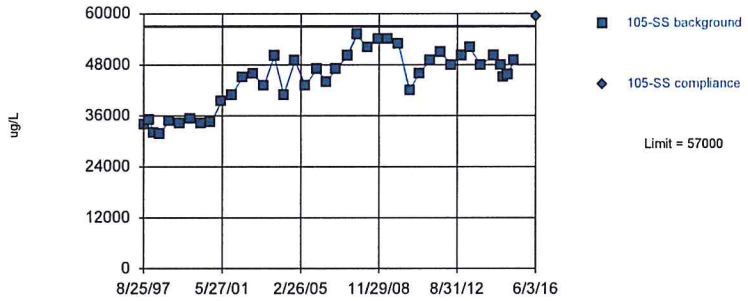

Background Data Summary (based on x^4 transformation): Mean=4.5e18, Std. Dev.=2.3e18, n=40. Normality test: Shapiro Wilk @alpha = 0.01, calculated = 0.944, critical = 0.919. Kappa = 2.616 (c=34, w=9, 1 of 2, event alpha = 0.026). Report alpha = 0.00008608. After outlier removal distribution was non-normal, so outlier results were invalidated.

Constituent: Magnesium Total Analysis Run 8/3/2016 11:09 AM

Bridgeton LF Client: RSI Data: Bridgeton LF

Sanitas™ v.9.5.26 Software licensed to Jett Environmental Consulting, UG

Within Limit

Prediction Limit

Intrawell Parametric

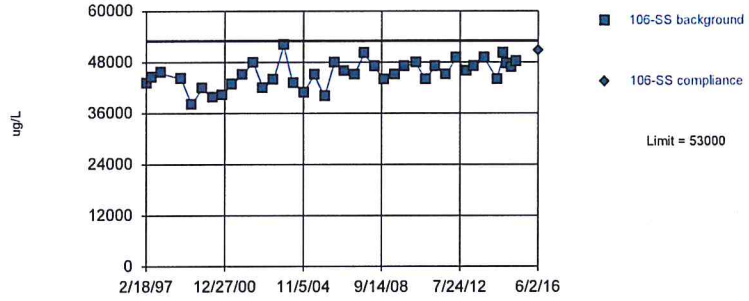

Background Data Summary (based on square transformation): Mean=2.1e9, Std. Dev.=2.8e8, n=39. Normality test: Shapiro Wilk @alpha = 0.01, calculated = 0.9877, critical = 0.917. Kappa = 2.626 (c=34, w=9, 1 of 2, event alpha = 0.026). Report alpha = 0.00008608. Rosner's outlier test was performed on the background data. One background outlier was removed: 28000 (8/25/1997).

Constituent: Magnesium Total Analysis Run 8/3/2016 11:09 AM

Bridgeton LF Client: RSI Data: Bridgeton LF

Sanitas™ v.9.5.26 Software licensed to Jett Environmental Consulting, UG

Within Limit

Prediction Limit

Intrawell Parametric

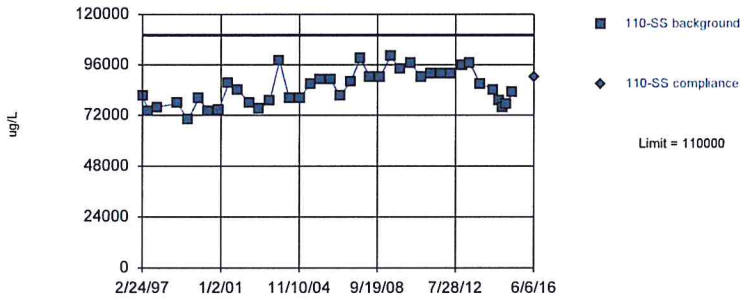

Background Data Summary (based on natural log transformation): Mean=11.35, Std. Dev.=0.09625, n=39. Normality test: Shapiro Wilk @alpha = 0.01, calculated = 0.9548, critical = 0.917. Kappa = 2.626 (c=34, w=9, 1 of 2, event alpha = 0.026). Report alpha = 0.00008608. Rosner's outlier test was performed on the background data. One background outlier was removed: 51000 (8/22/1997).

Constituent: Magnesium Total Analysis Run 8/3/2016 11:09 AM

Bridgeton LF Client: RSI Data: Bridgeton LF

Sanitas™ v.9.5.26 Software licensed to Jett Environmental Consulting, UG

Within Limit

Prediction Limit

Intrawell Parametric

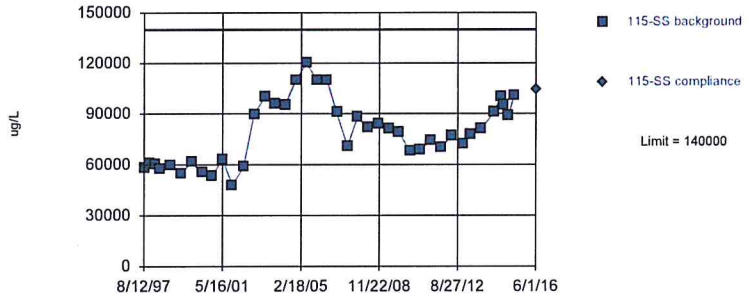

Background Data Summary (based on cube root transformation): Mean=42.67, Std. Dev.=3.364, n=40. Normality test: Shapiro Wilk @alpha = 0.01, calculated = 0.9636, critical = 0.919. Kappa = 2.616 (c=34, w=9, 1 of 2, event alpha = 0.026). Report alpha = 0.00008608. EPA 1989 outlier screening was performed on the background data (to establish suspected outliers for Dixon's/Rosner's). No background outliers were found.

Constituent: Magnesium Total Analysis Run 8/3/2016 11:09 AM

Bridgeton LF Client: RSI Data: Bridgeton LF

Within Limit

Prediction Limit

Intrawell Parametric

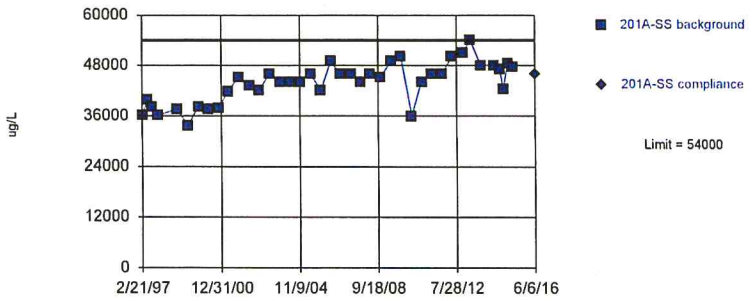

Background Data Summary (based on cube transformation): Mean=8.7e13, Std. Dev.=2.7e13, n=40. Normality test: Shapiro Wilk @alpha = 0.01, calculated = 0.9699, critical = 0.919. Kappa = 2.616 (c=34, w=9, 1 of 2, event alpha = 0.026). Report alpha = 0.00008608. EPA 1989 outlier screening was performed on the background data (to establish suspected outliers for Dixon's/Rosner's). No background outliers were found.

Constituent: Magnesium Total Analysis Run 8/3/2016 11:09 AM

Bridgeton LF Client: RSI Data: Bridgeton LF

Sanitas™ v.9.5.26 Software licensed to Jett Environmental Consulting, UG

Within Limit

Prediction Limit

Intrawell Parametric

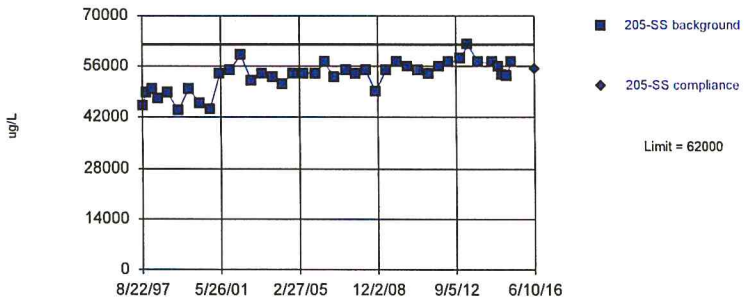

Background Data Summary (based on x^4 transformation): Mean=8.3e18, Std. Dev.=2.4e18, n=40. Normality test: Shapiro Wilk @alpha = 0.01, calculated = 0.9625, critical = 0.919. Kappa = 2.616 (c=34, w=9, 1 of 2, event alpha = 0.026). Report alpha = 0.00008608. EPA 1989 outlier screening was performed on the background data (to establish suspected outliers for Dixon's/Rosner's). No background outliers were found.

Constituent: Magnesium Total Analysis Run 8/3/2016 11:09 AM

Bridgeton LF Client: RSI Data: Bridgeton LF

Sanitas™ v.9.5.26 Software licensed to Jett Environmental Consulting, UG

Hollow symbols indicate censored values.

Within Limit

Prediction Limit

Intrawell Non-parametric

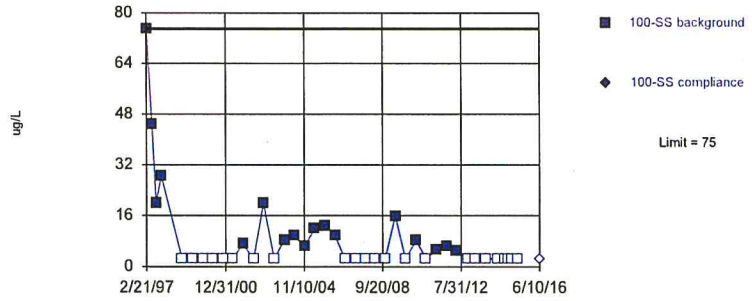

Non-parametric test used in lieu of parametric prediction limit because censored data exceeded 50%. Limit is highest of 40 background values. 57.5% NDs. Well-constituent pair annual alpha = 0.004602. Individual comparison alpha = 0.001152 (1 of 2). After outlier removal distribution was non-normal, so outlier results were invalidated.

Constituent: Manganese Total Analysis Run 8/3/2016 11:09 AM

Bridgeton LF Client: RSI Data: Bridgeton LF

Sanitas™ v.9.5.26 Software licensed to Jett Environmental Consulting, UG

Hollow symbols indicate censored values.

Within Limit

Prediction Limit

Intrawell Parametric

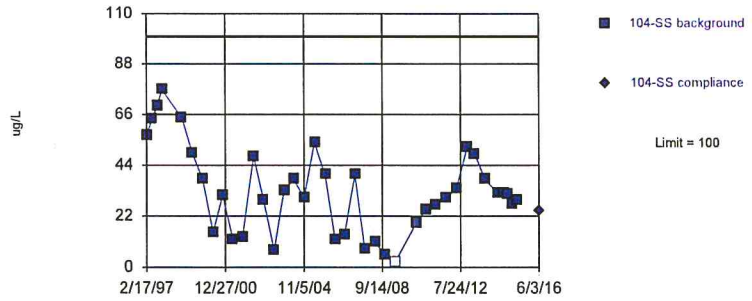

Background Data Summary (based on square root transformation): Mean=5.486, Std. Dev.=1.746, n=39, 2.564% NDs. Normality test: Shapiro Wilk @alpha = 0.01, calculated = 0.9696, critical = 0.917. Kappa = 2.626 (c=34, w=9, 1 of 2, event alpha = 0.026). Report alpha = 0.00008608. Rosner's outlier test was performed on the background data. One background outlier was removed: 160 (11/4/2009).

Constituent: Manganese Total Analysis Run 8/3/2016 11:09 AM

Bridgeton LF Client: RSI Data: Bridgeton LF

Sanitas™ v.9.5.26 Software licensed to Jett Environmental Consulting, UG
Hollow symbols indicate censored values.

Within Limit

Prediction Limit

Intrawell Non-parametric

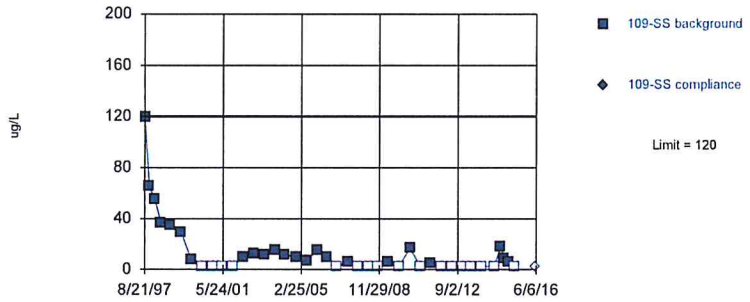

Non-parametric test used in lieu of parametric prediction limit because the Shapiro Wilk normality test showed the data to be non-normal at the 0.01 alpha level. Limit is highest of 40 background values. 42.5% NDs. Well-constituent pair annual alpha = 0.004602. Individual comparison alpha = 0.001152 (1 of 2). After outlier removal distribution was non-normal, so outlier results were invalidated.

Constituent: Manganese Total Analysis Run 8/3/2016 11:09 AM
Bridgeton LF Client: RSI Data: Bridgeton LF

Sanitas™ v.9.5.26 Software licensed to Jett Environmental Consulting, UG
Hollow symbols indicate censored values.

Exceeds Limit

Prediction Limit

Intrawell Parametric

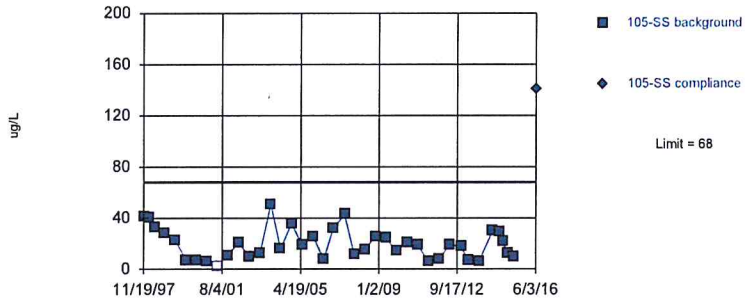

Background Data Summary (based on cube root transformation): Mean=2.59, Std. Dev.=0.5683, n=39, 2.564% NDs. Normality test: Shapiro Wilk @alpha = 0.01, calculated = 0.9742, critical = 0.917. Kappa = 2.626 (c=34, w=9, 1 of 2, event alpha = 0.026). Report alpha = 0.00008608. Rosner's outlier test was performed on the background data. One background outlier was removed: 240 (8/25/1997).

Constituent: Manganese Total Analysis Run 8/3/2016 11:09 AM
Bridgeton LF Client: RSI Data: Bridgeton LF

Sanitas™ v.9.5.26 Software licensed to Jett Environmental Consulting, UG
Hollow symbols indicate censored values.

Within Limit

Prediction Limit

Intrawell Parametric

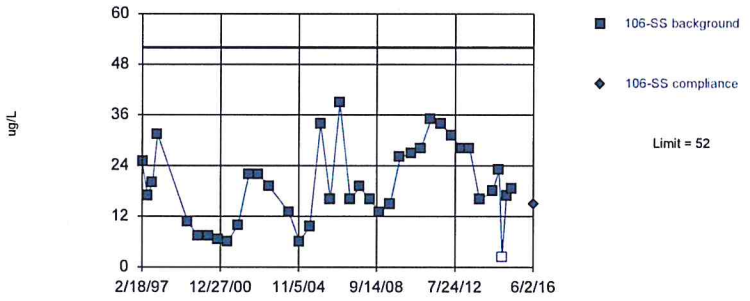

Background Data Summary (based on square root transformation): Mean=4.249, Std. Dev.=1.13, n=38, 2.632% NDs. Normality test: Shapiro Wilk @alpha = 0.01, calculated = 0.9715, critical = 0.916. Kappa = 2.635 (c=34, w=9, 1 of 2, event alpha = 0.026). Report alpha = 0.00008608. Rosner's outlier test was performed on the background data. Two background outliers were removed: 84.2 (11/11/1998); 270 (11/20/2003).

Constituent: Manganese Total Analysis Run 8/3/2016 11:09 AM
Bridgeton LF Client: RSI Data: Bridgeton LF

Sanitas™ v.9.5.26 Software licensed to Jett Environmental Consulting, UG

Within Limit

Prediction Limit

Intrawell Parametric

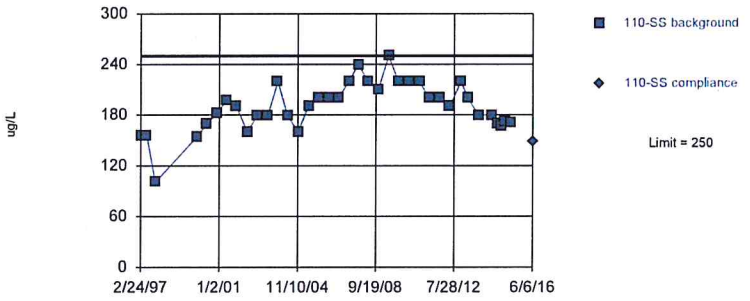

Background Data Summary (based on square transformation): Mean=36863, Std. Dev.=10568, n=37. Normality test: Shapiro Wilk @alpha = 0.01, calculated = 0.9697, critical = 0.914. Kappa = 2.645 (c=34, w=9, 1 of 2, event alpha = 0.026). Report alpha = 0.00008608. Rosner's outlier test was performed on the background data. Three background outliers were removed: 20 (8/22/1997); 70.8 (11/13/1998); 54.5 (5/18/1999).

Constituent: Manganese Total Analysis Run 8/3/2016 11:09 AM
Bridgeton LF Client: RSI Data: Bridgeton LF

Sanitas™ v.9.5.26 Software licensed to Jett Environmental Consulting, UG
Hollow symbols indicate censored values.

Within Limit

Prediction Limit

Intrawell Non-parametric

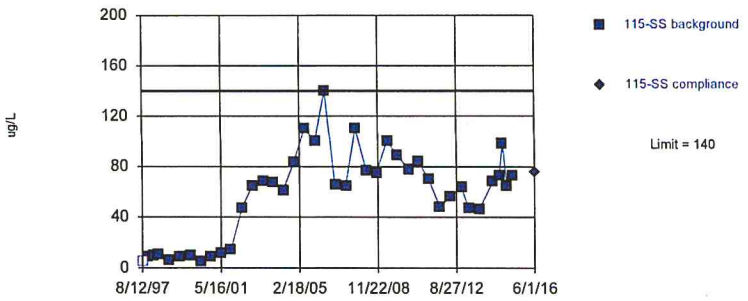

Non-parametric test used in lieu of parametric prediction limit because the Shapiro Wilk normality test showed the data to be non-normal at the 0.01 alpha level. Limit is highest of 40 background values. 2.5% NDs. Well-constituent pair annual alpha = 0.004602. Individual comparison alpha = 0.001152 (1 of 2). After outlier removal distribution was non-normal, so outlier results were invalidated.

Constituent: Manganese Total Analysis Run 8/3/2016 11:09 AM

Bridgeton LF Client: RSI Data: Bridgeton LF

Sanitas™ v.9.5.26 Software licensed to Jett Environmental Consulting, UG

Within Limit

Prediction Limit

Intrawell Parametric

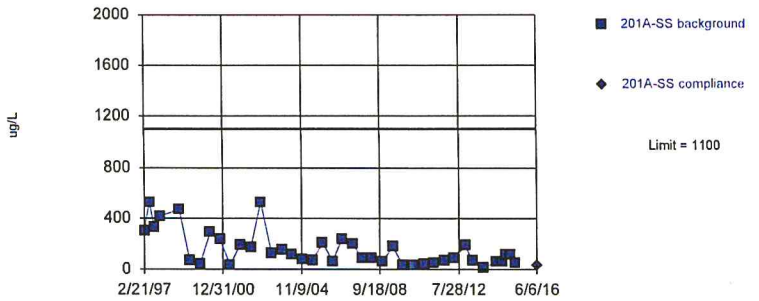

Background Data Summary (based on natural log transformation): Mean=4.69, Std. Dev.=0.8887, n=40. Normality test: Shapiro Wilk @alpha = 0.01, calculated = 0.9728, critical = 0.919. Kappa = 2.616 (c=34, w=9, 1 of 2, event alpha = 0.026). Report alpha = 0.00008608. EPA 1989 outlier screening was performed on the background data (to establish suspected outliers for Dixon's/Rosner's). No background outliers were found.

Constituent: Manganese Total Analysis Run 8/3/2016 11:09 AM

Bridgeton LF Client: RSI Data: Bridgeton LF

Sanitas™ v.9.5.26 Software licensed to Jett Environmental Consulting, UG
Hollow symbols indicate censored values.

Within Limit

Prediction Limit

Intrawell Non-parametric

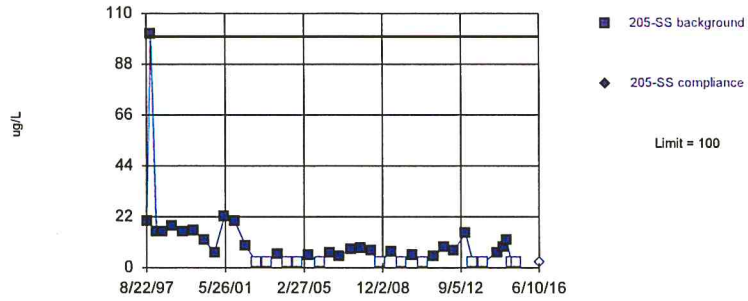

Non-parametric test used in lieu of parametric prediction limit because the Shapiro Wilk normality test showed the data to be non-normal at the 0.01 alpha level. Limit is highest of 40 background values. 30% NDs. Well-constituent pair annual alpha = 0.004602. Individual comparison alpha = 0.001152 (1 of 2). After outlier removal distribution was non-normal, so outlier results were invalidated.

Constituent: Manganese Total Analysis Run 8/3/2016 11:09 AM

Bridgeton LF Client: RSI Data: Bridgeton LF

Sanitas™ v.9.5.26 Software licensed to Jett Environmental Consulting, UG
Hollow symbols indicate censored values.

Within Limit

Prediction Limit

Intrawell Non-parametric

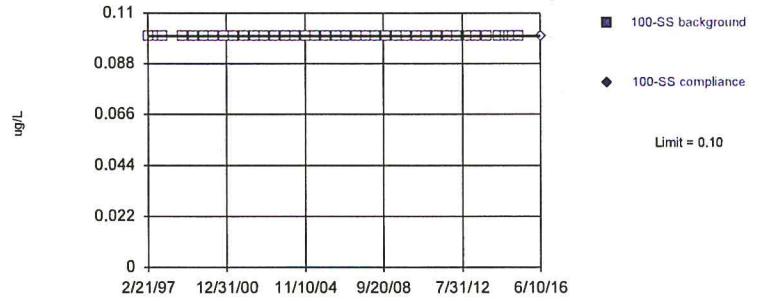

Non-parametric test used in lieu of parametric prediction limit because censored data exceeded 50%. Limit is highest of 40 background values. 100% NDs. Well-constituent pair annual alpha = 0.004602. Individual comparison alpha = 0.001152 (1 of 2). After outlier removal distribution was non-normal, so outlier results were invalidated.

Constituent: Mercury Total Analysis Run 8/3/2016 11:09 AM

Bridgeton LF Client: RSI Data: Bridgeton LF

Sanitas™ v.9.5.26 Software licensed to Jett Environmental Consulting, UG
Hollow symbols indicate censored values.

Within Limit

Prediction Limit

Intrawell Non-parametric

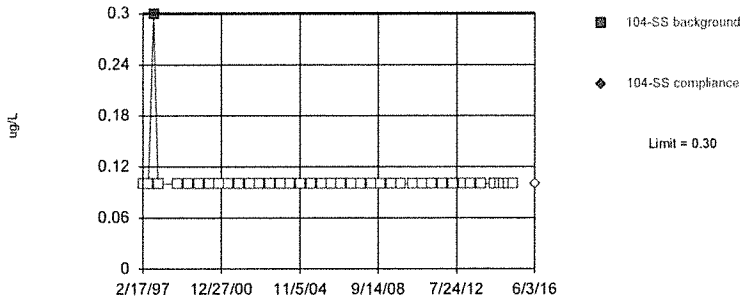

Non-parametric test used in lieu of parametric prediction limit because censored data exceeded 50%. Limit is highest of 40 background values. 97.5% NDs. Well-constituent pair annual alpha = 0.004602. Individual comparison alpha = 0.001152 (1 of 2). After outlier removal distribution was non-normal, so outlier results were invalidated.

Constituent: Mercury Total Analysis Run 8/3/2016 11:09 AM
Bridgeton LF Client: RSI Data: Bridgeton LF

Sanitas™ v.9.5.26 Software licensed to Jett Environmental Consulting, UG
Hollow symbols indicate censored values.

Within Limit

Prediction Limit

Intrawell Non-parametric

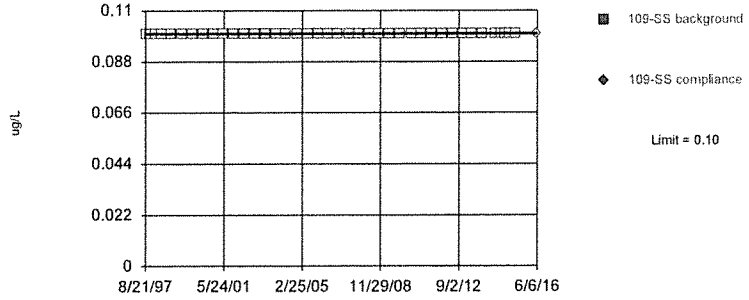

Non-parametric test used in lieu of parametric prediction limit because censored data exceeded 50%. Limit is highest of 40 background values. 100% NDs. Well-constituent pair annual alpha = 0.004602. Individual comparison alpha = 0.001152 (1 of 2). After outlier removal distribution was non-normal, so outlier results were invalidated.

Constituent: Mercury Total Analysis Run 8/3/2016 11:09 AM
Bridgeton LF Client: RSI Data: Bridgeton LF

Sanitas™ v.9.5.26 Software licensed to Jett Environmental Consulting, UG
Hollow symbols indicate censored values.

Within Limit

Prediction Limit

Intrawell Non-parametric

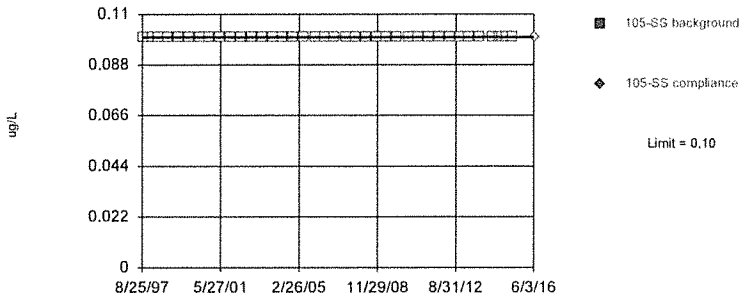

Non-parametric test used in lieu of parametric prediction limit because censored data exceeded 50%. Limit is highest of 40 background values. 100% NDs. Well-constituent pair annual alpha = 0.004602. Individual comparison alpha = 0.001152 (1 of 2). After outlier removal distribution was non-normal, so outlier results were invalidated.

Constituent: Mercury Total Analysis Run 8/3/2016 11:09 AM
Bridgeton LF Client: RSI Data: Bridgeton LF

Sanitas™ v.9.5.26 Software licensed to Jett Environmental Consulting, UG
Hollow symbols indicate censored values.

Within Limit

Prediction Limit

Intrawell Non-parametric

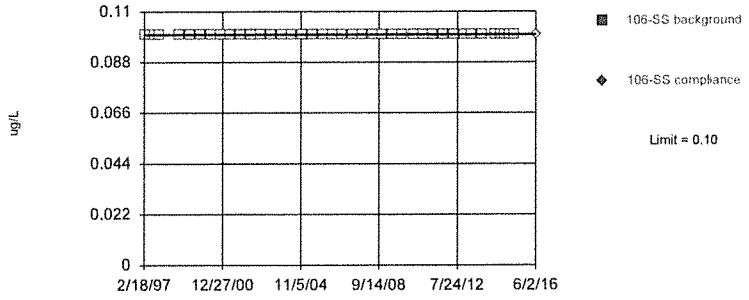

Non-parametric test used in lieu of parametric prediction limit because censored data exceeded 50%. Limit is highest of 40 background values. 100% NDs. Well-constituent pair annual alpha = 0.004602. Individual comparison alpha = 0.001152 (1 of 2). After outlier removal distribution was non-normal, so outlier results were invalidated.

Constituent: Mercury Total Analysis Run 8/3/2016 11:09 AM
Bridgeton LF Client: RSI Data: Bridgeton LF

Sanitas™ v.9.5.26 Software licensed to Jett Environmental Consulting. UG
Hollow symbols indicate censored values.

Within Limit

Prediction Limit

Intrawell Non-parametric

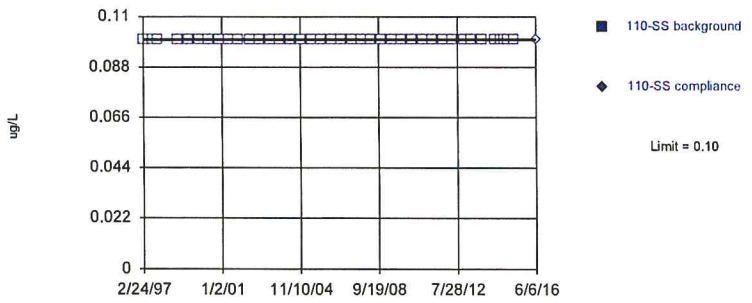

Non-parametric test used in lieu of parametric prediction limit because censored data exceeded 50%. Limit is highest of 40 background values. 100% NDs. Well-constituent pair annual alpha = 0.004602. Individual comparison alpha = 0.001152 (1 of 2). After outlier removal distribution was non-normal, so outlier results were invalidated.

Constituent: Mercury Total Analysis Run 8/3/2016 11:09 AM
Bridgeton LF Client: RSI Data: Bridgeton LF

Sanitas™ v.9.5.26 Software licensed to Jett Environmental Consulting. UG
Hollow symbols indicate censored values.

Within Limit

Prediction Limit

Intrawell Non-parametric

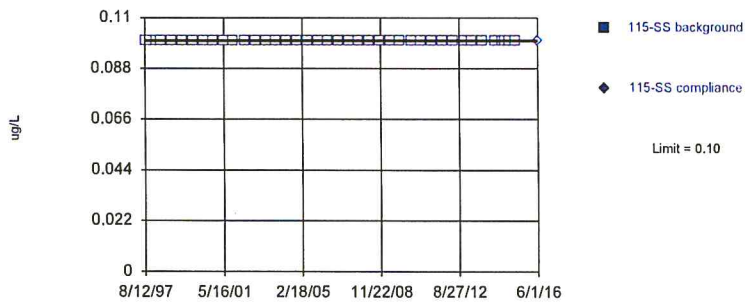

Non-parametric test used in lieu of parametric prediction limit because censored data exceeded 50%. Limit is highest of 40 background values. 100% NDs. Well-constituent pair annual alpha = 0.004602. Individual comparison alpha = 0.001152 (1 of 2). After outlier removal distribution was non-normal, so outlier results were invalidated.

Constituent: Mercury Total Analysis Run 8/3/2016 11:09 AM
Bridgeton LF Client: RSI Data: Bridgeton LF

Sanitas™ v.9.5.26 Software licensed to Jett Environmental Consulting. UG
Hollow symbols indicate censored values.

Within Limit

Prediction Limit

Intrawell Non-parametric

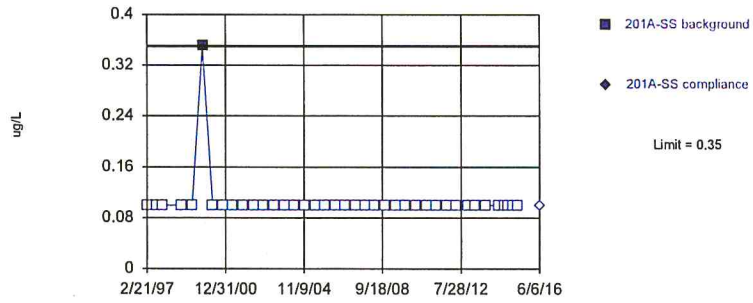

Non-parametric test used in lieu of parametric prediction limit because censored data exceeded 50%. Limit is highest of 40 background values. 97.5% NDs. Well-constituent pair annual alpha = 0.004602. Individual comparison alpha = 0.001152 (1 of 2). After outlier removal distribution was non-normal, so outlier results were invalidated.

Constituent: Mercury Total Analysis Run 8/3/2016 11:09 AM
Bridgeton LF Client: RSI Data: Bridgeton LF

Sanitas™ v.9.5.26 Software licensed to Jett Environmental Consulting. UG
Hollow symbols indicate censored values.

Within Limit

Prediction Limit

Intrawell Non-parametric

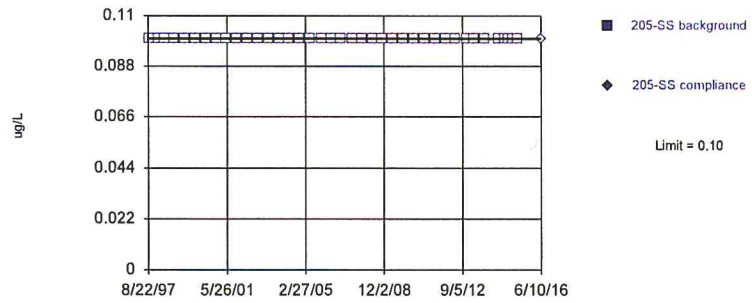

Non-parametric test used in lieu of parametric prediction limit because censored data exceeded 50%. Limit is highest of 40 background values. 100% NDs. Well-constituent pair annual alpha = 0.004602. Individual comparison alpha = 0.001152 (1 of 2). After outlier removal distribution was non-normal, so outlier results were invalidated.

Constituent: Mercury Total Analysis Run 8/3/2016 11:09 AM
Bridgeton LF Client: RSI Data: Bridgeton LF

Sanitas™ v.9.5.26 Software licensed to Jett Environmental Consulting, UG
Hollow symbols indicate censored values.

Within Limit

Prediction Limit

Intrawell Parametric

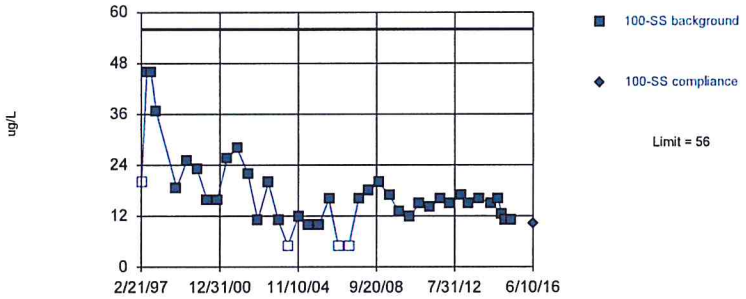

Background Data Summary (based on natural log transformation): Mean=2.743, Std. Dev.=0.491, n=40, 10% NDs. Normality test: Shapiro Wilk @alpha = 0.01, calculated = 0.9342, critical = 0.919. Kappa = 2.616 (c=34, w=9, 1 of 2, event alpha = 0.026). Report alpha = 0.00008608. EPA 1989 outlier screening was performed on the background data (to establish suspected outliers for Dixon's/Rosner's). No background outliers were found.

Constituent: Nickel Total Analysis Run 8/3/2016 11:09 AM
Bridgeton LF Client: RSI Data: Bridgeton LF

Sanitas™ v.9.5.26 Software licensed to Jett Environmental Consulting, UG
Hollow symbols indicate censored values.

Within Limit

Prediction Limit

Intrawell Non-parametric

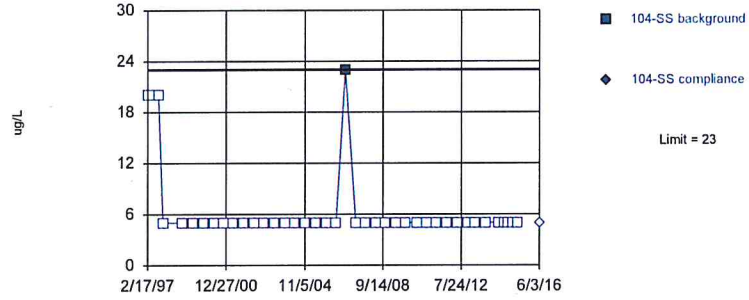

Non-parametric test used in lieu of parametric prediction limit because censored data exceeded 50%. Limit is highest of 40 background values. 97.5% NDs. Well-constituent pair annual alpha = 0.004602. Individual comparison alpha = 0.001152 (1 of 2). After outlier removal distribution was non-normal, so outlier results were invalidated.

Constituent: Nickel Total Analysis Run 8/3/2016 11:09 AM
Bridgeton LF Client: RSI Data: Bridgeton LF

Sanitas™ v.9.5.26 Software licensed to Jett Environmental Consulting, UG
Hollow symbols indicate censored values.

Within Limit

Prediction Limit

Intrawell Non-parametric

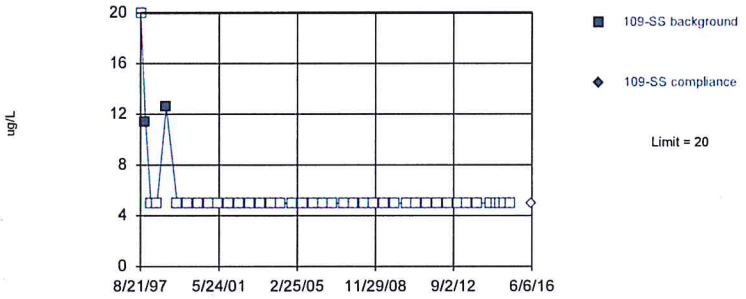

Non-parametric test used in lieu of parametric prediction limit because censored data exceeded 50%. Limit is highest of 40 background values. 95% NDs. Well-constituent pair annual alpha = 0.004602. Individual comparison alpha = 0.001152 (1 of 2). After outlier removal distribution was non-normal, so outlier results were invalidated.

Constituent: Nickel Total Analysis Run 8/3/2016 11:09 AM
Bridgeton LF Client: RSI Data: Bridgeton LF

Sanitas™ v.9.5.26 Software licensed to Jett Environmental Consulting, UG
Hollow symbols indicate censored values.

Within Limit

Prediction Limit

Intrawell Non-parametric

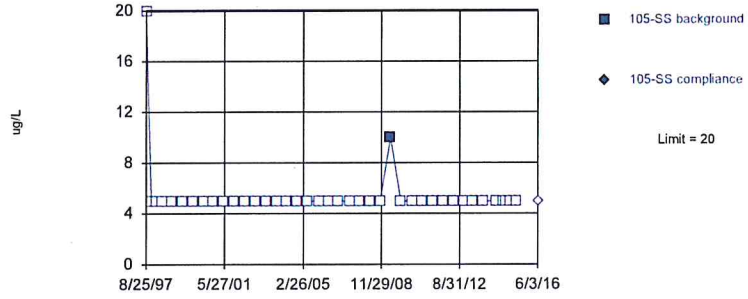

Non-parametric test used in lieu of parametric prediction limit because censored data exceeded 50%. Limit is highest of 40 background values. 97.5% NDs. Well-constituent pair annual alpha = 0.004602. Individual comparison alpha = 0.001152 (1 of 2). After outlier removal distribution was non-normal, so outlier results were invalidated.

Constituent: Nickel Total Analysis Run 8/3/2016 11:09 AM
Bridgeton LF Client: RSI Data: Bridgeton LF

Sanitas™ v.9.5.26 Software licensed to Jett Environmental Consulting, UG
Hollow symbols indicate censored values.

Within Limit

Prediction Limit

Intrawell Non-parametric

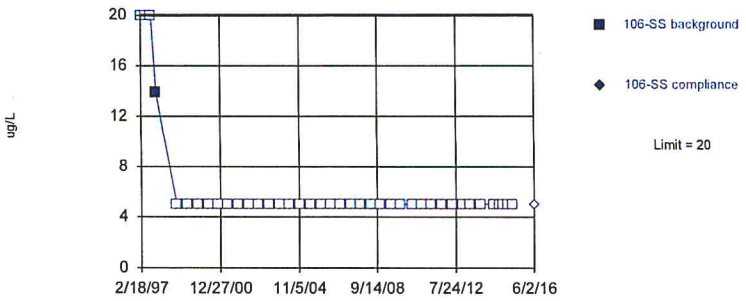

Non-parametric test used in lieu of parametric prediction limit because censored data exceeded 50%. Limit is highest of 40 background values. 97.5% NDs. Well-constituent pair annual alpha = 0.004602. Individual comparison alpha = 0.001152 (1 of 2). After outlier removal distribution was non-normal, so outlier results were invalidated.

Constituent: Nickel Total Analysis Run 8/3/2016 11:09 AM

Bridgeton LF Client: RSI Data: Bridgeton LF

Sanitas™ v.9.5.26 Software licensed to Jett Environmental Consulting, UG
Hollow symbols indicate censored values.

Within Limit

Prediction Limit

Intrawell Non-parametric

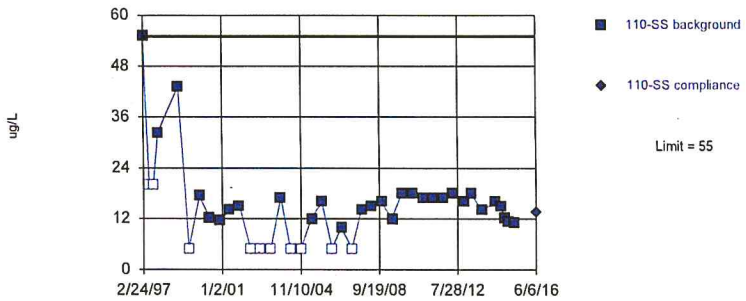

Non-parametric test used in lieu of parametric prediction limit because the Shapiro Wilk normality test showed the data to be non-normal at the 0.01 alpha level. Limit is highest of 40 background values. 25% NDs. Well-constituent pair annual alpha = 0.004602. Individual comparison alpha = 0.001152 (1 of 2). After outlier removal distribution was non-normal, so outlier results were invalidated.

Constituent: Nickel Total Analysis Run 8/3/2016 11:09 AM

Bridgeton LF Client: RSI Data: Bridgeton LF

Sanitas™ v.9.5.26 Software licensed to Jett Environmental Consulting, UG
Hollow symbols indicate censored values.

Within Limit

Prediction Limit

Intrawell Non-parametric

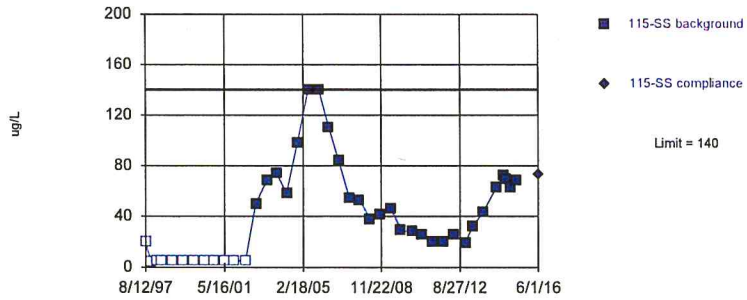

Non-parametric test used in lieu of parametric prediction limit because the Shapiro Wilk normality test showed the data to be non-normal at the 0.01 alpha level. Limit is highest of 40 background values. 30% NDs. Well-constituent pair annual alpha = 0.004602. Individual comparison alpha = 0.001152 (1 of 2). After outlier removal distribution was non-normal, so outlier results were invalidated.

Constituent: Nickel Total Analysis Run 8/3/2016 11:09 AM

Bridgeton LF Client: RSI Data: Bridgeton LF

Sanitas™ v.9.5.26 Software licensed to Jett Environmental Consulting, UG
Hollow symbols indicate censored values.

Within Limit

Prediction Limit

Intrawell Non-parametric

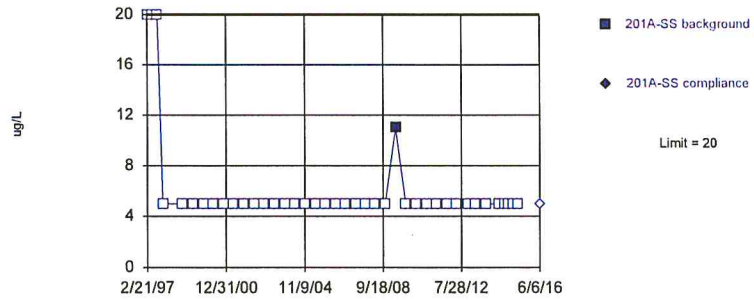

Non-parametric test used in lieu of parametric prediction limit because censored data exceeded 50%. Limit is highest of 40 background values. 97.5% NDs. Well-constituent pair annual alpha = 0.004602. Individual comparison alpha = 0.001152 (1 of 2). After outlier removal distribution was non-normal, so outlier results were invalidated.

Constituent: Nickel Total Analysis Run 8/3/2016 11:09 AM

Bridgeton LF Client: RSI Data: Bridgeton LF

Sanitas™ v.9.5.26 Software licensed to Jett Environmental Consulting, UG
Hollow symbols indicate censored values.

Within Limit

Prediction Limit

Intrawell Non-parametric

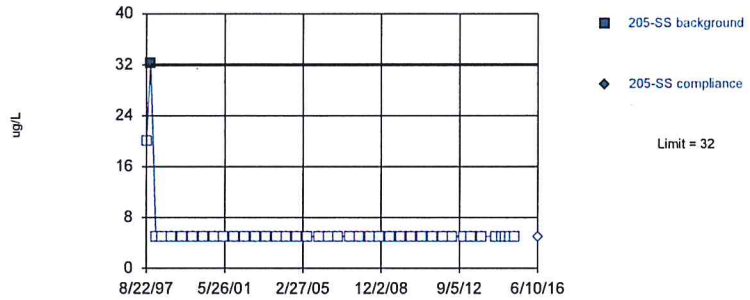

Non-parametric test used in lieu of parametric prediction limit because censored data exceeded 50%. Limit is highest of 40 background values. 97.5% NDs. Well-constituent pair annual alpha = 0.004602. Individual comparison alpha = 0.001152 (1 of 2). After outlier removal distribution was non-normal, so outlier results were invalidated.

Constituent: Nickel Total Analysis Run 8/3/2016 11:09 AM

Bridgeton LF Client: RSI Data: Bridgeton LF

Sanitas™ v.9.5.26 Software licensed to Jett Environmental Consulting, UG
Hollow symbols indicate censored values.

Within Limit

Prediction Limit

Intrawell Non-parametric

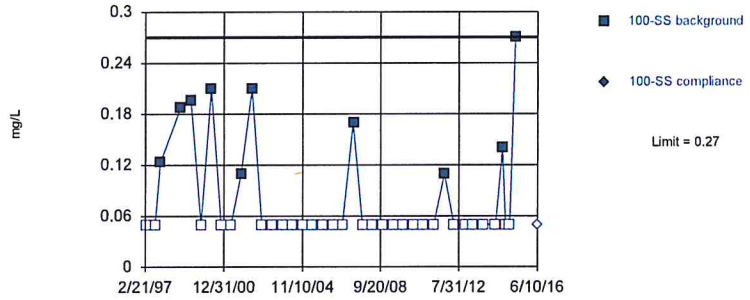

Non-parametric test used in lieu of parametric prediction limit because censored data exceeded 50%. Limit is highest of 40 background values. 75% NDs. Well-constituent pair annual alpha = 0.004602. Individual comparison alpha = 0.001152 (1 of 2). After outlier removal distribution was non-normal, so outlier results were invalidated.

Constituent: Nitrate/Nitrite Analysis Run 8/3/2016 11:09 AM

Bridgeton LF Client: RSI Data: Bridgeton LF

Sanitas™ v.9.5.26 Software licensed to Jett Environmental Consulting, UG
Hollow symbols indicate censored values.

Within Limit

Prediction Limit

Intrawell Non-parametric

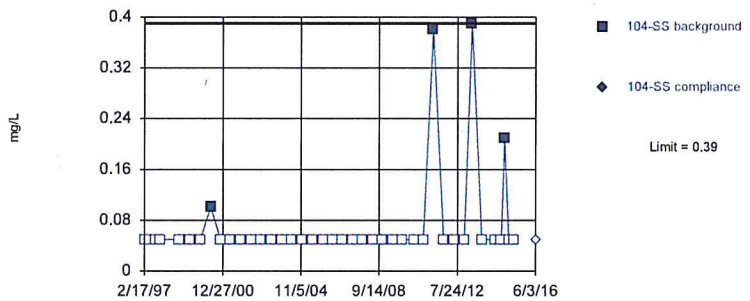

Non-parametric test used in lieu of parametric prediction limit because censored data exceeded 50%. Limit is highest of 40 background values. 90% NDs. Well-constituent pair annual alpha = 0.004602. Individual comparison alpha = 0.001152 (1 of 2). After outlier removal distribution was non-normal, so outlier results were invalidated.

Constituent: Nitrate/Nitrite Analysis Run 8/3/2016 11:09 AM

Bridgeton LF Client: RSI Data: Bridgeton LF

Sanitas™ v.9.5.26 Software licensed to Jett Environmental Consulting, UG
Hollow symbols indicate censored values.

Within Limit

Prediction Limit

Intrawell Non-parametric

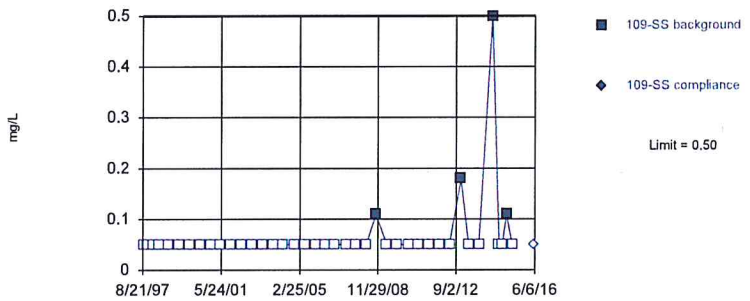

Non-parametric test used in lieu of parametric prediction limit because censored data exceeded 50%. Limit is highest of 40 background values. 90% NDs. Well-constituent pair annual alpha = 0.004602. Individual comparison alpha = 0.001152 (1 of 2). After outlier removal distribution was non-normal, so outlier results were invalidated.

Constituent: Nitrate/Nitrite Analysis Run 8/3/2016 11:09 AM

Bridgeton LF Client: RSI Data: Bridgeton LF

Sanitas™ v.9.5.26 Software licensed to Jett Environmental Consulting, UG
Hollow symbols indicate censored values.

Within Limit

Prediction Limit

Intrawell Non-parametric

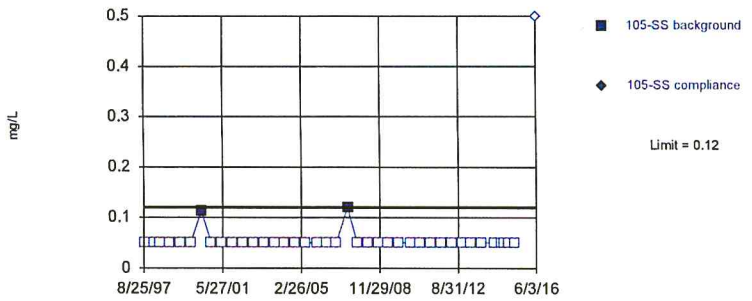

Non-parametric test used in lieu of parametric prediction limit because censored data exceeded 50%. Limit is highest of 40 background values. 95% NDs. Well-constituent pair annual alpha = 0.004602. Individual comparison alpha = 0.001152 (1 of 2). After outlier removal distribution was non-normal, so outlier results were invalidated.

Constituent: Nitrate/Nitrite Analysis Run 8/3/2016 11:09 AM
Bridgeton LF Client: RSI Data: Bridgeton LF

Sanitas™ v.9.5.26 Software licensed to Jett Environmental Consulting, UG
Hollow symbols indicate censored values.

Within Limit

Prediction Limit

Intrawell Non-parametric

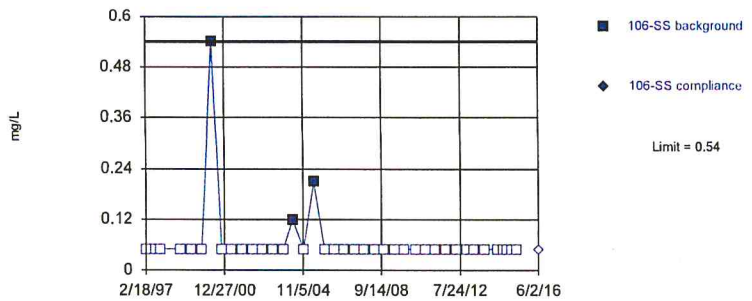

Non-parametric test used in lieu of parametric prediction limit because censored data exceeded 50%. Limit is highest of 40 background values. 92.5% NDs. Well-constituent pair annual alpha = 0.004602. Individual comparison alpha = 0.001152 (1 of 2). After outlier removal distribution was non-normal, so outlier results were invalidated.

Constituent: Nitrate/Nitrite Analysis Run 8/3/2016 11:09 AM
Bridgeton LF Client: RSI Data: Bridgeton LF

Sanitas™ v.9.5.26 Software licensed to Jett Environmental Consulting, UG
Hollow symbols indicate censored values.

Within Limit

Prediction Limit

Intrawell Non-parametric

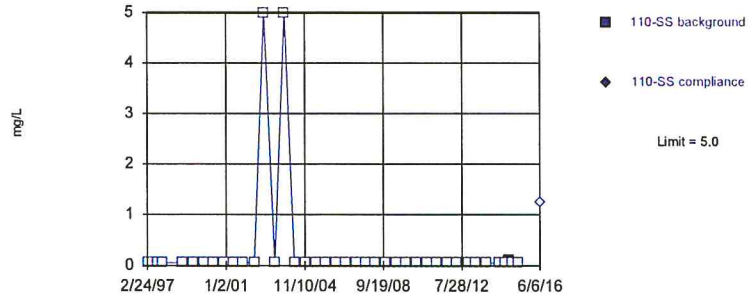

Non-parametric test used in lieu of parametric prediction limit because censored data exceeded 50%. Limit is highest of 40 background values. 97.5% NDs. Well-constituent pair annual alpha = 0.004602. Individual comparison alpha = 0.001152 (1 of 2). After outlier removal distribution was non-normal, so outlier results were invalidated.

Constituent: Nitrate/Nitrite Analysis Run 8/3/2016 11:09 AM
Bridgeton LF Client: RSI Data: Bridgeton LF

Sanitas™ v.9.5.26 Software licensed to Jett Environmental Consulting, UG
Hollow symbols indicate censored values.

Within Limit

Prediction Limit

Intrawell Non-parametric

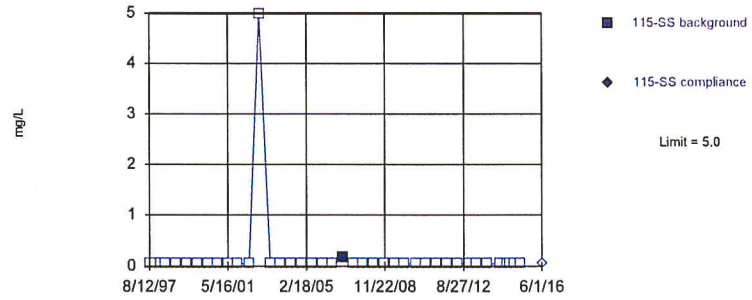

Non-parametric test used in lieu of parametric prediction limit because censored data exceeded 50%. Limit is highest of 40 background values. 97.5% NDs. Well-constituent pair annual alpha = 0.004602. Individual comparison alpha = 0.001152 (1 of 2). After outlier removal distribution was non-normal, so outlier results were invalidated.

Constituent: Nitrate/Nitrite Analysis Run 8/3/2016 11:09 AM
Bridgeton LF Client: RSI Data: Bridgeton LF

Sanitas™ v.9.5.26 Software licensed to Jett Environmental Consulting. UG
Hollow symbols indicate censored values.

Exceeds Limit

Prediction Limit

Intrawell Non-parametric

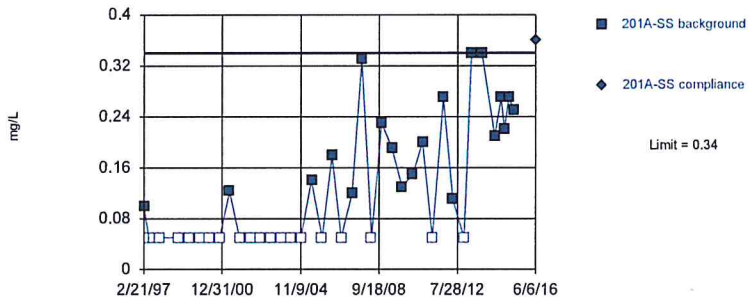

Non-parametric test used in lieu of parametric prediction limit because the Shapiro Wilk normality test showed the data to be non-normal at the 0.01 alpha level. Limit is highest of 40 background values. 50% NDs. Well-constituent pair annual alpha = 0.004602. Individual comparison alpha = 0.001152 (1 of 2). After outlier removal distribution was non-normal, so outlier results were invalidated.

Constituent: Nitrate/Nitrite Analysis Run 8/3/2016 11:09 AM
Bridgeton LF Client: RSI Data: Bridgeton LF

Sanitas™ v.9.5.26 Software licensed to Jett Environmental Consulting. UG
Hollow symbols indicate censored values.

Within Limit

Prediction Limit

Intrawell Non-parametric

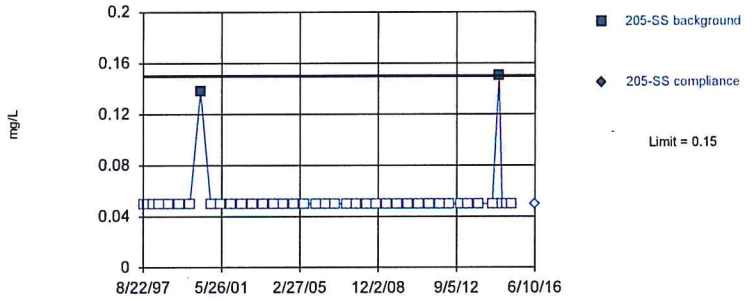

Non-parametric test used in lieu of parametric prediction limit because censored data exceeded 50%. Limit is highest of 40 background values. 95% NDs. Well-constituent pair annual alpha = 0.004602. Individual comparison alpha = 0.001152 (1 of 2). After outlier removal distribution was non-normal, so outlier results were invalidated.

Constituent: Nitrate/Nitrite Analysis Run 8/3/2016 11:09 AM
Bridgeton LF Client: RSI Data: Bridgeton LF

Sanitas™ v.9.5.26 Software licensed to Jett Environmental Consulting. UG

Within Limits

Prediction Limit

Intrawell Non-parametric

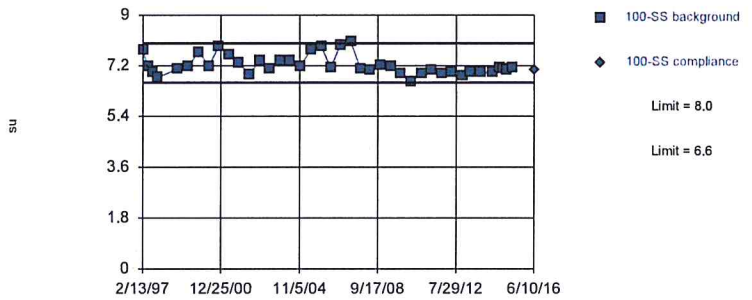

Non-parametric test used in lieu of parametric prediction limit because the Shapiro Wilk normality test showed the data to be non-normal at the 0.01 alpha level. Limits are highest and lowest of 40 background values. Well-constituent pair annual alpha = 0.009204. Individual comparison alpha = 0.002305 (1 of 2). After outlier removal distribution was non-normal, so outlier results were invalidated.

Constituent: pH [Field] Analysis Run 8/3/2016 11:09 AM
Bridgeton LF Client: RSI Data: Bridgeton LF

Sanitas™ v.9.5.26 Software licensed to Jett Environmental Consulting. UG

Within Limits

Prediction Limit

Intrawell Parametric



Background Data Summary (based on natural log transformation): Mean=1.973, Std. Dev.=0.061, n=40. Normality test: Shapiro Wilk @alpha = 0.01, calculated = 0.9683, critical = 0.919. Kappa = 2.616 (c=34, w=9, 1 of 2, event alpha = 0.026). Report alpha = 0.00008608. EPA 1989 outlier screening was performed on the background data (to establish suspected outliers for Dixon's/Rosner's). No background outliers were found.

Constituent: pH [Field] Analysis Run 8/3/2016 11:09 AM
Bridgeton LF Client: RSI Data: Bridgeton LF

Sanitas™ v.9.5.26 Software licensed to Jett Environmental Consulting, UG

Within Limits

Prediction Limit

Intrawell Parametric

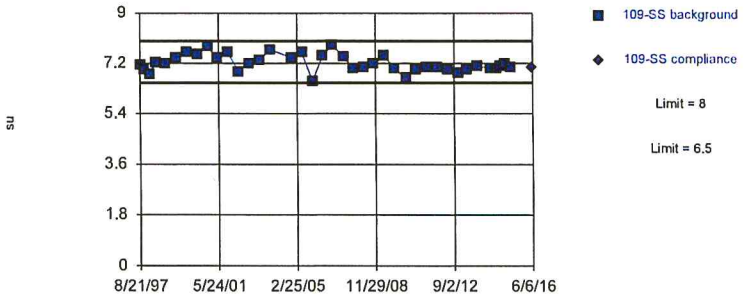

Background Data Summary (based on natural log transformation): Mean=1.973, Std. Dev.=0.04155, n=39. Normality test: Shapiro Wilk @alpha = 0.01, calculated = 0.9715, critical = 0.917. Kappa = 2.626 (c=34, w=9, 1 of 2, event alpha = 0.026). Report alpha = 0.00008608. Rosner's outlier test was performed on the background data. One background outlier was removed: 10.9 (5/11/2004).

Constituent: pH [Field] Analysis Run 8/3/2016 11:09 AM

Bridgeton LF Client: RSI Data: Bridgeton LF

Sanitas™ v.9.5.26 Software licensed to Jett Environmental Consulting, UG

Within Limits

Prediction Limit

Intrawell Parametric

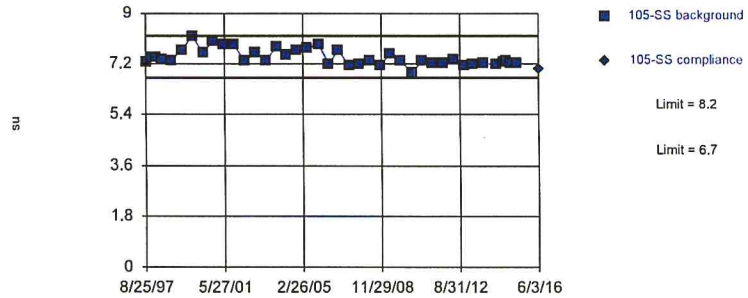

Background Data Summary (based on natural log transformation): Mean=2.005, Std. Dev.=0.0387, n=40. Normality test: Shapiro Wilk @alpha = 0.01, calculated = 0.9193, critical = 0.919. Kappa = 2.616 (c=34, w=9, 1 of 2, event alpha = 0.026). Report alpha = 0.00008608. EPA 1989 outlier screening was performed on the background data (to establish suspected outliers for Dixon's/Rosner's). No background outliers were found.

Constituent: pH [Field] Analysis Run 8/3/2016 11:09 AM

Bridgeton LF Client: RSI Data: Bridgeton LF

Sanitas™ v.9.5.26 Software licensed to Jett Environmental Consulting, UG

Within Limits

Prediction Limit

Intrawell Parametric

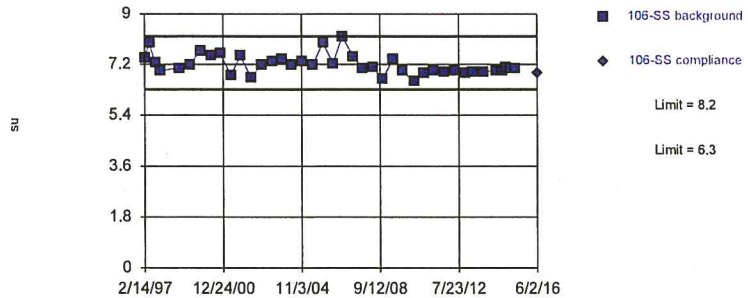

Background Data Summary (based on natural log transformation): Mean=1.971, Std. Dev.=0.04852, n=40. Normality test: Shapiro Wilk @alpha = 0.01, calculated = 0.9462, critical = 0.919. Kappa = 2.616 (c=34, w=9, 1 of 2, event alpha = 0.026). Report alpha = 0.00008608. EPA 1989 outlier screening was performed on the background data (to establish suspected outliers for Dixon's/Rosner's). No background outliers were found.

Constituent: pH [Field] Analysis Run 8/3/2016 11:09 AM

Bridgeton LF Client: RSI Data: Bridgeton LF

Sanitas™ v.9.5.26 Software licensed to Jett Environmental Consulting, UG

Within Limits

Prediction Limit

Intrawell Parametric

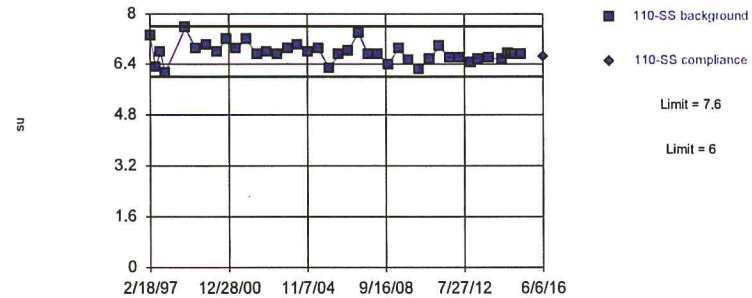

Background Data Summary (based on natural log transformation): Mean=1.911, Std. Dev.=0.04443, n=40. Normality test: Shapiro Wilk @alpha = 0.01, calculated = 0.9747, critical = 0.919. Kappa = 2.616 (c=34, w=9, 1 of 2, event alpha = 0.026). Report alpha = 0.00008608. EPA 1989 outlier screening was performed on the background data (to establish suspected outliers for Dixon's/Rosner's). No background outliers were found.

Constituent: pH [Field] Analysis Run 8/3/2016 11:09 AM

Bridgeton LF Client: RSI Data: Bridgeton LF

Sanitas™ v.9.5.26 Software licensed to Jett Environmental Consulting, UG

Within Limits

Prediction Limit

Intrawell Parametric

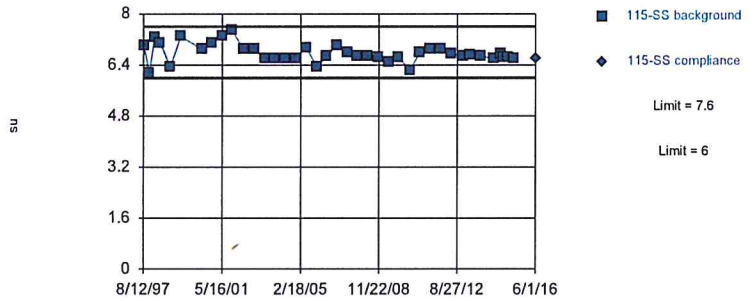

Background Data Summary (based on natural log transformation): Mean=1.911, Std. Dev.=0.04272, n=39. Normality test: Shapiro Wilk @alpha = 0.01, calculated = 0.9607, critical = 0.917. Kappa = 2.626 (c=34, w=9, 1 of 2, event alpha = 0.026). Report alpha = 0.00008608. Rosner's outlier test was performed on the background data. One background outlier was removed: 7.9 (11/19/1999).

Constituent: pH [Field] Analysis Run 8/3/2016 11:09 AM

Bridgeton LF Client: RSI Data: Bridgeton LF

Sanitas™ v.9.5.26 Software licensed to Jett Environmental Consulting, UG

Within Limits

Prediction Limit

Intrawell Parametric

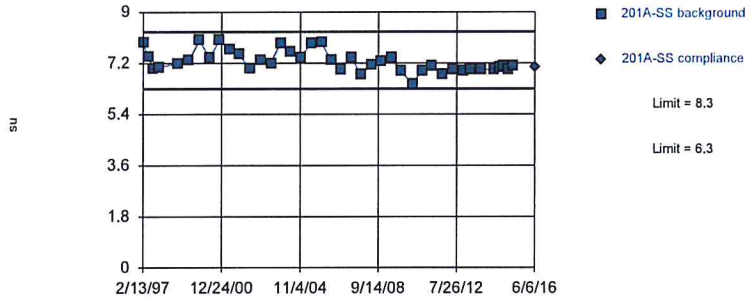

Background Data Summary (based on natural log transformation): Mean=1.981, Std. Dev.=0.05083, n=40. Normality test: Shapiro Wilk @alpha = 0.01, calculated = 0.9294, critical = 0.919. Kappa = 2.616 (c=34, w=9, 1 of 2, event alpha = 0.026). Report alpha = 0.00008608. EPA 1989 outlier screening was performed on the background data (to establish suspected outliers for Dixon's/Rosner's). No background outliers were found.

Constituent: pH [Field] Analysis Run 8/3/2016 11:09 AM

Bridgeton LF Client: RSI Data: Bridgeton LF

Sanitas™ v.9.5.26 Software licensed to Jett Environmental Consulting, UG

Within Limits

Prediction Limit

Intrawell Parametric

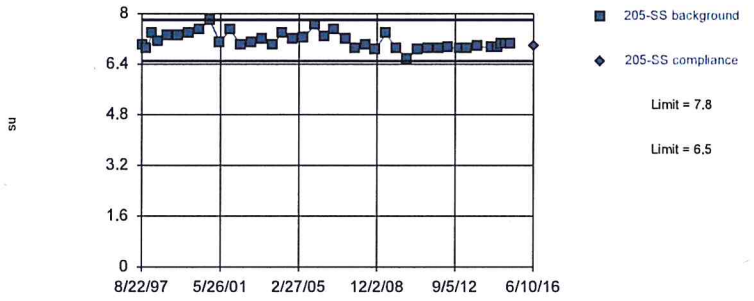

Background Data Summary (based on natural log transformation): Mean=1.964, Std. Dev.=0.03507, n=40. Normality test: Shapiro Wilk @alpha = 0.01, calculated = 0.9487, critical = 0.919. Kappa = 2.616 (c=34, w=9, 1 of 2, event alpha = 0.026). Report alpha = 0.00008608. EPA 1989 outlier screening was performed on the background data (to establish suspected outliers for Dixon's/Rosner's). No background outliers were found.

Constituent: pH [Field] Analysis Run 8/3/2016 11:09 AM

Bridgeton LF Client: RSI Data: Bridgeton LF

Sanitas™ v.9.5.26 Software licensed to Jett Environmental Consulting, UG
Hollow symbols indicate censored values.

Within Limit

Prediction Limit

Intrawell Non-parametric

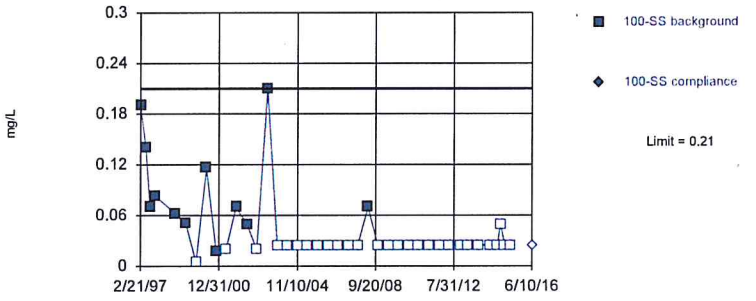

Non-parametric test used in lieu of parametric prediction limit because censored data exceeded 50%. Limit is highest of 40 background values. 70% NDs. Well-constituent pair annual alpha = 0.004602. Individual comparison alpha = 0.001152 (1 of 2). After outlier removal distribution was non-normal, so outlier results were invalidated.

Constituent: Phosphorus Total Analysis Run 8/3/2016 11:09 AM

Bridgeton LF Client: RSI Data: Bridgeton LF

Sanitas™ v.9.5.26 Software licensed to Jett Environmental Consulting. UG
Hollow symbols indicate censored values.

Within Limit

Prediction Limit

Intrawell Non-parametric

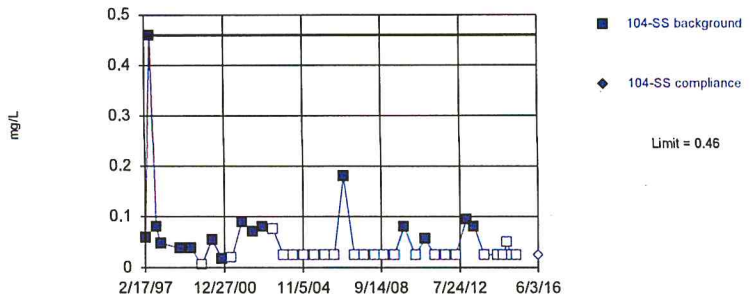

Non-parametric test used in lieu of parametric prediction limit because censored data exceeded 50%. Limit is highest of 40 background values. 60% NDs. Well-constituent pair annual alpha = 0.004602. Individual comparison alpha = 0.001152 (1 of 2). After outlier removal distribution was non-normal, so outlier results were invalidated.

Constituent: Phosphorus Total Analysis Run 8/3/2016 11:09 AM

Bridgeton LF Client: RSI Data: Bridgeton LF

Sanitas™ v.9.5.26 Software licensed to Jett Environmental Consulting. UG
Hollow symbols indicate censored values.

Within Limit

Prediction Limit

Intrawell Non-parametric

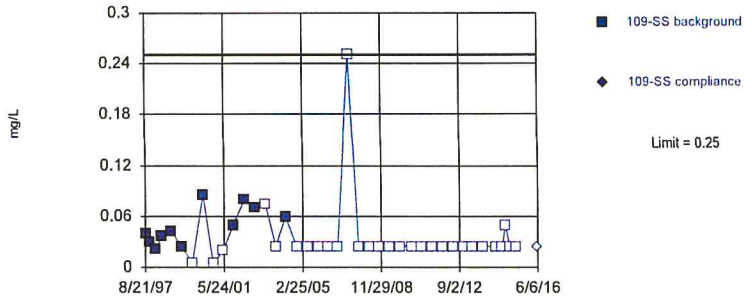

Non-parametric test used in lieu of parametric prediction limit because censored data exceeded 50%. Limit is highest of 40 background values. 72.5% NDs. Well-constituent pair annual alpha = 0.004602. Individual comparison alpha = 0.001152 (1 of 2). After outlier removal distribution was non-normal, so outlier results were invalidated.

Constituent: Phosphorus Total Analysis Run 8/3/2016 11:09 AM

Bridgeton LF Client: RSI Data: Bridgeton LF

Sanitas™ v.9.5.26 Software licensed to Jett Environmental Consulting. UG
Hollow symbols indicate censored values.

Within Limit

Prediction Limit

Intrawell Non-parametric

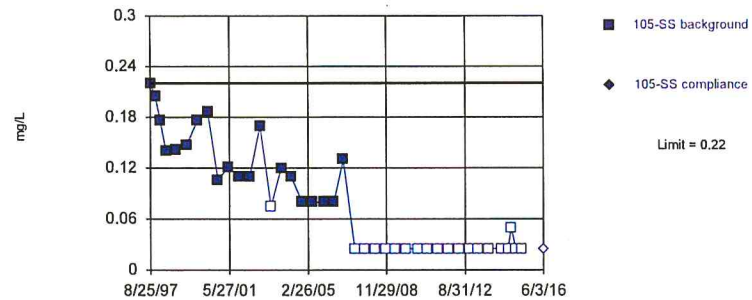

Non-parametric test used in lieu of parametric prediction limit because the Shapiro Wilk normality test showed the data to be non-normal at the 0.01 alpha level. Limit is highest of 40 background values. 50% NDs. Well-constituent pair annual alpha = 0.004602. Individual comparison alpha = 0.001152 (1 of 2). After outlier removal distribution was non-normal, so outlier results were invalidated.

Constituent: Phosphorus Total Analysis Run 8/3/2016 11:09 AM

Bridgeton LF Client: RSI Data: Bridgeton LF

Sanitas™ v.9.5.26 Software licensed to Jett Environmental Consulting. UG
Hollow symbols indicate censored values.

Within Limit

Prediction Limit

Intrawell Non-parametric

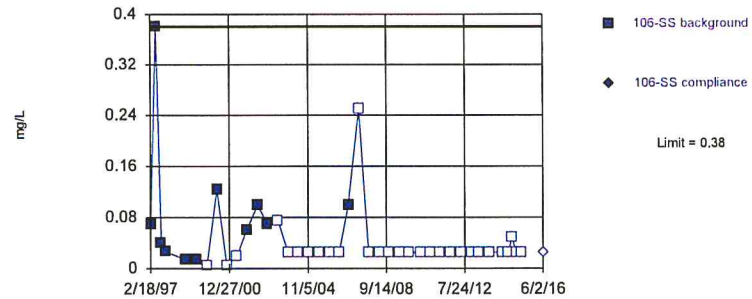

Non-parametric test used in lieu of parametric prediction limit because censored data exceeded 50%. Limit is highest of 40 background values. 72.5% NDs. Well-constituent pair annual alpha = 0.004602. Individual comparison alpha = 0.001152 (1 of 2). After outlier removal distribution was non-normal, so outlier results were invalidated.

Constituent: Phosphorus Total Analysis Run 8/3/2016 11:09 AM

Bridgeton LF Client: RSI Data: Bridgeton LF

Sanitas™ v.9.5.26 Software licensed to Jett Environmental Consulting, UG
Hollow symbols indicate censored values.

Within Limit

Prediction Limit

Intrawell Parametric

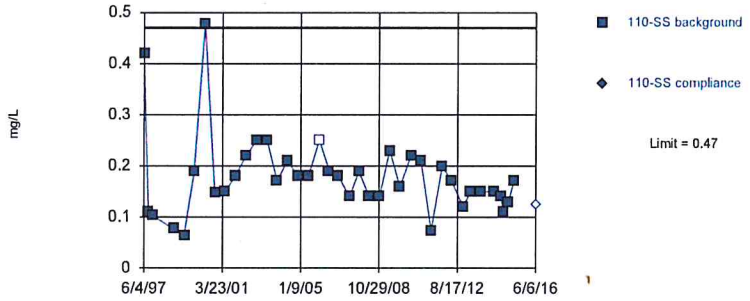

Background Data Summary (based on natural log transformation): Mean=-1.798, Std. Dev.=0.3985, n=39, 2.564% NDs. Normality test: Shapiro Wilk @alpha = 0.01, calculated = 0.957, critical = 0.917. Kappa = 2.626 (c=34, w=9, 1 of 2, event alpha = 0.026). Report alpha = 0.00008608. Rosner's outlier test was performed on the background data. One background outlier was removed: 1.4 (2/24/1997).

Constituent: Phosphorus Total Analysis Run 8/3/2016 11:09 AM

Bridgeton LF Client: RSI Data: Bridgeton LF

Sanitas™ v.9.5.26 Software licensed to Jett Environmental Consulting, UG
Hollow symbols indicate censored values.

Within Limit

Prediction Limit

Intrawell Parametric

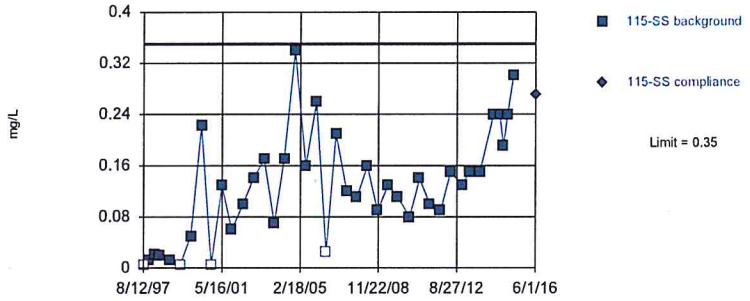

Background Data Summary: Mean=0.1277, Std. Dev.=0.08528, n=40, 10% NDs. Normality test: Shapiro Wilk @alpha = 0.01, calculated = 0.9539, critical = 0.919. Kappa = 2.616 (c=34, w=9, 1 of 2, event alpha = 0.026). Report alpha = 0.00008608. EPA 1989 outlier screening was performed on the background data (to establish suspected outliers for Dixon's/Rosner's). No background outliers were found.

Constituent: Phosphorus Total Analysis Run 8/3/2016 11:09 AM

Bridgeton LF Client: RSI Data: Bridgeton LF

Sanitas™ v.9.5.26 Software licensed to Jett Environmental Consulting, UG
Hollow symbols indicate censored values.

Within Limit

Prediction Limit

Intrawell Non-parametric

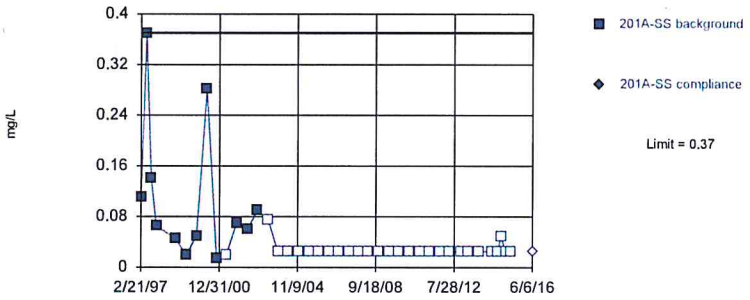

Non-parametric test used in lieu of parametric prediction limit because censored data exceeded 50%. Limit is highest of 40 background values. 70% NDs. Well-constituent pair annual alpha = 0.004602. Individual comparison alpha = 0.001152 (1 of 2). After outlier removal distribution was non-normal, so outlier results were invalidated.

Constituent: Phosphorus Total Analysis Run 8/3/2016 11:09 AM

Bridgeton LF Client: RSI Data: Bridgeton LF

Sanitas™ v.9.5.26 Software licensed to Jett Environmental Consulting, UG
Hollow symbols indicate censored values.

Within Limit

Prediction Limit

Intrawell Non-parametric

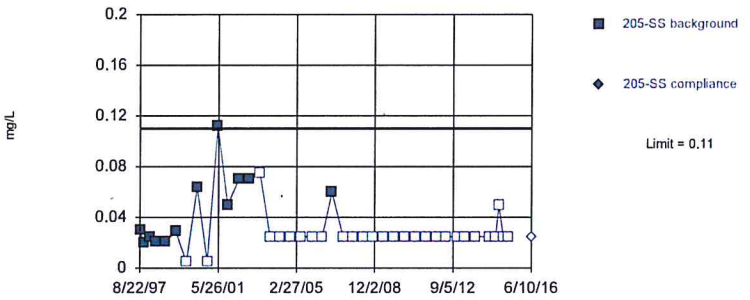

Non-parametric test used in lieu of parametric prediction limit because censored data exceeded 50%. Limit is highest of 40 background values. 70% NDs. Well-constituent pair annual alpha = 0.004602. Individual comparison alpha = 0.001152 (1 of 2). After outlier removal distribution was non-normal, so outlier results were invalidated.

Constituent: Phosphorus Total Analysis Run 8/3/2016 11:09 AM

Bridgeton LF Client: RSI Data: Bridgeton LF

Sanitas™ v.9.5.26 Software licensed to Jett Environmental Consulting, UG
Hollow symbols indicate censored values.

Within Limit

Prediction Limit

Intrawell Non-parametric

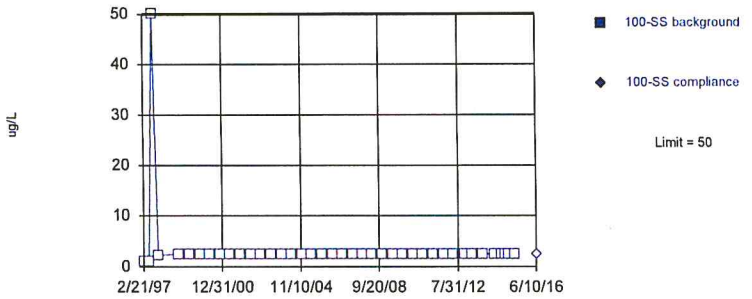

Non-parametric test used in lieu of parametric prediction limit because censored data exceeded 50%. Limit is highest of 40 background values. 100% NDs. Well-constituent pair annual alpha = 0.004602. Individual comparison alpha = 0.001152 (1 of 2). After outlier removal distribution was non-normal, so outlier results were invalidated.

Constituent: Selenium Total Analysis Run 8/3/2016 11:09 AM

Bridgeton LF Client: RSI Data: Bridgeton LF

Sanitas™ v.9.5.26 Software licensed to Jett Environmental Consulting, UG
Hollow symbols indicate censored values.

Within Limit

Prediction Limit

Intrawell Non-parametric

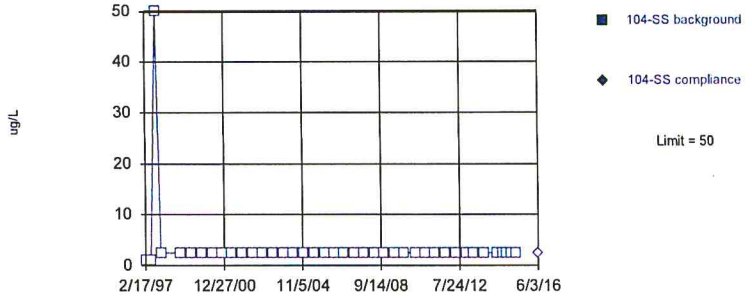

Non-parametric test used in lieu of parametric prediction limit because censored data exceeded 50%. Limit is highest of 40 background values. 100% NDs. Well-constituent pair annual alpha = 0.004602. Individual comparison alpha = 0.001152 (1 of 2). After outlier removal distribution was non-normal, so outlier results were invalidated.

Constituent: Selenium Total Analysis Run 8/3/2016 11:09 AM

Bridgeton LF Client: RSI Data: Bridgeton LF

Sanitas™ v.9.5.26 Software licensed to Jett Environmental Consulting, UG
Hollow symbols indicate censored values.

Within Limit

Prediction Limit

Intrawell Non-parametric

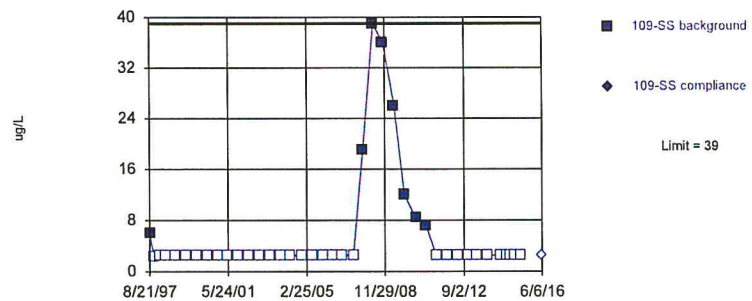

Non-parametric test used in lieu of parametric prediction limit because censored data exceeded 50%. Limit is highest of 40 background values. 80% NDs. Well-constituent pair annual alpha = 0.004602. Individual comparison alpha = 0.001152 (1 of 2). After outlier removal distribution was non-normal, so outlier results were invalidated.

Constituent: Selenium Total Analysis Run 8/3/2016 11:09 AM

Bridgeton LF Client: RSI Data: Bridgeton LF

Sanitas™ v.9.5.26 Software licensed to Jett Environmental Consulting, UG
Hollow symbols indicate censored values.

Within Limit

Prediction Limit

Intrawell Non-parametric

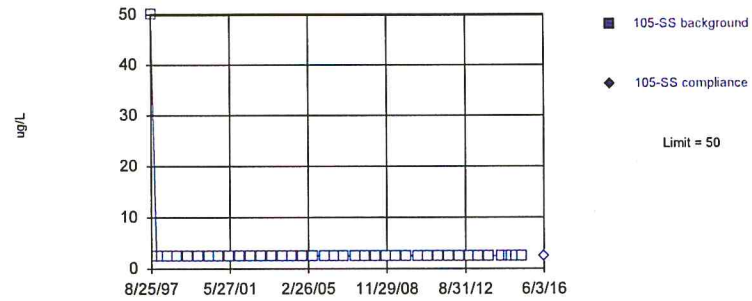

Non-parametric test used in lieu of parametric prediction limit because censored data exceeded 50%. Limit is highest of 40 background values. 100% NDs. Well-constituent pair annual alpha = 0.004602. Individual comparison alpha = 0.001152 (1 of 2). After outlier removal distribution was non-normal, so outlier results were invalidated.

Constituent: Selenium Total Analysis Run 8/3/2016 11:09 AM

Bridgeton LF Client: RSI Data: Bridgeton LF

Sanitas™ v.9.5.26 Software licensed to Jett Environmental Consulting, UG
Hollow symbols indicate censored values.

Within Limit

Prediction Limit

Intrawell Non-parametric

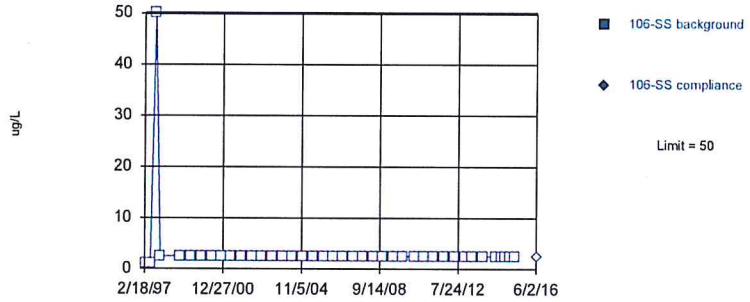

Non-parametric test used in lieu of parametric prediction limit because censored data exceeded 50%. Limit is highest of 40 background values. 100% NDs. Well-constituent pair annual alpha = 0.004602. Individual comparison alpha = 0.001152 (1 of 2). After outlier removal distribution was non-normal, so outlier results were invalidated.

Constituent: Selenium Total Analysis Run 8/3/2016 11:09 AM
Bridgeton LF Client: RSI Data: Bridgeton LF

Sanitas™ v.9.5.26 Software licensed to Jett Environmental Consulting, UG
Hollow symbols indicate censored values.

Within Limit

Prediction Limit

Intrawell Non-parametric

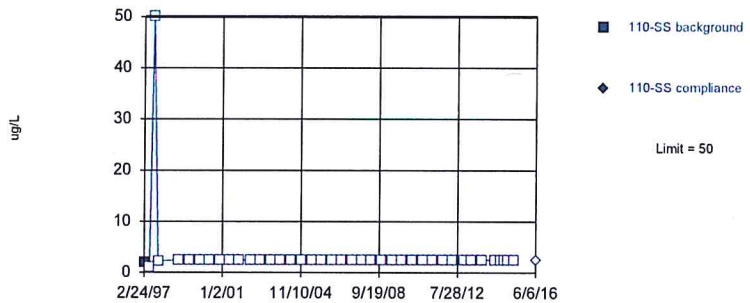

Non-parametric test used in lieu of parametric prediction limit because censored data exceeded 50%. Limit is highest of 40 background values. 97.5% NDs. Well-constituent pair annual alpha = 0.004602. Individual comparison alpha = 0.001152 (1 of 2). After outlier removal distribution was non-normal, so outlier results were invalidated.

Constituent: Selenium Total Analysis Run 8/3/2016 11:09 AM
Bridgeton LF Client: RSI Data: Bridgeton LF

Sanitas™ v.9.5.26 Software licensed to Jett Environmental Consulting, UG
Hollow symbols indicate censored values.

Within Limit

Prediction Limit

Intrawell Non-parametric

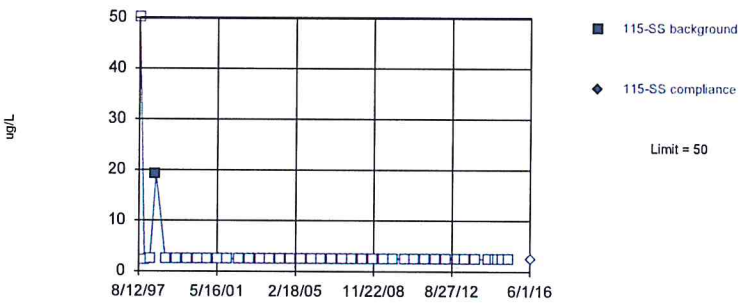

Non-parametric test used in lieu of parametric prediction limit because censored data exceeded 50%. Limit is highest of 40 background values. 97.5% NDs. Well-constituent pair annual alpha = 0.004602. Individual comparison alpha = 0.001152 (1 of 2). After outlier removal distribution was non-normal, so outlier results were invalidated.

Constituent: Selenium Total Analysis Run 8/3/2016 11:09 AM
Bridgeton LF Client: RSI Data: Bridgeton LF

Sanitas™ v.9.5.26 Software licensed to Jett Environmental Consulting, UG
Hollow symbols indicate censored values.

Within Limit

Prediction Limit

Intrawell Non-parametric

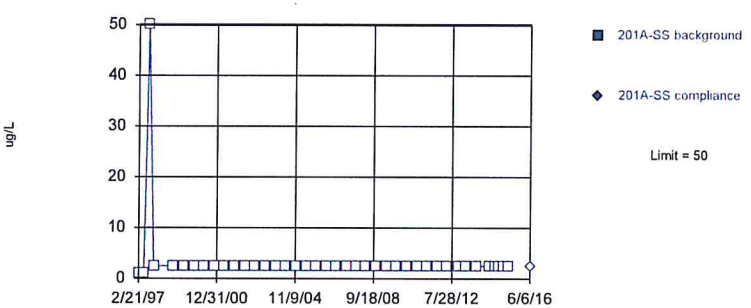

Non-parametric test used in lieu of parametric prediction limit because censored data exceeded 50%. Limit is highest of 40 background values. 100% NDs. Well-constituent pair annual alpha = 0.004602. Individual comparison alpha = 0.001152 (1 of 2). After outlier removal distribution was non-normal, so outlier results were invalidated.

Constituent: Selenium Total Analysis Run 8/3/2016 11:09 AM
Bridgeton LF Client: RSI Data: Bridgeton LF

Sanitas™ v.9.5.26 Software licensed to Jett Environmental Consulting. UG
Hollow symbols indicate censored values.

Within Limit

Prediction Limit

Intrawell Non-parametric

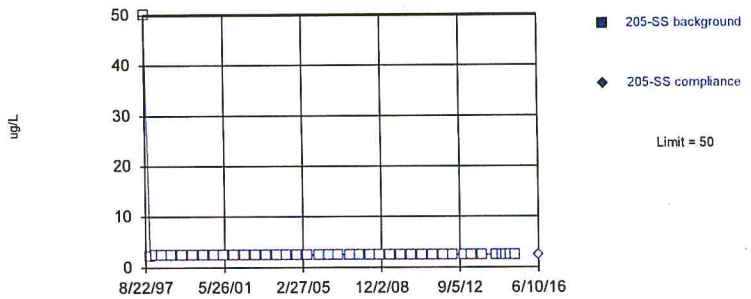

Non-parametric test used in lieu of parametric prediction limit because censored data exceeded 50%. Limit is highest of 40 background values. 100% NDs. Well-constituent pair annual alpha = 0.004602. Individual comparison alpha = 0.001152 (1 of 2). After outlier removal distribution was non-normal, so outlier results were invalidated.

Constituent: Selenium Total Analysis Run 8/3/2016 11:09 AM
Bridgeton LF Client: RSI Data: Bridgeton LF

Sanitas™ v.9.5.26 Software licensed to Jett Environmental Consulting. UG
Hollow symbols indicate censored values.

Within Limit

Prediction Limit

Intrawell Non-parametric

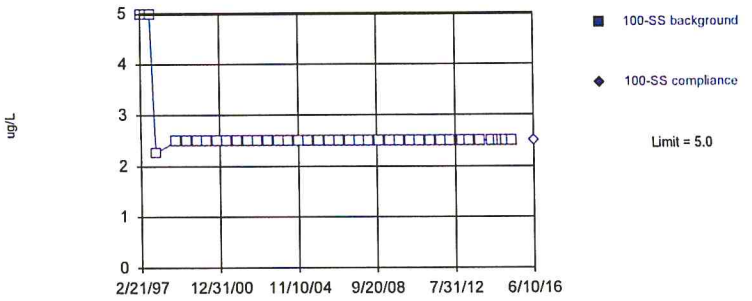

Non-parametric test used in lieu of parametric prediction limit because censored data exceeded 50%. Limit is highest of 40 background values. 100% NDs. Well-constituent pair annual alpha = 0.004602. Individual comparison alpha = 0.001152 (1 of 2). After outlier removal distribution was non-normal, so outlier results were invalidated.

Constituent: Silver Total Analysis Run 8/3/2016 11:09 AM
Bridgeton LF Client: RSI Data: Bridgeton LF

Sanitas™ v.9.5.26 Software licensed to Jett Environmental Consulting. UG
Hollow symbols indicate censored values.

Within Limit

Prediction Limit

Intrawell Non-parametric

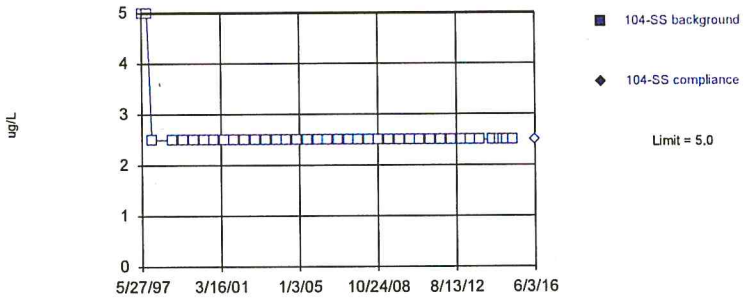

Non-parametric test used in lieu of parametric prediction limit because censored data exceeded 50%. Limit is highest of 39 background values. 100% NDs. Well-constituent pair annual alpha = 0.004868. Individual comparison alpha = 0.001219 (1 of 2). After outlier removal distribution was non-normal, so outlier results were invalidated.

Constituent: Silver Total Analysis Run 8/3/2016 11:09 AM
Bridgeton LF Client: RSI Data: Bridgeton LF

Sanitas™ v.9.5.26 Software licensed to Jett Environmental Consulting. UG
Hollow symbols indicate censored values.

Within Limit

Prediction Limit

Intrawell Non-parametric

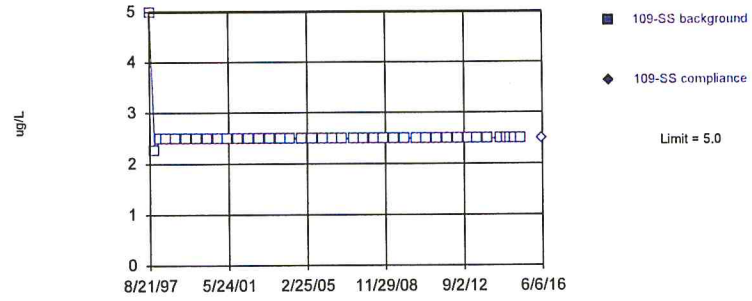

Non-parametric test used in lieu of parametric prediction limit because censored data exceeded 50%. Limit is highest of 40 background values. 100% NDs. Well-constituent pair annual alpha = 0.004602. Individual comparison alpha = 0.001152 (1 of 2). After outlier removal distribution was non-normal, so outlier results were invalidated.

Constituent: Silver Total Analysis Run 8/3/2016 11:09 AM
Bridgeton LF Client: RSI Data: Bridgeton LF

Sanitas™ v.9.5.26 Software licensed to Jett Environmental Consulting, UG
Hollow symbols indicate censored values.

Within Limit

Prediction Limit

Intrawell Non-parametric

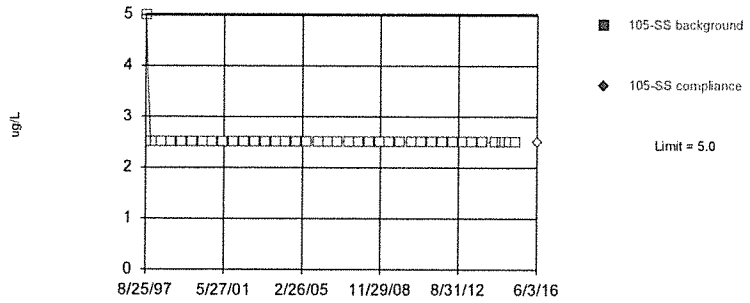

Non-parametric test used in lieu of parametric prediction limit because censored data exceeded 50%. Limit is highest of 40 background values. 100% NDs. Well-constituent pair annual alpha = 0.004602. Individual comparison alpha = 0.001152 (1 of 2). After outlier removal distribution was non-normal, so outlier results were invalidated.

Constituent: Silver Total Analysis Run 8/3/2016 11:09 AM

Bridgeton LF Client: RSI Data: Bridgeton LF

Sanitas™ v.9.5.26 Software licensed to Jett Environmental Consulting, UG
Hollow symbols indicate censored values.

Within Limit

Prediction Limit

Intrawell Non-parametric

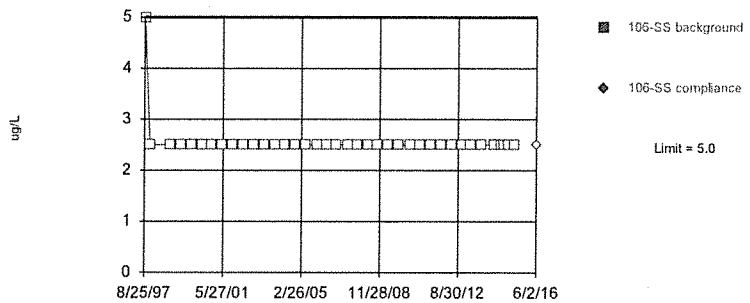

Non-parametric test used in lieu of parametric prediction limit because censored data exceeded 50%. Limit is highest of 38 background values. 100% NDs. Well-constituent pair annual alpha = 0.005135. Individual comparison alpha = 0.001286 (1 of 2). After outlier removal distribution was non-normal, so outlier results were invalidated.

Constituent: Silver Total Analysis Run 8/3/2016 11:09 AM

Bridgeton LF Client: RSI Data: Bridgeton LF

Sanitas™ v.9.5.26 Software licensed to Jett Environmental Consulting, UG
Hollow symbols indicate censored values.

Within Limit

Prediction Limit

Intrawell Non-parametric

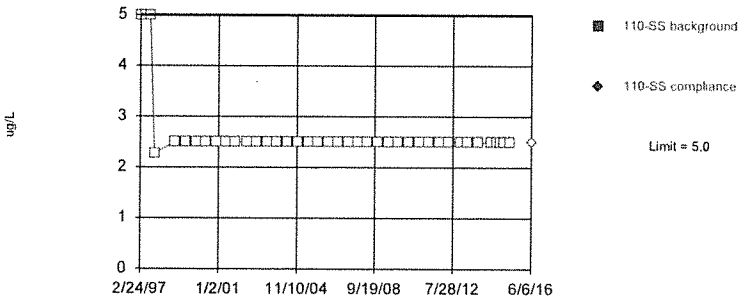

Non-parametric test used in lieu of parametric prediction limit because censored data exceeded 50%. Limit is highest of 40 background values. 100% NDs. Well-constituent pair annual alpha = 0.004602. Individual comparison alpha = 0.001152 (1 of 2). After outlier removal distribution was non-normal, so outlier results were invalidated.

Constituent: Silver Total Analysis Run 8/3/2016 11:09 AM

Bridgeton LF Client: RSI Data: Bridgeton LF

Sanitas™ v.9.5.26 Software licensed to Jett Environmental Consulting, UG
Hollow symbols indicate censored values.

Within Limit

Prediction Limit

Intrawell Non-parametric

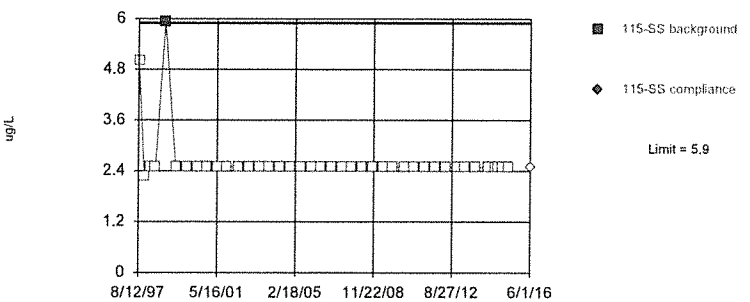

Non-parametric test used in lieu of parametric prediction limit because censored data exceeded 50%. Limit is highest of 40 background values. 97.5% NDs. Well-constituent pair annual alpha = 0.004602. Individual comparison alpha = 0.001152 (1 of 2). After outlier removal distribution was non-normal, so outlier results were invalidated.

Constituent: Silver Total Analysis Run 8/3/2016 11:09 AM

Bridgeton LF Client: RSI Data: Bridgeton LF

Sanitas™ v.9.5.26 Software licensed to Jett Environmental Consulting, UG
Hollow symbols indicate censored values.

Within Limit

Prediction Limit

Intrawell Non-parametric

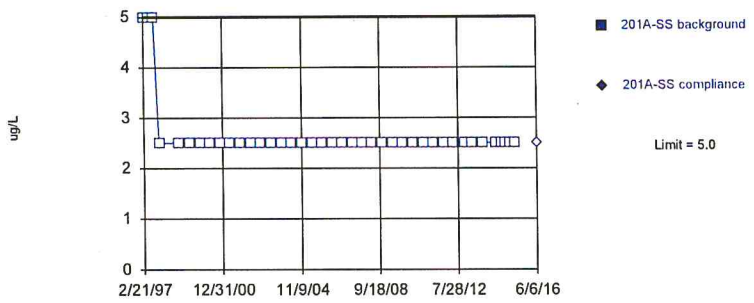

Non-parametric test used in lieu of parametric prediction limit because censored data exceeded 50%. Limit is highest of 40 background values. 100% NDs. Well-constituent pair annual alpha = 0.004602. Individual comparison alpha = 0.001152 (1 of 2). After outlier removal distribution was non-normal, so outlier results were invalidated.

Constituent: Silver Total Analysis Run 8/3/2016 11:09 AM
Bridgeton LF Client: RSI Data: Bridgeton LF

Sanitas™ v.9.5.26 Software licensed to Jett Environmental Consulting, UG
Hollow symbols indicate censored values.

Within Limit

Prediction Limit

Intrawell Non-parametric

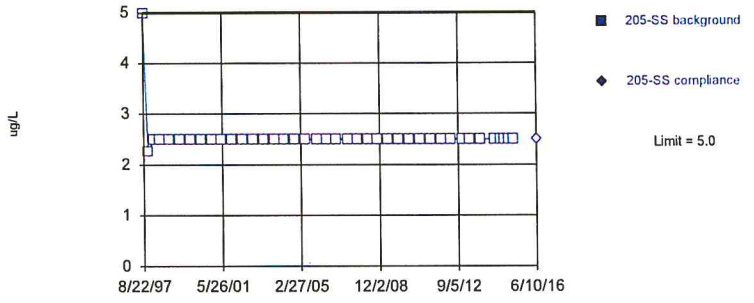

Non-parametric test used in lieu of parametric prediction limit because censored data exceeded 50%. Limit is highest of 40 background values. 100% NDs. Well-constituent pair annual alpha = 0.004602. Individual comparison alpha = 0.001152 (1 of 2). After outlier removal distribution was non-normal, so outlier results were invalidated.

Constituent: Silver Total Analysis Run 8/3/2016 11:09 AM
Bridgeton LF Client: RSI Data: Bridgeton LF

Sanitas™ v.9.5.26 Software licensed to Jett Environmental Consulting, UG

Within Limit

Prediction Limit

Intrawell Parametric

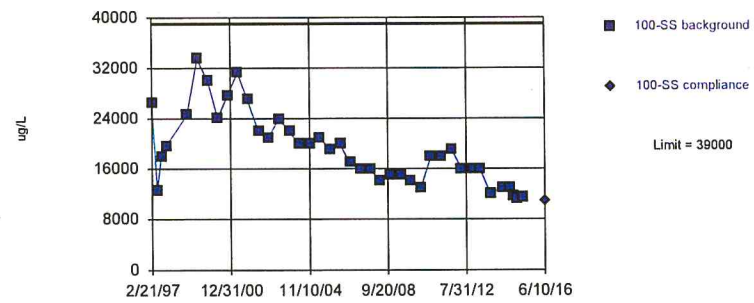

Background Data Summary (based on natural log transformation): Mean=9.808, Std. Dev.=0.295, n=40. Normality test: Shapiro Wilk @alpha = 0.01, calculated = 0.9631, critical = 0.919. Kappa = 2.616 (c=34, w=9, 1 of 2, event alpha = 0.026). Report alpha = 0.00008608. EPA 1989 outlier screening was performed on the background data (to establish suspected outliers for Dixon's/Rosner's). No background outliers were found.

Constituent: Sodium Total Analysis Run 8/3/2016 11:10 AM
Bridgeton LF Client: RSI Data: Bridgeton LF

Sanitas™ v.9.5.26 Software licensed to Jett Environmental Consulting, UG

Within Limit

Prediction Limit

Intrawell Parametric

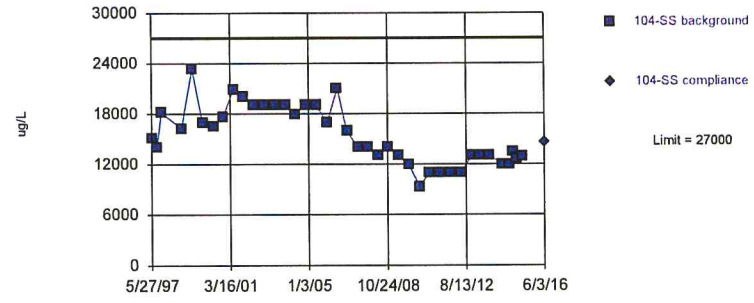

Background Data Summary (based on natural log transformation): Mean=9.617, Std. Dev.=0.2257, n=39. Normality test: Shapiro Wilk @alpha = 0.01, calculated = 0.9551, critical = 0.917. Kappa = 2.626 (c=34, w=9, 1 of 2, event alpha = 0.026). Report alpha = 0.00008608. Rosner's outlier test was performed on the background data. One background outlier was removed: 34800 (2/17/1997).

Constituent: Sodium Total Analysis Run 8/3/2016 11:10 AM
Bridgeton LF Client: RSI Data: Bridgeton LF

Sanitas™ v.9.5.26 Software licensed to Jett Environmental Consulting, UG

Within Limit

Prediction Limit

Intrawell Parametric

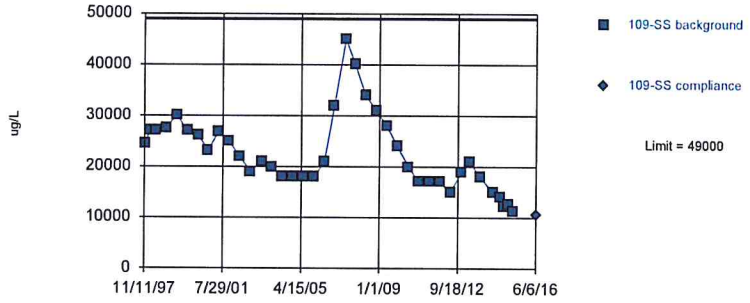

Background Data Summary (based on natural log transformation): Mean=9.978, Std. Dev.=0.3165, n=39. Normality test: Shapiro Wilk @alpha = 0.01, calculated = 0.9835, critical = 0.917. Kappa = 2.626 (c=34, w=9, 1 of 2, event alpha = 0.026). Report alpha = 0.00008608. Rosner's outlier test was performed on the background data. One background outlier was removed: 68000 (8/21/1997).

Constituent: Sodium Total Analysis Run 8/3/2016 11:10 AM

Bridgeton LF Client: RSI Data: Bridgeton LF

Sanitas™ v.9.5.26 Software licensed to Jett Environmental Consulting, UG

Within Limit

Prediction Limit

Intrawell Parametric

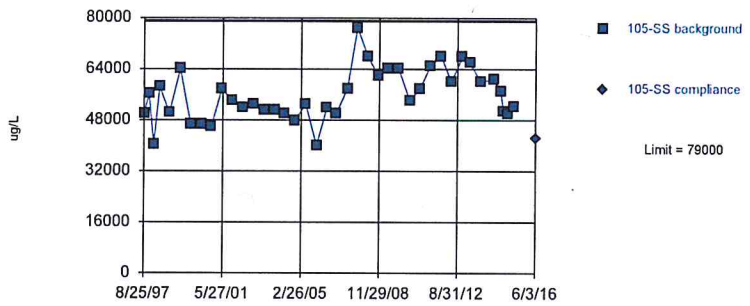

Background Data Summary (based on cube root transformation): Mean=38.14, Std. Dev.=1.825, n=40. Normality test: Shapiro Wilk @alpha = 0.01, calculated = 0.9771, critical = 0.919. Kappa = 2.616 (c=34, w=9, 1 of 2, event alpha = 0.026). Report alpha = 0.00008608. EPA 1989 outlier screening was performed on the background data (to establish suspected outliers for Dixon's/Rosner's). No background outliers were found.

Constituent: Sodium Total Analysis Run 8/3/2016 11:10 AM

Bridgeton LF Client: RSI Data: Bridgeton LF

Sanitas™ v.9.5.26 Software licensed to Jett Environmental Consulting, UG

Within Limit

Prediction Limit

Intrawell Parametric

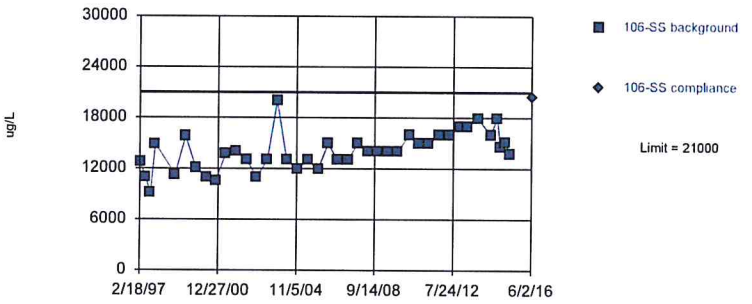

Background Data Summary (based on square root transformation): Mean=118.3, Std. Dev.=9.566, n=40. Normality test: Shapiro Wilk @alpha = 0.01, calculated = 0.9881, critical = 0.919. Kappa = 2.616 (c=34, w=9, 1 of 2, event alpha = 0.026). Report alpha = 0.00008608. EPA 1989 outlier screening was performed on the background data (to establish suspected outliers for Dixon's/Rosner's). No background outliers were found.

Constituent: Sodium Total Analysis Run 8/3/2016 11:10 AM

Bridgeton LF Client: RSI Data: Bridgeton LF

Sanitas™ v.9.5.26 Software licensed to Jett Environmental Consulting, UG

Within Limit

Prediction Limit

Intrawell Parametric

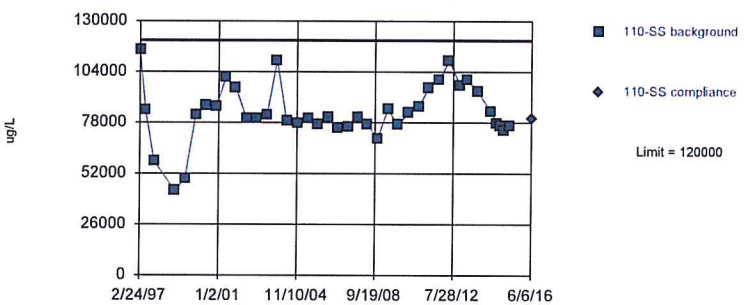

Background Data Summary: Mean=83210, Std. Dev.=14554, n=39. Normality test: Shapiro Wilk @alpha = 0.01, calculated = 0.9317, critical = 0.917. Kappa = 2.626 (c=34, w=9, 1 of 2, event alpha = 0.026). Report alpha = 0.00008608. Rosner's outlier test was performed on the background data. One background outlier was removed: 19000 (8/22/1997).

Constituent: Sodium Total Analysis Run 8/3/2016 11:10 AM

Bridgeton LF Client: RSI Data: Bridgeton LF

Sanitas™ v.9.5.26 Software licensed to Jett Environmental Consulting, UG

Within Limit

Prediction Limit

Intrawell Parametric

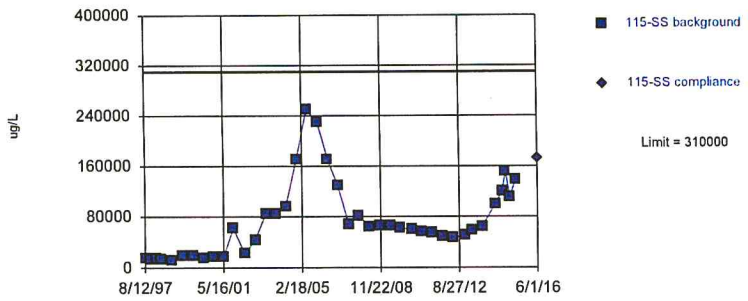

Background Data Summary (based on cube root transformation): Mean=39.3, Std. Dev.=10.78, n=40. Normality test: Shapiro Wilk @alpha = 0.01, calculated = 0.9386, critical = 0.919. Kappa = 2.616 (c=34, w=9, 1 of 2, event alpha = 0.026). Report alpha = 0.00008608. EPA 1989 outlier screening was performed on the background data (to establish suspected outliers for Dixon's/Rosner's). No background outliers were found.

Constituent: Sodium Total Analysis Run 8/3/2016 11:10 AM

Bridgeton LF Client: RSI Data: Bridgeton LF

Sanitas™ v.9.5.26 Software licensed to Jett Environmental Consulting, UG

Within Limit

Prediction Limit

Intrawell Parametric

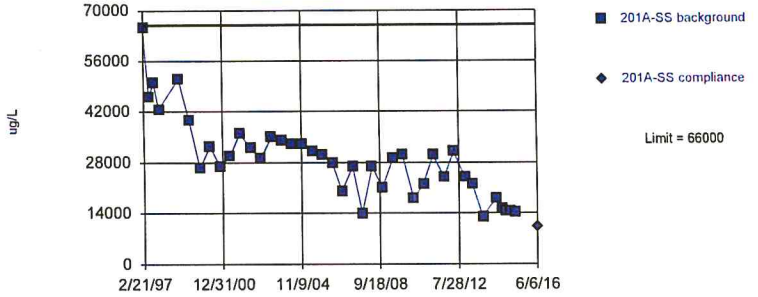

Background Data Summary (based on cube root transformation): Mean=30.24, Std. Dev.=3.85, n=40. Normality test: Shapiro Wilk @alpha = 0.01, calculated = 0.9625, critical = 0.919. Kappa = 2.616 (c=34, w=9, 1 of 2, event alpha = 0.026). Report alpha = 0.00008608. EPA 1989 outlier screening was performed on the background data (to establish suspected outliers for Dixon's/Rosner's). No background outliers were found.

Constituent: Sodium Total Analysis Run 8/3/2016 11:10 AM

Bridgeton LF Client: RSI Data: Bridgeton LF

Sanitas™ v.9.5.26 Software licensed to Jett Environmental Consulting, UG

Within Limit

Prediction Limit

Intrawell Non-parametric

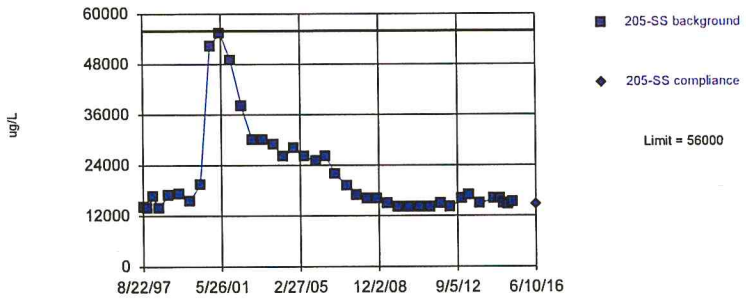

Non-parametric test used in lieu of parametric prediction limit because the Shapiro Wilk normality test showed the data to be non-normal at the 0.01 alpha level. Limit is highest of 40 background values. Well-constituent pair annual alpha = 0.004602. Individual comparison alpha = 0.001152 (1 of 2). After outlier removal distribution was non-normal, so outlier results were invalidated.

Constituent: Sodium Total Analysis Run 8/3/2016 11:10 AM

Bridgeton LF Client: RSI Data: Bridgeton LF

Sanitas™ v.9.5.26 Software licensed to Jett Environmental Consulting, UG

Within Limit

Prediction Limit

Intrawell Parametric

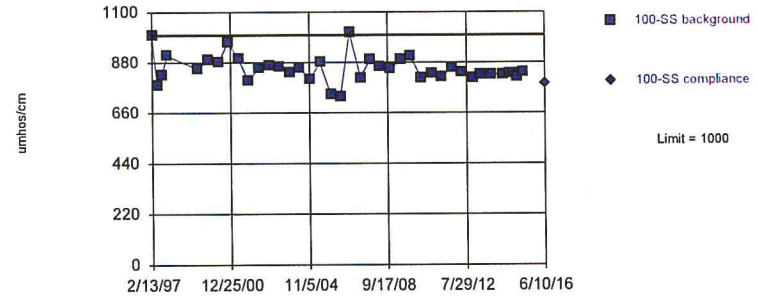

Background Data Summary (based on natural log transformation): Mean=6.746, Std. Dev.=0.06655, n=39. Normality test: Shapiro Wilk @alpha = 0.01, calculated = 0.9425, critical = 0.917. Kappa = 2.626 (c=34, w=9, 1 of 2, event alpha = 0.026). Report alpha = 0.00008608. Rosner's outlier test was performed on the background data. One background outlier was removed: 1080 (11/12/1998).

Constituent: Specific Conductance [Field] Analysis Run 8/3/2016 11:10 AM

Bridgeton LF Client: RSI Data: Bridgeton LF

Sanitas™ v.9.5.26 Software licensed to Jett Environmental Consulting, UG

Within Limit

Prediction Limit

Intrawell Parametric

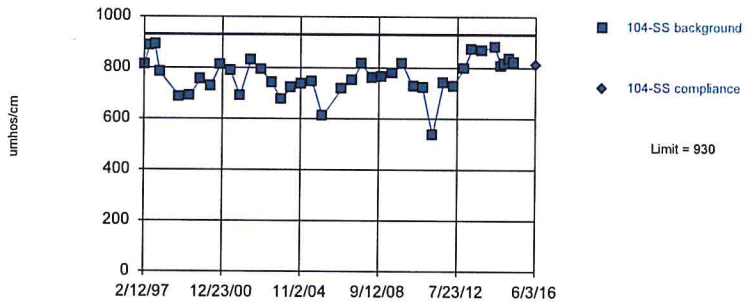

Background Data Summary (based on cube transformation): Mean=4.6e8, Std. Dev.=1.3e8, n=39. Normality test: Shapiro Wilk @alpha = 0.01, calculated = 0.9748, critical = 0.917. Kappa = 2.626 (c=34, w=9, 1 of 2, event alpha = 0.026). Report alpha = 0.00008608. Rosner's outlier test was performed on the background data. One background outlier was removed: 468 (5/25/2006).

Constituent: Specific Conductance [Field] Analysis Run 8/3/2016 11:10 AM

Bridgeton LF Client: RSI Data: Bridgeton LF

Sanitas™ v.9.5.26 Software licensed to Jett Environmental Consulting, UG

Within Limit

Prediction Limit

Intrawell Parametric

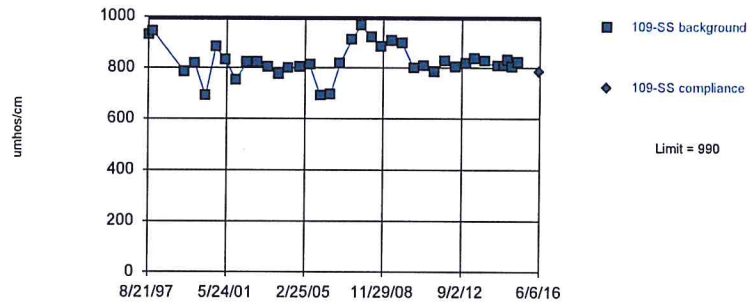

Background Data Summary: Mean=824, Std. Dev.=63.94, n=37. Normality test: Shapiro Wilk @alpha = 0.01, calculated = 0.922, critical = 0.914. Kappa = 2.645 (c=34, w=9, 1 of 2, event alpha = 0.026). Report alpha = 0.00008608. Rosner's outlier test was performed on the background data. Three background outliers were removed: 1270 (2/13/1998); 1260 (5/29/1998); 1190 (11/14/1998).

Constituent: Specific Conductance [Field] Analysis Run 8/3/2016 11:10 AM

Bridgeton LF Client: RSI Data: Bridgeton LF

Sanitas™ v.9.5.26 Software licensed to Jett Environmental Consulting, UG

Within Limit

Prediction Limit

Intrawell Parametric

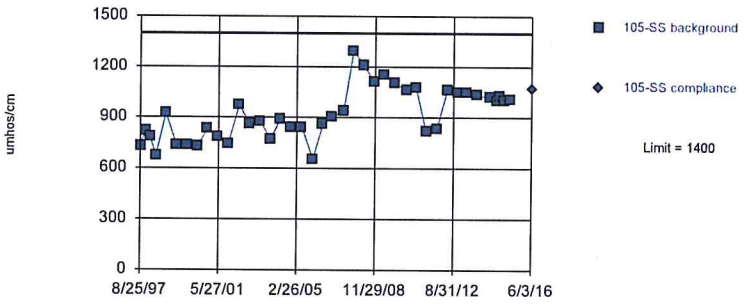

Background Data Summary (based on natural log transformation): Mean=6.811, Std. Dev.=0.1679, n=40. Normality test: Shapiro Wilk @alpha = 0.01, calculated = 0.9706, critical = 0.919. Kappa = 2.616 (c=34, w=9, 1 of 2, event alpha = 0.026). Report alpha = 0.00008608. EPA 1989 outlier screening was performed on the background data (to establish suspected outliers for Dixon's/Rosner's). No background outliers were found.

Constituent: Specific Conductance [Field] Analysis Run 8/3/2016 11:10 AM

Bridgeton LF Client: RSI Data: Bridgeton LF

Sanitas™ v.9.5.26 Software licensed to Jett Environmental Consulting, UG

Within Limit

Prediction Limit

Intrawell Parametric

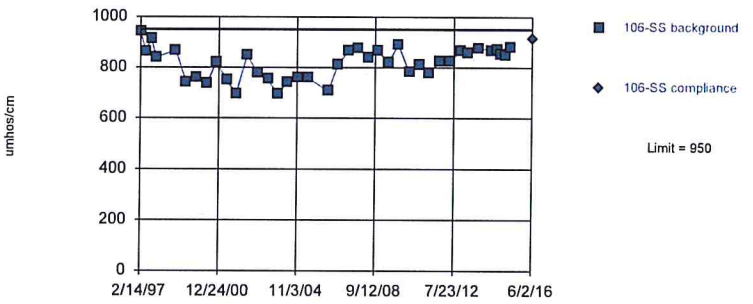

Background Data Summary (based on x^4 transformation): Mean=4.6e11, Std. Dev.=1.3e11, n=39. Normality test: Shapiro Wilk @alpha = 0.01, calculated = 0.9572, critical = 0.917. Kappa = 2.626 (c=34, w=9, 1 of 2, event alpha = 0.026). Report alpha = 0.00008608. Rosner's outlier test was performed on the background data. One background outlier was removed: 595 (11/29/2005).

Constituent: Specific Conductance [Field] Analysis Run 8/3/2016 11:10 AM

Bridgeton LF Client: RSI Data: Bridgeton LF

Sanitas™ v.9.5.26 Software licensed to Jett Environmental Consulting, UG

Within Limit

Prediction Limit

Intrawell Parametric

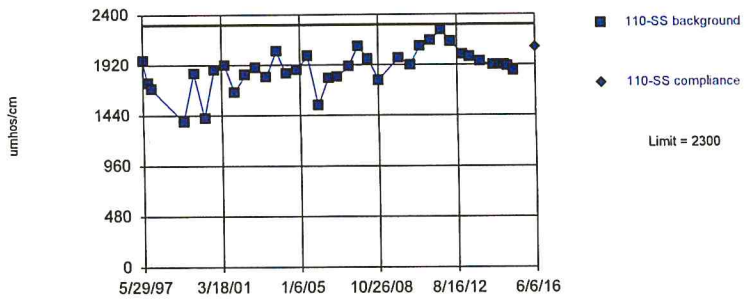

Background Data Summary (based on cube transformation): Mean=6.8e9, Std. Dev.=1.8e9, n=37. Normality test: Shapiro Wilk @alpha = 0.01, calculated = 0.9753, critical = 0.914. Kappa = 2.645 (c=34, w=9, 1 of 2, event alpha = 0.026). Report alpha = 0.00008608. Rosner's outlier test was performed on the background data. Three background outliers were removed: 1010 (2/18/1997); 1240 (11/13/1998); 2930 (5/7/2009).

Constituent: Specific Conductance [Field] Analysis Run 8/3/2016 11:10 AM

Bridgeton LF Client: RSI Data: Bridgeton LF

Sanitas™ v.9.5.26 Software licensed to Jett Environmental Consulting, UG

Within Limit

Prediction Limit

Intrawell Parametric

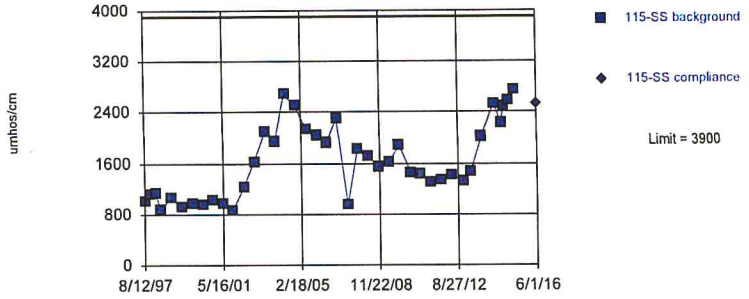

Background Data Summary (based on natural log transformation): Mean=7.338, Std. Dev.=0.3579, n=40. Normality test: Shapiro Wilk @alpha = 0.01, calculated = 0.9301, critical = 0.919. Kappa = 2.616 (c=34, w=9, 1 of 2, event alpha = 0.026). Report alpha = 0.00008608. EPA 1989 outlier screening was performed on the background data (to establish suspected outliers for Dixon's/Rosner's). No background outliers were found.

Constituent: Specific Conductance [Field] Analysis Run 8/3/2016 11:10 AM

Bridgeton LF Client: RSI Data: Bridgeton LF

Sanitas™ v.9.5.26 Software licensed to Jett Environmental Consulting, UG

Within Limit

Prediction Limit

Intrawell Parametric

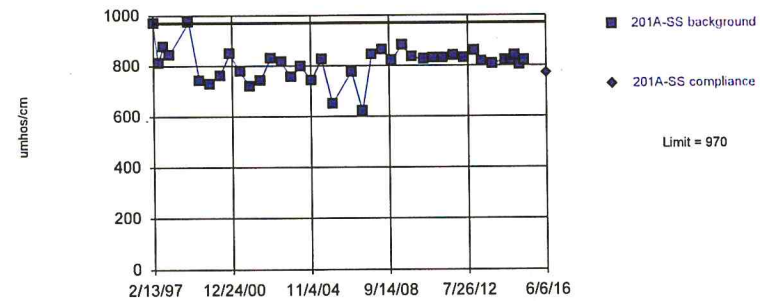

Background Data Summary (based on square transformation): Mean=660296, Std. Dev.=108124, n=39. Normality test: Shapiro Wilk @alpha = 0.01, calculated = 0.9237, critical = 0.917. Kappa = 2.626 (c=34, w=9, 1 of 2, event alpha = 0.026). Report alpha = 0.00008608. Rosner's outlier test was performed on the background data. One background outlier was removed: 465 (5/25/2006).

Constituent: Specific Conductance [Field] Analysis Run 8/3/2016 11:10 AM

Bridgeton LF Client: RSI Data: Bridgeton LF

Sanitas™ v.9.5.26 Software licensed to Jett Environmental Consulting, UG

Within Limit

Prediction Limit

Intrawell Non-parametric

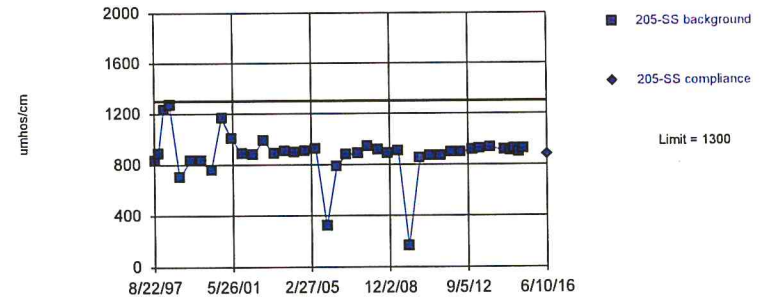

Non-parametric test used in lieu of parametric prediction limit because the Shapiro Wilk normality test showed the data to be non-normal at the 0.01 alpha level. Limit is highest of 40 background values. Well-constituent pair annual alpha = 0.004602. Individual comparison alpha = 0.001152 (1 of 2). Distribution was found to be non-normal after removal of suspect values, so outliers could not be indentified.

Constituent: Specific Conductance [Field] Analysis Run 8/3/2016 11:10 AM

Bridgeton LF Client: RSI Data: Bridgeton LF

Sanitas™ v.9.5.26 Software licensed to Jett Environmental Consulting, UG
Hollow symbols indicate censored values.

Within Limit

Prediction Limit

Intrawell Parametric

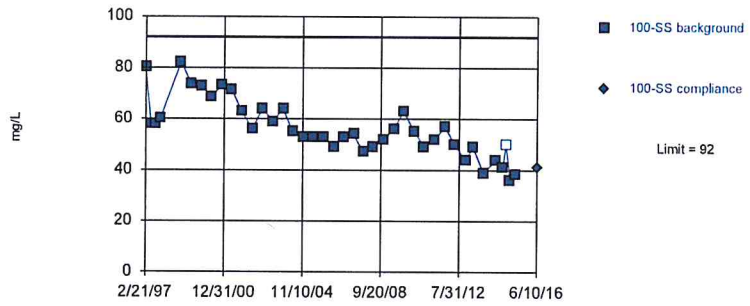

Background Data Summary (based on natural log transformation): Mean=4.009, Std. Dev.=0.1952, n=40, 2.5% NDs. Normality test: Shapiro Wilk @alpha = 0.01, calculated = 0.9761, critical = 0.919. Kappa = 2.616 (c=34, w=9, 1 of 2, event alpha = 0.026). Report alpha = 0.00008608. EPA 1989 outlier screening was performed on the background data (to establish suspected outliers for Dixon's/Rosner's). No background outliers were found.

Constituent: Sulfate Analysis Run 8/3/2016 11:10 AM
Bridgeton LF Client: RSI Data: Bridgeton LF

Sanitas™ v.9.5.26 Software licensed to Jett Environmental Consulting, UG
Hollow symbols indicate censored values.

Within Limit

Prediction Limit

Intrawell Parametric

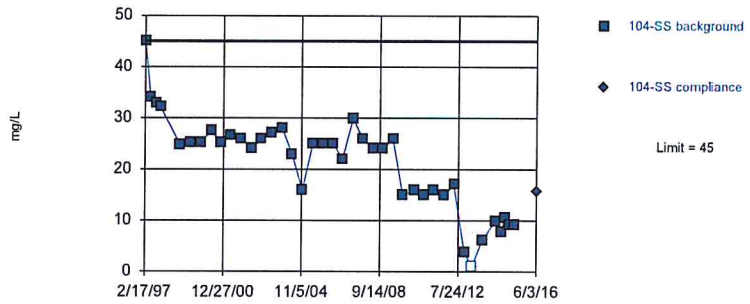

Background Data Summary: Mean=21.19, Std. Dev.=9.203, n=40, 2.5% NDs. Normality test: Shapiro Wilk @alpha = 0.01, calculated = 0.9462, critical = 0.919. Kappa = 2.616 (c=34, w=9, 1 of 2, event alpha = 0.026). Report alpha = 0.00008608. Distribution was found to be non-normal after removal of suspect values, so outliers could not be indentified.

Constituent: Sulfate Analysis Run 8/3/2016 11:10 AM
Bridgeton LF Client: RSI Data: Bridgeton LF

Sanitas™ v.9.5.26 Software licensed to Jett Environmental Consulting, UG
Hollow symbols indicate censored values.

Within Limit

Prediction Limit

Intrawell Parametric

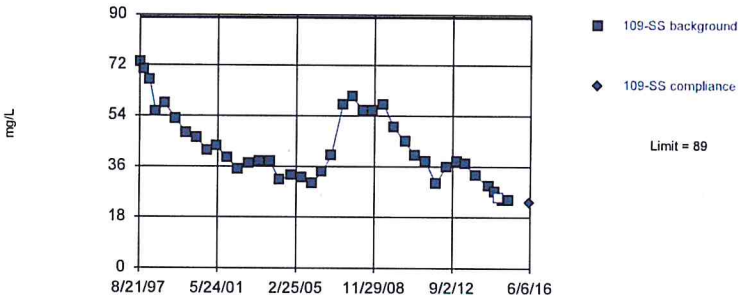

Background Data Summary (based on natural log transformation): Mean=3.71, Std. Dev.=0.2988, n=40, 2.5% NDs. Normality test: Shapiro Wilk @alpha = 0.01, calculated = 0.9625, critical = 0.919. Kappa = 2.616 (c=34, w=9, 1 of 2, event alpha = 0.026). Report alpha = 0.00008608. EPA 1989 outlier screening was performed on the background data (to establish suspected outliers for Dixon's/Rosner's). No background outliers were found.

Constituent: Sulfate Analysis Run 8/3/2016 11:10 AM
Bridgeton LF Client: RSI Data: Bridgeton LF

Sanitas™ v.9.5.26 Software licensed to Jett Environmental Consulting, UG

Within Limit

Prediction Limit

Intrawell Parametric

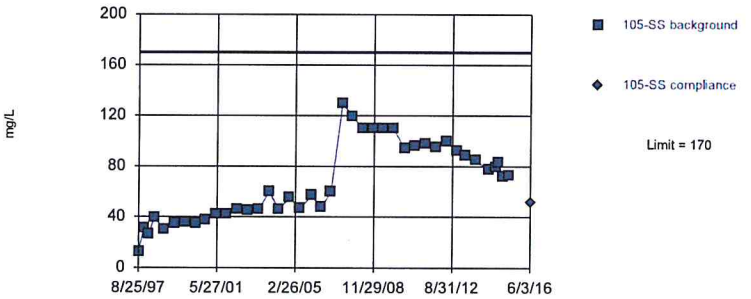

Background Data Summary (based on square root transformation): Mean=8, Std. Dev.=1.922, n=40. Normality test: Shapiro Wilk @alpha = 0.01, calculated = 0.9522, critical = 0.919. Kappa = 2.616 (c=34, w=9, 1 of 2, event alpha = 0.026). Report alpha = 0.00008608. Rosner's outlier test was performed on the background data. No background outliers were found.

Constituent: Sulfate Analysis Run 8/3/2016 11:10 AM
Bridgeton LF Client: RSI Data: Bridgeton LF

Sanitas™ v.9.5.26 Software licensed to Jett Environmental Consulting, UG
Hollow symbols indicate censored values.

Within Limit

Prediction Limit

Intrawell Parametric

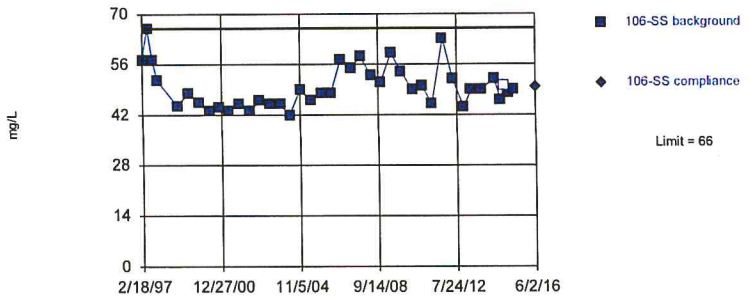

Background Data Summary (based on natural log transformation): Mean=3.901, Std. Dev.=0.1104, n=40, 2.5% NDs. Normality test: Shapiro Wilk @alpha = 0.01, calculated = 0.9379, critical = 0.919. Kappa = 2.616 (c=34, w=9, 1 of 2, event alpha = 0.026). Report alpha = 0.00008608. EPA 1989 outlier screening was performed on the background data (to establish suspected outliers for Dixon's/Rosner's). No background outliers were found.

Constituent: Sulfate Analysis Run 8/3/2016 11:10 AM

Bridgeton LF Client: RSI Data: Bridgeton LF

Sanitas™ v.9.5.26 Software licensed to Jett Environmental Consulting, UG

Within Limit

Prediction Limit

Intrawell Parametric

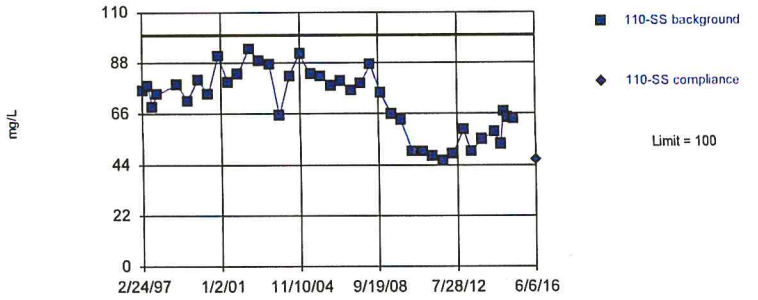

Background Data Summary (based on square transformation): Mean=5251, Std. Dev.=1909, n=40. Normality test: Shapiro Wilk @alpha = 0.01, calculated = 0.9484, critical = 0.919. Kappa = 2.616 (c=34, w=9, 1 of 2, event alpha = 0.026). Report alpha = 0.00008608. EPA 1989 outlier screening was performed on the background data (to establish suspected outliers for Dixon's/Rosner's). No background outliers were found.

Constituent: Sulfate Analysis Run 8/3/2016 11:10 AM

Bridgeton LF Client: RSI Data: Bridgeton LF

Sanitas™ v.9.5.26 Software licensed to Jett Environmental Consulting, UG

Within Limit

Prediction Limit

Intrawell Parametric

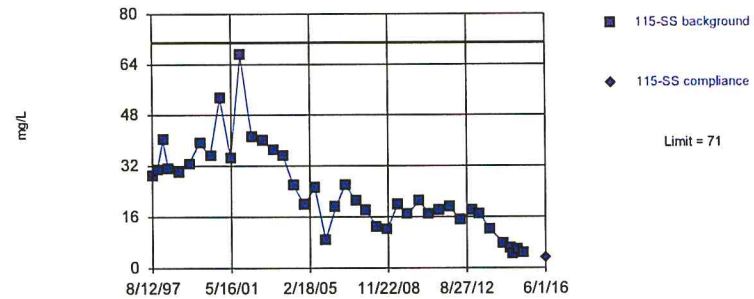

Background Data Summary (based on square root transformation): Mean=4.715, Std. Dev.=1.41, n=40. Normality test: Shapiro Wilk @alpha = 0.01, calculated = 0.977, critical = 0.919. Kappa = 2.616 (c=34, w=9, 1 of 2, event alpha = 0.026). Report alpha = 0.00008608. EPA 1989 outlier screening was performed on the background data (to establish suspected outliers for Dixon's/Rosner's). No background outliers were found.

Constituent: Sulfate Analysis Run 8/3/2016 11:10 AM

Bridgeton LF Client: RSI Data: Bridgeton LF

Sanitas™ v.9.5.26 Software licensed to Jett Environmental Consulting, UG

Within Limit

Prediction Limit

Intrawell Parametric

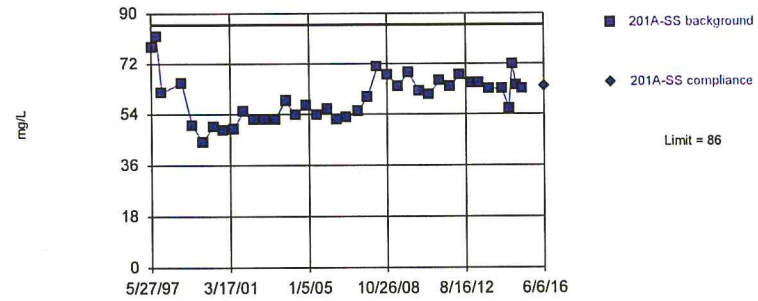

Background Data Summary (based on natural log transformation): Mean=4.087, Std. Dev.=0.1382, n=39. Normality test: Shapiro Wilk @alpha = 0.01, calculated = 0.9805, critical = 0.917. Kappa = 2.626 (c=34, w=9, 1 of 2, event alpha = 0.026). Report alpha = 0.00008608. Rosner's outlier test was performed on the background data. One background outlier was removed: 99 (2/21/1997).

Constituent: Sulfate Analysis Run 8/3/2016 11:10 AM

Bridgeton LF Client: RSI Data: Bridgeton LF

Sanitas™ v.9.5.26 Software licensed to Jett Environmental Consulting, UG

Within Limit

Prediction Limit

Intrawell Parametric

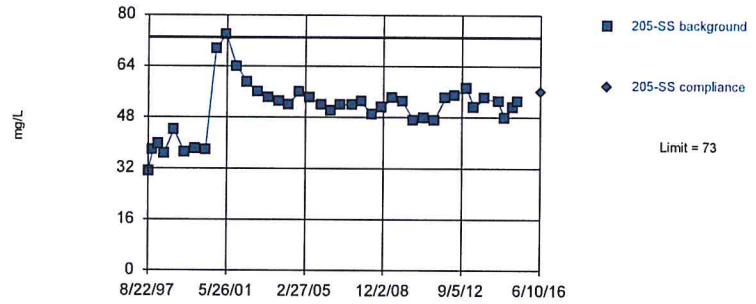

Background Data Summary: Mean=50.72, Std. Dev.=8.593, n=39. Normality test: Shapiro Wilk @alpha = 0.01, calculated = 0.9306, critical = 0.917. Kappa = 2.626 (c=34, w=9, 1 of 2, event alpha = 0.026). Report alpha = 0.00008608. Rosner's outlier test was performed on the background data. One background outlier was removed: 109 (11/20/2014).

Constituent: Sulfate Analysis Run 8/3/2016 11:10 AM

Bridgeton LF Client: RSI Data: Bridgeton LF

Sanitas™ v.9.5.26 Software licensed to Jett Environmental Consulting, UG
Hollow symbols indicate censored values.

Within Limit

Prediction Limit

Intrawell Non-parametric

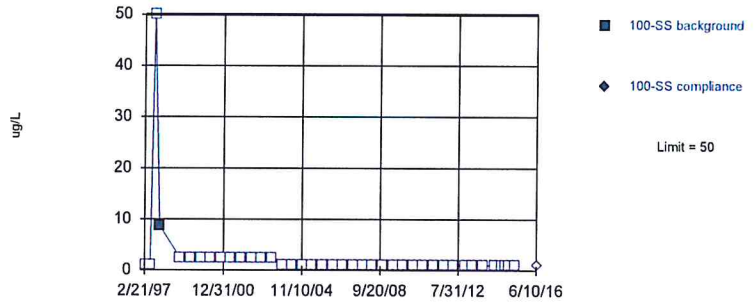

Non-parametric test used in lieu of parametric prediction limit because censored data exceeded 50%. Limit is highest of 40 background values. 97.5% NDs. Well-constituent pair annual alpha = 0.004602. Individual comparison alpha = 0.001152 (1 of 2). After outlier removal distribution was non-normal, so outlier results were invalidated.

Constituent: Thallium Total Analysis Run 8/3/2016 11:10 AM

Bridgeton LF Client: RSI Data: Bridgeton LF

Sanitas™ v.9.5.26 Software licensed to Jett Environmental Consulting, UG
Hollow symbols indicate censored values.

Within Limit

Prediction Limit

Intrawell Non-parametric

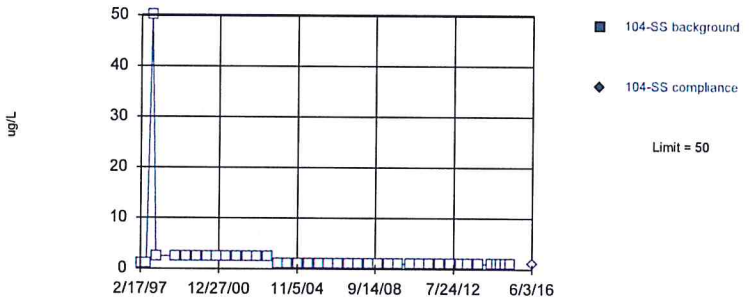

Non-parametric test used in lieu of parametric prediction limit because censored data exceeded 50%. Limit is highest of 40 background values. 100% NDs. Well-constituent pair annual alpha = 0.004602. Individual comparison alpha = 0.001152 (1 of 2). After outlier removal distribution was non-normal, so outlier results were invalidated.

Constituent: Thallium Total Analysis Run 8/3/2016 11:10 AM

Bridgeton LF Client: RSI Data: Bridgeton LF

Sanitas™ v.9.5.26 Software licensed to Jett Environmental Consulting, UG
Hollow symbols indicate censored values.

Within Limit

Prediction Limit

Intrawell Non-parametric

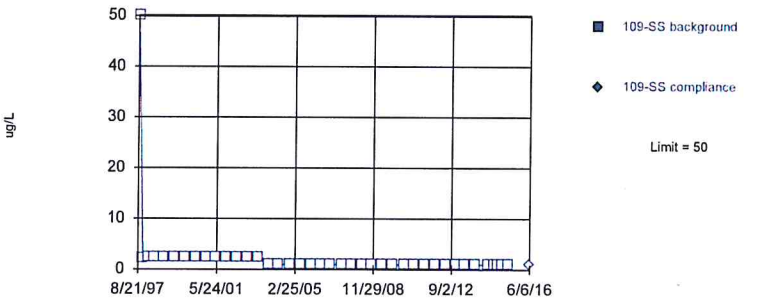

Non-parametric test used in lieu of parametric prediction limit because censored data exceeded 50%. Limit is highest of 40 background values. 100% NDs. Well-constituent pair annual alpha = 0.004602. Individual comparison alpha = 0.001152 (1 of 2). After outlier removal distribution was non-normal, so outlier results were invalidated.

Constituent: Thallium Total Analysis Run 8/3/2016 11:10 AM

Bridgeton LF Client: RSI Data: Bridgeton LF

Sanitas™ v.9.5.26 Software licensed to Jett Environmental Consulting. UG
Hollow symbols indicate censored values.

Within Limit

Prediction Limit

Intrawell Non-parametric

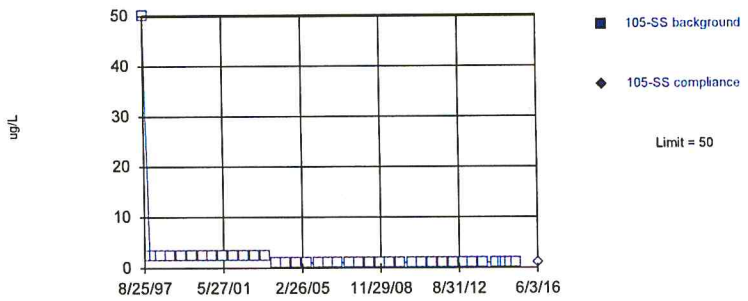

Non-parametric test used in lieu of parametric prediction limit because censored data exceeded 50%. Limit is highest of 40 background values. 100% NDs. Well-constituent pair annual alpha = 0.004602. Individual comparison alpha = 0.001152 (1 of 2). After outlier removal distribution was non-normal, so outlier results were invalidated.

Constituent: Thallium Total Analysis Run 8/3/2016 11:10 AM

Bridgeton LF Client: RSI Data: Bridgeton LF

Sanitas™ v.9.5.26 Software licensed to Jett Environmental Consulting. UG
Hollow symbols indicate censored values.

Within Limit

Prediction Limit

Intrawell Non-parametric

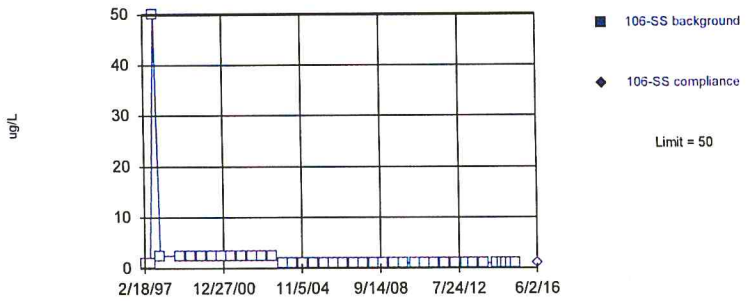

Non-parametric test used in lieu of parametric prediction limit because censored data exceeded 50%. Limit is highest of 40 background values. 100% NDs. Well-constituent pair annual alpha = 0.004602. Individual comparison alpha = 0.001152 (1 of 2). After outlier removal distribution was non-normal, so outlier results were invalidated.

Constituent: Thallium Total Analysis Run 8/3/2016 11:10 AM

Bridgeton LF Client: RSI Data: Bridgeton LF

Sanitas™ v.9.5.26 Software licensed to Jett Environmental Consulting. UG
Hollow symbols indicate censored values.

Within Limit

Prediction Limit

Intrawell Non-parametric

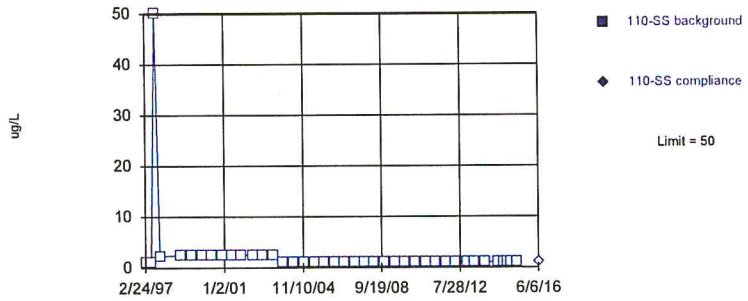

Non-parametric test used in lieu of parametric prediction limit because censored data exceeded 50%. Limit is highest of 40 background values. 100% NDs. Well-constituent pair annual alpha = 0.004602. Individual comparison alpha = 0.001152 (1 of 2). After outlier removal distribution was non-normal, so outlier results were invalidated.

Constituent: Thallium Total Analysis Run 8/3/2016 11:10 AM

Bridgeton LF Client: RSI Data: Bridgeton LF

Sanitas™ v.9.5.26 Software licensed to Jett Environmental Consulting. UG
Hollow symbols indicate censored values.

Within Limit

Prediction Limit

Intrawell Non-parametric

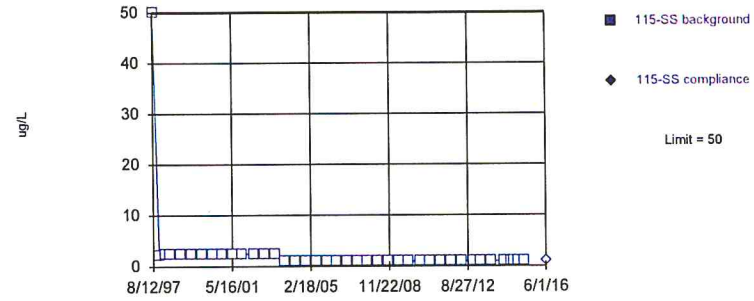

Non-parametric test used in lieu of parametric prediction limit because censored data exceeded 50%. Limit is highest of 40 background values. 100% NDs. Well-constituent pair annual alpha = 0.004602. Individual comparison alpha = 0.001152 (1 of 2). After outlier removal distribution was non-normal, so outlier results were invalidated.

Constituent: Thallium Total Analysis Run 8/3/2016 11:10 AM

Bridgeton LF Client: RSI Data: Bridgeton LF

Sanitas™ v.9.5.26 Software licensed to Jett Environmental Consulting, UG
Hollow symbols indicate censored values.

Within Limit

Prediction Limit

Intrawell Non-parametric

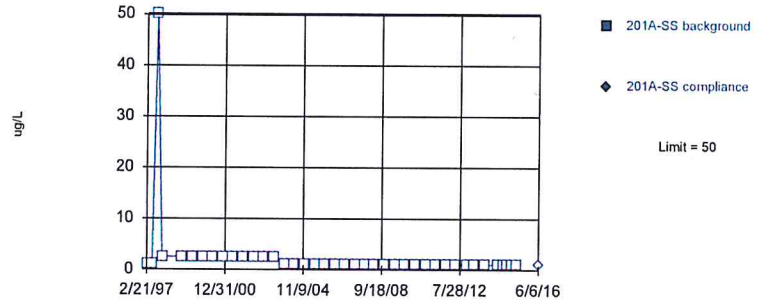

Non-parametric test used in lieu of parametric prediction limit because censored data exceeded 50%. Limit is highest of 40 background values. 100% NDs. Well-constituent pair annual alpha = 0.004602. Individual comparison alpha = 0.001152 (1 of 2). After outlier removal distribution was non-normal, so outlier results were invalidated.

Constituent: Thallium Total Analysis Run 8/3/2016 11:10 AM

Bridgeton LF Client: RSI Data: Bridgeton LF

Sanitas™ v.9.5.26 Software licensed to Jett Environmental Consulting, UG
Hollow symbols indicate censored values.

Within Limit

Prediction Limit

Intrawell Non-parametric

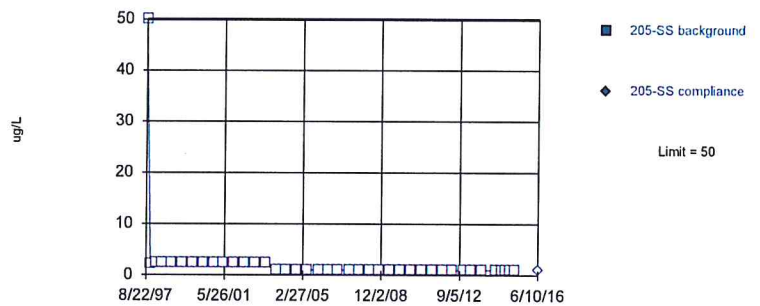

Non-parametric test used in lieu of parametric prediction limit because censored data exceeded 50%. Limit is highest of 40 background values. 100% NDs. Well-constituent pair annual alpha = 0.004602. Individual comparison alpha = 0.001152 (1 of 2). After outlier removal distribution was non-normal, so outlier results were invalidated.

Constituent: Thallium Total Analysis Run 8/3/2016 11:10 AM

Bridgeton LF Client: RSI Data: Bridgeton LF

Sanitas™ v.9.5.26 Software licensed to Jett Environmental Consulting, UG

Within Limit

Prediction Limit

Intrawell Parametric

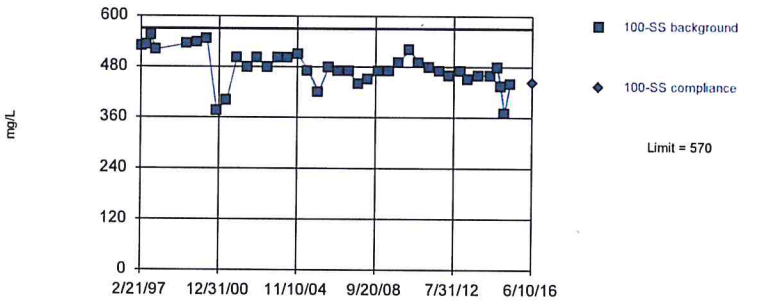

Background Data Summary (based on cube transformation): Mean=1.1e8, Std. Dev.=2.8e7, n=39. Normality test: Shapiro Wilk @alpha = 0.01, calculated = 0.9731, critical = 0.917. Kappa = 2.626 (c=34, w=9, 1 of 2, event alpha = 0.026). Report alpha = 0.00008608. Rosner's outlier test was performed on the background data. One background outlier was removed: 748 (11/12/1998).

Constituent: Total Dissolved Solids [TDS] Analysis Run 8/3/2016 11:10 AM

Bridgeton LF Client: RSI Data: Bridgeton LF

Sanitas™ v.9.5.26 Software licensed to Jett Environmental Consulting, UG

Within Limit

Prediction Limit

Intrawell Parametric

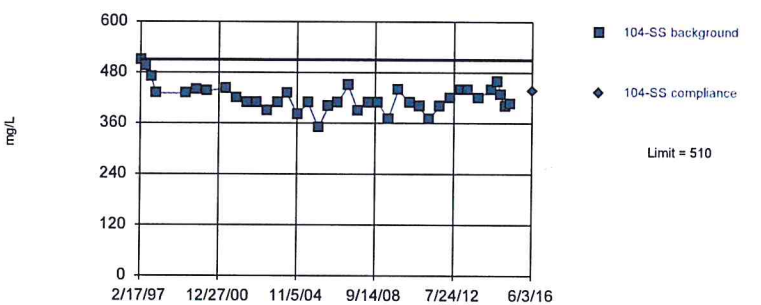

Background Data Summary (based on natural log transformation): Mean=6.039, Std. Dev.=0.07516, n=38. Normality test: Shapiro Wilk @alpha = 0.01, calculated = 0.9722, critical = 0.916. Kappa = 2.635 (c=34, w=9, 1 of 2, event alpha = 0.026). Report alpha = 0.00008608. Rosner's outlier test was performed on the background data. Two background outliers were removed: 664 (11/11/1998); 257 (11/13/2000).

Constituent: Total Dissolved Solids [TDS] Analysis Run 8/3/2016 11:10 AM

Bridgeton LF Client: RSI Data: Bridgeton LF

Sanitas™ v.9.5.26 Software licensed to Jett Environmental Consulting, UG

Within Limit

Prediction Limit
Intrawell Parametric

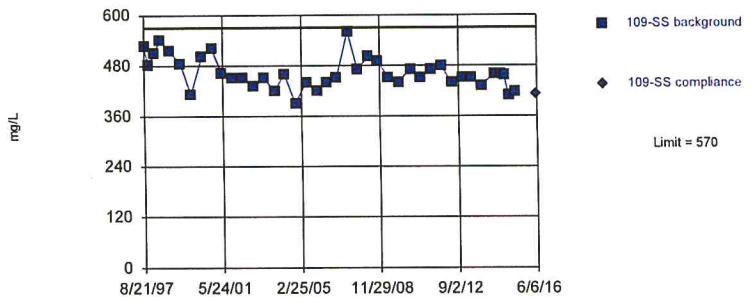

Background Data Summary (based on natural log transformation): Mean=6.134, Std. Dev.=0.07956, n=40. Normality test: Shapiro Wilk @alpha = 0.01, calculated = 0.9735, critical = 0.919. Kappa = 2.616 (c=34, w=9, 1 of 2, event alpha = 0.026). Report alpha = 0.00008608. EPA 1989 outlier screening was performed on the background data (to establish suspected outliers for Dixon's/Rosner's). No background outliers were found.

Constituent: Total Dissolved Solids [TDS] Analysis Run 8/3/2016 11:10 AM
Bridgeton LF Client: RSI Data: Bridgeton LF

Sanitas™ v.9.5.26 Software licensed to Jett Environmental Consulting, UG

Within Limit

Prediction Limit
Intrawell Non-parametric

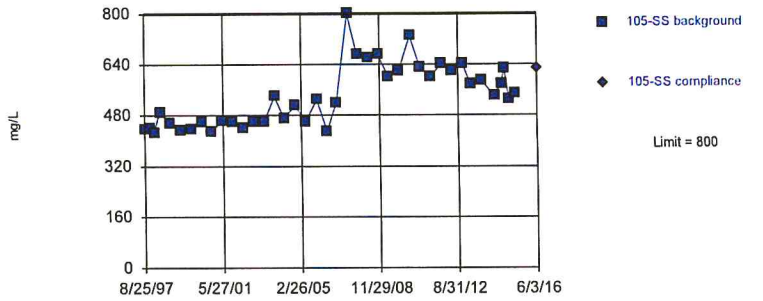

Non-parametric test used in lieu of parametric prediction limit because the Shapiro Wilk normality test showed the data to be non-normal at the 0.01 alpha level. Limit is highest of 40 background values. Well-constituent pair annual alpha = 0.004602. Individual comparison alpha = 0.001152 (1 of 2). After outlier removal distribution was non-normal, so outlier results were invalidated.

Constituent: Total Dissolved Solids [TDS] Analysis Run 8/3/2016 11:10 AM
Bridgeton LF Client: RSI Data: Bridgeton LF

Sanitas™ v.9.5.26 Software licensed to Jett Environmental Consulting, UG

Within Limit

Prediction Limit
Intrawell Parametric

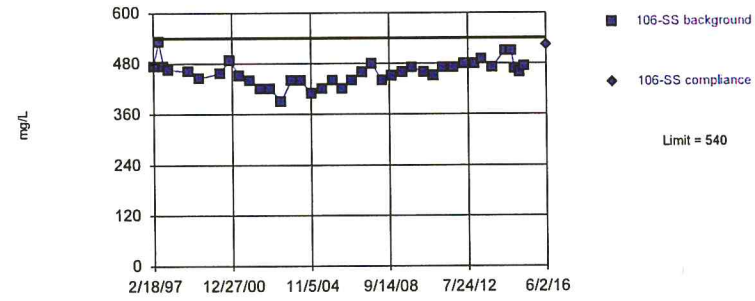

Background Data Summary (based on square root transformation): Mean=21.4, Std. Dev.=0.6626, n=39. Normality test: Shapiro Wilk @alpha = 0.01, calculated = 0.9799, critical = 0.917. Kappa = 2.626 (c=34, w=9, 1 of 2, event alpha = 0.026). Report alpha = 0.00008608. Rosner's outlier test was performed on the background data. One background outlier was removed: 244 (11/19/1999).

Constituent: Total Dissolved Solids [TDS] Analysis Run 8/3/2016 11:10 AM
Bridgeton LF Client: RSI Data: Bridgeton LF

Sanitas™ v.9.5.26 Software licensed to Jett Environmental Consulting, UG

Within Limit

Prediction Limit
Intrawell Parametric

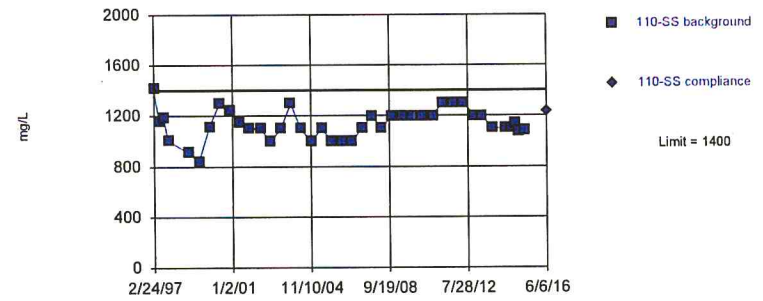

Background Data Summary: Mean=1135, Std. Dev.=116.3, n=40. Normality test: Shapiro Wilk @alpha = 0.01, calculated = 0.9659, critical = 0.919. Kappa = 2.616 (c=34, w=9, 1 of 2, event alpha = 0.026). Report alpha = 0.00008608. EPA 1989 outlier screening was performed on the background data (to establish suspected outliers for Dixon's/Rosner's). No background outliers were found.

Constituent: Total Dissolved Solids [TDS] Analysis Run 8/3/2016 11:10 AM
Bridgeton LF Client: RSI Data: Bridgeton LF

Sanitas™ v.9.5.26 Software licensed to Jett Environmental Consulting, UG

Within Limit

Prediction Limit

Intrawell Parametric

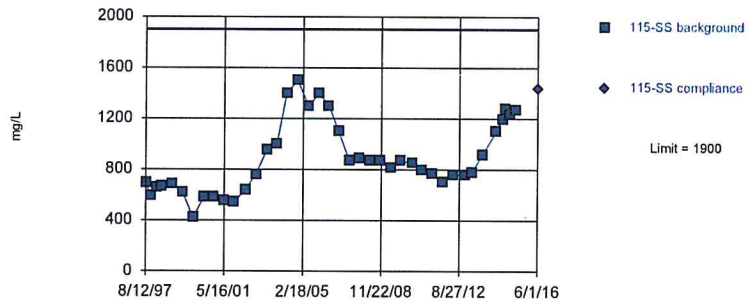

Background Data Summary (based on natural log transformation): Mean=6.742, Std. Dev.=0.3108, n=40. Normality test: Shapiro Wilk @alpha = 0.01, calculated = 0.9657, critical = 0.919. Kappa = 2.616 (c=34, w=9, 1 of 2, event alpha = 0.026). Report alpha = 0.00008608. EPA 1989 outlier screening was performed on the background data (to establish suspected outliers for Dixon's/Rosner's). No background outliers were found.

Constituent: Total Dissolved Solids [TDS] Analysis Run 8/3/2016 11:10 AM
Bridgeton LF Client: RSI Data: Bridgeton LF

Sanitas™ v.9.5.26 Software licensed to Jett Environmental Consulting, UG

Within Limit

Prediction Limit

Intrawell Parametric

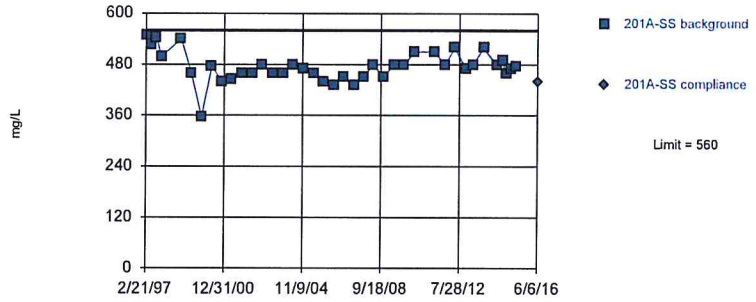

Background Data Summary (based on square transformation): Mean=226671, Std. Dev.=33845, n=39. Normality test: Shapiro Wilk @alpha = 0.01, calculated = 0.9444, critical = 0.917. Kappa = 2.626 (c=34, w=9, 1 of 2, event alpha = 0.026). Report alpha = 0.00008608. Rosner's outlier test was performed on the background data. One background outlier was removed: 820 (11/10/2010).

Constituent: Total Dissolved Solids [TDS] Analysis Run 8/3/2016 11:10 AM
Bridgeton LF Client: RSI Data: Bridgeton LF

Sanitas™ v.9.5.26 Software licensed to Jett Environmental Consulting, UG

Within Limit

Prediction Limit

Intrawell Parametric

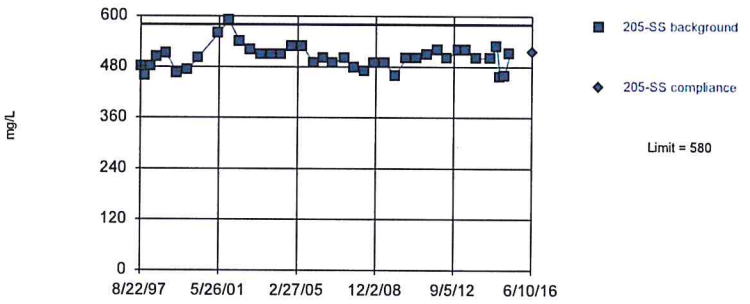

Background Data Summary (based on natural log transformation): Mean=6.217, Std. Dev.=0.05445, n=39. Normality test: Shapiro Wilk @alpha = 0.01, calculated = 0.9584, critical = 0.917. Kappa = 2.626 (c=34, w=9, 1 of 2, event alpha = 0.026). Report alpha = 0.00008608. Rosner's outlier test was performed on the background data. One background outlier was removed: 611 (11/14/2000).

Constituent: Total Dissolved Solids [TDS] Analysis Run 8/3/2016 11:10 AM
Bridgeton LF Client: RSI Data: Bridgeton LF

Sanitas™ v.9.5.26 Software licensed to Jett Environmental Consulting, UG
Hollow symbols indicate censored values.

Within Limit

Prediction Limit

Intrawell Non-parametric

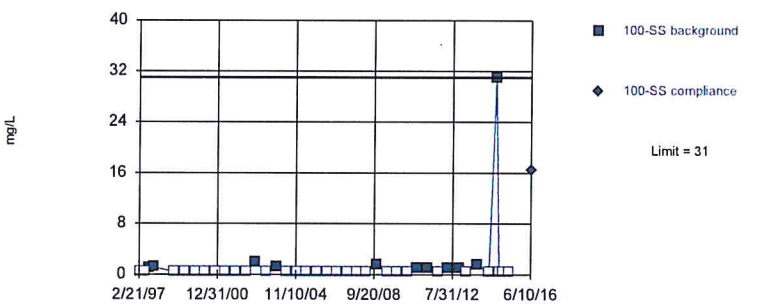

Non-parametric test used in lieu of parametric prediction limit because censored data exceeded 50%. Limit is highest of 40 background values. 72.5% NDs. Well-constituent pair annual alpha = 0.004602. Individual comparison alpha = 0.001152 (1 of 2). After outlier removal distribution was non-normal, so outlier results were invalidated.

Constituent: Total Organic Carbon [TOC] Analysis Run 8/3/2016 11:10 AM
Bridgeton LF Client: RSI Data: Bridgeton LF

Sanitas™ v.9.5.26 Software licensed to Jett Environmental Consulting. UG
Hollow symbols indicate censored values.

Within Limit

Prediction Limit

Intrawell Non-parametric

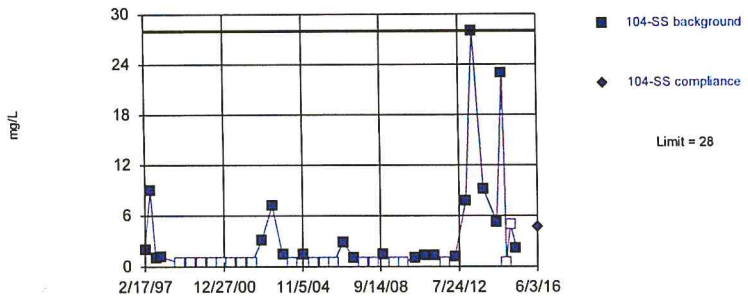

Non-parametric test used in lieu of parametric prediction limit because the Shapiro Wilk normality test showed the data to be non-normal at the 0.01 alpha level. Limit is highest of 40 background values. 47.5% NDs. Well-constituent pair annual alpha = 0.004602. Individual comparison alpha = 0.001152 (1 of 2). After outlier removal distribution was non-normal, so outlier results were invalidated.

Constituent: Total Organic Carbon [TOC] Analysis Run 8/3/2016 11:10 AM
Bridgeton LF Client: RSI Data: Bridgeton LF

Sanitas™ v.9.5.26 Software licensed to Jett Environmental Consulting. UG
Hollow symbols indicate censored values.

Within Limit

Prediction Limit

Intrawell Non-parametric

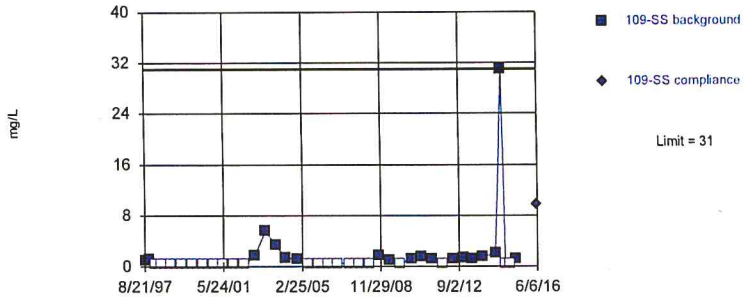

Non-parametric test used in lieu of parametric prediction limit because censored data exceeded 50%. Limit is highest of 40 background values. 52.5% NDs. Well-constituent pair annual alpha = 0.004602. Individual comparison alpha = 0.001152 (1 of 2). After outlier removal distribution was non-normal, so outlier results were invalidated.

Constituent: Total Organic Carbon [TOC] Analysis Run 8/3/2016 11:10 AM
Bridgeton LF Client: RSI Data: Bridgeton LF

Sanitas™ v.9.5.26 Software licensed to Jett Environmental Consulting. UG
Hollow symbols indicate censored values.

Within Limit

Prediction Limit

Intrawell Non-parametric

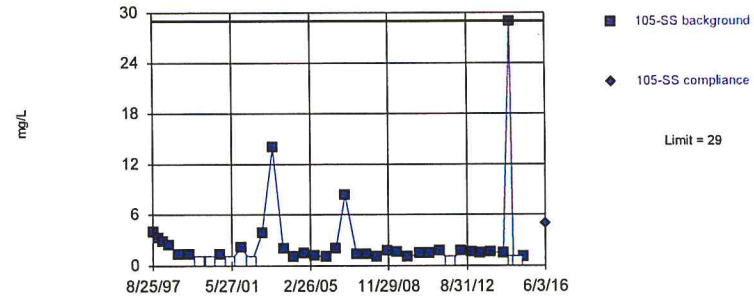

Non-parametric test used in lieu of parametric prediction limit because the Shapiro Wilk normality test showed the data to be non-normal at the 0.01 alpha level. Limit is highest of 40 background values. 17.5% NDs. Well-constituent pair annual alpha = 0.004602. Individual comparison alpha = 0.001152 (1 of 2). Distribution was found to be non-normal after removal of suspect values, so outliers could not be indentified.

Constituent: Total Organic Carbon [TOC] Analysis Run 8/3/2016 11:10 AM
Bridgeton LF Client: RSI Data: Bridgeton LF

Sanitas™ v.9.5.26 Software licensed to Jett Environmental Consulting. UG
Hollow symbols indicate censored values.

Within Limit

Prediction Limit

Intrawell Non-parametric

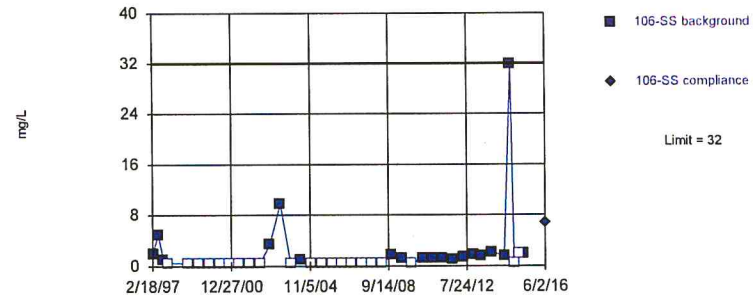

Non-parametric test used in lieu of parametric prediction limit because censored data exceeded 50%. Limit is highest of 40 background values. 52.5% NDs. Well-constituent pair annual alpha = 0.004602. Individual comparison alpha = 0.001152 (1 of 2). After outlier removal distribution was non-normal, so outlier results were invalidated.

Constituent: Total Organic Carbon [TOC] Analysis Run 8/3/2016 11:10 AM
Bridgeton LF Client: RSI Data: Bridgeton LF

Sanitas™ v.9.5.26 Software licensed to Jett Environmental Consulting. UG

Exceeds Limit

Prediction Limit

Intrawell Parametric

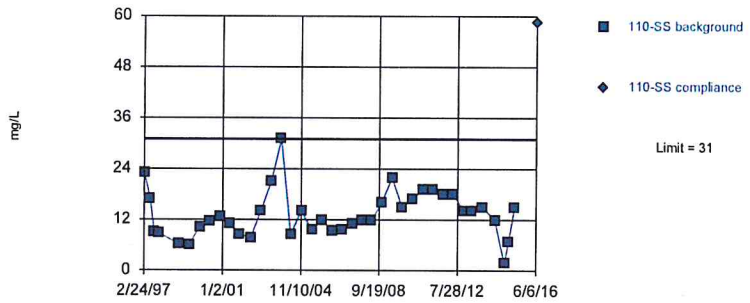

Background Data Summary (based on square root transformation): Mean=3.564, Std. Dev.=0.7759, n=39. Normality test: Shapiro Wilk @alpha = 0.01, calculated = 0.9871, critical = 0.917. Kappa = 2.626 (c=34, w=9, 1 of 2, event alpha = 0.026). Report alpha = 0.00008608. Rosner's outlier test was performed on the background data. One background outlier was removed: 66 (9/23/2014).

Constituent: Total Organic Carbon [TOC] Analysis Run 8/3/2016 11:10 AM

Bridgeton LF Client: RSI Data: Bridgeton LF

Sanitas™ v.9.5.26 Software licensed to Jett Environmental Consulting. UG

Hollow symbols indicate censored values.

Within Limit

Prediction Limit

Intrawell Parametric

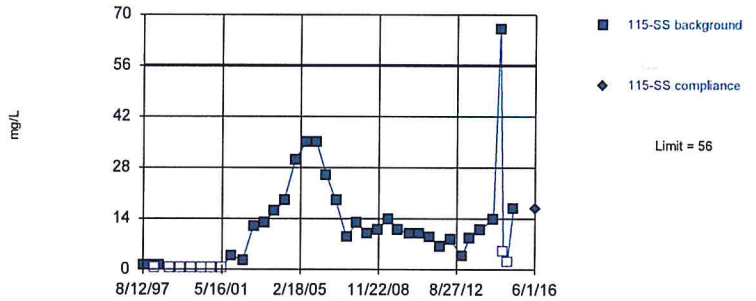

Background Data Summary (based on cube root transformation) (after Kaplan-Meier Adjustment): Mean=1.813, Std. Dev.=0.7701, n=40, 22.5% NDs. Normality test: Shapiro Wilk @alpha = 0.01, calculated = 0.935, critical = 0.919. Kappa = 2.616 (c=34, w=9, 1 of 2, event alpha = 0.026). Report alpha = 0.00008608. After outlier removal distribution was non-normal, so outlier results were invalidated.

Constituent: Total Organic Carbon [TOC] Analysis Run 8/3/2016 11:10 AM

Bridgeton LF Client: RSI Data: Bridgeton LF

Sanitas™ v.9.5.26 Software licensed to Jett Environmental Consulting. UG

Hollow symbols indicate censored values.

Within Limit

Prediction Limit

Intrawell Non-parametric

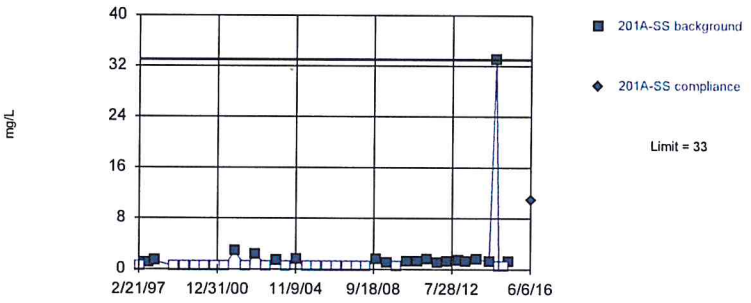

Non-parametric test used in lieu of parametric prediction limit because the Shapiro Wilk normality test showed the data to be non-normal at the 0.01 alpha level. Limit is highest of 40 background values. 50% NDs. Well-constituent pair annual alpha = 0.004602. Individual comparison alpha = 0.001152 (1 of 2). After outlier removal distribution was non-normal, so outlier results were invalidated.

Constituent: Total Organic Carbon [TOC] Analysis Run 8/3/2016 11:10 AM

Bridgeton LF Client: RSI Data: Bridgeton LF

Sanitas™ v.9.5.26 Software licensed to Jett Environmental Consulting. UG

Hollow symbols indicate censored values.

Within Limit

Prediction Limit

Intrawell Non-parametric

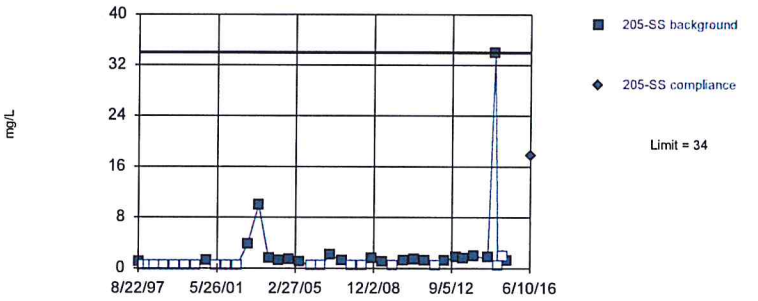

Non-parametric test used in lieu of parametric prediction limit because the Shapiro Wilk normality test showed the data to be non-normal at the 0.01 alpha level. Limit is highest of 40 background values. 45% NDs. Well-constituent pair annual alpha = 0.004602. Individual comparison alpha = 0.001152 (1 of 2). After outlier removal distribution was non-normal, so outlier results were invalidated.

Constituent: Total Organic Carbon [TOC] Analysis Run 8/3/2016 11:10 AM

Bridgeton LF Client: RSI Data: Bridgeton LF

Sanitas™ v.9.5.26 Software licensed to Jett Environmental Consulting. UG
Hollow symbols indicate censored values.

Within Limit

Prediction Limit

Intrawell Non-parametric

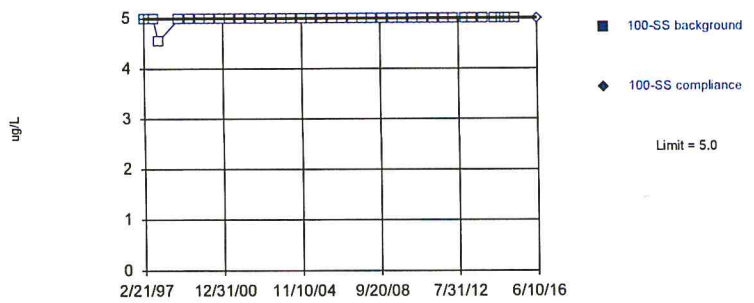

Non-parametric test used in lieu of parametric prediction limit because censored data exceeded 50%. Limit is highest of 40 background values. 100% NDs. Well-constituent pair annual alpha = 0.004602. Individual comparison alpha = 0.001152 (1 of 2). After outlier removal distribution was non-normal, so outlier results were invalidated.

Constituent: Vanadium Total Analysis Run 8/3/2016 11:10 AM

Bridgeton LF Client: RSI Data: Bridgeton LF

Sanitas™ v.9.5.26 Software licensed to Jett Environmental Consulting. UG
Hollow symbols indicate censored values.

Within Limit

Prediction Limit

Intrawell Non-parametric

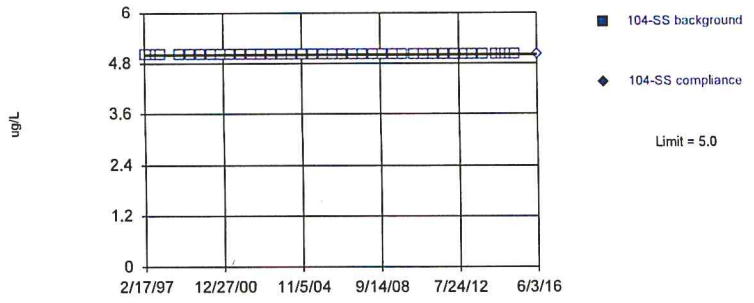

Non-parametric test used in lieu of parametric prediction limit because censored data exceeded 50%. Limit is highest of 40 background values. 100% NDs. Well-constituent pair annual alpha = 0.004602. Individual comparison alpha = 0.001152 (1 of 2). After outlier removal distribution was non-normal, so outlier results were invalidated.

Constituent: Vanadium Total Analysis Run 8/3/2016 11:10 AM

Bridgeton LF Client: RSI Data: Bridgeton LF

Sanitas™ v.9.5.26 Software licensed to Jett Environmental Consulting. UG
Hollow symbols indicate censored values.

Within Limit

Prediction Limit

Intrawell Non-parametric

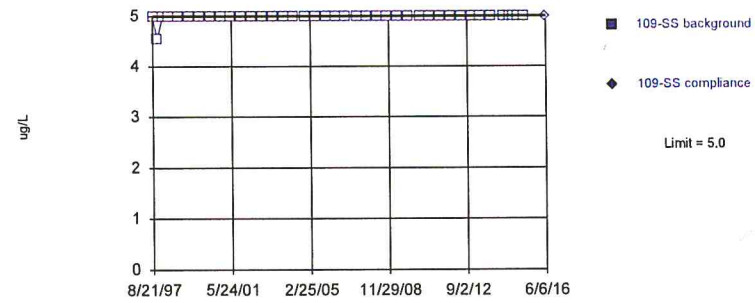

Non-parametric test used in lieu of parametric prediction limit because censored data exceeded 50%. Limit is highest of 40 background values. 100% NDs. Well-constituent pair annual alpha = 0.004602. Individual comparison alpha = 0.001152 (1 of 2). After outlier removal distribution was non-normal, so outlier results were invalidated.

Constituent: Vanadium Total Analysis Run 8/3/2016 11:10 AM

Bridgeton LF Client: RSI Data: Bridgeton LF

Sanitas™ v.9.5.26 Software licensed to Jett Environmental Consulting. UG
Hollow symbols indicate censored values.

Within Limit

Prediction Limit

Intrawell Non-parametric

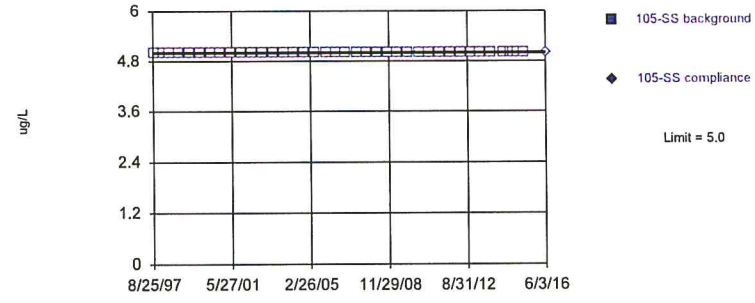

Non-parametric test used in lieu of parametric prediction limit because censored data exceeded 50%. Limit is highest of 40 background values. 100% NDs. Well-constituent pair annual alpha = 0.004602. Individual comparison alpha = 0.001152 (1 of 2). After outlier removal distribution was non-normal, so outlier results were invalidated.

Constituent: Vanadium Total Analysis Run 8/3/2016 11:10 AM

Bridgeton LF Client: RSI Data: Bridgeton LF

Sanitas™ v.9.5.26 Software licensed to Jett Environmental Consulting, UG
Hollow symbols indicate censored values.

Within Limit

Prediction Limit

Intrawell Non-parametric

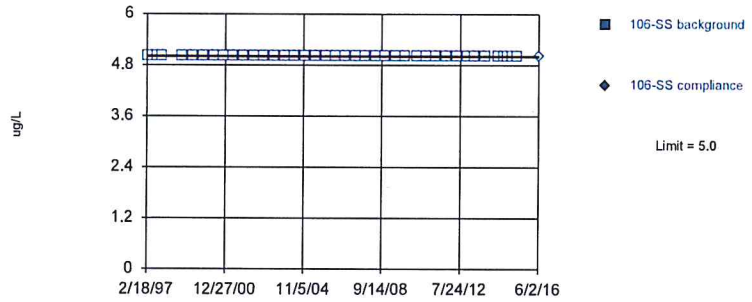

Non-parametric test used in lieu of parametric prediction limit because censored data exceeded 50%. Limit is highest of 40 background values. 100% NDs. Well-constituent pair annual alpha = 0.004602. Individual comparison alpha = 0.001152 (1 of 2). After outlier removal distribution was non-normal, so outlier results were invalidated.

Constituent: Vanadium Total Analysis Run 8/3/2016 11:10 AM
Bridgeton LF Client: RSI Data: Bridgeton LF

Sanitas™ v.9.5.26 Software licensed to Jett Environmental Consulting, UG
Hollow symbols indicate censored values.

Within Limit

Prediction Limit

Intrawell Non-parametric

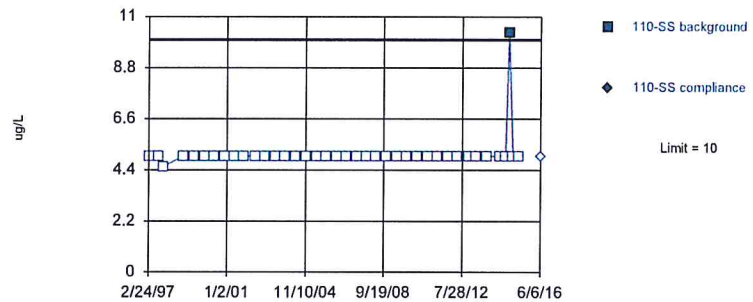

Non-parametric test used in lieu of parametric prediction limit because censored data exceeded 50%. Limit is highest of 40 background values. 97.5% NDs. Well-constituent pair annual alpha = 0.004602. Individual comparison alpha = 0.001152 (1 of 2). After outlier removal distribution was non-normal, so outlier results were invalidated.

Constituent: Vanadium Total Analysis Run 8/3/2016 11:10 AM
Bridgeton LF Client: RSI Data: Bridgeton LF

Sanitas™ v.9.5.26 Software licensed to Jett Environmental Consulting, UG
Hollow symbols indicate censored values.

Within Limit

Prediction Limit

Intrawell Non-parametric

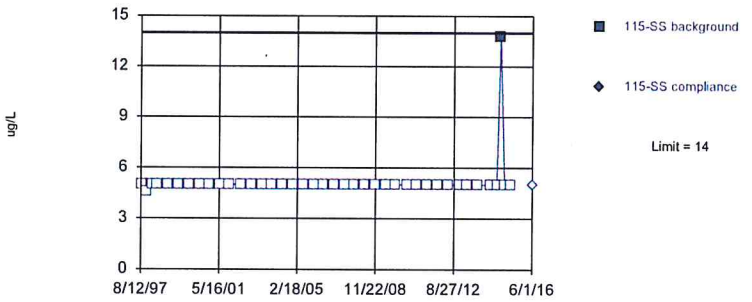

Non-parametric test used in lieu of parametric prediction limit because censored data exceeded 50%. Limit is highest of 40 background values. 97.5% NDs. Well-constituent pair annual alpha = 0.004602. Individual comparison alpha = 0.001152 (1 of 2). After outlier removal distribution was non-normal, so outlier results were invalidated.

Constituent: Vanadium Total Analysis Run 8/3/2016 11:10 AM
Bridgeton LF Client: RSI Data: Bridgeton LF

Sanitas™ v.9.5.26 Software licensed to Jett Environmental Consulting, UG
Hollow symbols indicate censored values.

Within Limit

Prediction Limit

Intrawell Non-parametric

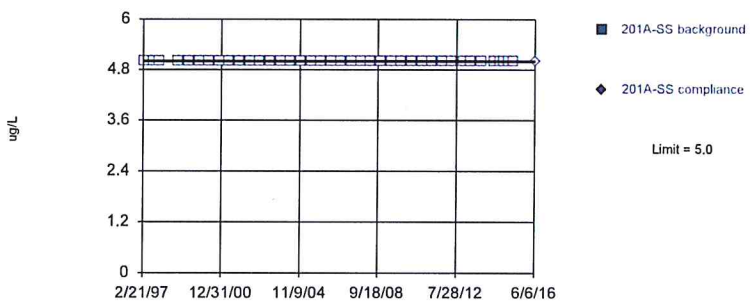

Non-parametric test used in lieu of parametric prediction limit because censored data exceeded 50%. Limit is highest of 40 background values. 100% NDs. Well-constituent pair annual alpha = 0.004602. Individual comparison alpha = 0.001152 (1 of 2). After outlier removal distribution was non-normal, so outlier results were invalidated.

Constituent: Vanadium Total Analysis Run 8/3/2016 11:10 AM
Bridgeton LF Client: RSI Data: Bridgeton LF

Sanitas™ v.9.5.26 Software licensed to Jett Environmental Consulting. UG
Hollow symbols indicate censored values.

Within Limit

Prediction Limit

Intrawell Non-parametric

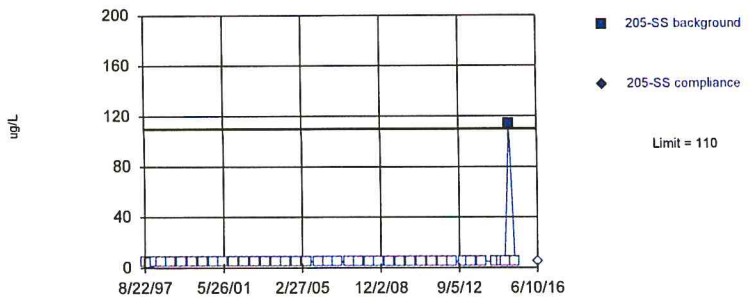

Non-parametric test used in lieu of parametric prediction limit because censored data exceeded 50%. Limit is highest of 40 background values. 97.5% NDs. Well-constituent pair annual alpha = 0.004602. Individual comparison alpha = 0.001152 (1 of 2). After outlier removal distribution was non-normal, so outlier results were invalidated.

Constituent: Vanadium Total Analysis Run 8/3/2016 11:10 AM

Bridgeton LF Client: RSI Data: Bridgeton LF

Sanitas™ v.9.5.26 Software licensed to Jett Environmental Consulting. UG
Hollow symbols indicate censored values.

Within Limit

Prediction Limit

Intrawell Non-parametric

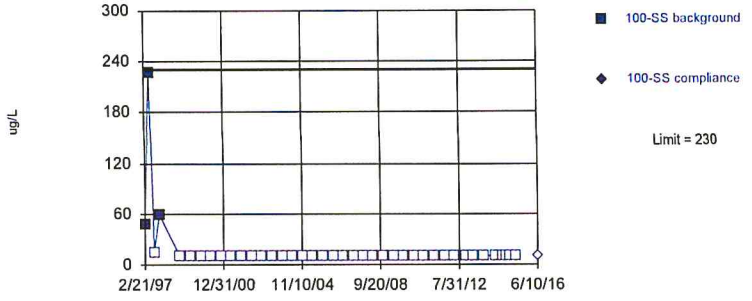

Non-parametric test used in lieu of parametric prediction limit because censored data exceeded 50%. Limit is highest of 40 background values. 92.5% NDs. Well-constituent pair annual alpha = 0.004602. Individual comparison alpha = 0.001152 (1 of 2). After outlier removal distribution was non-normal, so outlier results were invalidated.

Constituent: Zinc Total Analysis Run 8/3/2016 11:10 AM

Bridgeton LF Client: RSI Data: Bridgeton LF

Sanitas™ v.9.5.26 Software licensed to Jett Environmental Consulting. UG
Hollow symbols indicate censored values.

Within Limit

Prediction Limit

Intrawell Non-parametric

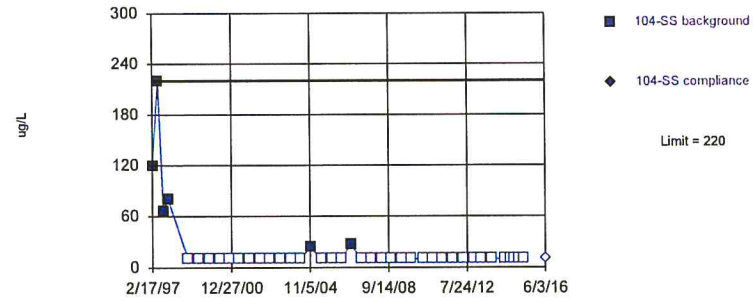

Non-parametric test used in lieu of parametric prediction limit because censored data exceeded 50%. Limit is highest of 40 background values. 85% NDs. Well-constituent pair annual alpha = 0.004602. Individual comparison alpha = 0.001152 (1 of 2). After outlier removal distribution was non-normal, so outlier results were invalidated.

Constituent: Zinc Total Analysis Run 8/3/2016 11:10 AM

Bridgeton LF Client: RSI Data: Bridgeton LF

Sanitas™ v.9.5.26 Software licensed to Jett Environmental Consulting. UG
Hollow symbols indicate censored values.

Within Limit

Prediction Limit

Intrawell Non-parametric

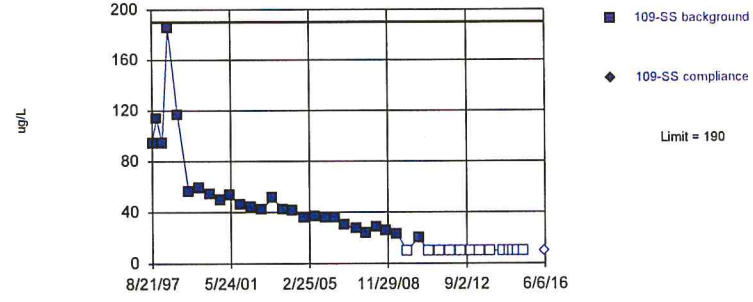

Non-parametric test used in lieu of parametric prediction limit because the Shapiro Wilk normality test showed the data to be non-normal at the 0.01 alpha level. Limit is highest of 40 background values. 32.5% NDs. Well-constituent pair annual alpha = 0.004602. Individual comparison alpha = 0.001152 (1 of 2). After outlier removal distribution was non-normal, so outlier results were invalidated.

Constituent: Zinc Total Analysis Run 8/3/2016 11:10 AM

Bridgeton LF Client: RSI Data: Bridgeton LF

Sanitas™ v.9.5.26 Software licensed to Jett Environmental Consulting, UG
Hollow symbols indicate censored values.

Within Limit

Prediction Limit

Intrawell Non-parametric

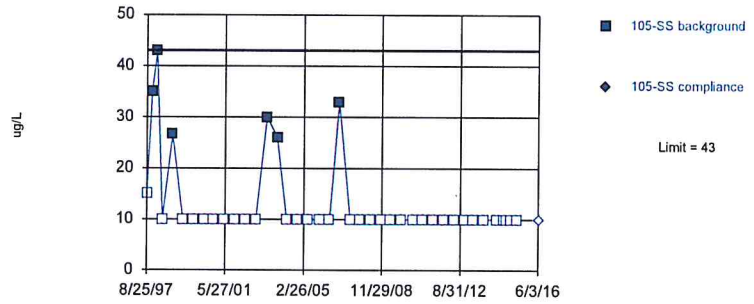

Non-parametric test used in lieu of parametric prediction limit because censored data exceeded 50%. Limit is highest of 40 background values. 85% NDs. Well-constituent pair annual alpha = 0.004602. Individual comparison alpha = 0.001152 (1 of 2). After outlier removal distribution was non-normal, so outlier results were invalidated.

Constituent: Zinc Total Analysis Run 8/3/2016 11:10 AM
Bridgeton LF Client: RSI Data: Bridgeton LF

Sanitas™ v.9.5.26 Software licensed to Jett Environmental Consulting, UG
Hollow symbols indicate censored values.

Within Limit

Prediction Limit

Intrawell Non-parametric

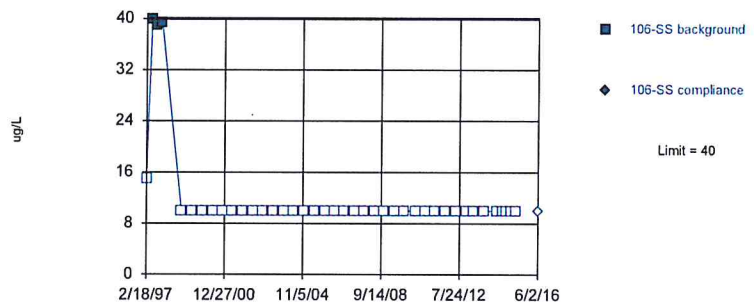

Non-parametric test used in lieu of parametric prediction limit because censored data exceeded 50%. Limit is highest of 40 background values. 92.5% NDs. Well-constituent pair annual alpha = 0.004602. Individual comparison alpha = 0.001152 (1 of 2). After outlier removal distribution was non-normal, so outlier results were invalidated.

Constituent: Zinc Total Analysis Run 8/3/2016 11:10 AM
Bridgeton LF Client: RSI Data: Bridgeton LF

Sanitas™ v.9.5.26 Software licensed to Jett Environmental Consulting, UG
Hollow symbols indicate censored values.

Within Limit

Prediction Limit

Intrawell Non-parametric

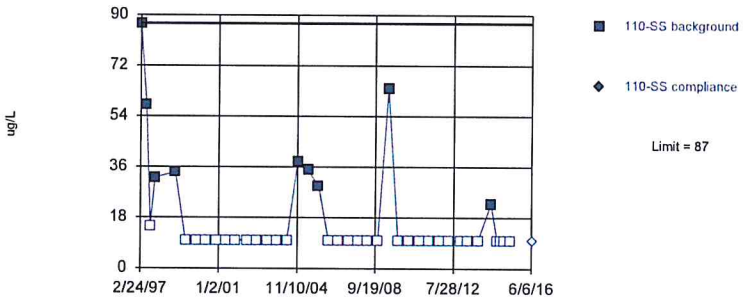

Non-parametric test used in lieu of parametric prediction limit because censored data exceeded 50%. Limit is highest of 40 background values. 77.5% NDs. Well-constituent pair annual alpha = 0.004602. Individual comparison alpha = 0.001152 (1 of 2). After outlier removal distribution was non-normal, so outlier results were invalidated.

Constituent: Zinc Total Analysis Run 8/3/2016 11:10 AM
Bridgeton LF Client: RSI Data: Bridgeton LF

Sanitas™ v.9.5.26 Software licensed to Jett Environmental Consulting, UG
Hollow symbols indicate censored values.

Within Limit

Prediction Limit

Intrawell Non-parametric

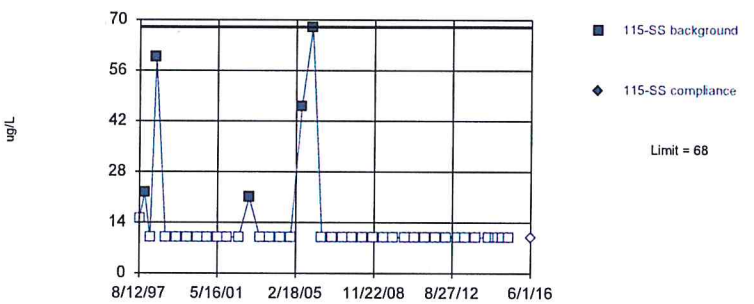

Non-parametric test used in lieu of parametric prediction limit because censored data exceeded 50%. Limit is highest of 40 background values. 87.5% NDs. Well-constituent pair annual alpha = 0.004602. Individual comparison alpha = 0.001152 (1 of 2). After outlier removal distribution was non-normal, so outlier results were invalidated.

Constituent: Zinc Total Analysis Run 8/3/2016 11:10 AM
Bridgeton LF Client: RSI Data: Bridgeton LF

Sanitas™ v.9.5.26 Software licensed to Jett Environmental Consulting. UG
Hollow symbols indicate censored values.

Within Limit

Prediction Limit

Intrawell Non-parametric

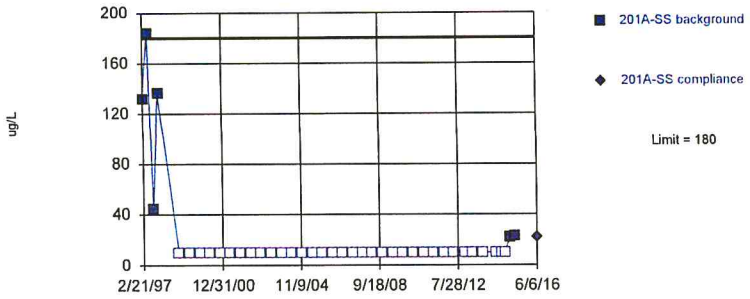

Non-parametric test used in lieu of parametric prediction limit because censored data exceeded 50%. Limit is highest of 40 background values. 85% NDs. Well-constituent pair annual alpha = 0.004602. Individual comparison alpha = 0.001152 (1 of 2). After outlier removal distribution was non-normal, so outlier results were invalidated.

Constituent: Zinc Total Analysis Run 8/3/2016 11:10 AM

Bridgeton LF Client: RSI Data: Bridgeton LF

Sanitas™ v.9.5.26 Software licensed to Jett Environmental Consulting. UG
Hollow symbols indicate censored values.

Within Limit

Prediction Limit

Intrawell Non-parametric

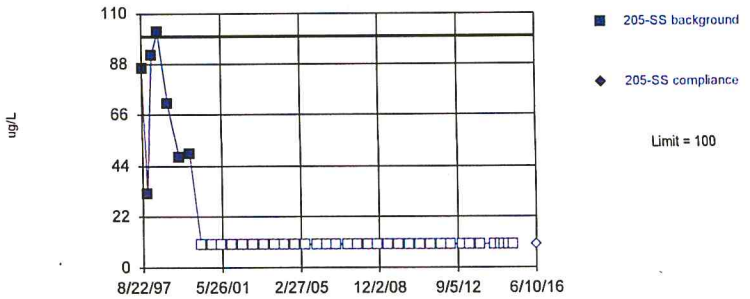

Non-parametric test used in lieu of parametric prediction limit because censored data exceeded 50%. Limit is highest of 40 background values. 82.5% NDs. Well-constituent pair annual alpha = 0.004602. Individual comparison alpha = 0.001152 (1 of 2). After outlier removal distribution was non-normal, so outlier results were invalidated.

Constituent: Zinc Total Analysis Run 8/3/2016 11:10 AM

Bridgeton LF Client: RSI Data: Bridgeton LF

Prediction Limit

Bridgeton LF Client: RSI Data: Bridgeton LF Printed 8/3/2016, 1:51 PM

Constituent	Well	Upper Lim.	Lower Lim.	Date	Observ.	Sig.	Bg N	Bg Mean	Std. Dev.	%NDs	ND Adj.	Transform	Alpha	Method
Arsenic Total (ug/L)	115-SS	19	n/a	6/1/2016	5.6	No	39	n/a	n/a	56.41	n/a	n/a	0.001219	NP Intra (NDs) 1 of 2
Barium Total (ug/L)	104-SS	110	n/a	6/3/2016	102	No	39	8286	1849	0	None	x^2	0.00008608	Param Intra 1 of 2
Barium Total (ug/L)	**105-SS**	**190**	**n/a**	**6/3/2016**	**194**	**Yes**	**13**	**4.594**	**0.3338**	**0**	**None**	**x^(1/3)**	**0.00008608**	**Param Intra 1 of 2**
Barium Total (ug/L)	**110-SS**	**280**	**n/a**	**6/6/2016**	**307**	**Yes**	**22**	**42528**	**13153**	**0**	**None**	**x^2**	**0.00008608**	**Param Intra 1 of 2**
Barium Total (ug/L)	115-SS	600	n/a	6/1/2016	493	No	35	228	139.9	0	None	No	0.00008608	Param Intra 1 of 2
Barium Total (ug/L)	205-SS	180	n/a	6/10/2016	135	No	39	n/a	n/a	0	n/a	n/a	0.001219	NP Intra (normality) 1 of 2
Boron Total (ug/L)	100-SS	140	n/a	6/10/2016	113	No	32	1.7e8	9.7e7	12.5	None	x^4	0.00008608	Param Intra 1 of 2
Boron Total (ug/L)	104-SS	160	n/a	6/3/2016	143	No	20	n/a	n/a	40	n/a	n/a	0.004219	NP Intra (normality) 1 of 2
Boron Total (ug/L)	115-SS	1000	n/a	6/1/2016	493	No	36	n/a	n/a	30.56	n/a	n/a	0.00142	NP Intra (normality) 1 of 2
Calcium Total (ug/L)	**105-SS**	**87000**	**n/a**	**6/3/2016**	**110000**	**Yes**	**11**	**11.08**	**0.07786**	**0**	**None**	**ln(x)**	**0.00008608**	**Param Intra 1 of 2**
Calcium Total (ug/L)	106-SS	110000	n/a	6/2/2016	102000	No	29	11.46	0.06699	0	None	ln(x)	0.00008608	Param Intra 1 of 2
Calcium Total (ug/L)	110-SS	260000	n/a	6/6/2016	224000	No	20	8.6e15	2.9e15	0	None	x^3	0.00008608	Param Intra 1 of 2
Calcium Total (ug/L)	115-SS	350000	n/a	6/1/2016	220000	No	36	11.89	0.3286	0	None	ln(x)	0.00008608	Param Intra 1 of 2
Calcium Total (ug/L)	201A-SS	100000	n/a	6/6/2016	96500	No	22	85186	6232	0	None	No	0.00008608	Param Intra 1 of 2
Calcium Total (ug/L)	205-SS	100000	n/a	6/10/2016	99300	No	27	n/a	n/a	0	n/a	n/a	0.002475	NP Intra (normality) 1 of 2
Chloride (mg/L)	104-SS	5.0	n/a	6/3/2016	4.4	No	33	n/a	n/a	48.48	n/a	n/a	0.001688	NP Intra (normality) 1 of 2
Chloride (mg/L)	**105-SS**	**26**	**n/a**	**6/3/2016**	**67.6**	**Yes**	**7**	**2.586**	**0.1213**	**0**	**None**	**ln(x)**	**0.00008608**	**Param Intra 1 of 2**
Chloride (mg/L)	**106-SS**	**17**	**n/a**	**6/2/2016**	**34.7**	**Yes**	**29**	**n/a**	**n/a**	**0**	**n/a**	**n/a**	**0.002152**	**NP Intra (normality) 1 of 2**
Chloride (mg/L)	110-SS	280	n/a	6/6/2016	245	No	28	176	36.15	0	None	No	0.00008608	Param Intra 1 of 2
Chloride (mg/L)	115-SS	680	n/a	6/1/2016	455	No	37	13.59	4.687	0	None	sqrt(x)	0.00008608	Param Intra 1 of 2
Chloride (mg/L)	201A-SS	4.0	n/a	6/6/2016	4	No	24	n/a	n/a	50	n/a	n/a	0.003083	NP Intra (normality) 1 of 2
Chloride (mg/L)	205-SS	50	n/a	6/10/2016	35	No	32	2.998	0.2584	0	None	x^(1/3)	0.00008608	Param Intra 1 of 2
Fluoride (mg/L)	109-SS	2.6	n/a	6/6/2016	2.1	No	23	4.319	0.8498	0	None	x^2	0.00008608	Param Intra 1 of 2
Hardness Total (mg/L)	**105-SS**	**510**	**n/a**	**6/3/2016**	**520**	**Yes**	**15**	**5.79**	**0.1385**	**0**	**None**	**ln(x)**	**0.00008608**	**Param Intra 1 of 2**
Hardness Total (mg/L)	106-SS	510	n/a	6/2/2016	463	No	29	20.59	0.6924	0	None	sqrt(x)	0.00008608	Param Intra 1 of 2
Hardness Total (mg/L)	110-SS	1000	n/a	6/6/2016	932	No	19	6.2e8	1.8e8	0	None	x^3	0.00008608	Param Intra 1 of 2
Hardness Total (mg/L)	115-SS	1600	n/a	6/1/2016	980	No	35	6.483	0.3251	0	None	ln(x)	0.00008608	Param Intra 1 of 2
Hardness Total (mg/L)	201A-SS	500	n/a	6/6/2016	431	No	21	19.72	0.9201	0	None	sqrt(x)	0.00008608	Param Intra 1 of 2
Hardness Total (mg/L)	205-SS	520	n/a	6/10/2016	475	No	23	8.0e15	3.9e15	0	None	x^6	0.00008608	Param Intra 1 of 2
Iron Total (ug/L)	**106-SS**	**1400**	**n/a**	**6/2/2016**	**2440**	**Yes**	**26**	**5.605**	**0.5835**	**0**	**None**	**ln(x)**	**0.00008608**	**Param Intra 1 of 2**
Iron Total (ug/L)	115-SS	7200	n/a	6/1/2016	3150	No	26	n/a	n/a	0	n/a	n/a	0.002637	NP Intra (normality) 1 of 2
Iron Total (ug/L)	104-SS	9700	n/a	6/3/2016	1060	No	32	11.27	3.732	0	None	x^(1/3)	0.00008608	Param Intra 1 of 2
Magnesium Total (ug/L)	**105-SS**	**47000**	**n/a**	**6/3/2016**	**59400**	**Yes**	**11**	**10.46**	**0.07764**	**0**	**None**	**ln(x)**	**0.00008608**	**Param Intra 1 of 2**
Magnesium Total (ug/L)	106-SS	54000	n/a	6/2/2016	50600	No	25	10.69	0.07281	0	None	ln(x)	0.00008608	Param Intra 1 of 2
Magnesium Total (ug/L)	201A-SS	51000	n/a	6/6/2016	46000	No	13	10.57	0.08112	0	None	ln(x)	0.00008608	Param Intra 1 of 2
Magnesium Total (ug/L)	205-SS	64000	n/a	6/10/2016	55100	No	17	224	9.563	0	None	sqrt(x)	0.00008608	Param Intra 1 of 2
Magnesium Total (ug/L)	110-SS	95000	n/a	6/6/2016	90200	No	13	11.26	0.05904	0	None	ln(x)	0.00008608	Param Intra 1 of 2
Magnesium Total (ug/L)	**115-SS**	**67000**	**n/a**	**6/1/2016**	**104000**	**Yes**	**12**	**3.9e28**	**1.5e28**	**0**	**None**	**x^6**	**0.00008608**	**Param Intra 1 of 2**
Nickel Total (ug/L)	115-SS	140	n/a	6/1/2016	73.4	No	37	n/a	n/a	32.43	n/a	n/a	0.001353	NP Intra (normality) 1 of 2
Nitrate/Nitrite (mg/L)	**201A-SS**	**0.33**	**n/a**	**6/6/2016**	**0.36**	**Yes**	**27**	**n/a**	**n/a**	**66.67**	**n/a**	**n/a**	**0.002475**	**NP Intra (NDs) 1 of 2**
pH [Field] (su)	104-SS	8.5	6.2	6/3/2016	6.78	No	35	1.983	0.05825	0	None	ln(x)	0.00004304	Param Intra 1 of 2
pH [Field] (su)	105-SS	8.3	6.7	6/3/2016	7.01	No	32	2.012	0.04035	0	None	ln(x)	0.00004304	Param Intra 1 of 2
pH [Field] (su)	106-SS	8.3	6.3	6/2/2016	6.89	No	31	1.98	0.05226	0	None	ln(x)	0.00004304	Param Intra 1 of 2
pH [Field] (su)	110-SS	7.7	6	6/6/2016	6.65	No	33	1.914	0.04822	0	None	ln(x)	0.00004304	Param Intra 1 of 2
pH [Field] (su)	201A-SS	8.5	6.4	6/6/2016	7.06	No	30	1.993	0.05282	0	None	ln(x)	0.00004304	Param Intra 1 of 2
pH [Field] (su)	205-SS	7.9	6.5	6/10/2016	6.99	No	32	1.969	0.03712	0	None	ln(x)	0.00004304	Param Intra 1 of 2
Phosphorus Total (mg/L)	115-SS	0.45	n/a	6/1/2016	0.27	No	31	0.2985	0.1361	12.9	None	sqrt(x)	0.00008608	Param Intra 1 of 2
Sodium Total (ug/L)	105-SS	80000	n/a	6/3/2016	42300	No	29	10.89	0.1457	0	None	ln(x)	0.00008608	Param Intra 1 of 2
Sodium Total (ug/L)	**106-SS**	**17000**	**n/a**	**6/2/2016**	**20400**	**Yes**	**26**	**1.7e8**	**4.0e7**	**0**	**None**	**x^2**	**0.00008608**	**Param Intra 1 of 2**
Sodium Total (ug/L)	115-SS	460000	n/a	6/1/2016	173000	No	35	10.78	0.8461	0	None	ln(x)	0.00008608	Param Intra 1 of 2

Prediction Limit

Bridgeton LF Client: RSI Data: Bridgeton LF Printed 8/3/2016, 1:51 PM

Constituent	Well	Upper Lim.	Lower Lim.	Date	Observ.	Sig.	Bg N	Bg Mean	Std. Dev.	%NDs	ND Adj.	Transform	Alpha	Method
Specific Conductance [Field] (umhos/cm)	105-SS	1100	n/a	6/3/2016	1074	No	22	813.5	87.59	0	None	No	0.00008608	Param Intra 1 of 2
Specific Conductance [Field] (umhos/cm)	110-SS	2200	n/a	6/6/2016	2080	No	23	1.9e16	1.0e16	0	None	x^5	0.00008608	Param Intra 1 of 2
Specific Conductance [Field] (umhos/cm)	115-SS	2700	n/a	6/1/2016	2530	No	23	n/a	n/a	0	n/a	n/a	0.003366	NP Intra (normality) 1 of 2
Sulfate (mg/L)	**105-SS**	**47**	**n/a**	**6/3/2016**	**51.6**	**Yes**	**8**	**40346**	**14371**	**0**	**None**	**x^3**	**0.00008608**	**Param Intra 1 of 2**
Sulfate (mg/L)	201A-SS	86	n/a	6/6/2016	63.8	No	37	4.083	0.141	0	None	ln(x)	0.00008608	Param Intra 1 of 2
Total Dissolved Solids [TDS] (mg/L)	**105-SS**	**540**	**n/a**	**6/3/2016**	**628**	**Yes**	**20**	**n/a**	**n/a**	**0**	**n/a**	**n/a**	**0.004219**	**NP Intra (normality) 1 of 2**
Total Dissolved Solids [TDS] (mg/L)	115-SS	1800	n/a	6/1/2016	1440	No	37	6.71	0.3007	0	None	ln(x)	0.00008608	Param Intra 1 of 2
Total Organic Carbon [TOC] (mg/L)	106-SS	32	n/a	6/2/2016	6.8	No	39	n/a	n/a	53.85	n/a	n/a	0.001219	NP Intra (NDs) 1 of 2
Total Organic Carbon [TOC] (mg/L)	**205-SS**	**10**	**n/a**	**6/10/2016**	**17.8**	**Yes**	**34**	**n/a**	**n/a**	**47.06**	**n/a**	**n/a**	**0.001587**	**NP Intra (normality) 1 of 2**

Sanitas™ v.9.5.26 Software licensed to Jett Environmental Consulting, UG
Hollow symbols indicate censored values.

Within Limit

Prediction Limit

Intrawell Non-parametric

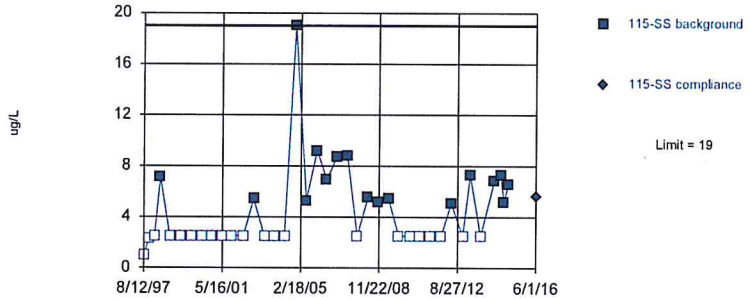

Non-parametric test used in lieu of parametric prediction limit because censored data exceeded 50%. Limit is highest of 39 background values. 56.41% NDs. Well-constituent pair annual alpha = 0.004868. Individual comparison alpha = 0.001219 (1 of 2). After outlier removal distribution was non-normal, so outlier results were invalidated.

Constituent: Arsenic Total Analysis Run 8/3/2016 1:02 PM
Bridgeton LF Client: RSI Data: Bridgeton LF

Sanitas™ v.9.5.26 Software licensed to Jett Environmental Consulting, UG

Within Limit

Prediction Limit

Intrawell Parametric

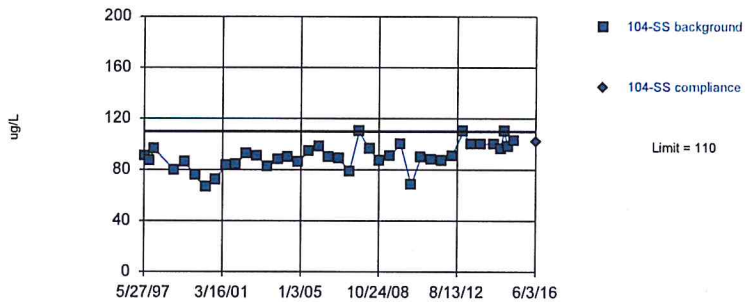

Background Data Summary (based on square transformation): Mean=8286, Std. Dev.=1849, n=39. Normality test: Shapiro Wilk @alpha = 0.01, calculated = 0.9676, critical = 0.917. Kappa = 2.626 (c=34, w=9, 1 of 2, event alpha = 0.026). Report alpha = 0.00008608. Rosner's outlier test was performed on the background data. One background outlier was removed: 214 (2/17/1997).

Constituent: Barium Total Analysis Run 8/3/2016 1:02 PM
Bridgeton LF Client: RSI Data: Bridgeton LF

Sanitas™ v.9.5.26 Software licensed to Jett Environmental Consulting, UG

Exceeds Limit

Prediction Limit

Intrawell Parametric

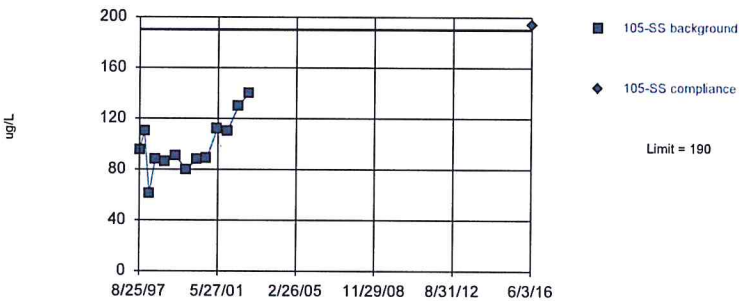

Background Data Summary (based on cube root transformation): Mean=4.594, Std. Dev.=0.3338, n=13. Normality test: Shapiro Wilk @alpha = 0.05, calculated = 0.9537, critical = 0.866. Kappa = 3.446 (c=34, w=9, 1 of 2, event alpha = 0.026). Report alpha = 0.00008608. EPA 1989 outlier screening was performed on the background data (to establish suspected outliers for Dixon's/Rosner's). No background outliers were found.

Constituent: Barium Total Analysis Run 8/3/2016 1:03 PM
Bridgeton LF Client: RSI Data: Bridgeton LF

Sanitas™ v.9.5.26 Software licensed to Jett Environmental Consulting, UG

Exceeds Limit

Prediction Limit

Intrawell Parametric

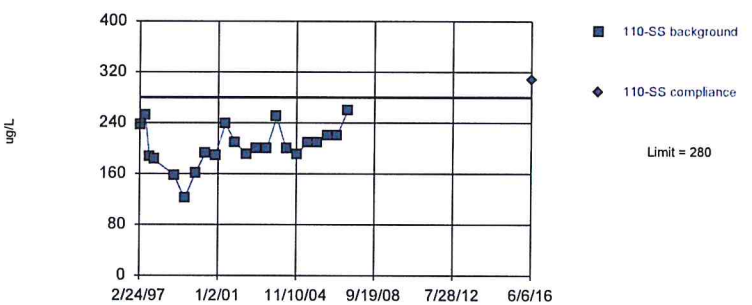

Background Data Summary (based on square transformation): Mean=42528, Std. Dev.=13153, n=22. Normality test: Shapiro Wilk @alpha = 0.01, calculated = 0.9665, critical = 0.878. Kappa = 2.899 (c=34, w=9, 1 of 2, event alpha = 0.026). Report alpha = 0.00008608. Dixon's outlier test was performed on the background data. No background outliers were found.

Constituent: Barium Total Analysis Run 8/3/2016 1:04 PM
Bridgeton LF Client: RSI Data: Bridgeton LF

Sanitas™ v.9.5.26 Software licensed to Jett Environmental Consulting. UG

Within Limit

Prediction Limit

Intrawell Parametric

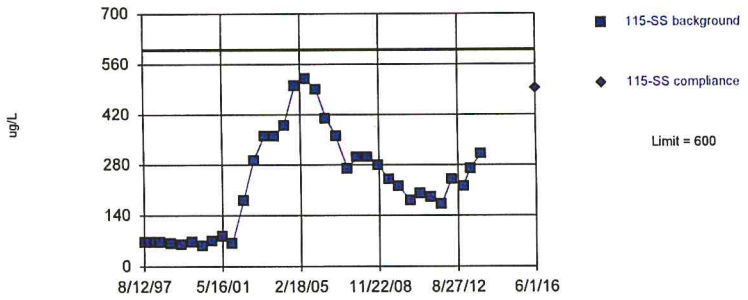

Background Data Summary: Mean=228, Std. Dev.=139.9, n=35. Normality test: Shapiro Wilk @alpha = 0.01, calculated = 0.9107, critical = 0.91. Kappa = 2.664 (c=34, w=9, 1 of 2, event alpha = 0.026). Report alpha = 0.00008608. EPA 1989 outlier screening was performed on the background data (to establish suspected outliers for Dixon's/Rosner's). No background outliers were found.

Constituent: Barium Total Analysis Run 8/3/2016 1:14 PM

Bridgeton LF Client: RSI Data: Bridgeton LF

Sanitas™ v.9.5.26 Software licensed to Jett Environmental Consulting. UG

Within Limit

Prediction Limit

Intrawell Non-parametric

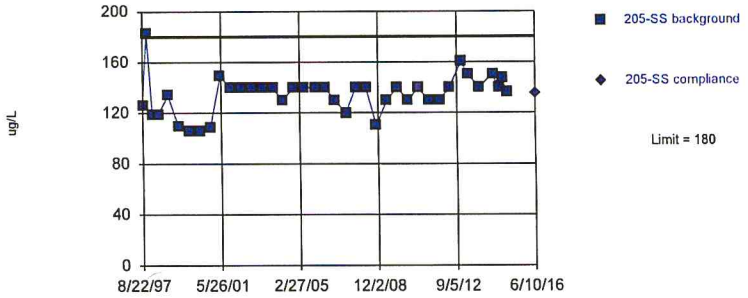

Non-parametric test used in lieu of parametric prediction limit because the Shapiro Wilk normality test showed the data to be non-normal at the 0.01 alpha level. Limit is highest of 39 background values. Well-constituent pair annual alpha = 0.004868. Individual comparison alpha = 0.001219 (1 of 2). After outlier removal distribution was non-normal, so outlier results were invalidated.

Constituent: Barium Total Analysis Run 8/3/2016 1:14 PM

Bridgeton LF Client: RSI Data: Bridgeton LF

Sanitas™ v.9.5.26 Software licensed to Jett Environmental Consulting. UG
Hollow symbols indicate censored values.

Within Limit

Prediction Limit

Intrawell Parametric

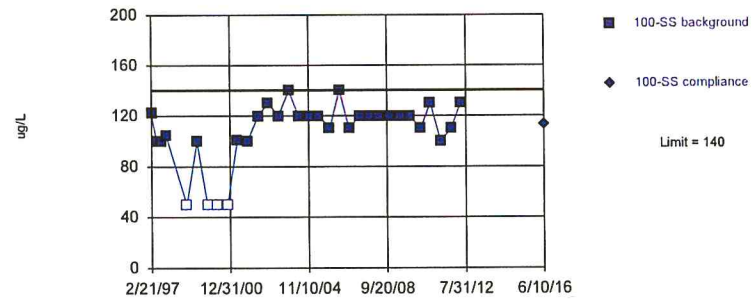

Background Data Summary (based on x^4 transformation): Mean=1.7e8, Std. Dev.=9.7e7, n=32, 12.5% NDs. Normality test: Shapiro Wilk @alpha = 0.01, calculated = 0.9258, critical = 0.904. Kappa = 2.7 (c=34, w=9, 1 of 2, event alpha = 0.026). Report alpha = 0.00008608. After outlier removal distribution was non-normal, so outlier results were invalidated.

Constituent: Boron Total Analysis Run 8/3/2016 1:15 PM

Bridgeton LF Client: RSI Data: Bridgeton LF

Sanitas™ v.9.5.26 Software licensed to Jett Environmental Consulting. UG
Hollow symbols indicate censored values.

Within Limit

Prediction Limit

Intrawell Non-parametric

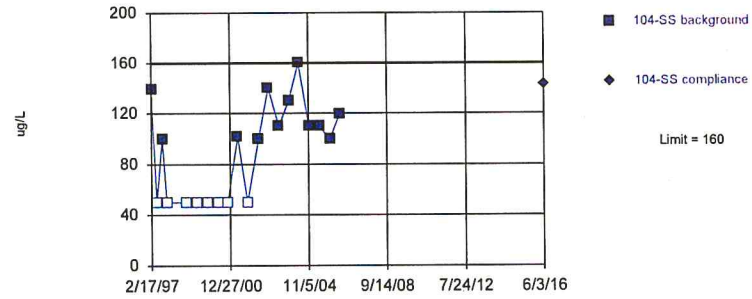

Non-parametric test used in lieu of parametric prediction limit because the Shapiro Wilk normality test showed the data to be non-normal at the 0.01 alpha level. Limit is highest of 20 background values. 40% NDs. Well-constituent pair annual alpha = 0.01677. Individual comparison alpha = 0.004219 (1 of 2). After outlier removal distribution was non-normal, so outlier results were invalidated.

Constituent: Boron Total Analysis Run 8/3/2016 1:15 PM

Bridgeton LF Client: RSI Data: Bridgeton LF

Sanitas™ v.9.5.26 Software licensed to Jett Environmental Consulting, UG
Hollow symbols indicate censored values.

Within Limit

Prediction Limit

Intrawell Non-parametric

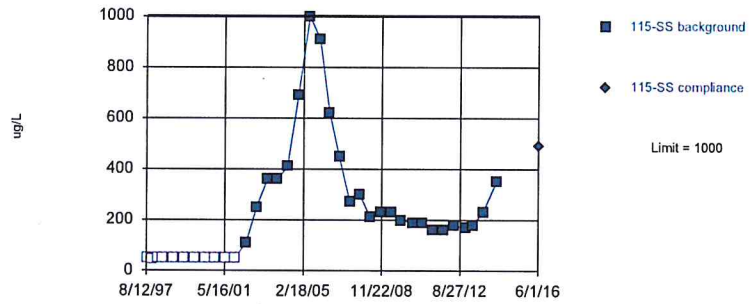

Non-parametric test used in lieu of parametric prediction limit because the Shapiro Wilk normality test showed the data to be non-normal at the 0.01 alpha level. Limit is highest of 36 background values. 30.56% NDs. Well-constituent pair annual alpha = 0.005668. Individual comparison alpha = 0.00142 (1 of 2). After outlier removal distribution was non-normal, so outlier results were invalidated.

Constituent: Boron Total Analysis Run 8/3/2016 1:16 PM
Bridgeton LF Client: RSI Data: Bridgeton LF

Sanitas™ v.9.5.26 Software licensed to Jett Environmental Consulting, UG

Exceeds Limit

Prediction Limit

Intrawell Parametric

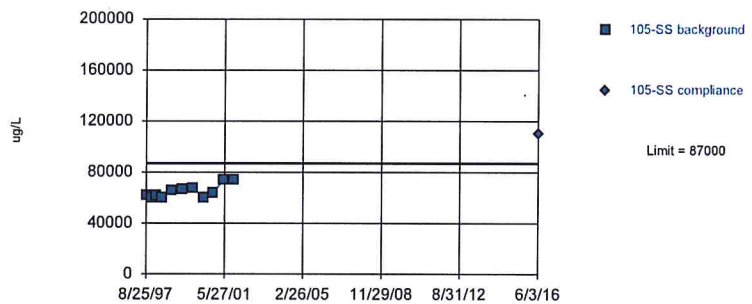

Background Data Summary (based on natural log transformation): Mean=11.08, Std. Dev.=0.07786, n=11. Normality test: Shapiro Wilk @alpha = 0.05, calculated = 0.8783, critical = 0.85. Kappa = 3.728 (c=34, w=9, 1 of 2, event alpha = 0.026). Report alpha = 0.00008608. EPA 1989 outlier screening was performed on the background data (to establish suspected outliers for Dixon's/Rosner's). No background outliers were found.

Constituent: Calcium Total Analysis Run 8/3/2016 1:16 PM
Bridgeton LF Client: RSI Data: Bridgeton LF

Sanitas™ v.9.5.26 Software licensed to Jett Environmental Consulting, UG

Within Limit

Prediction Limit

Intrawell Parametric

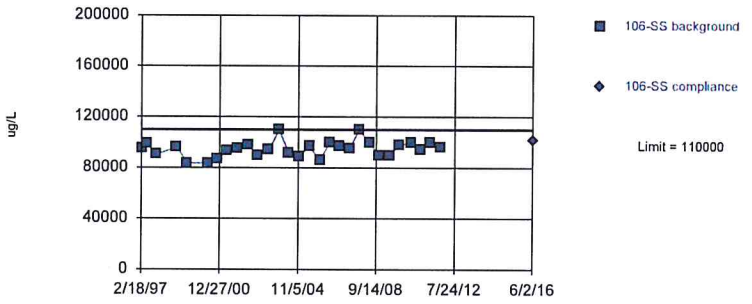

Background Data Summary (based on natural log transformation): Mean=11.46, Std. Dev.=0.06699, n=29. Normality test: Shapiro Wilk @alpha = 0.01, calculated = 0.9547, critical = 0.898. Kappa = 2.741 (c=34, w=9, 1 of 2, event alpha = 0.026). Report alpha = 0.00008608. Rosner's outlier test was performed on the background data. Two background outliers were removed: 60000 (8/25/1997); 9000 (11/19/1999).

Constituent: Calcium Total Analysis Run 8/3/2016 1:17 PM
Bridgeton LF Client: RSI Data: Bridgeton LF

Sanitas™ v.9.5.26 Software licensed to Jett Environmental Consulting, UG

Within Limit

Prediction Limit

Intrawell Parametric

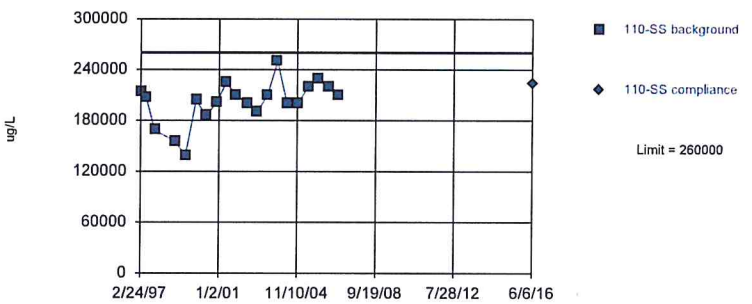

Background Data Summary (based on cube transformation): Mean=8.6e15, Std. Dev.=2.9e15, n=20. Normality test: Shapiro Wilk @alpha = 0.01, calculated = 0.966, critical = 0.868. Kappa = 2.957 (c=34, w=9, 1 of 2, event alpha = 0.026). Report alpha = 0.00008608. Dixon's outlier test was performed on the background data. One background outlier was removed: 91000 (8/22/1997).

Constituent: Calcium Total Analysis Run 8/3/2016 1:17 PM
Bridgeton LF Client: RSI Data: Bridgeton LF

Sanitas™ v.9.5.26 Software licensed to Jett Environmental Consulting. UG

Within Limit

Prediction Limit

Intrawell Parametric

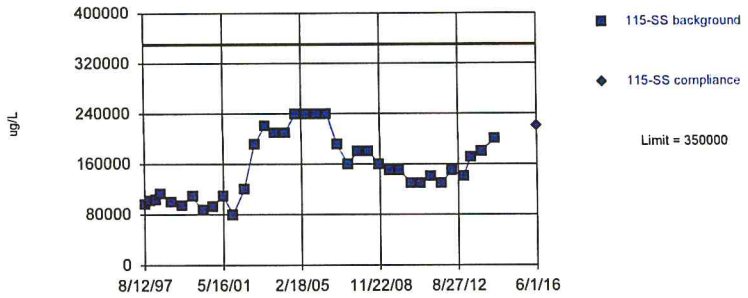

Background Data Summary (based on natural log transformation): Mean=11.89, Std. Dev.=0.3286, n=36. Normality test: Shapiro Wilk @alpha = 0.01, calculated = 0.9447, critical = 0.912. Kappa = 2.654 (c=34, w=9, 1 of 2, event alpha = 0.026). Report alpha = 0.00008608. EPA 1989 outlier screening was performed on the background data (to establish suspected outliers for Dixon's/Rosner's). No background outliers were found.

Constituent: Calcium Total Analysis Run 8/3/2016 1:18 PM

Bridgeton LF Client: RSI Data: Bridgeton LF

Sanitas™ v.9.5.26 Software licensed to Jett Environmental Consulting. UG

Within Limit

Prediction Limit

Intrawell Parametric



Background Data Summary: Mean=85186, Std. Dev.=6232, n=22. Normality test: Shapiro Wilk @alpha = 0.01, calculated = 0.9801, critical = 0.878. Kappa = 2.899 (c=34, w=9, 1 of 2, event alpha = 0.026). Report alpha = 0.00008608. EPA 1989 outlier screening was performed on the background data (to establish suspected outliers for Dixon's/Rosner's). No background outliers were found.

Constituent: Calcium Total Analysis Run 8/3/2016 1:20 PM

Bridgeton LF Client: RSI Data: Bridgeton LF

Sanitas™ v.9.5.26 Software licensed to Jett Environmental Consulting. UG

Within Limit

Prediction Limit

Intrawell Non-parametric

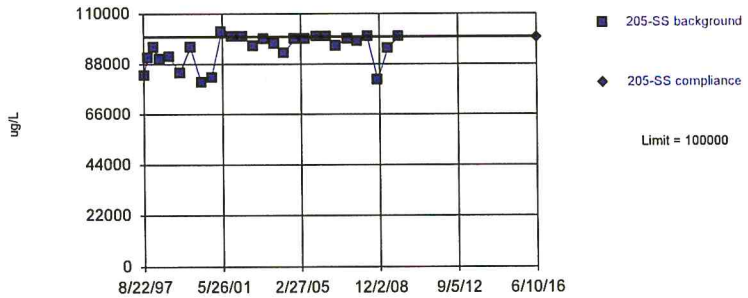

Non-parametric test used in lieu of parametric prediction limit because the Shapiro Wilk normality test showed the data to be non-normal at the 0.01 alpha level. Limit is highest of 27 background values. Well-constituent pair annual alpha = 0.009865. Individual comparison alpha = 0.002475 (1 of 2). After outlier removal distribution was non-normal, so outlier results were invalidated.

Constituent: Calcium Total Analysis Run 8/3/2016 1:20 PM

Bridgeton LF Client: RSI Data: Bridgeton LF

Sanitas™ v.9.5.26 Software licensed to Jett Environmental Consulting. UG

Hollow symbols indicate censored values.

Within Limit

Prediction Limit

Intrawell Non-parametric

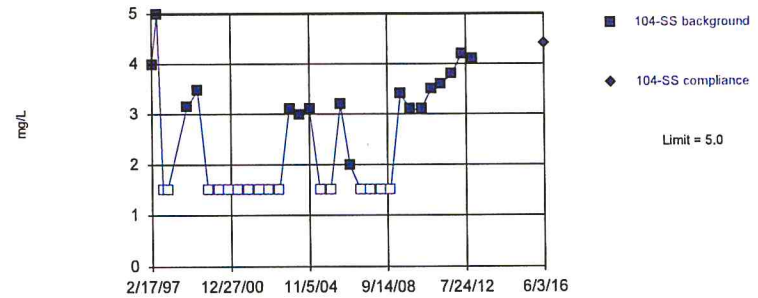

Non-parametric test used in lieu of parametric prediction limit because the Shapiro Wilk normality test showed the data to be non-normal at the 0.01 alpha level. Limit is highest of 33 background values. 48.48% NDs. Well-constituent pair annual alpha = 0.006735. Individual comparison alpha = 0.001688 (1 of 2). After outlier removal distribution was non-normal, so outlier results were invalidated.

Constituent: Chloride Analysis Run 8/3/2016 1:20 PM

Bridgeton LF Client: RSI Data: Bridgeton LF

Sanitas™ v.9.5.26 Software licensed to Jett Environmental Consulting, UG

Exceeds Limit

Prediction Limit

Intrawell Parametric

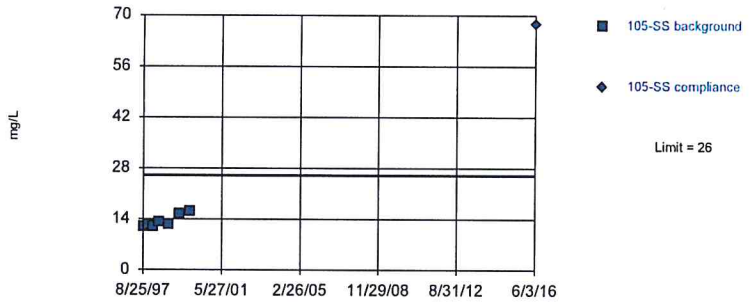

Background Data Summary (based on natural log transformation): Mean=2.586, Std. Dev.=0.1213, n=7. Normality test: Shapiro Wilk @alpha = 0.1, calculated = 0.8516, critical = 0.838. Kappa = 5.42 (c=34, w=9, 1 of 2, event alpha = 0.026). Report alpha = 0.00008608. EPA 1989 outlier screening was performed on the background data (to establish suspected outliers for Dixon's/Rosner's). No background outliers were found.

Constituent: Chloride Analysis Run 8/3/2016 1:21 PM

Bridgeton LF Client: RSI Data: Bridgeton LF

Sanitas™ v.9.5.26 Software licensed to Jett Environmental Consulting, UG

Exceeds Limit

Prediction Limit

Intrawell Non-parametric

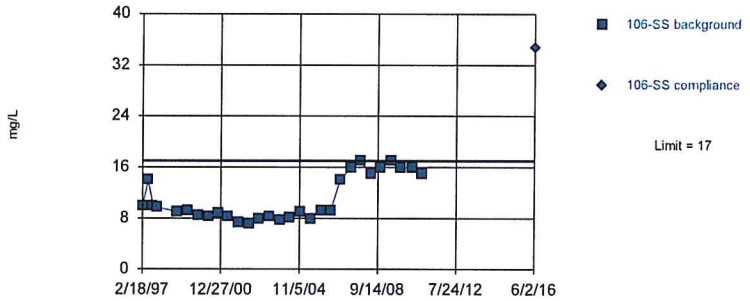

Non-parametric test used in lieu of parametric prediction limit because the Shapiro Wilk normality test showed the data to be non-normal at the 0.01 alpha level. Limit is highest of 29 background values. Well-constituent pair annual alpha = 0.00858. Individual comparison alpha = 0.002152 (1 of 2). After outlier removal distribution was non-normal, so outlier results were invalidated.

Constituent: Chloride Analysis Run 8/3/2016 1:21 PM

Bridgeton LF Client: RSI Data: Bridgeton LF

Sanitas™ v.9.5.26 Software licensed to Jett Environmental Consulting, UG

Within Limit

Prediction Limit

Intrawell Parametric

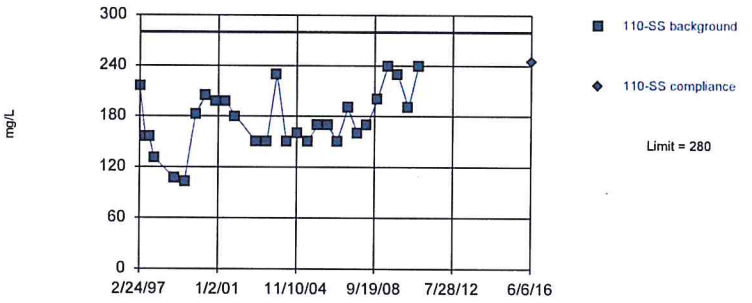

Background Data Summary: Mean=176, Std. Dev.=36.15, n=28. Normality test: Shapiro Wilk @alpha = 0.01, calculated = 0.9609, critical = 0.896. Kappa = 2.759 (c=34, w=9, 1 of 2, event alpha = 0.026). Report alpha = 0.00008608. Rosner's outlier test was performed on the background data. One background outlier was removed: <3 (5/21/2002).

Constituent: Chloride Analysis Run 8/3/2016 1:22 PM

Bridgeton LF Client: RSI Data: Bridgeton LF

Sanitas™ v.9.5.26 Software licensed to Jett Environmental Consulting, UG

Within Limit

Prediction Limit

Intrawell Parametric

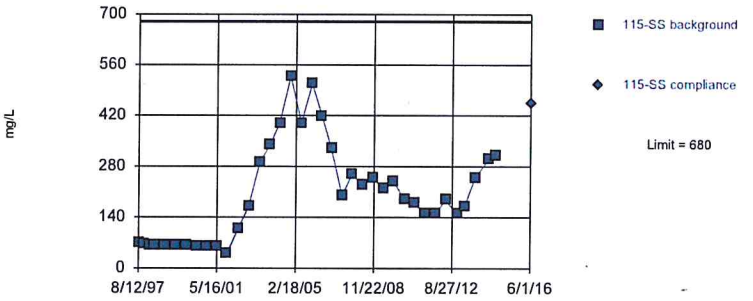

Background Data Summary (based on square root transformation): Mean=13.59, Std. Dev.=4.687, n=37. Normality test: Shapiro Wilk @alpha = 0.01, calculated = 0.9332, critical = 0.914. Kappa = 2.645 (c=34, w=9, 1 of 2, event alpha = 0.026). Report alpha = 0.00008608. EPA 1989 outlier screening was performed on the background data (to establish suspected outliers for Dixon's/Rosner's). No background outliers were found.

Constituent: Chloride Analysis Run 8/3/2016 1:22 PM

Bridgeton LF Client: RSI Data: Bridgeton LF

Sanitas™ v.9.5.26 Software licensed to Jett Environmental Consulting, UG
Hollow symbols indicate censored values.

Within Limit

Prediction Limit

Intrawell Non-parametric

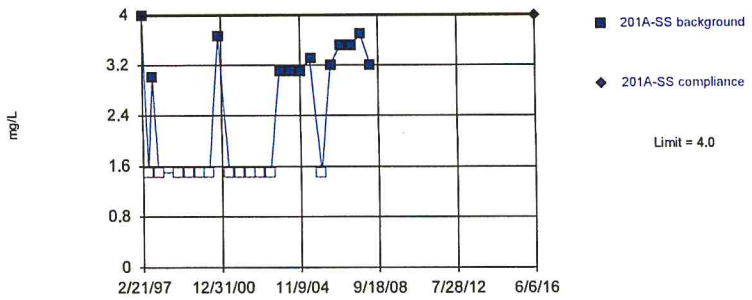

Non-parametric test used in lieu of parametric prediction limit because the Shapiro Wilk normality test showed the data to be non-normal at the 0.01 alpha level. Limit is highest of 24 background values. 50% NDs. Well-constituent pair annual alpha = 0.01227. Individual comparison alpha = 0.003083 (1 of 2). After outlier removal distribution was non-normal, so outlier results were invalidated.

Constituent: Chloride Analysis Run 8/3/2016 1:24 PM
Bridgeton LF Client: RSI Data: Bridgeton LF

Sanitas™ v.9.5.26 Software licensed to Jett Environmental Consulting, UG

Within Limit

Prediction Limit

Intrawell Parametric

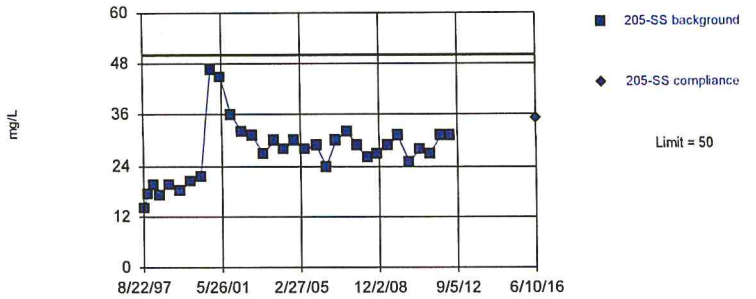

Background Data Summary (based on cube root transformation): Mean=2.998, Std. Dev.=0.2584, n=32. Normality test: Shapiro Wilk @alpha = 0.01, calculated = 0.9458, critical = 0.904. Kappa = 2.7 (c=34, w=9, 1 of 2, event alpha = 0.026). Report alpha = 0.00008608. EPA 1989 outlier screening was performed on the background data (to establish suspected outliers for Dixon's/Rosner's). No background outliers were found.

Constituent: Chloride Analysis Run 8/3/2016 1:24 PM
Bridgeton LF Client: RSI Data: Bridgeton LF

Sanitas™ v.9.5.26 Software licensed to Jett Environmental Consulting, UG

Within Limit

Prediction Limit

Intrawell Parametric

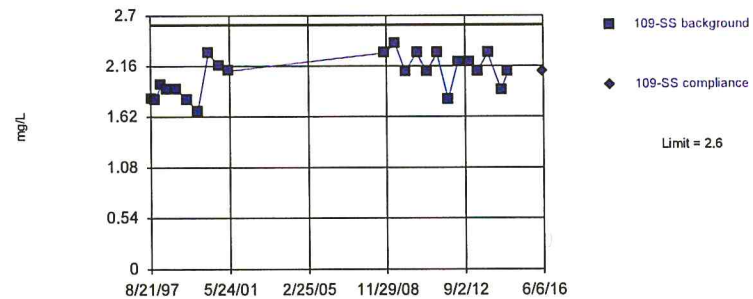

Background Data Summary (based on square transformation): Mean=4.319, Std. Dev.=0.8498, n=23. Normality test: Shapiro Wilk @alpha = 0.01, calculated = 0.9363, critical = 0.881. Kappa = 2.87 (c=34, w=9, 1 of 2, event alpha = 0.026). Report alpha = 0.00008608. EPA 1989 outlier screening was performed on the background data (to establish suspected outliers for Dixon's/Rosner's). No background outliers were found.

Constituent: Fluoride Analysis Run 8/3/2016 1:25 PM
Bridgeton LF Client: RSI Data: Bridgeton LF

Sanitas™ v.9.5.26 Software licensed to Jett Environmental Consulting, UG

Exceeds Limit

Prediction Limit

Intrawell Parametric

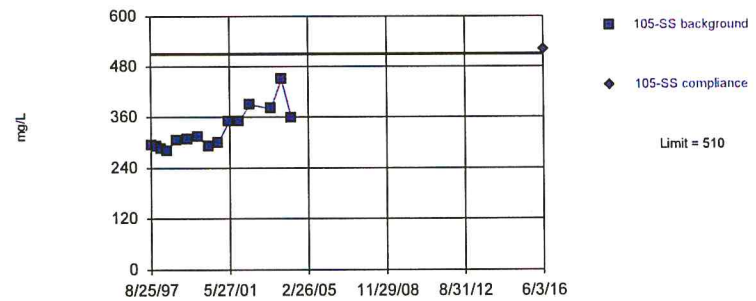

Background Data Summary (based on natural log transformation): Mean=5.79, Std. Dev.=0.1385, n=15. Normality test: Shapiro Wilk @alpha = 0.05, calculated = 0.8889, critical = 0.881. Kappa = 3.25 (c=34, w=9, 1 of 2, event alpha = 0.026). Report alpha = 0.00008608. Dixon's outlier test was performed on the background data. One background outlier was removed: 130 (11/19/2002).

Constituent: Hardness Total Analysis Run 8/3/2016 1:25 PM
Bridgeton LF Client: RSI Data: Bridgeton LF

Within Limit

Prediction Limit

Intrawell Parametric

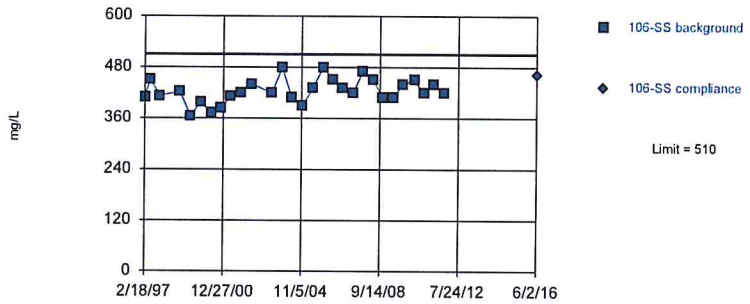

Background Data Summary (based on square root transformation): Mean=20.59, Std. Dev.=0.6924, n=29. Normality test: Shapiro Wilk @alpha = 0.01, calculated = 0.9676, critical = 0.898. Kappa = 2.741 (c=34, w=9, 1 of 2, event alpha = 0.026). Report alpha = 0.00008608. Rosner's outlier test was performed on the background data. Two background outliers were removed: 265 (8/25/1997); 130 (11/19/2002).

Constituent: Hardness Total Analysis Run 8/3/2016 1:26 PM

Bridgeton LF Client: RSI Data: Bridgeton LF

Sanitas™ v.9.5.26 Software licensed to Jett Environmental Consulting, UG

Within Limit

Prediction Limit

Intrawell Parametric



Background Data Summary (based on cube transformation): Mean=6.2e8, Std. Dev.=1.8e8, n=19. Normality test: Shapiro Wilk @alpha = 0.05, calculated = 0.9879, critical = 0.901. Kappa = 3.006 (c=34, w=9, 1 of 2, event alpha = 0.026). Report alpha = 0.00008608. Dixon's outlier test was performed on the background data. Two background outliers were removed: 437 (8/22/1997); 270 (11/19/2002).

Constituent: Hardness Total Analysis Run 8/3/2016 1:26 PM

Bridgeton LF Client: RSI Data: Bridgeton LF

Sanitas™ v.9.5.26 Software licensed to Jett Environmental Consulting, UG

Within Limit

Prediction Limit

Intrawell Parametric

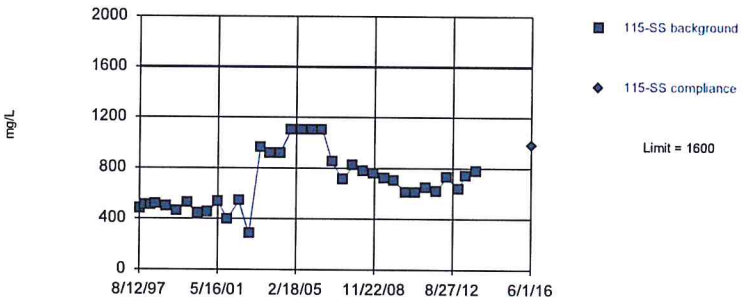

Background Data Summary (based on natural log transformation): Mean=6.483, Std. Dev.=0.3251, n=35. Normality test: Shapiro Wilk @alpha = 0.01, calculated = 0.9662, critical = 0.91. Kappa = 2.664 (c=34, w=9, 1 of 2, event alpha = 0.026). Report alpha = 0.00008608. EPA 1989 outlier screening was performed on the background data (to establish suspected outliers for Dixon's/Rosner's). No background outliers were found.

Constituent: Hardness Total Analysis Run 8/3/2016 1:27 PM

Bridgeton LF Client: RSI Data: Bridgeton LF

Sanitas™ v.9.5.26 Software licensed to Jett Environmental Consulting, UG

Within Limit

Prediction Limit

Intrawell Parametric

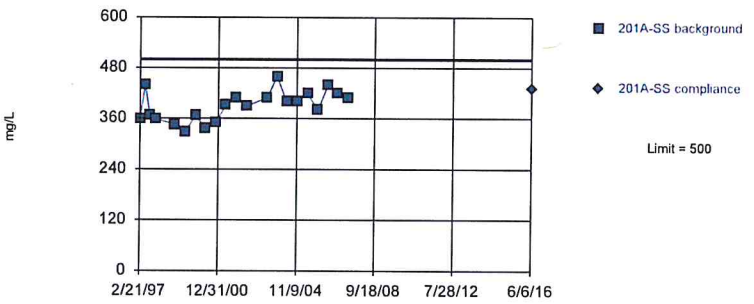

Background Data Summary (based on square root transformation): Mean=19.72, Std. Dev.=0.9201, n=21. Normality test: Shapiro Wilk @alpha = 0.01, calculated = 0.9763, critical = 0.873. Kappa = 2.928 (c=34, w=9, 1 of 2, event alpha = 0.026). Report alpha = 0.00008608. Dixon's outlier test was performed on the background data. One background outlier was removed: 120 (11/19/2002).

Constituent: Hardness Total Analysis Run 8/3/2016 1:27 PM

Bridgeton LF Client: RSI Data: Bridgeton LF

Sanitas™ v.9.5.26 Software licensed to Jett Environmental Consulting, UG

Within Limit

Prediction Limit

Intrawell Parametric

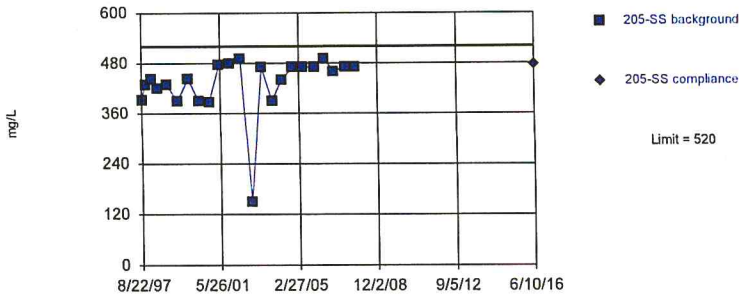

Background Data Summary (based on x^6 transformation): Mean=8.0e15, Std. Dev.=3.9e15, n=23. Normality test: Shapiro Wilk @alpha = 0.01, calculated = 0.936, critical = 0.881. Kappa = 2.87 (c=34, w=9, 1 of 2, event alpha = 0.026). Report alpha = 0.00008608. After outlier removal distribution was non-normal, so outlier results were invalidated.

Constituent: Hardness Total Analysis Run 8/3/2016 1:28 PM

Bridgeton LF Client: RSI Data: Bridgeton LF

Sanitas™ v.9.5.26 Software licensed to Jett Environmental Consulting, UG

Exceeds Limit

Prediction Limit

Intrawell Parametric

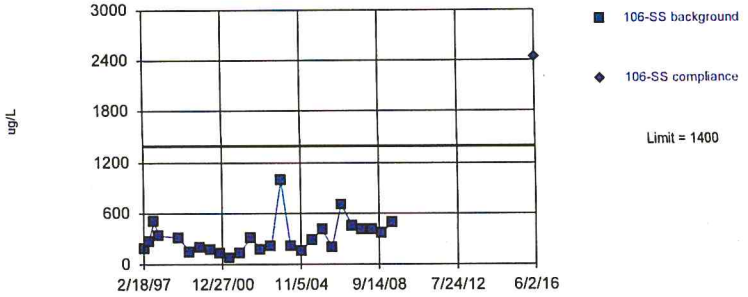

Background Data Summary (based on natural log transformation): Mean=5.605, Std. Dev.=0.5835, n=26. Normality test: Shapiro Wilk @alpha = 0.01, calculated = 0.9865, critical = 0.891. Kappa = 2.795 (c=34, w=9, 1 of 2, event alpha = 0.026). Report alpha = 0.00008608. EPA 1989 outlier screening was performed on the background data (to establish suspected outliers for Dixon's/Rosner's). No background outliers were found.

Constituent: Iron Total Analysis Run 8/3/2016 1:28 PM

Bridgeton LF Client: RSI Data: Bridgeton LF

Sanitas™ v.9.5.26 Software licensed to Jett Environmental Consulting, UG

Within Limit

Prediction Limit

Intrawell Non-parametric

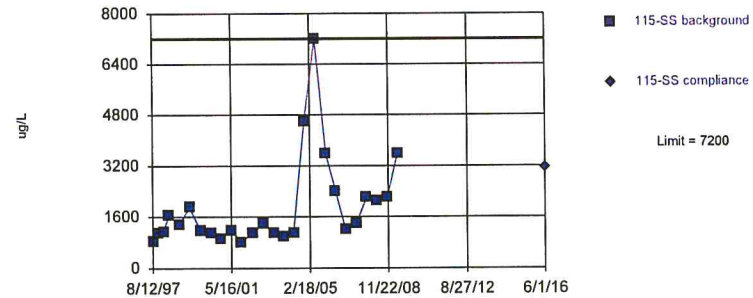

Non-parametric test used in lieu of parametric prediction limit because the Shapiro Wilk normality test showed the data to be non-normal at the 0.01 alpha level. Limit is highest of 26 background values. Well-constituent pair annual alpha = 0.01051. Individual comparison alpha = 0.002637 (1 of 2). Rosner's outlier test was performed on the background data. No background outliers were found.

Constituent: Iron Total Analysis Run 8/3/2016 1:29 PM

Bridgeton LF Client: RSI Data: Bridgeton LF

Sanitas™ v.9.5.26 Software licensed to Jett Environmental Consulting, UG

Within Limit

Prediction Limit

Intrawell Parametric

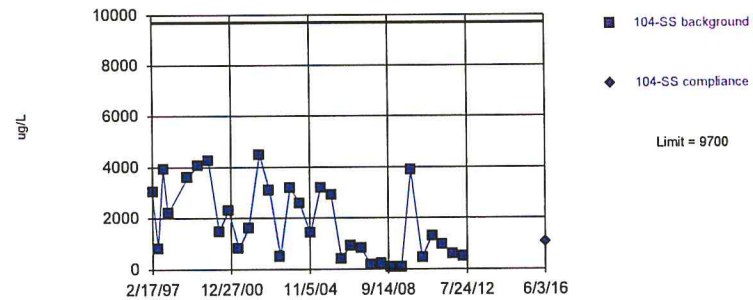

Background Data Summary (based on cube root transformation): Mean=11.27, Std. Dev.=3.732, n=32. Normality test: Shapiro Wilk @alpha = 0.01, calculated = 0.933, critical = 0.904. Kappa = 2.7 (c=34, w=9, 1 of 2, event alpha = 0.026). Report alpha = 0.00008608. After outlier removal distribution was non-normal, so outlier results were invalidated.

Constituent: Iron Total Analysis Run 8/3/2016 1:29 PM

Bridgeton LF Client: RSI Data: Bridgeton LF

Sanitas™ v.9.5.26 Software licensed to Jett Environmental Consulting, UG

Exceeds Limit

Prediction Limit

Intrawell Parametric

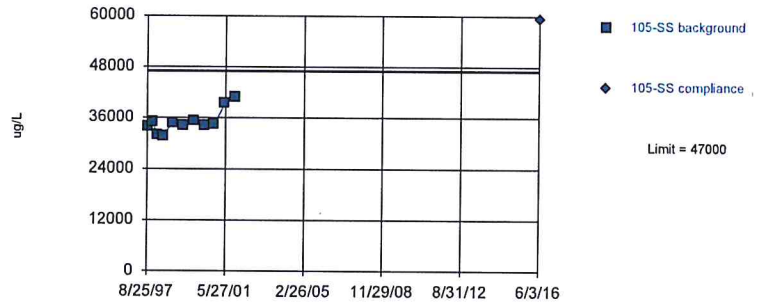

Background Data Summary (based on natural log transformation): Mean=10.46, Std. Dev.=0.07764, n=11. Normality test: Shapiro Wilk @alpha = 0.05, calculated = 0.8517, critical = 0.85. Kappa = 3.728 (c=34, w=9, 1 of 2, event alpha = 0.026). Report alpha = 0.00008608. EPA 1989 outlier screening was performed on the background data (to establish suspected outliers for Dixon's/Rosner's). No background outliers were found.

Constituent: Magnesium Total Analysis Run 8/3/2016 1:36 PM

Bridgeton LF Client: RSI Data: Bridgeton LF

Sanitas™ v.9.5.26 Software licensed to Jett Environmental Consulting, UG

Within Limit

Prediction Limit

Intrawell Parametric

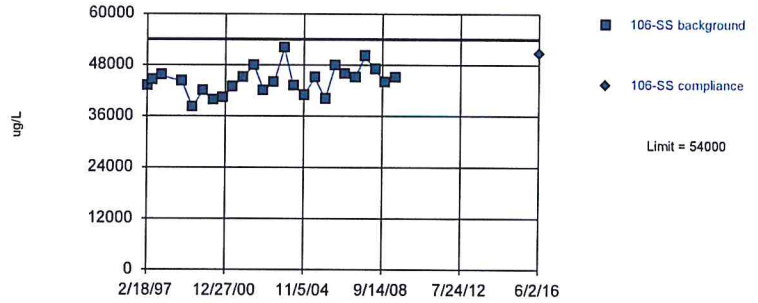

Background Data Summary (based on natural log transformation): Mean=10.69, Std. Dev.=0.07281, n=25. Normality test: Shapiro Wilk @alpha = 0.01, calculated = 0.9844, critical = 0.888. Kappa = 2.812 (c=34, w=9, 1 of 2, event alpha = 0.026). Report alpha = 0.00008608. Rosner's outlier test was performed on the background data. One background outlier was removed: 28000 (8/25/1997).

Constituent: Magnesium Total Analysis Run 8/3/2016 1:37 PM

Bridgeton LF Client: RSI Data: Bridgeton LF

Sanitas™ v.9.5.26 Software licensed to Jett Environmental Consulting, UG

Within Limit

Prediction Limit

Intrawell Parametric

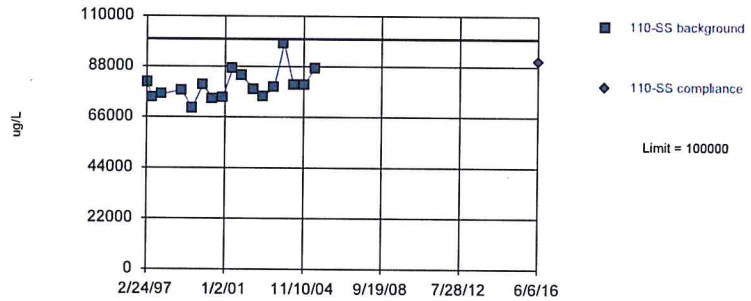

Background Data Summary (based on natural log transformation): Mean=11.28, Std. Dev.=0.07957, n=17. Normality test: Shapiro Wilk @alpha = 0.05, calculated = 0.9293, critical = 0.892. Kappa = 3.104 (c=34, w=9, 1 of 2, event alpha = 0.026). Report alpha = 0.00008608. Dixon's outlier test was performed on the background data. One background outlier was removed: 51000 (8/22/1997).

Constituent: Magnesium Total Analysis Run 8/3/2016 1:38 PM

Bridgeton LF Client: RSI Data: Bridgeton LF

Sanitas™ v.9.5.26 Software licensed to Jett Environmental Consulting, UG

Within Limit

Prediction Limit

Intrawell Parametric



Background Data Summary (based on natural log transformation): Mean=11.23, Std. Dev.=0.2383, n=37. Normality test: Shapiro Wilk @alpha = 0.01, calculated = 0.9667, critical = 0.914. Kappa = 2.645 (c=34, w=9, 1 of 2, event alpha = 0.026). Report alpha = 0.00008608. EPA 1989 outlier screening was performed on the background data (to establish suspected outliers for Dixon's/Rosner's). No background outliers were found.

Constituent: Magnesium Total Analysis Run 8/3/2016 1:38 PM

Bridgeton LF Client: RSI Data: Bridgeton LF

Sanitas™ v.9.5.26 Software licensed to Jett Environmental Consulting. UG

Within Limit

Prediction Limit

Intrawell Parametric

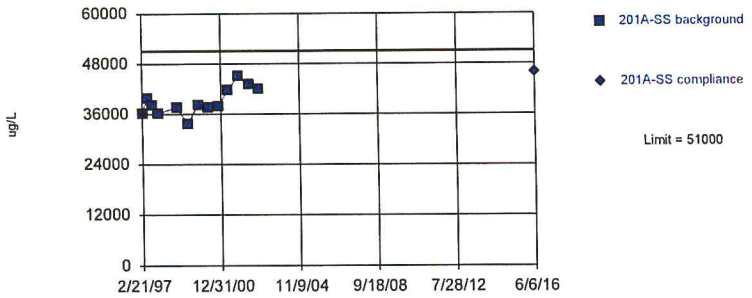

Background Data Summary (based on natural log transformation): Mean=10.57, Std. Dev.=0.08112, n=13. Normality test: Shapiro Wilk @alpha = 0.05, calculated = 0.9611, critical = 0.866. Kappa = 3.446 (c=34, w=9, 1 of 2, event alpha = 0.026). Report alpha = 0.00008608. EPA 1989 outlier screening was performed on the background data (to establish suspected outliers for Dixon's/Rosner's). No background outliers were found.

Constituent: Magnesium Total Analysis Run 8/3/2016 1:39 PM

Bridgeton LF Client: RSI Data: Bridgeton LF

Sanitas™ v.9.5.26 Software licensed to Jett Environmental Consulting. UG

Within Limit

Prediction Limit

Intrawell Parametric

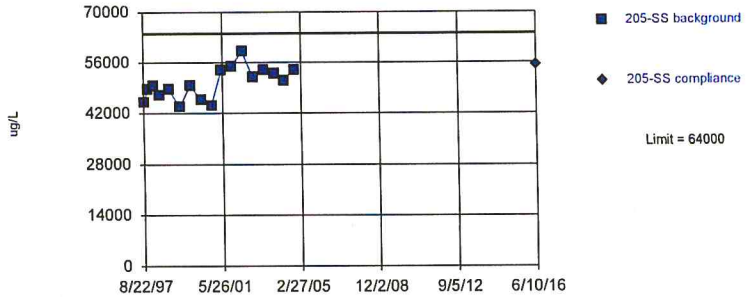

Background Data Summary (based on square root transformation): Mean=224, Std. Dev.=9.563, n=17. Normality test: Shapiro Wilk @alpha = 0.05, calculated = 0.9653, critical = 0.892. Kappa = 3.104 (c=34, w=9, 1 of 2, event alpha = 0.026). Report alpha = 0.00008608. EPA 1989 outlier screening was performed on the background data (to establish suspected outliers for Dixon's/Rosner's). No background outliers were found.

Constituent: Magnesium Total Analysis Run 8/3/2016 1:39 PM

Bridgeton LF Client: RSI Data: Bridgeton LF

Sanitas™ v.9.5.26 Software licensed to Jett Environmental Consulting. UG

Within Limit

Prediction Limit

Intrawell Parametric

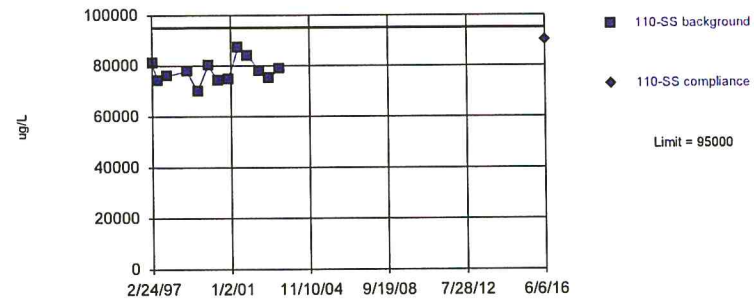

Background Data Summary (based on natural log transformation): Mean=11.26, Std. Dev.=0.05904, n=13. Normality test: Shapiro Wilk @alpha = 0.05, calculated = 0.9739, critical = 0.866. Kappa = 3.446 (c=34, w=9, 1 of 2, event alpha = 0.026). Report alpha = 0.00008608. Dixon's outlier test was performed on the background data. One background outlier was removed: 51000 (8/22/1997).

Constituent: Magnesium Total Analysis Run 8/3/2016 1:39 PM

Bridgeton LF Client: RSI Data: Bridgeton LF

Sanitas™ v.9.5.26 Software licensed to Jett Environmental Consulting. UG

Exceeds Limit

Prediction Limit

Intrawell Parametric

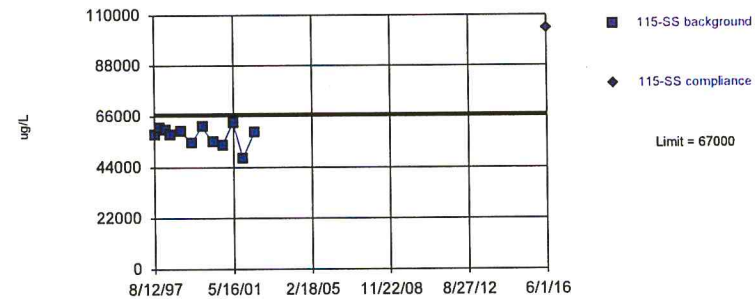

Background Data Summary (based on x^6 transformation): Mean=3.9e28, Std. Dev.=1.5e28, n=12. Normality test: Shapiro Wilk @alpha = 0.05, calculated = 0.9876, critical = 0.859. Kappa = 3.544 (c=34, w=9, 1 of 2, event alpha = 0.026). Report alpha = 0.00008608. Dixon's outlier test was performed on the background data. No background outliers were found.

Constituent: Magnesium Total Analysis Run 8/3/2016 1:40 PM

Bridgeton LF Client: RSI Data: Bridgeton LF

Sanitas™ v.9.5.26 Software licensed to Jett Environmental Consulting, UG
Hollow symbols indicate censored values.

Within Limit

Prediction Limit

Intrawell Non-parametric

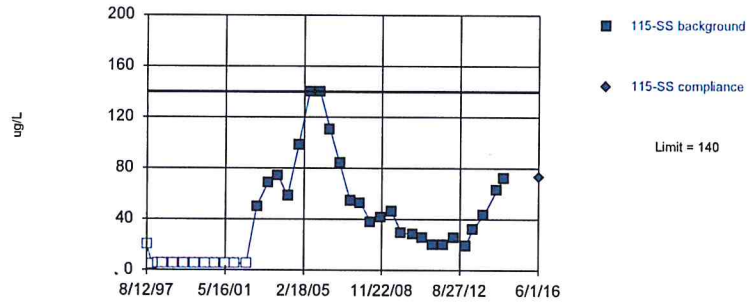

Non-parametric test used in lieu of parametric prediction limit because the Shapiro Wilk normality test showed the data to be non-normal at the 0.01 alpha level. Limit is highest of 37 background values. 32.43% NDs. Well-constituent pair annual alpha = 0.005401. Individual comparison alpha = 0.001353 (1 of 2). After outlier removal distribution was non-normal, so outlier results were invalidated.

Constituent: Nickel Total Analysis Run 8/3/2016 1:40 PM
Bridgeton LF Client: RSI Data: Bridgeton LF

Sanitas™ v.9.5.26 Software licensed to Jett Environmental Consulting, UG
Hollow symbols indicate censored values.

Exceeds Limit

Prediction Limit

Intrawell Non-parametric

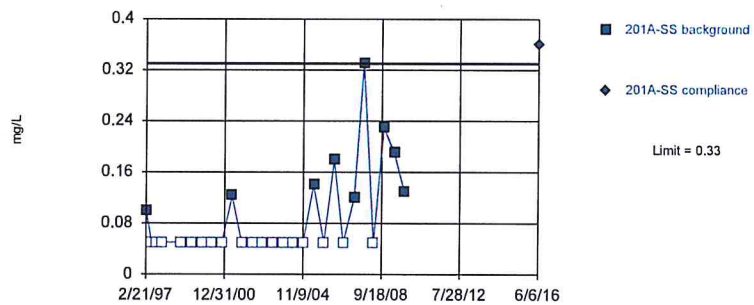

Non-parametric test used in lieu of parametric prediction limit because censored data exceeded 50%. Limit is highest of 27 background values. 66.67% NDs. Well-constituent pair annual alpha = 0.009865. Individual comparison alpha = 0.002475 (1 of 2). After outlier removal distribution was non-normal, so outlier results were invalidated.

Constituent: Nitrate/Nitrite Analysis Run 8/3/2016 1:41 PM
Bridgeton LF Client: RSI Data: Bridgeton LF

Sanitas™ v.9.5.26 Software licensed to Jett Environmental Consulting, UG

Within Limits

Prediction Limit

Intrawell Parametric

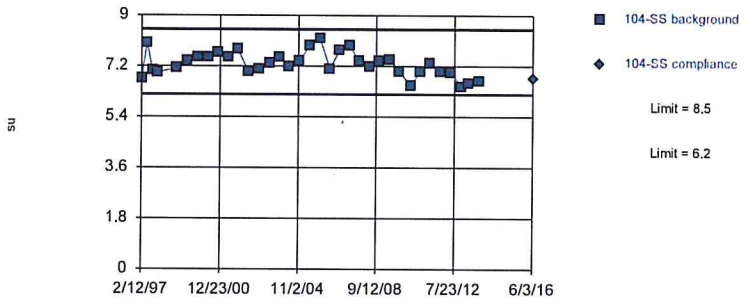

Background Data Summary (based on natural log transformation): Mean=1.983, Std. Dev.=0.05825, n=35. Normality test: Shapiro Wilk @alpha = 0.01, calculated = 0.9752, critical = 0.91. Kappa = 2.664 (c=34, w=9, 1 of 2, event alpha = 0.026). Report alpha = 0.00008608. EPA 1989 outlier screening was performed on the background data (to establish suspected outliers for Dixon's/Rosner's). No background outliers were found.

Constituent: pH [Field] Analysis Run 8/3/2016 1:41 PM
Bridgeton LF Client: RSI Data: Bridgeton LF

Sanitas™ v.9.5.26 Software licensed to Jett Environmental Consulting, UG

Within Limits

Prediction Limit

Intrawell Parametric

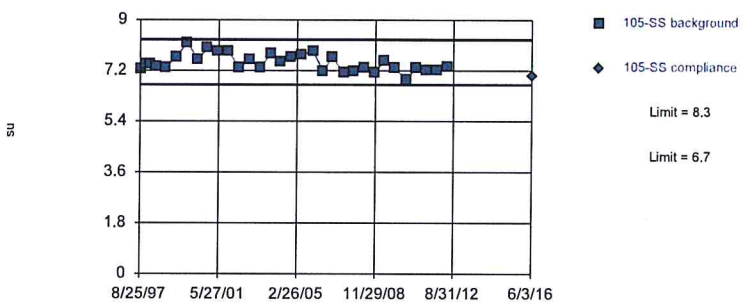

Background Data Summary (based on natural log transformation): Mean=2.012, Std. Dev.=0.04035, n=32. Normality test: Shapiro Wilk @alpha = 0.01, calculated = 0.961, critical = 0.904. Kappa = 2.7 (c=34, w=9, 1 of 2, event alpha = 0.026). Report alpha = 0.00008608. EPA 1989 outlier screening was performed on the background data (to establish suspected outliers for Dixon's/Rosner's). No background outliers were found.

Constituent: pH [Field] Analysis Run 8/3/2016 1:42 PM
Bridgeton LF Client: RSI Data: Bridgeton LF

Sanitas™ v.9.5.26 Software licensed to Jett Environmental Consulting, UG

Within Limits

Prediction Limit

Intrawell Parametric

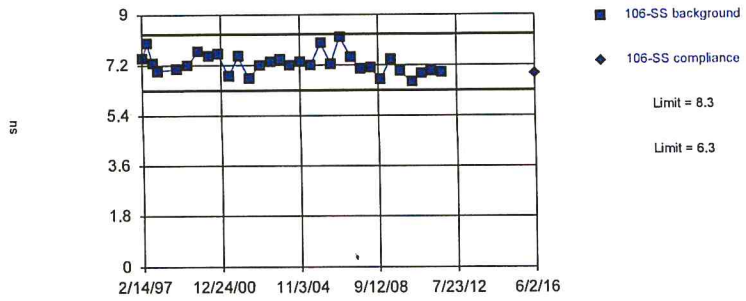

Background Data Summary (based on natural log transformation): Mean=1.98, Std. Dev.=0.05226, n=31. Normality test: Shapiro Wilk @alpha = 0.01, calculated = 0.9745, critical = 0.902. Kappa = 2.712 (c=34, w=9, 1 of 2, event alpha = 0.026). Report alpha = 0.00008608. EPA 1989 outlier screening was performed on the background data (to establish suspected outliers for Dixon's/Rosner's). No background outliers were found.

Constituent: pH [Field] Analysis Run 8/3/2016 1:43 PM

Bridgeton LF Client: RSI Data: Bridgeton LF

Sanitas™ v.9.5.26 Software licensed to Jett Environmental Consulting, UG

Within Limits

Prediction Limit

Intrawell Parametric

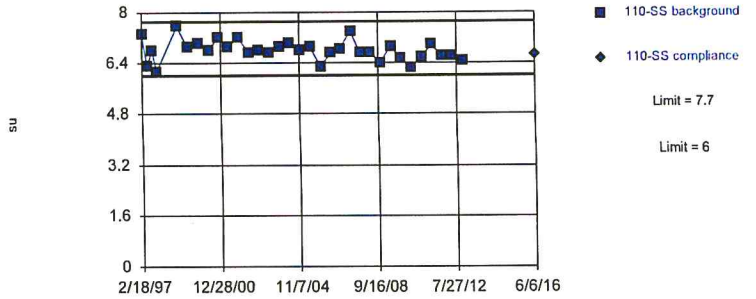

Background Data Summary (based on natural log transformation): Mean=1.914, Std. Dev.=0.04822, n=33. Normality test: Shapiro Wilk @alpha = 0.01, calculated = 0.9795, critical = 0.906. Kappa = 2.688 (c=34, w=9, 1 of 2, event alpha = 0.026). Report alpha = 0.00008608. EPA 1989 outlier screening was performed on the background data (to establish suspected outliers for Dixon's/Rosner's). No background outliers were found.

Constituent: pH [Field] Analysis Run 8/3/2016 1:43 PM

Bridgeton LF Client: RSI Data: Bridgeton LF

Sanitas™ v.9.5.26 Software licensed to Jett Environmental Consulting, UG

Within Limits

Prediction Limit

Intrawell Parametric

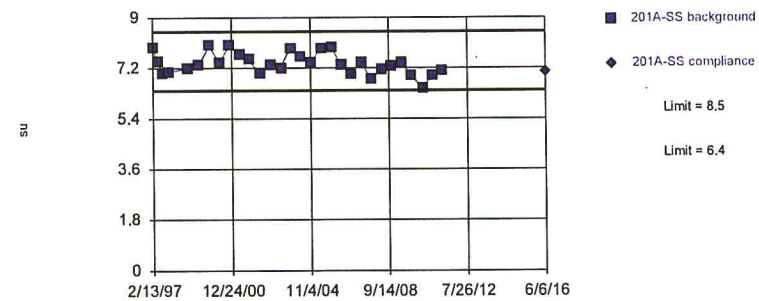

Background Data Summary (based on natural log transformation): Mean=1.993, Std. Dev.=0.05282, n=30. Normality test: Shapiro Wilk @alpha = 0.01, calculated = 0.9571, critical = 0.9. Kappa = 2.724 (c=34, w=9, 1 of 2, event alpha = 0.026). Report alpha = 0.00008608. EPA 1989 outlier screening was performed on the background data (to establish suspected outliers for Dixon's/Rosner's). No background outliers were found.

Constituent: pH [Field] Analysis Run 8/3/2016 1:43 PM

Bridgeton LF Client: RSI Data: Bridgeton LF

Sanitas™ v.9.5.26 Software licensed to Jett Environmental Consulting, UG

Within Limits

Prediction Limit

Intrawell Parametric

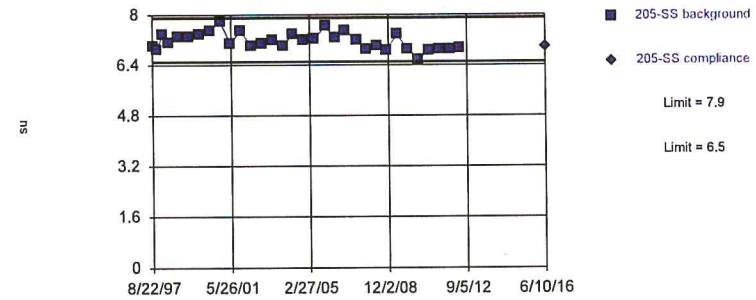

Background Data Summary (based on natural log transformation): Mean=1.969, Std. Dev.=0.03712, n=32. Normality test: Shapiro Wilk @alpha = 0.01, calculated = 0.9742, critical = 0.904. Kappa = 2.7 (c=34, w=9, 1 of 2, event alpha = 0.026). Report alpha = 0.00008608. EPA 1989 outlier screening was performed on the background data (to establish suspected outliers for Dixon's/Rosner's). No background outliers were found.

Constituent: pH [Field] Analysis Run 8/3/2016 1:44 PM

Bridgeton LF Client: RSI Data: Bridgeton LF

Sanitas™ v.9.5.26 Software licensed to Jett Environmental Consulting, UG
Hollow symbols indicate censored values.

Within Limit

Prediction Limit

Intrawell Parametric

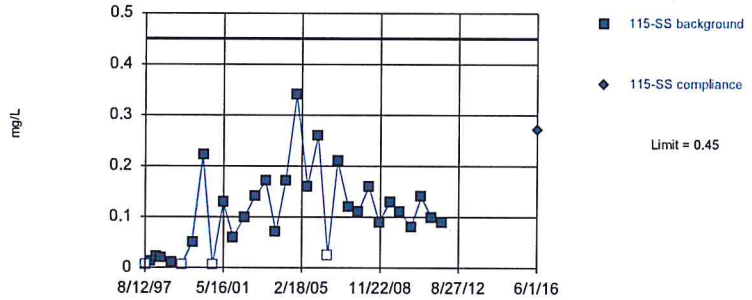

Background Data Summary (based on square root transformation): Mean=0.2985, Std. Dev.=0.1361, n=31, 12.9% NDs. Normality test: Shapiro Wilk @alpha = 0.01, calculated = 0.9546, critical = 0.902. Kappa = 2.712 (c=34, w=9, 1 of 2, event alpha = 0.026). Report alpha = 0.00008608. EPA 1989 outlier screening was performed on the background data (to establish suspected outliers for Dixon's/Rosner's). No background outliers were found.

Constituent: Phosphorus Total Analysis Run 8/3/2016 1:44 PM
Bridgeton LF Client: RSI Data: Bridgeton LF

Sanitas™ v.9.5.26 Software licensed to Jett Environmental Consulting, UG

Within Limit

Prediction Limit

Intrawell Parametric

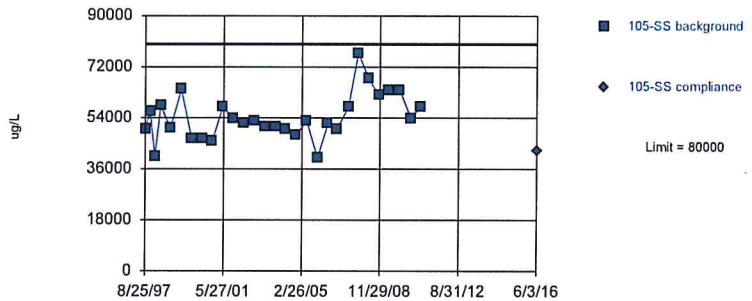

Background Data Summary (based on natural log transformation): Mean=10.89, Std. Dev.=0.1457, n=29. Normality test: Shapiro Wilk @alpha = 0.01, calculated = 0.9758, critical = 0.898. Kappa = 2.741 (c=34, w=9, 1 of 2, event alpha = 0.026). Report alpha = 0.00008608. EPA 1989 outlier screening was performed on the background data (to establish suspected outliers for Dixon's/Rosner's). No background outliers were found.

Constituent: Sodium Total Analysis Run 8/3/2016 1:45 PM
Bridgeton LF Client: RSI Data: Bridgeton LF

Sanitas™ v.9.5.26 Software licensed to Jett Environmental Consulting, UG

Exceeds Limit

Prediction Limit

Intrawell Parametric

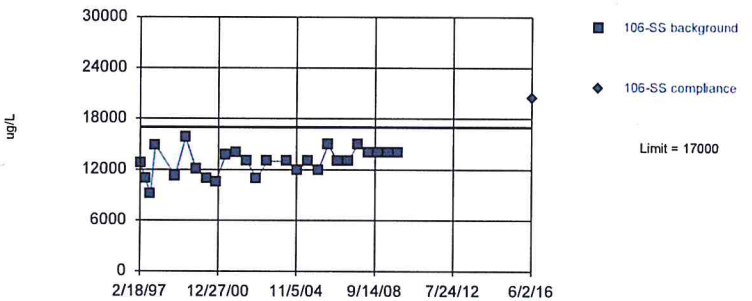

Background Data Summary (based on square transformation): Mean=1.7e8, Std. Dev.=4.0e7, n=26. Normality test: Shapiro Wilk @alpha = 0.01, calculated = 0.9718, critical = 0.891. Kappa = 2.795 (c=34, w=9, 1 of 2, event alpha = 0.026). Report alpha = 0.00008608. Rosner's outlier test was performed on the background data. One background outlier was removed: 20000 (11/20/2003).

Constituent: Sodium Total Analysis Run 8/3/2016 1:45 PM
Bridgeton LF Client: RSI Data: Bridgeton LF

Sanitas™ v.9.5.26 Software licensed to Jett Environmental Consulting, UG

Within Limit

Prediction Limit

Intrawell Parametric

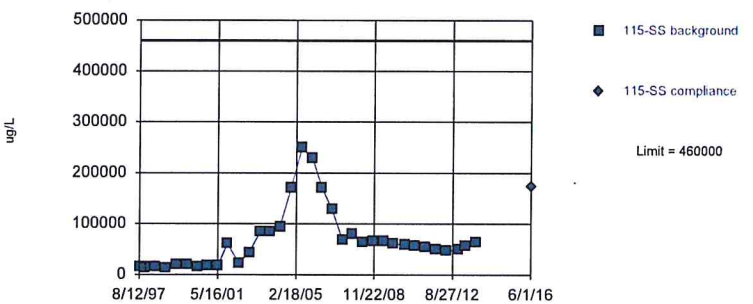

Background Data Summary (based on natural log transformation): Mean=10.78, Std. Dev.=0.8461, n=35. Normality test: Shapiro Wilk @alpha = 0.01, calculated = 0.9195, critical = 0.91. Kappa = 2.664 (c=34, w=9, 1 of 2, event alpha = 0.026). Report alpha = 0.00008608. EPA 1989 outlier screening was performed on the background data (to establish suspected outliers for Dixon's/Rosner's). No background outliers were found.

Constituent: Sodium Total Analysis Run 8/3/2016 1:46 PM
Bridgeton LF Client: RSI Data: Bridgeton LF

Sanitas™ v.9.5.26 Software licensed to Jett Environmental Consulting, UG

Within Limit

Prediction Limit

Intrawell Parametric

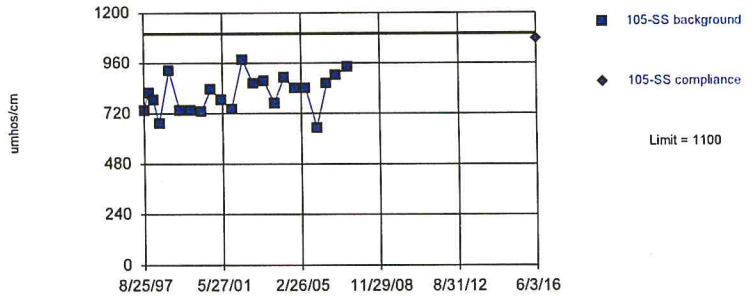

Background Data Summary: Mean=813.5, Std. Dev.=87.59, n=22. Normality test: Shapiro Wilk @alpha = 0.01, calculated = 0.9753, critical = 0.878. Kappa = 2.899 (c=34, w=9, 1 of 2, event alpha = 0.026). Report alpha = 0.00008608. EPA 1989 outlier screening was performed on the background data (to establish suspected outliers for Dixon's/Rosner's). No background outliers were found.

Constituent: Specific Conductance [Field] Analysis Run 8/3/2016 1:47 PM
Bridgeton LF Client: RSI Data: Bridgeton LF

Sanitas™ v.9.5.26 Software licensed to Jett Environmental Consulting, UG

Within Limit

Prediction Limit

Intrawell Parametric

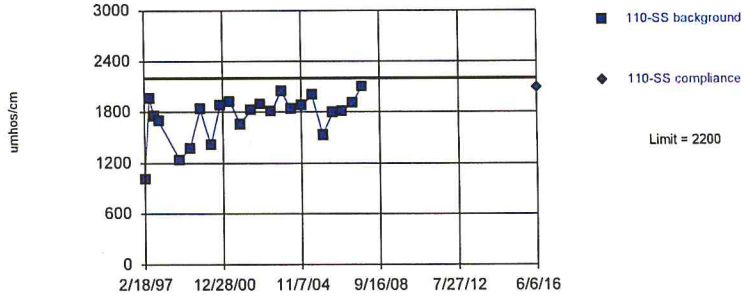

Background Data Summary (based on x^5 transformation): Mean=1.9e16, Std. Dev.=1.0e16, n=23. Normality test: Shapiro Wilk @alpha = 0.01, calculated = 0.9728, critical = 0.881. Kappa = 2.87 (c=34, w=9, 1 of 2, event alpha = 0.026). Report alpha = 0.00008608. Rosner's outlier test was performed on the background data. No background outliers were found.

Constituent: Specific Conductance [Field] Analysis Run 8/3/2016 1:48 PM
Bridgeton LF Client: RSI Data: Bridgeton LF

Sanitas™ v.9.5.26 Software licensed to Jett Environmental Consulting, UG

Within Limit

Prediction Limit

Intrawell Non-parametric

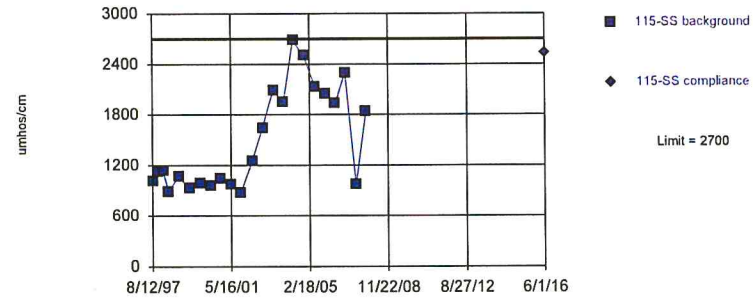

Non-parametric test used in lieu of parametric prediction limit because the Shapiro Wilk normality test showed the data to be non-normal at the 0.01 alpha level. Limit is highest of 23 background values. Well-constituent pair annual alpha = 0.0134. Individual comparison alpha = 0.003366 (1 of 2). After outlier removal distribution was non-normal, so outlier results were invalidated.

Constituent: Specific Conductance [Field] Analysis Run 8/3/2016 1:48 PM
Bridgeton LF Client: RSI Data: Bridgeton LF

Sanitas™ v.9.5.26 Software licensed to Jett Environmental Consulting, UG

Exceeds Limit

Prediction Limit

Intrawell Parametric

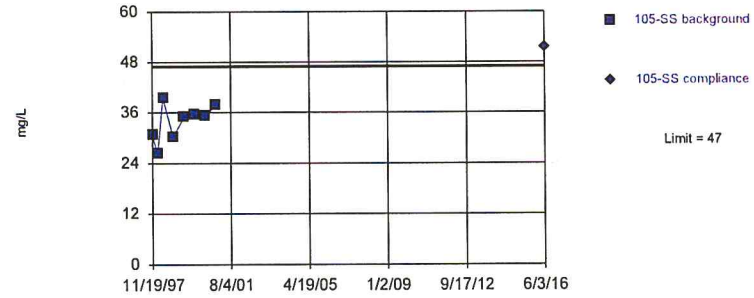

Background Data Summary (based on cube transformation): Mean=40346, Std. Dev.=14371, n=8. Normality test: Shapiro Wilk @alpha = 0.1, calculated = 0.9665, critical = 0.851. Kappa = 4.597 (c=34, w=9, 1 of 2, event alpha = 0.026). Report alpha = 0.00008608. Dixon's outlier test was performed on the background data. One background outlier was removed: 13 (8/25/1997).

Constituent: Sulfate Analysis Run 8/3/2016 1:49 PM
Bridgeton LF Client: RSI Data: Bridgeton LF

Sanitas™ v.9.5.26 Software licensed to Jett Environmental Consulting, UG

Within Limit

Prediction Limit

Intrawell Parametric

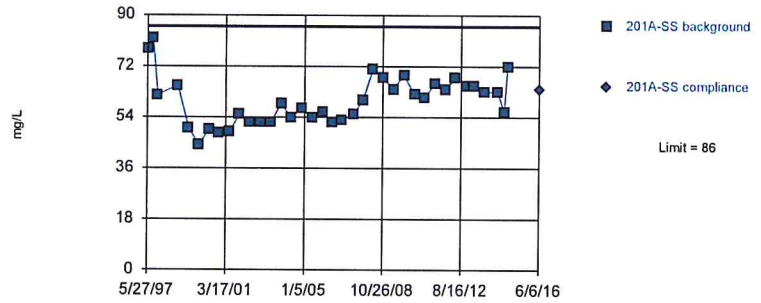

Background Data Summary (based on natural log transformation): Mean=4.083, Std. Dev.=0.141, n=37. Normality test: Shapiro Wilk @alpha = 0.01, calculated = 0.9812, critical = 0.914. Kappa = 2.645 (c=34, w=9, 1 of 2, event alpha = 0.026). Report alpha = 0.00008608. Rosner's outlier test was performed on the background data. One background outlier was removed: 99 (2/21/1997).

Constituent: Sulfate Analysis Run 8/3/2016 1:49 PM
Bridgeton LF Client: RSI Data: Bridgeton LF

Sanitas™ v.9.5.26 Software licensed to Jett Environmental Consulting, UG

Exceeds Limit

Prediction Limit

Intrawell Non-parametric

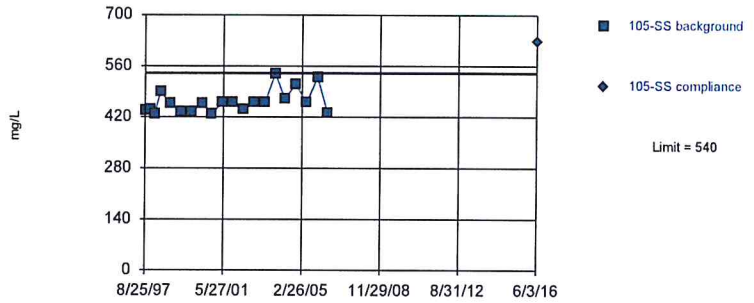

Non-parametric test used in lieu of parametric prediction limit because the Shapiro Wilk normality test showed the data to be non-normal at the 0.01 alpha level. Limit is highest of 20 background values. Well-constituent pair annual alpha = 0.01677. Individual comparison alpha = 0.004219 (1 of 2). After outlier removal distribution was non-normal, so outlier results were invalidated.

Constituent: Total Dissolved Solids [TDS] Analysis Run 8/3/2016 1:50 PM
Bridgeton LF Client: RSI Data: Bridgeton LF

Sanitas™ v.9.5.26 Software licensed to Jett Environmental Consulting, UG

Within Limit

Prediction Limit

Intrawell Parametric

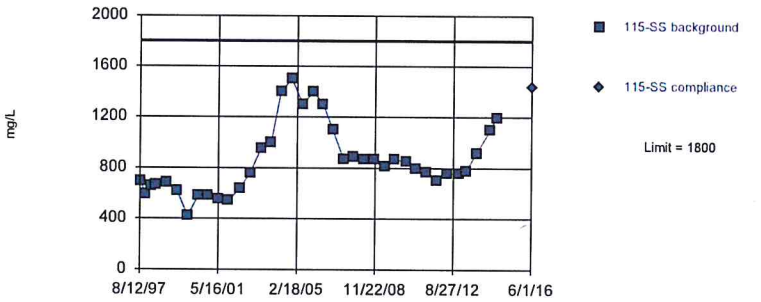

Background Data Summary (based on natural log transformation): Mean=6.71, Std. Dev.=0.3007, n=37. Normality test: Shapiro Wilk @alpha = 0.01, calculated = 0.9719, critical = 0.914. Kappa = 2.645 (c=34, w=9, 1 of 2, event alpha = 0.026). Report alpha = 0.00008608. EPA 1989 outlier screening was performed on the background data (to establish suspected outliers for Dixon's/Rosner's). No background outliers were found.

Constituent: Total Dissolved Solids [TDS] Analysis Run 8/3/2016 1:50 PM
Bridgeton LF Client: RSI Data: Bridgeton LF

Sanitas™ v.9.5.26 Software licensed to Jett Environmental Consulting, UG
Hollow symbols indicate censored values.

Within Limit

Prediction Limit

Intrawell Non-parametric

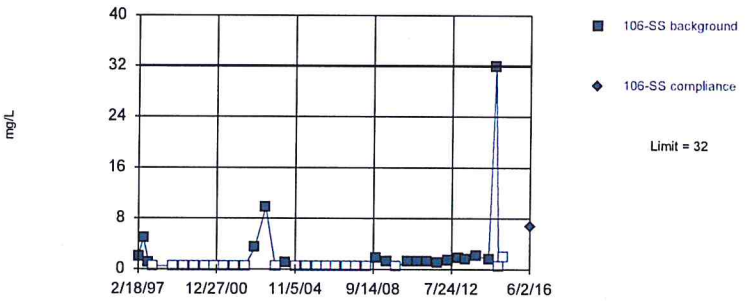

Non-parametric test used in lieu of parametric prediction limit because censored data exceeded 50%. Limit is highest of 39 background values. 53.85% NDs. Well-constituent pair annual alpha = 0.004868. Individual comparison alpha = 0.001219 (1 of 2). After outlier removal distribution was non-normal, so outlier results were invalidated.

Constituent: Total Organic Carbon [TOC] Analysis Run 8/3/2016 1:50 PM
Bridgeton LF Client: RSI Data: Bridgeton LF

Sanitas™ v.9.5.26 Software licensed to Jett Environmental Consulting, UG
Hollow symbols indicate censored values.

Exceeds Limit

Prediction Limit

Intrawell Non-parametric

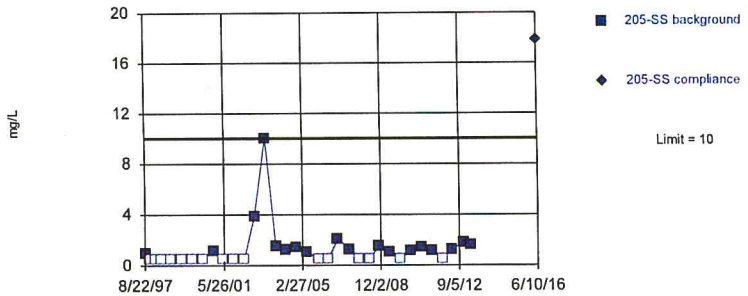

Non-parametric test used in lieu of parametric prediction limit because the Shapiro Wilk normality test showed the data to be non-normal at the 0.01 alpha level. Limit is highest of 34 background values. 47.06% NDs. Well-constituent pair annual alpha = 0.006335. Individual comparison alpha = 0.001587 (1 of 2). After outlier removal distribution was non-normal, so outlier results were invalidated.

Constituent: Total Organic Carbon [TOC] Analysis Run 8/3/2016 1:51 PM

Bridgeton LF Client: RSI Data: Bridgeton LF

TREND EVALUATION OF EXCEEDING CONSTITUENTS

Sanitas™ v.9.5.26 Software licensed to Jett Environmental Consulting, UG

Sen's Slope Estimator

105-SS

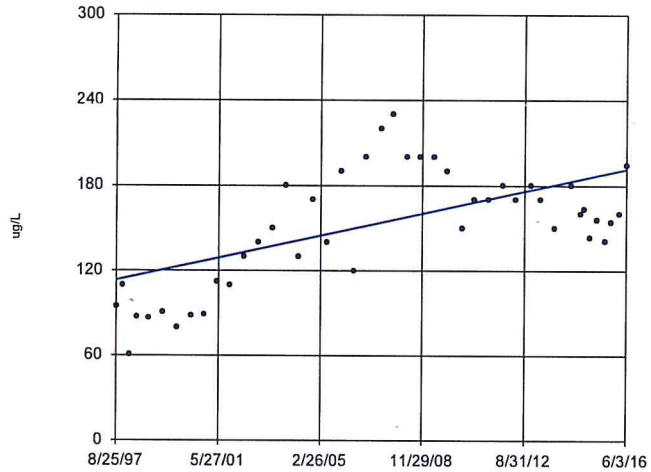

n = 44

Slope = 4.155 units per year.

Mann-Kendall normal approx. = 3.599
critical = 2.33

Increasing trend significant at 98% confidence level (α = 0.01 per tail).

Constituent: Barium Total Analysis Run 8/3/2016 2:35 PM
Bridgeton LF Client: RSI Data: Bridgeton LF

Sanitas™ v.9.5.26 Software licensed to Jett Environmental Consulting, UG

Sen's Slope Estimator

105-SS

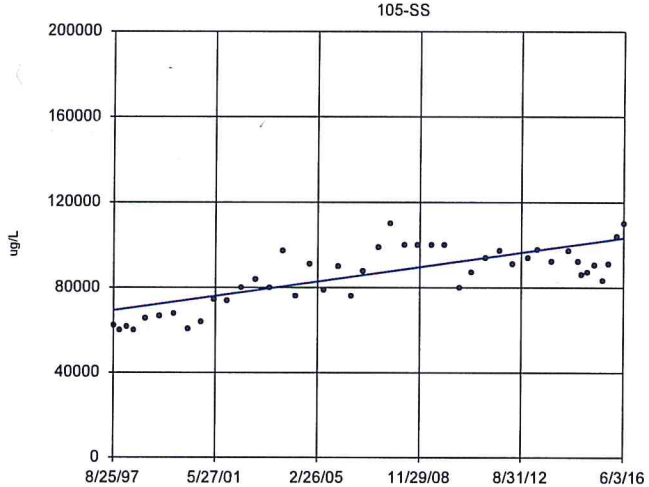

n = 44

Slope = 1810 units per year.

Mann-Kendall normal approx. = 4.931
critical = 2.33

Increasing trend significant at 98% confidence level (α = 0.01 per tail).

Constituent: Calcium Total Analysis Run 8/3/2016 2:35 PM
Bridgeton LF Client: RSI Data: Bridgeton LF

Sanitas™ v.9.5.26 Software licensed to Jett Environmental Consulting, UG

Sen's Slope Estimator

105-SS

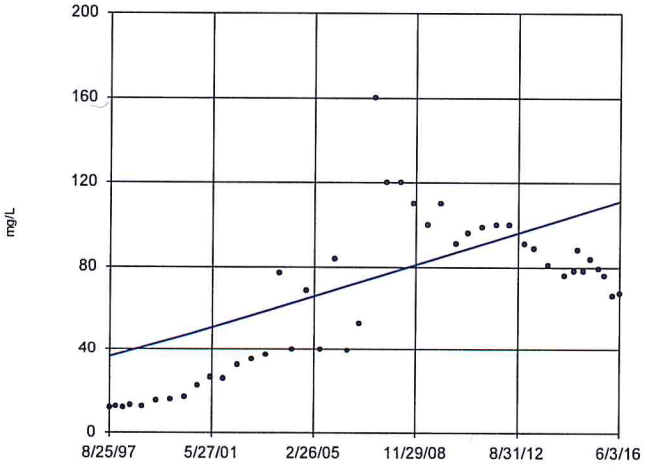

n = 44

Slope = 3.986 units per year.

Mann-Kendall normal approx. = 4.351
critical = 2.33

Increasing trend significant at 98% confidence level (α = 0.01 per tail).

Constituent: Chloride Analysis Run 8/3/2016 2:35 PM
Bridgeton LF Client: RSI Data: Bridgeton LF

Sanitas™ v.9.5.26 Software licensed to Jett Environmental Consulting, UG

Sen's Slope Estimator

105-SS

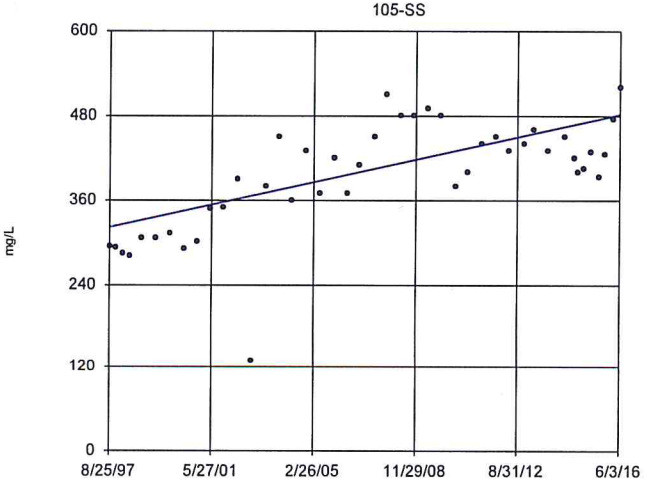

n = 44

Slope = 8.509 units per year.

Mann-Kendall normal approx. = 4.718
critical = 2.33

Increasing trend significant at 98% confidence level (α = 0.01 per tail).

Constituent: Hardness Total Analysis Run 8/3/2016 2:35 PM
Bridgeton LF Client: RSI Data: Bridgeton LF

Sanitas™ v.9.5.26 Software licensed to Jett Environmental Consulting. UG

Sen's Slope Estimator

105-SS

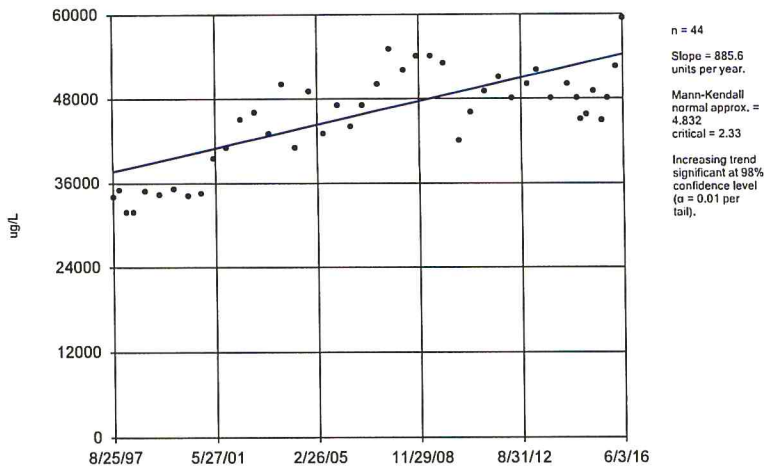

n = 44

Slope = 885.6 units per year.

Mann-Kendall normal approx. = 4.832
critical = 2.33

Increasing trend significant at 98% confidence level (α = 0.01 per tail).

Constituent: Magnesium Total Analysis Run 8/3/2016 2:35 PM
Bridgeton LF Client: RSI Data: Bridgeton LF

Sanitas™ v.9.5.26 Software licensed to Jett Environmental Consulting. UG
Hollow symbols indicate censored values.

Sen's Slope Estimator

105-SS

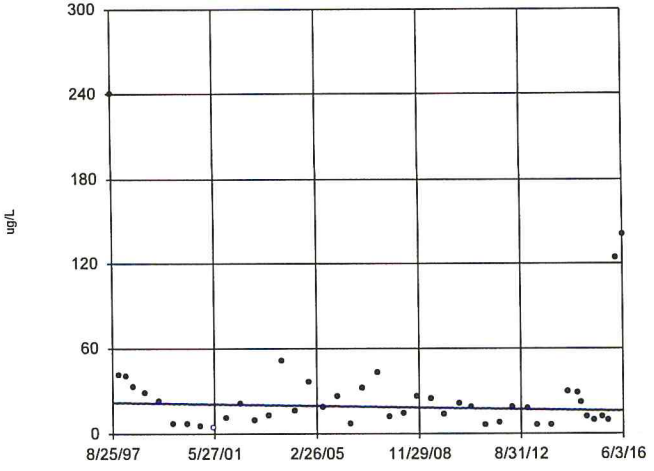

n = 44

Slope = -0.3244 units per year.

Mann-Kendall normal approx. = -0.8398
critical = -2.33

Trend not significant at 98% confidence level (α = 0.01 per tail).

Constituent: Manganese Total Analysis Run 8/3/2016 2:35 PM
Bridgeton LF Client: RSI Data: Bridgeton LF

Sanitas™ v.9.5.26 Software licensed to Jett Environmental Consulting. UG

Sen's Slope Estimator

105-SS

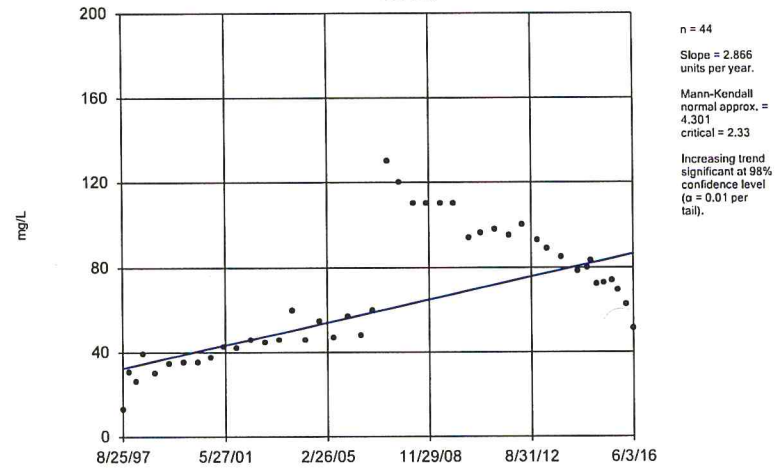

n = 44

Slope = 2.866 units per year.

Mann-Kendall normal approx. = 4.301
critical = 2.33

Increasing trend significant at 98% confidence level (α = 0.01 per tail).

Constituent: Sulfate Analysis Run 8/3/2016 2:35 PM
Bridgeton LF Client: RSI Data: Bridgeton LF

Sanitas™ v.9.5.26 Software licensed to Jett Environmental Consulting. UG

Sen's Slope Estimator

105-SS

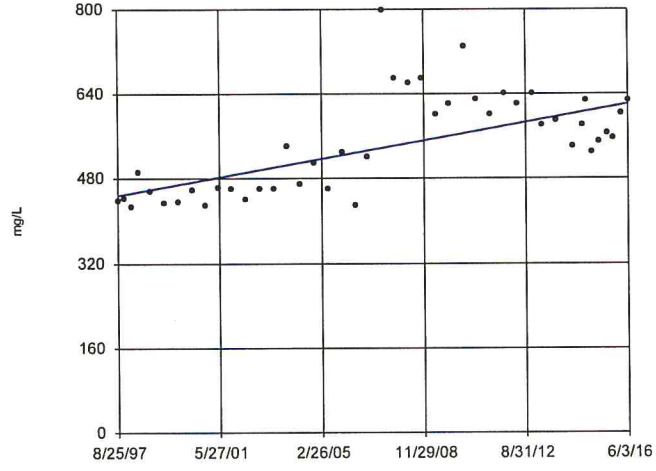

n = 44

Slope = 9.178 units per year.

Mann-Kendall normal approx. = 4.434
critical = 2.33

Increasing trend significant at 98% confidence level (α = 0.01 per tail).

Constituent: Total Dissolved Solids [TDS] Analysis Run 8/3/2016 2:35 PM
Bridgeton LF Client: RSI Data: Bridgeton LF

Sanitas™ v.9.5.26 Software licensed to Jett Environmental Consulting, UG
Hollow symbols indicate censored values.

Sen's Slope Estimator

106-SS

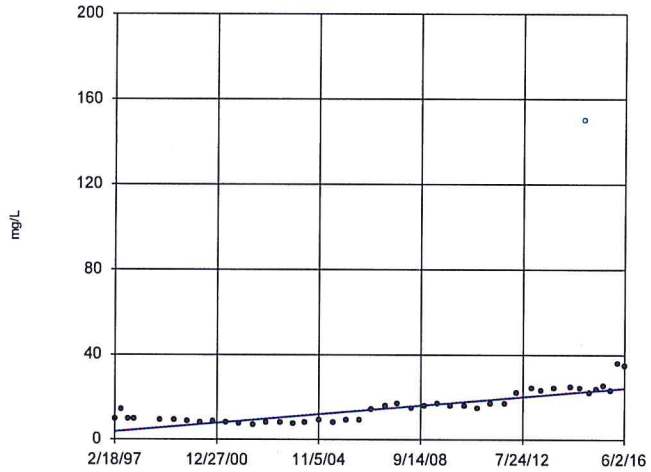

n = 44

Slope = 1.065 units per year.

Mann-Kendall normal approx. = 6.026
critical = 2.33

Increasing trend significant at 98% confidence level (α = 0.01 per tail).

Constituent: Chloride Analysis Run 8/3/2016 2:35 PM
Bridgeton LF Client: RSI Data: Bridgeton LF

Sanitas™ v.9.5.26 Software licensed to Jett Environmental Consulting, UG

Sen's Slope Estimator

106-SS

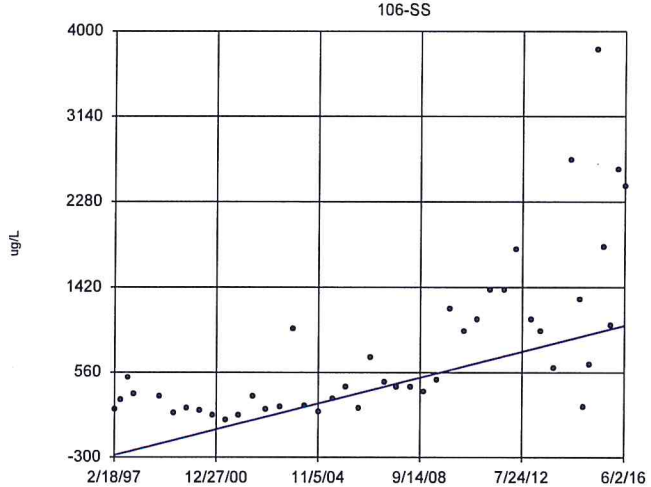

n = 44

Slope = 68.14 units per year.

Mann-Kendall normal approx. = 5.514
critical = 2.33

Increasing trend significant at 98% confidence level (α = 0.01 per tail).

Constituent: Iron Total Analysis Run 8/3/2016 2:35 PM
Bridgeton LF Client: RSI Data: Bridgeton LF

Sanitas™ v.9.5.26 Software licensed to Jett Environmental Consulting, UG

Sen's Slope Estimator

106-SS

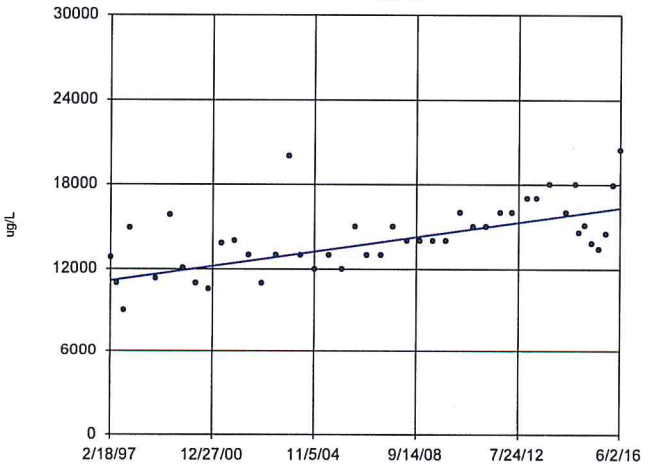

n = 44

Slope = 268.6 units per year.

Mann-Kendall normal approx. = 4.781
critical = 2.33

Increasing trend significant at 98% confidence level (α = 0.01 per tail).

Constituent: Sodium Total Analysis Run 8/3/2016 2:35 PM
Bridgeton LF Client: RSI Data: Bridgeton LF

Sanitas™ v.9.5.26 Software licensed to Jett Environmental Consulting, UG

Sen's Slope Estimator

110-SS

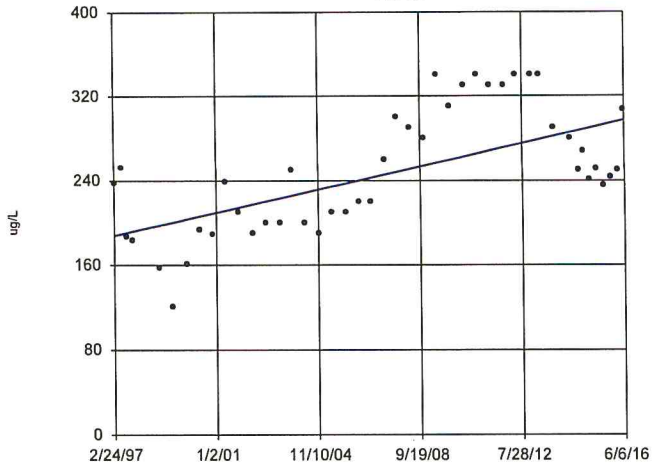

n = 44

Slope = 5.666 units per year.

Mann-Kendall normal approx. = 4.489 critical = 2.33

Increasing trend significant at 98% confidence level (α = 0.01 per tail).

Constituent: Barium Total Analysis Run 8/3/2016 2:36 PM

Bridgeton LF Client: RSI Data: Bridgeton LF

Sanitas™ v.9.5.26 Software licensed to Jett Environmental Consulting, UG

Sen's Slope Estimator

110-SS

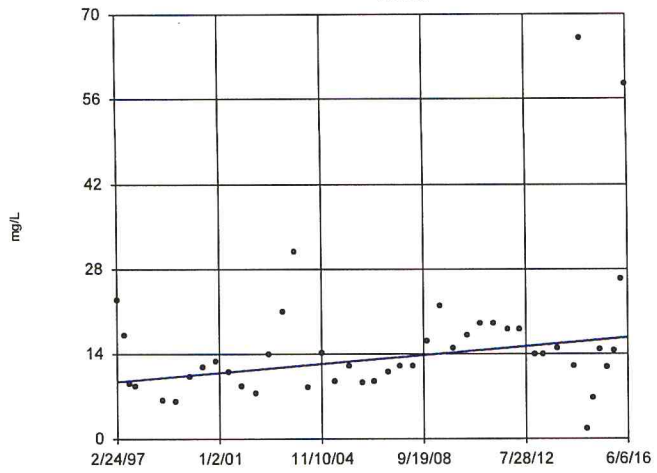

n = 44

Slope = 0.3787 units per year.

Mann-Kendall normal approx. = 2.46 critical = 2.33

Increasing trend significant at 98% confidence level (α = 0.01 per tail).

Constituent: Total Organic Carbon [TOC] Analysis Run 8/3/2016 2:36 PM

Bridgeton LF Client: RSI Data: Bridgeton LF

Sanitas™ v.9.5.26 Software licensed to Jett Environmental Consulting, UG
Hollow symbols indicate censored values.

Sen's Slope Estimator

115-SS

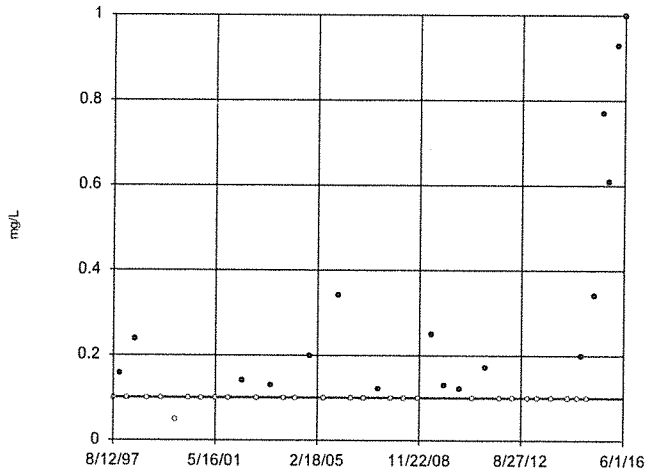

n = 44

Slope = 0
units per year.

Mann-Kendall
normal approx. =
2.414
critical = 2.33

Increasing trend
significant at 98%
confidence level
(α = 0.01 per
tail).

Constituent: Ammonia as N Analysis Run 8/3/2016 2:36 PM
Bridgeton LF Client: RSI Data: Bridgeton LF

Sanitas™ v.9.5.26 Software licensed to Jett Environmental Consulting, UG

Sen's Slope Estimator

115-SS

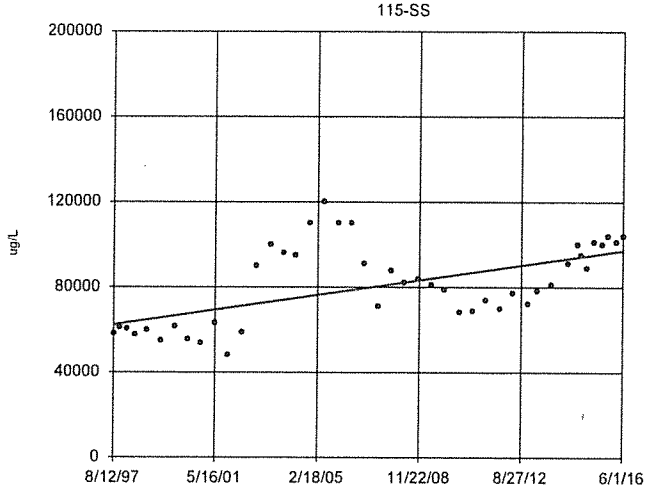

n = 44

Slope = 1851
units per year.

Mann-Kendall
normal approx. =
3.734
critical = 2.33

Increasing trend
significant at 98%
confidence level
(α = 0.01 per
tail).

Constituent: Magnesium Total Analysis Run 8/3/2016 2:36 PM
Bridgeton LF Client: RSI Data: Bridgeton LF

Sanitas™ v.9.5.26 Software licensed to Jett Environmental Consulting, UG
Hollow symbols indicate censored values.

Sen's Slope Estimator

201A-SS

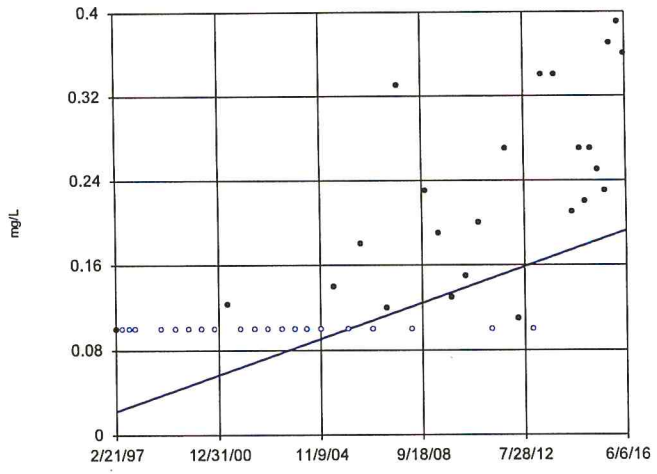

n = 44

Slope = 0.008784 units per year.

Mann-Kendall normal approx. = 5.691
critical = 2.33

Increasing trend significant at 98% confidence level (α = 0.01 per tail).

Constituent: Nitrate/Nitrite Analysis Run 8/3/2016 2:37 PM

Bridgeton LF Client: RSI Data: Bridgeton LF

Sanitas™ v.9.5.26 Software licensed to Jett Environmental Consulting, UG
Hollow symbols indicate censored values.

Sen's Slope Estimator

205-SS

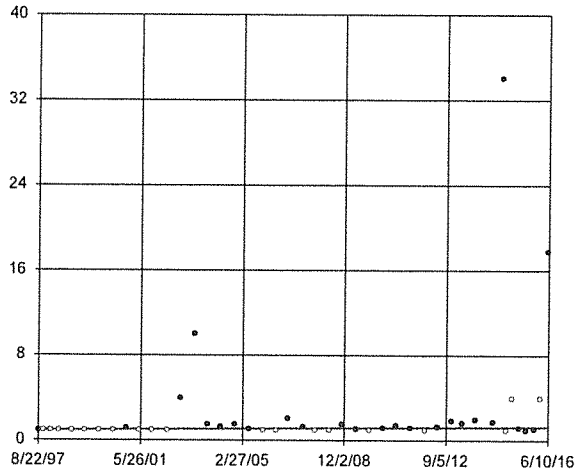

n = 44

Slope = 0.01799 units per year.

Mann-Kendall normal approx. = 3.394
critical = 2.33

Increasing trend significant at 98% confidence level (α = 0.01 per tail).

Constituent: Total Organic Carbon [TOC] Analysis Run 8/3/2016 2:37 PM

Bridgeton LF Client: RSI Data: Bridgeton LF

TIME SERIES GRAPHS

Sanitas™ v.9.5.26 Software licensed to Jett Environmental Consulting, UG
Hollow symbols indicate censored values.

Time Series

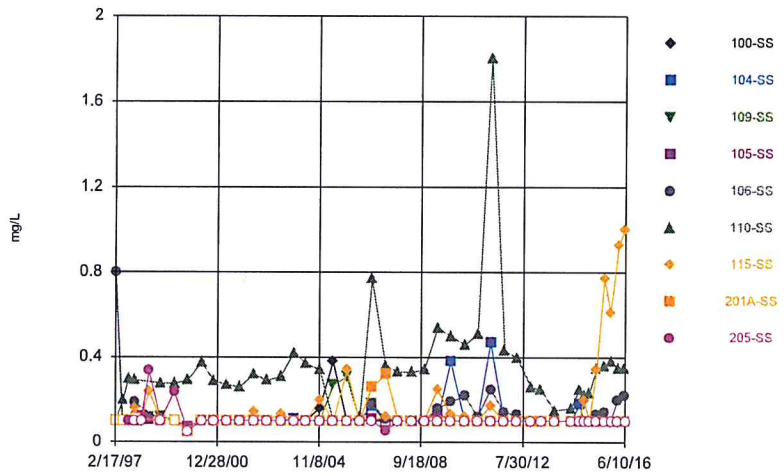

Constituent: Ammonia as N Analysis Run 8/3/2016 2:29 PM
Bridgeton LF Client: RSI Data: Bridgeton LF

Sanitas™ v.9.5.26 Software licensed to Jett Environmental Consulting, UG
Hollow symbols indicate censored values.

Time Series

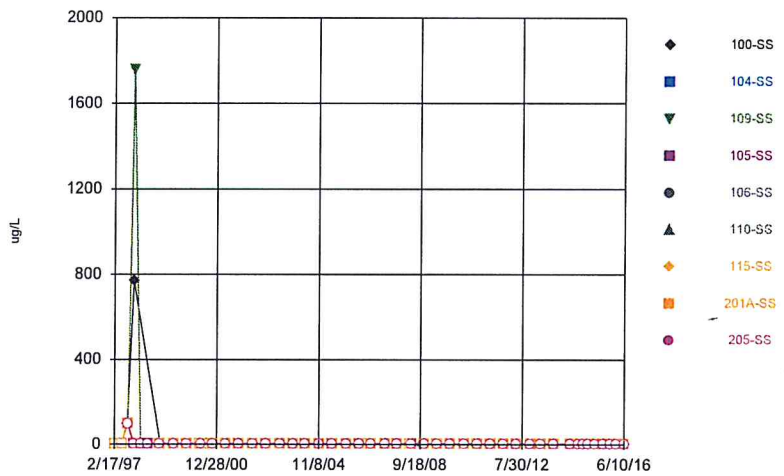

Constituent: Antimony Total Analysis Run 8/3/2016 2:29 PM
Bridgeton LF Client: RSI Data: Bridgeton LF

Sanitas™ v.9.5.26 Software licensed to Jett Environmental Consulting, UG
Hollow symbols indicate censored values.

Time Series

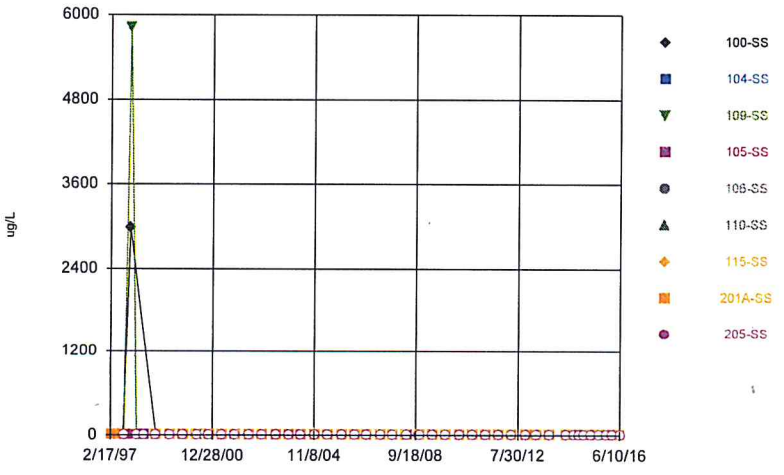

Constituent: Arsenic Total Analysis Run 8/3/2016 2:29 PM
Bridgeton LF Client: RSI Data: Bridgeton LF

Sanitas™ v.9.5.26 Software licensed to Jett Environmental Consulting, UG

Time Series

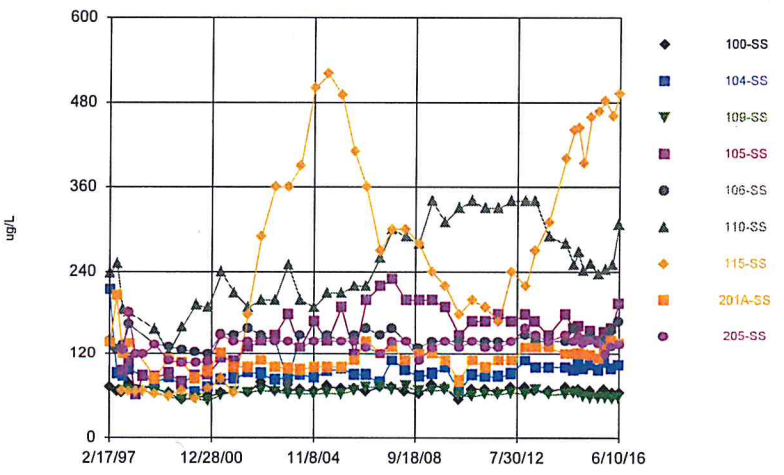

Constituent: Barium Total Analysis Run 8/3/2016 2:29 PM
Bridgeton LF Client: RSI Data: Bridgeton LF

Sanitas™ v.9.5.26 Software licensed to Jett Environmental Consulting, UG
Hollow symbols indicate censored values.

Time Series

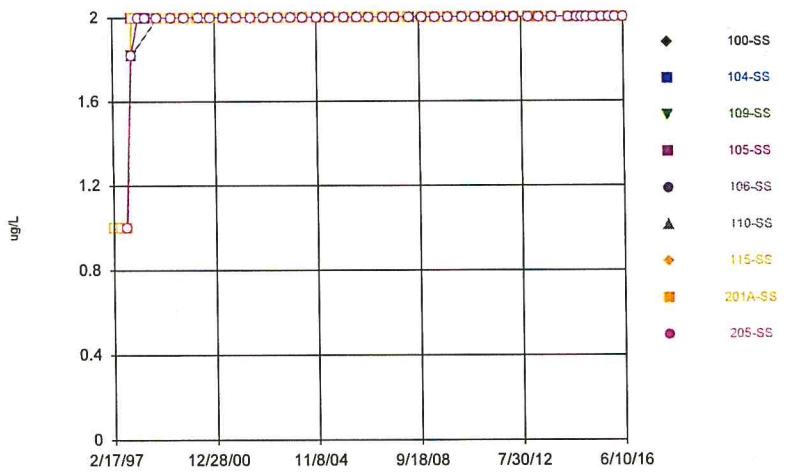

Constituent: Beryllium Total Analysis Run 8/3/2016 2:29 PM
Bridgeton LF Client: RSI Data: Bridgeton LF

Sanitas™ v.9.5.26 Software licensed to Jett Environmental Consulting, UG
Hollow symbols indicate censored values.

Time Series

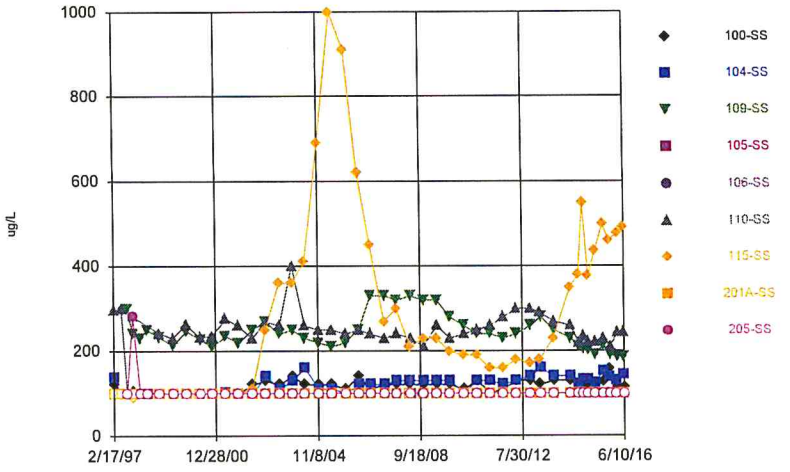

Constituent: Boron Total Analysis Run 8/3/2016 2:29 PM
Bridgeton LF Client: RSI Data: Bridgeton LF

Sanitas™ v.9.5.26 Software licensed to Jett Environmental Consulting, UG
Hollow symbols indicate censored values.

Time Series

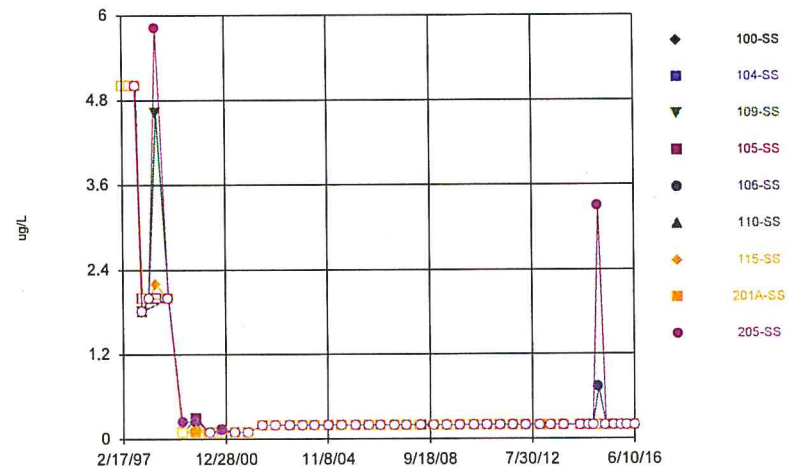

Constituent: Cadmium Total Analysis Run 8/3/2016 2:29 PM
Bridgeton LF Client: RSI Data: Bridgeton LF

Sanitas™ v.9.5.26 Software licensed to Jett Environmental Consulting, UG

Time Series

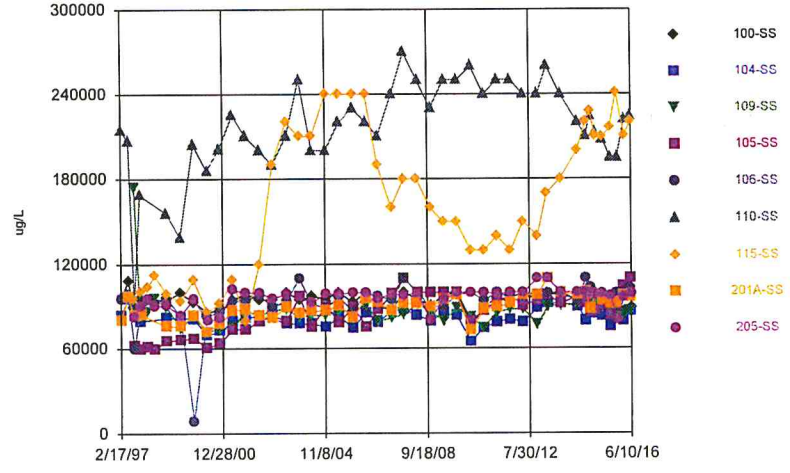

Constituent: Calcium Total Analysis Run 8/3/2016 2:29 PM
Bridgeton LF Client: RSI Data: Bridgeton LF

Sanitas™ v.9.5.26 Software licensed to Jett Environmental Consulting, UG
Hollow symbols indicate censored values.

Time Series

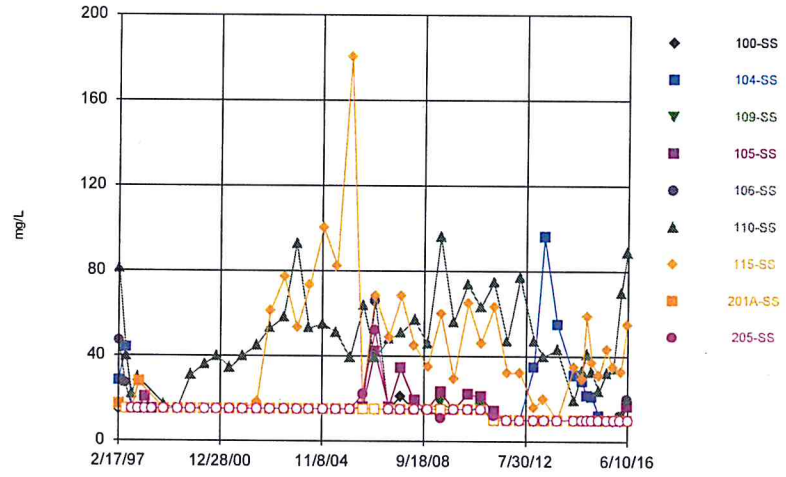

Constituent: Chemical Oxygen Demand [COD] Analysis Run 8/3/2016 2:29 PM
Bridgeton LF Client: RSI Data: Bridgeton LF

Sanitas™ v.9.5.26 Software licensed to Jett Environmental Consulting, UG
Hollow symbols indicate censored values.

Time Series

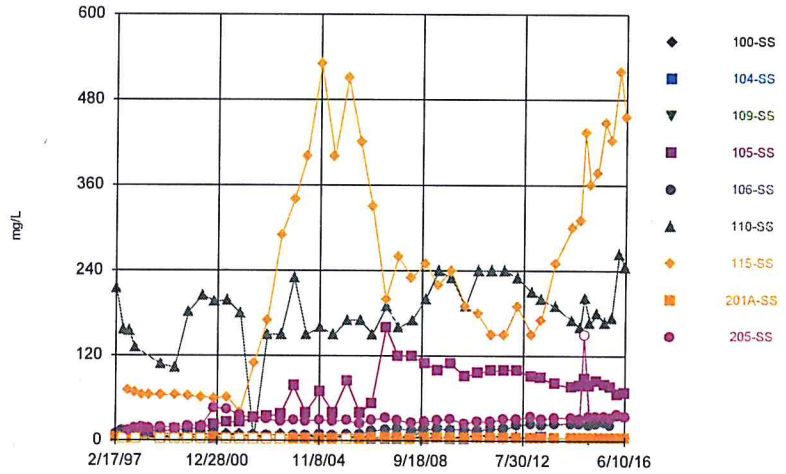

Constituent: Chloride Analysis Run 8/3/2016 2:29 PM
Bridgeton LF Client: RSI Data: Bridgeton LF

Sanitas™ v.9.5.26 Software licensed to Jett Environmental Consulting, UG
Hollow symbols indicate censored values.

Time Series

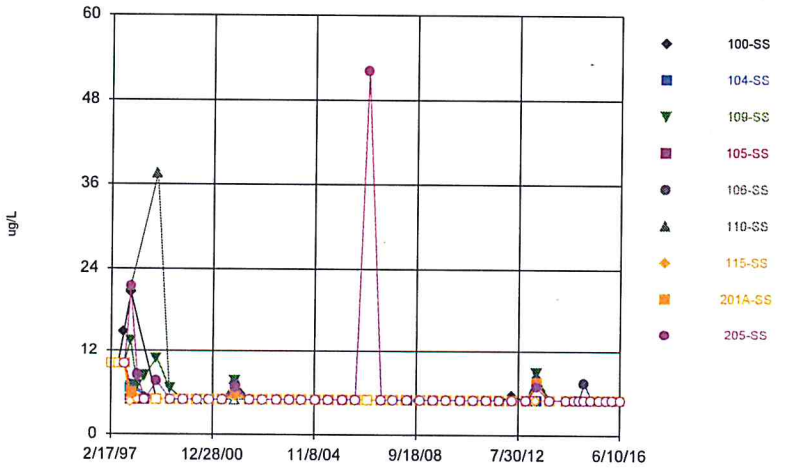

Constituent: Chromium Total Analysis Run 8/3/2016 2:29 PM
Bridgeton LF Client: RSI Data: Bridgeton LF

Sanitas™ v.9.5.26 Software licensed to Jett Environmental Consulting, UG
Hollow symbols indicate censored values.

Time Series

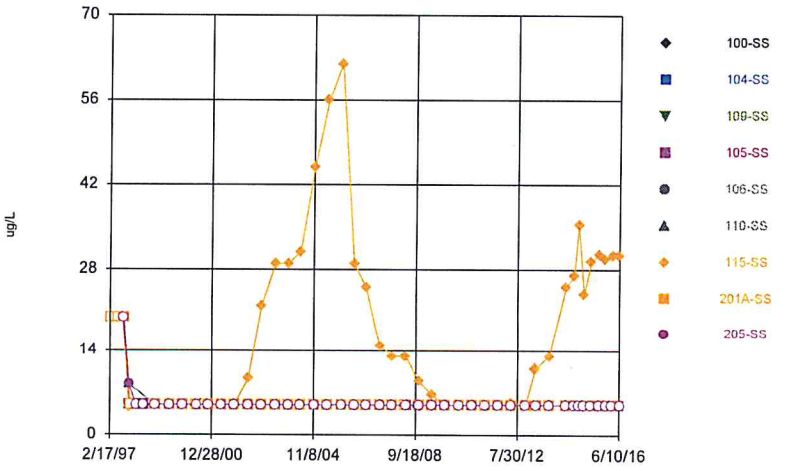

Constituent: Cobalt Total Analysis Run 8/3/2016 2:29 PM
Bridgeton LF Client: RSI Data: Bridgeton LF

Sanitas™ v.9.5.26 Software licensed to Jett Environmental Consulting, UG
Hollow symbols indicate censored values.

Time Series

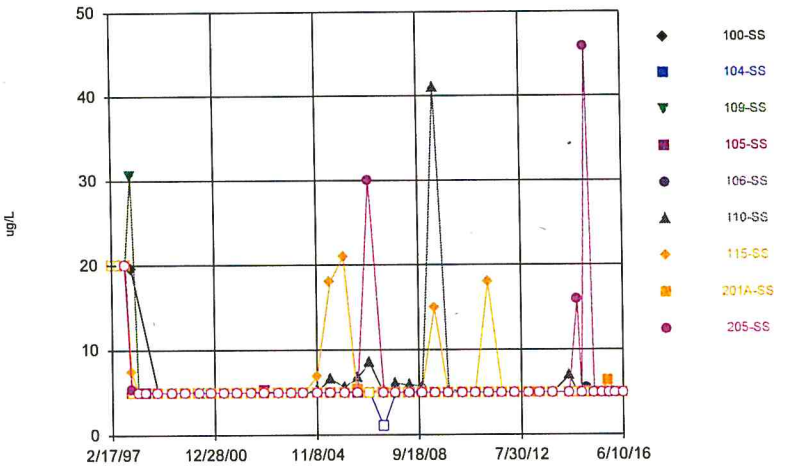

Constituent: Copper Total Analysis Run 8/3/2016 2:29 PM
Bridgeton LF Client: RSI Data: Bridgeton LF

Sanitas™ v.9.5.26 Software licensed to Jett Environmental Consulting, UG
Hollow symbols indicate censored values.

Time Series

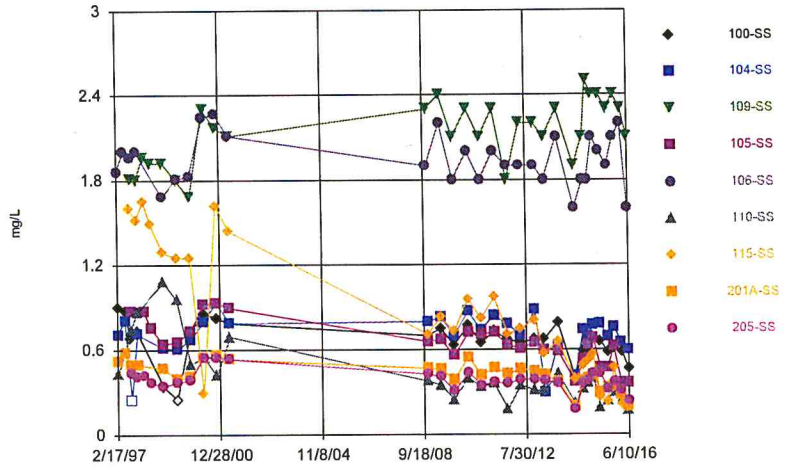

Constituent: Fluoride Analysis Run 8/3/2016 2:29 PM
Bridgeton LF Client: RSI Data: Bridgeton LF

Sanitas™ v.9.5.26 Software licensed to Jett Environmental Consulting, UG

Time Series

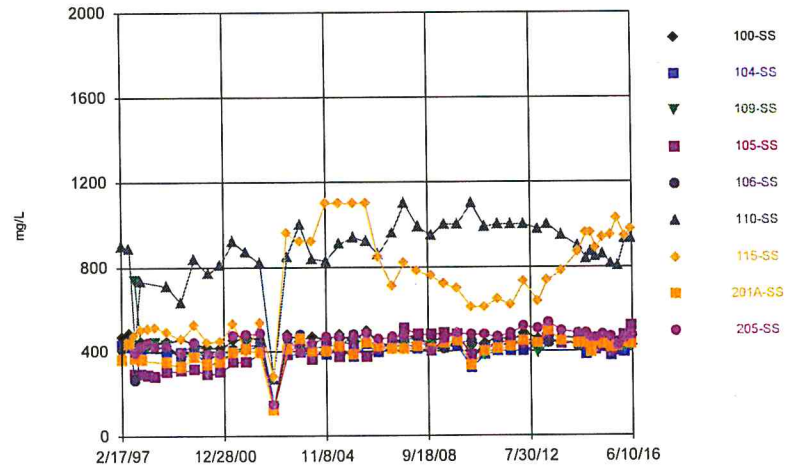

Constituent: Hardness Total Analysis Run 8/3/2016 2:29 PM
Bridgeton LF Client: RSI Data: Bridgeton LF

Sanitas™ v.9.5.26 Software licensed to Jett Environmental Consulting, UG
Hollow symbols indicate censored values.

Time Series

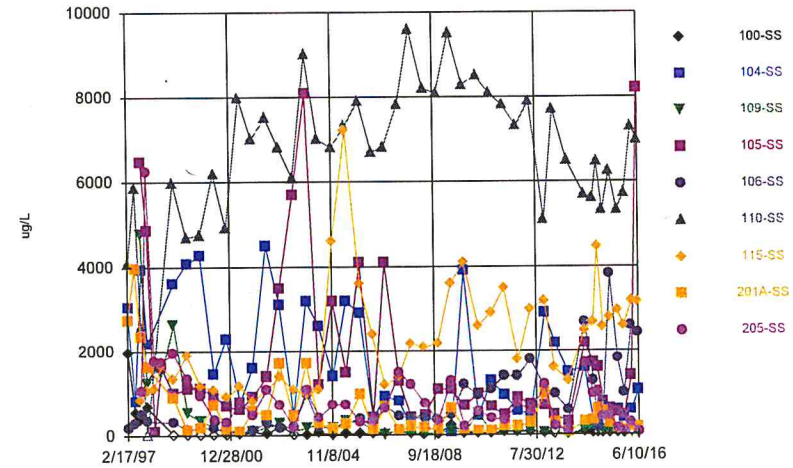

Constituent: Iron Total Analysis Run 8/3/2016 2:29 PM
Bridgeton LF Client: RSI Data: Bridgeton LF

Sanitas™ v.9.5.26 Software licensed to Jett Environmental Consulting, UG
Hollow symbols indicate censored values.

Time Series

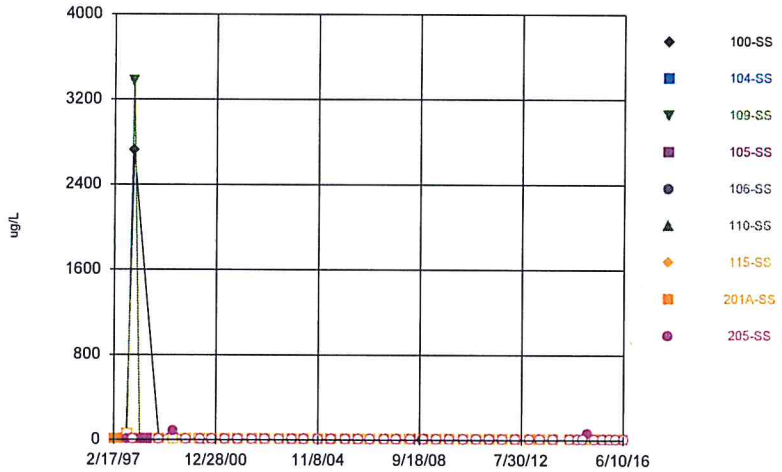

Constituent: Lead Total Analysis Run 8/3/2016 2:29 PM
Bridgeton LF Client: RSI Data: Bridgeton LF

Sanitas™ v.9.5.26 Software licensed to Jett Environmental Consulting, UG

Time Series

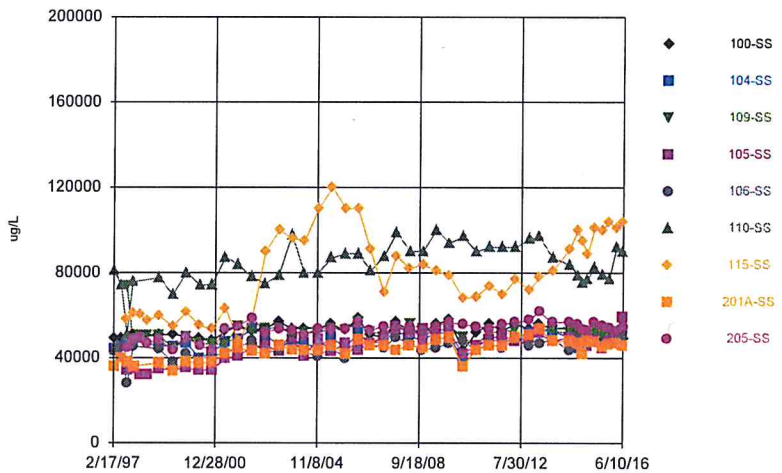

Constituent: Magnesium Total Analysis Run 8/3/2016 2:29 PM
Bridgeton LF Client: RSI Data: Bridgeton LF

Sanitas™ v.9.5.26 Software licensed to Jett Environmental Consulting, UG
Hollow symbols indicate censored values.

Time Series

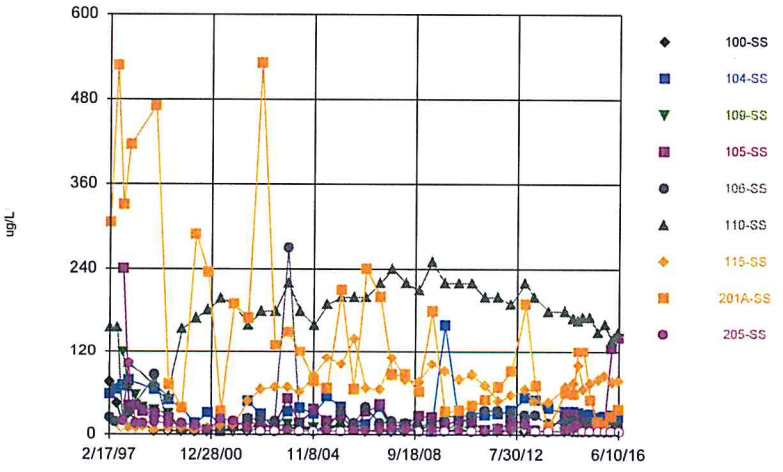

Constituent: Manganese Total Analysis Run 8/3/2016 2:29 PM
Bridgeton LF Client: RSI Data: Bridgeton LF

Sanitas™ v.9.5.26 Software licensed to Jett Environmental Consulting, UG
Hollow symbols indicate censored values.

Time Series

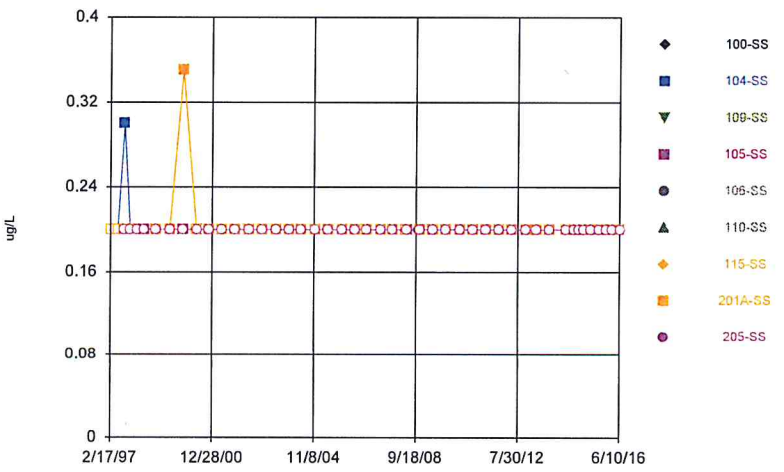

Constituent: Mercury Total Analysis Run 8/3/2016 2:29 PM
Bridgeton LF Client: RSI Data: Bridgeton LF

Sanitas™ v.9.5.26 Software licensed to Jett Environmental Consulting, UG
Hollow symbols indicate censored values.

Time Series

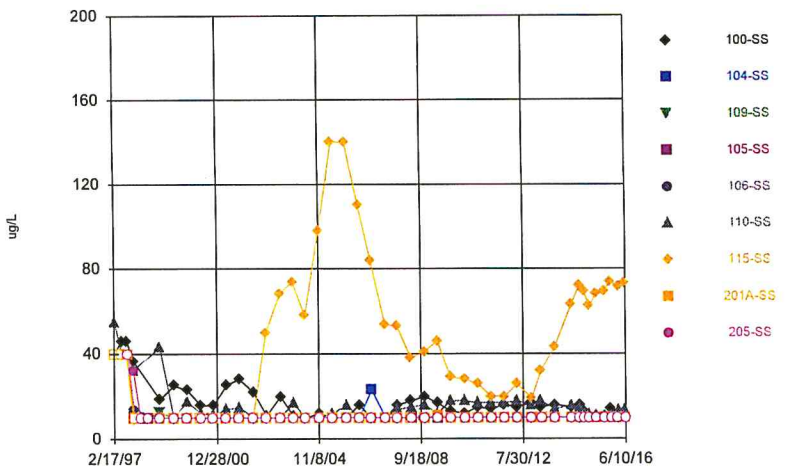

Constituent: Nickel Total Analysis Run 8/3/2016 2:29 PM
Bridgeton LF Client: RSI Data: Bridgeton LF

Sanitas™ v.9.5.26 Software licensed to Jett Environmental Consulting, UG
Hollow symbols indicate censored values.

Time Series

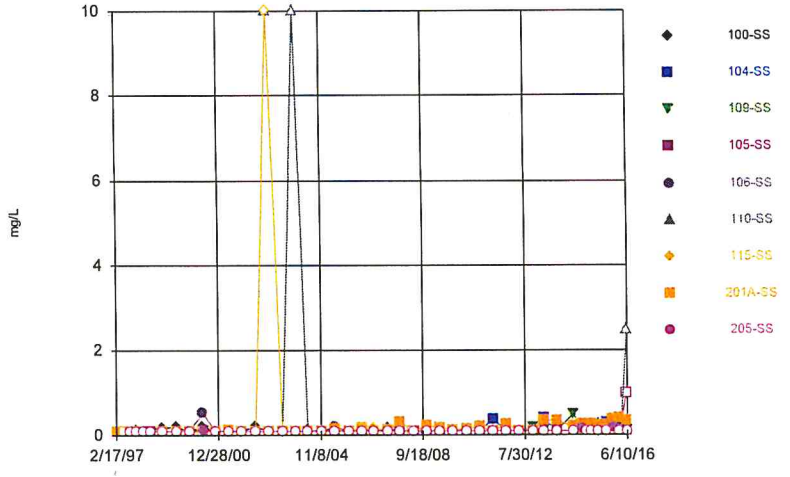

Constituent: Nitrate/Nitrite Analysis Run 8/3/2016 2:29 PM
Bridgeton LF Client: RSI Data: Bridgeton LF

Sanitas™ v.9.5.26 Software licensed to Jett Environmental Consulting, UG

Time Series

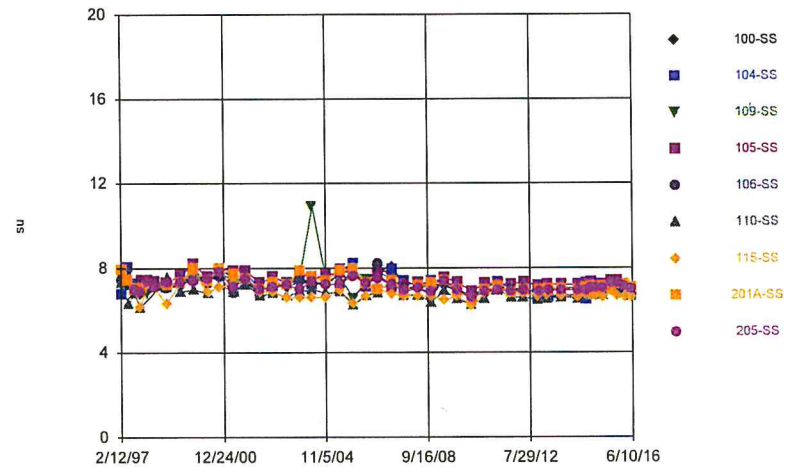

Constituent: pH [Field] Analysis Run 8/3/2016 2:29 PM
Bridgeton LF Client: RSI Data: Bridgeton LF

Sanitas™ v.9.5.26 Software licensed to Jett Environmental Consulting, UG
Hollow symbols indicate censored values.

Time Series

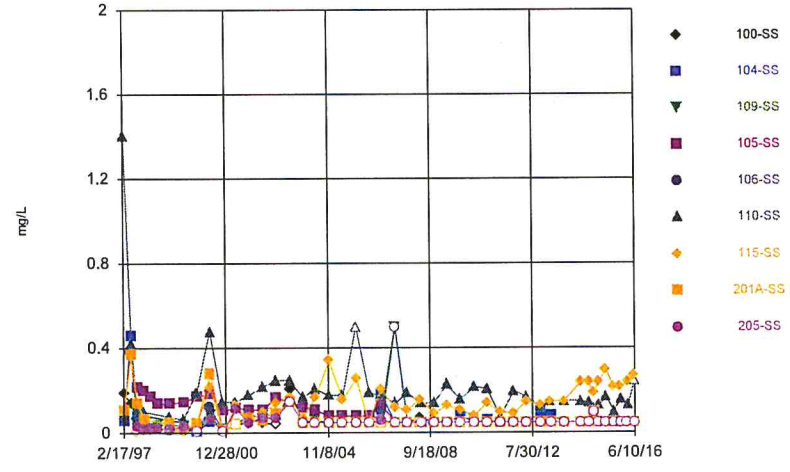

Constituent: Phosphorus Total Analysis Run 8/3/2016 2:29 PM
Bridgeton LF Client: RSI Data: Bridgeton LF

Sanitas™ v.9.5.26 Software licensed to Jett Environmental Consulting, UG
Hollow symbols indicate censored values.

Time Series

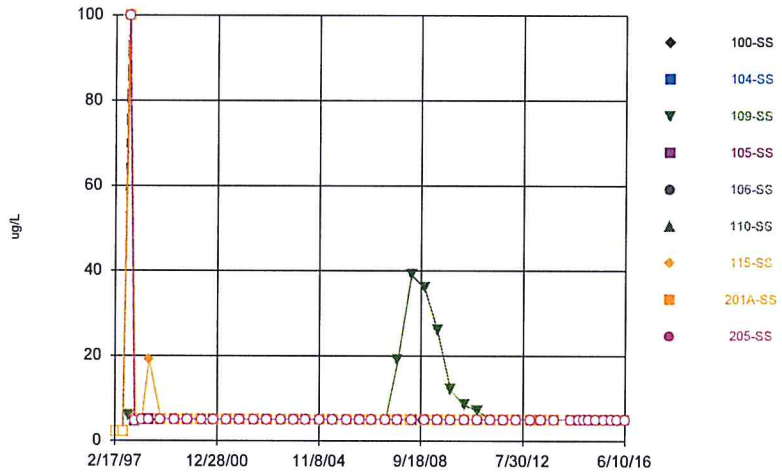

Constituent: Selenium Total Analysis Run 8/3/2016 2:29 PM
Bridgeton LF Client: RSI Data: Bridgeton LF

Sanitas™ v.9.5.26 Software licensed to Jett Environmental Consulting, UG
Hollow symbols indicate censored values.

Time Series

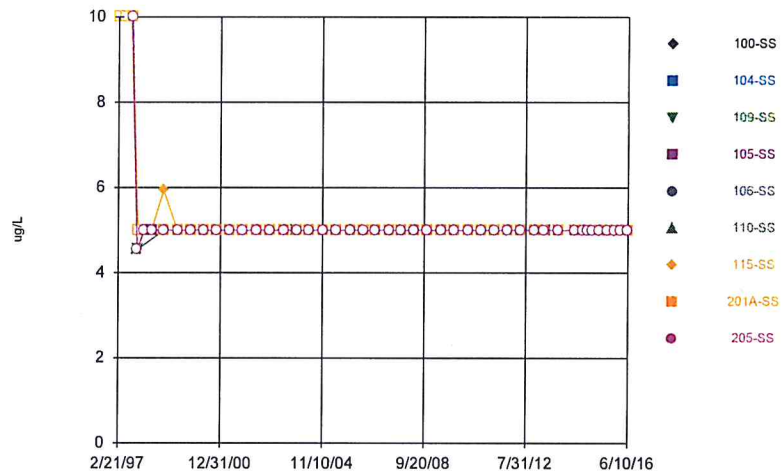

Constituent: Silver Total Analysis Run 8/3/2016 2:29 PM
Bridgeton LF Client: RSI Data: Bridgeton LF

Sanitas™ v.9.5.26 Software licensed to Jett Environmental Consulting, UG

Time Series

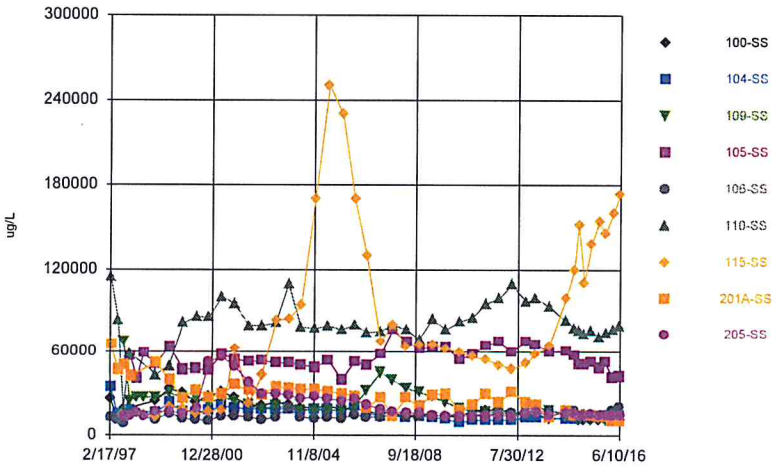

Constituent: Sodium Total Analysis Run 8/3/2016 2:29 PM
Bridgeton LF Client: RSI Data: Bridgeton LF

Sanitas™ v.9.5.26 Software licensed to Jett Environmental Consulting, UG

Time Series

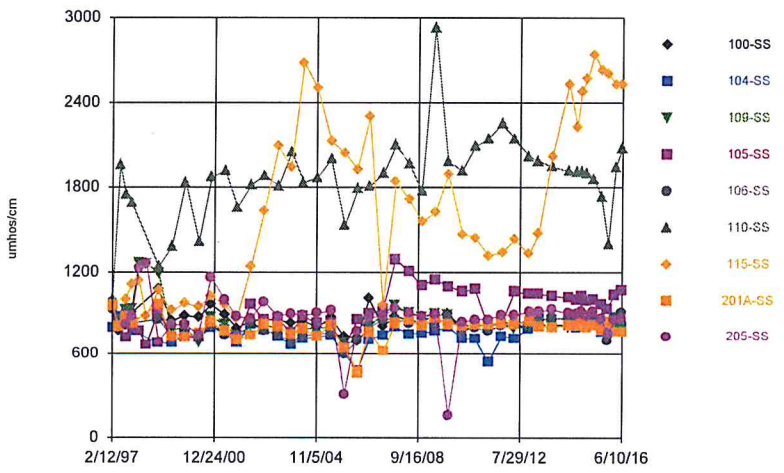

Constituent: Specific Conductance [Field] Analysis Run 8/3/2016 2:29 PM
Bridgeton LF Client: RSI Data: Bridgeton LF

Sanitas™ v.9.5.26 Software licensed to Jett Environmental Consulting. UG
Hollow symbols indicate censored values.

Time Series

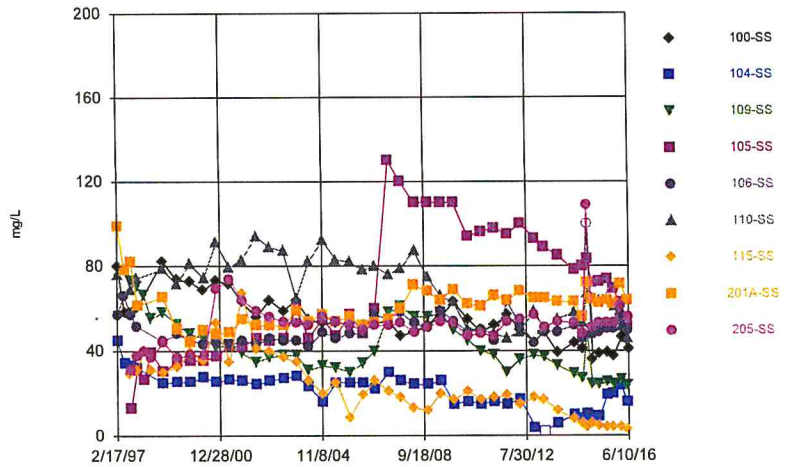

Constituent: Sulfate Analysis Run 8/3/2016 2:29 PM
Bridgeton LF Client: RSI Data: Bridgeton LF

Sanitas™ v.9.5.26 Software licensed to Jett Environmental Consulting. UG
Hollow symbols indicate censored values.

Time Series

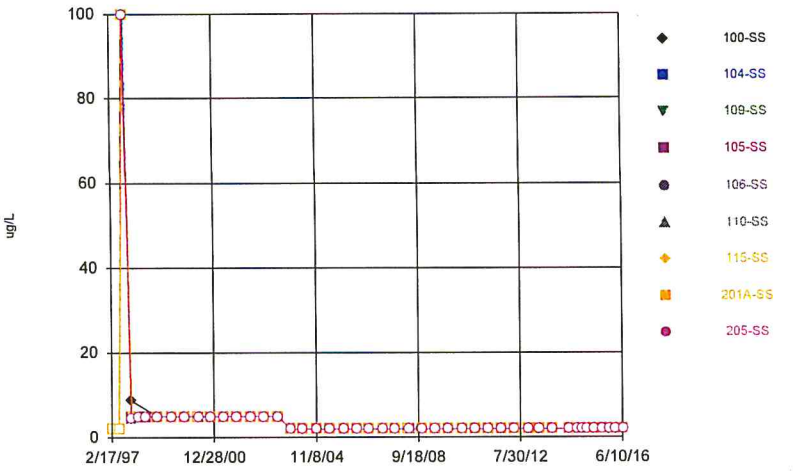

Constituent: Thallium Total Analysis Run 8/3/2016 2:29 PM
Bridgeton LF Client: RSI Data: Bridgeton LF

Sanitas™ v.9.5.26 Software licensed to Jett Environmental Consulting. UG

Time Series

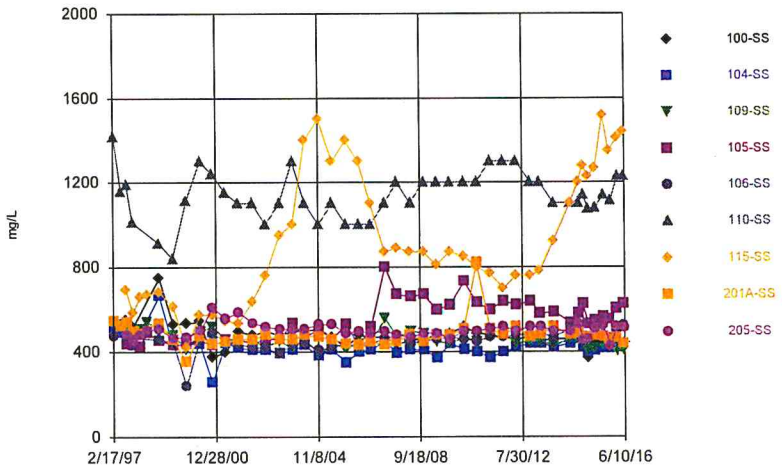

Constituent: Total Dissolved Solids [TDS] Analysis Run 8/3/2016 2:29 PM
Bridgeton LF Client: RSI Data: Bridgeton LF

Sanitas™ v.9.5.26 Software licensed to Jett Environmental Consulting. UG
Hollow symbols indicate censored values.

Time Series

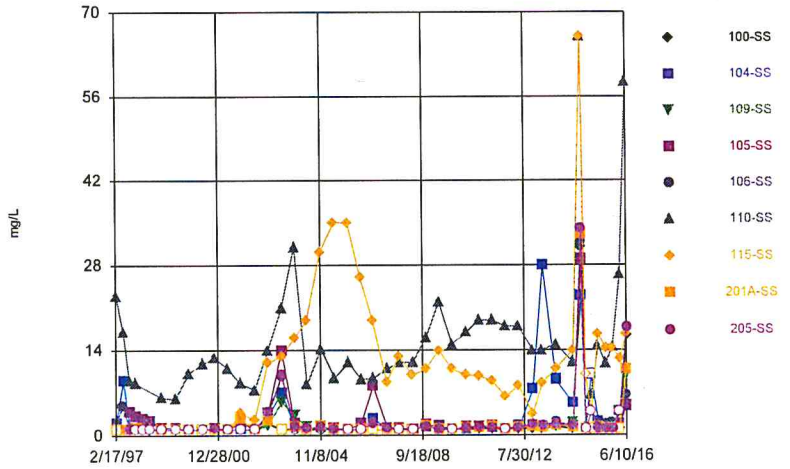

Constituent: Total Organic Carbon [TOC] Analysis Run 8/3/2016 2:29 PM
Bridgeton LF Client: RSI Data: Bridgeton LF

Sanitas™ v.9.5.26 Software licensed to Jett Environmental Consulting, UG
Hollow symbols indicate censored values.

Time Series

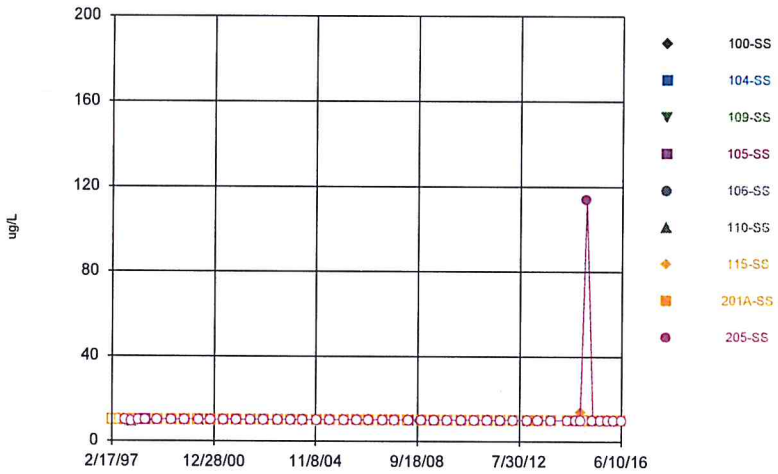

Constituent: Vanadium Total Analysis Run 8/3/2016 2:29 PM
Bridgeton LF Client: RSI Data: Bridgeton LF

Sanitas™ v.9.5.26 Software licensed to Jett Environmental Consulting, UG
Hollow symbols indicate censored values.

Time Series

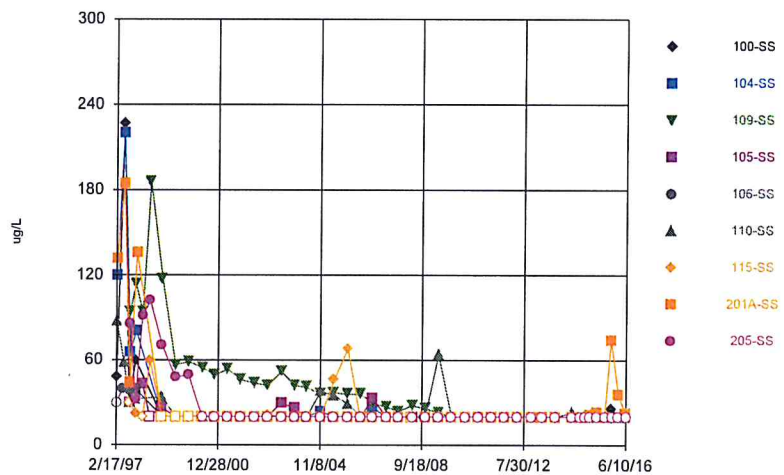

Constituent: Zinc Total Analysis Run 8/3/2016 2:29 PM
Bridgeton LF Client: RSI Data: Bridgeton LF

Sanitas™ v.9.5.26 Software licensed to Jett Environmental Consulting. UG
Hollow symbols indicate censored values.

Time Series

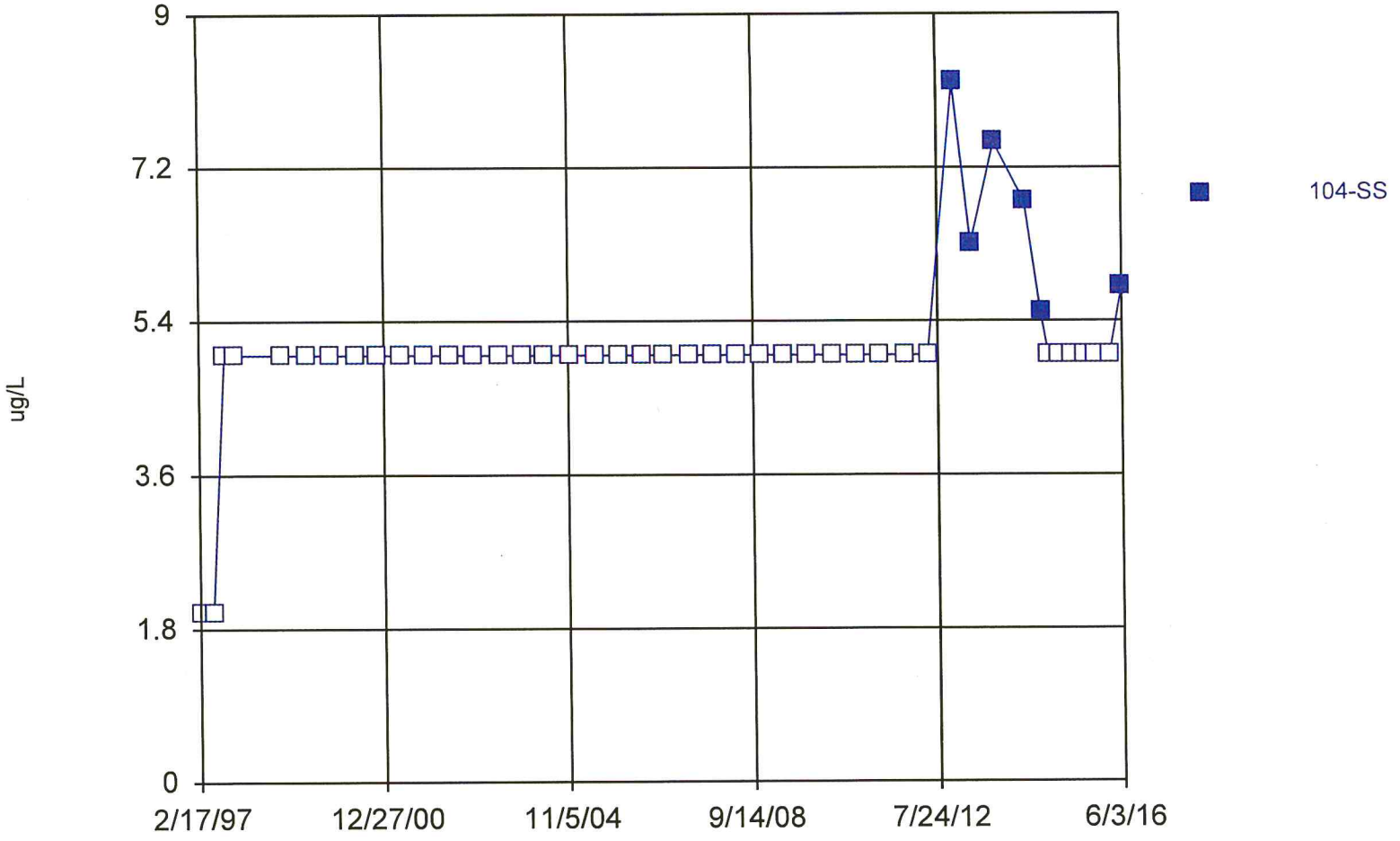

Constituent: 14-Dichlorobenzene Analysis Run 8/3/2016 10:27 PM

Bridgeton LF Client: RSI Data: Bridgeton LF

Sanitas™ v.9.5.26 Software licensed to Jett Environmental Consulting. UG
Hollow symbols indicate censored values.

Time Series

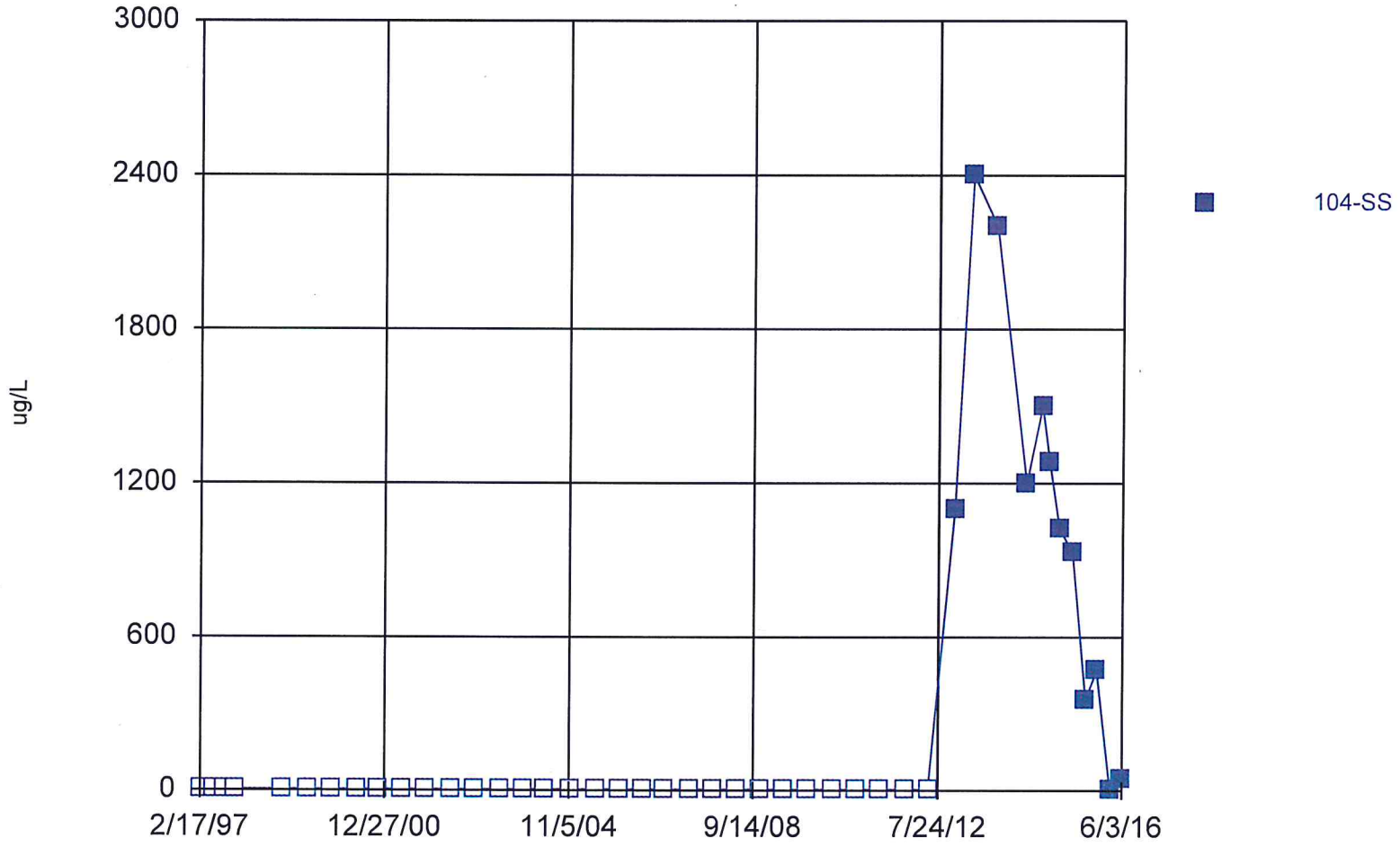

Constituent: Benzene Analysis Run 8/3/2016 10:27 PM
Bridgeton LF Client: RSI Data: Bridgeton LF

Sanitas™ v.9.5.26 Software licensed to Jett Environmental Consulting. UG
Hollow symbols indicate censored values.

Time Series

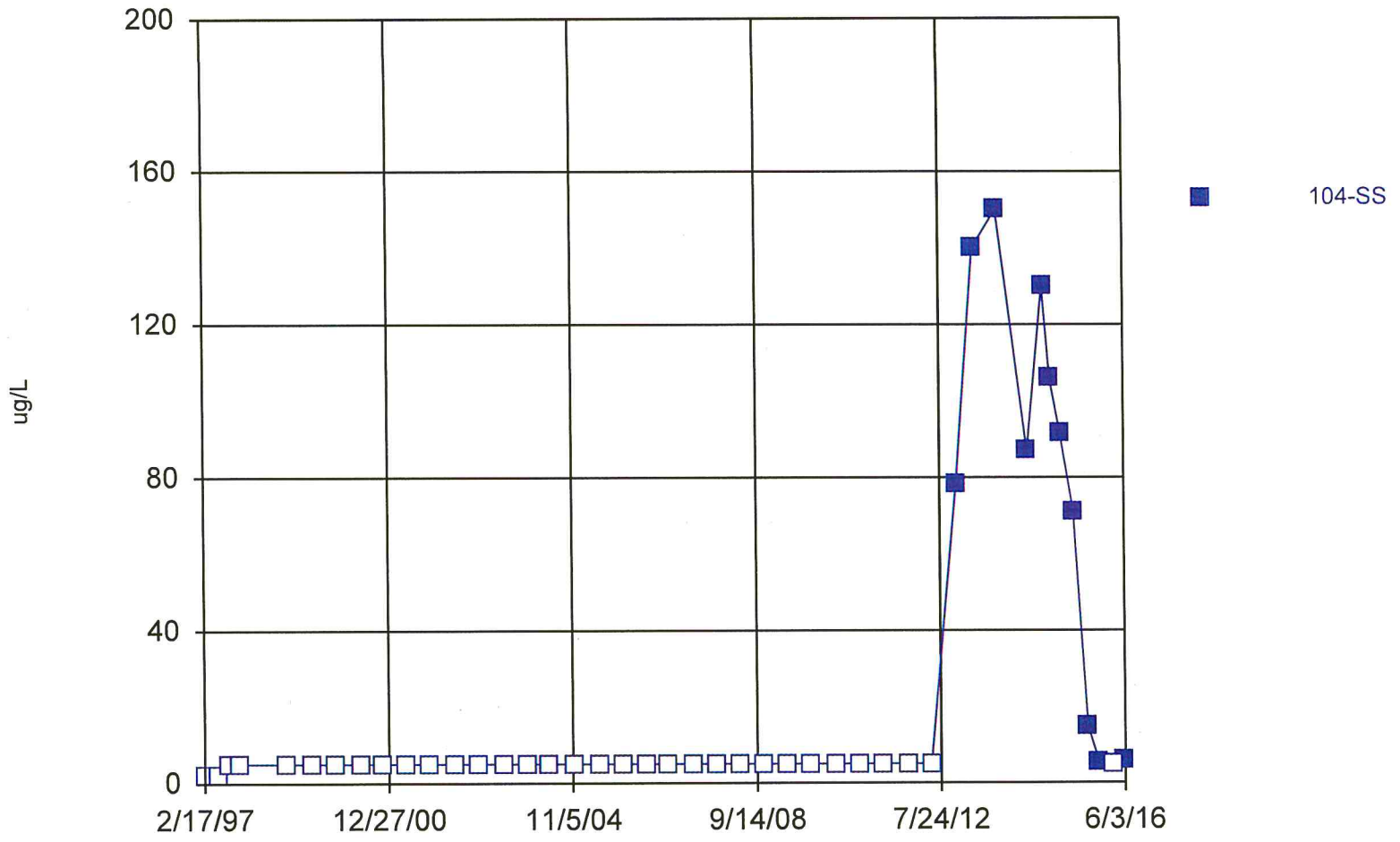

Constituent: Toluene Analysis Run 8/3/2016 10:27 PM

Bridgeton LF Client: RSI Data: Bridgeton LF

Sanitas™ v.9.5.26 Software licensed to Jett Environmental Consulting. UG
Hollow symbols indicate censored values.

Time Series

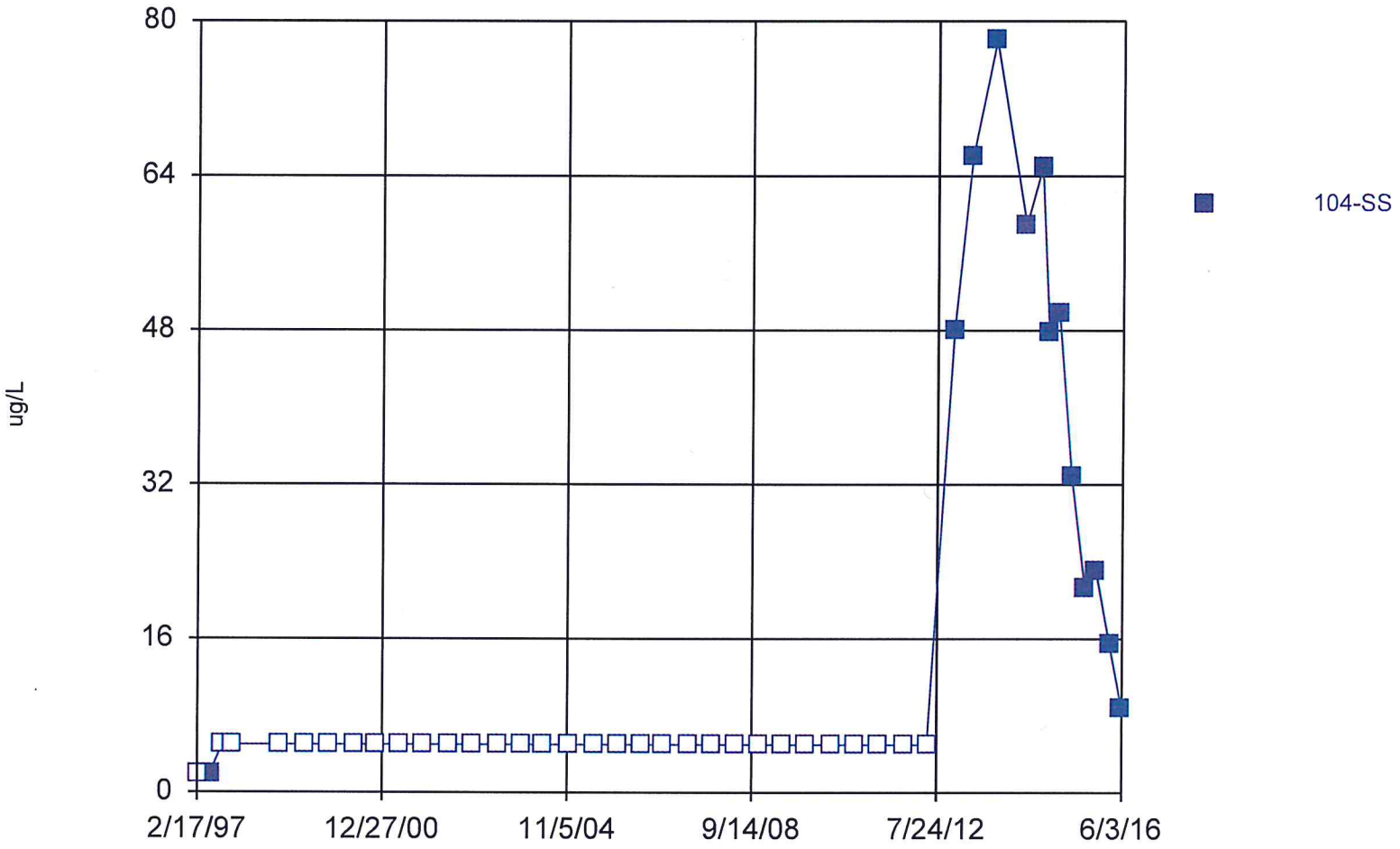

Constituent: Xylenes Total Analysis Run 8/3/2016 10:27 PM

Bridgeton LF Client: RSI Data: Bridgeton LF

Sanitas™ v.9.5.26 Software licensed to Jett Environmental Consulting. UG
Hollow symbols indicate censored values.

Time Series

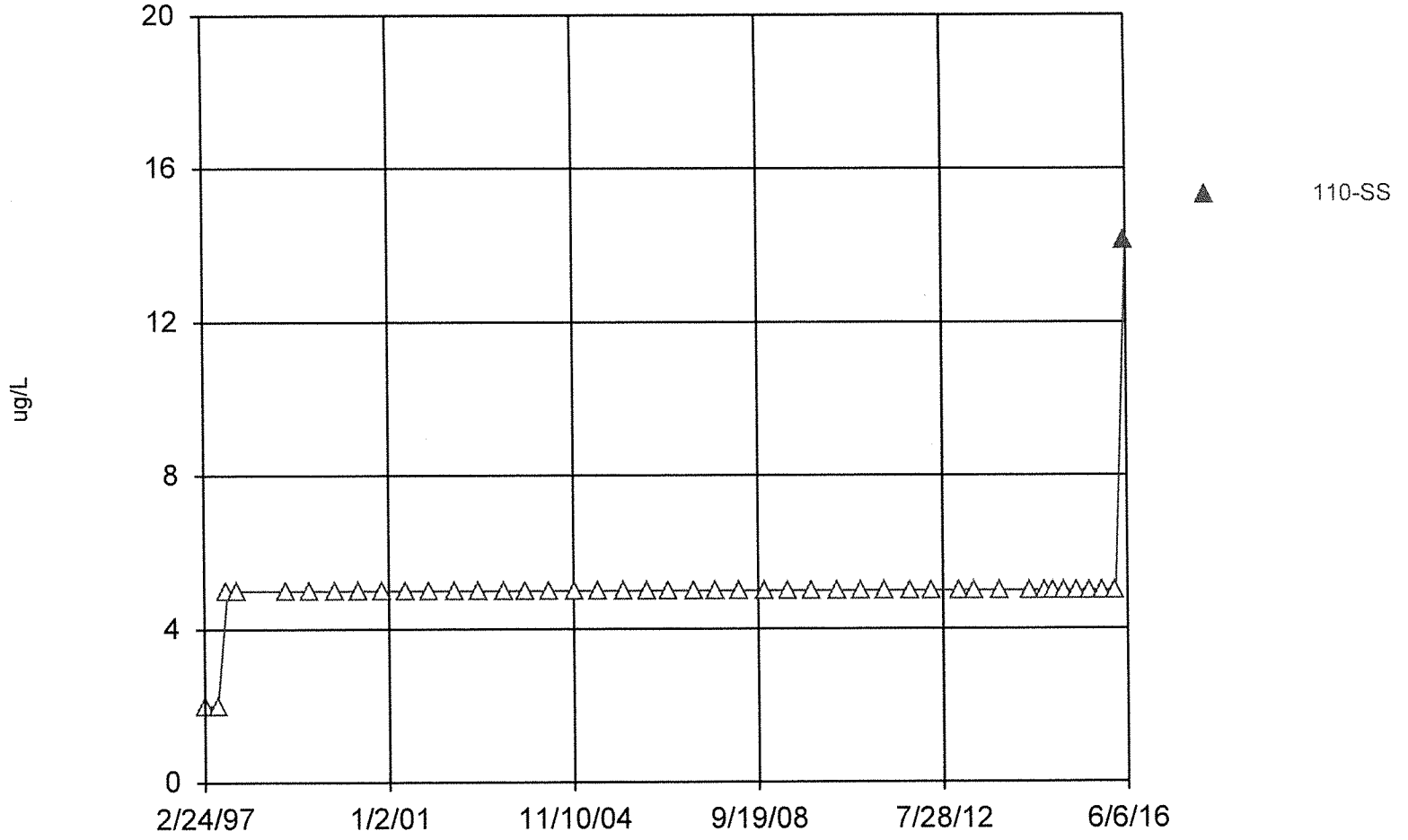

Constituent: Benzene Analysis Run 8/3/2016 10:28 PM

Bridgeton LF Client: RSI Data: Bridgeton LF

APPENDIX E
STATISTICAL EVALUATIONS
SALEM FORMATION

TREND EVALUATION OF BACKGROUND DATA

Trend Test

Bridgeton LF Client: RSI Data: BRIDGETON Printed 1/7/2016, 1:20 PM

Constituent	Well	Slope	Calc.	Critical	Sig.	N	%NDs	Normality	Xform	Alpha	Method
Ammonia as N (mg/L)	100-SD (bg)	-0.00...	-131	-201	No	40	2.5	n/a	n/a	0.02	NP
Ammonia as N (mg/L)	104-SD (bg)	0.01592	150	201	No	40	32.5	n/a	n/a	0.02	NP
Ammonia as N (mg/L)	**106-SD (bg)**	**0.02107**	**403**	**201**	**Yes**	**40**	**40**	**n/a**	**n/a**	**0.02**	**NP**
Ammonia as N (mg/L)	111-SD (bg)	0	-65	-201	No	40	82.5	n/a	n/a	0.02	NP
Antimony Total (ug/L)	100-SD (bg)	0	47	201	No	40	100	n/a	n/a	0.02	NP
Antimony Total (ug/L)	104-SD (bg)	0	42	201	No	40	100	n/a	n/a	0.02	NP
Antimony Total (ug/L)	106-SD (bg)	0	42	201	No	40	100	n/a	n/a	0.02	NP
Antimony Total (ug/L)	111-SD (bg)	0	11	201	No	40	100	n/a	n/a	0.02	NP
Arsenic Total (ug/L)	100-SD (bg)	0	-12	-201	No	40	90	n/a	n/a	0.02	NP
Arsenic Total (ug/L)	**104-SD (bg)**	**0**	**341**	**201**	**Yes**	**40**	**82.5**	**n/a**	**n/a**	**0.02**	**NP**
Arsenic Total (ug/L)	106-SD (bg)	0	31	201	No	40	77.5	n/a	n/a	0.02	NP
Arsenic Total (ug/L)	111-SD (bg)	0	114	201	No	40	97.5	n/a	n/a	0.02	NP
Barium Total (ug/L)	100-SD (bg)	0.9366	131	201	No	40	0	n/a	n/a	0.02	NP
Barium Total (ug/L)	**104-SD (bg)**	**9.667**	**437**	**201**	**Yes**	**40**	**0**	**n/a**	**n/a**	**0.02**	**NP**
Barium Total (ug/L)	**106-SD (bg)**	**4.028**	**455**	**201**	**Yes**	**40**	**0**	**n/a**	**n/a**	**0.02**	**NP**
Barium Total (ug/L)	**111-SD (bg)**	**0.5406**	**269**	**201**	**Yes**	**40**	**0**	**n/a**	**n/a**	**0.02**	**NP**
Beryllium Total (ug/L)	100-SD (bg)	0	17	201	No	40	97.5	n/a	n/a	0.02	NP
Beryllium Total (ug/L)	104-SD (bg)	0	112	201	No	40	100	n/a	n/a	0.02	NP
Beryllium Total (ug/L)	106-SD (bg)	0	112	201	No	40	100	n/a	n/a	0.02	NP
Beryllium Total (ug/L)	111-SD (bg)	0	81	201	No	40	100	n/a	n/a	0.02	NP
Boron Total (ug/L)	100-SD (bg)	0	-27	-201	No	40	100	n/a	n/a	0.02	NP
Boron Total (ug/L)	**104-SD (bg)**	**0**	**283**	**201**	**Yes**	**40**	**75**	**n/a**	**n/a**	**0.02**	**NP**
Boron Total (ug/L)	106-SD (bg)	0	154	201	No	40	85	n/a	n/a	0.02	NP
Boron Total (ug/L)	111-SD (bg)	0	-61	-201	No	40	97.5	n/a	n/a	0.02	NP
Cadmium Total (ug/L)	100-SD (bg)	0	-66	-201	No	40	97.5	n/a	n/a	0.02	NP
Cadmium Total (ug/L)	104-SD (bg)	0	-12	-201	No	40	100	n/a	n/a	0.02	NP
Cadmium Total (ug/L)	106-SD (bg)	0	34	201	No	40	97.5	n/a	n/a	0.02	NP
Cadmium Total (ug/L)	111-SD (bg)	0	-35	-201	No	40	100	n/a	n/a	0.02	NP
Calcium Total (ug/L)	100-SD (bg)	-199.7	-173	-201	No	40	0	n/a	n/a	0.02	NP
Calcium Total (ug/L)	104-SD (bg)	275	179	201	No	40	0	n/a	n/a	0.02	NP
Calcium Total (ug/L)	**106-SD (bg)**	**963.8**	**234**	**201**	**Yes**	**40**	**0**	**n/a**	**n/a**	**0.02**	**NP**
Calcium Total (ug/L)	111-SD (bg)	0	-1	-201	No	40	0	n/a	n/a	0.02	NP
Chemical Oxygen Demand [COD] (m...	**100-SD (bg)**	**0**	**-356**	**-201**	**Yes**	**40**	**92.5**	**n/a**	**n/a**	**0.02**	**NP**
Chemical Oxygen Demand [COD] (m...	**104-SD (bg)**	**1.603**	**366**	**201**	**Yes**	**40**	**62.5**	**n/a**	**n/a**	**0.02**	**NP**
Chemical Oxygen Demand [COD] (m...	106-SD (bg)	0	123	201	No	40	75	n/a	n/a	0.02	NP
Chemical Oxygen Demand [COD] (m...	**111-SD (bg)**	**0**	**-366**	**-201**	**Yes**	**40**	**95**	**n/a**	**n/a**	**0.02**	**NP**
Chloride (mg/L)	100-SD (bg)	0	31	201	No	40	90	n/a	n/a	0.02	NP
Chloride (mg/L)	**104-SD (bg)**	**7.593**	**494**	**201**	**Yes**	**40**	**0**	**n/a**	**n/a**	**0.02**	**NP**
Chloride (mg/L)	**106-SD (bg)**	**-0.5238**	**-243**	**-201**	**Yes**	**40**	**0**	**n/a**	**n/a**	**0.02**	**NP**
Chloride (mg/L)	**111-SD (bg)**	**-0.3646**	**-583**	**-201**	**Yes**	**40**	**0**	**n/a**	**n/a**	**0.02**	**NP**
Chromium Total (ug/L)	100-SD (bg)	0	-201	-201	No	40	90	n/a	n/a	0.02	NP
Chromium Total (ug/L)	104-SD (bg)	0	126	201	No	40	82.5	n/a	n/a	0.02	NP
Chromium Total (ug/L)	106-SD (bg)	0	24	201	No	40	82.5	n/a	n/a	0.02	NP
Chromium Total (ug/L)	111-SD (bg)	0	-113	-201	No	40	95	n/a	n/a	0.02	NP
Cobalt Total (ug/L)	100-SD (bg)	0	-101	-201	No	40	100	n/a	n/a	0.02	NP
Cobalt Total (ug/L)	104-SD (bg)	0	-87	-201	No	40	97.5	n/a	n/a	0.02	NP
Cobalt Total (ug/L)	106-SD (bg)	0	-5	-201	No	40	90	n/a	n/a	0.02	NP
Cobalt Total (ug/L)	111-SD (bg)	0	-135	-201	No	40	100	n/a	n/a	0.02	NP
Copper Total (ug/L)	100-SD (bg)	0	-101	-201	No	40	100	n/a	n/a	0.02	NP
Copper Total (ug/L)	104-SD (bg)	0	-37	-201	No	40	95	n/a	n/a	0.02	NP

Trend Test

Bridgeton LF Client: RSI Data: BRIDGETON Printed 1/7/2016, 1:20 PM

Constituent	Well	Slope	Calc.	Critical	Sig.	N	%NDs	Normality	Xform	Alpha	Method
Copper Total (ug/L)	106-SD (bg)	0	-59	-201	No	40	95	n/a	n/a	0.02	NP
Copper Total (ug/L)	111-SD (bg)	0	-170	-201	No	40	95	n/a	n/a	0.02	NP
Fluoride (mg/L)	100-SD (bg)	0	-24	-186	No	38	0	n/a	n/a	0.02	NP
Fluoride (mg/L)	104-SD (bg)	-0.00...	-133	-186	No	38	5.263	n/a	n/a	0.02	NP
Fluoride (mg/L)	106-SD (bg)	0.009986	129	186	No	38	2.632	n/a	n/a	0.02	NP
Fluoride (mg/L)	111-SD (bg)	0.000...	76	186	No	38	0	n/a	n/a	0.02	NP
Hardness Total (mg/L)	100-SD (bg)	0	-54	-201	No	40	0	n/a	n/a	0.02	NP
Hardness Total (mg/L)	**104-SD (bg)**	**3.617**	**289**	**201**	**Yes**	**40**	**0**	**n/a**	**n/a**	**0.02**	**NP**
Hardness Total (mg/L)	**106-SD (bg)**	**5.378**	**273**	**201**	**Yes**	**40**	**0**	**n/a**	**n/a**	**0.02**	**NP**
Hardness Total (mg/L)	111-SD (bg)	0	5	201	No	40	0	n/a	n/a	0.02	NP
Iron Total (ug/L)	**100-SD (bg)**	**-43.81**	**-299**	**-201**	**Yes**	**40**	**0**	**n/a**	**n/a**	**0.02**	**NP**
Iron Total (ug/L)	104-SD (bg)	96.79	157	201	No	40	0	n/a	n/a	0.02	NP
Iron Total (ug/L)	**106-SD (bg)**	**133.3**	**256**	**201**	**Yes**	**40**	**0**	**n/a**	**n/a**	**0.02**	**NP**
Iron Total (ug/L)	111-SD (bg)	-44.22	-199	-201	No	40	0	n/a	n/a	0.02	NP
Lead Total (ug/L)	100-SD (bg)	0	47	201	No	40	100	n/a	n/a	0.02	NP
Lead Total (ug/L)	104-SD (bg)	0	42	201	No	40	100	n/a	n/a	0.02	NP
Lead Total (ug/L)	106-SD (bg)	0	96	201	No	40	97.5	n/a	n/a	0.02	NP
Lead Total (ug/L)	111-SD (bg)	0	11	201	No	40	100	n/a	n/a	0.02	NP
Magnesium Total (ug/L)	100-SD (bg)	3.08	70	201	No	40	0	n/a	n/a	0.02	NP
Magnesium Total (ug/L)	**104-SD (bg)**	**595.7**	**376**	**201**	**Yes**	**40**	**0**	**n/a**	**n/a**	**0.02**	**NP**
Magnesium Total (ug/L)	**106-SD (bg)**	**446.9**	**249**	**201**	**Yes**	**40**	**0**	**n/a**	**n/a**	**0.02**	**NP**
Magnesium Total (ug/L)	111-SD (bg)	-31.99	-67	-201	No	40	0	n/a	n/a	0.02	NP
Manganese Total (ug/L)	**100-SD (bg)**	**-6.669**	**-667**	**-201**	**Yes**	**40**	**0**	**n/a**	**n/a**	**0.02**	**NP**
Manganese Total (ug/L)	104-SD (bg)	1.929	171	201	No	40	0	n/a	n/a	0.02	NP
Manganese Total (ug/L)	106-SD (bg)	-2.705	-60	-201	No	40	0	n/a	n/a	0.02	NP
Manganese Total (ug/L)	**111-SD (bg)**	**-0.7201**	**-457**	**-201**	**Yes**	**40**	**45**	**n/a**	**n/a**	**0.02**	**NP**
Mercury Total (ug/L)	100-SD (bg)	0	-27	-201	No	40	100	n/a	n/a	0.02	NP
Mercury Total (ug/L)	104-SD (bg)	0	-27	-201	No	40	100	n/a	n/a	0.02	NP
Mercury Total (ug/L)	106-SD (bg)	0	-27	-201	No	40	100	n/a	n/a	0.02	NP
Mercury Total (ug/L)	111-SD (bg)	0	-27	-201	No	40	100	n/a	n/a	0.02	NP
Nickel Total (ug/L)	100-SD (bg)	0	-101	-201	No	40	100	n/a	n/a	0.02	NP
Nickel Total (ug/L)	104-SD (bg)	0	198	201	No	40	75	n/a	n/a	0.02	NP
Nickel Total (ug/L)	106-SD (bg)	0	15	201	No	40	90	n/a	n/a	0.02	NP
Nickel Total (ug/L)	111-SD (bg)	0	-135	-201	No	40	100	n/a	n/a	0.02	NP
Nitrate/Nitrite (mg/L)	100-SD (bg)	0	-27	-201	No	40	100	n/a	n/a	0.02	NP
Nitrate/Nitrite (mg/L)	104-SD (bg)	0	-8	-201	No	40	95	n/a	n/a	0.02	NP
Nitrate/Nitrite (mg/L)	106-SD (bg)	0	-63	-201	No	40	97.5	n/a	n/a	0.02	NP
Nitrate/Nitrite (mg/L)	111-SD (bg)	0	15	201	No	40	90	n/a	n/a	0.02	NP
pH [Field] (su)	100-SD (bg)	-0.01949	-136	-201	No	40	0	n/a	n/a	0.02	NP
pH [Field] (su)	**104-SD (bg)**	**-0.04514**	**-318**	**-201**	**Yes**	**40**	**0**	**n/a**	**n/a**	**0.02**	**NP**
pH [Field] (su)	**106-SD (bg)**	**-0.03461**	**-354**	**-201**	**Yes**	**40**	**0**	**n/a**	**n/a**	**0.02**	**NP**
pH [Field] (su)	111-SD (bg)	-0.01585	-138	-201	No	40	0	n/a	n/a	0.02	NP
Phosphorus Total (mg/L)	**100-SD (bg)**	**-0.00...**	**-354**	**-201**	**Yes**	**40**	**65**	**n/a**	**n/a**	**0.02**	**NP**
Phosphorus Total (mg/L)	104-SD (bg)	0	116	201	No	40	47.5	n/a	n/a	0.02	NP
Phosphorus Total (mg/L)	106-SD (bg)	0.004108	185	201	No	40	15	n/a	n/a	0.02	NP
Phosphorus Total (mg/L)	111-SD (bg)	0	3	201	No	40	72.5	n/a	n/a	0.02	NP
Selenium Total (ug/L)	100-SD (bg)	0	47	201	No	40	100	n/a	n/a	0.02	NP
Selenium Total (ug/L)	104-SD (bg)	0	42	201	No	40	100	n/a	n/a	0.02	NP
Selenium Total (ug/L)	106-SD (bg)	0	74	201	No	40	97.5	n/a	n/a	0.02	NP
Selenium Total (ug/L)	111-SD (bg)	0	11	201	No	40	100	n/a	n/a	0.02	NP

Trend Test

Bridgeton LF Client: RSI Data: BRIDGETON Printed 1/7/2016, 1:20 PM

Constituent	Well	Slope	Calc.	Critical	Sig.	N	%NDs	Normality	Xform	Alpha	Method
Silver Total (ug/L)	100-SD (bg)	0	-25	-186	No	38	100	n/a	n/a	0.02	NP
Silver Total (ug/L)	104-SD (bg)	0	-28	-186	No	38	100	n/a	n/a	0.02	NP
Silver Total (ug/L)	106-SD (bg)	0	-63	-194	No	39	100	n/a	n/a	0.02	NP
Silver Total (ug/L)	111-SD (bg)	0	-98	-194	No	39	100	n/a	n/a	0.02	NP
Sodium Total (ug/L)	**100-SD (bg)**	**-253.5**	**-546**	**-201**	**Yes**	**40**	**0**	**n/a**	**n/a**	**0.02**	**NP**
Sodium Total (ug/L)	**104-SD (bg)**	**3202**	**597**	**201**	**Yes**	**40**	**0**	**n/a**	**n/a**	**0.02**	**NP**
Sodium Total (ug/L)	**106-SD (bg)**	**-1074**	**-298**	**-201**	**Yes**	**40**	**0**	**n/a**	**n/a**	**0.02**	**NP**
Sodium Total (ug/L)	111-SD (bg)	-74.78	-132	-201	No	40	0	n/a	n/a	0.02	NP
Specific Conductance [Field] (u...	100-SD (bg)	-0.9396	-91	-201	No	40	0	n/a	n/a	0.02	NP
Specific Conductance [Field] (u...	**104-SD (bg)**	**26.36**	**365**	**201**	**Yes**	**40**	**0**	**n/a**	**n/a**	**0.02**	**NP**
Specific Conductance [Field] (u...	106-SD (bg)	-4.65	-136	-201	No	40	0	n/a	n/a	0.02	NP
Specific Conductance [Field] (u...	**111-SD (bg)**	**-4.974**	**-243**	**-201**	**Yes**	**40**	**0**	**n/a**	**n/a**	**0.02**	**NP**
Sulfate as SO4 (mg/L)	100-SD (bg)	0	29	201	No	40	0	n/a	n/a	0.02	NP
Sulfate as SO4 (mg/L)	104-SD (bg)	-1.274	-176	-201	No	40	0	n/a	n/a	0.02	NP
Sulfate as SO4 (mg/L)	**106-SD (bg)**	**-4.359**	**-587**	**-201**	**Yes**	**40**	**2.5**	**n/a**	**n/a**	**0.02**	**NP**
Sulfate as SO4 (mg/L)	**111-SD (bg)**	**-0.7977**	**-581**	**-201**	**Yes**	**40**	**2.5**	**n/a**	**n/a**	**0.02**	**NP**
Thallium Total (ug/L)	**100-SD (bg)**	**0**	**-303**	**-201**	**Yes**	**40**	**100**	**n/a**	**n/a**	**0.02**	**NP**
Thallium Total (ug/L)	**104-SD (bg)**	**0**	**-270**	**-201**	**Yes**	**40**	**100**	**n/a**	**n/a**	**0.02**	**NP**
Thallium Total (ug/L)	**106-SD (bg)**	**0**	**-270**	**-201**	**Yes**	**40**	**100**	**n/a**	**n/a**	**0.02**	**NP**
Thallium Total (ug/L)	**111-SD (bg)**	**0**	**-314**	**-201**	**Yes**	**40**	**100**	**n/a**	**n/a**	**0.02**	**NP**
Total Dissolved Solids [TDS] (m...	**100-SD (bg)**	**-2.689**	**-301**	**-201**	**Yes**	**40**	**0**	**n/a**	**n/a**	**0.02**	**NP**
Total Dissolved Solids [TDS] (m...	**104-SD (bg)**	**16.66**	**360**	**201**	**Yes**	**40**	**0**	**n/a**	**n/a**	**0.02**	**NP**
Total Dissolved Solids [TDS] (m...	106-SD (bg)	-7.344	-193	-201	No	40	0	n/a	n/a	0.02	NP
Total Dissolved Solids [TDS] (m...	**111-SD (bg)**	**-2.784**	**-253**	**-201**	**Yes**	**40**	**0**	**n/a**	**n/a**	**0.02**	**NP**
Total Organic Carbon [TOC] (mg/L)	100-SD (bg)	0	-82	-201	No	40	32.5	n/a	n/a	0.02	NP
Total Organic Carbon [TOC] (mg/L)	**104-SD (bg)**	**0.2006**	**433**	**201**	**Yes**	**40**	**50**	**n/a**	**n/a**	**0.02**	**NP**
Total Organic Carbon [TOC] (mg/L)	**106-SD (bg)**	**0.07738**	**270**	**201**	**Yes**	**40**	**35**	**n/a**	**n/a**	**0.02**	**NP**
Total Organic Carbon [TOC] (mg/L)	111-SD (bg)	0	145	201	No	40	42.5	n/a	n/a	0.02	NP
Vanadium Total (ug/L)	100-SD (bg)	0	-27	-201	No	40	100	n/a	n/a	0.02	NP
Vanadium Total (ug/L)	104-SD (bg)	0	159	201	No	40	87.5	n/a	n/a	0.02	NP
Vanadium Total (ug/L)	106-SD (bg)	0	109	201	No	40	90	n/a	n/a	0.02	NP
Vanadium Total (ug/L)	111-SD (bg)	0	9	201	No	40	97.5	n/a	n/a	0.02	NP
Zinc Total (ug/L)	**100-SD (bg)**	**0**	**-218**	**-201**	**Yes**	**40**	**82.5**	**n/a**	**n/a**	**0.02**	**NP**
Zinc Total (ug/L)	104-SD (bg)	0	-111	-201	No	40	77.5	n/a	n/a	0.02	NP
Zinc Total (ug/L)	106-SD (bg)	0	-166	-201	No	40	80	n/a	n/a	0.02	NP
Zinc Total (ug/L)	111-SD (bg)	0	-162	-201	No	40	82.5	n/a	n/a	0.02	NP

Sanitas™ v.9.5.20 Software licensed to Jett Environmental Consulting. UG
Hollow symbols indicate censored values.

Sen's Slope Estimator

106-SD (bg)

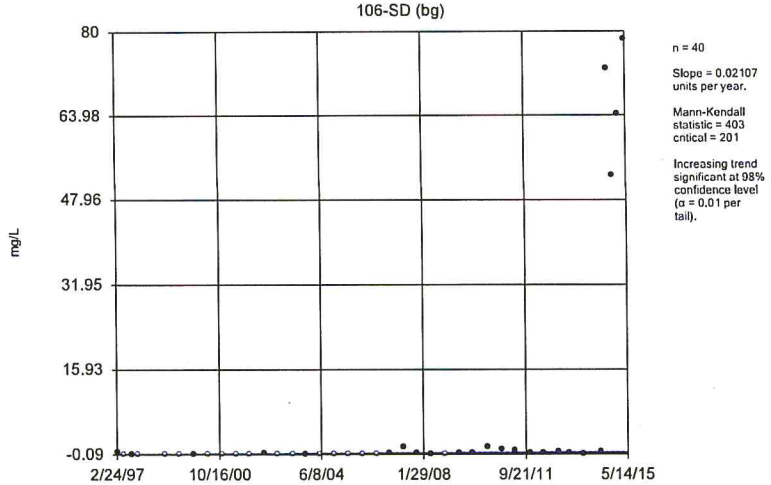

n = 40

Slope = 0.02107 units per year.

Mann-Kendall statistic = 403 critical = 201

Increasing trend significant at 98% confidence level (α = 0.01 per tail).

Constituent: Ammonia as N Analysis Run 1/7/2016 1:19 PM
Bridgeton LF Client: RSI Data: BRIDGETON

Sanitas™ v.9.5.20 Software licensed to Jett Environmental Consulting. UG
Hollow symbols indicate censored values.

Sen's Slope Estimator

104-SD (bg)

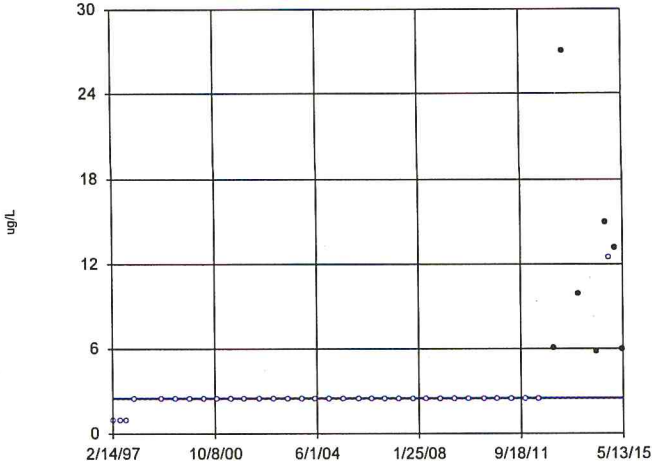

n = 40

Slope = 0 units per year.

Mann-Kendall statistic = 341 critical = 201

Increasing trend significant at 98% confidence level (α = 0.01 per tail).

Constituent: Arsenic Total Analysis Run 1/7/2016 1:19 PM
Bridgeton LF Client: RSI Data: BRIDGETON

Sanitas™ v.9.5.20 Software licensed to Jett Environmental Consulting. UG

Sen's Slope Estimator

104-SD (bg)

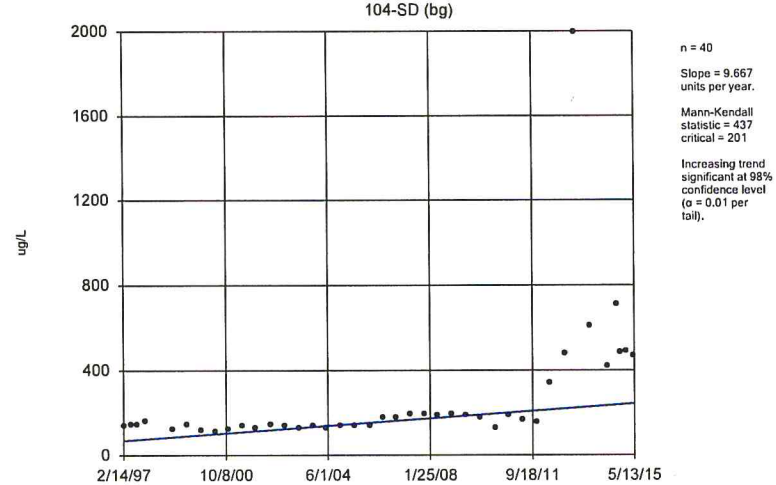

n = 40

Slope = 9.667 units per year.

Mann-Kendall statistic = 437 critical = 201

Increasing trend significant at 98% confidence level (α = 0.01 per tail).

Constituent: Barium Total Analysis Run 1/7/2016 1:19 PM
Bridgeton LF Client: RSI Data: BRIDGETON

Sanitas™ v.9.5.20 Software licensed to Jett Environmental Consulting. UG

Sen's Slope Estimator

106-SD (bg)

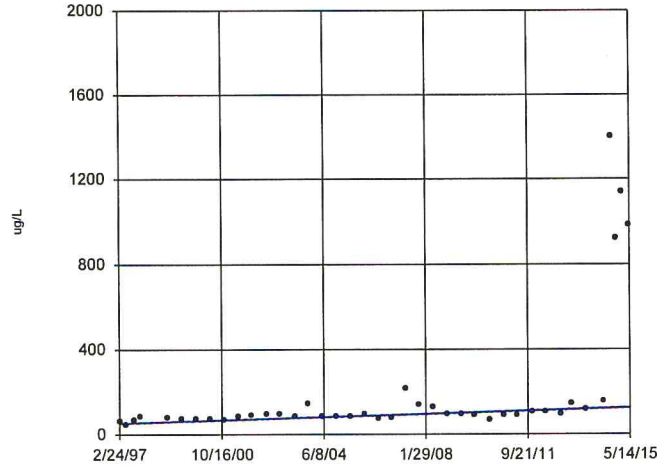

n = 40

Slope = 4.028 units per year.

Mann-Kendall statistic = 455 critical = 201

Increasing trend significant at 98% confidence level (α = 0.01 per tail).

Constituent: Barium Total Analysis Run 1/7/2016 1:19 PM
Bridgeton LF Client: RSI Data: BRIDGETON

Sanitas™ v.9.5.20 Software licensed to Jett Environmental Consulting, UG

Sen's Slope Estimator

111-SD (bg)

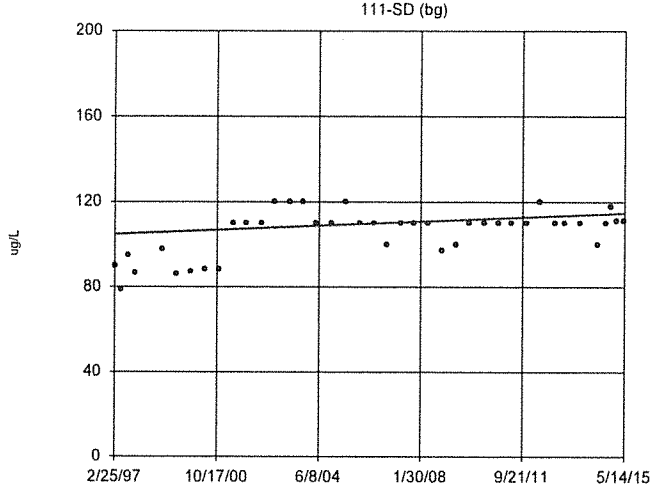

n = 40

Slope = 0.5406 units per year.

Mann-Kendall statistic = 269 critical = 201

Increasing trend significant at 98% confidence level (α = 0.01 per tail).

Constituent: Barium Total Analysis Run 1/7/2016 1:19 PM

Bridgeton LF Client: RSI Data: BRIDGETON

Sanitas™ v.9.5.20 Software licensed to Jett Environmental Consulting, UG

Hollow symbols indicate censored values.

Sen's Slope Estimator

104-SD (bg)

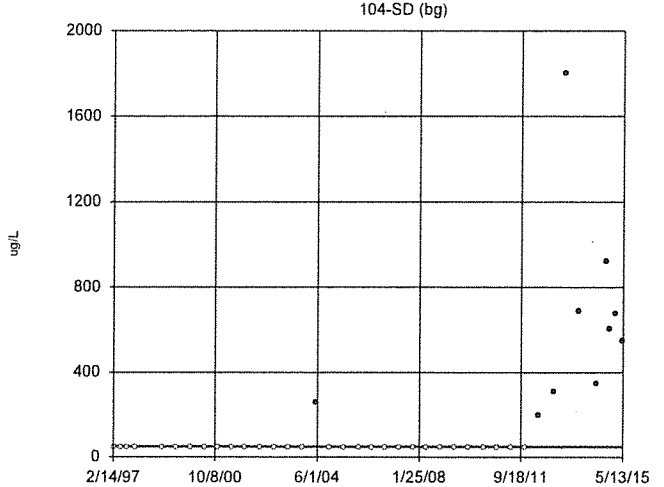

n = 40

Slope = 0 units per year.

Mann-Kendall statistic = 283 critical = 201

Increasing trend significant at 98% confidence level (α = 0.01 per tail).

Constituent: Boron Total Analysis Run 1/7/2016 1:19 PM

Bridgeton LF Client: RSI Data: BRIDGETON

Sanitas™ v.9.5.20 Software licensed to Jett Environmental Consulting, UG

Sen's Slope Estimator

106-SD (bg)

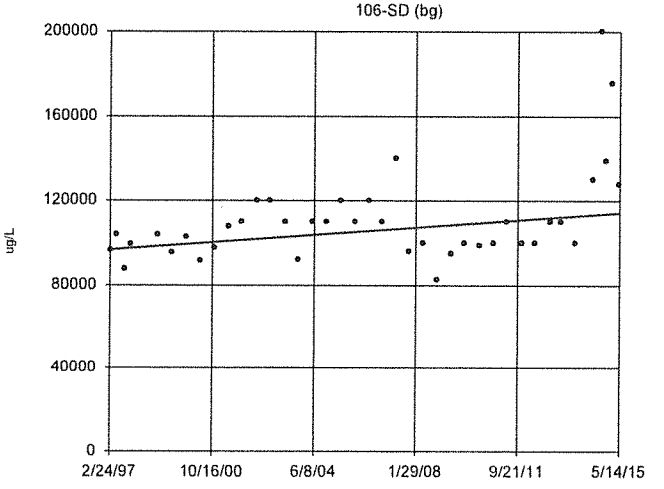

n = 40

Slope = 963.8 units per year.

Mann-Kendall statistic = 234 critical = 201

Increasing trend significant at 98% confidence level (α = 0.01 per tail).

Constituent: Calcium Total Analysis Run 1/7/2016 1:19 PM

Bridgeton LF Client: RSI Data: BRIDGETON

Sanitas™ v.9.5.20 Software licensed to Jett Environmental Consulting, UG

Hollow symbols indicate censored values.

Sen's Slope Estimator

100-SD (bg)

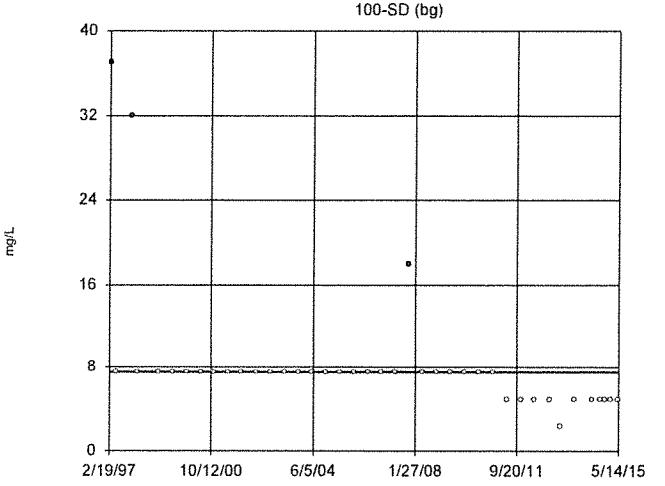

n = 40

Slope = 0 units per year.

Mann-Kendall statistic = -356 critical = -201

Decreasing trend significant at 98% confidence level (α = 0.01 per tail).

Constituent: Chemical Oxygen Demand [COD] Analysis Run 1/7/2016 1:19 PM

Bridgeton LF Client: RSI Data: BRIDGETON

Sanitas™ v.9.5.20 Software licensed to Jett Environmental Consulting. UG
Hollow symbols indicate censored values.

Sen's Slope Estimator

104-SD (bg)

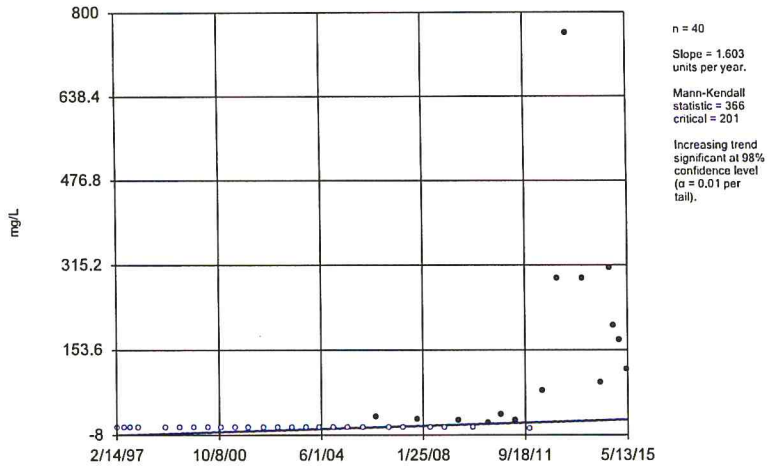

n = 40

Slope = 1.603 units per year.

Mann-Kendall statistic = 366
critical = 201

Increasing trend significant at 98% confidence level (α = 0.01 per tail).

Constituent: Chemical Oxygen Demand [COD] Analysis Run 1/7/2016 1:19 PM
Bridgeton LF Client: RSI Data: BRIDGETON

Sanitas™ v.9.5.20 Software licensed to Jett Environmental Consulting. UG
Hollow symbols indicate censored values.

Sen's Slope Estimator

111-SD (bg)

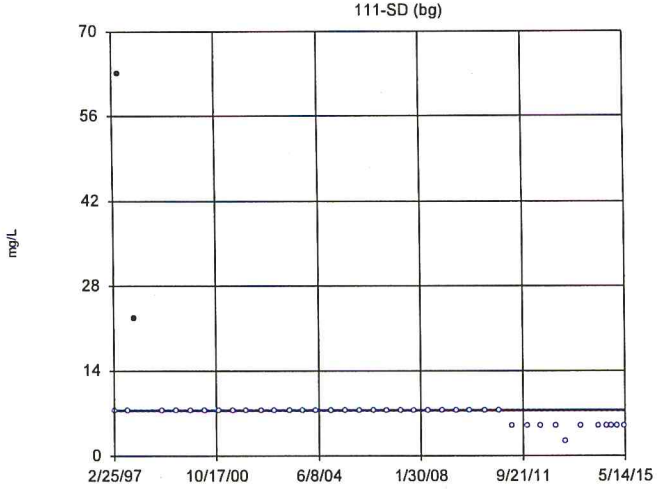

n = 40

Slope = 0 units per year.

Mann-Kendall statistic = -366
critical = -201

Decreasing trend significant at 98% confidence level (α = 0.01 per tail).

Constituent: Chemical Oxygen Demand [COD] Analysis Run 1/7/2016 1:19 PM
Bridgeton LF Client: RSI Data: BRIDGETON

Sanitas™ v.9.5.20 Software licensed to Jett Environmental Consulting. UG

Sen's Slope Estimator

104-SD (bg)

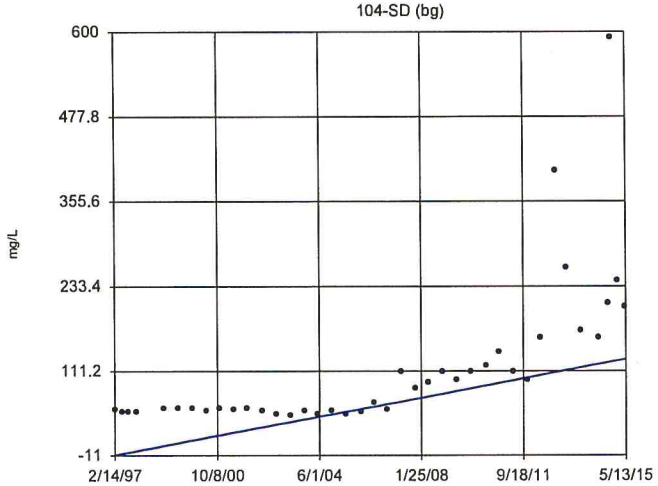

n = 40

Slope = 7.593 units per year.

Mann-Kendall statistic = 494
critical = 201

Increasing trend significant at 98% confidence level (α = 0.01 per tail).

Constituent: Chloride Analysis Run 1/7/2016 1:19 PM
Bridgeton LF Client: RSI Data: BRIDGETON

Sanitas™ v.9.5.20 Software licensed to Jett Environmental Consulting. UG

Sen's Slope Estimator

106-SD (bg)

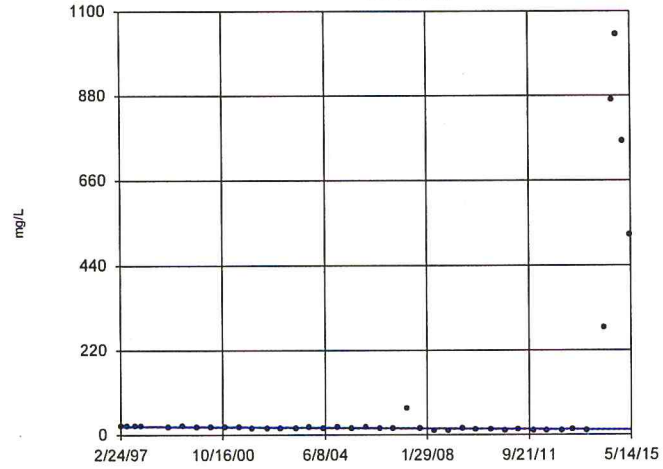

n = 40

Slope = -0.5238 units per year.

Mann-Kendall statistic = -243
critical = -201

Decreasing trend significant at 98% confidence level (α = 0.01 per tail).

Constituent: Chloride Analysis Run 1/7/2016 1:19 PM
Bridgeton LF Client: RSI Data: BRIDGETON

Sanitas™ v.9.5.20 Software licensed to Jett Environmental Consulting, UG

Sen's Slope Estimator

111-SD (bg)

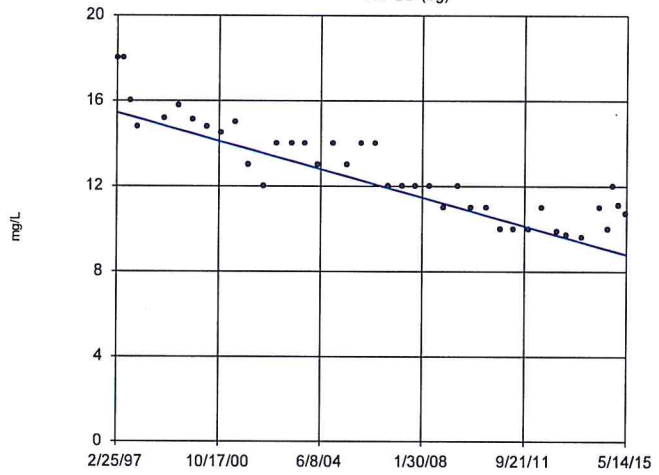

n = 40

Slope = -0.3646 units per year.

Mann-Kendall statistic = -583 critical = -201

Decreasing trend significant at 98% confidence level (α = 0.01 per tail).

Constituent: Chloride Analysis Run 1/7/2016 1:19 PM

Bridgeton LF Client: RSI Data: BRIDGETON

Sanitas™ v.9.5.20 Software licensed to Jett Environmental Consulting, UG

Sen's Slope Estimator

104-SD (bg)

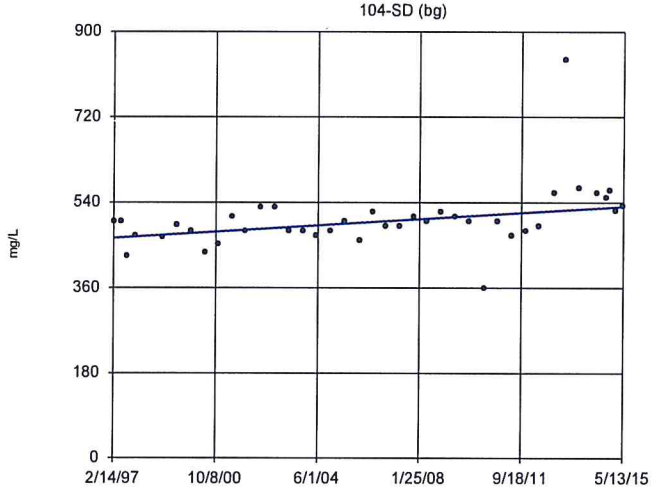

n = 40

Slope = 3.617 units per year.

Mann-Kendall statistic = 289 critical = 201

Increasing trend significant at 98% confidence level (α = 0.01 per tail).

Constituent: Hardness Total Analysis Run 1/7/2016 1:19 PM

Bridgeton LF Client: RSI Data: BRIDGETON

Sanitas™ v.9.5.20 Software licensed to Jett Environmental Consulting, UG

Sen's Slope Estimator

106-SD (bg)

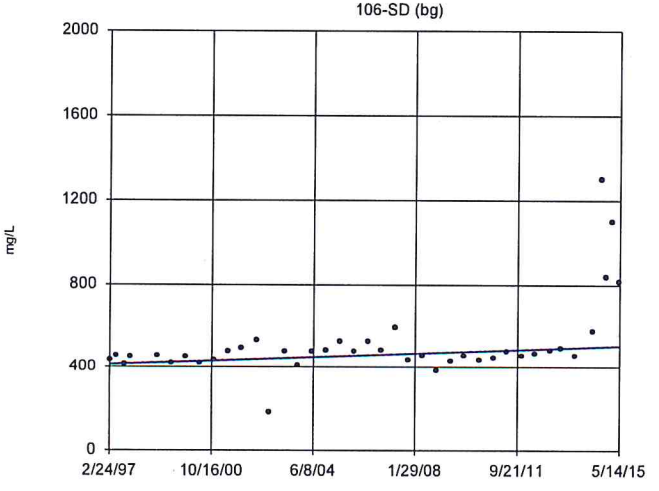

n = 40

Slope = 5.378 units per year.

Mann-Kendall statistic = 273 critical = 201

Increasing trend significant at 98% confidence level (α = 0.01 per tail).

Constituent: Hardness Total Analysis Run 1/7/2016 1:19 PM

Bridgeton LF Client: RSI Data: BRIDGETON

Sanitas™ v.9.5.20 Software licensed to Jett Environmental Consulting, UG

Sen's Slope Estimator

100-SD (bg)

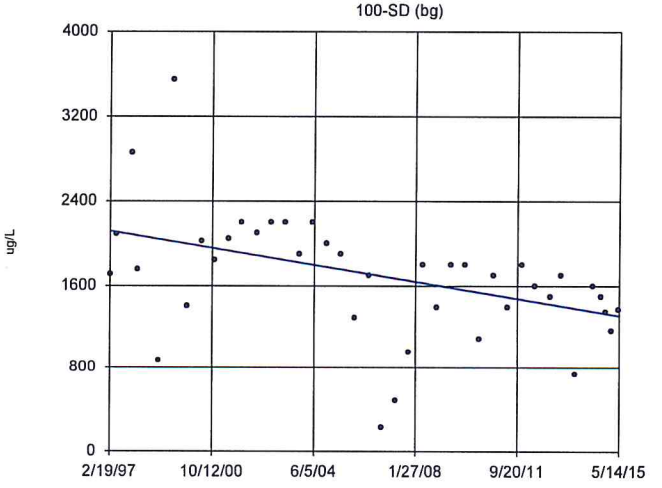

n = 40

Slope = -43.81 units per year.

Mann-Kendall statistic = -299 critical = -201

Decreasing trend significant at 98% confidence level (α = 0.01 per tail).

Constituent: Iron Total Analysis Run 1/7/2016 1:19 PM

Bridgeton LF Client: RSI Data: BRIDGETON

Sanitas™ v.9.5.20 Software licensed to Jett Environmental Consulting, UG

Sen's Slope Estimator

106-SD (bg)

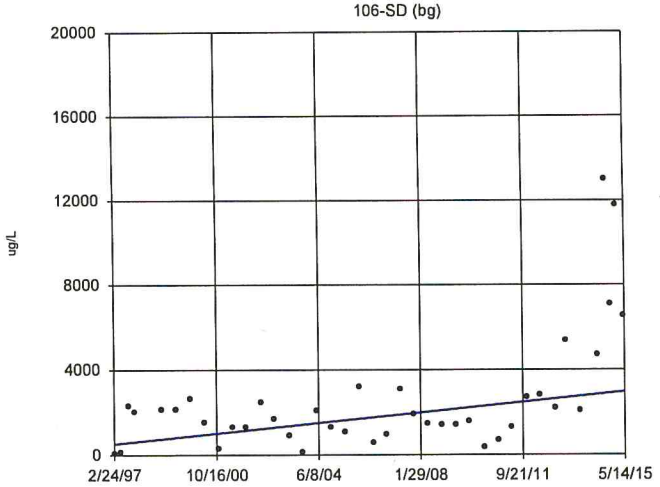

n = 40

Slope = 133.3 units per year.

Mann-Kendall statistic = 256 critical = 201

Increasing trend significant at 98% confidence level (α = 0.01 per tail).

Constituent: Iron Total Analysis Run 1/7/2016 1:19 PM

Bridgeton LF Client: RSI Data: BRIDGETON

Sanitas™ v.9.5.20 Software licensed to Jett Environmental Consulting, UG

Sen's Slope Estimator

104-SD (bg)

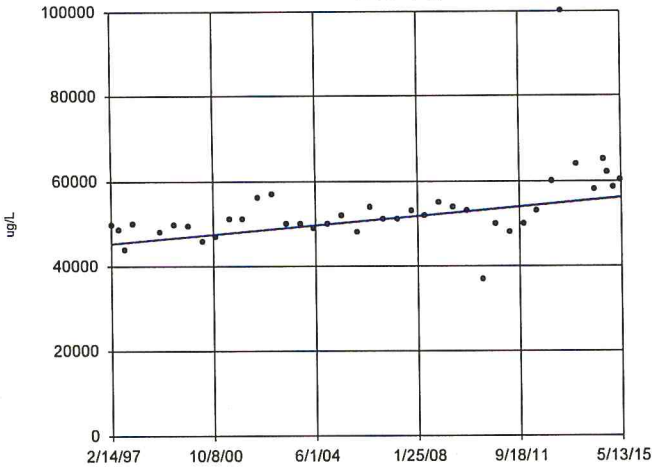

n = 40

Slope = 595.7 units per year.

Mann-Kendall statistic = 376 critical = 201

Increasing trend significant at 98% confidence level (α = 0.01 per tail).

Constituent: Magnesium Total Analysis Run 1/7/2016 1:19 PM

Bridgeton LF Client: RSI Data: BRIDGETON

Sanitas™ v.9.5.20 Software licensed to Jett Environmental Consulting, UG

Sen's Slope Estimator

106-SD (bg)

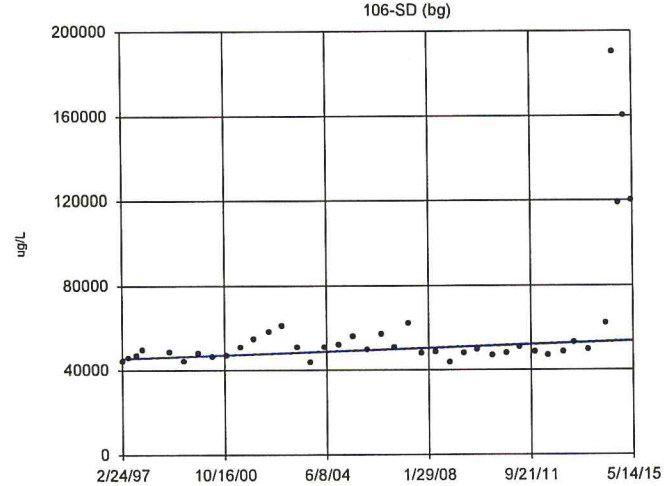

n = 40

Slope = 446.9 units per year.

Mann-Kendall statistic = 249 critical = 201

Increasing trend significant at 98% confidence level (α = 0.01 per tail).

Constituent: Magnesium Total Analysis Run 1/7/2016 1:19 PM

Bridgeton LF Client: RSI Data: BRIDGETON

Sanitas™ v.9.5.20 Software licensed to Jett Environmental Consulting, UG

Sen's Slope Estimator

100-SD (bg)

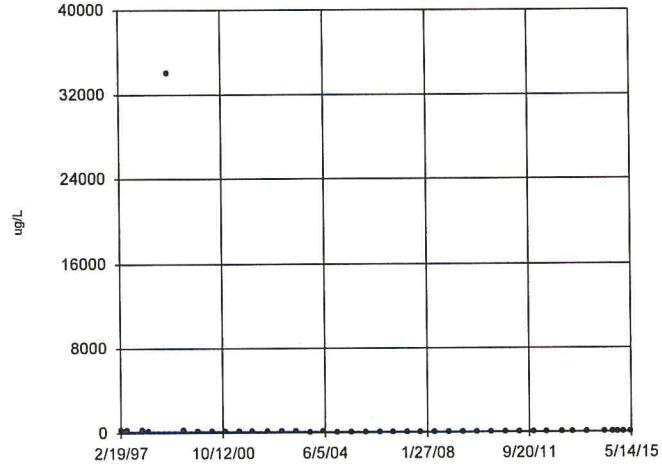

n = 40

Slope = -6.669 units per year.

Mann-Kendall statistic = -667 critical = -201

Decreasing trend significant at 98% confidence level (α = 0.01 per tail).

Constituent: Manganese Total Analysis Run 1/7/2016 1:19 PM

Bridgeton LF Client: RSI Data: BRIDGETON

Sanitas™ v.9.5.20 Software licensed to Jett Environmental Consulting, UG
Hollow symbols indicate censored values.

Sen's Slope Estimator

111-SD (bg)

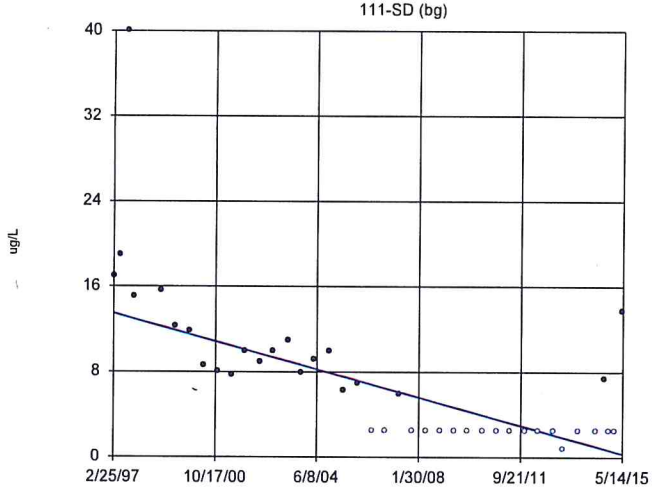

n = 40

Slope = -0.7201 units per year.

Mann-Kendall statistic = -457
critical = -201

Decreasing trend significant at 98% confidence level (α = 0.01 per tail).

Constituent: Manganese Total Analysis Run 1/7/2016 1:19 PM
Bridgeton LF Client: RSI Data: BRIDGETON

Sanitas™ v.9.5.20 Software licensed to Jett Environmental Consulting, UG

Sen's Slope Estimator

104-SD (bg)

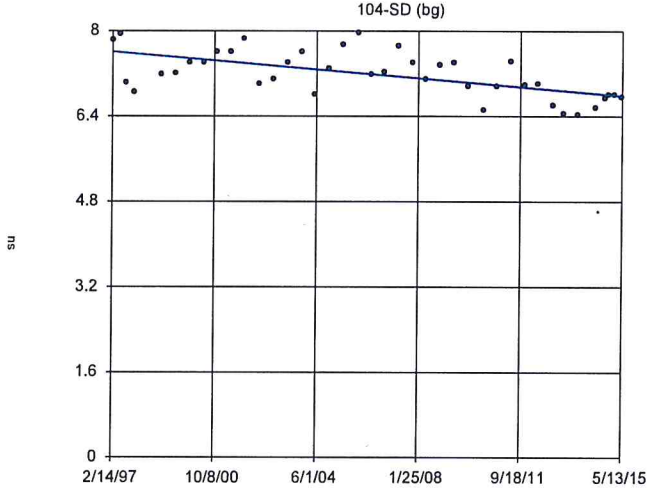

n = 40

Slope = -0.04514 units per year.

Mann-Kendall statistic = -318
critical = -201

Decreasing trend significant at 98% confidence level (α = 0.01 per tail).

Constituent: pH [Field] Analysis Run 1/7/2016 1:19 PM
Bridgeton LF Client: RSI Data: BRIDGETON

Sanitas™ v.9.5.20 Software licensed to Jett Environmental Consulting, UG

Sen's Slope Estimator

106-SD (bg)

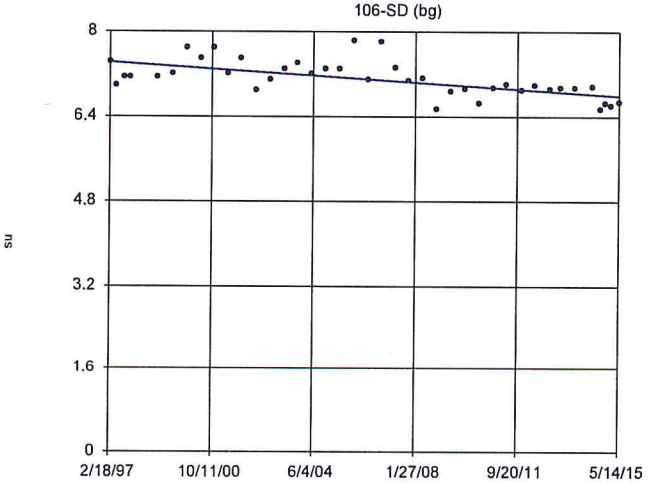

n = 40

Slope = -0.03461 units per year.

Mann-Kendall statistic = -354
critical = -201

Decreasing trend significant at 98% confidence level (α = 0.01 per tail).

Constituent: pH [Field] Analysis Run 1/7/2016 1:19 PM
Bridgeton LF Client: RSI Data: BRIDGETON

Sanitas™ v.9.5.20 Software licensed to Jett Environmental Consulting, UG
Hollow symbols indicate censored values.

Sen's Slope Estimator

100-SD (bg)

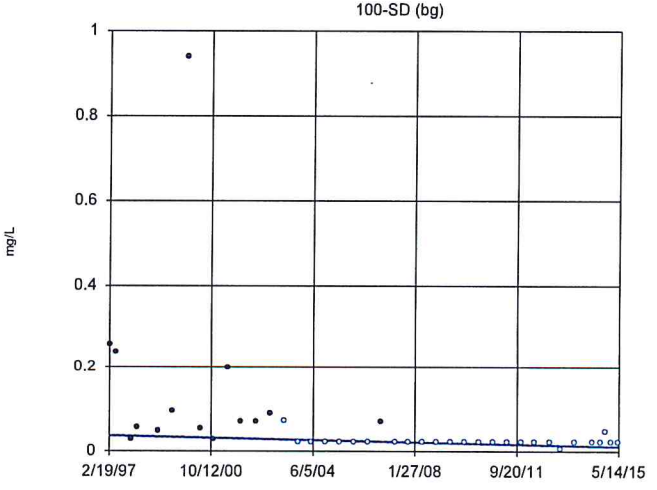

n = 40

Slope = -0.001393 units per year.

Mann-Kendall statistic = -354
critical = -201

Decreasing trend significant at 98% confidence level (α = 0.01 per tail).

Constituent: Phosphorus Total Analysis Run 1/7/2016 1:19 PM
Bridgeton LF Client: RSI Data: BRIDGETON

Sanitas™ v.9.5.20 Software licensed to Jett Environmental Consulting, UG

Sen's Slope Estimator

100-SD (bg)

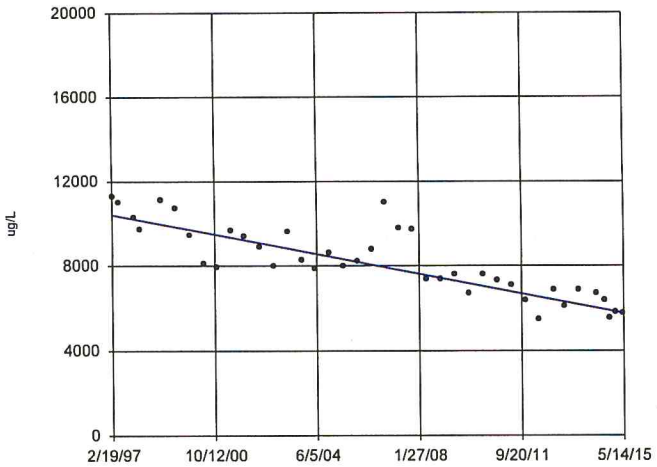

n = 40

Slope = -253.5 units per year.

Mann-Kendall statistic = -546 critical = -201

Decreasing trend significant at 98% confidence level (α = 0.01 per tail).

Constituent: Sodium Total Analysis Run 1/7/2016 1:20 PM

Bridgeton LF Client: RSI Data: BRIDGETON

Sanitas™ v.9.5.20 Software licensed to Jett Environmental Consulting, UG

Sen's Slope Estimator

104-SD (bg)

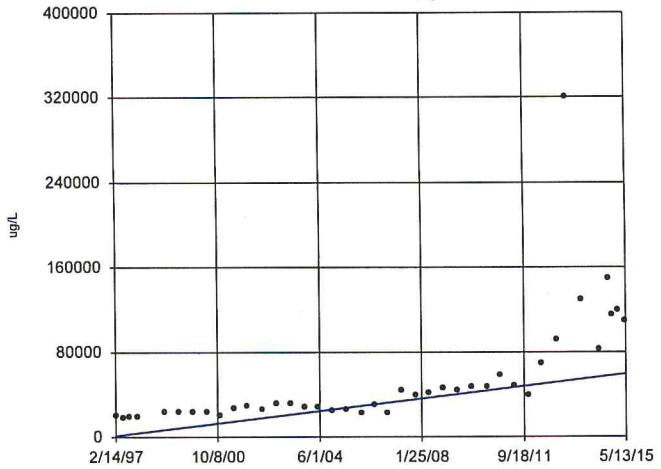

n = 40

Slope = 3202 units per year.

Mann-Kendall statistic = 597 critical = 201

Increasing trend significant at 98% confidence level (α = 0.01 per tail).

Constituent: Sodium Total Analysis Run 1/7/2016 1:20 PM

Bridgeton LF Client: RSI Data: BRIDGETON

Sanitas™ v.9.5.20 Software licensed to Jett Environmental Consulting, UG

Sen's Slope Estimator

106-SD (bg)

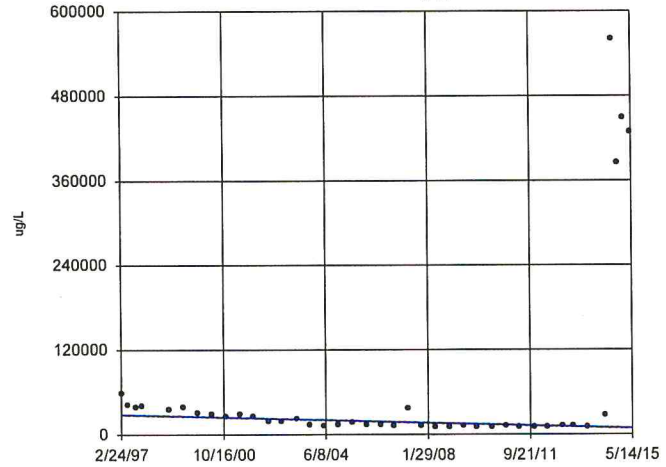

n = 40

Slope = -1074 units per year.

Mann-Kendall statistic = -298 critical = -201

Decreasing trend significant at 98% confidence level (α = 0.01 per tail).

Constituent: Sodium Total Analysis Run 1/7/2016 1:20 PM

Bridgeton LF Client: RSI Data: BRIDGETON

Sanitas™ v.9.5.20 Software licensed to Jett Environmental Consulting, UG

Sen's Slope Estimator

104-SD (bg)

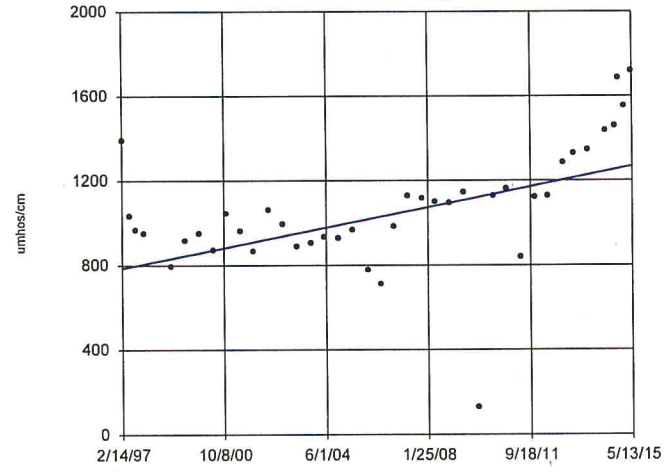

n = 40

Slope = 26.36 units per year.

Mann-Kendall statistic = 365 critical = 201

Increasing trend significant at 98% confidence level (α = 0.01 per tail).

Constituent: Specific Conductance [Field] Analysis Run 1/7/2016 1:20 PM

Bridgeton LF Client: RSI Data: BRIDGETON

Sanitas™ v.9.5.20 Software licensed to Jett Environmental Consulting, UG

Sen's Slope Estimator

111-SD (bg)

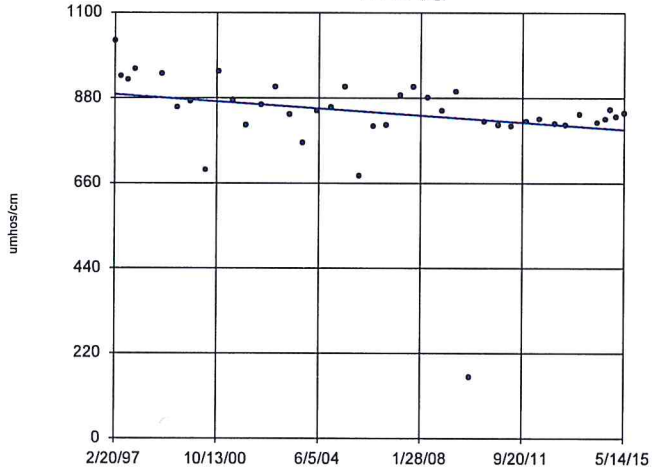

n = 40

Slope = -4.974 units per year.

Mann-Kendall statistic = -243 critical = -201

Decreasing trend significant at 98% confidence level (α = 0.01 per tail).

Constituent: Specific Conductance [Field] Analysis Run 1/7/2016 1:20 PM

Bridgeton LF Client: RSI Data: BRIDGETON

Sanitas™ v.9.5.20 Software licensed to Jett Environmental Consulting, UG

Hollow symbols indicate censored values.

Sen's Slope Estimator

106-SD (bg)

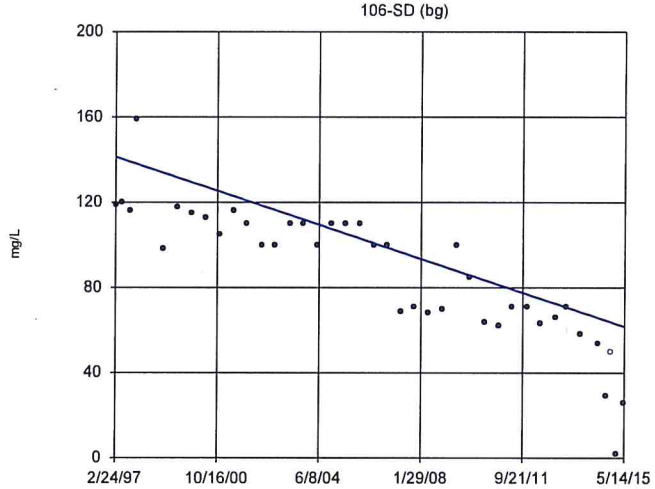

n = 40

Slope = -4.359 units per year.

Mann-Kendall statistic = -587 critical = -201

Decreasing trend significant at 98% confidence level (α = 0.01 per tail).

Constituent: Sulfate as SO4 Analysis Run 1/7/2016 1:20 PM

Bridgeton LF Client: RSI Data: BRIDGETON

Sanitas™ v.9.5.20 Software licensed to Jett Environmental Consulting, UG

Hollow symbols indicate censored values.

Sen's Slope Estimator

111-SD (bg)

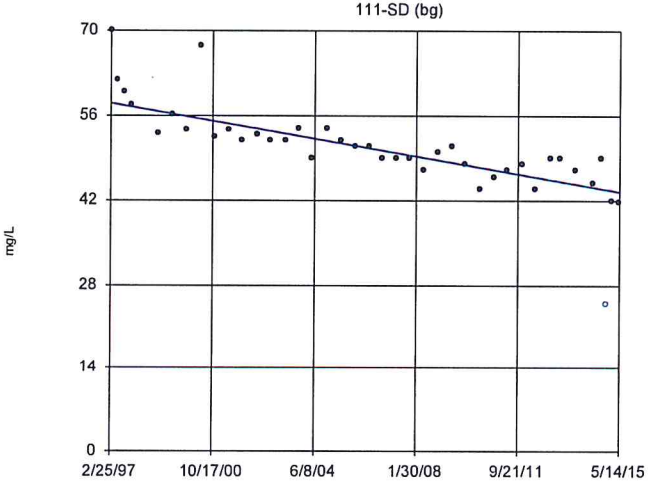

n = 40

Slope = -0.7977 units per year.

Mann-Kendall statistic = -581 critical = -201

Decreasing trend significant at 98% confidence level (α = 0.01 per tail).

Constituent: Sulfate as SO4 Analysis Run 1/7/2016 1:20 PM

Bridgeton LF Client: RSI Data: BRIDGETON

Sanitas™ v.9.5.20 Software licensed to Jett Environmental Consulting, UG

Hollow symbols indicate censored values.

Sen's Slope Estimator

100-SD (bg)

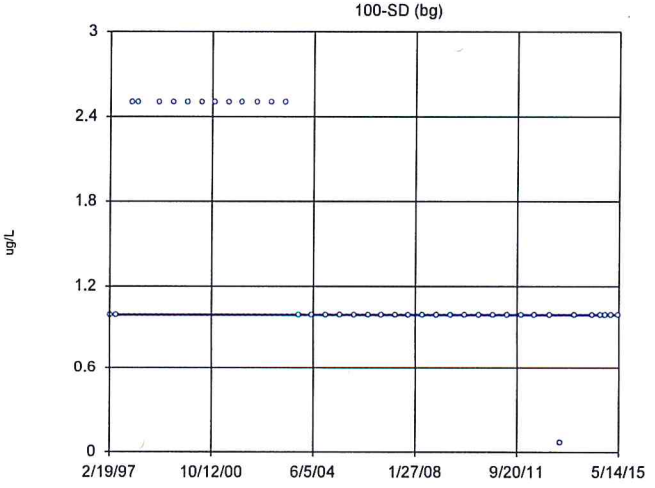

n = 40

Slope = 0 units per year.

Mann-Kendall statistic = -303 critical = -201

Decreasing trend significant at 98% confidence level (α = 0.01 per tail).

Constituent: Thallium Total Analysis Run 1/7/2016 1:20 PM

Bridgeton LF Client: RSI Data: BRIDGETON

Sanitas™ v.9.5.20 Software licensed to Jett Environmental Consulting. UG
Hollow symbols indicate censored values.

Sen's Slope Estimator

104-SD (bg)

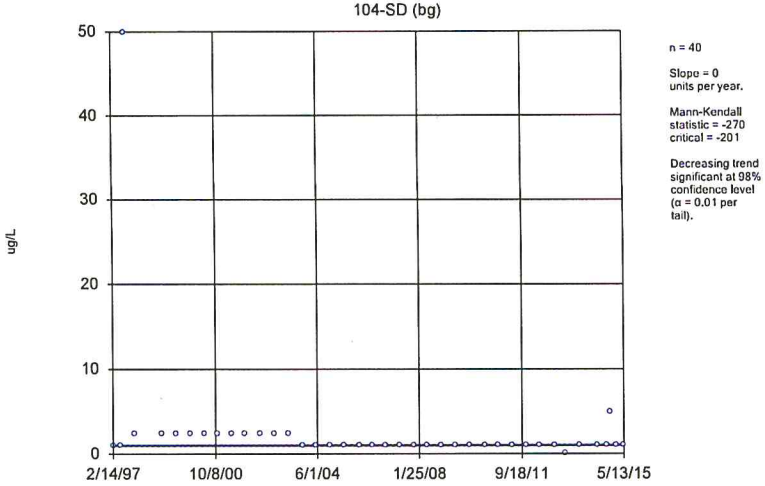

n = 40

Slope = 0
units per year.

Mann-Kendall
statistic = -270
critical = -201

Decreasing trend
significant at 98%
confidence level
(α = 0.01 per
tail).

Constituent: Thallium Total Analysis Run 1/7/2016 1:20 PM
Bridgeton LF Client: RSI Data: BRIDGETON

Sanitas™ v.9.5.20 Software licensed to Jett Environmental Consulting. UG
Hollow symbols indicate censored values.

Sen's Slope Estimator

106-SD (bg)

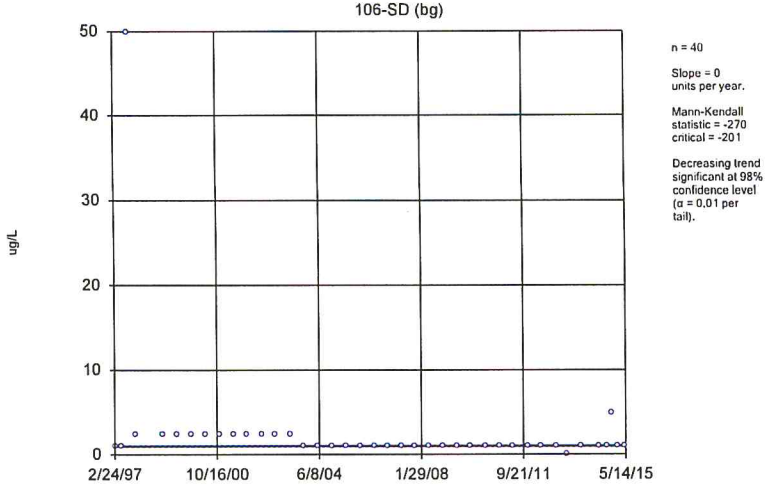

n = 40

Slope = 0
units per year.

Mann-Kendall
statistic = -270
critical = -201

Decreasing trend
significant at 98%
confidence level
(α = 0.01 per
tail).

Constituent: Thallium Total Analysis Run 1/7/2016 1:20 PM
Bridgeton LF Client: RSI Data: BRIDGETON

Sanitas™ v.9.5.20 Software licensed to Jett Environmental Consulting. UG
Hollow symbols indicate censored values.

Sen's Slope Estimator

111-SD (bg)

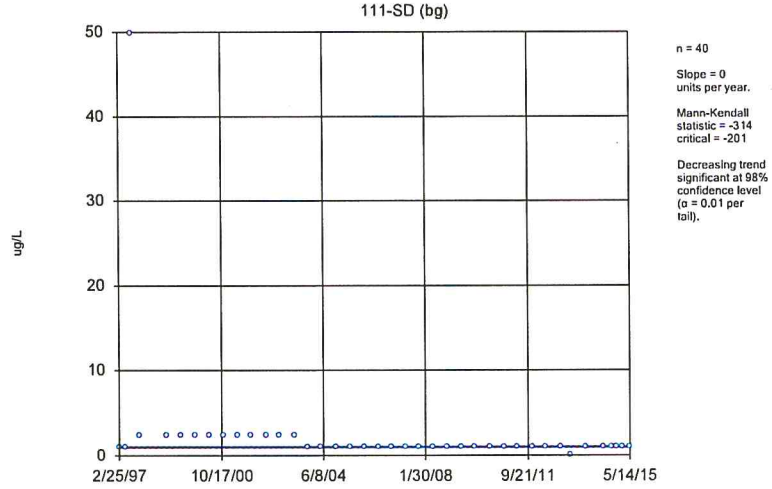

n = 40

Slope = 0
units per year.

Mann-Kendall
statistic = -314
critical = -201

Decreasing trend
significant at 98%
confidence level
(α = 0.01 per
tail).

Constituent: Thallium Total Analysis Run 1/7/2016 1:20 PM
Bridgeton LF Client: RSI Data: BRIDGETON

Sanitas™ v.9.5.20 Software licensed to Jett Environmental Consulting. UG

Sen's Slope Estimator

100-SD (bg)

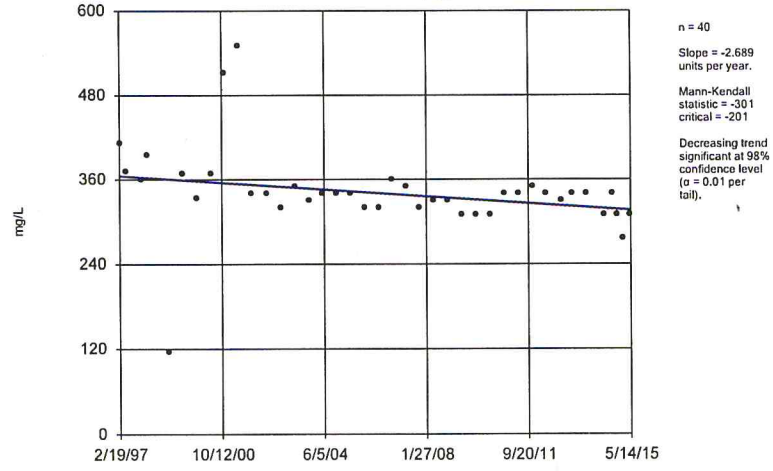

n = 40

Slope = -2.689
units per year.

Mann-Kendall
statistic = -301
critical = -201

Decreasing trend
significant at 98%
confidence level
(α = 0.01 per
tail).

Constituent: Total Dissolved Solids [TDS] Analysis Run 1/7/2016 1:20 PM
Bridgeton LF Client: RSI Data: BRIDGETON

Sanitas™ v.9.5.20 Software licensed to Jett Environmental Consulting, UG

Sen's Slope Estimator

104-SD (bg)

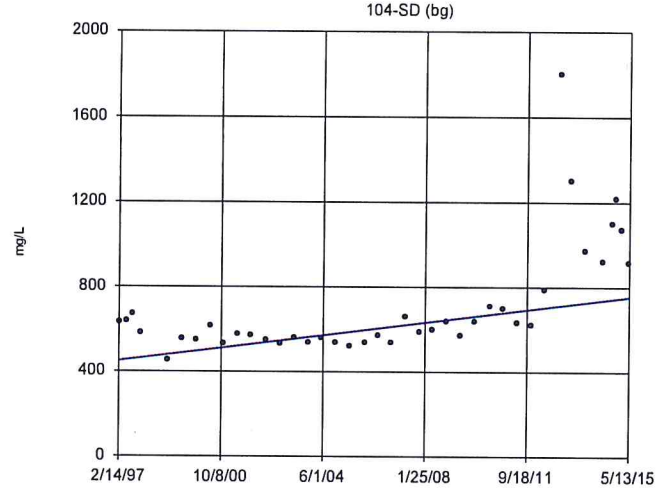

n = 40

Slope = 16.66 units per year.

Mann-Kendall statistic = 360 critical = 201

Increasing trend significant at 98% confidence level (α = 0.01 per tail).

Constituent: Total Dissolved Solids [TDS] Analysis Run 1/7/2016 1:20 PM

Bridgeton LF Client: RSI Data: BRIDGETON

Sanitas™ v.9.5.20 Software licensed to Jett Environmental Consulting, UG

Sen's Slope Estimator

111-SD (bg)

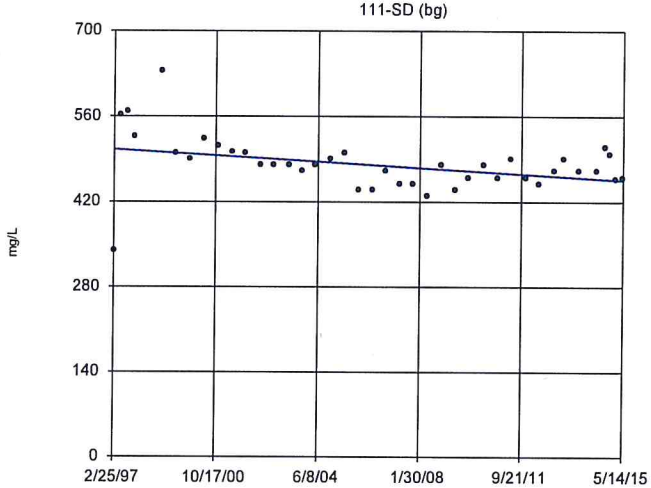

n = 40

Slope = -2.784 units per year.

Mann-Kendall statistic = -253 critical = -201

Decreasing trend significant at 98% confidence level (α = 0.01 per tail).

Constituent: Total Dissolved Solids [TDS] Analysis Run 1/7/2016 1:20 PM

Bridgeton LF Client: RSI Data: BRIDGETON

Sanitas™ v.9.5.20 Software licensed to Jett Environmental Consulting, UG

Hollow symbols indicate censored values.

Sen's Slope Estimator

104-SD (bg)

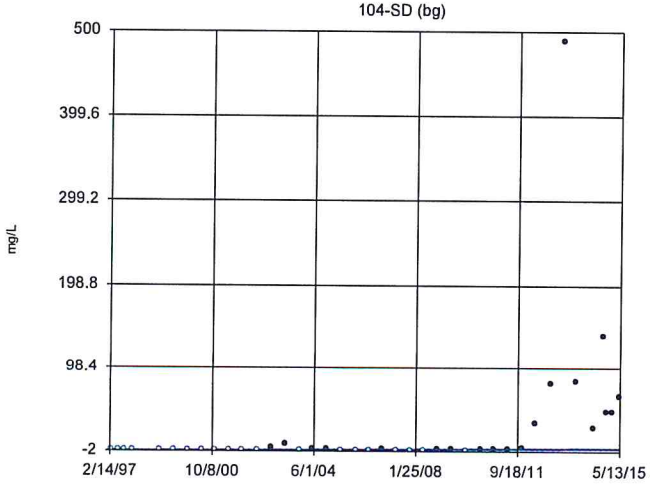

n = 40

Slope = 0.2006 units per year.

Mann-Kendall statistic = 433 critical = 201

Increasing trend significant at 98% confidence level (α = 0.01 per tail).

Constituent: Total Organic Carbon [TOC] Analysis Run 1/7/2016 1:20 PM

Bridgeton LF Client: RSI Data: BRIDGETON

Sanitas™ v.9.5.20 Software licensed to Jett Environmental Consulting, UG

Hollow symbols indicate censored values.

Sen's Slope Estimator

106-SD (bg)

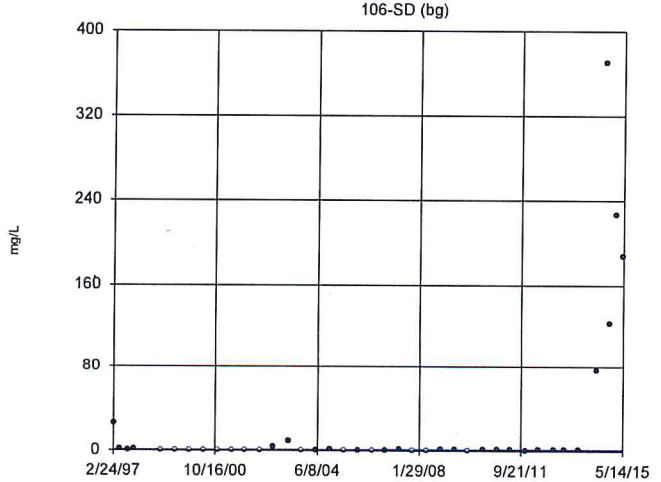

n = 40

Slope = 0.07738 units per year.

Mann-Kendall statistic = 270 critical = 201

Increasing trend significant at 98% confidence level (α = 0.01 per tail).

Constituent: Total Organic Carbon [TOC] Analysis Run 1/7/2016 1:20 PM

Bridgeton LF Client: RSI Data: BRIDGETON

Sanitas™ v.9.5.20 Software licensed to Jett Environmental Consulting, UG
Hollow symbols indicate censored values.

Sen's Slope Estimator

100-SD (bg)

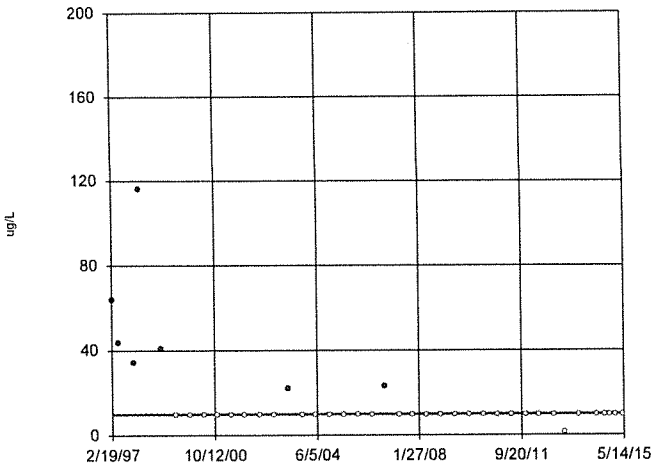

n = 40

Slope = 0 units per year.

Mann-Kendall statistic = -218
critical = -201

Decreasing trend significant at 98% confidence level (α = 0.01 per tail).

Constituent: Zinc Total Analysis Run 1/7/2016 1:20 PM

Bridgeton LF Client: RSI Data: BRIDGETON

INTRA-WELL PREDICTION LIMITS

Background data were evaluated for increasing statistical trends (or either increasing or decreasing trends for field pH). In those cases where the background data were determined to exhibit a statistical trend, typically the most recent background data were excluded until the data no longer exhibited a statistical trend. For each of the constituent-well pairs listed below, the specified modified background data period was utilized in the determination of the intra-well prediction limit.

Salem Formation Zone

- Ammonia as N at PZ-106-SD (2/97 through 11/10)
- Barium (Total) at PZ-104-SD (2/97 through 5/10)
- Barium (Total) at PZ-106-SD (2/97 through 11/01)
- Barium (Total) at PZ-111-SD (2/97 through 5/02)
- Calcium (Total) at PZ-106-SD (2/97 through 11/14)
- Chemical oxygen demand at PZ-104-SD (2/97 through 5/14)
- Chloride at PZ-104-SD (2/97 through 5/09)
- Hardness (Total) at PZ-104-SD (2/97 through 10/13)
- Hardness (Total) at PZ-106-SD (2/97 through 9/14)
- Iron (Total) at PZ-106-SD (2/97 through 9/14)
- Magnesium (Total) at PZ-104-SD (2/97 through 5/12)
- Magnesium (Total) at PZ-106-SD (2/97 through 11/14)
- pH (Field) at PZ-104-SD (2/97 through 4/13)
- pH (Field) at PZ-106-SD (2/97 through 11/11)
- Sodium (Total) at PZ-104-SD (2/97 through 5/01)
- Specific conductance (Field) at PZ-104-SD (2/97 through 4/13)
- Total dissolved solids at PZ-104-SD (2/97 through 11/12)
- Total organic carbon at PZ-104-SD (2/97 through 5/12)
- Total organic carbon at PZ-106-SD (2/97 through 9/14)

Prediction Limit

Bridgeton LF Client: RSI Data: Bridgeton LF Printed 8/3/2016, 11:29 AM

Constituent	Well	Upper Lim.	Lower Lim.	Date	Observ.	Sig.	Bg N	Bg Mean	Std. Dev.	%NDs	ND Adj.	Transform	Alpha	Method
Ammonia as N (mg/L)	104-SD	66	n/a	6/3/2016	50.1	No	40	n/a	n/a	32.5	n/a	n/a	0.001152	NP Intra (normality) 1 of 2
Ammonia as N (mg/L)	100-SD	0.63	n/a	6/10/2016	0.35	No	37	0.4359	0.07903	0	None	No	0.0001937	Param Intra 1 of 2
Ammonia as N (mg/L)	111-SD	0.35	n/a	6/3/2016	0.13	No	40	n/a	n/a	82.5	n/a	n/a	0.001152	NP Intra (NDs) 1 of 2
Antimony Total (ug/L)	104-SD	50	n/a	6/3/2016	2.5ND	No	40	n/a	n/a	100	n/a	n/a	0.001152	NP Intra (NDs) 1 of 2
Antimony Total (ug/L)	106-SD	50	n/a	6/2/2016	2.5ND	No	40	n/a	n/a	100	n/a	n/a	0.001152	NP Intra (NDs) 1 of 2
Antimony Total (ug/L)	100-SD	2.5	n/a	6/10/2016	2.5ND	No	40	n/a	n/a	100	n/a	n/a	0.001152	NP Intra (NDs) 1 of 2
Antimony Total (ug/L)	111-SD	50	n/a	6/3/2016	2.5ND	No	40	n/a	n/a	100	n/a	n/a	0.001152	NP Intra (NDs) 1 of 2
Arsenic Total (ug/L)	104-SD	27	n/a	6/3/2016	19.3	No	40	n/a	n/a	82.5	n/a	n/a	0.001152	NP Intra (NDs) 1 of 2
Arsenic Total (ug/L)	106-SD	12	n/a	6/2/2016	2.5ND	No	40	n/a	n/a	77.5	n/a	n/a	0.001152	NP Intra (NDs) 1 of 2
Arsenic Total (ug/L)	100-SD	15	n/a	6/10/2016	2.5ND	No	40	n/a	n/a	90	n/a	n/a	0.001152	NP Intra (NDs) 1 of 2
Arsenic Total (ug/L)	111-SD	5.3	n/a	6/3/2016	2.5ND	No	40	n/a	n/a	97.5	n/a	n/a	0.001152	NP Intra (NDs) 1 of 2
Barium Total (ug/L)	100-SD	340	n/a	6/10/2016	302	No	40	7.4e9	2.2e9	0	None	x^4	0.0001937	Param Intra 1 of 2
Beryllium Total (ug/L)	104-SD	5.0	n/a	6/3/2016	1ND	No	40	n/a	n/a	100	n/a	n/a	0.001152	NP Intra (NDs) 1 of 2
Beryllium Total (ug/L)	106-SD	5.0	n/a	6/2/2016	1ND	No	40	n/a	n/a	100	n/a	n/a	0.001152	NP Intra (NDs) 1 of 2
Beryllium Total (ug/L)	100-SD	2.2	n/a	6/10/2016	1ND	No	40	n/a	n/a	97.5	n/a	n/a	0.001152	NP Intra (NDs) 1 of 2
Beryllium Total (ug/L)	111-SD	1.0	n/a	6/3/2016	1ND	No	40	n/a	n/a	100	n/a	n/a	0.001152	NP Intra (NDs) 1 of 2
Boron Total (ug/L)	104-SD	1800	n/a	6/3/2016	1400	No	40	n/a	n/a	75	n/a	n/a	0.001152	NP Intra (NDs) 1 of 2
Boron Total (ug/L)	106-SD	2900	n/a	6/2/2016	2000	No	40	n/a	n/a	85	n/a	n/a	0.001152	NP Intra (NDs) 1 of 2
Boron Total (ug/L)	100-SD	50	n/a	6/10/2016	50ND	No	40	n/a	n/a	100	n/a	n/a	0.001152	NP Intra (NDs) 1 of 2
Boron Total (ug/L)	111-SD	100	n/a	6/3/2016	50ND	No	40	n/a	n/a	97.5	n/a	n/a	0.001152	NP Intra (NDs) 1 of 2
Cadmium Total (ug/L)	104-SD	2.5	n/a	6/3/2016	0.1ND	No	40	n/a	n/a	100	n/a	n/a	0.001152	NP Intra (NDs) 1 of 2
Cadmium Total (ug/L)	106-SD	2.5	n/a	6/2/2016	0.1ND	No	40	n/a	n/a	97.5	n/a	n/a	0.001152	NP Intra (NDs) 1 of 2
Cadmium Total (ug/L)	100-SD	2.5	n/a	6/10/2016	0.1ND	No	40	n/a	n/a	97.5	n/a	n/a	0.001152	NP Intra (NDs) 1 of 2
Cadmium Total (ug/L)	111-SD	2.5	n/a	6/3/2016	0.1ND	No	40	n/a	n/a	100	n/a	n/a	0.001152	NP Intra (NDs) 1 of 2
Calcium Total (ug/L)	104-SD	170000	n/a	6/3/2016	113000	No	40	n/a	n/a	0	n/a	n/a	0.001152	NP Intra (normality) 1 of 2
Calcium Total (ug/L)	100-SD	88000	n/a	6/10/2016	74200	No	40	11.25	0.05606	0	None	ln(x)	0.0001937	Param Intra 1 of 2
Calcium Total (ug/L)	111-SD	100000	n/a	6/3/2016	88600	No	38	7.5e14	1.2e14	0	None	x^3	0.0001937	Param Intra 1 of 2
Chemical Oxygen Demand [COD] (mg/L)	106-SD	3400	n/a	6/2/2016	354	No	40	n/a	n/a	75	n/a	n/a	0.001152	NP Intra (NDs) 1 of 2
Chemical Oxygen Demand [COD] (mg/L)	100-SD	37	n/a	6/10/2016	5ND	No	40	n/a	n/a	92.5	n/a	n/a	0.001152	NP Intra (NDs) 1 of 2
Chemical Oxygen Demand [COD] (mg/L)	111-SD	63	n/a	6/3/2016	5ND	No	40	n/a	n/a	95	n/a	n/a	0.001152	NP Intra (NDs) 1 of 2
Chloride (mg/L)	106-SD	1000	n/a	6/2/2016	427	No	40	n/a	n/a	0	n/a	n/a	0.001152	NP Intra (normality) 1 of 2
Chloride (mg/L)	100-SD	13	n/a	6/10/2016	1.9	No	40	n/a	n/a	90	n/a	n/a	0.001152	NP Intra (NDs) 1 of 2
Chloride (mg/L)	111-SD	19	n/a	6/3/2016	10.5	No	40	2.531	0.173	0	None	ln(x)	0.0001937	Param Intra 1 of 2
Chromium Total (ug/L)	**104-SD**	**13**	**n/a**	**6/3/2016**	**21.2**	**Yes**	**40**	**n/a**	**n/a**	**82.5**	**n/a**	**n/a**	**0.001152**	**NP Intra (NDs) 1 of 2**
Chromium Total (ug/L)	106-SD	42	n/a	6/2/2016	13.6	No	40	n/a	n/a	82.5	n/a	n/a	0.001152	NP Intra (NDs) 1 of 2
Chromium Total (ug/L)	100-SD	13	n/a	6/10/2016	2.5ND	No	40	n/a	n/a	90	n/a	n/a	0.001152	NP Intra (NDs) 1 of 2
Chromium Total (ug/L)	111-SD	22	n/a	6/3/2016	2.5ND	No	40	n/a	n/a	95	n/a	n/a	0.001152	NP Intra (NDs) 1 of 2
Cobalt Total (ug/L)	104-SD	10	n/a	6/3/2016	2.5ND	No	40	n/a	n/a	97.5	n/a	n/a	0.001152	NP Intra (NDs) 1 of 2
Cobalt Total (ug/L)	106-SD	12	n/a	6/2/2016	2.5ND	No	40	n/a	n/a	90	n/a	n/a	0.001152	NP Intra (NDs) 1 of 2
Cobalt Total (ug/L)	100-SD	10	n/a	6/10/2016	2.5ND	No	40	n/a	n/a	100	n/a	n/a	0.001152	NP Intra (NDs) 1 of 2
Cobalt Total (ug/L)	111-SD	10	n/a	6/3/2016	2.5ND	No	40	n/a	n/a	100	n/a	n/a	0.001152	NP Intra (NDs) 1 of 2
Copper Total (ug/L)	104-SD	13	n/a	6/3/2016	2.5ND	No	40	n/a	n/a	95	n/a	n/a	0.001152	NP Intra (NDs) 1 of 2
Copper Total (ug/L)	106-SD	47	n/a	6/2/2016	2.5ND	No	40	n/a	n/a	95	n/a	n/a	0.001152	NP Intra (NDs) 1 of 2
Copper Total (ug/L)	100-SD	10	n/a	6/10/2016	2.5ND	No	40	n/a	n/a	100	n/a	n/a	0.001152	NP Intra (NDs) 1 of 2
Copper Total (ug/L)	111-SD	10	n/a	6/3/2016	2.5ND	No	40	n/a	n/a	95	n/a	n/a	0.001152	NP Intra (NDs) 1 of 2
Fluoride (mg/L)	104-SD	1	n/a	6/3/2016	0.65	No	22	0.6967	0.1384	0	None	x^2	0.0001937	Param Intra 1 of 2
Fluoride (mg/L)	106-SD	1.5	n/a	6/2/2016	0.74	No	23	1.552	0.68	0	None	x^3	0.0001937	Param Intra 1 of 2
Fluoride (mg/L)	100-SD	2.4	n/a	6/10/2016	1.9	No	26	4.154	0.6542	0	None	x^2	0.0001937	Param Intra 1 of 2
Fluoride (mg/L)	111-SD	2.4	n/a	6/3/2016	1.9	No	25	18.37	5.15	0	None	x^4	0.0001937	Param Intra 1 of 2
Hardness Total (mg/L)	100-SD	380	n/a	6/10/2016	325	No	39	5.824	0.04847	0	None	ln(x)	0.0001937	Param Intra 1 of 2

Prediction Limit

Bridgeton LF Client: RSI Data: Bridgeton LF Printed 8/3/2016, 11:29 AM

Constituent	Well	Upper Lim.	Lower Lim.	Date	Observ.	Sig.	Bg N	Bg Mean	Std. Dev.	%NDs	ND Adj.	Transform	Alpha	Method
Hardness Total (mg/L)	111-SD	500	n/a	6/3/2016	429	No	38	7.638	0.1242	0	None	x^(1/3)	0.0001937	Param Intra 1 of 2
Iron Total (ug/L)	104-SD	31000	n/a	6/3/2016	14900	No	40	7.096	1.332	0	None	ln(x)	0.0001937	Param Intra 1 of 2
Iron Total (ug/L)	100-SD	2900	n/a	6/10/2016	618	No	39	1623	514.4	0	None	No	0.0001937	Param Intra 1 of 2
Iron Total (ug/L)	111-SD	8200	n/a	6/3/2016	752	No	40	6.026	1.228	0	None	ln(x)	0.0001937	Param Intra 1 of 2
Lead Total (ug/L)	104-SD	25	n/a	6/3/2016	2.5ND	No	40	n/a	n/a	100	n/a	n/a	0.001152	NP Intra (NDs) 1 of 2
Lead Total (ug/L)	106-SD	25	n/a	6/2/2016	2.5ND	No	40	n/a	n/a	97.5	n/a	n/a	0.001152	NP Intra (NDs) 1 of 2
Lead Total (ug/L)	100-SD	2.5	n/a	6/10/2016	2.5ND	No	40	n/a	n/a	100	n/a	n/a	0.001152	NP Intra (NDs) 1 of 2
Lead Total (ug/L)	111-SD	25	n/a	6/3/2016	2.5ND	No	40	n/a	n/a	100	n/a	n/a	0.001152	NP Intra (NDs) 1 of 2
Magnesium Total (ug/L)	100-SD	40000	n/a	6/10/2016	33800	No	40	10.48	0.04911	0	None	ln(x)	0.0001937	Param Intra 1 of 2
Magnesium Total (ug/L)	111-SD	60000	n/a	6/3/2016	50500	No	39	10.89	0.0489	0	None	ln(x)	0.0001937	Param Intra 1 of 2
Manganese Total (ug/L)	104-SD	200	n/a	6/3/2016	147	No	40	4.643	0.2679	0	None	ln(x)	0.0001937	Param Intra 1 of 2
Manganese Total (ug/L)	106-SD	560	n/a	6/2/2016	56.4	No	40	5.302	1.222	0	None	x^(1/3)	0.0001937	Param Intra 1 of 2
Manganese Total (ug/L)	100-SD	34000	n/a	6/10/2016	49.2	No	40	n/a	n/a	0	n/a	n/a	0.001152	NP Intra (normality) 1 of 2
Manganese Total (ug/L)	111-SD	40	n/a	6/3/2016	7	No	40	n/a	n/a	45	n/a	n/a	0.001152	NP Intra (normality) 1 of 2
Mercury Total (ug/L)	104-SD	0.10	n/a	6/3/2016	0.1ND	No	40	n/a	n/a	100	n/a	n/a	0.001152	NP Intra (NDs) 1 of 2
Mercury Total (ug/L)	106-SD	0.10	n/a	6/2/2016	0.1ND	No	40	n/a	n/a	100	n/a	n/a	0.001152	NP Intra (NDs) 1 of 2
Mercury Total (ug/L)	100-SD	0.10	n/a	6/10/2016	0.1ND	No	40	n/a	n/a	100	n/a	n/a	0.001152	NP Intra (NDs) 1 of 2
Mercury Total (ug/L)	111-SD	0.10	n/a	6/3/2016	0.1ND	No	40	n/a	n/a	100	n/a	n/a	0.001152	NP Intra (NDs) 1 of 2
Nickel Total (ug/L)	**104-SD**	**60**	**n/a**	**6/3/2016**	**83.8**	**Yes**	**40**	**n/a**	**n/a**	**75**	**n/a**	**n/a**	**0.001152**	**NP Intra (NDs) 1 of 2**
Nickel Total (ug/L)	106-SD	60	n/a	6/2/2016	28.3	No	40	n/a	n/a	90	n/a	n/a	0.001152	NP Intra (NDs) 1 of 2
Nickel Total (ug/L)	100-SD	20	n/a	6/10/2016	5ND	No	40	n/a	n/a	100	n/a	n/a	0.001152	NP Intra (NDs) 1 of 2
Nickel Total (ug/L)	111-SD	20	n/a	6/3/2016	5ND	No	40	n/a	n/a	100	n/a	n/a	0.001152	NP Intra (NDs) 1 of 2
Nitrate/Nitrite (mg/L)	104-SD	1.3	n/a	6/3/2016	1.25ND	No	40	n/a	n/a	95	n/a	n/a	0.001152	NP Intra (NDs) 1 of 2
Nitrate/Nitrite (mg/L)	106-SD	0.30	n/a	6/2/2016	0.05ND	No	40	n/a	n/a	97.5	n/a	n/a	0.001152	NP Intra (NDs) 1 of 2
Nitrate/Nitrite (mg/L)	100-SD	0.050	n/a	6/10/2016	0.05ND	No	40	n/a	n/a	100	n/a	n/a	0.001152	NP Intra (NDs) 1 of 2
Nitrate/Nitrite (mg/L)	111-SD	5.0	n/a	6/3/2016	0.05ND	No	40	n/a	n/a	90	n/a	n/a	0.001152	NP Intra (NDs) 1 of 2
pH [Field] (su)	100-SD	8.2	6.6	6/10/2016	7.16	No	39	1.993	0.04354	0	None	ln(x)	0.00009683	Param Intra 1 of 2
pH [Field] (su)	111-SD	8.1	6.4	6/3/2016	7.07	No	39	1.976	0.04679	0	None	ln(x)	0.00009683	Param Intra 1 of 2
Phosphorus Total (mg/L)	104-SD	0.29	n/a	6/3/2016	0.16	No	40	-3.189	0.7998	47.5	Kaplan-Meier	ln(x)	0.0001937	Param Intra 1 of 2
Phosphorus Total (mg/L)	106-SD	0.23	n/a	6/2/2016	0.12	No	40	0.09779	0.05309	15	None	No	0.0001937	Param Intra 1 of 2
Phosphorus Total (mg/L)	100-SD	0.94	n/a	6/10/2016	0.025ND	No	40	n/a	n/a	65	n/a	n/a	0.001152	NP Intra (NDs) 1 of 2
Phosphorus Total (mg/L)	111-SD	0.37	n/a	6/3/2016	0.025ND	No	40	n/a	n/a	72.5	n/a	n/a	0.001152	NP Intra (NDs) 1 of 2
Selenium Total (ug/L)	104-SD	50	n/a	6/3/2016	2.5ND	No	40	n/a	n/a	100	n/a	n/a	0.001152	NP Intra (NDs) 1 of 2
Selenium Total (ug/L)	106-SD	50	n/a	6/2/2016	2.5ND	No	40	n/a	n/a	97.5	n/a	n/a	0.001152	NP Intra (NDs) 1 of 2
Selenium Total (ug/L)	100-SD	2.5	n/a	6/10/2016	2.5ND	No	40	n/a	n/a	100	n/a	n/a	0.001152	NP Intra (NDs) 1 of 2
Selenium Total (ug/L)	111-SD	50	n/a	6/3/2016	2.5ND	No	40	n/a	n/a	100	n/a	n/a	0.001152	NP Intra (NDs) 1 of 2
Silver Total (ug/L)	104-SD	12	n/a	6/3/2016	2.5ND	No	38	n/a	n/a	100	n/a	n/a	0.001286	NP Intra (NDs) 1 of 2
Silver Total (ug/L)	106-SD	12	n/a	6/2/2016	2.5ND	No	39	n/a	n/a	100	n/a	n/a	0.001219	NP Intra (NDs) 1 of 2
Silver Total (ug/L)	100-SD	2.5	n/a	6/10/2016	2.5ND	No	38	n/a	n/a	100	n/a	n/a	0.001286	NP Intra (NDs) 1 of 2
Silver Total (ug/L)	111-SD	5.0	n/a	6/3/2016	2.5ND	No	39	n/a	n/a	100	n/a	n/a	0.001219	NP Intra (NDs) 1 of 2
Sodium Total (ug/L)	106-SD	560000	n/a	6/2/2016	344000	No	40	n/a	n/a	0	n/a	n/a	0.001152	NP Intra (normality) 1 of 2
Sodium Total (ug/L)	100-SD	13000	n/a	6/10/2016	6920	No	40	20.08	1.372	0	None	x^(1/3)	0.0001937	Param Intra 1 of 2
Sodium Total (ug/L)	111-SD	25000	n/a	6/3/2016	17900	No	38	9.94	0.08286	0	None	ln(x)	0.0001937	Param Intra 1 of 2
Specific Conductance [Field] (umhos/cm)	**106-SD**	**1200**	**n/a**	**6/2/2016**	**3350**	**Yes**	**36**	**6.803**	**0.1014**	**0**	**None**	**ln(x)**	**0.0001937**	**Param Intra 1 of 2**
Specific Conductance [Field] (umhos/cm)	100-SD	710	n/a	6/10/2016	599	No	39	2.5e8	4.1e7	0	None	x^3	0.0001937	Param Intra 1 of 2
Specific Conductance [Field] (umhos/cm)	111-SD	1000	n/a	6/3/2016	816	No	39	731124	112677	0	None	x^2	0.0001937	Param Intra 1 of 2
Sulfate (mg/L)	104-SD	100	n/a	6/3/2016	0.6	No	40	n/a	n/a	0	n/a	n/a	0.001152	NP Intra (normality) 1 of 2
Sulfate (mg/L)	106-SD	160	n/a	6/2/2016	32.1	No	40	87.24	31.12	2.5	None	No	0.0001937	Param Intra 1 of 2
Sulfate (mg/L)	100-SD	15	n/a	6/10/2016	10.1	No	40	2.323	0.1561	0	None	ln(x)	0.0001937	Param Intra 1 of 2
Sulfate (mg/L)	111-SD	67	n/a	6/3/2016	46.2	No	39	3.932	0.1116	0	None	ln(x)	0.0001937	Param Intra 1 of 2

Prediction Limit

Bridgeton LF Client: RSI Data: Bridgeton LF Printed 8/3/2016, 11:29 AM

Constituent	Well	Upper Lim.	Lower Lim.	Date	Observ.	Sig.	Bg N	Bg Mean	Std. Dev.	%NDs	ND Adj.	Transform	Alpha	Method
Thallium Total (ug/L)	104-SD	50	n/a	6/3/2016	1ND	No	40	n/a	n/a	100	n/a	n/a	0.001152	NP Intra (NDs) 1 of 2
Thallium Total (ug/L)	106-SD	50	n/a	6/2/2016	1ND	No	40	n/a	n/a	100	n/a	n/a	0.001152	NP Intra (NDs) 1 of 2
Thallium Total (ug/L)	100-SD	2.5	n/a	6/10/2016	1ND	No	40	n/a	n/a	100	n/a	n/a	0.001152	NP Intra (NDs) 1 of 2
Thallium Total (ug/L)	111-SD	50	n/a	6/3/2016	1ND	No	40	n/a	n/a	100	n/a	n/a	0.001152	NP Intra (NDs) 1 of 2
Total Dissolved Solids [TDS] (mg/L)	**106-SD**	**700**	**n/a**	**6/2/2016**	**1730**	**Yes**	**36**	**538.1**	**65.86**	**0**	**None**	**No**	**0.0001937**	**Param Intra 1 of 2**
Total Dissolved Solids [TDS] (mg/L)	100-SD	400	n/a	6/10/2016	316	No	37	5.819	0.07451	0	None	ln(x)	0.0001937	Param Intra 1 of 2
Total Dissolved Solids [TDS] (mg/L)	111-SD	560	n/a	6/3/2016	485	No	38	6.175	0.06301	0	None	ln(x)	0.0001937	Param Intra 1 of 2
Total Organic Carbon [TOC] (mg/L)	100-SD	29	n/a	6/10/2016	15.5	No	40	n/a	n/a	32.5	n/a	n/a	0.001152	NP Intra (normality) 1 of 2
Total Organic Carbon [TOC] (mg/L)	111-SD	30	n/a	6/3/2016	2.6	No	40	n/a	n/a	42.5	n/a	n/a	0.001152	NP Intra (normality) 1 of 2
Vanadium Total (ug/L)	104-SD	38	n/a	6/3/2016	16.9	No	40	n/a	n/a	87.5	n/a	n/a	0.001152	NP Intra (NDs) 1 of 2
Vanadium Total (ug/L)	106-SD	42	n/a	6/2/2016	5ND	No	40	n/a	n/a	90	n/a	n/a	0.001152	NP Intra (NDs) 1 of 2
Vanadium Total (ug/L)	100-SD	5.0	n/a	6/10/2016	5ND	No	40	n/a	n/a	100	n/a	n/a	0.001152	NP Intra (NDs) 1 of 2
Vanadium Total (ug/L)	111-SD	33	n/a	6/3/2016	5ND	No	40	n/a	n/a	97.5	n/a	n/a	0.001152	NP Intra (NDs) 1 of 2
Zinc Total (ug/L)	104-SD	96	n/a	6/3/2016	10ND	No	40	n/a	n/a	77.5	n/a	n/a	0.001152	NP Intra (NDs) 1 of 2
Zinc Total (ug/L)	106-SD	77	n/a	6/2/2016	10ND	No	40	n/a	n/a	80	n/a	n/a	0.001152	NP Intra (NDs) 1 of 2
Zinc Total (ug/L)	100-SD	120	n/a	6/10/2016	10ND	No	40	n/a	n/a	82.5	n/a	n/a	0.001152	NP Intra (NDs) 1 of 2
Zinc Total (ug/L)	111-SD	100	n/a	6/3/2016	10ND	No	40	n/a	n/a	82.5	n/a	n/a	0.001152	NP Intra (NDs) 1 of 2

Sanitas™ v.9.5.26 Software licensed to Jett Environmental Consulting, UG
Hollow symbols indicate censored values.

Within Limit

Prediction Limit

Intrawell Non-parametric

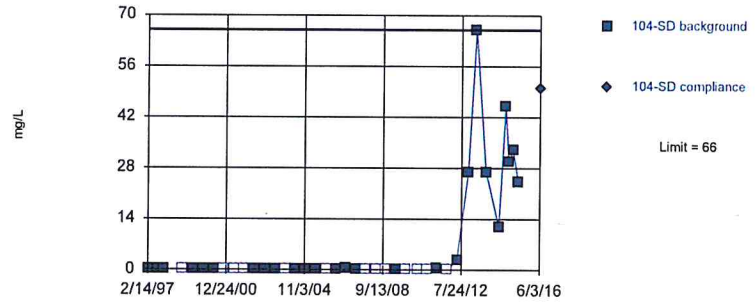

Non-parametric test used in lieu of parametric prediction limit because the Shapiro Wilk normality test showed the data to be non-normal at the 0.01 alpha level. Limit is highest of 40 background values. 32.5% NDs. Well-constituent pair annual alpha = 0.004602. Individual comparison alpha = 0.001152 (1 of 2). After outlier removal distribution was non-normal, so outlier results were invalidated.

Constituent: Ammonia as N Analysis Run 8/3/2016 11:18 AM
Bridgeton LF Client: RSI Data: Bridgeton LF

Sanitas™ v.9.5.26 Software licensed to Jett Environmental Consulting, UG
Hollow symbols indicate censored values.

Exceeds Limit

Prediction Limit

Intrawell Non-parametric

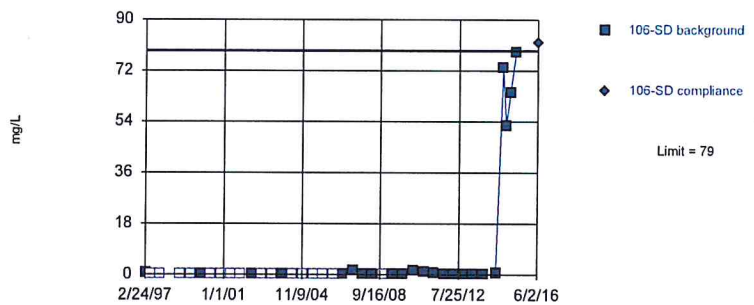

Non-parametric test used in lieu of parametric prediction limit because the Shapiro Wilk normality test showed the data to be non-normal at the 0.01 alpha level. Limit is highest of 40 background values. 40% NDs. Well-constituent pair annual alpha = 0.004602. Individual comparison alpha = 0.001152 (1 of 2). After outlier removal distribution was non-normal, so outlier results were invalidated.

Constituent: Ammonia as N Analysis Run 8/3/2016 11:18 AM
Bridgeton LF Client: RSI Data: Bridgeton LF

Sanitas™ v.9.5.26 Software licensed to Jett Environmental Consulting, UG

Within Limit

Prediction Limit

Intrawell Parametric

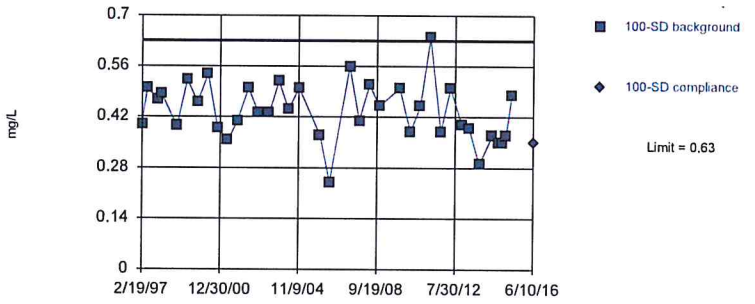

Background Data Summary: Mean=0.4359, Std. Dev.=0.07903, n=37. Normality test: Shapiro Wilk @alpha = 0.01, calculated = 0.9826, critical = 0.914. Kappa = 2.45 (c=34, w=4, 1 of 2, event alpha = 0.026). Report alpha = 0.0001937. Rosner's outlier test was performed on the background data. Three background outliers were removed: <0.1 (5/24/2005); 0.13 (11/8/2006); 1.2 (5/8/2009).

Constituent: Ammonia as N Analysis Run 8/3/2016 11:18 AM
Bridgeton LF Client: RSI Data: Bridgeton LF

Sanitas™ v.9.5.26 Software licensed to Jett Environmental Consulting, UG
Hollow symbols indicate censored values.

Within Limit

Prediction Limit

Intrawell Non-parametric

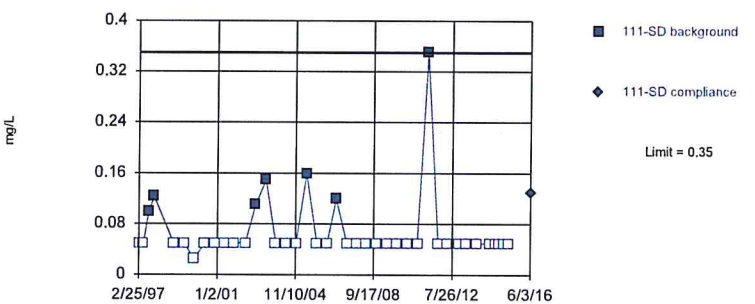

Non-parametric test used in lieu of parametric prediction limit because censored data exceeded 50%. Limit is highest of 40 background values. 82.5% NDs. Well-constituent pair annual alpha = 0.004602. Individual comparison alpha = 0.001152 (1 of 2). After outlier removal distribution was non-normal, so outlier results were invalidated.

Constituent: Ammonia as N Analysis Run 8/3/2016 11:18 AM
Bridgeton LF Client: RSI Data: Bridgeton LF

Sanitas™ v.9.5.26 Software licensed to Jett Environmental Consulting. UG
Hollow symbols indicate censored values.

Within Limit

Prediction Limit

Intrawell Non-parametric

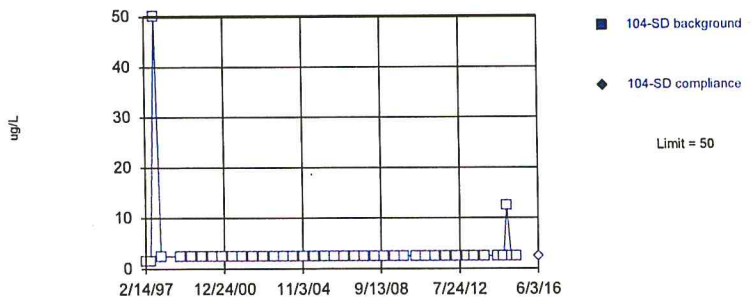

Non-parametric test used in lieu of parametric prediction limit because censored data exceeded 50%. Limit is highest of 40 background values. 100% NDs. Well-constituent pair annual alpha = 0.004602. Individual comparison alpha = 0.001152 (1 of 2). After outlier removal distribution was non-normal, so outlier results were invalidated.

Constituent: Antimony Total Analysis Run 8/3/2016 11:18 AM

Bridgeton LF Client: RSI Data: Bridgeton LF

Sanitas™ v.9.5.26 Software licensed to Jett Environmental Consulting. UG
Hollow symbols indicate censored values.

Within Limit

Prediction Limit

Intrawell Non-parametric

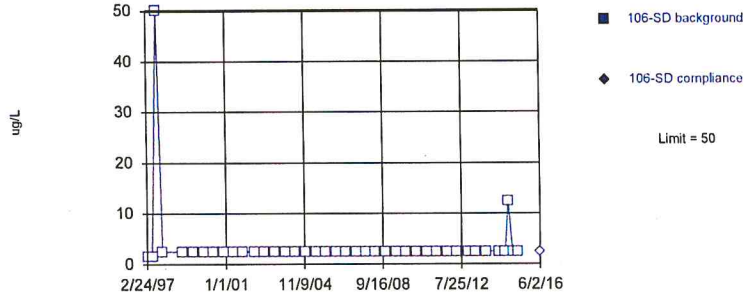

Non-parametric test used in lieu of parametric prediction limit because censored data exceeded 50%. Limit is highest of 40 background values. 100% NDs. Well-constituent pair annual alpha = 0.004602. Individual comparison alpha = 0.001152 (1 of 2). After outlier removal distribution was non-normal, so outlier results were invalidated.

Constituent: Antimony Total Analysis Run 8/3/2016 11:18 AM

Bridgeton LF Client: RSI Data: Bridgeton LF

Sanitas™ v.9.5.26 Software licensed to Jett Environmental Consulting. UG
Hollow symbols indicate censored values.

Within Limit

Prediction Limit

Intrawell Non-parametric

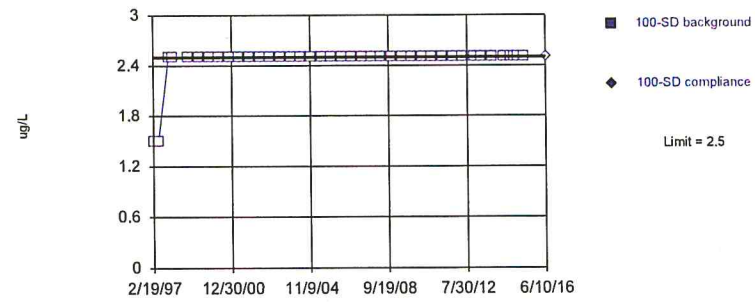

Non-parametric test used in lieu of parametric prediction limit because censored data exceeded 50%. Limit is highest of 40 background values. 100% NDs. Well-constituent pair annual alpha = 0.004602. Individual comparison alpha = 0.001152 (1 of 2). After outlier removal distribution was non-normal, so outlier results were invalidated.

Constituent: Antimony Total Analysis Run 8/3/2016 11:18 AM

Bridgeton LF Client: RSI Data: Bridgeton LF

Sanitas™ v.9.5.26 Software licensed to Jett Environmental Consulting. UG
Hollow symbols indicate censored values.

Within Limit

Prediction Limit

Intrawell Non-parametric

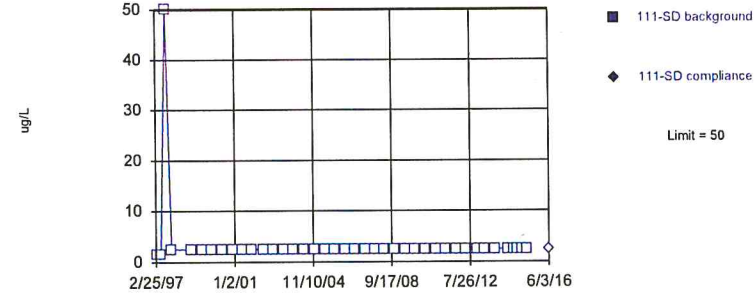

Non-parametric test used in lieu of parametric prediction limit because censored data exceeded 50%. Limit is highest of 40 background values. 100% NDs. Well-constituent pair annual alpha = 0.004602. Individual comparison alpha = 0.001152 (1 of 2). After outlier removal distribution was non-normal, so outlier results were invalidated.

Constituent: Antimony Total Analysis Run 8/3/2016 11:18 AM

Bridgeton LF Client: RSI Data: Bridgeton LF

Sanitas™ v.9.5.26 Software licensed to Jett Environmental Consulting, UG
Hollow symbols indicate censored values.

Within Limit

Prediction Limit

Intrawell Non-parametric

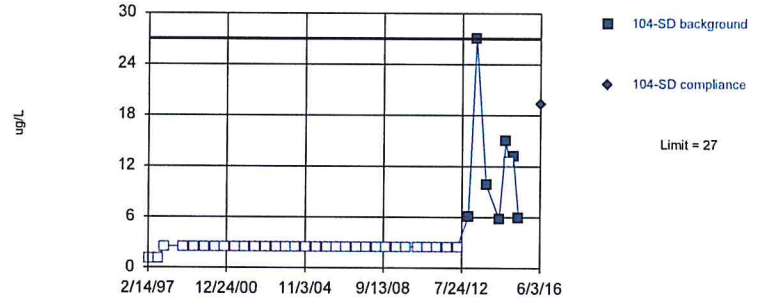

Non-parametric test used in lieu of parametric prediction limit because censored data exceeded 50%. Limit is highest of 40 background values. 82.5% NDs. Well-constituent pair annual alpha = 0.004602. Individual comparison alpha = 0.001152 (1 of 2). After outlier removal distribution was non-normal, so outlier results were invalidated.

Constituent: Arsenic Total Analysis Run 8/3/2016 11:18 AM
Bridgeton LF Client: RSI Data: Bridgeton LF

Sanitas™ v.9.5.26 Software licensed to Jett Environmental Consulting, UG
Hollow symbols indicate censored values.

Within Limit

Prediction Limit

Intrawell Non-parametric

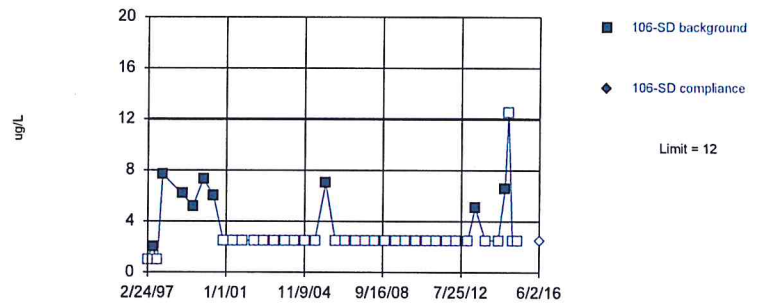

Non-parametric test used in lieu of parametric prediction limit because censored data exceeded 50%. Limit is highest of 40 background values. 77.5% NDs. Well-constituent pair annual alpha = 0.004602. Individual comparison alpha = 0.001152 (1 of 2). After outlier removal distribution was non-normal, so outlier results were invalidated.

Constituent: Arsenic Total Analysis Run 8/3/2016 11:18 AM
Bridgeton LF Client: RSI Data: Bridgeton LF

Sanitas™ v.9.5.26 Software licensed to Jett Environmental Consulting, UG
Hollow symbols indicate censored values.

Within Limit

Prediction Limit

Intrawell Non-parametric

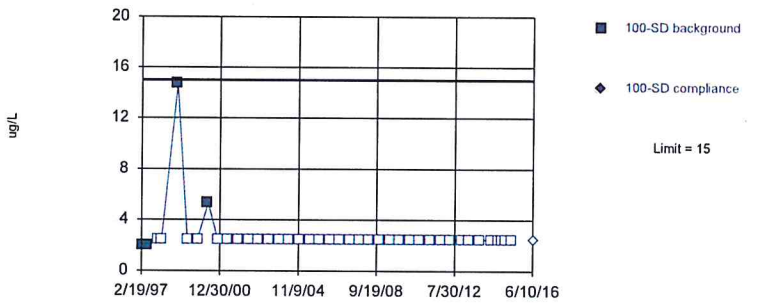

Non-parametric test used in lieu of parametric prediction limit because censored data exceeded 50%. Limit is highest of 40 background values. 90% NDs. Well-constituent pair annual alpha = 0.004602. Individual comparison alpha = 0.001152 (1 of 2). After outlier removal distribution was non-normal, so outlier results were invalidated.

Constituent: Arsenic Total Analysis Run 8/3/2016 11:18 AM
Bridgeton LF Client: RSI Data: Bridgeton LF

Sanitas™ v.9.5.26 Software licensed to Jett Environmental Consulting, UG
Hollow symbols indicate censored values.

Within Limit

Prediction Limit

Intrawell Non-parametric

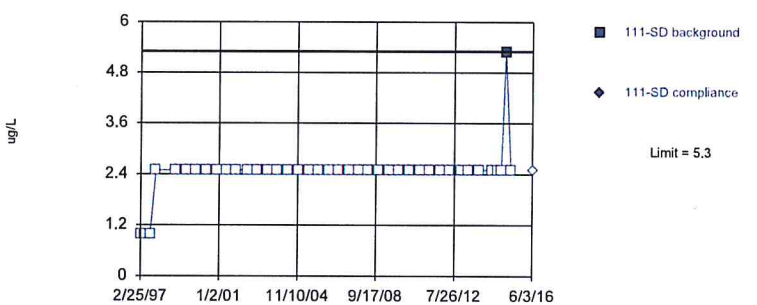

Non-parametric test used in lieu of parametric prediction limit because censored data exceeded 50%. Limit is highest of 40 background values. 97.5% NDs. Well-constituent pair annual alpha = 0.004602. Individual comparison alpha = 0.001152 (1 of 2). After outlier removal distribution was non-normal, so outlier results were invalidated.

Constituent: Arsenic Total Analysis Run 8/3/2016 11:18 AM
Bridgeton LF Client: RSI Data: Bridgeton LF

Sanitas™ v.9.5.26 Software licensed to Jett Environmental Consulting, UG

Within Limit

Prediction Limit

Intrawell Non-parametric

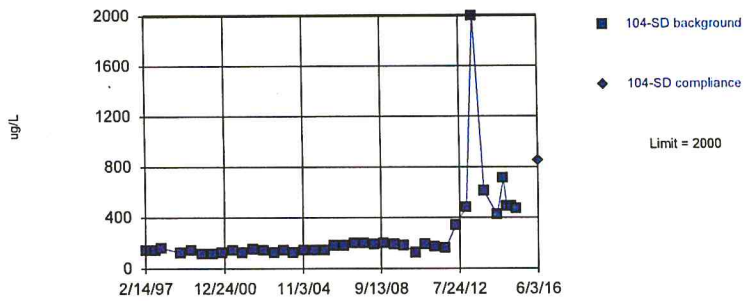

Non-parametric test used in lieu of parametric prediction limit because the Shapiro Wilk normality test showed the data to be non-normal at the 0.01 alpha level. Limit is highest of 40 background values. Well-constituent pair annual alpha = 0.004602. Individual comparison alpha = 0.001152 (1 of 2). After outlier removal distribution was non-normal, so outlier results were invalidated.

Constituent: Barium Total Analysis Run 8/3/2016 11:18 AM
Bridgeton LF Client: RSI Data: Bridgeton LF

Sanitas™ v.9.5.26 Software licensed to Jett Environmental Consulting, UG

Exceeds Limit

Prediction Limit

Intrawell Parametric

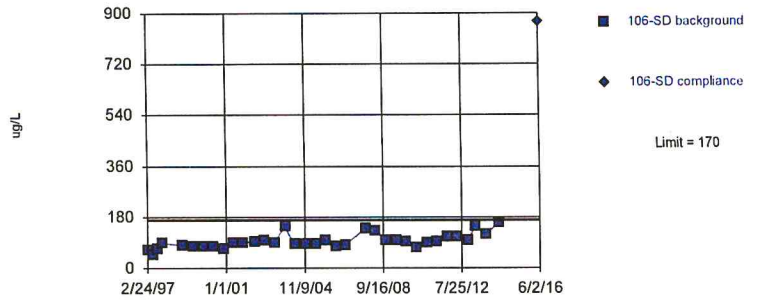

Background Data Summary (based on natural log transformation): Mean=4.53, Std. Dev.=0.2517, n=35. Normality test: Shapiro Wilk @alpha = 0.01, calculated = 0.9644, critical = 0.91. Kappa = 2.466 (c=34, w=4, 1 of 2, event alpha = 0.026). Report alpha = 0.0001937. Rosner's outlier test was performed on the background data. Five background outliers were removed: 220 (5/21/2007); 1400 (9/24/2014); 924 (11/20/2014); 1140 (2/4/2015); 985 (5/14/2015).

Constituent: Barium Total Analysis Run 8/3/2016 11:18 AM
Bridgeton LF Client: RSI Data: Bridgeton LF

Sanitas™ v.9.5.26 Software licensed to Jett Environmental Consulting, UG

Within Limit

Prediction Limit

Intrawell Parametric

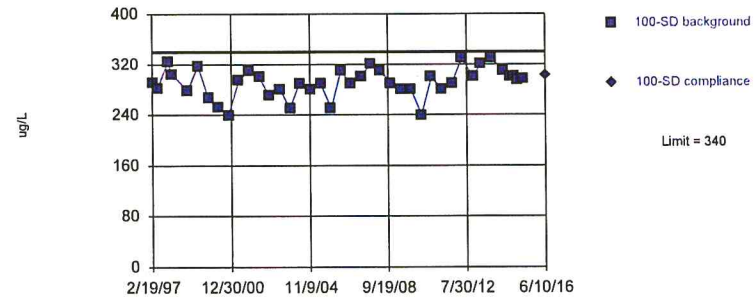

Background Data Summary (based on x^4 transformation): Mean=7.4e9, Std. Dev.=2.2e9, n=40. Normality test: Shapiro Wilk @alpha = 0.01, calculated = 0.9657, critical = 0.919. Kappa = 2.426 (c=34, w=4, 1 of 2, event alpha = 0.026). Report alpha = 0.0001937. EPA 1989 outlier screening was performed on the background data (to establish suspected outliers for Dixon's/Rosner's). No background outliers were found.

Constituent: Barium Total Analysis Run 8/3/2016 11:18 AM
Bridgeton LF Client: RSI Data: Bridgeton LF

Sanitas™ v.9.5.26 Software licensed to Jett Environmental Consulting, UG

Within Limit

Prediction Limit

Intrawell Non-parametric

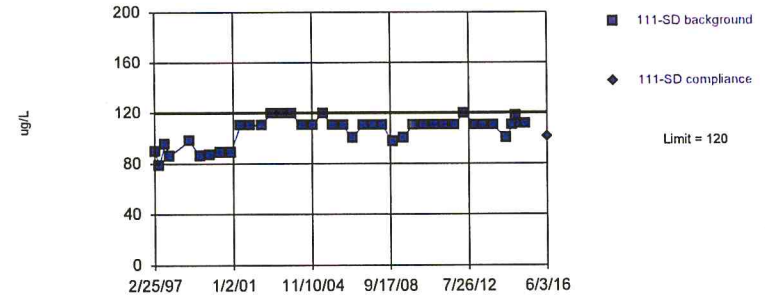

Non-parametric test used in lieu of parametric prediction limit because the Shapiro Wilk normality test showed the data to be non-normal at the 0.01 alpha level. Limit is highest of 40 background values. Well-constituent pair annual alpha = 0.004602. Individual comparison alpha = 0.001152 (1 of 2). After outlier removal distribution was non-normal, so outlier results were invalidated.

Constituent: Barium Total Analysis Run 8/3/2016 11:18 AM
Bridgeton LF Client: RSI Data: Bridgeton LF

Sanitas™ v.9.5.26 Software licensed to Jett Environmental Consulting, UG
Hollow symbols indicate censored values.

Within Limit

Prediction Limit

Intrawell Non-parametric

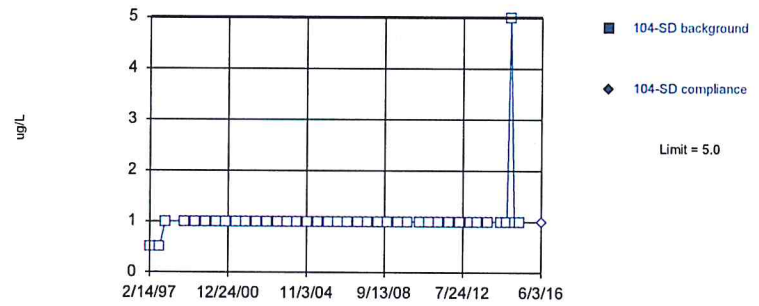

Non-parametric test used in lieu of parametric prediction limit because censored data exceeded 50%. Limit is highest of 40 background values. 100% NDs. Well-constituent pair annual alpha = 0.004602. Individual comparison alpha = 0.001152 (1 of 2). After outlier removal distribution was non-normal, so outlier results were invalidated.

Constituent: Beryllium Total Analysis Run 8/3/2016 11:18 AM
Bridgeton LF Client: RSI Data: Bridgeton LF

Sanitas™ v.9.5.26 Software licensed to Jett Environmental Consulting, UG
Hollow symbols indicate censored values.

Within Limit

Prediction Limit

Intrawell Non-parametric

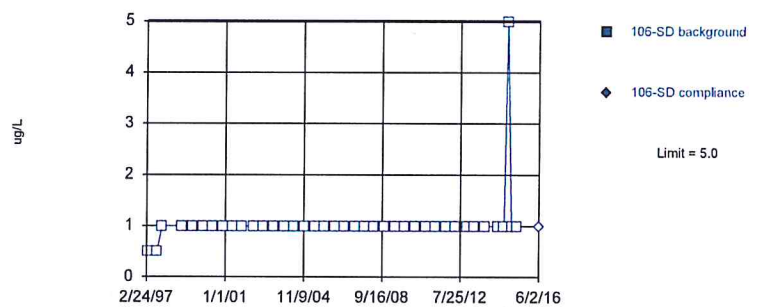

Non-parametric test used in lieu of parametric prediction limit because censored data exceeded 50%. Limit is highest of 40 background values. 100% NDs. Well-constituent pair annual alpha = 0.004602. Individual comparison alpha = 0.001152 (1 of 2). After outlier removal distribution was non-normal, so outlier results were invalidated.

Constituent: Beryllium Total Analysis Run 8/3/2016 11:18 AM
Bridgeton LF Client: RSI Data: Bridgeton LF

Sanitas™ v.9.5.26 Software licensed to Jett Environmental Consulting, UG
Hollow symbols indicate censored values.

Within Limit

Prediction Limit

Intrawell Non-parametric

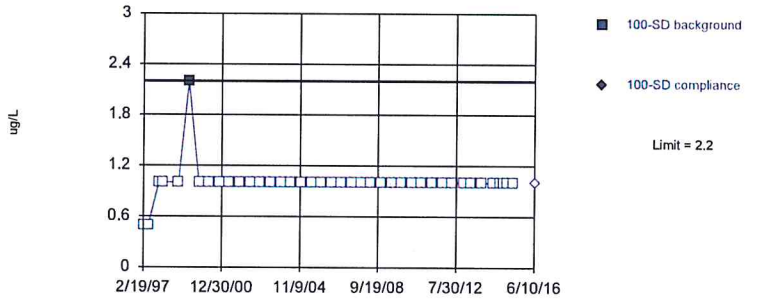

Non-parametric test used in lieu of parametric prediction limit because censored data exceeded 50%. Limit is highest of 40 background values. 97.5% NDs. Well-constituent pair annual alpha = 0.004602. Individual comparison alpha = 0.001152 (1 of 2). After outlier removal distribution was non-normal, so outlier results were invalidated.

Constituent: Beryllium Total Analysis Run 8/3/2016 11:18 AM
Bridgeton LF Client: RSI Data: Bridgeton LF

Sanitas™ v.9.5.26 Software licensed to Jett Environmental Consulting, UG
Hollow symbols indicate censored values.

Within Limit

Prediction Limit

Intrawell Non-parametric

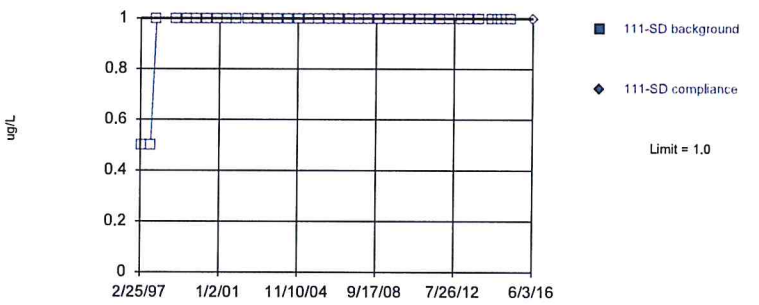

Non-parametric test used in lieu of parametric prediction limit because censored data exceeded 50%. Limit is highest of 40 background values. 100% NDs. Well-constituent pair annual alpha = 0.004602. Individual comparison alpha = 0.001152 (1 of 2). After outlier removal distribution was non-normal, so outlier results were invalidated.

Constituent: Beryllium Total Analysis Run 8/3/2016 11:18 AM
Bridgeton LF Client: RSI Data: Bridgeton LF

Sanitas™ v.9.5.26 Software licensed to Jett Environmental Consulting. UG
Hollow symbols indicate censored values.

Within Limit

Prediction Limit

Intrawell Non-parametric

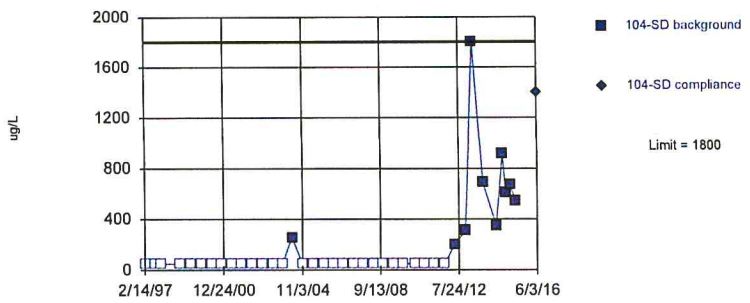

Non-parametric test used in lieu of parametric prediction limit because censored data exceeded 50%. Limit is highest of 40 background values. 75% NDs. Well-constituent pair annual alpha = 0.004602. Individual comparison alpha = 0.001152 (1 of 2). After outlier removal distribution was non-normal, so outlier results were invalidated.

Constituent: Boron Total Analysis Run 8/3/2016 11:18 AM
Bridgeton LF Client: RSI Data: Bridgeton LF

Sanitas™ v.9.5.26 Software licensed to Jett Environmental Consulting. UG
Hollow symbols indicate censored values.

Within Limit

Prediction Limit

Intrawell Non-parametric

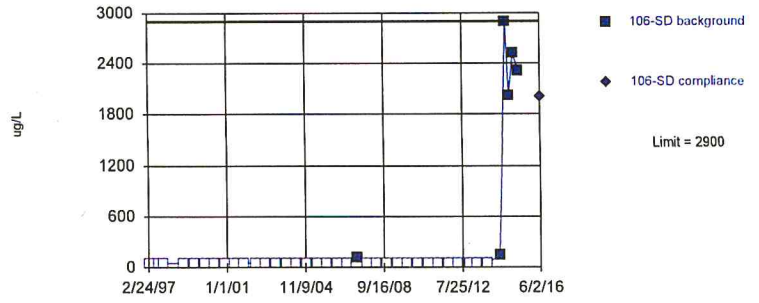

Non-parametric test used in lieu of parametric prediction limit because censored data exceeded 50%. Limit is highest of 40 background values. 85% NDs. Well-constituent pair annual alpha = 0.004602. Individual comparison alpha = 0.001152 (1 of 2). After outlier removal distribution was non-normal, so outlier results were invalidated.

Constituent: Boron Total Analysis Run 8/3/2016 11:18 AM
Bridgeton LF Client: RSI Data: Bridgeton LF

Sanitas™ v.9.5.26 Software licensed to Jett Environmental Consulting. UG
Hollow symbols indicate censored values.

Within Limit

Prediction Limit

Intrawell Non-parametric

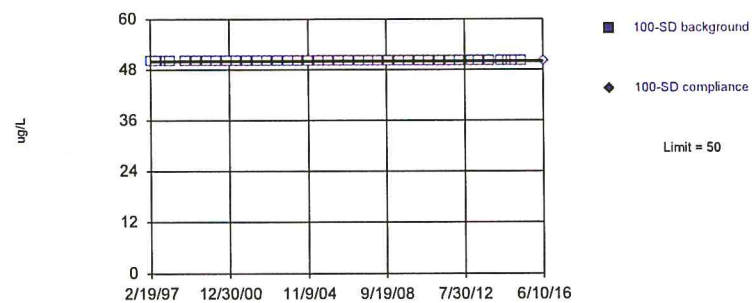

Non-parametric test used in lieu of parametric prediction limit because censored data exceeded 50%. Limit is highest of 40 background values. 100% NDs. Well-constituent pair annual alpha = 0.004602. Individual comparison alpha = 0.001152 (1 of 2). After outlier removal distribution was non-normal, so outlier results were invalidated.

Constituent: Boron Total Analysis Run 8/3/2016 11:18 AM
Bridgeton LF Client: RSI Data: Bridgeton LF

Sanitas™ v.9.5.26 Software licensed to Jett Environmental Consulting. UG
Hollow symbols indicate censored values.

Within Limit

Prediction Limit

Intrawell Non-parametric

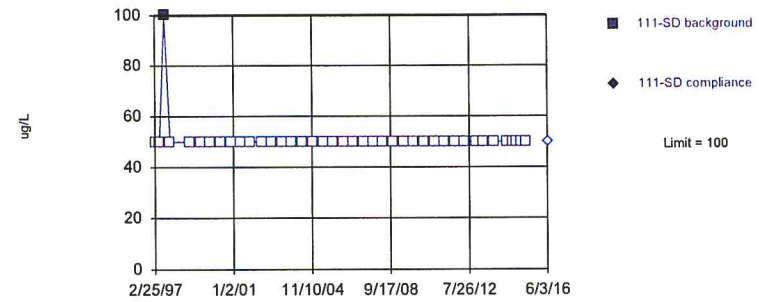

Non-parametric test used in lieu of parametric prediction limit because censored data exceeded 50%. Limit is highest of 40 background values. 97.5% NDs. Well-constituent pair annual alpha = 0.004602. Individual comparison alpha = 0.001152 (1 of 2). After outlier removal distribution was non-normal, so outlier results were invalidated.

Constituent: Boron Total Analysis Run 8/3/2016 11:18 AM
Bridgeton LF Client: RSI Data: Bridgeton LF

Sanitas™ v.9.5.26 Software licensed to Jett Environmental Consulting, UG
Hollow symbols indicate censored values.

Within Limit

Prediction Limit

Intrawell Non-parametric

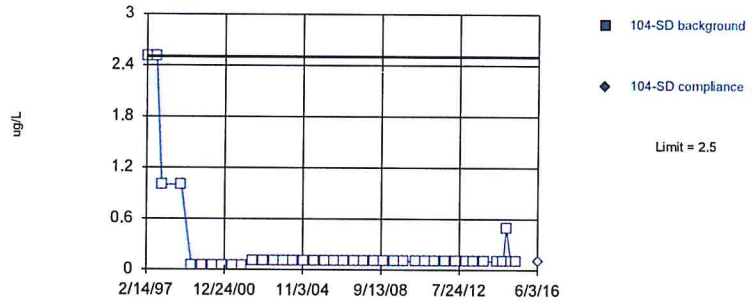

Non-parametric test used in lieu of parametric prediction limit because censored data exceeded 50%. Limit is highest of 40 background values. 100% NDs. Well-constituent pair annual alpha = 0.004602. Individual comparison alpha = 0.001152 (1 of 2). After outlier removal distribution was non-normal, so outlier results were invalidated.

Constituent: Cadmium Total Analysis Run 8/3/2016 11:18 AM

Bridgeton LF Client: RSI Data: Bridgeton LF

Sanitas™ v.9.5.26 Software licensed to Jett Environmental Consulting, UG
Hollow symbols indicate censored values.

Within Limit

Prediction Limit

Intrawell Non-parametric

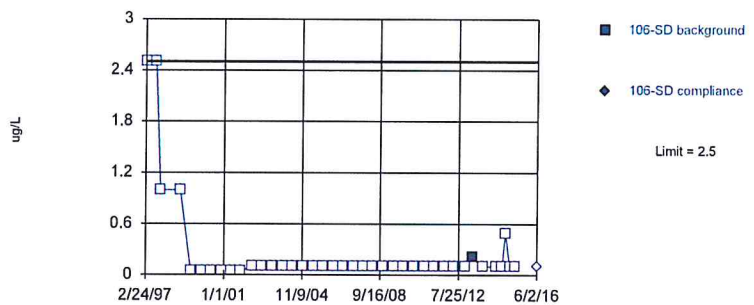

Non-parametric test used in lieu of parametric prediction limit because censored data exceeded 50%. Limit is highest of 40 background values. 97.5% NDs. Well-constituent pair annual alpha = 0.004602. Individual comparison alpha = 0.001152 (1 of 2). After outlier removal distribution was non-normal, so outlier results were invalidated.

Constituent: Cadmium Total Analysis Run 8/3/2016 11:18 AM

Bridgeton LF Client: RSI Data: Bridgeton LF

Sanitas™ v.9.5.26 Software licensed to Jett Environmental Consulting, UG
Hollow symbols indicate censored values.

Within Limit

Prediction Limit

Intrawell Non-parametric

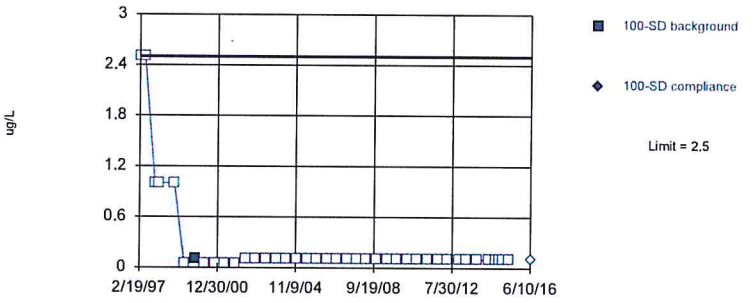

Non-parametric test used in lieu of parametric prediction limit because censored data exceeded 50%. Limit is highest of 40 background values. 97.5% NDs. Well-constituent pair annual alpha = 0.004602. Individual comparison alpha = 0.001152 (1 of 2). After outlier removal distribution was non-normal, so outlier results were invalidated.

Constituent: Cadmium Total Analysis Run 8/3/2016 11:18 AM

Bridgeton LF Client: RSI Data: Bridgeton LF

Sanitas™ v.9.5.26 Software licensed to Jett Environmental Consulting, UG
Hollow symbols indicate censored values.

Within Limit

Prediction Limit

Intrawell Non-parametric

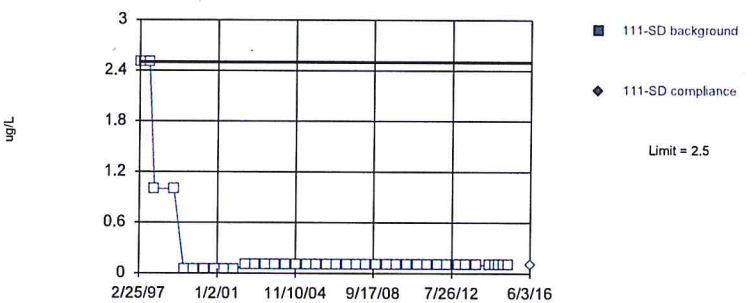

Non-parametric test used in lieu of parametric prediction limit because censored data exceeded 50%. Limit is highest of 40 background values. 100% NDs. Well-constituent pair annual alpha = 0.004602. Individual comparison alpha = 0.001152 (1 of 2). After outlier removal distribution was non-normal, so outlier results were invalidated.

Constituent: Cadmium Total Analysis Run 8/3/2016 11:18 AM

Bridgeton LF Client: RSI Data: Bridgeton LF

Within Limit

Prediction Limit

Intrawell Non-parametric

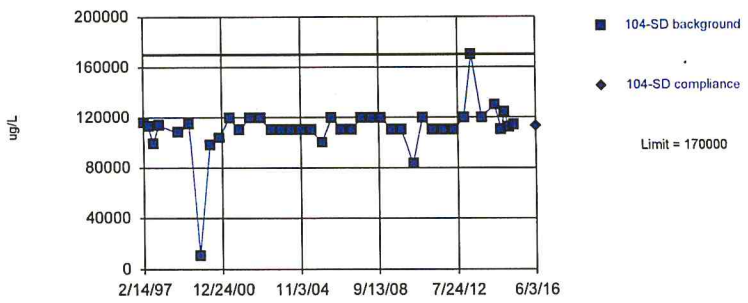

Non-parametric test used in lieu of parametric prediction limit because the Shapiro Wilk normality test showed the data to be non-normal at the 0.01 alpha level. Limit is highest of 40 background values. Well-constituent pair annual alpha = 0.004602. Individual comparison alpha = 0.001152 (1 of 2). Distribution was found to be non-normal after removal of suspect values, so outliers could not be indentified.

Constituent: Calcium Total Analysis Run 8/3/2016 11:18 AM

Bridgeton LF Client: RSI Data: Bridgeton LF

Sanitas™ v.9.5.26 Software licensed to Jett Environmental Consulting, UG

Within Limit

Prediction Limit

Intrawell Parametric

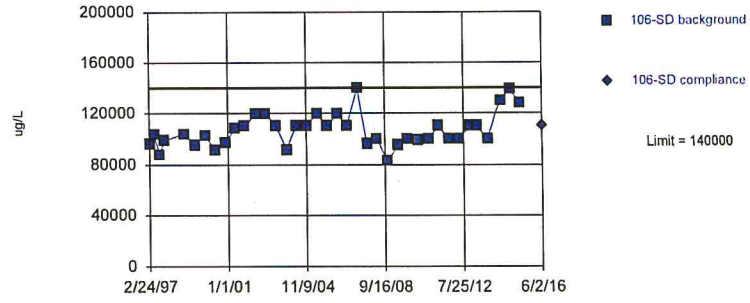

Background Data Summary (based on natural log transformation): Mean=11.57, Std. Dev.=0.1181, n=38. Normality test: Shapiro Wilk @alpha = 0.01, calculated = 0.9547, critical = 0.916. Kappa = 2.442 (c=34, w=4, 1 of 2, event alpha = 0.026). Report alpha = 0.0001937. Rosner's outlier test was performed on the background data. Two background outliers were removed: 200000 (9/24/2014); 176000 (2/4/2015).

Constituent: Calcium Total Analysis Run 8/3/2016 11:18 AM

Bridgeton LF Client: RSI Data: Bridgeton LF

Sanitas™ v.9.5.26 Software licensed to Jett Environmental Consulting, UG

Within Limit

Prediction Limit

Intrawell Parametric

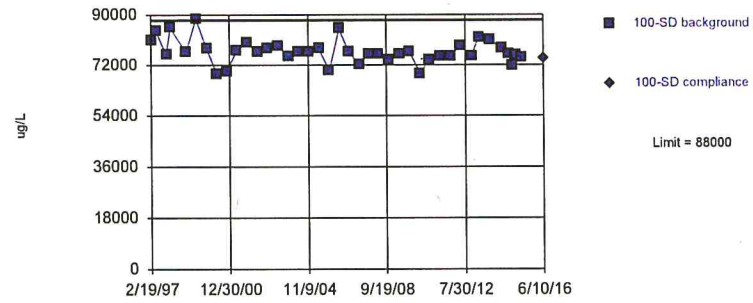

Background Data Summary (based on natural log transformation): Mean=11.25, Std. Dev.=0.05606, n=40. Normality test: Shapiro Wilk @alpha = 0.01, calculated = 0.9571, critical = 0.919. Kappa = 2.426 (c=34, w=4, 1 of 2, event alpha = 0.026). Report alpha = 0.0001937. EPA 1989 outlier screening was performed on the background data (to establish suspected outliers for Dixon's/Rosner's). No background outliers were found.

Constituent: Calcium Total Analysis Run 8/3/2016 11:18 AM

Bridgeton LF Client: RSI Data: Bridgeton LF

Sanitas™ v.9.5.26 Software licensed to Jett Environmental Consulting, UG

Within Limit

Prediction Limit

Intrawell Parametric

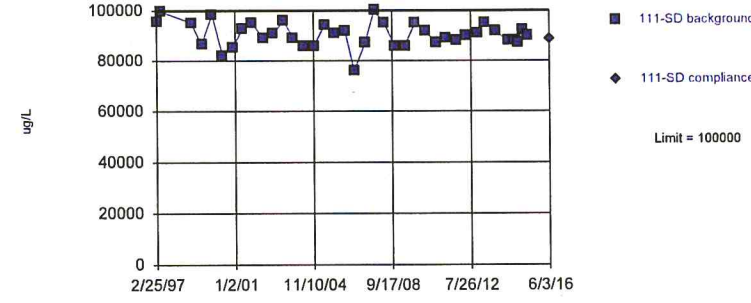

Background Data Summary (based on cube transformation): Mean=7.5e14, Std. Dev.=1.2e14, n=38. Normality test: Shapiro Wilk @alpha = 0.01, calculated = 0.9719, critical = 0.916. Kappa = 2.442 (c=34, w=4, 1 of 2, event alpha = 0.026). Report alpha = 0.0001937. Rosner's outlier test was performed on the background data. Two background outliers were removed: 8590 (8/21/1997); 70400 (11/24/1997).

Constituent: Calcium Total Analysis Run 8/3/2016 11:18 AM

Bridgeton LF Client: RSI Data: Bridgeton LF

Sanitas™ v.9.5.26 Software licensed to Jett Environmental Consulting, UG
Hollow symbols indicate censored values.

Within Limit

Prediction Limit

Intrawell Non-parametric

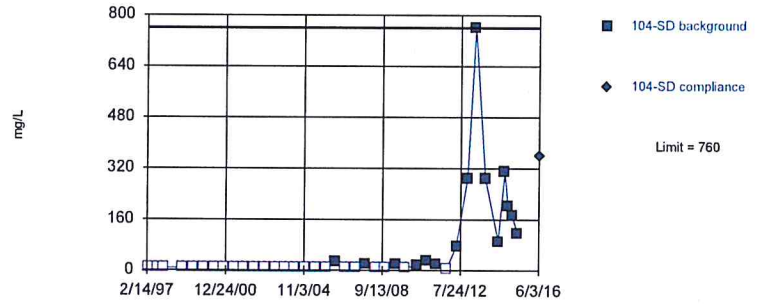

Non-parametric test used in lieu of parametric prediction limit because censored data exceeded 50%. Limit is highest of 40 background values. 62.5% NDs. Well-constituent pair annual alpha = 0.004602. Individual comparison alpha = 0.001152 (1 of 2). After outlier removal distribution was non-normal, so outlier results were invalidated.

Constituent: Chemical Oxygen Demand [COD] Analysis Run 8/3/2016 11:18 AM

Bridgeton LF Client: RSI Data: Bridgeton LF

Sanitas™ v.9.5.26 Software licensed to Jett Environmental Consulting, UG
Hollow symbols indicate censored values.

Within Limit

Prediction Limit

Intrawell Non-parametric

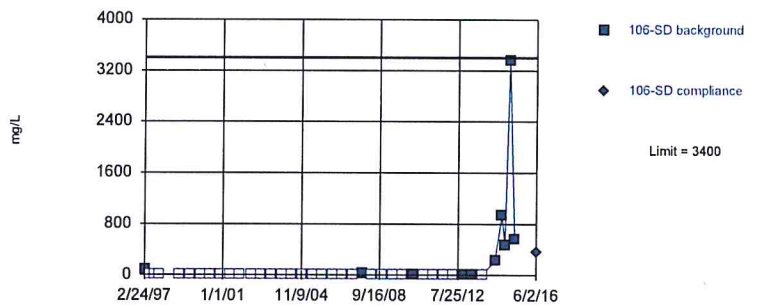

Non-parametric test used in lieu of parametric prediction limit because censored data exceeded 50%. Limit is highest of 40 background values. 75% NDs. Well-constituent pair annual alpha = 0.004602. Individual comparison alpha = 0.001152 (1 of 2). After outlier removal distribution was non-normal, so outlier results were invalidated.

Constituent: Chemical Oxygen Demand [COD] Analysis Run 8/3/2016 11:18 AM

Bridgeton LF Client: RSI Data: Bridgeton LF

Sanitas™ v.9.5.26 Software licensed to Jett Environmental Consulting, UG
Hollow symbols indicate censored values.

Within Limit

Prediction Limit

Intrawell Non-parametric

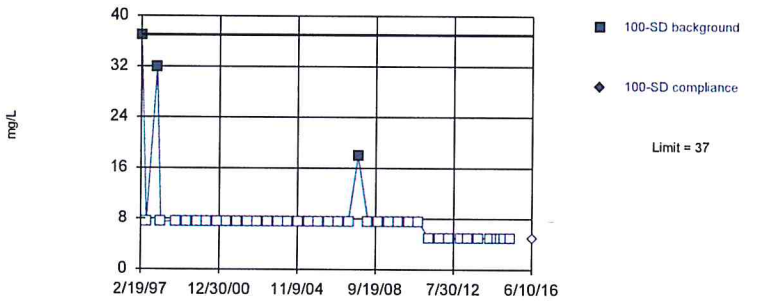

Non-parametric test used in lieu of parametric prediction limit because censored data exceeded 50%. Limit is highest of 40 background values. 92.5% NDs. Well-constituent pair annual alpha = 0.004602. Individual comparison alpha = 0.001152 (1 of 2). After outlier removal distribution was non-normal, so outlier results were invalidated.

Constituent: Chemical Oxygen Demand [COD] Analysis Run 8/3/2016 11:18 AM

Bridgeton LF Client: RSI Data: Bridgeton LF

Sanitas™ v.9.5.26 Software licensed to Jett Environmental Consulting, UG
Hollow symbols indicate censored values.

Within Limit

Prediction Limit

Intrawell Non-parametric

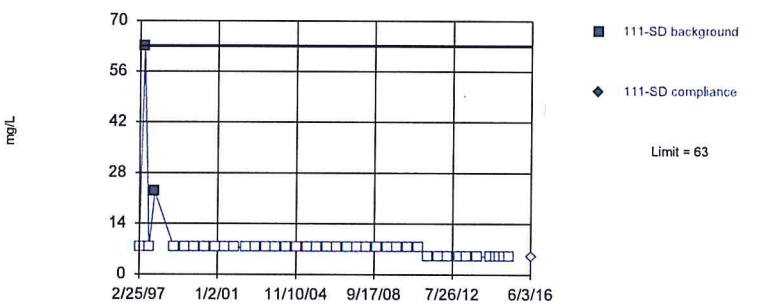

Non-parametric test used in lieu of parametric prediction limit because censored data exceeded 50%. Limit is highest of 40 background values. 95% NDs. Well-constituent pair annual alpha = 0.004602. Individual comparison alpha = 0.001152 (1 of 2). After outlier removal distribution was non-normal, so outlier results were invalidated.

Constituent: Chemical Oxygen Demand [COD] Analysis Run 8/3/2016 11:18 AM

Bridgeton LF Client: RSI Data: Bridgeton LF

Sanitas™ v.9.5.26 Software licensed to Jett Environmental Consulting, UG

Within Limit

Prediction Limit

Intrawell Non-parametric

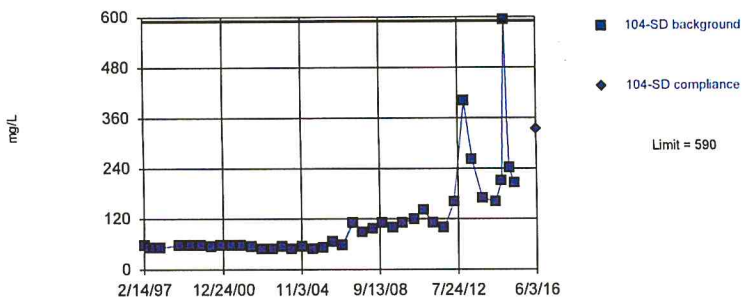

Non-parametric test used in lieu of parametric prediction limit because the Shapiro Wilk normality test showed the data to be non-normal at the 0.01 alpha level. Limit is highest of 40 background values. Well-constituent pair annual alpha = 0.004602. Individual comparison alpha = 0.001152 (1 of 2). After outlier removal distribution was non-normal, so outlier results were invalidated.

Constituent: Chloride Analysis Run 8/3/2016 11:18 AM

Bridgeton LF Client: RSI Data: Bridgeton LF

Sanitas™ v.9.5.26 Software licensed to Jett Environmental Consulting, UG

Within Limit

Prediction Limit

Intrawell Non-parametric

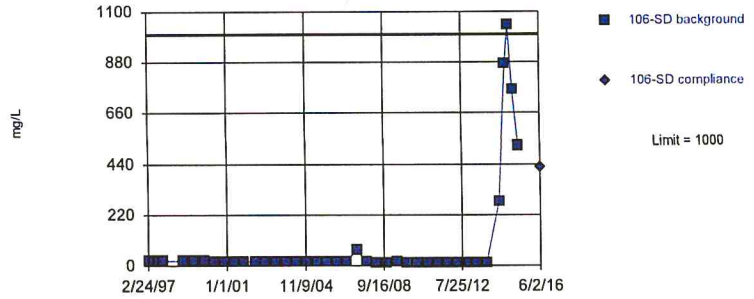

Non-parametric test used in lieu of parametric prediction limit because the Shapiro Wilk normality test showed the data to be non-normal at the 0.01 alpha level. Limit is highest of 40 background values. Well-constituent pair annual alpha = 0.004602. Individual comparison alpha = 0.001152 (1 of 2). Distribution was found to be non-normal after removal of suspect values, so outliers could not be indentified.

Constituent: Chloride Analysis Run 8/3/2016 11:18 AM

Bridgeton LF Client: RSI Data: Bridgeton LF

Sanitas™ v.9.5.26 Software licensed to Jett Environmental Consulting, UG
Hollow symbols indicate censored values.

Within Limit

Prediction Limit

Intrawell Non-parametric

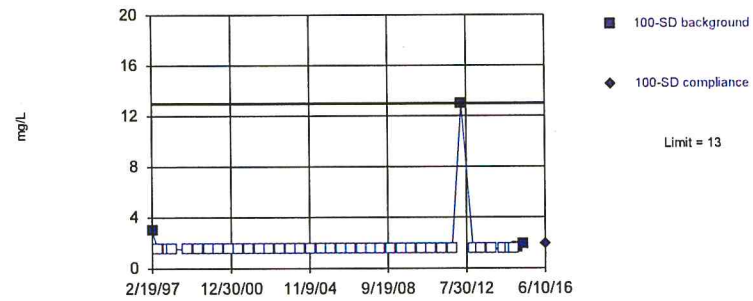

Non-parametric test used in lieu of parametric prediction limit because censored data exceeded 50%. Limit is highest of 40 background values. 90% NDs. Well-constituent pair annual alpha = 0.004602. Individual comparison alpha = 0.001152 (1 of 2). After outlier removal distribution was non-normal, so outlier results were invalidated.

Constituent: Chloride Analysis Run 8/3/2016 11:18 AM

Bridgeton LF Client: RSI Data: Bridgeton LF

Sanitas™ v.9.5.26 Software licensed to Jett Environmental Consulting, UG

Within Limit

Prediction Limit

Intrawell Parametric

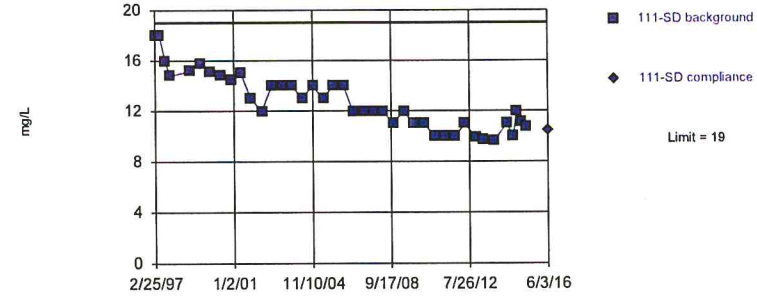

Background Data Summary (based on natural log transformation): Mean=2.531, Std. Dev.=0.173, n=40. Normality test: Shapiro Wilk @alpha = 0.01, calculated = 0.9432, critical = 0.919. Kappa = 2.426 (c=34, w=4, 1 of 2, event alpha = 0.026). Report alpha = 0.0001937. EPA 1989 outlier screening was performed on the background data (to establish suspected outliers for Dixon's/Rosner's). No background outliers were found.

Constituent: Chloride Analysis Run 8/3/2016 11:18 AM

Bridgeton LF Client: RSI Data: Bridgeton LF

Sanitas™ v.9.5.26 Software licensed to Jett Environmental Consulting, UG
Hollow symbols indicate censored values.

Exceeds Limit

Prediction Limit

Intrawell Non-parametric

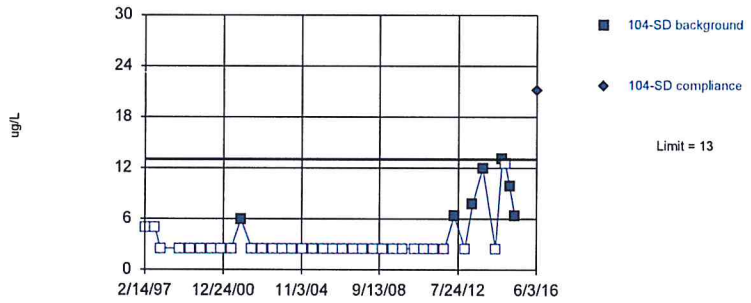

Non-parametric test used in lieu of parametric prediction limit because censored data exceeded 50%. Limit is highest of 40 background values. 82.5% NDs. Well-constituent pair annual alpha = 0.004602. Individual comparison alpha = 0.001152 (1 of 2). After outlier removal distribution was non-normal, so outlier results were invalidated.

Constituent: Chromium Total Analysis Run 8/3/2016 11:18 AM
Bridgeton LF Client: RSI Data: Bridgeton LF

Sanitas™ v.9.5.26 Software licensed to Jett Environmental Consulting, UG
Hollow symbols indicate censored values.

Within Limit

Prediction Limit

Intrawell Non-parametric

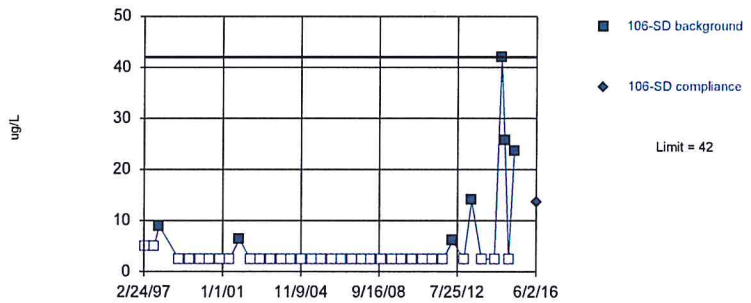

Non-parametric test used in lieu of parametric prediction limit because censored data exceeded 50%. Limit is highest of 40 background values. 82.5% NDs. Well-constituent pair annual alpha = 0.004602. Individual comparison alpha = 0.001152 (1 of 2). After outlier removal distribution was non-normal, so outlier results were invalidated.

Constituent: Chromium Total Analysis Run 8/3/2016 11:18 AM
Bridgeton LF Client: RSI Data: Bridgeton LF

Sanitas™ v.9.5.26 Software licensed to Jett Environmental Consulting, UG
Hollow symbols indicate censored values.

Within Limit

Prediction Limit

Intrawell Non-parametric

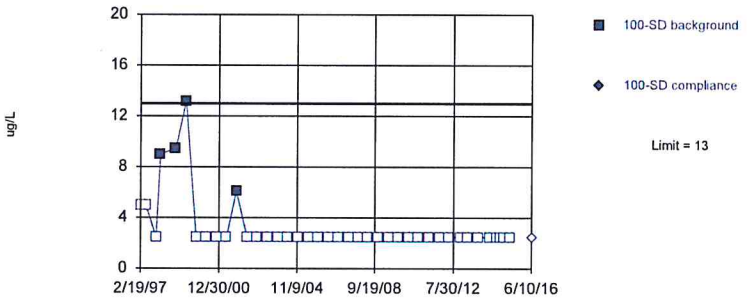

Non-parametric test used in lieu of parametric prediction limit because censored data exceeded 50%. Limit is highest of 40 background values. 90% NDs. Well-constituent pair annual alpha = 0.004602. Individual comparison alpha = 0.001152 (1 of 2). After outlier removal distribution was non-normal, so outlier results were invalidated.

Constituent: Chromium Total Analysis Run 8/3/2016 11:18 AM
Bridgeton LF Client: RSI Data: Bridgeton LF

Sanitas™ v.9.5.26 Software licensed to Jett Environmental Consulting, UG
Hollow symbols indicate censored values.

Within Limit

Prediction Limit

Intrawell Non-parametric

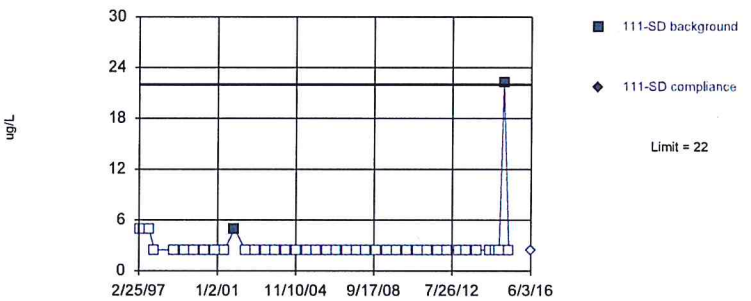

Non-parametric test used in lieu of parametric prediction limit because censored data exceeded 50%. Limit is highest of 40 background values. 95% NDs. Well-constituent pair annual alpha = 0.004602. Individual comparison alpha = 0.001152 (1 of 2). After outlier removal distribution was non-normal, so outlier results were invalidated.

Constituent: Chromium Total Analysis Run 8/3/2016 11:18 AM
Bridgeton LF Client: RSI Data: Bridgeton LF

Sanitas™ v.9.5.26 Software licensed to Jett Environmental Consulting. UG
Hollow symbols indicate censored values.

Within Limit

Prediction Limit

Intrawell Non-parametric

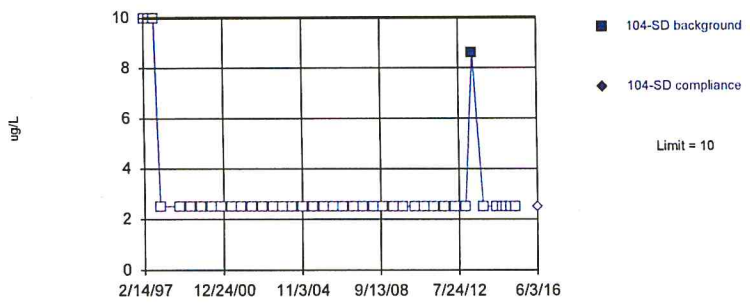

Non-parametric test used in lieu of parametric prediction limit because censored data exceeded 50%. Limit is highest of 40 background values. 97.5% NDs. Well-constituent pair annual alpha = 0.004602. Individual comparison alpha = 0.001152 (1 of 2). After outlier removal distribution was non-normal, so outlier results were invalidated.

Constituent: Cobalt Total Analysis Run 8/3/2016 11:18 AM
Bridgeton LF Client: RSI Data: Bridgeton LF

Sanitas™ v.9.5.26 Software licensed to Jett Environmental Consulting. UG
Hollow symbols indicate censored values.

Within Limit

Prediction Limit

Intrawell Non-parametric

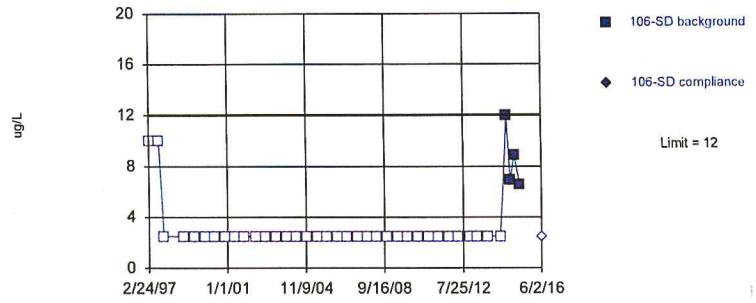

Non-parametric test used in lieu of parametric prediction limit because censored data exceeded 50%. Limit is highest of 40 background values. 90% NDs. Well-constituent pair annual alpha = 0.004602. Individual comparison alpha = 0.001152 (1 of 2). After outlier removal distribution was non-normal, so outlier results were invalidated.

Constituent: Cobalt Total Analysis Run 8/3/2016 11:18 AM
Bridgeton LF Client: RSI Data: Bridgeton LF

Sanitas™ v.9.5.26 Software licensed to Jett Environmental Consulting. UG
Hollow symbols indicate censored values.

Within Limit

Prediction Limit

Intrawell Non-parametric

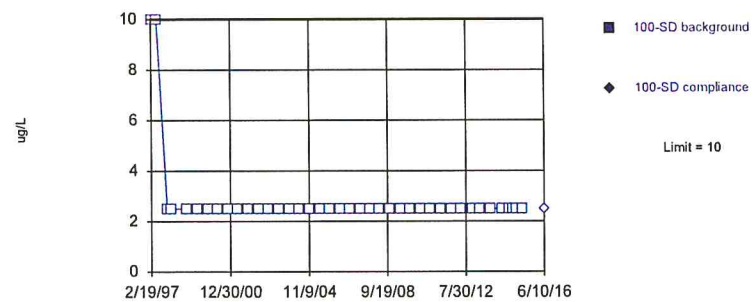

Non-parametric test used in lieu of parametric prediction limit because censored data exceeded 50%. Limit is highest of 40 background values. 100% NDs. Well-constituent pair annual alpha = 0.004602. Individual comparison alpha = 0.001152 (1 of 2). After outlier removal distribution was non-normal, so outlier results were invalidated.

Constituent: Cobalt Total Analysis Run 8/3/2016 11:18 AM
Bridgeton LF Client: RSI Data: Bridgeton LF

Sanitas™ v.9.5.26 Software licensed to Jett Environmental Consulting. UG
Hollow symbols indicate censored values.

Within Limit

Prediction Limit

Intrawell Non-parametric

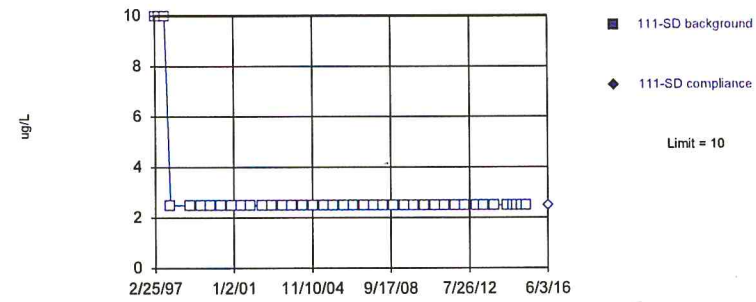

Non-parametric test used in lieu of parametric prediction limit because censored data exceeded 50%. Limit is highest of 40 background values. 100% NDs. Well-constituent pair annual alpha = 0.004602. Individual comparison alpha = 0.001152 (1 of 2). After outlier removal distribution was non-normal, so outlier results were invalidated.

Constituent: Cobalt Total Analysis Run 8/3/2016 11:18 AM
Bridgeton LF Client: RSI Data: Bridgeton LF

Sanitas™ v.9.5.26 Software licensed to Jett Environmental Consulting, UG
Hollow symbols indicate censored values.

Within Limit

Prediction Limit

Intrawell Non-parametric

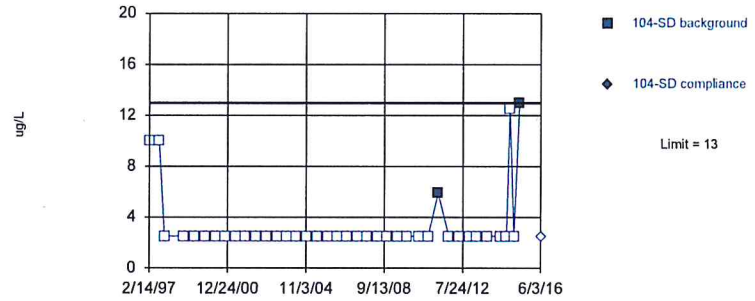

Non-parametric test used in lieu of parametric prediction limit because censored data exceeded 50%. Limit is highest of 40 background values. 95% NDs. Well-constituent pair annual alpha = 0.004602. Individual comparison alpha = 0.001152 (1 of 2). After outlier removal distribution was non-normal, so outlier results were invalidated.

Constituent: Copper Total Analysis Run 8/3/2016 11:18 AM

Bridgeton LF Client: RSI Data: Bridgeton LF

Sanitas™ v.9.5.26 Software licensed to Jett Environmental Consulting, UG
Hollow symbols indicate censored values.

Within Limit

Prediction Limit

Intrawell Non-parametric

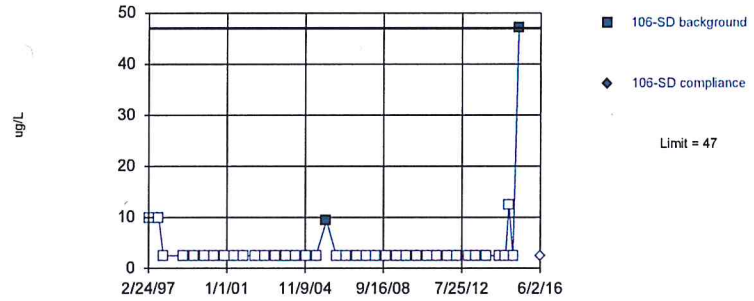

Non-parametric test used in lieu of parametric prediction limit because censored data exceeded 50%. Limit is highest of 40 background values. 95% NDs. Well-constituent pair annual alpha = 0.004602. Individual comparison alpha = 0.001152 (1 of 2). After outlier removal distribution was non-normal, so outlier results were invalidated.

Constituent: Copper Total Analysis Run 8/3/2016 11:18 AM

Bridgeton LF Client: RSI Data: Bridgeton LF

Sanitas™ v.9.5.26 Software licensed to Jett Environmental Consulting, UG
Hollow symbols indicate censored values.

Within Limit

Prediction Limit

Intrawell Non-parametric

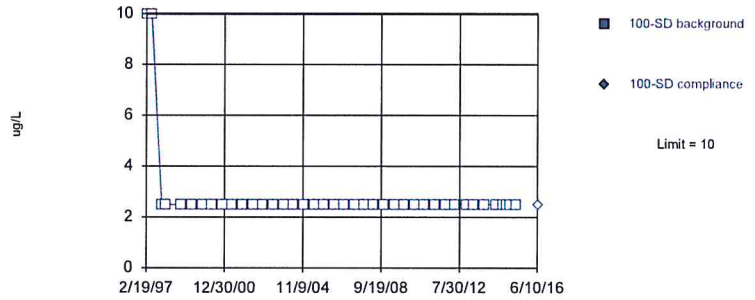

Non-parametric test used in lieu of parametric prediction limit because censored data exceeded 50%. Limit is highest of 40 background values. 100% NDs. Well-constituent pair annual alpha = 0.004602. Individual comparison alpha = 0.001152 (1 of 2). After outlier removal distribution was non-normal, so outlier results were invalidated.

Constituent: Copper Total Analysis Run 8/3/2016 11:18 AM

Bridgeton LF Client: RSI Data: Bridgeton LF

Sanitas™ v.9.5.26 Software licensed to Jett Environmental Consulting, UG
Hollow symbols indicate censored values.

Within Limit

Prediction Limit

Intrawell Non-parametric

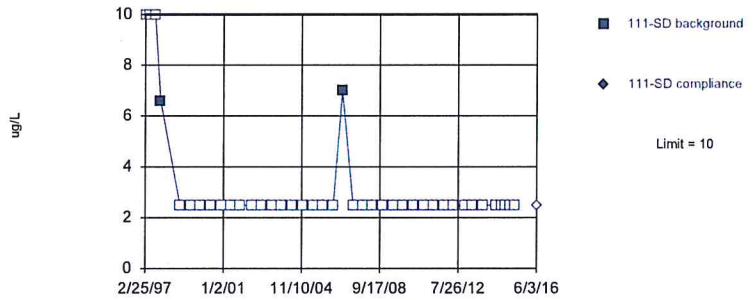

Non-parametric test used in lieu of parametric prediction limit because censored data exceeded 50%. Limit is highest of 40 background values. 95% NDs. Well-constituent pair annual alpha = 0.004602. Individual comparison alpha = 0.001152 (1 of 2). After outlier removal distribution was non-normal, so outlier results were invalidated.

Constituent: Copper Total Analysis Run 8/3/2016 11:18 AM

Bridgeton LF Client: RSI Data: Bridgeton LF

Within Limit

Prediction Limit

Intrawell Parametric

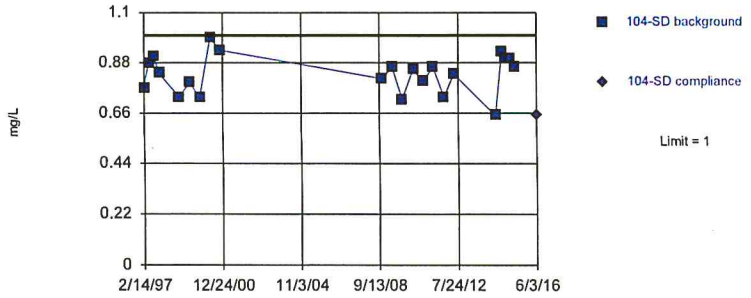

Background Data Summary (based on square transformation): Mean=0.6967, Std. Dev.=0.1384, n=22. Normality test: Shapiro Wilk @alpha = 0.01, calculated = 0.9836, critical = 0.878. Kappa = 2.66 (c=34, w=4, 1 of 2, event alpha = 0.026). Report alpha = 0.0001937. Rosner's outlier test was performed on the background data. Four background outliers were removed: 1.26 (5/15/2001); <0.1 (11/27/2012); 0.21 (4/11/2013); <0.1 (10/7/2013).

Constituent: Fluoride Analysis Run 8/3/2016 11:19 AM

Bridgeton LF Client: RSI Data: Bridgeton LF

Sanitas™ v.9.5.26 Software licensed to Jett Environmental Consulting, UG

Within Limit

Prediction Limit

Intrawell Parametric

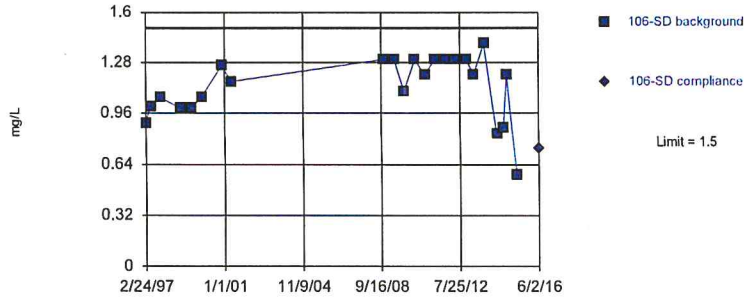

Background Data Summary (based on cube transformation): Mean=1.552, Std. Dev.=0.68, n=23. Normality test: Shapiro Wilk @alpha = 0.01, calculated = 0.9378, critical = 0.881. Kappa = 2.637 (c=34, w=4, 1 of 2, event alpha = 0.026). Report alpha = 0.0001937. Rosner's outlier test was performed on the background data. Three background outliers were removed: <0.25 (8/28/1997); 2.24 (5/23/2000); 0.18 (2/4/2015).

Constituent: Fluoride Analysis Run 8/3/2016 11:19 AM

Bridgeton LF Client: RSI Data: Bridgeton LF

Sanitas™ v.9.5.26 Software licensed to Jett Environmental Consulting, UG

Within Limit

Prediction Limit

Intrawell Parametric

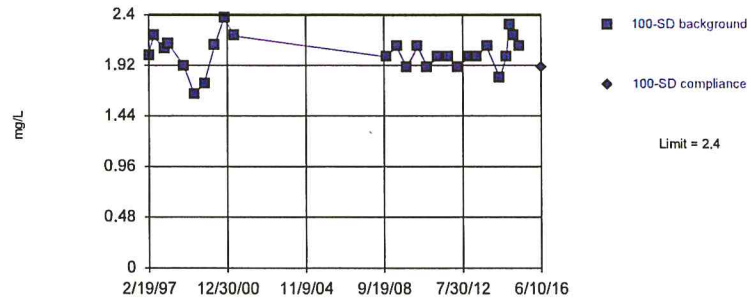

Background Data Summary (based on square transformation): Mean=4.154, Std. Dev.=0.6542, n=26. Normality test: Shapiro Wilk @alpha = 0.01, calculated = 0.9765, critical = 0.891. Kappa = 2.575 (c=34, w=4, 1 of 2, event alpha = 0.026). Report alpha = 0.0001937. EPA 1989 outlier screening was performed on the background data (to establish suspected outliers for Dixon's/Rosner's). No background outliers were found.

Constituent: Fluoride Analysis Run 8/3/2016 11:19 AM

Bridgeton LF Client: RSI Data: Bridgeton LF

Sanitas™ v.9.5.26 Software licensed to Jett Environmental Consulting, UG

Within Limit

Prediction Limit

Intrawell Parametric

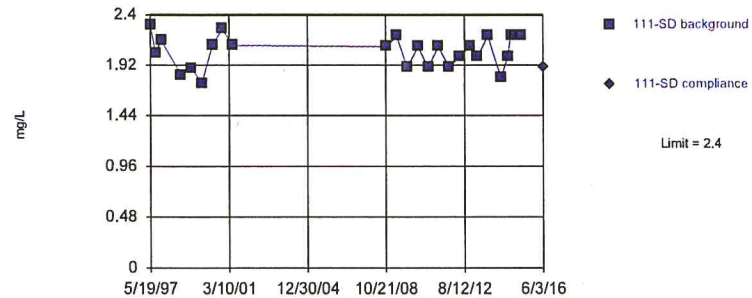

Background Data Summary (based on x^4 transformation): Mean=18.37, Std. Dev.=5.15, n=25. Normality test: Shapiro Wilk @alpha = 0.01, calculated = 0.9559, critical = 0.888. Kappa = 2.59 (c=34, w=4, 1 of 2, event alpha = 0.026). Report alpha = 0.0001937. Rosner's outlier test was performed on the background data. One background outlier was removed: 1.2 (2/25/1997).

Constituent: Fluoride Analysis Run 8/3/2016 11:19 AM

Bridgeton LF Client: RSI Data: Bridgeton LF

Sanitas™ v.9.5.26 Software licensed to Jett Environmental Consulting, UG

Exceeds Limit

Prediction Limit

Intrawell Parametric

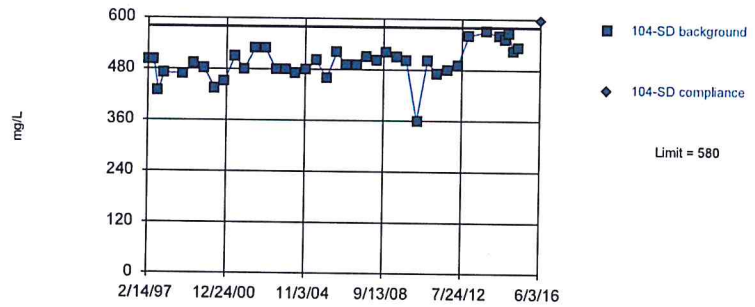

Background Data Summary (based on cube transformation): Mean=1.2e8, Std. Dev.=2.9e7, n=39. Normality test: Shapiro Wilk @alpha = 0.01, calculated = 0.9649, critical = 0.917. Kappa = 2.434 (c=34, w=4, 1 of 2, event alpha = 0.026). Report alpha = 0.0001937. Rosner's outlier test was performed on the background data. One background outlier was removed: 840 (4/11/2013).

Constituent: Hardness Total Analysis Run 8/3/2016 11:19 AM

Bridgeton LF Client: RSI Data: Bridgeton LF

Sanitas™ v.9.5.26 Software licensed to Jett Environmental Consulting, UG

Exceeds Limit

Prediction Limit

Intrawell Parametric

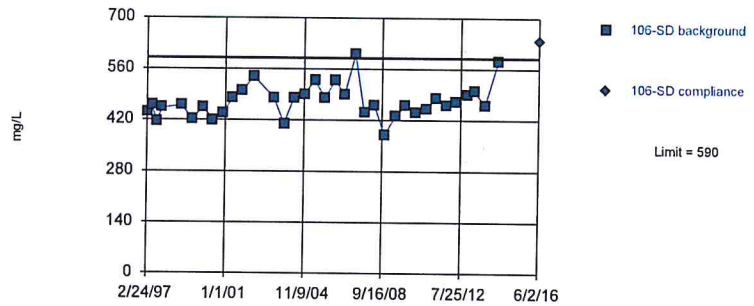

Background Data Summary (based on natural log transformation): Mean=6.15, Std. Dev.=0.09469, n=35. Normality test: Shapiro Wilk @alpha = 0.01, calculated = 0.9671, critical = 0.91. Kappa = 2.466 (c=34, w=4, 1 of 2, event alpha = 0.026). Report alpha = 0.0001937. Rosner's outlier test was performed on the background data. Five background outliers were removed: 180 (11/19/2002); 1300 (9/24/2014); 838 (11/20/2014); 1100 (2/4/2015); 817 (5/14/2015).

Constituent: Hardness Total Analysis Run 8/3/2016 11:19 AM

Bridgeton LF Client: RSI Data: Bridgeton LF

Sanitas™ v.9.5.26 Software licensed to Jett Environmental Consulting, UG

Within Limit

Prediction Limit

Intrawell Parametric

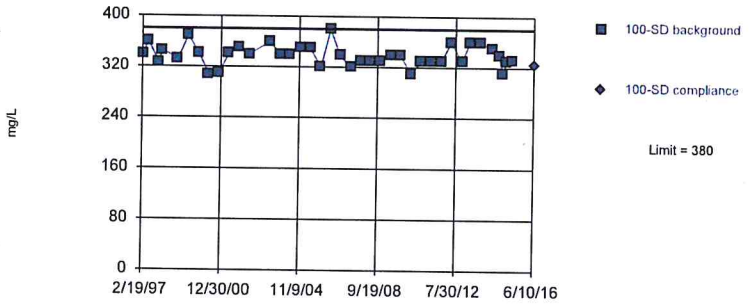

Background Data Summary (based on natural log transformation): Mean=5.824, Std. Dev.=0.04847, n=39. Normality test: Shapiro Wilk @alpha = 0.01, calculated = 0.9622, critical = 0.917. Kappa = 2.434 (c=34, w=4, 1 of 2, event alpha = 0.026). Report alpha = 0.0001937. Rosner's outlier test was performed on the background data. One background outlier was removed: 120 (11/19/2002).

Constituent: Hardness Total Analysis Run 8/3/2016 11:19 AM

Bridgeton LF Client: RSI Data: Bridgeton LF

Sanitas™ v.9.5.26 Software licensed to Jett Environmental Consulting, UG

Within Limit

Prediction Limit

Intrawell Parametric

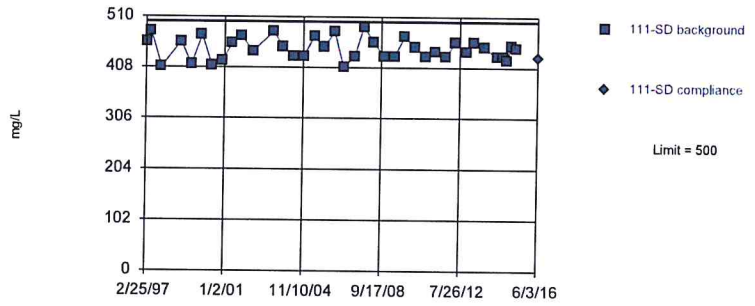

Background Data Summary (based on cube root transformation): Mean=7.638, Std. Dev.=0.1242, n=38. Normality test: Shapiro Wilk @alpha = 0.01, calculated = 0.9532, critical = 0.916. Kappa = 2.442 (c=34, w=4, 1 of 2, event alpha = 0.026). Report alpha = 0.0001937. Rosner's outlier test was performed on the background data. Two background outliers were removed: 37.1 (8/21/1997); 150 (11/19/2002).

Constituent: Hardness Total Analysis Run 8/3/2016 11:19 AM

Bridgeton LF Client: RSI Data: Bridgeton LF

Sanitas™ v.9.5.26 Software licensed to Jett Environmental Consulting, UG

Within Limit

Prediction Limit

Intrawell Parametric

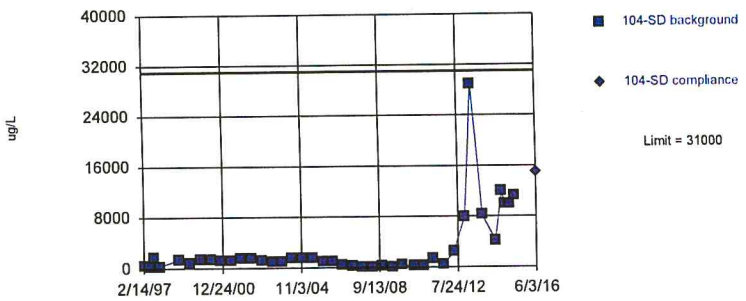

Background Data Summary (based on natural log transformation): Mean=7.096, Std. Dev.=1.332, n=40. Normality test: Shapiro Wilk @alpha = 0.01, calculated = 0.9354, critical = 0.919. Kappa = 2.426 (c=34, w=4, 1 of 2, event alpha = 0.026). Report alpha = 0.0001937. EPA 1989 outlier screening was performed on the background data (to establish suspected outliers for Dixon's/Rosner's). No background outliers were found.

Constituent: Iron Total Analysis Run 8/3/2016 11:19 AM

Bridgeton LF Client: RSI Data: Bridgeton LF

Sanitas™ v.9.5.26 Software licensed to Jett Environmental Consulting, UG

Within Limit

Prediction Limit

Intrawell Parametric

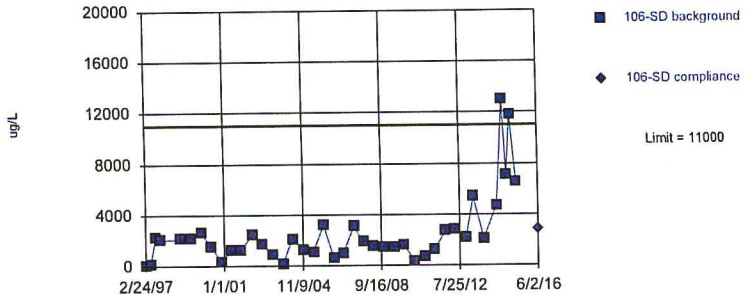

Background Data Summary (based on cube root transformation): Mean=12.37, Std. Dev.=4.148, n=40. Normality test: Shapiro Wilk @alpha = 0.01, calculated = 0.9425, critical = 0.919. Kappa = 2.426 (c=34, w=4, 1 of 2, event alpha = 0.026). Report alpha = 0.0001937. EPA 1989 outlier screening was performed on the background data (to establish suspected outliers for Dixon's/Rosner's). No background outliers were found.

Constituent: Iron Total Analysis Run 8/3/2016 11:19 AM

Bridgeton LF Client: RSI Data: Bridgeton LF

Sanitas™ v.9.5.26 Software licensed to Jett Environmental Consulting, UG

Within Limit

Prediction Limit

Intrawell Parametric

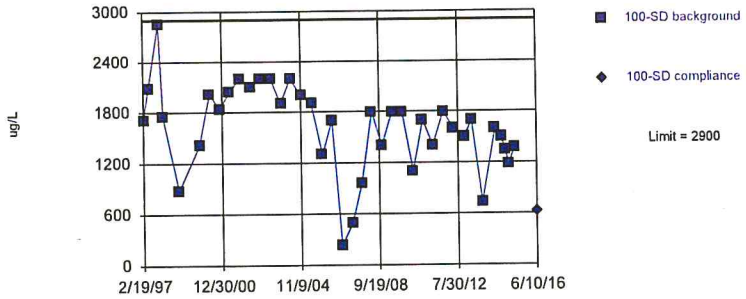

Background Data Summary: Mean=1623, Std. Dev.=514.4, n=39. Normality test: Shapiro Wilk @alpha = 0.01, calculated = 0.9632, critical = 0.917. Kappa = 2.434 (c=34, w=4, 1 of 2, event alpha = 0.026). Report alpha = 0.0001937. Rosner's outlier test was performed on the background data. One background outlier was removed: 3550 (5/18/1999).

Constituent: Iron Total Analysis Run 8/3/2016 11:19 AM

Bridgeton LF Client: RSI Data: Bridgeton LF

Sanitas™ v.9.5.26 Software licensed to Jett Environmental Consulting, UG

Within Limit

Prediction Limit

Intrawell Parametric

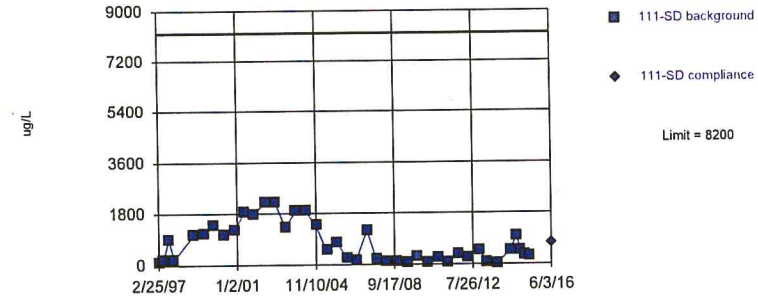

Background Data Summary (based on natural log transformation): Mean=6.026, Std. Dev.=1.228, n=40. Normality test: Shapiro Wilk @alpha = 0.01, calculated = 0.9369, critical = 0.919. Kappa = 2.426 (c=34, w=4, 1 of 2, event alpha = 0.026). Report alpha = 0.0001937. EPA 1989 outlier screening was performed on the background data (to establish suspected outliers for Dixon's/Rosner's). No background outliers were found.

Constituent: Iron Total Analysis Run 8/3/2016 11:19 AM

Bridgeton LF Client: RSI Data: Bridgeton LF

Sanitas™ v.9.5.26 Software licensed to Jett Environmental Consulting, UG
Hollow symbols indicate censored values.

Within Limit

Prediction Limit

Intrawell Non-parametric

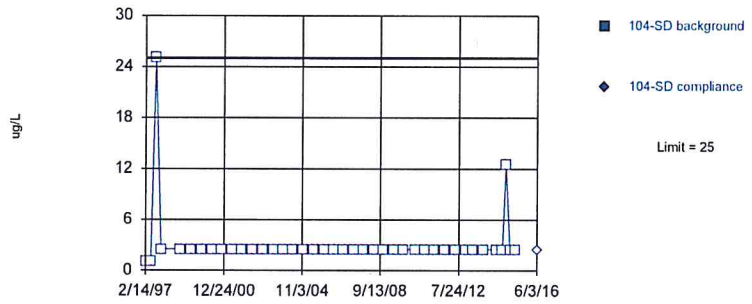

Non-parametric test used in lieu of parametric prediction limit because censored data exceeded 50%. Limit is highest of 40 background values. 100% NDs. Well-constituent pair annual alpha = 0.004602. Individual comparison alpha = 0.001152 (1 of 2). After outlier removal distribution was non-normal, so outlier results were invalidated.

Constituent: Lead Total Analysis Run 8/3/2016 11:19 AM

Bridgeton LF Client: RSI Data: Bridgeton LF

Sanitas™ v.9.5.26 Software licensed to Jett Environmental Consulting, UG
Hollow symbols indicate censored values.

Within Limit

Prediction Limit

Intrawell Non-parametric

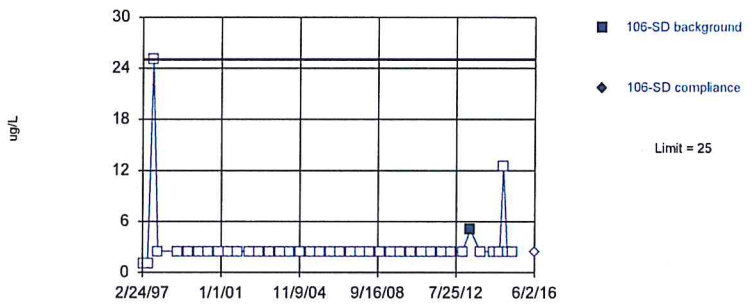

Non-parametric test used in lieu of parametric prediction limit because censored data exceeded 50%. Limit is highest of 40 background values. 97.5% NDs. Well-constituent pair annual alpha = 0.004602. Individual comparison alpha = 0.001152 (1 of 2). After outlier removal distribution was non-normal, so outlier results were invalidated.

Constituent: Lead Total Analysis Run 8/3/2016 11:19 AM

Bridgeton LF Client: RSI Data: Bridgeton LF

Sanitas™ v.9.5.26 Software licensed to Jett Environmental Consulting, UG
Hollow symbols indicate censored values.

Within Limit

Prediction Limit

Intrawell Non-parametric

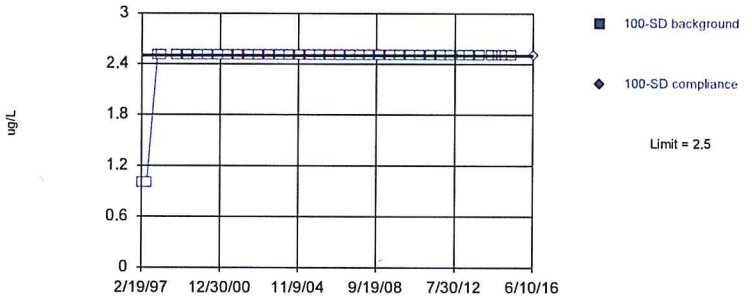

Non-parametric test used in lieu of parametric prediction limit because censored data exceeded 50%. Limit is highest of 40 background values. 100% NDs. Well-constituent pair annual alpha = 0.004602. Individual comparison alpha = 0.001152 (1 of 2). After outlier removal distribution was non-normal, so outlier results were invalidated.

Constituent: Lead Total Analysis Run 8/3/2016 11:19 AM

Bridgeton LF Client: RSI Data: Bridgeton LF

Sanitas™ v.9.5.26 Software licensed to Jett Environmental Consulting, UG
Hollow symbols indicate censored values.

Within Limit

Prediction Limit

Intrawell Non-parametric

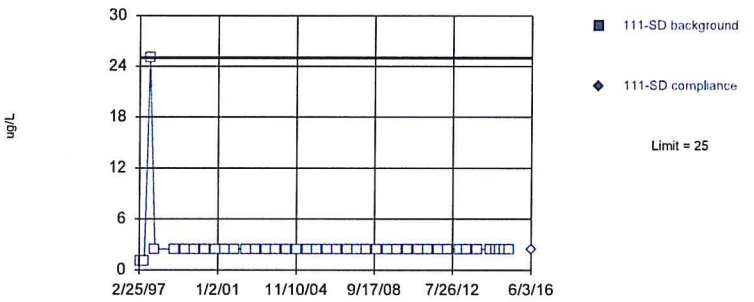

Non-parametric test used in lieu of parametric prediction limit because censored data exceeded 50%. Limit is highest of 40 background values. 100% NDs. Well-constituent pair annual alpha = 0.004602. Individual comparison alpha = 0.001152 (1 of 2). After outlier removal distribution was non-normal, so outlier results were invalidated.

Constituent: Lead Total Analysis Run 8/3/2016 11:19 AM

Bridgeton LF Client: RSI Data: Bridgeton LF

Sanitas™ v.9.5.26 Software licensed to Jett Environmental Consulting, UG

Exceeds Limit

Prediction Limit

Intrawell Parametric

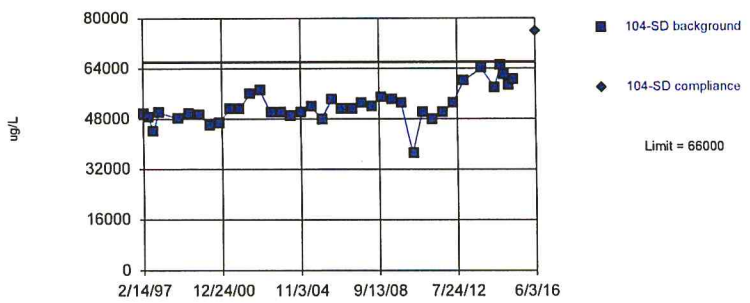

Background Data Summary (based on square root transformation): Mean=228.1, Std. Dev.=12.08, n=39. Normality test: Shapiro Wilk @alpha = 0.01, calculated = 0.9487, critical = 0.917. Kappa = 2.434 (c=34, w=4, 1 of 2, event alpha = 0.026). Report alpha = 0.0001937. Rosner's outlier test was performed on the background data. One background outlier was removed: 100000 (4/11/2013).

Constituent: Magnesium Total Analysis Run 8/3/2016 11:19 AM

Bridgeton LF Client: RSI Data: Bridgeton LF

Sanitas™ v.9.5.26 Software licensed to Jett Environmental Consulting, UG

Exceeds Limit

Prediction Limit

Intrawell Parametric



Background Data Summary (based on natural log transformation): Mean=10.82, Std. Dev.=0.09234, n=36. Normality test: Shapiro Wilk @alpha = 0.01, calculated = 0.9134, critical = 0.912. Kappa = 2.458 (c=34, w=4, 1 of 2, event alpha = 0.026). Report alpha = 0.0001937. Rosner's outlier test was performed on the background data. Four background outliers were removed: 190000 (9/24/2014); 119000 (11/20/2014); 160000 (2/4/2015); 120000 (5/14/2015).

Constituent: Magnesium Total Analysis Run 8/3/2016 11:19 AM

Bridgeton LF Client: RSI Data: Bridgeton LF

Sanitas™ v.9.5.26 Software licensed to Jett Environmental Consulting, UG

Within Limit

Prediction Limit

Intrawell Parametric

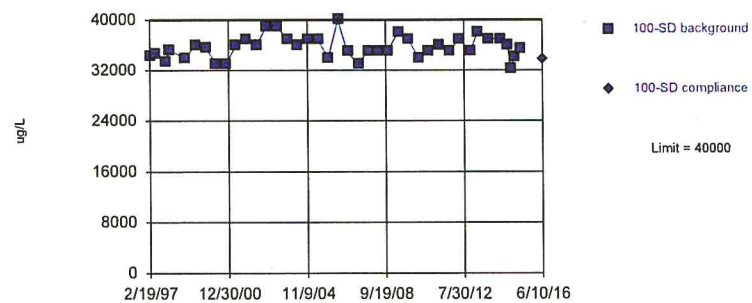

Background Data Summary (based on natural log transformation): Mean=10.48, Std. Dev.=0.04911, n=40. Normality test: Shapiro Wilk @alpha = 0.01, calculated = 0.9731, critical = 0.919. Kappa = 2.426 (c=34, w=4, 1 of 2, event alpha = 0.026). Report alpha = 0.0001937. EPA 1989 outlier screening was performed on the background data (to establish suspected outliers for Dixon's/Rosner's). No background outliers were found.

Constituent: Magnesium Total Analysis Run 8/3/2016 11:19 AM

Bridgeton LF Client: RSI Data: Bridgeton LF

Sanitas™ v.9.5.26 Software licensed to Jett Environmental Consulting, UG

Within Limit

Prediction Limit

Intrawell Parametric

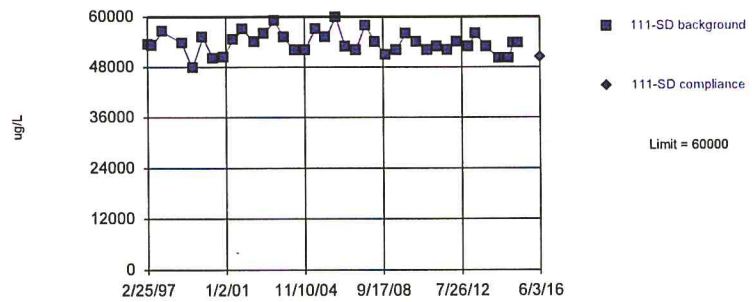

Background Data Summary (based on natural log transformation): Mean=10.89, Std. Dev.=0.0489, n=39. Normality test: Shapiro Wilk @alpha = 0.01, calculated = 0.9842, critical = 0.917. Kappa = 2.434 (c=34, w=4, 1 of 2, event alpha = 0.026). Report alpha = 0.0001937. Rosner's outlier test was performed on the background data. One background outlier was removed: 3810 (8/21/1997).

Constituent: Magnesium Total Analysis Run 8/3/2016 11:19 AM

Bridgeton LF Client: RSI Data: Bridgeton LF

Sanitas™ v.9.5.26 Software licensed to Jett Environmental Consulting, UG

Within Limit

Prediction Limit

Intrawell Parametric

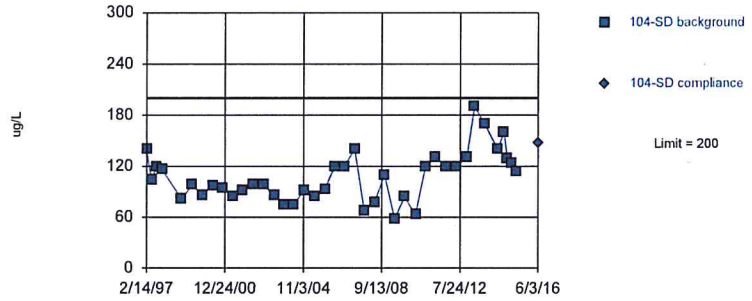

Background Data Summary (based on natural log transformation): Mean=4.643, Std. Dev.=0.2679, n=40. Normality test: Shapiro Wilk @alpha = 0.01, calculated = 0.9844, critical = 0.919. Kappa = 2.426 (c=34, w=4, 1 of 2, event alpha = 0.026). Report alpha = 0.0001937. EPA 1989 outlier screening was performed on the background data (to establish suspected outliers for Dixon's/Rosner's). No background outliers were found.

Constituent: Manganese Total Analysis Run 8/3/2016 11:19 AM

Bridgeton LF Client: RSI Data: Bridgeton LF

Sanitas™ v.9.5.26 Software licensed to Jett Environmental Consulting, UG

Within Limit

Prediction Limit

Intrawell Parametric

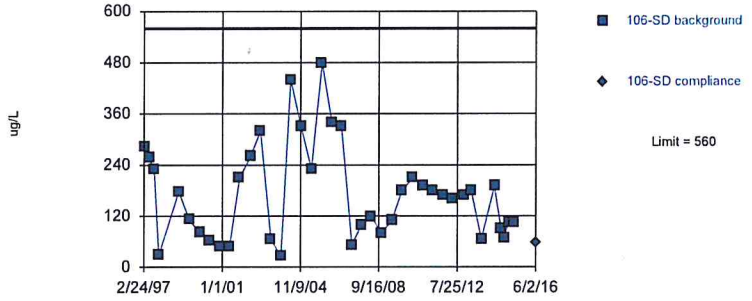

Background Data Summary (based on cube root transformation): Mean=5.302, Std. Dev.=1.222, n=40. Normality test: Shapiro Wilk @alpha = 0.01, calculated = 0.9728, critical = 0.919. Kappa = 2.426 (c=34, w=4, 1 of 2, event alpha = 0.026). Report alpha = 0.0001937. EPA 1989 outlier screening was performed on the background data (to establish suspected outliers for Dixon's/Rosner's). No background outliers were found.

Constituent: Manganese Total Analysis Run 8/3/2016 11:19 AM

Bridgeton LF Client: RSI Data: Bridgeton LF

Sanitas™ v.9.5.26 Software licensed to Jett Environmental Consulting, UG

Within Limit

Prediction Limit

Intrawell Non-parametric

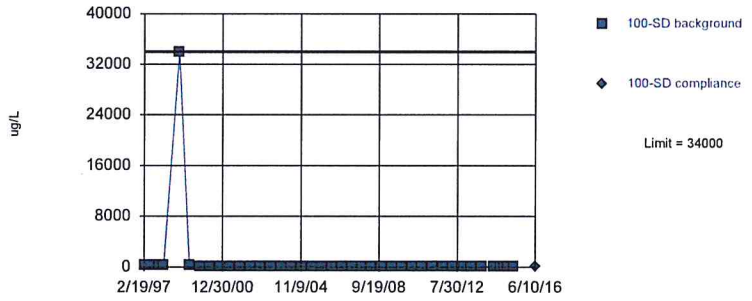

Non-parametric test used in lieu of parametric prediction limit because the Shapiro Wilk normality test showed the data to be non-normal at the 0.01 alpha level. Limit is highest of 40 background values. Well-constituent pair annual alpha = 0.004602. Individual comparison alpha = 0.001152 (1 of 2). After outlier removal distribution was non-normal, so outlier results were invalidated.

Constituent: Manganese Total Analysis Run 8/3/2016 11:19 AM

Bridgeton LF Client: RSI Data: Bridgeton LF

Sanitas™ v.9.5.26 Software licensed to Jett Environmental Consulting, UG

Hollow symbols indicate censored values.

Within Limit

Prediction Limit

Intrawell Non-parametric

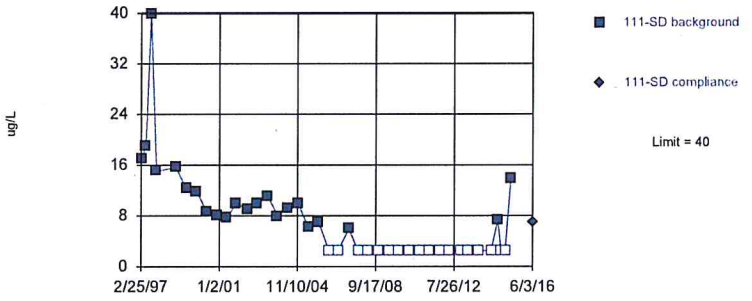

Non-parametric test used in lieu of parametric prediction limit because the Shapiro Wilk normality test showed the data to be non-normal at the 0.01 alpha level. Limit is highest of 40 background values. 45% NDs. Well-constituent pair annual alpha = 0.004602. Individual comparison alpha = 0.001152 (1 of 2). After outlier removal distribution was non-normal, so outlier results were invalidated.

Constituent: Manganese Total Analysis Run 8/3/2016 11:19 AM

Bridgeton LF Client: RSI Data: Bridgeton LF

Sanitas™ v.9.5.26 Software licensed to Jett Environmental Consulting. UG
Hollow symbols indicate censored values.

Within Limit

Prediction Limit

Intrawell Non-parametric

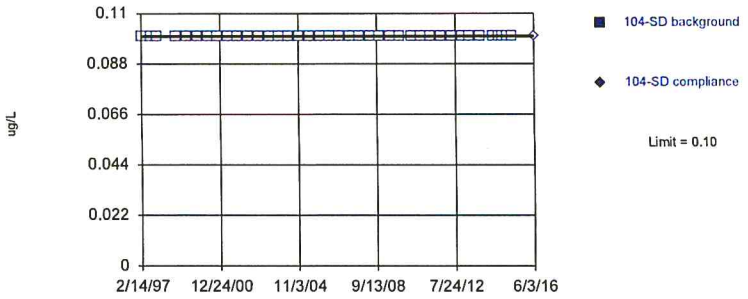

Non-parametric test used in lieu of parametric prediction limit because censored data exceeded 50%. Limit is highest of 40 background values. 100% NDs. Well-constituent pair annual alpha = 0.004602. Individual comparison alpha = 0.001152 (1 of 2). After outlier removal distribution was non-normal, so outlier results were invalidated.

Constituent: Mercury Total Analysis Run 8/3/2016 11:19 AM

Bridgeton LF Client: RSI Data: Bridgeton LF

Sanitas™ v.9.5.26 Software licensed to Jett Environmental Consulting. UG
Hollow symbols indicate censored values.

Within Limit

Prediction Limit

Intrawell Non-parametric

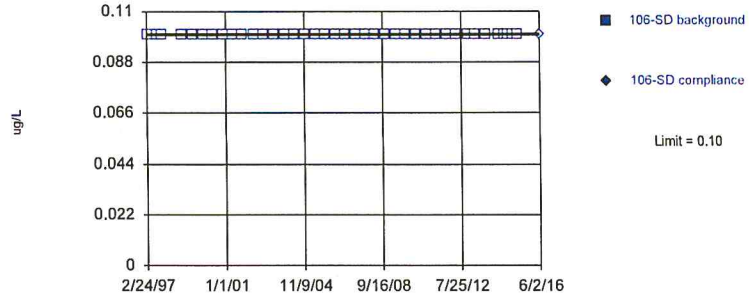

Non-parametric test used in lieu of parametric prediction limit because censored data exceeded 50%. Limit is highest of 40 background values. 100% NDs. Well-constituent pair annual alpha = 0.004602. Individual comparison alpha = 0.001152 (1 of 2). After outlier removal distribution was non-normal, so outlier results were invalidated.

Constituent: Mercury Total Analysis Run 8/3/2016 11:19 AM

Bridgeton LF Client: RSI Data: Bridgeton LF

Sanitas™ v.9.5.26 Software licensed to Jett Environmental Consulting. UG
Hollow symbols indicate censored values.

Within Limit

Prediction Limit

Intrawell Non-parametric

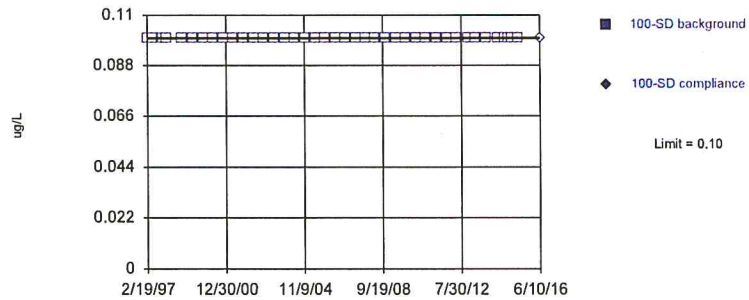

Non-parametric test used in lieu of parametric prediction limit because censored data exceeded 50%. Limit is highest of 40 background values. 100% NDs. Well-constituent pair annual alpha = 0.004602. Individual comparison alpha = 0.001152 (1 of 2). After outlier removal distribution was non-normal, so outlier results were invalidated.

Constituent: Mercury Total Analysis Run 8/3/2016 11:19 AM

Bridgeton LF Client: RSI Data: Bridgeton LF

Sanitas™ v.9.5.26 Software licensed to Jett Environmental Consulting. UG
Hollow symbols indicate censored values.

Within Limit

Prediction Limit

Intrawell Non-parametric

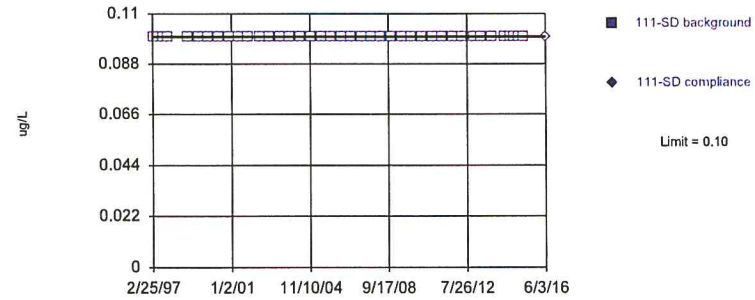

Non-parametric test used in lieu of parametric prediction limit because censored data exceeded 50%. Limit is highest of 40 background values. 100% NDs. Well-constituent pair annual alpha = 0.004602. Individual comparison alpha = 0.001152 (1 of 2). After outlier removal distribution was non-normal, so outlier results were invalidated.

Constituent: Mercury Total Analysis Run 8/3/2016 11:19 AM

Bridgeton LF Client: RSI Data: Bridgeton LF

Sanitas™ v.9.5.26 Software licensed to Jett Environmental Consulting, UG
Hollow symbols indicate censored values.

Exceeds Limit

Prediction Limit

Intrawell Non-parametric

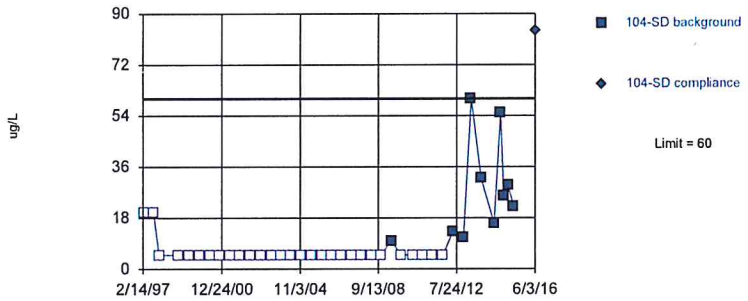

Non-parametric test used in lieu of parametric prediction limit because censored data exceeded 50%. Limit is highest of 40 background values. 75% NDs. Well-constituent pair annual alpha = 0.004602. Individual comparison alpha = 0.001152 (1 of 2). After outlier removal distribution was non-normal, so outlier results were invalidated.

Constituent: Nickel Total Analysis Run 8/3/2016 11:19 AM
Bridgeton LF Client: RSI Data: Bridgeton LF

Sanitas™ v.9.5.26 Software licensed to Jett Environmental Consulting, UG
Hollow symbols indicate censored values.

Within Limit

Prediction Limit

Intrawell Non-parametric

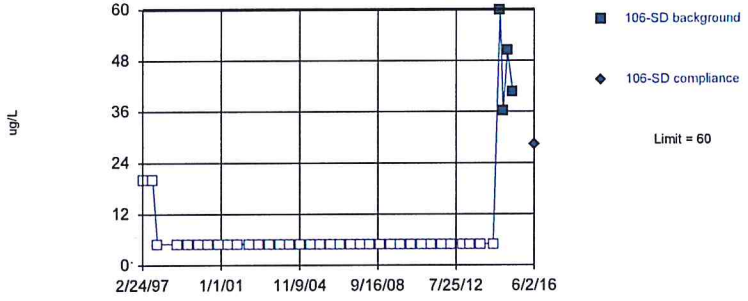

Non-parametric test used in lieu of parametric prediction limit because censored data exceeded 50%. Limit is highest of 40 background values. 90% NDs. Well-constituent pair annual alpha = 0.004602. Individual comparison alpha = 0.001152 (1 of 2). After outlier removal distribution was non-normal, so outlier results were invalidated.

Constituent: Nickel Total Analysis Run 8/3/2016 11:19 AM
Bridgeton LF Client: RSI Data: Bridgeton LF

Sanitas™ v.9.5.26 Software licensed to Jett Environmental Consulting, UG
Hollow symbols indicate censored values.

Within Limit

Prediction Limit

Intrawell Non-parametric

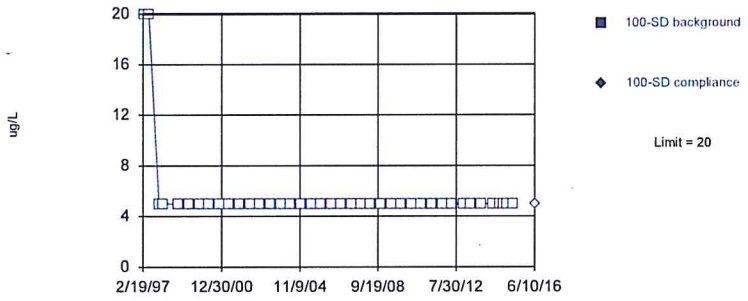

Non-parametric test used in lieu of parametric prediction limit because censored data exceeded 50%. Limit is highest of 40 background values. 100% NDs. Well-constituent pair annual alpha = 0.004602. Individual comparison alpha = 0.001152 (1 of 2). After outlier removal distribution was non-normal, so outlier results were invalidated.

Constituent: Nickel Total Analysis Run 8/3/2016 11:19 AM
Bridgeton LF Client: RSI Data: Bridgeton LF

Sanitas™ v.9.5.26 Software licensed to Jett Environmental Consulting, UG
Hollow symbols indicate censored values.

Within Limit

Prediction Limit

Intrawell Non-parametric

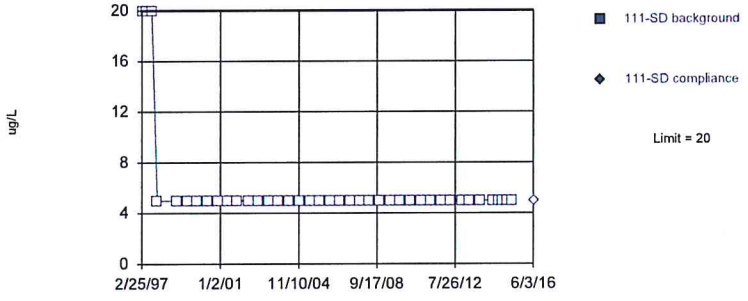

Non-parametric test used in lieu of parametric prediction limit because censored data exceeded 50%. Limit is highest of 40 background values. 100% NDs. Well-constituent pair annual alpha = 0.004602. Individual comparison alpha = 0.001152 (1 of 2). After outlier removal distribution was non-normal, so outlier results were invalidated.

Constituent: Nickel Total Analysis Run 8/3/2016 11:19 AM
Bridgeton LF Client: RSI Data: Bridgeton LF

Sanitas™ v.9.5.26 Software licensed to Jett Environmental Consulting, UG
Hollow symbols indicate censored values.

Within Limit

Prediction Limit

Intrawell Non-parametric

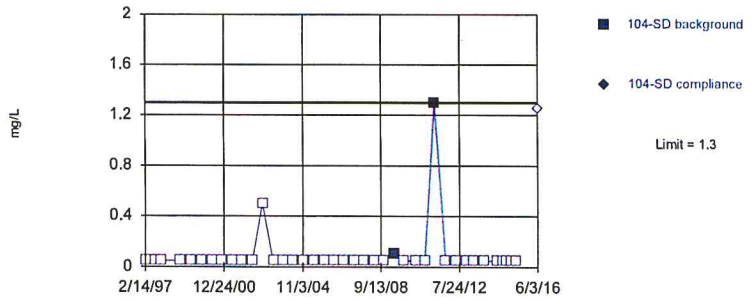

Non-parametric test used in lieu of parametric prediction limit because censored data exceeded 50%. Limit is highest of 40 background values. 95% NDs. Well-constituent pair annual alpha = 0.004602. Individual comparison alpha = 0.001152 (1 of 2). After outlier removal distribution was non-normal, so outlier results were invalidated.

Constituent: Nitrate/Nitrite Analysis Run 8/3/2016 11:19 AM
Bridgeton LF Client: RSI Data: Bridgeton LF

Sanitas™ v.9.5.26 Software licensed to Jett Environmental Consulting, UG
Hollow symbols indicate censored values.

Within Limit

Prediction Limit

Intrawell Non-parametric

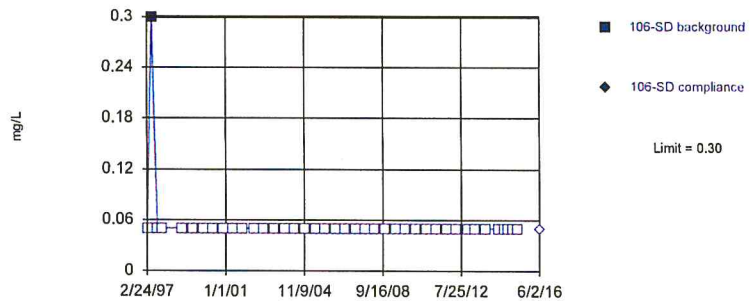

Non-parametric test used in lieu of parametric prediction limit because censored data exceeded 50%. Limit is highest of 40 background values. 97.5% NDs. Well-constituent pair annual alpha = 0.004602. Individual comparison alpha = 0.001152 (1 of 2). After outlier removal distribution was non-normal, so outlier results were invalidated.

Constituent: Nitrate/Nitrite Analysis Run 8/3/2016 11:19 AM
Bridgeton LF Client: RSI Data: Bridgeton LF

Sanitas™ v.9.5.26 Software licensed to Jett Environmental Consulting, UG
Hollow symbols indicate censored values.

Within Limit

Prediction Limit

Intrawell Non-parametric

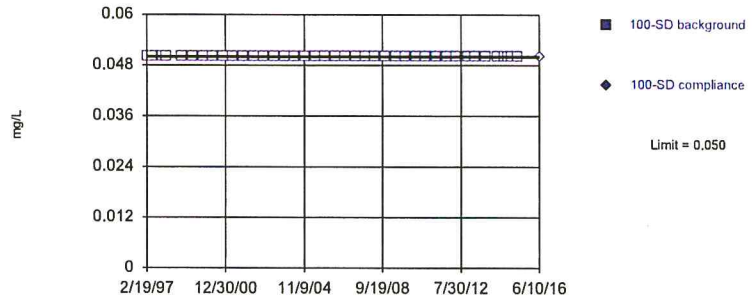

Non-parametric test used in lieu of parametric prediction limit because censored data exceeded 50%. Limit is highest of 40 background values. 100% NDs. Well-constituent pair annual alpha = 0.004602. Individual comparison alpha = 0.001152 (1 of 2). After outlier removal distribution was non-normal, so outlier results were invalidated.

Constituent: Nitrate/Nitrite Analysis Run 8/3/2016 11:19 AM
Bridgeton LF Client: RSI Data: Bridgeton LF

Sanitas™ v.9.5.26 Software licensed to Jett Environmental Consulting, UG
Hollow symbols indicate censored values.

Within Limit

Prediction Limit

Intrawell Non-parametric

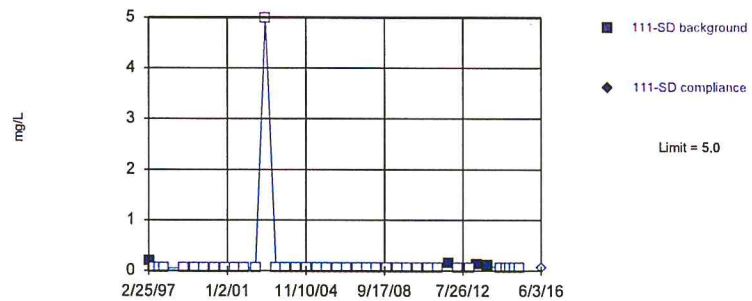

Non-parametric test used in lieu of parametric prediction limit because censored data exceeded 50%. Limit is highest of 40 background values. 90% NDs. Well-constituent pair annual alpha = 0.004602. Individual comparison alpha = 0.001152 (1 of 2). After outlier removal distribution was non-normal, so outlier results were invalidated.

Constituent: Nitrate/Nitrite Analysis Run 8/3/2016 11:19 AM
Bridgeton LF Client: RSI Data: Bridgeton LF

Sanitas™ v.9.5.26 Software licensed to Jett Environmental Consulting, UG

Within Limits

Prediction Limit

Intrawell Parametric

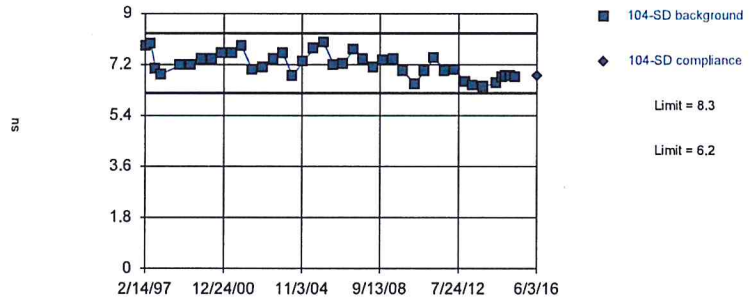

Background Data Summary (based on natural log transformation): Mean=1.97, Std. Dev.=0.05879, n=40. Normality test: Shapiro Wilk @alpha = 0.01, calculated = 0.9631, critical = 0.919. Kappa = 2.426 (c=34, w=4, 1 of 2, event alpha = 0.026). Report alpha = 0.0001937. EPA 1989 outlier screening was performed on the background data (to establish suspected outliers for Dixon's/Rosner's). No background outliers were found.

Constituent: pH [Field] Analysis Run 8/3/2016 11:19 AM

Bridgeton LF Client: RSI Data: Bridgeton LF

Sanitas™ v.9.5.26 Software licensed to Jett Environmental Consulting, UG

Within Limits

Prediction Limit

Intrawell Parametric

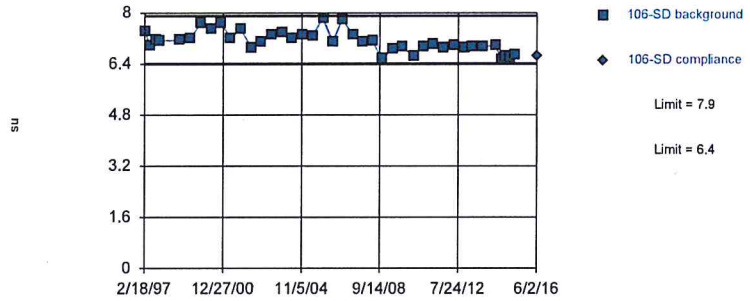

Background Data Summary (based on natural log transformation): Mean=1.961, Std. Dev.=0.04615, n=40. Normality test: Shapiro Wilk @alpha = 0.01, calculated = 0.9633, critical = 0.919. Kappa = 2.426 (c=34, w=4, 1 of 2, event alpha = 0.026). Report alpha = 0.0001937. EPA 1989 outlier screening was performed on the background data (to establish suspected outliers for Dixon's/Rosner's). No background outliers were found.

Constituent: pH [Field] Analysis Run 8/3/2016 11:19 AM

Bridgeton LF Client: RSI Data: Bridgeton LF

Sanitas™ v.9.5.26 Software licensed to Jett Environmental Consulting, UG

Within Limits

Prediction Limit

Intrawell Parametric

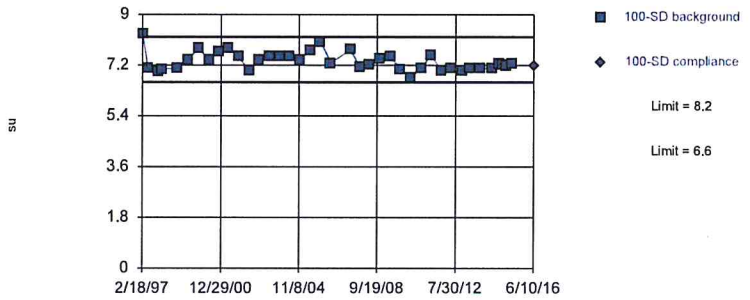

Background Data Summary (based on natural log transformation): Mean=1.993, Std. Dev.=0.04354, n=39. Normality test: Shapiro Wilk @alpha = 0.01, calculated = 0.942, critical = 0.917. Kappa = 2.434 (c=34, w=4, 1 of 2, event alpha = 0.026). Report alpha = 0.0001937. Rosner's outlier test was performed on the background data. One background outlier was removed: 8.5 (11/8/2006).

Constituent: pH [Field] Analysis Run 8/3/2016 11:19 AM

Bridgeton LF Client: RSI Data: Bridgeton LF

Sanitas™ v.9.5.26 Software licensed to Jett Environmental Consulting, UG

Within Limits

Prediction Limit

Intrawell Parametric

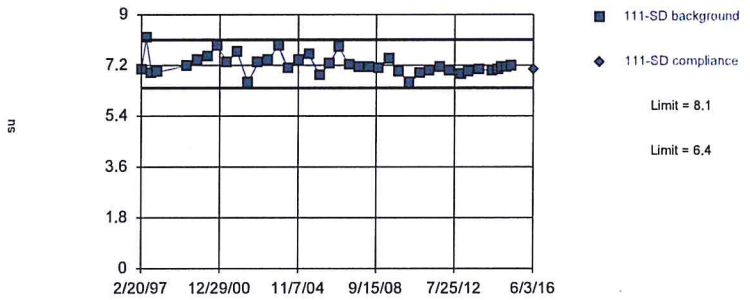

Background Data Summary (based on natural log transformation): Mean=1.976. Std. Dev.=0.04679, n=39. Normality test: Shapiro Wilk @alpha = 0.01, calculated = 0.9391, critical = 0.917. Kappa = 2.434 (c=34, w=4, 1 of 2, event alpha = 0.026). Report alpha = 0.0001937. Rosner's outlier test was performed on the background data. One background outlier was removed: 5.2 (11/12/1998).

Constituent: pH [Field] Analysis Run 8/3/2016 11:19 AM

Bridgeton LF Client: RSI Data: Bridgeton LF

Sanitas™ v.9.5.26 Software licensed to Jett Environmental Consulting, UG
Hollow symbols indicate censored values.

Within Limit

Prediction Limit

Intrawell Parametric

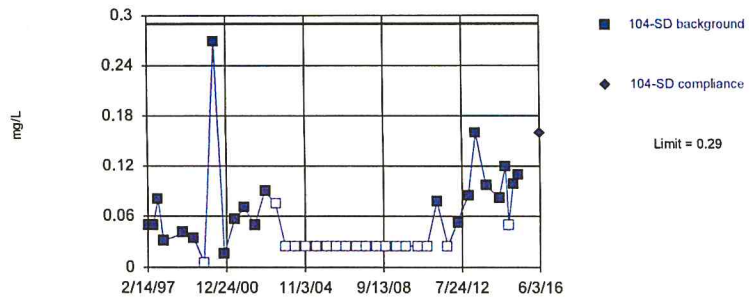

Background Data Summary (based on natural log transformation) (after Kaplan-Meier Adjustment): Mean=-3.189, Std. Dev.=0.7998, n=40, 47.5% NDs. Normality test: Shapiro Wilk @alpha = 0.01, calculated = 0.9209, critical = 0.919. Kappa = 2.426 (c=34, w=4, 1 of 2, event alpha = 0.026). Report alpha = 0.0001937. After outlier removal distribution was non-normal, so outlier results were invalidated.

Constituent: Phosphorus Total Analysis Run 8/3/2016 11:19 AM

Bridgeton LF Client: RSI Data: Bridgeton LF

Sanitas™ v.9.5.26 Software licensed to Jett Environmental Consulting, UG
Hollow symbols indicate censored values.

Within Limit

Prediction Limit

Intrawell Parametric

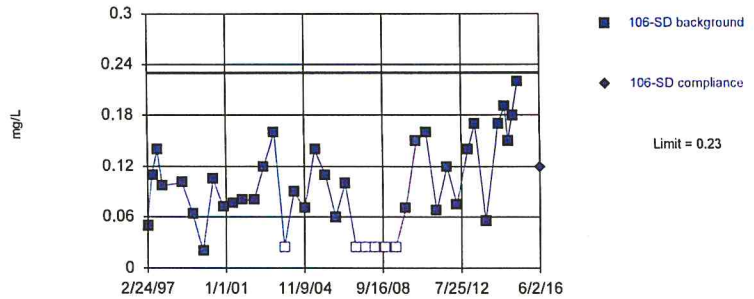

Background Data Summary: Mean=0.09779, Std. Dev.=0.05309, n=40, 15% NDs. Normality test: Shapiro Wilk @alpha = 0.01, calculated = 0.9491, critical = 0.919. Kappa = 2.426 (c=34, w=4, 1 of 2, event alpha = 0.026). Report alpha = 0.0001937. EPA 1989 outlier screening was performed on the background data (to establish suspected outliers for Dixon's/Rosner's). No background outliers were found.

Constituent: Phosphorus Total Analysis Run 8/3/2016 11:19 AM

Bridgeton LF Client: RSI Data: Bridgeton LF

Sanitas™ v.9.5.26 Software licensed to Jett Environmental Consulting, UG
Hollow symbols indicate censored values.

Within Limit

Prediction Limit

Intrawell Non-parametric

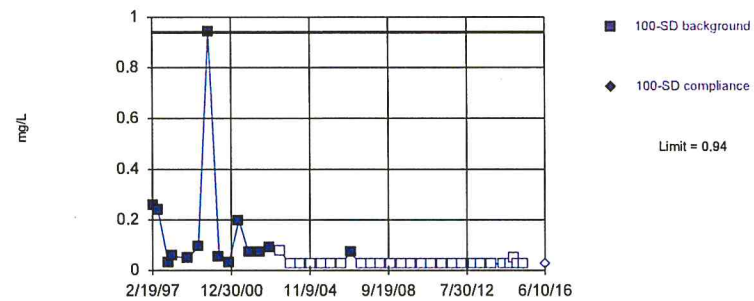

Non-parametric test used in lieu of parametric prediction limit because censored data exceeded 50%. Limit is highest of 40 background values. 65% NDs. Well-constituent pair annual alpha = 0.004602. Individual comparison alpha = 0.001152 (1 of 2). After outlier removal distribution was non-normal, so outlier results were invalidated.

Constituent: Phosphorus Total Analysis Run 8/3/2016 11:19 AM

Bridgeton LF Client: RSI Data: Bridgeton LF

Sanitas™ v.9.5.26 Software licensed to Jett Environmental Consulting, UG
Hollow symbols indicate censored values.

Within Limit

Prediction Limit

Intrawell Non-parametric

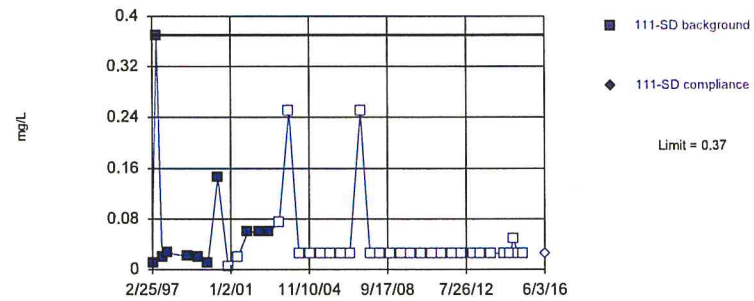

Non-parametric test used in lieu of parametric prediction limit because censored data exceeded 50%. Limit is highest of 40 background values. 72.5% NDs. Well-constituent pair annual alpha = 0.004602. Individual comparison alpha = 0.001152 (1 of 2). After outlier removal distribution was non-normal, so outlier results were invalidated.

Constituent: Phosphorus Total Analysis Run 8/3/2016 11:19 AM

Bridgeton LF Client: RSI Data: Bridgeton LF

Sanitas™ v.9.5.26 Software licensed to Jett Environmental Consulting, UG
Hollow symbols indicate censored values.

Within Limit

Prediction Limit

Intrawell Non-parametric

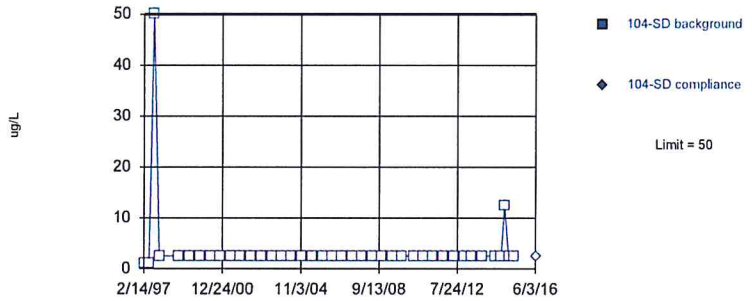

Non-parametric test used in lieu of parametric prediction limit because censored data exceeded 50%. Limit is highest of 40 background values. 100% NDs. Well-constituent pair annual alpha = 0.004602. Individual comparison alpha = 0.001152 (1 of 2). After outlier removal distribution was non-normal, so outlier results were invalidated.

Constituent: Selenium Total Analysis Run 8/3/2016 11:19 AM
Bridgeton LF Client: RSI Data: Bridgeton LF

Sanitas™ v.9.5.26 Software licensed to Jett Environmental Consulting, UG
Hollow symbols indicate censored values.

Within Limit

Prediction Limit

Intrawell Non-parametric

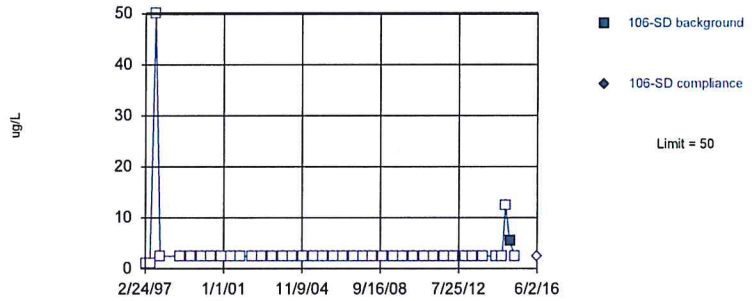

Non-parametric test used in lieu of parametric prediction limit because censored data exceeded 50%. Limit is highest of 40 background values. 97.5% NDs. Well-constituent pair annual alpha = 0.004602. Individual comparison alpha = 0.001152 (1 of 2). After outlier removal distribution was non-normal, so outlier results were invalidated.

Constituent: Selenium Total Analysis Run 8/3/2016 11:19 AM
Bridgeton LF Client: RSI Data: Bridgeton LF

Sanitas™ v.9.5.26 Software licensed to Jett Environmental Consulting, UG
Hollow symbols indicate censored values.

Within Limit

Prediction Limit

Intrawell Non-parametric

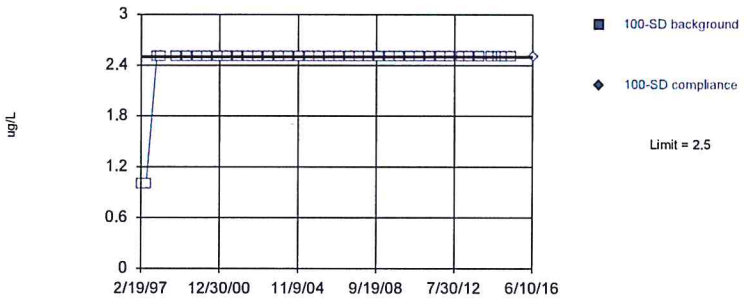

Non-parametric test used in lieu of parametric prediction limit because censored data exceeded 50%. Limit is highest of 40 background values. 100% NDs. Well-constituent pair annual alpha = 0.004602. Individual comparison alpha = 0.001152 (1 of 2). After outlier removal distribution was non-normal, so outlier results were invalidated.

Constituent: Selenium Total Analysis Run 8/3/2016 11:19 AM
Bridgeton LF Client: RSI Data: Bridgeton LF

Sanitas™ v.9.5.26 Software licensed to Jett Environmental Consulting, UG
Hollow symbols indicate censored values.

Within Limit

Prediction Limit

Intrawell Non-parametric

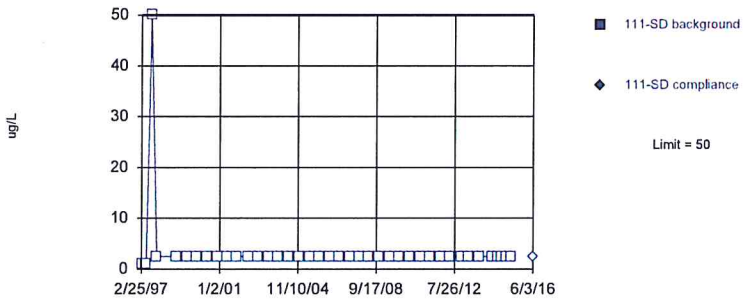

Non-parametric test used in lieu of parametric prediction limit because censored data exceeded 50%. Limit is highest of 40 background values. 100% NDs. Well-constituent pair annual alpha = 0.004602. Individual comparison alpha = 0.001152 (1 of 2). After outlier removal distribution was non-normal, so outlier results were invalidated.

Constituent: Selenium Total Analysis Run 8/3/2016 11:19 AM
Bridgeton LF Client: RSI Data: Bridgeton LF

Sanitas™ v.9.5.26 Software licensed to Jett Environmental Consulting, UG
Hollow symbols indicate censored values.

Within Limit

Prediction Limit

Intrawell Non-parametric

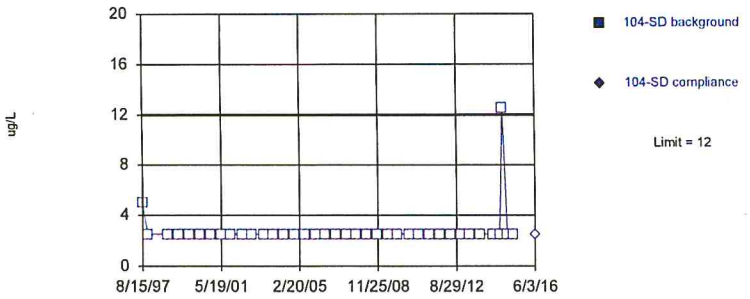

Non-parametric test used in lieu of parametric prediction limit because censored data exceeded 50%. Limit is highest of 38 background values. 100% NDs. Well-constituent pair annual alpha = 0.005135. Individual comparison alpha = 0.001286 (1 of 2). After outlier removal distribution was non-normal, so outlier results were invalidated.

Constituent: Silver Total Analysis Run 8/3/2016 11:19 AM

Bridgeton LF Client: RSI Data: Bridgeton LF

Sanitas™ v.9.5.26 Software licensed to Jett Environmental Consulting, UG
Hollow symbols indicate censored values.

Within Limit

Prediction Limit

Intrawell Non-parametric

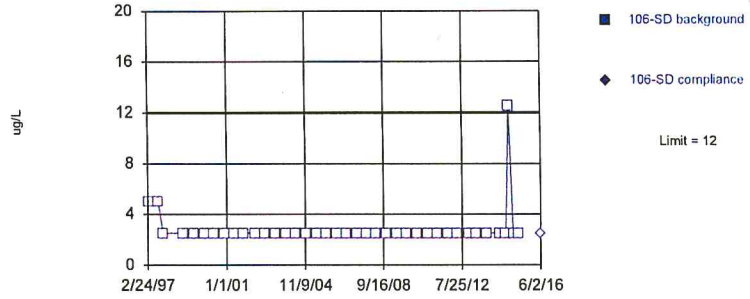

Non-parametric test used in lieu of parametric prediction limit because censored data exceeded 50%. Limit is highest of 39 background values. 100% NDs. Well-constituent pair annual alpha = 0.004868. Individual comparison alpha = 0.001219 (1 of 2). After outlier removal distribution was non-normal, so outlier results were invalidated.

Constituent: Silver Total Analysis Run 8/3/2016 11:19 AM

Bridgeton LF Client: RSI Data: Bridgeton LF

Sanitas™ v.9.5.26 Software licensed to Jett Environmental Consulting, UG
Hollow symbols indicate censored values.

Within Limit

Prediction Limit

Intrawell Non-parametric

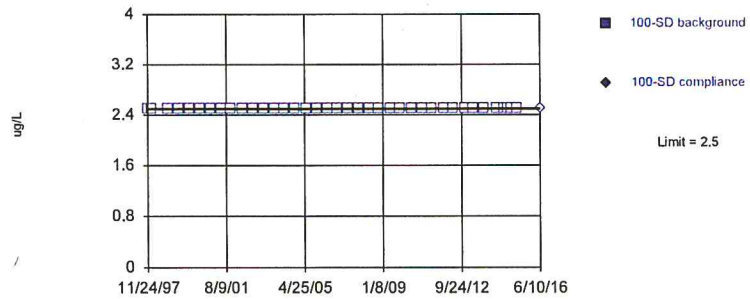

Non-parametric test used in lieu of parametric prediction limit because censored data exceeded 50%. Limit is highest of 38 background values. 100% NDs. Well-constituent pair annual alpha = 0.005135. Individual comparison alpha = 0.001286 (1 of 2). After outlier removal distribution was non-normal, so outlier results were invalidated.

Constituent: Silver Total Analysis Run 8/3/2016 11:19 AM

Bridgeton LF Client: RSI Data: Bridgeton LF

Sanitas™ v.9.5.26 Software licensed to Jett Environmental Consulting, UG
Hollow symbols indicate censored values.

Within Limit

Prediction Limit

Intrawell Non-parametric

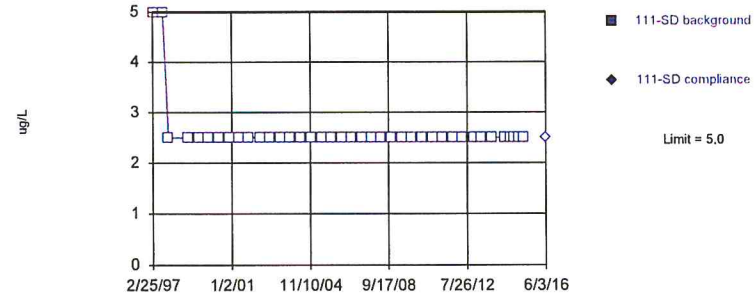

Non-parametric test used in lieu of parametric prediction limit because censored data exceeded 50%. Limit is highest of 39 background values. 100% NDs. Well-constituent pair annual alpha = 0.004868. Individual comparison alpha = 0.001219 (1 of 2). After outlier removal distribution was non-normal, so outlier results were invalidated.

Constituent: Silver Total Analysis Run 8/3/2016 11:19 AM

Bridgeton LF Client: RSI Data: Bridgeton LF

Sanitas™ v.9.5.26 Software licensed to Jett Environmental Consulting, UG

Within Limit

Prediction Limit

Intrawell Non-parametric

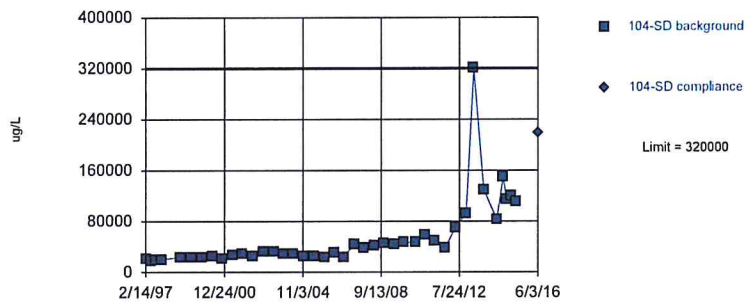

Non-parametric test used in lieu of parametric prediction limit because the Shapiro Wilk normality test showed the data to be non-normal at the 0.01 alpha level. Limit is highest of 40 background values. Well-constituent pair annual alpha = 0.004602. Individual comparison alpha = 0.001152 (1 of 2). After outlier removal distribution was non-normal, so outlier results were invalidated.

Constituent: Sodium Total Analysis Run 8/3/2016 11:19 AM

Bridgeton LF Client: RSI Data: Bridgeton LF

Sanitas™ v.9.5.26 Software licensed to Jett Environmental Consulting, UG

Within Limit

Prediction Limit

Intrawell Non-parametric

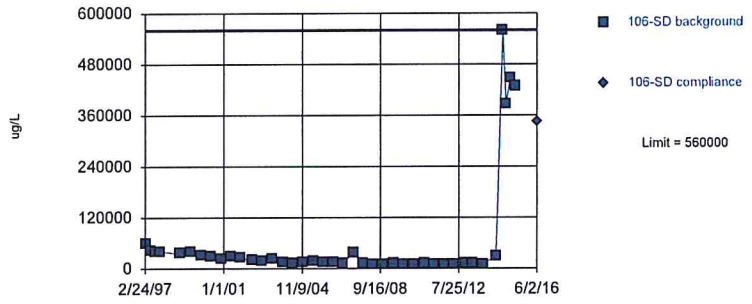

Non-parametric test used in lieu of parametric prediction limit because the Shapiro Wilk normality test showed the data to be non-normal at the 0.01 alpha level. Limit is highest of 40 background values. Well-constituent pair annual alpha = 0.004602. Individual comparison alpha = 0.001152 (1 of 2). After outlier removal distribution was non-normal, so outlier results were invalidated.

Constituent: Sodium Total Analysis Run 8/3/2016 11:19 AM

Bridgeton LF Client: RSI Data: Bridgeton LF

Sanitas™ v.9.5.26 Software licensed to Jett Environmental Consulting, UG

Within Limit

Prediction Limit

Intrawell Parametric

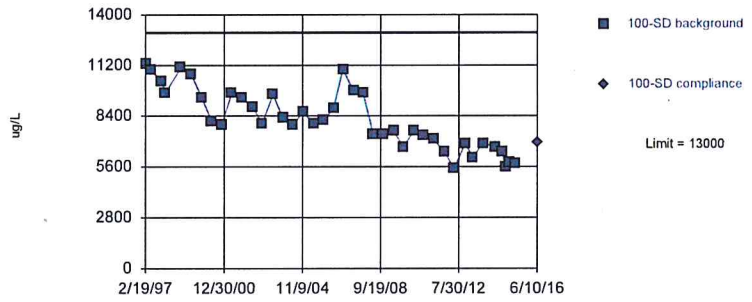

Background Data Summary (based on cube root transformation): Mean=20.08, Std. Dev.=1.372, n=40. Normality test: Shapiro Wilk @alpha = 0.01, calculated = 0.9567, critical = 0.919. Kappa = 2.426 (c=34, w=4, 1 of 2, event alpha = 0.026). Report alpha = 0.0001937. EPA 1989 outlier screening was performed on the background data (to establish suspected outliers for Dixon's/Rosner's). No background outliers were found.

Constituent: Sodium Total Analysis Run 8/3/2016 11:19 AM

Bridgeton LF Client: RSI Data: Bridgeton LF

Sanitas™ v.9.5.26 Software licensed to Jett Environmental Consulting, UG

Within Limit

Prediction Limit

Intrawell Parametric

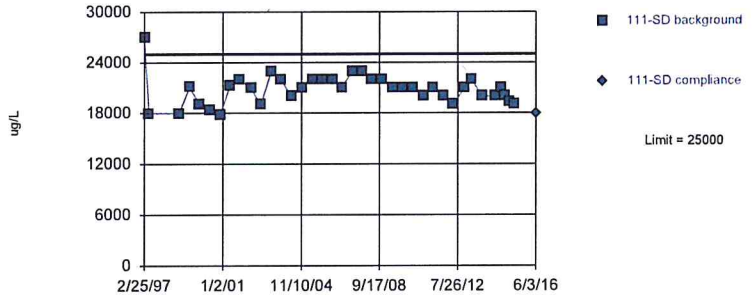

Background Data Summary (based on natural log transformation): Mean=9.94, Std. Dev.=0.08286, n=38. Normality test: Shapiro Wilk @alpha = 0.01, calculated = 0.9403, critical = 0.916. Kappa = 2.442 (c=34, w=4, 1 of 2, event alpha = 0.026). Report alpha = 0.0001937. Rosner's outlier test was performed on the background data. Two background outliers were removed: 218000 (8/21/1997); 73500 (11/24/1997).

Constituent: Sodium Total Analysis Run 8/3/2016 11:19 AM

Bridgeton LF Client: RSI Data: Bridgeton LF

Sanitas™ v.9.5.26 Software licensed to Jett Environmental Consulting, UG

Exceeds Limit

Prediction Limit

Intrawell Parametric

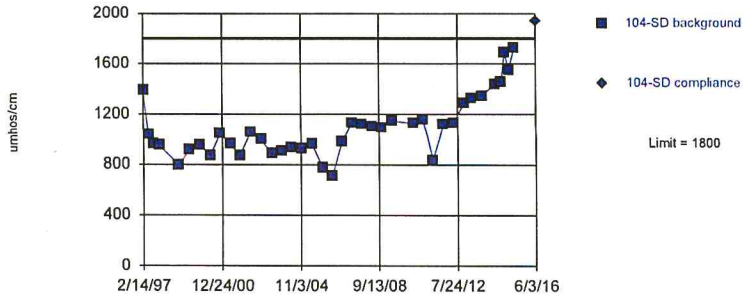

Background Data Summary (based on natural log transformation): Mean=6.975, Std. Dev.=0.2109, n=39. Normality test: Shapiro Wilk @alpha = 0.01, calculated = 0.963, critical = 0.917. Kappa = 2.434 (c=34, w=4, 1 of 2, event alpha = 0.026). Report alpha = 0.0001937. Rosner's outlier test was performed on the background data. One background outlier was removed: 130.2 (11/4/2009).

Constituent: Specific Conductance [Field] Analysis Run 8/3/2016 11:19 AM

Bridgeton LF Client: RSI Data: Bridgeton LF

Sanitas™ v.9.5.26 Software licensed to Jett Environmental Consulting, UG

Exceeds Limit

Prediction Limit

Intrawell Parametric

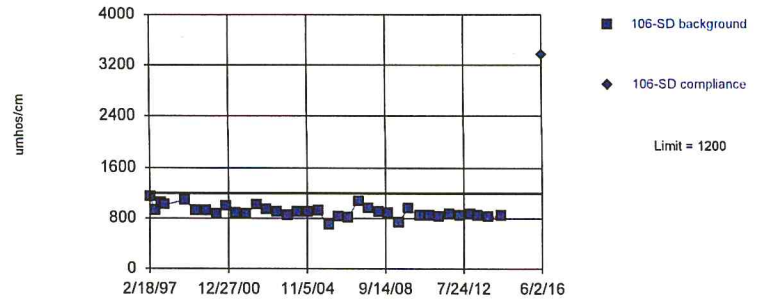

Background Data Summary (based on natural log transformation): Mean=6.803, Std. Dev.=0.1014, n=36. Normality test: Shapiro Wilk @alpha = 0.01, calculated = 0.9655, critical = 0.912. Kappa = 2.458 (c=34, w=4, 1 of 2, event alpha = 0.026). Report alpha = 0.0001937. Rosner's outlier test was performed on the background data. Four background outliers were removed: 4250 (9/24/2014); 3260 (11/20/2014); 3750 (2/4/2015); 3640 (5/14/2015).

Constituent: Specific Conductance [Field] Analysis Run 8/3/2016 11:19 AM

Bridgeton LF Client: RSI Data: Bridgeton LF

Sanitas™ v.9.5.26 Software licensed to Jett Environmental Consulting, UG

Within Limit

Prediction Limit

Intrawell Parametric

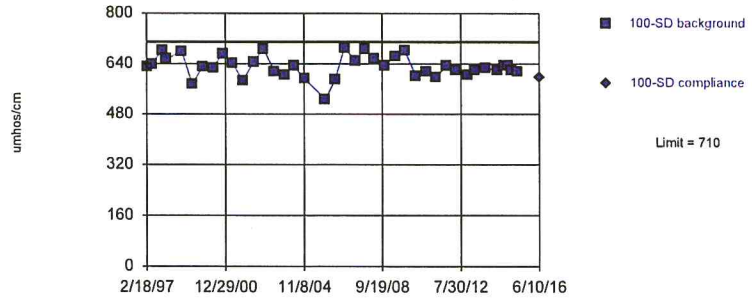

Background Data Summary (based on cube transformation): Mean=2.5e8, Std. Dev.=4.1e7, n=39. Normality test: Shapiro Wilk @alpha = 0.01, calculated = 0.9646, critical = 0.917. Kappa = 2.434 (c=34, w=4, 1 of 2, event alpha = 0.026). Report alpha = 0.0001937. Rosner's outlier test was performed on the background data. One background outlier was removed: 325 (5/24/2005).

Constituent: Specific Conductance [Field] Analysis Run 8/3/2016 11:19 AM

Bridgeton LF Client: RSI Data: Bridgeton LF

Sanitas™ v.9.5.26 Software licensed to Jett Environmental Consulting, UG

Within Limit

Prediction Limit

Intrawell Parametric

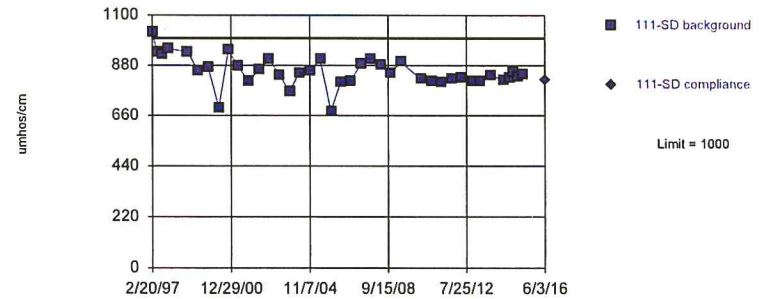

Background Data Summary (based on square transformation): Mean=731124, Std. Dev.=112677, n=39. Normality test: Shapiro Wilk @alpha = 0.01, calculated = 0.9559, critical = 0.917. Kappa = 2.434 (c=34, w=4, 1 of 2, event alpha = 0.026). Report alpha = 0.0001937. Rosner's outlier test was performed on the background data. One background outlier was removed: 157.9 (11/3/2009).

Constituent: Specific Conductance [Field] Analysis Run 8/3/2016 11:19 AM

Bridgeton LF Client: RSI Data: Bridgeton LF

Within Limit

Prediction Limit

Intrawell Non-parametric

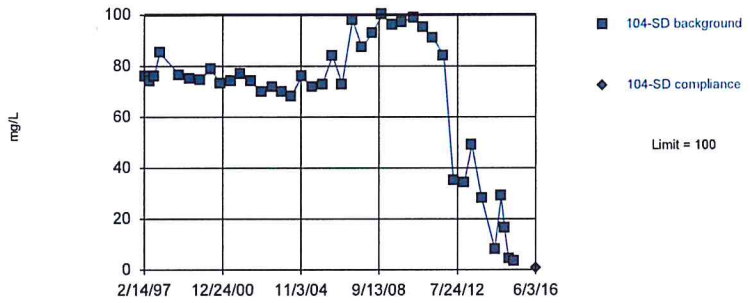

Non-parametric test used in lieu of parametric prediction limit because the Shapiro Wilk normality test showed the data to be non-normal at the 0.01 alpha level. Limit is highest of 40 background values. Well-constituent pair annual alpha = 0.004602. Individual comparison alpha = 0.001152 (1 of 2). After outlier removal distribution was non-normal, so outlier results were invalidated.

Constituent: Sulfate Analysis Run 8/3/2016 11:19 AM

Bridgeton LF Client: RSI Data: Bridgeton LF

Within Limit

Prediction Limit

Intrawell Parametric

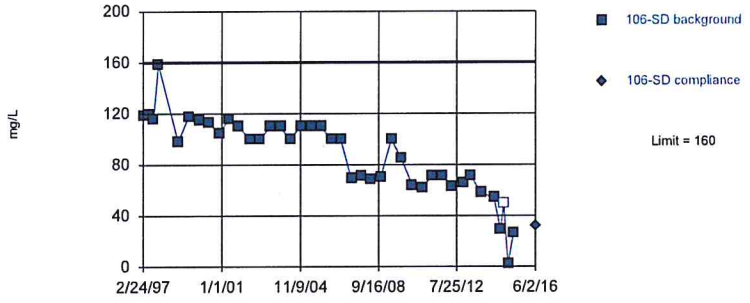

Background Data Summary: Mean=87.24, Std. Dev.=31.12, n=40, 2.5% NDs. Normality test: Shapiro Wilk @alpha = 0.01, calculated = 0.9381, critical = 0.919. Kappa = 2.426 (c=34, w=4, 1 of 2, event alpha = 0.026). Report alpha = 0.0001937. Distribution was found to be non-normal after removal of suspect values, so outliers could not be indentified.

Constituent: Sulfate Analysis Run 8/3/2016 11:19 AM

Bridgeton LF Client: RSI Data: Bridgeton LF

Within Limit

Prediction Limit

Intrawell Parametric

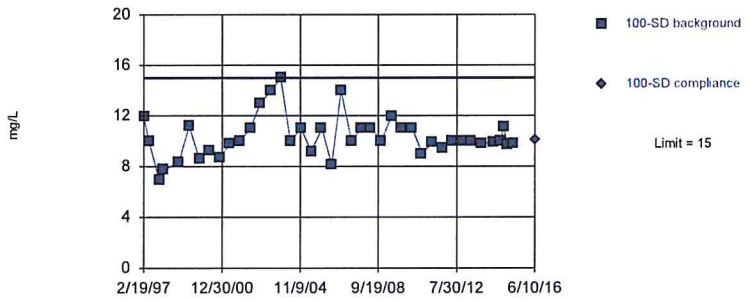

Background Data Summary (based on natural log transformation): Mean=2.323, Std. Dev.=0.1561, n=40. Normality test: Shapiro Wilk @alpha = 0.01, calculated = 0.9566, critical = 0.919. Kappa = 2.426 (c=34, w=4, 1 of 2, event alpha = 0.026). Report alpha = 0.0001937. EPA 1989 outlier screening was performed on the background data (to establish suspected outliers for Dixon's/Rosner's). No background outliers were found.

Constituent: Sulfate Analysis Run 8/3/2016 11:19 AM

Bridgeton LF Client: RSI Data: Bridgeton LF

Within Limit

Prediction Limit

Intrawell Parametric

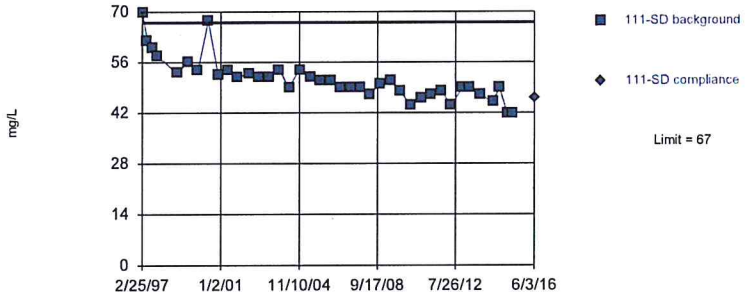

Background Data Summary (based on natural log transformation): Mean=3.932, Std. Dev.=0.1116, n=39. Normality test: Shapiro Wilk @alpha = 0.01, calculated = 0.9407, critical = 0.917. Kappa = 2.434 (c=34, w=4, 1 of 2, event alpha = 0.026). Report alpha = 0.0001937. Rosner's outlier test was performed on the background data. One background outlier was removed: <50 (11/19/2014).

Constituent: Sulfate Analysis Run 8/3/2016 11:19 AM

Bridgeton LF Client: RSI Data: Bridgeton LF

Sanitas™ v.9.5.26 Software licensed to Jett Environmental Consulting, UG
Hollow symbols indicate censored values.

Within Limit

Prediction Limit

Intrawell Non-parametric

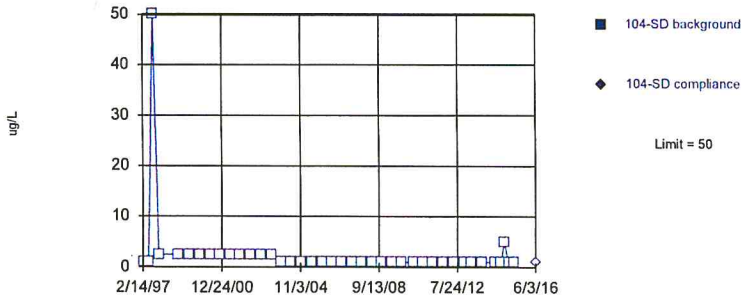

Non-parametric test used in lieu of parametric prediction limit because censored data exceeded 50%. Limit is highest of 40 background values. 100% NDs. Well-constituent pair annual alpha = 0.004602. Individual comparison alpha = 0.001152 (1 of 2). After outlier removal distribution was non-normal, so outlier results were invalidated.

Constituent: Thallium Total Analysis Run 8/3/2016 11:19 AM

Bridgeton LF Client: RSI Data: Bridgeton LF

Sanitas™ v.9.5.26 Software licensed to Jett Environmental Consulting, UG
Hollow symbols indicate censored values.

Within Limit

Prediction Limit

Intrawell Non-parametric

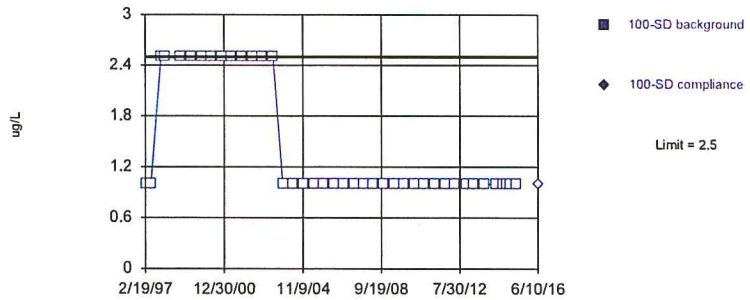

Non-parametric test used in lieu of parametric prediction limit because censored data exceeded 50%. Limit is highest of 40 background values. 100% NDs. Well-constituent pair annual alpha = 0.004602. Individual comparison alpha = 0.001152 (1 of 2). After outlier removal distribution was non-normal, so outlier results were invalidated.

Constituent: Thallium Total Analysis Run 8/3/2016 11:19 AM

Bridgeton LF Client: RSI Data: Bridgeton LF

Sanitas™ v.9.5.26 Software licensed to Jett Environmental Consulting, UG
Hollow symbols indicate censored values.

Within Limit

Prediction Limit

Intrawell Non-parametric

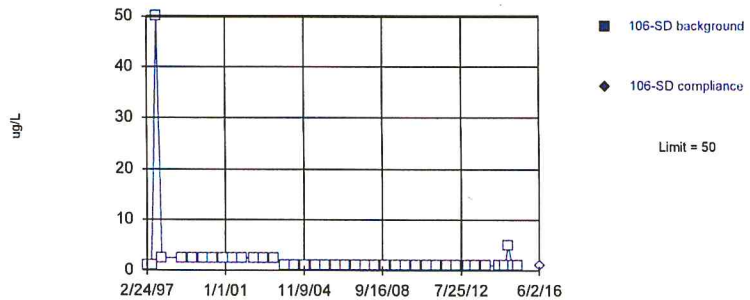

Non-parametric test used in lieu of parametric prediction limit because censored data exceeded 50%. Limit is highest of 40 background values. 100% NDs. Well-constituent pair annual alpha = 0.004602. Individual comparison alpha = 0.001152 (1 of 2). After outlier removal distribution was non-normal, so outlier results were invalidated.

Constituent: Thallium Total Analysis Run 8/3/2016 11:19 AM

Bridgeton LF Client: RSI Data: Bridgeton LF

Sanitas™ v.9.5.26 Software licensed to Jett Environmental Consulting, UG
Hollow symbols indicate censored values.

Within Limit

Prediction Limit

Intrawell Non-parametric

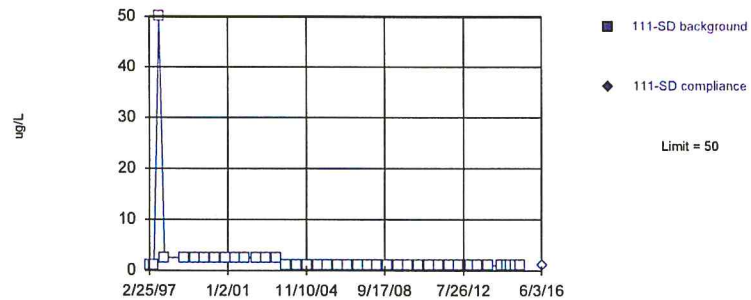

Non-parametric test used in lieu of parametric prediction limit because censored data exceeded 50%. Limit is highest of 40 background values. 100% NDs. Well-constituent pair annual alpha = 0.004602. Individual comparison alpha = 0.001152 (1 of 2). After outlier removal distribution was non-normal, so outlier results were invalidated.

Constituent: Thallium Total Analysis Run 8/3/2016 11:19 AM

Bridgeton LF Client: RSI Data: Bridgeton LF

Sanitas™ v.9.5.26 Software licensed to Jett Environmental Consulting, UG

Within Limit

Prediction Limit

Intrawell Non-parametric

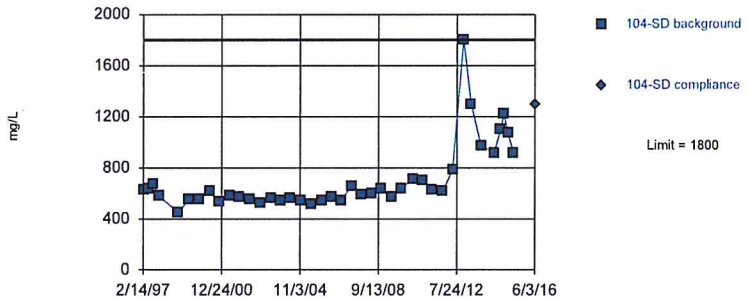

Non-parametric test used in lieu of parametric prediction limit because the Shapiro Wilk normality test showed the data to be non-normal at the 0.01 alpha level. Limit is highest of 40 background values. Well-constituent pair annual alpha = 0.004602. Individual comparison alpha = 0.001152 (1 of 2). After outlier removal distribution was non-normal, so outlier results were invalidated.

Constituent: Total Dissolved Solids [TDS] Analysis Run 8/3/2016 11:19 AM
Bridgeton LF Client: RSI Data: Bridgeton LF

Sanitas™ v.9.5.26 Software licensed to Jett Environmental Consulting, UG

Exceeds Limit

Prediction Limit

Intrawell Parametric

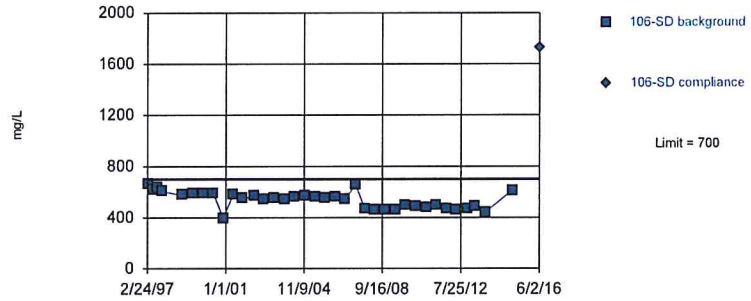

Background Data Summary: Mean=538.1, Std. Dev.=65.86, n=36. Normality test: Shapiro Wilk @alpha = 0.01, calculated = 0.9645, critical = 0.912. Kappa = 2.458 (c=34, w=4, 1 of 2, event alpha = 0.026). Report alpha = 0.0001937. Rosner's outlier test was performed on the background data. Four background outliers were removed: 1600 (5/28/2014); 3200 (9/24/2014); 2090 (11/20/2014); 2150 (5/14/2015).

Constituent: Total Dissolved Solids [TDS] Analysis Run 8/3/2016 11:19 AM
Bridgeton LF Client: RSI Data: Bridgeton LF

Sanitas™ v.9.5.26 Software licensed to Jett Environmental Consulting, UG

Within Limit

Prediction Limit

Intrawell Parametric

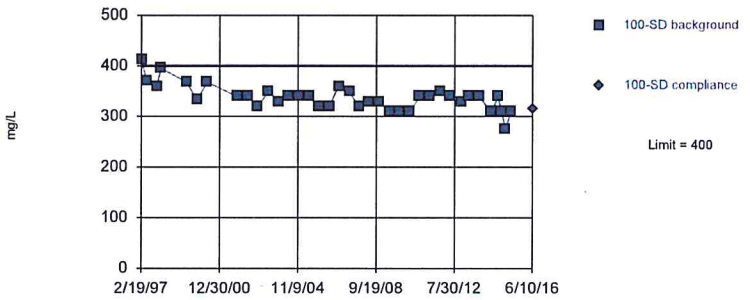

Background Data Summary (based on natural log transformation): Mean=5.819, Std. Dev.=0.07451, n=37. Normality test: Shapiro Wilk @alpha = 0.01, calculated = 0.9522, critical = 0.914. Kappa = 2.45 (c=34, w=4, 1 of 2, event alpha = 0.026). Report alpha = 0.0001937. Rosner's outlier test was performed on the background data. Three background outliers were removed: 116 (11/14/1998); 512 (11/13/2000); 551 (5/15/2001).

Constituent: Total Dissolved Solids [TDS] Analysis Run 8/3/2016 11:19 AM
Bridgeton LF Client: RSI Data: Bridgeton LF

Sanitas™ v.9.5.26 Software licensed to Jett Environmental Consulting, UG

Within Limit

Prediction Limit

Intrawell Parametric

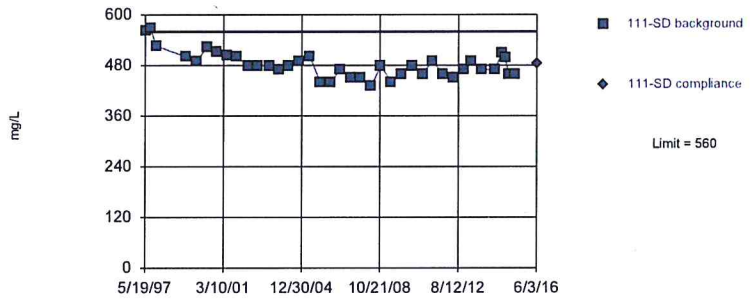

Background Data Summary (based on natural log transformation): Mean=6.175, Std. Dev.=0.06301, n=38. Normality test: Shapiro Wilk @alpha = 0.01, calculated = 0.9556, critical = 0.916. Kappa = 2.442 (c=34, w=4, 1 of 2, event alpha = 0.026). Report alpha = 0.0001937. Rosner's outlier test was performed on the background data. Two background outliers were removed: 340 (2/25/1997); 634 (11/12/1998).

Constituent: Total Dissolved Solids [TDS] Analysis Run 8/3/2016 11:19 AM
Bridgeton LF Client: RSI Data: Bridgeton LF

Sanitas™ v.9.5.26 Software licensed to Jett Environmental Consulting, UG
Hollow symbols indicate censored values.

Within Limit

Prediction Limit

Intrawell Non-parametric

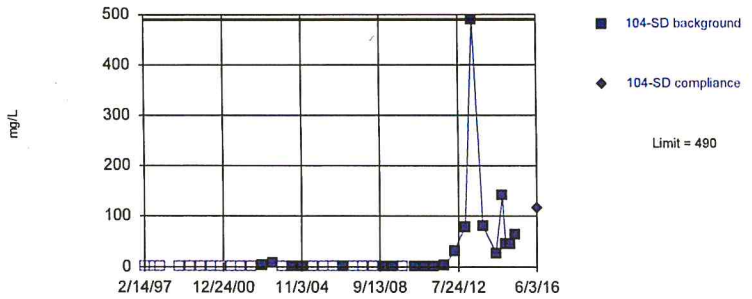

Non-parametric test used in lieu of parametric prediction limit because the Shapiro Wilk normality test showed the data to be non-normal at the 0.01 alpha level. Limit is highest of 40 background values. 50% NDs. Well-constituent pair annual alpha = 0.004602. Individual comparison alpha = 0.001152 (1 of 2). After outlier removal distribution was non-normal, so outlier results were invalidated.

Constituent: Total Organic Carbon [TOC] Analysis Run 8/3/2016 11:19 AM
Bridgeton LF Client: RSI Data: Bridgeton LF

Sanitas™ v.9.5.26 Software licensed to Jett Environmental Consulting, UG
Hollow symbols indicate censored values.

Within Limit

Prediction Limit

Intrawell Non-parametric

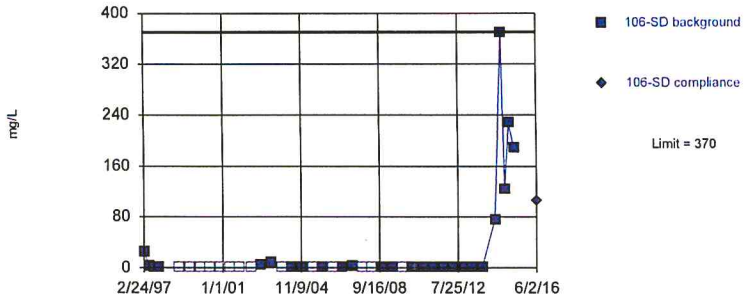

Non-parametric test used in lieu of parametric prediction limit because the Shapiro Wilk normality test showed the data to be non-normal at the 0.01 alpha level. Limit is highest of 40 background values. 35% NDs. Well-constituent pair annual alpha = 0.004602. Individual comparison alpha = 0.001152 (1 of 2). After outlier removal distribution was non-normal, so outlier results were invalidated.

Constituent: Total Organic Carbon [TOC] Analysis Run 8/3/2016 11:19 AM
Bridgeton LF Client: RSI Data: Bridgeton LF

Sanitas™ v.9.5.26 Software licensed to Jett Environmental Consulting, UG
Hollow symbols indicate censored values.

Within Limit

Prediction Limit

Intrawell Non-parametric

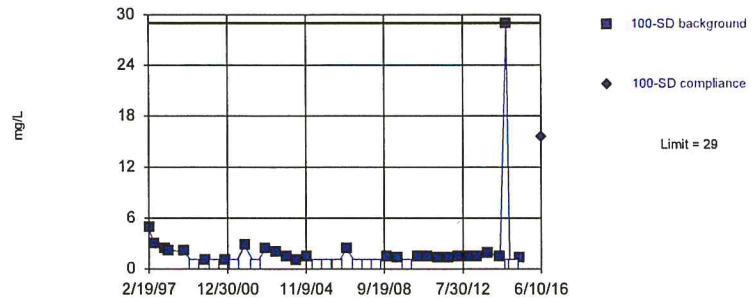

Non-parametric test used in lieu of parametric prediction limit because the Shapiro Wilk normality test showed the data to be non-normal at the 0.01 alpha level. Limit is highest of 40 background values. 32.5% NDs. Well-constituent pair annual alpha = 0.004602. Individual comparison alpha = 0.001152 (1 of 2). After outlier removal distribution was non-normal, so outlier results were invalidated.

Constituent: Total Organic Carbon [TOC] Analysis Run 8/3/2016 11:19 AM
Bridgeton LF Client: RSI Data: Bridgeton LF

Sanitas™ v.9.5.26 Software licensed to Jett Environmental Consulting, UG
Hollow symbols indicate censored values.

Within Limit

Prediction Limit

Intrawell Non-parametric

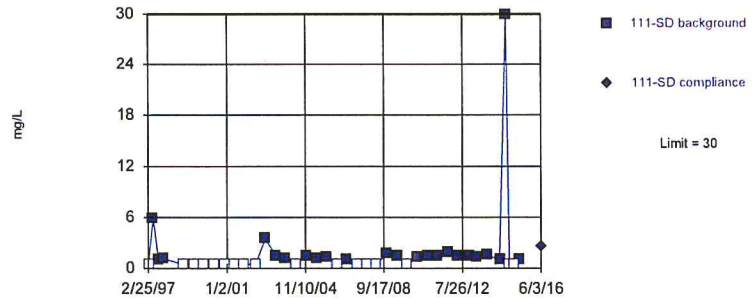

Non-parametric test used in lieu of parametric prediction limit because the Shapiro Wilk normality test showed the data to be non-normal at the 0.01 alpha level. Limit is highest of 40 background values. 42.5% NDs. Well-constituent pair annual alpha = 0.004602. Individual comparison alpha = 0.001152 (1 of 2). After outlier removal distribution was non-normal, so outlier results were invalidated.

Constituent: Total Organic Carbon [TOC] Analysis Run 8/3/2016 11:19 AM
Bridgeton LF Client: RSI Data: Bridgeton LF

Sanitas™ v.9.5.26 Software licensed to Jett Environmental Consulting. UG
Hollow symbols indicate censored values.

Within Limit

Prediction Limit

Intrawell Non-parametric

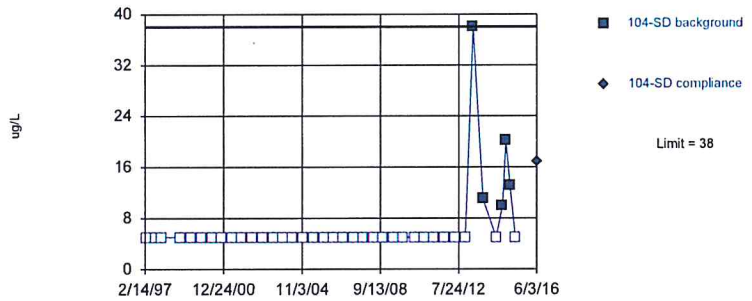

Non-parametric test used in lieu of parametric prediction limit because censored data exceeded 50%. Limit is highest of 40 background values. 87.5% NDs. Well-constituent pair annual alpha = 0.004602. Individual comparison alpha = 0.001152 (1 of 2). After outlier removal distribution was non-normal, so outlier results were invalidated.

Constituent: Vanadium Total Analysis Run 8/3/2016 11:19 AM

Bridgeton LF Client: RSI Data: Bridgeton LF

Sanitas™ v.9.5.26 Software licensed to Jett Environmental Consulting. UG
Hollow symbols indicate censored values.

Within Limit

Prediction Limit

Intrawell Non-parametric

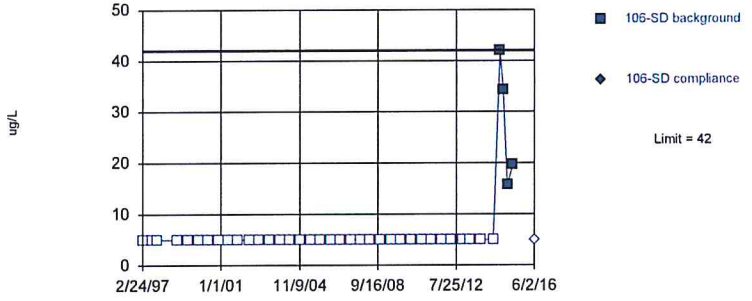

Non-parametric test used in lieu of parametric prediction limit because censored data exceeded 50%. Limit is highest of 40 background values. 90% NDs. Well-constituent pair annual alpha = 0.004602. Individual comparison alpha = 0.001152 (1 of 2). After outlier removal distribution was non-normal, so outlier results were invalidated.

Constituent: Vanadium Total Analysis Run 8/3/2016 11:19 AM

Bridgeton LF Client: RSI Data: Bridgeton LF

Sanitas™ v.9.5.26 Software licensed to Jett Environmental Consulting. UG
Hollow symbols indicate censored values.

Within Limit

Prediction Limit

Intrawell Non-parametric

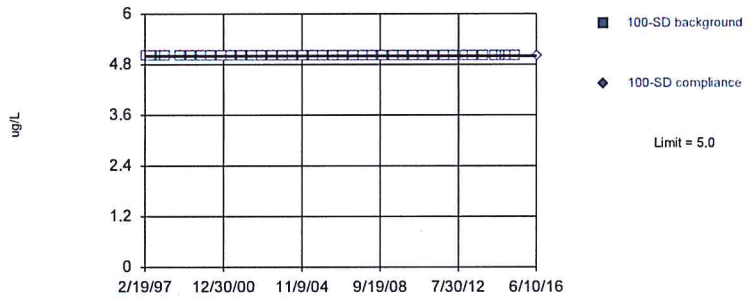

Non-parametric test used in lieu of parametric prediction limit because censored data exceeded 50%. Limit is highest of 40 background values. 100% NDs. Well-constituent pair annual alpha = 0.004602. Individual comparison alpha = 0.001152 (1 of 2). After outlier removal distribution was non-normal, so outlier results were invalidated.

Constituent: Vanadium Total Analysis Run 8/3/2016 11:19 AM

Bridgeton LF Client: RSI Data: Bridgeton LF

Sanitas™ v.9.5.26 Software licensed to Jett Environmental Consulting. UG
Hollow symbols indicate censored values.

Within Limit

Prediction Limit

Intrawell Non-parametric

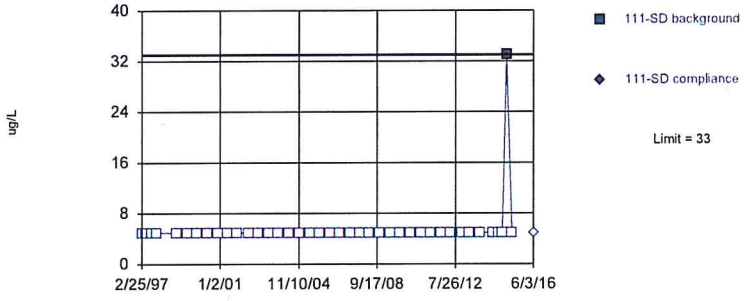

Non-parametric test used in lieu of parametric prediction limit because censored data exceeded 50%. Limit is highest of 40 background values. 97.5% NDs. Well-constituent pair annual alpha = 0.004602. Individual comparison alpha = 0.001152 (1 of 2). After outlier removal distribution was non-normal, so outlier results were invalidated.

Constituent: Vanadium Total Analysis Run 8/3/2016 11:19 AM

Bridgeton LF Client: RSI Data: Bridgeton LF

Sanitas™ v.9.5.26 Software licensed to Jett Environmental Consulting, UG
Hollow symbols indicate censored values.

Within Limit

Prediction Limit

Intrawell Non-parametric

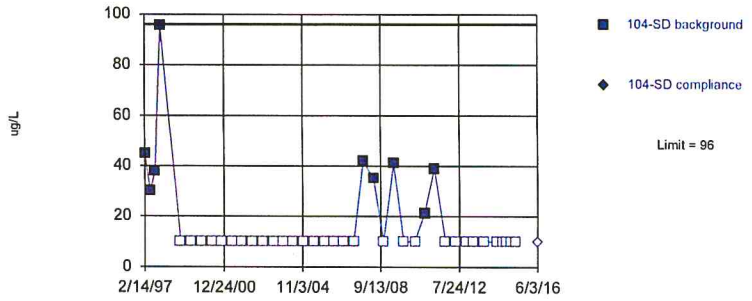

Non-parametric test used in lieu of parametric prediction limit because censored data exceeded 50%. Limit is highest of 40 background values. 77.5% NDs. Well-constituent pair annual alpha = 0.004602. Individual comparison alpha = 0.001152 (1 of 2). After outlier removal distribution was non-normal, so outlier results were invalidated.

Constituent: Zinc Total Analysis Run 8/3/2016 11:19 AM
Bridgeton LF Client: RSI Data: Bridgeton LF

Sanitas™ v.9.5.26 Software licensed to Jett Environmental Consulting, UG
Hollow symbols indicate censored values.

Within Limit

Prediction Limit

Intrawell Non-parametric

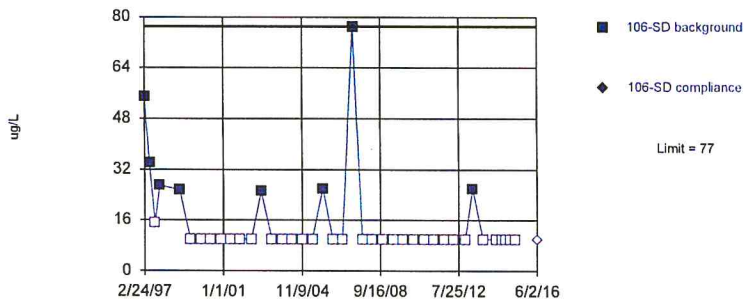

Non-parametric test used in lieu of parametric prediction limit because censored data exceeded 50%. Limit is highest of 40 background values. 80% NDs. Well-constituent pair annual alpha = 0.004602. Individual comparison alpha = 0.001152 (1 of 2). After outlier removal distribution was non-normal, so outlier results were invalidated.

Constituent: Zinc Total Analysis Run 8/3/2016 11:19 AM
Bridgeton LF Client: RSI Data: Bridgeton LF

Sanitas™ v.9.5.26 Software licensed to Jett Environmental Consulting, UG
Hollow symbols indicate censored values.

Within Limit

Prediction Limit

Intrawell Non-parametric

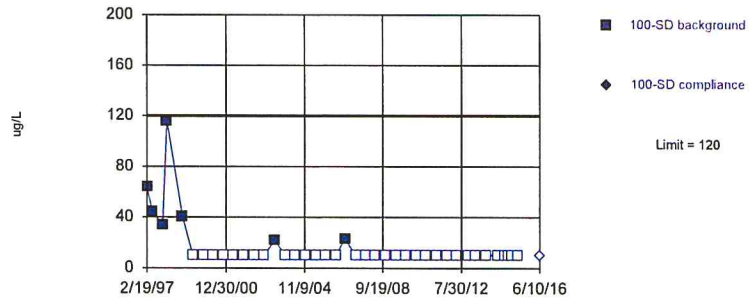

Non-parametric test used in lieu of parametric prediction limit because censored data exceeded 50%. Limit is highest of 40 background values. 82.5% NDs. Well-constituent pair annual alpha = 0.004602. Individual comparison alpha = 0.001152 (1 of 2). After outlier removal distribution was non-normal, so outlier results were invalidated.

Constituent: Zinc Total Analysis Run 8/3/2016 11:19 AM
Bridgeton LF Client: RSI Data: Bridgeton LF

Sanitas™ v.9.5.26 Software licensed to Jett Environmental Consulting, UG
Hollow symbols indicate censored values.

Within Limit

Prediction Limit

Intrawell Non-parametric

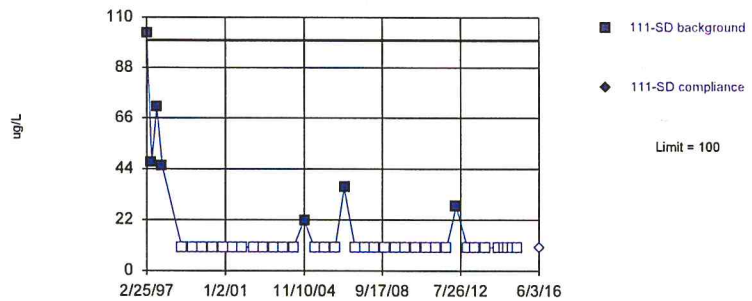

Non-parametric test used in lieu of parametric prediction limit because censored data exceeded 50%. Limit is highest of 40 background values. 82.5% NDs. Well-constituent pair annual alpha = 0.004602. Individual comparison alpha = 0.001152 (1 of 2). After outlier removal distribution was non-normal, so outlier results were invalidated.

Constituent: Zinc Total Analysis Run 8/3/2016 11:19 AM
Bridgeton LF Client: RSI Data: Bridgeton LF

Prediction Limit

Bridgeton LF Client: RSI Data: Bridgeton LF Printed 8/3/2016, 11:49 AM

Constituent	Well	Upper Lim.	Lower Lim.	Date	Observ.	Sig.	Bg N	Bg Mean	Std. Dev.	%NDs	ND Adj.	Transform	Alpha	Method
Ammonia as N (mg/L)	**106-SD**	**1.4**	**n/a**	**6/2/2016**	**82**	**Yes**	**29**	**n/a**	**n/a**	**55.17**	**n/a**	**n/a**	**0.002152**	**NP Intra (NDs) 1 of 2**
Barium Total (ug/L)	**104-SD**	**230**	**n/a**	**6/3/2016**	**848**	**Yes**	**28**	**5.011**	**0.17**	**0**	**None**	**ln(x)**	**0.0001937**	**Param Intra 1 of 2**
Barium Total (ug/L)	**106-SD**	**150**	**n/a**	**6/2/2016**	**868**	**Yes**	**30**	**4.479**	**0.2232**	**0**	**None**	**ln(x)**	**0.0001937**	**Param Intra 1 of 2**
Barium Total (ug/L)	111-SD	130	n/a	6/3/2016	101	No	12	4.538	0.1113	0	None	ln(x)	0.0001937	Param Intra 1 of 2
Cadmium Total (ug/L)	106-SD	2.5	n/a	6/2/2016	0.1ND	No	40	n/a	n/a	97.5	n/a	n/a	0.001152	NP Intra (NDs) 1 of 2
Chemical Oxygen Demand [COD] (mg/L)	104-SD	760	n/a	6/3/2016	358	No	36	n/a	n/a	69.44	n/a	n/a	0.00142	NP Intra (NDs) 1 of 2
Chloride (mg/L)	**104-SD**	**110**	**n/a**	**6/3/2016**	**333**	**Yes**	**26**	**n/a**	**n/a**	**0**	**n/a**	**n/a**	**0.002637**	**NP Intra (normality) 1 of 2**
Hardness Total (mg/L)	**104-SD**	**570**	**n/a**	**6/3/2016**	**595**	**Yes**	**34**	**1.2e8**	**2.6e7**	**0**	**None**	**x^3**	**0.0001937**	**Param Intra 1 of 2**
Hardness Total (mg/L)	**106-SD**	**590**	**n/a**	**6/2/2016**	**637**	**Yes**	**35**	**6.15**	**0.09469**	**0**	**None**	**ln(x)**	**0.0001937**	**Param Intra 1 of 2**
Lead Total (ug/L)	106-SD	25	n/a	6/2/2016	2.5ND	No	40	n/a	n/a	97.5	n/a	n/a	0.001152	NP Intra (NDs) 1 of 2
Magnesium Total (ug/L)	**104-SD**	**66000**	**n/a**	**6/3/2016**	**75900**	**Yes**	**39**	**228.1**	**12.08**	**0**	**None**	**sqrt(x)**	**0.0001937**	**Param Intra 1 of 2**
Magnesium Total (ug/L)	**106-SD**	**63000**	**n/a**	**6/2/2016**	**88400**	**Yes**	**36**	**10.82**	**0.09234**	**0**	**None**	**ln(x)**	**0.0001937**	**Param Intra 1 of 2**
pH [Field] (su)	104-SD	8.2	6.2	6/3/2016	6.8	No	34	53	5.7	0	None	x^2	0.00009683	Param Intra 1 of 2
pH [Field] (su)	106-SD	8	6.5	6/2/2016	6.63	No	31	1.973	0.04295	0	None	ln(x)	0.00009683	Param Intra 1 of 2
Sodium Total (ug/L)	**104-SD**	**34000**	**n/a**	**6/3/2016**	**219000**	**Yes**	**10**	**10**	**0.1276**	**0**	**None**	**ln(x)**	**0.0001937**	**Param Intra 1 of 2**
Specific Conductance [Field] (umhos/cm)	**104-SD**	**1500**	**n/a**	**6/3/2016**	**1943**	**Yes**	**33**	**6.911**	**0.1526**	**0**	**None**	**ln(x)**	**0.0001937**	**Param Intra 1 of 2**
Total Dissolved Solids [TDS] (mg/L)	**104-SD**	**780**	**n/a**	**6/3/2016**	**1300**	**Yes**	**32**	**6.38**	**0.11**	**0**	**None**	**ln(x)**	**0.0001937**	**Param Intra 1 of 2**
Total Organic Carbon [TOC] (mg/L)	**104-SD**	**32**	**n/a**	**6/3/2016**	**114**	**Yes**	**32**	**n/a**	**n/a**	**62.5**	**n/a**	**n/a**	**0.001789**	**NP Intra (NDs) 1 of 2**
Total Organic Carbon [TOC] (mg/L)	106-SD	370	n/a	6/2/2016	106	No	37	n/a	n/a	37.84	n/a	n/a	0.001353	NP Intra (normality) 1 of 2

Sanitas™ v.9.5.26 Software licensed to Jett Environmental Consulting. UG
Hollow symbols indicate censored values.

Exceeds Limit

Prediction Limit

Intrawell Non-parametric

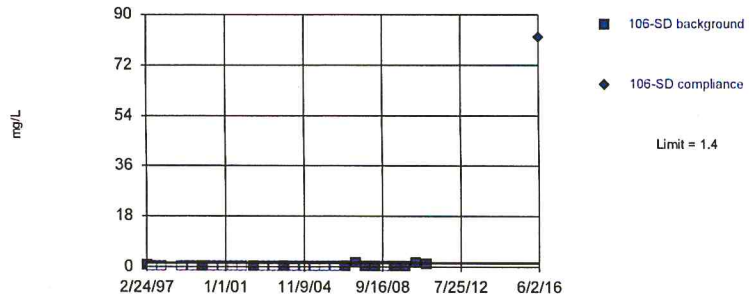

Non-parametric test used in lieu of parametric prediction limit because censored data exceeded 50%. Limit is highest of 29 background values. 55.17% NDs. Well-constituent pair annual alpha = 0.00858. Individual comparison alpha = 0.002152 (1 of 2). After outlier removal distribution was non-normal, so outlier results were invalidated.

Constituent: Ammonia as N Analysis Run 8/3/2016 11:34 AM
Bridgeton LF Client: RSI Data: Bridgeton LF

Sanitas™ v.9.5.26 Software licensed to Jett Environmental Consulting. UG

Exceeds Limit

Prediction Limit

Intrawell Parametric

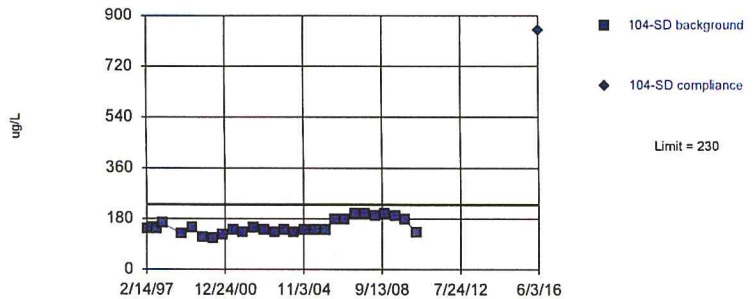

Background Data Summary (based on natural log transformation): Mean=5.011, Std. Dev.=0.17, n=28. Normality test: Shapiro Wilk @alpha = 0.01, calculated = 0.9098, critical = 0.896. Kappa = 2.544 (c=34, w=4, 1 of 2, event alpha = 0.026). Report alpha = 0.0001937. EPA 1989 outlier screening was performed on the background data (to establish suspected outliers for Dixon's/Rosner's). No background outliers were found.

Constituent: Barium Total Analysis Run 8/3/2016 11:35 AM
Bridgeton LF Client: RSI Data: Bridgeton LF

Sanitas™ v.9.5.26 Software licensed to Jett Environmental Consulting. UG

Exceeds Limit

Prediction Limit

Intrawell Parametric

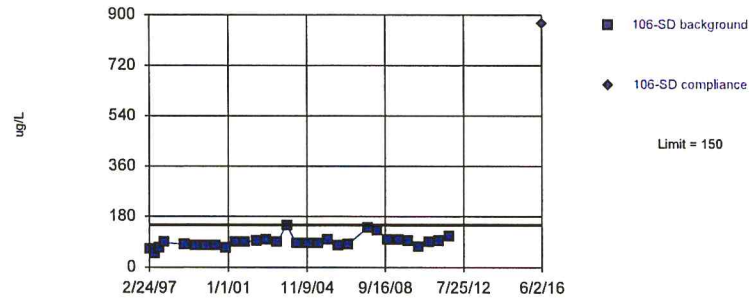

Background Data Summary (based on natural log transformation): Mean=4.479, Std. Dev.=0.2232, n=30. Normality test: Shapiro Wilk @alpha = 0.01, calculated = 0.9588, critical = 0.9. Kappa = 2.513 (c=34, w=4, 1 of 2, event alpha = 0.026). Report alpha = 0.0001937. Rosner's outlier test was performed on the background data. One background outlier was removed: 220 (5/21/2007).

Constituent: Barium Total Analysis Run 8/3/2016 11:36 AM
Bridgeton LF Client: RSI Data: Bridgeton LF

Sanitas™ v.9.5.26 Software licensed to Jett Environmental Consulting. UG

Within Limit

Prediction Limit

Intrawell Parametric

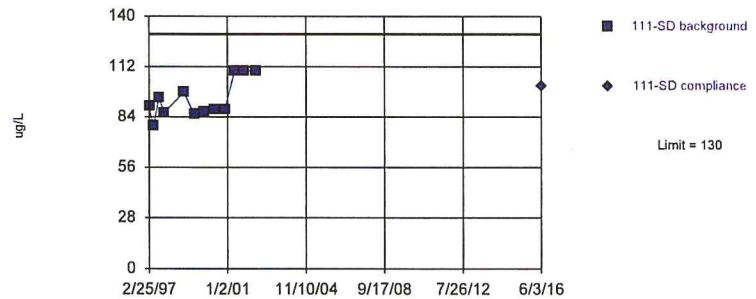

Background Data Summary (based on natural log transformation): Mean=4.538, Std. Dev.=0.1113, n=12. Normality test: Shapiro Wilk @alpha = 0.05, calculated = 0.8796, critical = 0.859. Kappa = 3.187 (c=34, w=4, 1 of 2, event alpha = 0.026). Report alpha = 0.0001937. EPA 1989 outlier screening was performed on the background data (to establish suspected outliers for Dixon's/Rosner's). No background outliers were found.

Constituent: Barium Total Analysis Run 8/3/2016 11:36 AM
Bridgeton LF Client: RSI Data: Bridgeton LF

Sanitas™ v.9.5.26 Software licensed to Jett Environmental Consulting, UG

Within Limit

Prediction Limit

Intrawell Parametric



Background Data Summary (based on natural log transformation): Mean=11.57, Std. Dev.=0.1154, n=37. Normality test: Shapiro Wilk @alpha = 0.01, calculated = 0.9502, critical = 0.914. Kappa = 2.45 (c=34, w=4, 1 of 2, event alpha = 0.026). Report alpha = 0.0001937. Rosner's outlier test was performed on the background data. One background outlier was removed: 200000 (9/24/2014).

Constituent: Calcium Total Analysis Run 8/3/2016 11:37 AM
Bridgeton LF Client: RSI Data: Bridgeton LF

Sanitas™ v.9.5.26 Software licensed to Jett Environmental Consulting, UG
Hollow symbols indicate censored values.

Within Limit

Prediction Limit

Intrawell Non-parametric

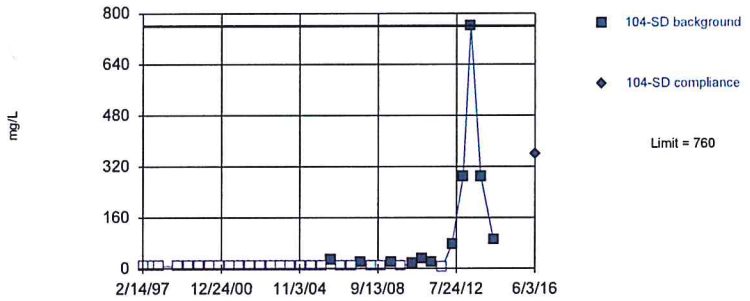

Non-parametric test used in lieu of parametric prediction limit because censored data exceeded 50%. Limit is highest of 36 background values. 69.44% NDs. Well-constituent pair annual alpha = 0.005668. Individual comparison alpha = 0.00142 (1 of 2). After outlier removal distribution was non-normal, so outlier results were invalidated.

Constituent: Chemical Oxygen Demand [COD] Analysis Run 8/3/2016 11:37 AM
Bridgeton LF Client: RSI Data: Bridgeton LF

Sanitas™ v.9.5.26 Software licensed to Jett Environmental Consulting, UG

Exceeds Limit

Prediction Limit

Intrawell Non-parametric

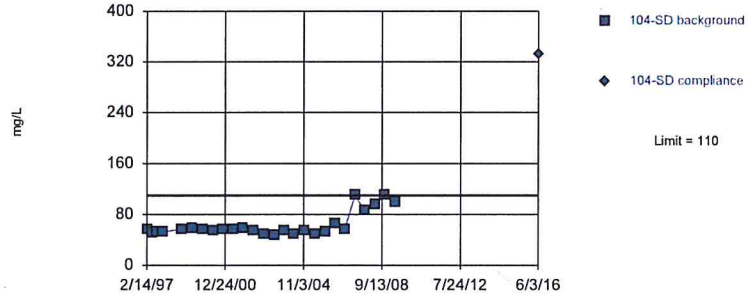

Non-parametric test used in lieu of parametric prediction limit because the Shapiro Wilk normality test showed the data to be non-normal at the 0.01 alpha level. Limit is highest of 26 background values. Well-constituent pair annual alpha = 0.01051. Individual comparison alpha = 0.002637 (1 of 2). After outlier removal distribution was non-normal, so outlier results were invalidated.

Constituent: Chloride Analysis Run 8/3/2016 11:38 AM
Bridgeton LF Client: RSI Data: Bridgeton LF

Sanitas™ v.9.5.26 Software licensed to Jett Environmental Consulting, UG

Exceeds Limit

Prediction Limit

Intrawell Parametric

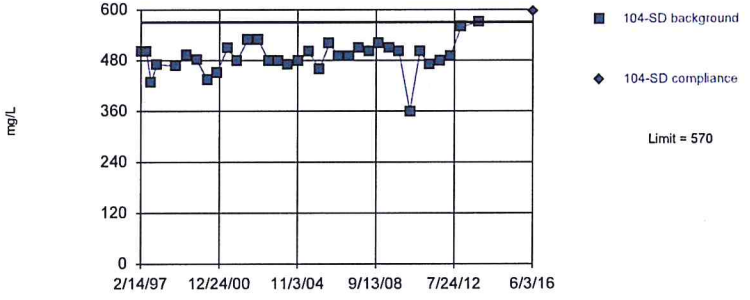

Background Data Summary (based on cube transformation): Mean=1.2e8, Std. Dev.=2.6e7, n=34. Normality test: Shapiro Wilk @alpha = 0.01, calculated = 0.9556, critical = 0.908. Kappa = 2.475 (c=34, w=4, 1 of 2, event alpha = 0.026). Report alpha = 0.0001937. Rosner's outlier test was performed on the background data. One background outlier was removed: 840 (4/11/2013).

Constituent: Hardness Total Analysis Run 8/3/2016 11:38 AM
Bridgeton LF Client: RSI Data: Bridgeton LF

Sanitas™ v.9.5.26 Software licensed to Jett Environmental Consulting, UG

Exceeds Limit

Prediction Limit

Intrawell Parametric

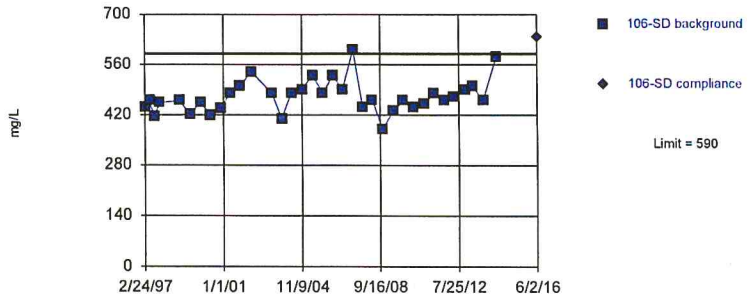

Background Data Summary (based on natural log transformation): Mean=6.15, Std. Dev.=0.09469, n=35. Normality test: Shapiro Wilk @alpha = 0.01, calculated = 0.9671, critical = 0.91. Kappa = 2.466 (c=34, w=4, 1 of 2, event alpha = 0.026). Report alpha = 0.0001937. Rosner's outlier test was performed on the background data. Two background outliers were removed: 180 (11/19/2002); 1300 (9/24/2014).

Constituent: Hardness Total Analysis Run 8/3/2016 11:39 AM

Bridgeton LF Client: RSI Data: Bridgeton LF

Sanitas™ v.9.5.26 Software licensed to Jett Environmental Consulting, UG

Within Limit

Prediction Limit

Intrawell Parametric

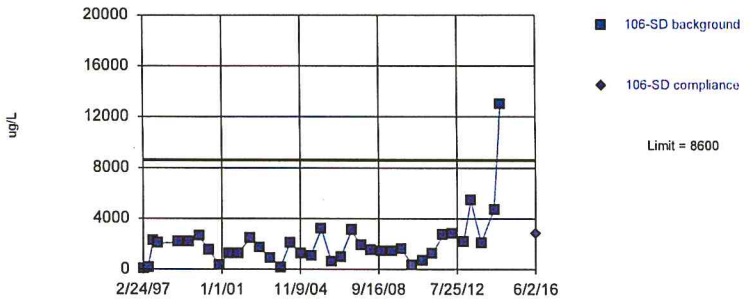

Background Data Summary (based on cube root transformation): Mean=11.73, Std. Dev.=3.576, n=37. Normality test: Shapiro Wilk @alpha = 0.01, calculated = 0.9382, critical = 0.914. Kappa = 2.45 (c=34, w=4, 1 of 2, event alpha = 0.026). Report alpha = 0.0001937. After outlier removal distribution was non-normal, so outlier results were invalidated.

Constituent: Iron Total Analysis Run 8/3/2016 11:39 AM

Bridgeton LF Client: RSI Data: Bridgeton LF

Sanitas™ v.9.5.26 Software licensed to Jett Environmental Consulting, UG

Exceeds Limit

Prediction Limit

Intrawell Parametric

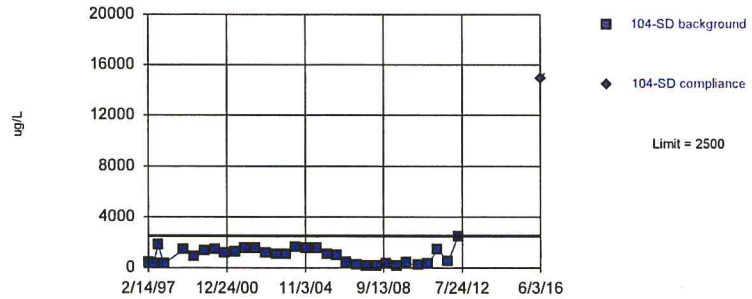

Background Data Summary: Mean=944.3, Std. Dev.=611.7, n=32. Normality test: Shapiro Wilk @alpha = 0.01, calculated = 0.9041, critical = 0.904. Kappa = 2.494 (c=34, w=4, 1 of 2, event alpha = 0.026). Report alpha = 0.0001937. EPA 1989 outlier screening was performed on the background data (to establish suspected outliers for Dixon's/Rosner's). No background outliers were found.

Constituent: Iron Total Analysis Run 8/3/2016 11:40 AM

Bridgeton LF Client: RSI Data: Bridgeton LF

Sanitas™ v.9.5.26 Software licensed to Jett Environmental Consulting, UG

Within Limit

Prediction Limit

Intrawell Parametric

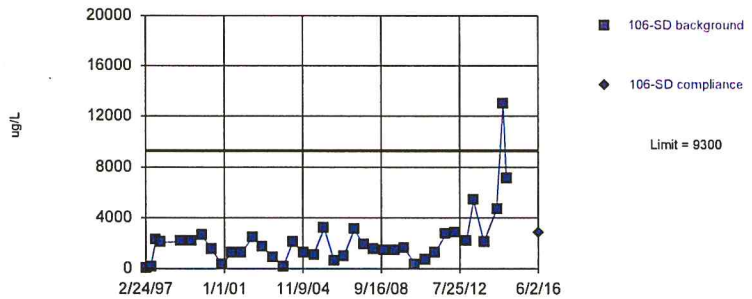

Background Data Summary (based on cube root transformation): Mean=11.93, Std. Dev.=3.731, n=38. Normality test: Shapiro Wilk @alpha = 0.01, calculated = 0.9488, critical = 0.916. Kappa = 2.442 (c=34, w=4, 1 of 2, event alpha = 0.026). Report alpha = 0.0001937. EPA 1989 outlier screening was performed on the background data (to establish suspected outliers for Dixon's/Rosner's). No background outliers were found.

Constituent: Iron Total Analysis Run 8/3/2016 11:40 AM

Bridgeton LF Client: RSI Data: Bridgeton LF

Sanitas™ v.9.5.26 Software licensed to Jett Environmental Consulting, UG

Within Limits

Prediction Limit

Intrawell Parametric

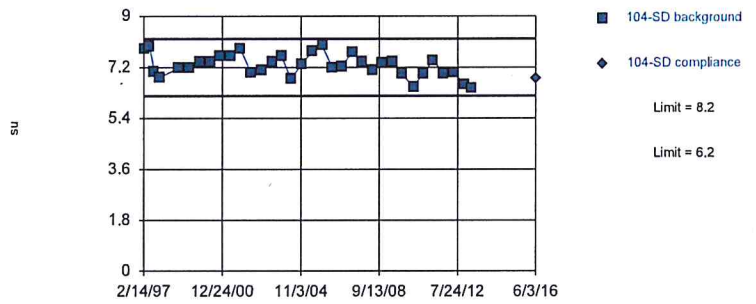

Background Data Summary (based on square transformation): Mean=53, Std. Dev.=5.7, n=34. Normality test: Shapiro Wilk @alpha = 0.01, calculated = 0.9706, critical = 0.908. Kappa = 2.475 (c=34, w=4, 1 of 2, event alpha = 0.026). Report alpha = 0.0001937. EPA 1989 outlier screening was performed on the background data (to establish suspected outliers for Dixon's/Rosner's). No background outliers were found.

Constituent: pH [Field] Analysis Run 8/3/2016 11:41 AM

Bridgeton LF Client: RSI Data: Bridgeton LF

Sanitas™ v.9.5.26 Software licensed to Jett Environmental Consulting, UG

Within Limits

Prediction Limit

Intrawell Parametric

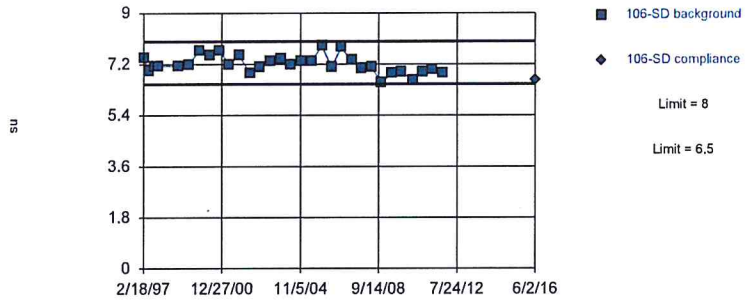

Background Data Summary (based on natural log transformation): Mean=1.973, Std. Dev.=0.04295, n=31. Normality test: Shapiro Wilk @alpha = 0.01, calculated = 0.9748, critical = 0.902. Kappa = 2.504 (c=34, w=4, 1 of 2, event alpha = 0.026). Report alpha = 0.0001937. EPA 1989 outlier screening was performed on the background data (to establish suspected outliers for Dixon's/Rosner's). No background outliers were found.

Constituent: pH [Field] Analysis Run 8/3/2016 11:41 AM

Bridgeton LF Client: RSI Data: Bridgeton LF

Sanitas™ v.9.5.26 Software licensed to Jett Environmental Consulting, UG

Exceeds Limit

Prediction Limit

Intrawell Parametric

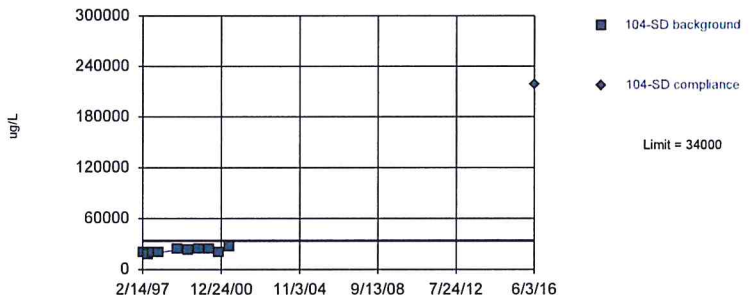

Background Data Summary (based on natural log transformation): Mean=10, Std. Dev.=0.1276, n=10. Normality test: Shapiro Wilk @alpha = 0.05, calculated = 0.9451, critical = 0.842. Kappa = 3.482 (c=34, w=4, 1 of 2, event alpha = 0.026). Report alpha = 0.0001937. EPA 1989 outlier screening was performed on the background data (to establish suspected outliers for Dixon's/Rosner's). No background outliers were found.

Constituent: Sodium Total Analysis Run 8/3/2016 11:41 AM

Bridgeton LF Client: RSI Data: Bridgeton LF

Sanitas™ v.9.5.26 Software licensed to Jett Environmental Consulting, UG

Exceeds Limit

Prediction Limit

Intrawell Parametric

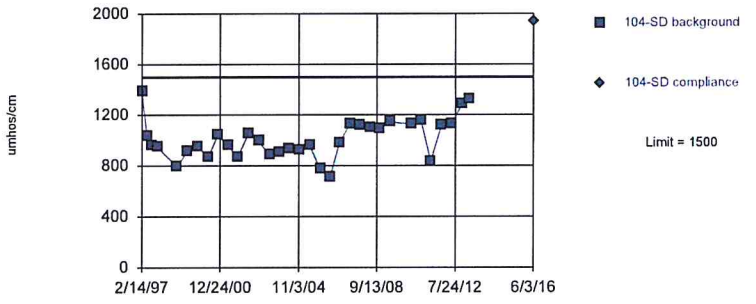

Background Data Summary (based on natural log transformation): Mean=6.911, Std. Dev.=0.1526, n=33. Normality test: Shapiro Wilk @alpha = 0.01, calculated = 0.9837, critical = 0.906. Kappa = 2.485 (c=34, w=4, 1 of 2, event alpha = 0.026). Report alpha = 0.0001937. Rosner's outlier test was performed on the background data. One background outlier was removed: 130.2 (11/4/2009).

Constituent: Specific Conductance [Field] Analysis Run 8/3/2016 11:42 AM

Bridgeton LF Client: RSI Data: Bridgeton LF

Sanitas™ v.9.5.26 Software licensed to Jett Environmental Consulting, UG

Exceeds Limit

Prediction Limit

Intrawell Parametric

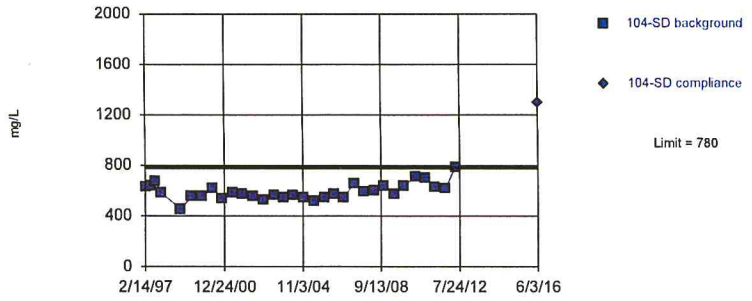

Background Data Summary (based on natural log transformation): Mean=6.38, Std. Dev.=0.11, n=32. Normality test: Shapiro Wilk @alpha = 0.01, calculated = 0.9651, critical = 0.904. Kappa = 2.494 (c=34, w=4, 1 of 2, event alpha = 0.026). Report alpha = 0.0001937. Rosner's outlier test was performed on the background data. One background outlier was removed: 1800 (11/27/2012).

Constituent: Total Dissolved Solids [TDS] Analysis Run 8/3/2016 11:42 AM

Bridgeton LF Client: RSI Data: Bridgeton LF

Sanitas™ v.9.5.26 Software licensed to Jett Environmental Consulting, UG

Hollow symbols indicate censored values.

Exceeds Limit

Prediction Limit

Intrawell Non-parametric

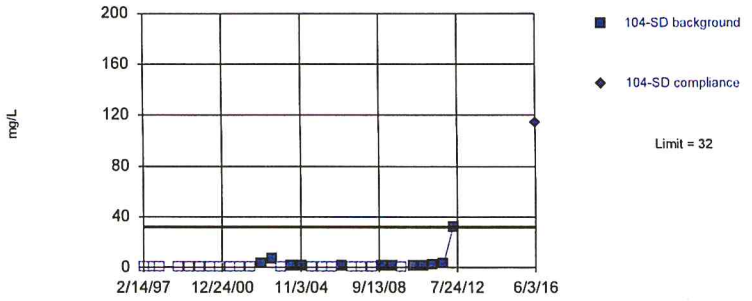

Non-parametric test used in lieu of parametric prediction limit because censored data exceeded 50%. Limit is highest of 32 background values. 62.5% NDs. Well-constituent pair annual alpha = 0.007136. Individual comparison alpha = 0.001789 (1 of 2). After outlier removal distribution was non-normal, so outlier results were invalidated.

Constituent: Total Organic Carbon [TOC] Analysis Run 8/3/2016 11:43 AM

Bridgeton LF Client: RSI Data: Bridgeton LF

Sanitas™ v.9.5.26 Software licensed to Jett Environmental Consulting, UG

Hollow symbols indicate censored values.

Within Limit

Prediction Limit

Intrawell Non-parametric

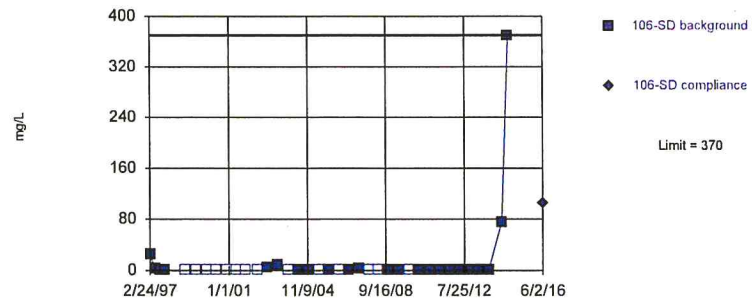

Non-parametric test used in lieu of parametric prediction limit because the Shapiro Wilk normality test showed the data to be non-normal at the 0.01 alpha level. Limit is highest of 37 background values. 37.84% NDs. Well-constituent pair annual alpha = 0.005401. Individual comparison alpha = 0.001353 (1 of 2). After outlier removal distribution was non-normal, so outlier results were invalidated.

Constituent: Total Organic Carbon [TOC] Analysis Run 8/3/2016 11:43 AM

Bridgeton LF Client: RSI Data: Bridgeton LF

TREND EVALUATION OF EXCEEDING CONSTITUENTS

Sanitas™ v.9.5.26 Software licensed to Jett Environmental Consulting, UG

Sen's Slope Estimator

104-SD

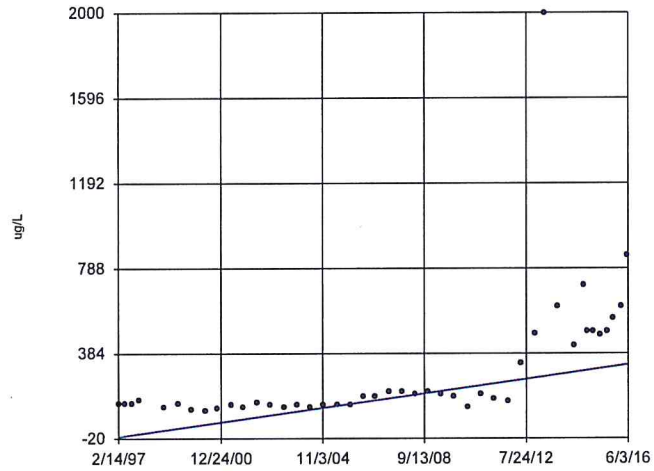

n = 44

Slope = 17.73 units per year.

Mann-Kendall normal approx. = 5.877
critical = 2.33

Increasing trend significant at 98% confidence level (α = 0.01 per tail).

Constituent: Barium Total Analysis Run 8/3/2016 2:43 PM
Bridgeton LF Client: RSI Data: Bridgeton LF

Sanitas™ v.9.5.26 Software licensed to Jett Environmental Consulting, UG

Sen's Slope Estimator

104-SD

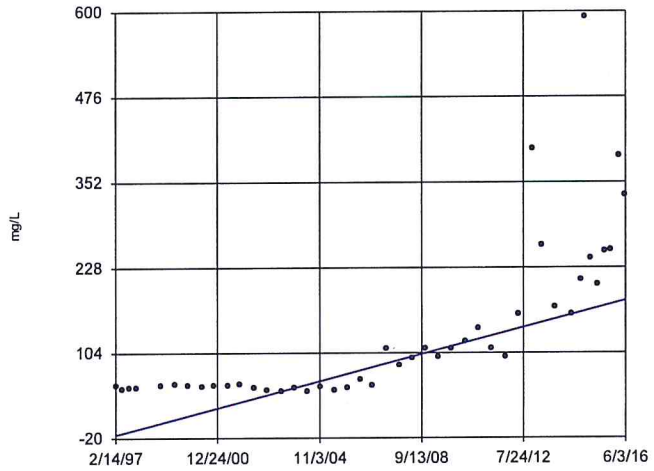

n = 44

Slope = 10.12 units per year.

Mann-Kendall normal approx. = 6.447
critical = 2.33

Increasing trend significant at 98% confidence level (α = 0.01 per tail).

Constituent: Chloride Analysis Run 8/3/2016 2:43 PM
Bridgeton LF Client: RSI Data: Bridgeton LF

Sanitas™ v.9.5.26 Software licensed to Jett Environmental Consulting, UG
Hollow symbols indicate censored values.

Sen's Slope Estimator

104-SD

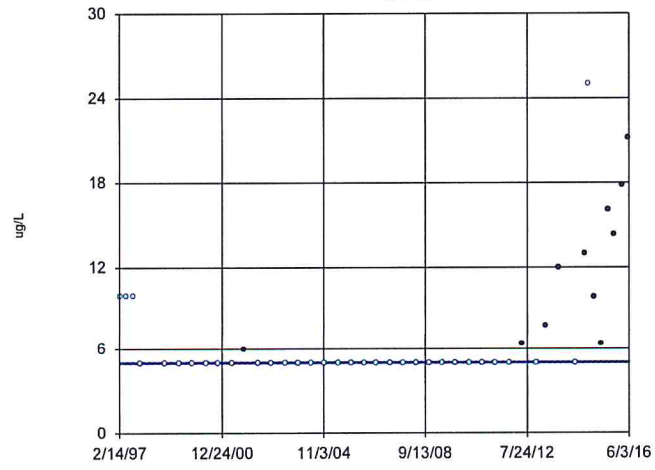

n = 44

Slope = 0 units per year.

Mann-Kendall normal approx. = 3.04
critical = 2.33

Increasing trend significant at 98% confidence level (α = 0.01 per tail).

Constituent: Chromium Total Analysis Run 8/3/2016 2:43 PM
Bridgeton LF Client: RSI Data: Bridgeton LF

Sanitas™ v.9.5.26 Software licensed to Jett Environmental Consulting, UG

Sen's Slope Estimator

104-SD

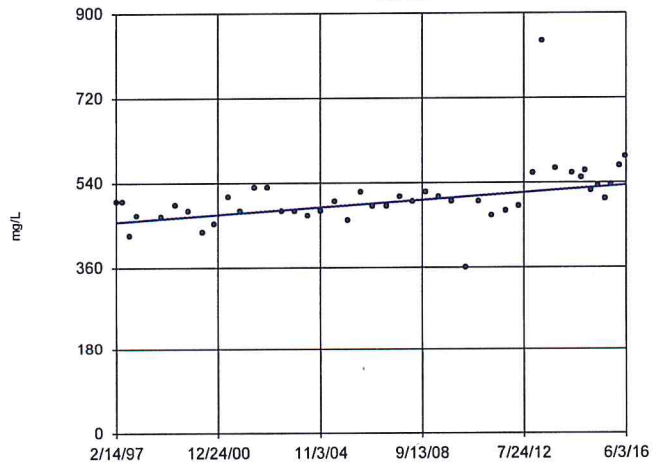

n = 44

Slope = 4.002 units per year.

Mann-Kendall normal approx. = 4.139
critical = 2.33

Increasing trend significant at 98% confidence level (α = 0.01 per tail).

Constituent: Hardness Total Analysis Run 8/3/2016 2:43 PM
Bridgeton LF Client: RSI Data: Bridgeton LF

Sanitas™ v.9.5.26 Software licensed to Jett Environmental Consulting, UG

Sen's Slope Estimator

104-SD

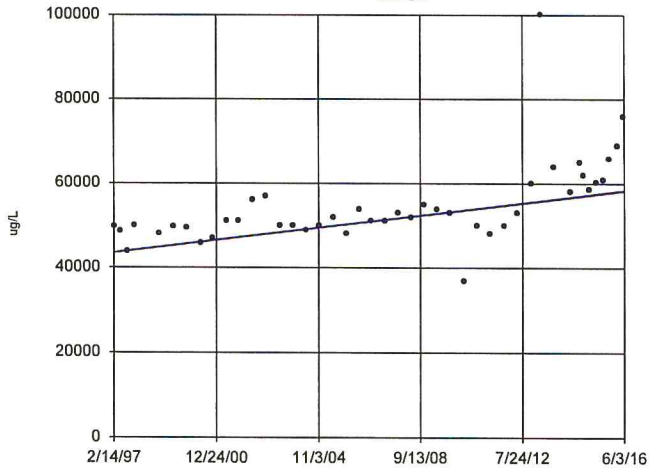

n = 44

Slope = 763.8 units per year.

Mann-Kendall normal approx. = 5.341
critical = 2.33

Increasing trend significant at 98% confidence level (α = 0.01 per tail).

Constituent: Magnesium Total Analysis Run 8/3/2016 2:43 PM
Bridgeton LF Client: RSI Data: Bridgeton LF

Sanitas™ v.9.5.26 Software licensed to Jett Environmental Consulting, UG
Hollow symbols indicate censored values.

Sen's Slope Estimator

104-SD

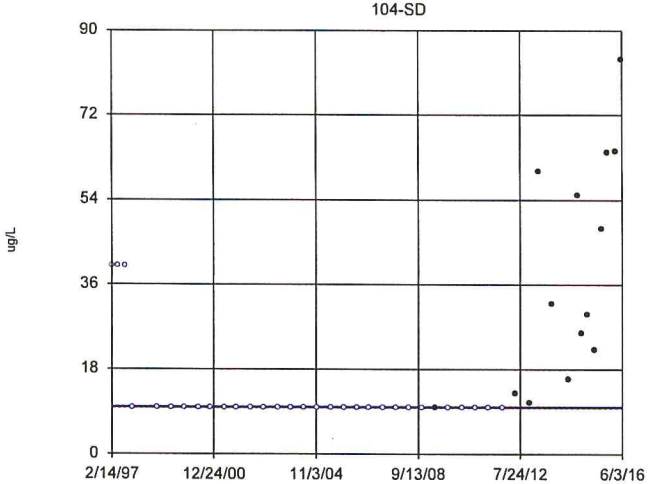

n = 44

Slope = 0 units per year.

Mann-Kendall normal approx. = 3.745
critical = 2.33

Increasing trend significant at 98% confidence level (α = 0.01 per tail).

Constituent: Nickel Total Analysis Run 8/3/2016 2:43 PM
Bridgeton LF Client: RSI Data: Bridgeton LF

Sanitas™ v.9.5.26 Software licensed to Jett Environmental Consulting, UG

Sen's Slope Estimator

104-SD

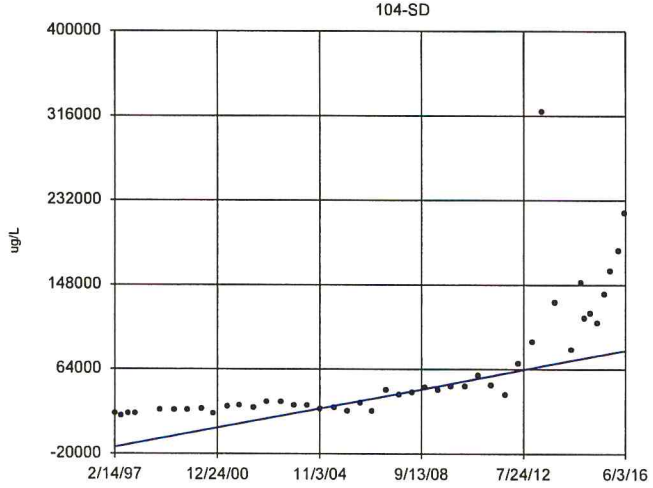

n = 44

Slope = 4971 units per year.

Mann-Kendall normal approx. = 7.609
critical = 2.33

Increasing trend significant at 98% confidence level (α = 0.01 per tail).

Constituent: Sodium Total Analysis Run 8/3/2016 2:43 PM
Bridgeton LF Client: RSI Data: Bridgeton LF

Sanitas™ v.9.5.26 Software licensed to Jett Environmental Consulting, UG

Sen's Slope Estimator

104-SD

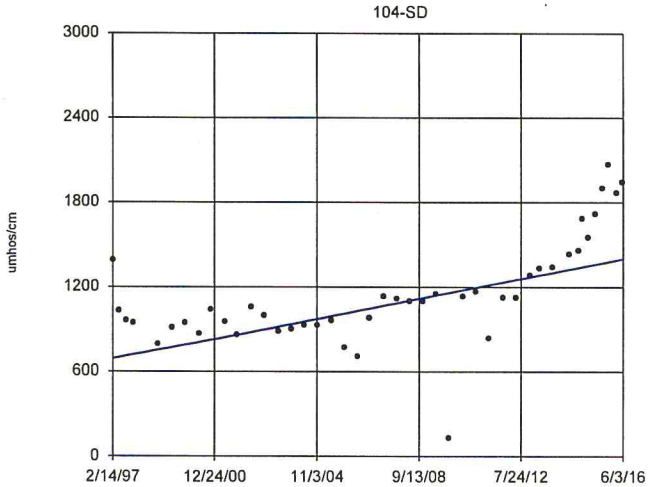

n = 44

Slope = 36.64 units per year.

Mann-Kendall normal approx. = 5.3
critical = 2.33

Increasing trend significant at 98% confidence level (α = 0.01 per tail).

Constituent: Specific Conductance [Field] Analysis Run 8/3/2016 2:43 PM
Bridgeton LF Client: RSI Data: Bridgeton LF

Sanitas™ v.9.5.26 Software licensed to Jett Environmental Consulting, UG

Sen's Slope Estimator

104-SD

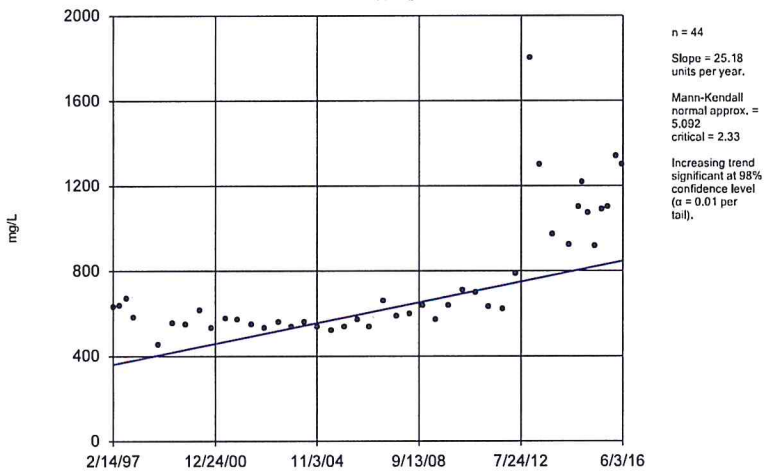

n = 44

Slope = 25.18 units per year.

Mann-Kendall normal approx. = 5.092
critical = 2.33

Increasing trend significant at 98% confidence level (α = 0.01 per tail).

Constituent: Total Dissolved Solids [TDS] Analysis Run 8/3/2016 2:43 PM

Bridgeton LF Client: RSI Data: Bridgeton LF

Sanitas™ v.9.5.26 Software licensed to Jett Environmental Consulting, UG

Hollow symbols indicate censored values.

Sen's Slope Estimator

104-SD

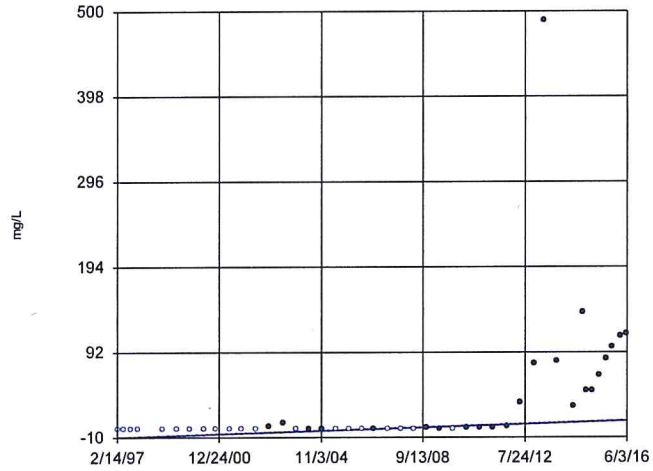

n = 44

Slope = 1.041 units per year.

Mann-Kendall normal approx. = 6.196
critical = 2.33

Increasing trend significant at 98% confidence level (α = 0.01 per tail).

Constituent: Total Organic Carbon [TOC] Analysis Run 8/3/2016 2:43 PM

Bridgeton LF Client: RSI Data: Bridgeton LF

Sanitas™ v.9.5.26 Software licensed to Jett Environmental Consulting, UG
Hollow symbols indicate censored values.

Sen's Slope Estimator

106-SD

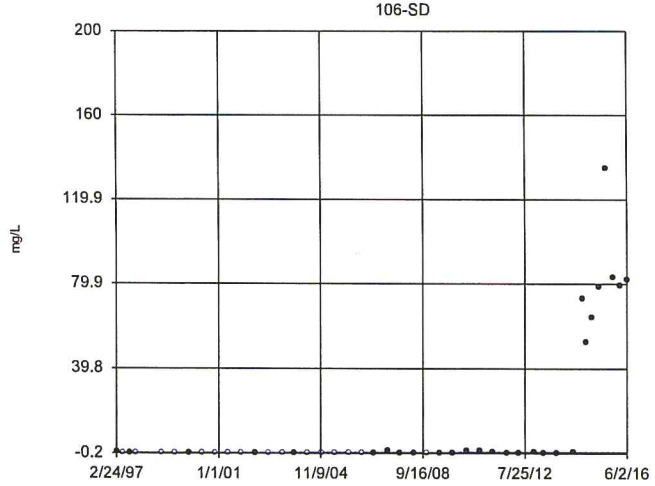

n = 44

Slope = 0.03092 units per year.

Mann-Kendall normal approx. = 5.941
critical = 2.33

Increasing trend significant at 98% confidence level (α = 0.01 per tail).

Constituent: Ammonia as N Analysis Run 8/3/2016 2:44 PM
Bridgeton LF Client: RSI Data: Bridgeton LF

Sanitas™ v.9.5.26 Software licensed to Jett Environmental Consulting, UG

Sen's Slope Estimator

106-SD

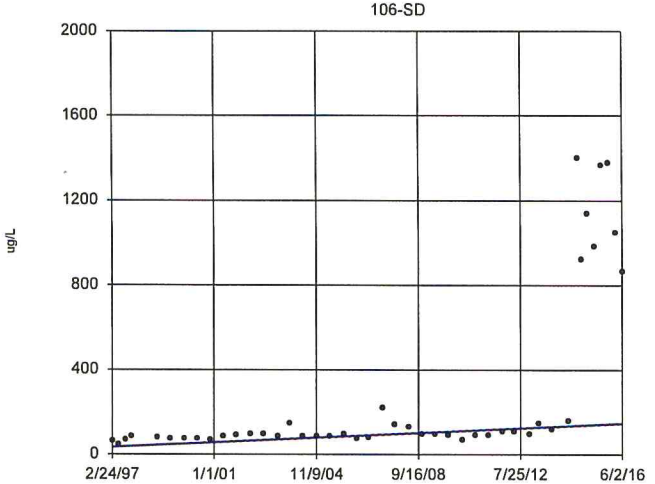

n = 44

Slope = 5.877 units per year.

Mann-Kendall normal approx. = 6.011
critical = 2.33

Increasing trend significant at 98% confidence level (α = 0.01 per tail).

Constituent: Barium Total Analysis Run 8/3/2016 2:44 PM
Bridgeton LF Client: RSI Data: Bridgeton LF

Sanitas™ v.9.5.26 Software licensed to Jett Environmental Consulting, UG

Sen's Slope Estimator

106-SD

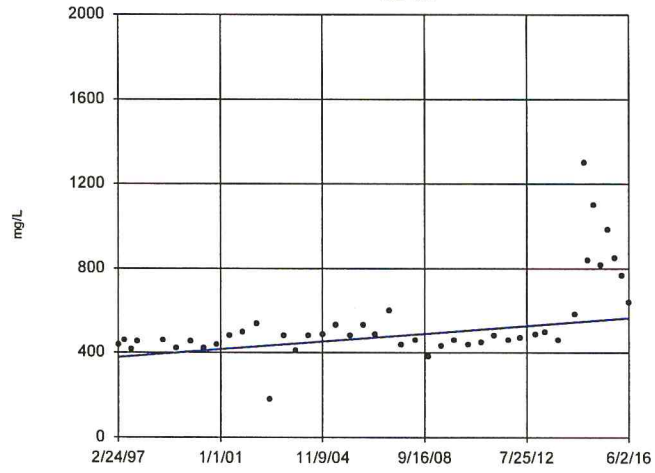

n = 44

Slope = 9.76 units per year.

Mann-Kendall normal approx. = 4.076
critical = 2.33

Increasing trend significant at 98% confidence level (α = 0.01 per tail).

Constituent: Hardness Total Analysis Run 8/3/2016 2:44 PM
Bridgeton LF Client: RSI Data: Bridgeton LF

Sanitas™ v.9.5.26 Software licensed to Jett Environmental Consulting, UG

Sen's Slope Estimator

106-SD

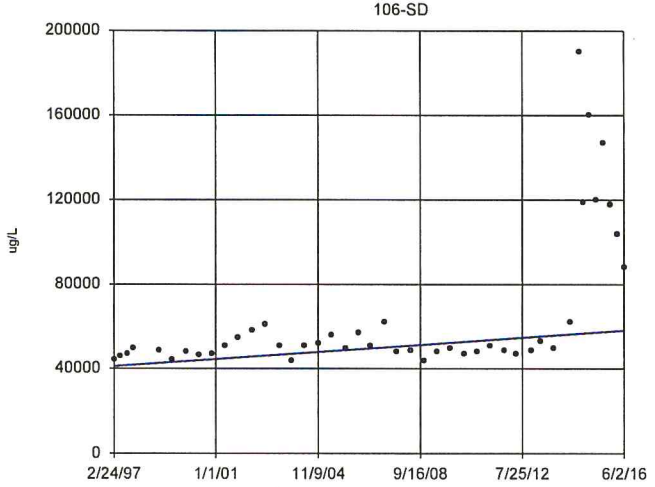

n = 44

Slope = 891.2 units per year.

Mann-Kendall normal approx. = 3.789
critical = 2.33

Increasing trend significant at 98% confidence level (α = 0.01 per tail).

Constituent: Magnesium Total Analysis Run 8/3/2016 2:44 PM
Bridgeton LF Client: RSI Data: Bridgeton LF

Sanitas™ v.9.5.26 Software licensed to Jett Environmental Consulting, UG

Sen's Slope Estimator

106-SD

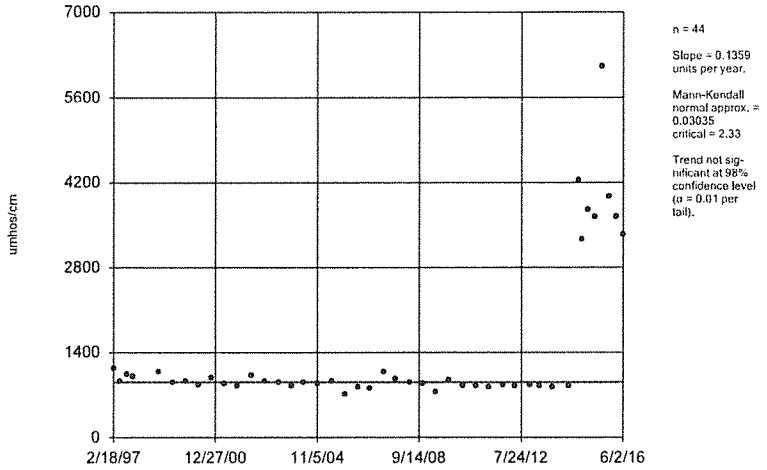

n = 44

Slope = 0.1359 units per year.

Mann-Kendall normal approx. = 0.03035 critical = 2.33

Trend not significant at 98% confidence level (α = 0.01 per tail).

Constituent: Specific Conductance [Field] Analysis Run 8/3/2016 2:44 PM

Bridgeton LF Client: RSI Data: Bridgeton LF

Sanitas™ v.9.5.26 Software licensed to Jett Environmental Consulting, UG

Sen's Slope Estimator

106-SD

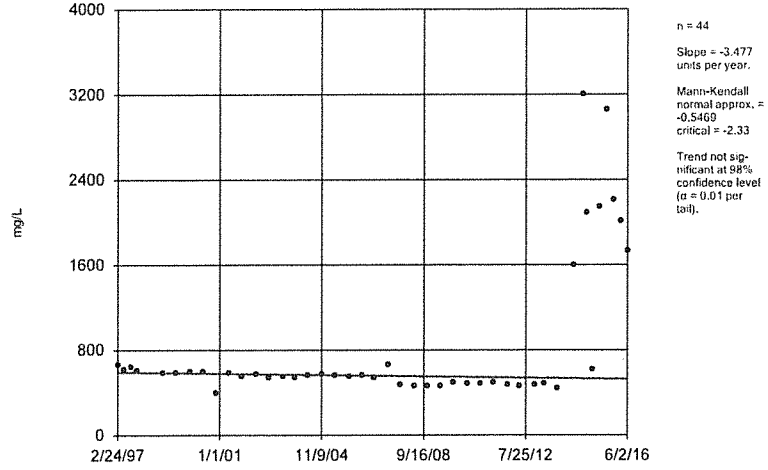

n = 44

Slope = -3.477 units per year.

Mann-Kendall normal approx. = -0.5469 critical = -2.33

Trend not significant at 98% confidence level (α = 0.01 per tail).

Constituent: Total Dissolved Solids [TDS] Analysis Run 8/3/2016 2:44 PM

Bridgeton LF Client: RSI Data: Bridgeton LF

TIME SERIES GRAPHS

Sanitas™ v.9.5.26 Software licensed to Jett Environmental Consulting. UG
Hollow symbols indicate censored values.

Time Series

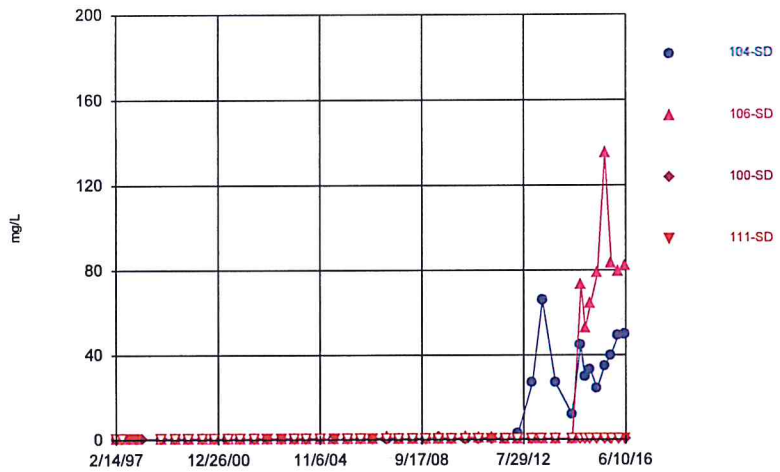

Constituent: Ammonia as N Analysis Run 9/1/2016 7:52 AM
Bridgeton LF Client: RSI Data: Bridgeton LF

Sanitas™ v.9.5.26 Software licensed to Jett Environmental Consulting. UG
Hollow symbols indicate censored values.

Time Series

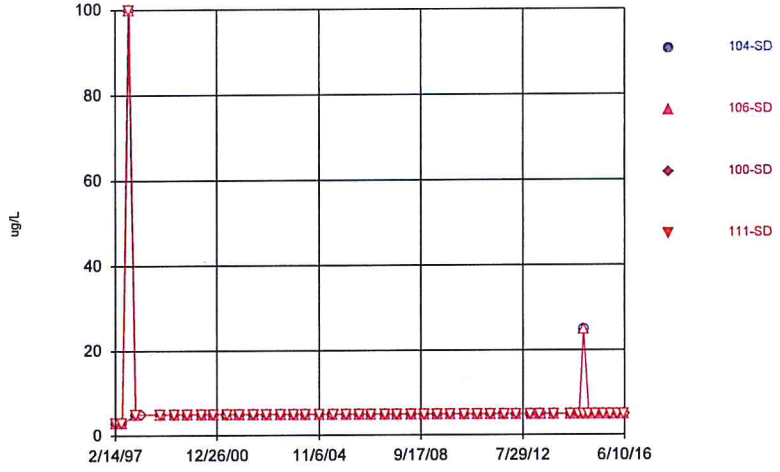

Constituent: Antimony Total Analysis Run 9/1/2016 7:52 AM
Bridgeton LF Client: RSI Data: Bridgeton LF

Sanitas™ v.9.5.26 Software licensed to Jett Environmental Consulting. UG
Hollow symbols indicate censored values.

Time Series

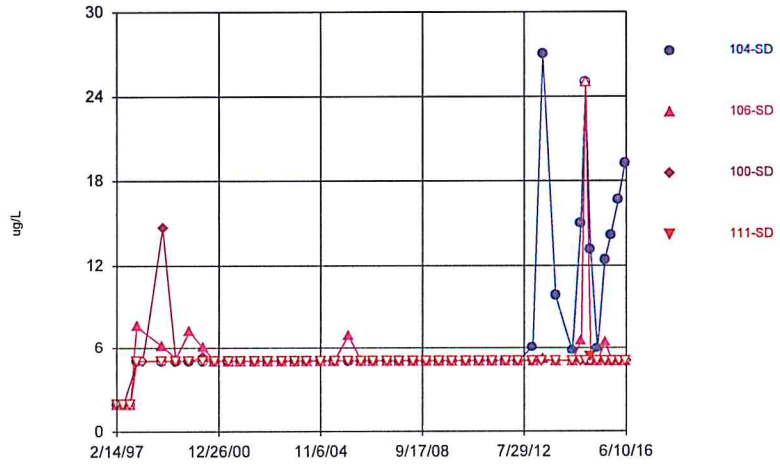

Constituent: Arsenic Total Analysis Run 9/1/2016 7:52 AM
Bridgeton LF Client: RSI Data: Bridgeton LF

Sanitas™ v.9.5.26 Software licensed to Jett Environmental Consulting. UG

Time Series

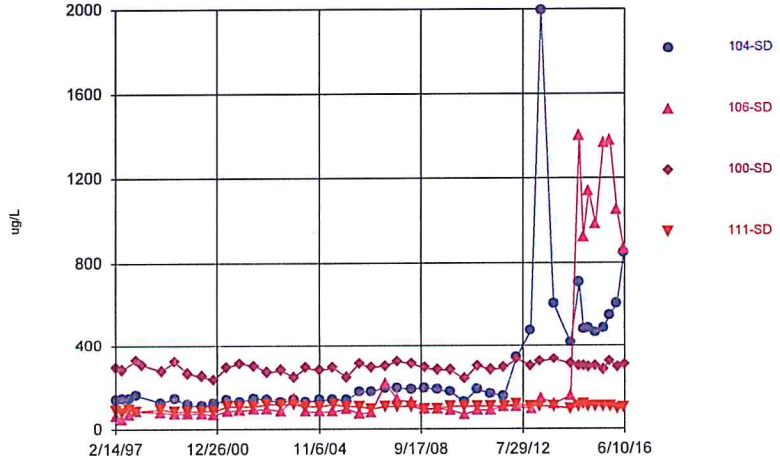

Constituent: Barium Total Analysis Run 9/1/2016 7:53 AM
Bridgeton LF Client: RSI Data: Bridgeton LF

Sanitas™ v.9.5.26 Software licensed to Jett Environmental Consulting, UG
Hollow symbols indicate censored values.

Time Series

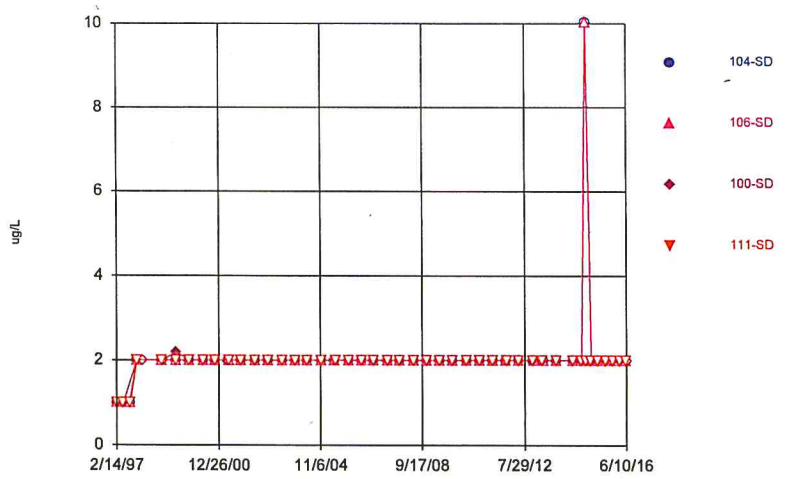

Constituent: Beryllium Total Analysis Run 9/1/2016 7:53 AM
Bridgeton LF Client: RSI Data: Bridgeton LF

Sanitas™ v.9.5.26 Software licensed to Jett Environmental Consulting, UG
Hollow symbols indicate censored values.

Time Series

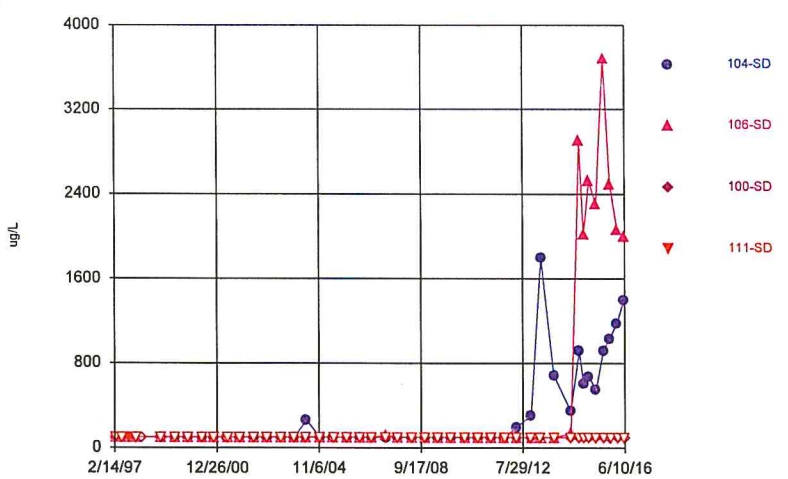

Constituent: Boron Total Analysis Run 9/1/2016 7:53 AM
Bridgeton LF Client: RSI Data: Bridgeton LF

Sanitas™ v.9.5.26 Software licensed to Jett Environmental Consulting, UG
Hollow symbols indicate censored values.

Time Series

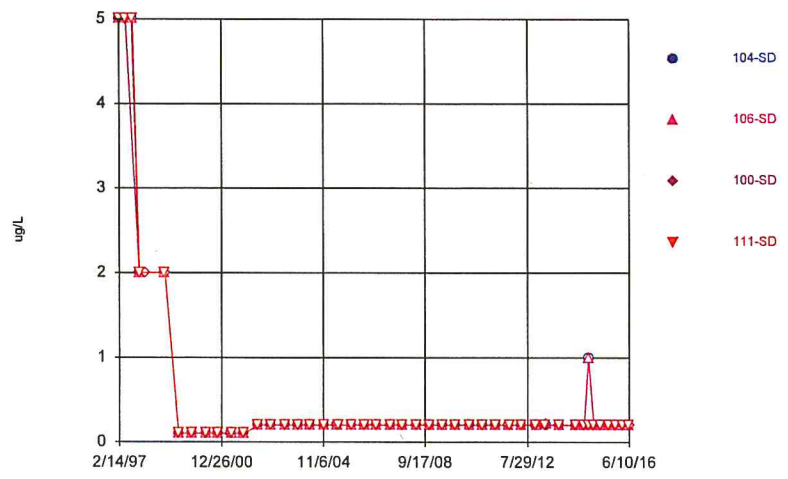

Constituent: Cadmium Total Analysis Run 9/1/2016 7:53 AM
Bridgeton LF Client: RSI Data: Bridgeton LF

Sanitas™ v.9.5.26 Software licensed to Jett Environmental Consulting, UG

Time Series

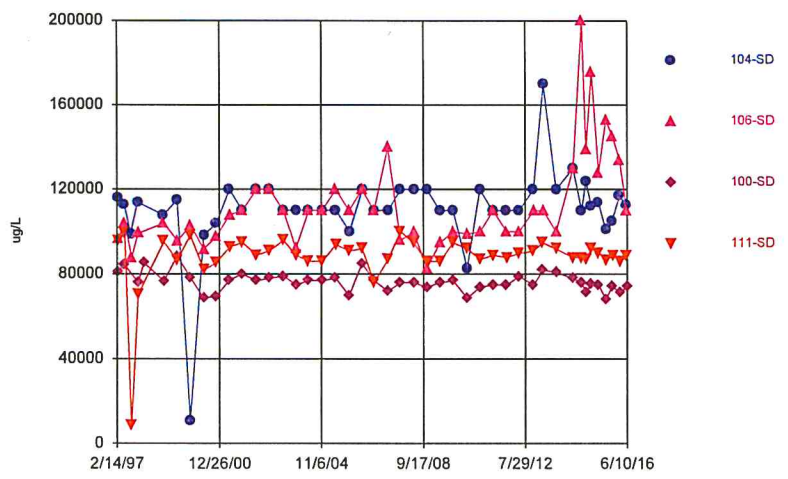

Constituent: Calcium Total Analysis Run 9/1/2016 7:53 AM
Bridgeton LF Client: RSI Data: Bridgeton LF

Sanitas™ v.9.5.26 Software licensed to Jett Environmental Consulting, UG
Hollow symbols indicate censored values.

Time Series

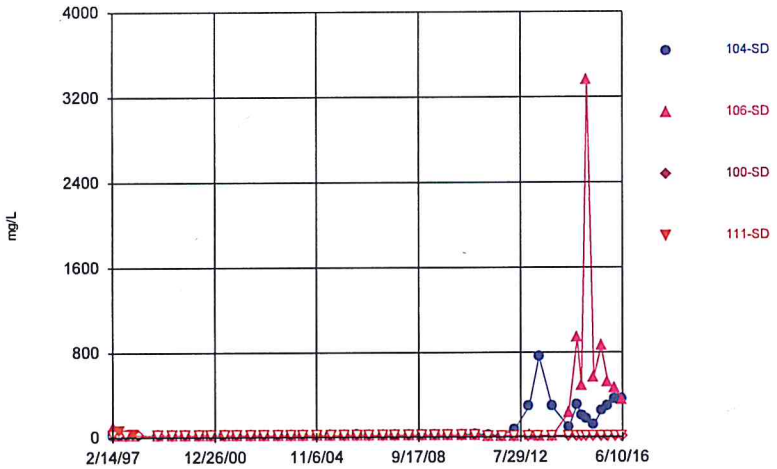

Constituent: Chemical Oxygen Demand [COD] Analysis Run 9/1/2016 7:53 AM
Bridgeton LF Client: RSI Data: Bridgeton LF

Sanitas™ v.9.5.26 Software licensed to Jett Environmental Consulting, UG
Hollow symbols indicate censored values.

Time Series

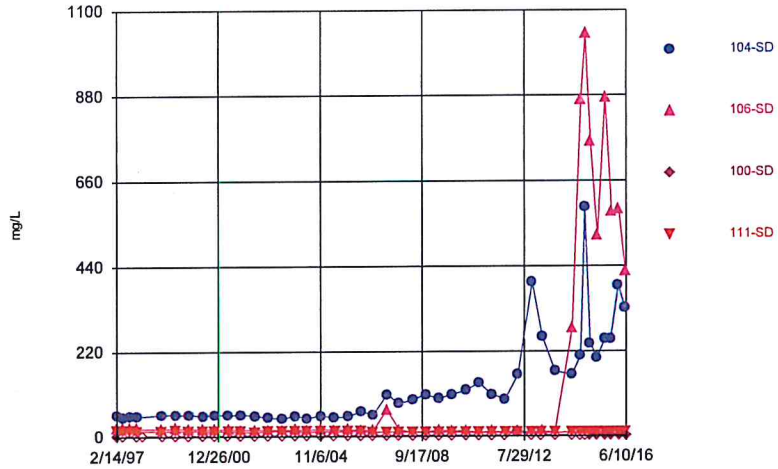

Constituent: Chloride Analysis Run 9/1/2016 7:53 AM
Bridgeton LF Client: RSI Data: Bridgeton LF

Sanitas™ v.9.5.26 Software licensed to Jett Environmental Consulting, UG
Hollow symbols indicate censored values.

Time Series

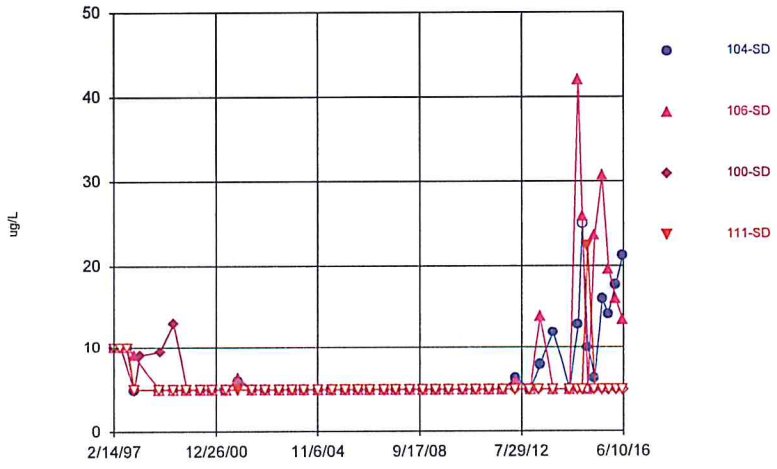

Constituent: Chromium Total Analysis Run 9/1/2016 7:53 AM
Bridgeton LF Client: RSI Data: Bridgeton LF

Sanitas™ v.9.5.26 Software licensed to Jett Environmental Consulting, UG
Hollow symbols indicate censored values.

Time Series

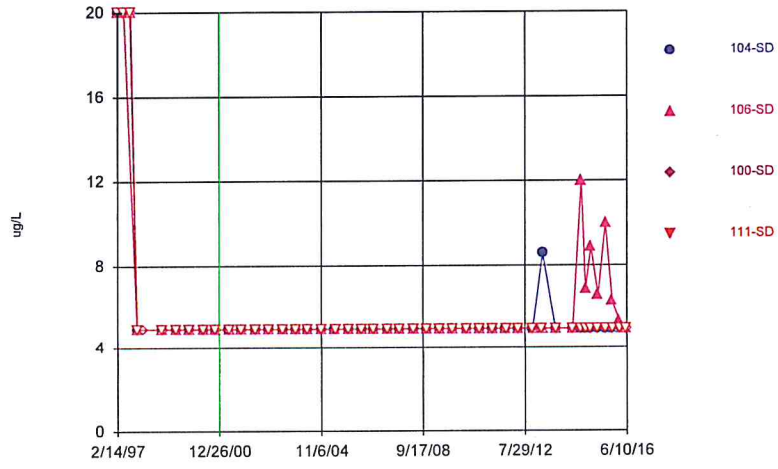

Constituent: Cobalt Total Analysis Run 9/1/2016 7:53 AM
Bridgeton LF Client: RSI Data: Bridgeton LF

Sanitas™ v.9.5.26 Software licensed to Jett Environmental Consulting. UG
Hollow symbols indicate censored values.

Time Series

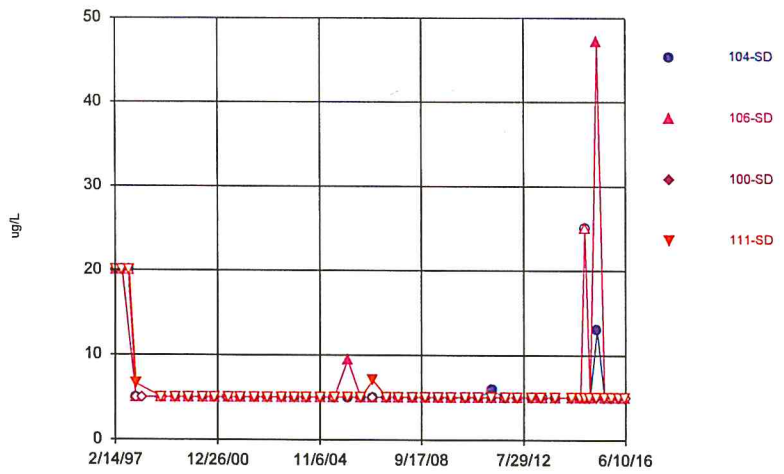

Constituent: Copper Total Analysis Run 9/1/2016 7:53 AM
Bridgeton LF Client: RSI Data: Bridgeton LF

Sanitas™ v.9.5.26 Software licensed to Jett Environmental Consulting. UG
Hollow symbols indicate censored values.

Time Series

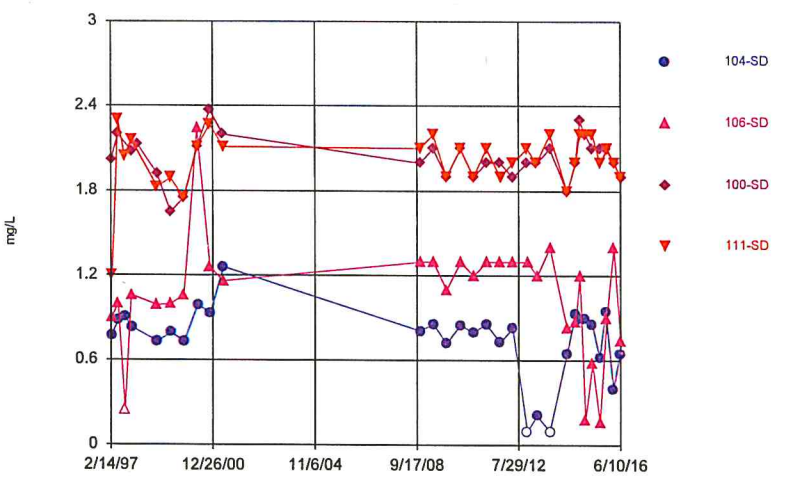

Constituent: Fluoride Analysis Run 9/1/2016 7:53 AM
Bridgeton LF Client: RSI Data: Bridgeton LF

Sanitas™ v.9.5.26 Software licensed to Jett Environmental Consulting. UG

Time Series

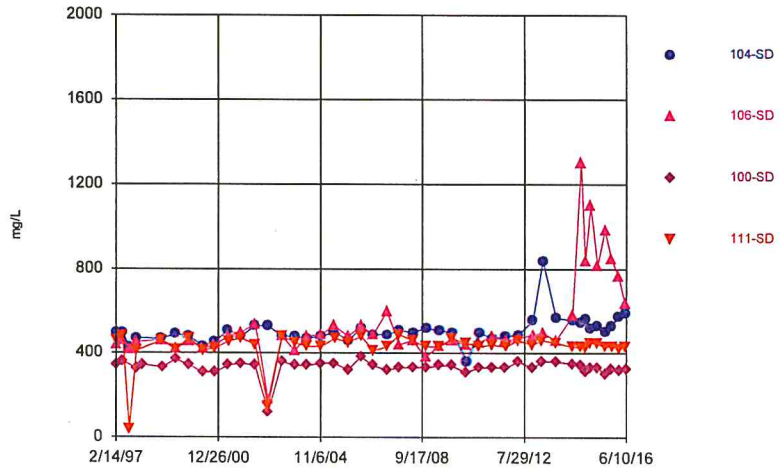

Constituent: Hardness Total Analysis Run 9/1/2016 7:53 AM
Bridgeton LF Client: RSI Data: Bridgeton LF

Sanitas™ v.9.5.26 Software licensed to Jett Environmental Consulting. UG
Hollow symbols indicate censored values.

Time Series

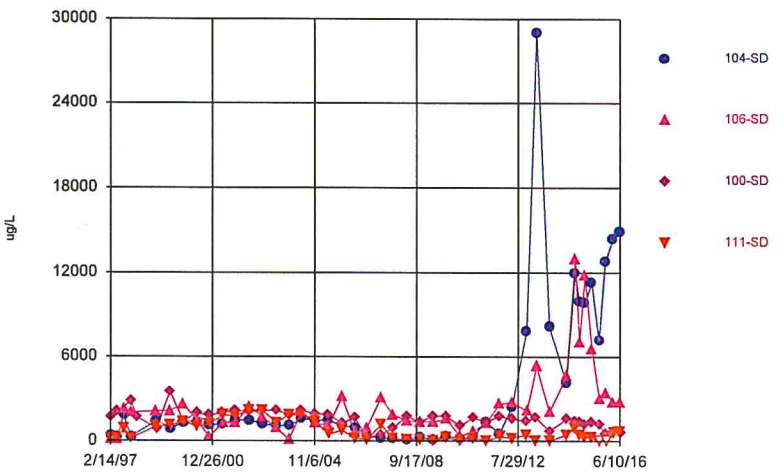

Constituent: Iron Total Analysis Run 9/1/2016 7:53 AM
Bridgeton LF Client: RSI Data: Bridgeton LF

Sanitas™ v.9.5.26 Software licensed to Jett Environmental Consulting. UG
Hollow symbols indicate censored values.

Time Series

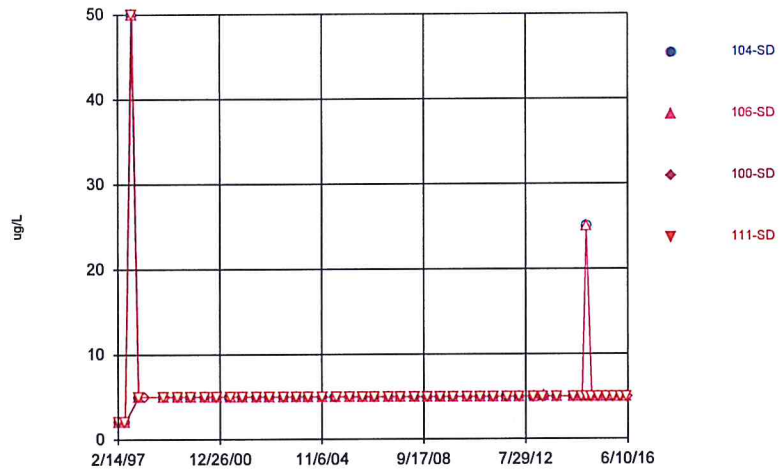

Constituent: Lead Total Analysis Run 9/1/2016 7:53 AM
Bridgeton LF Client: RSI Data: Bridgeton LF

Sanitas™ v.9.5.26 Software licensed to Jett Environmental Consulting. UG

Time Series

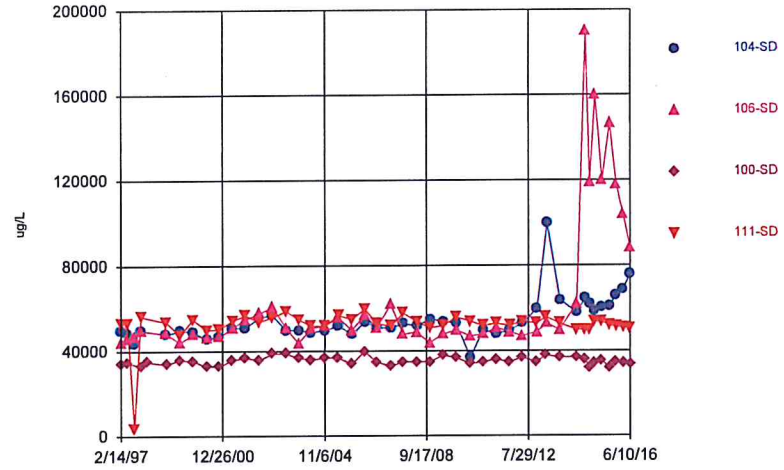

Constituent: Magnesium Total Analysis Run 9/1/2016 7:53 AM
Bridgeton LF Client: RSI Data: Bridgeton LF

Sanitas™ v.9.5.26 Software licensed to Jett Environmental Consulting. UG
Hollow symbols indicate censored values.

Time Series

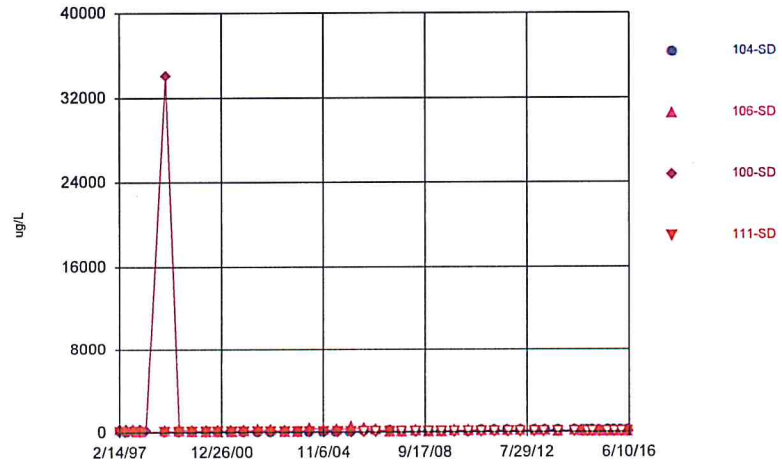

Constituent: Manganese Total Analysis Run 9/1/2016 7:53 AM
Bridgeton LF Client: RSI Data: Bridgeton LF

Sanitas™ v.9.5.26 Software licensed to Jett Environmental Consulting. UG
Hollow symbols indicate censored values.

Time Series

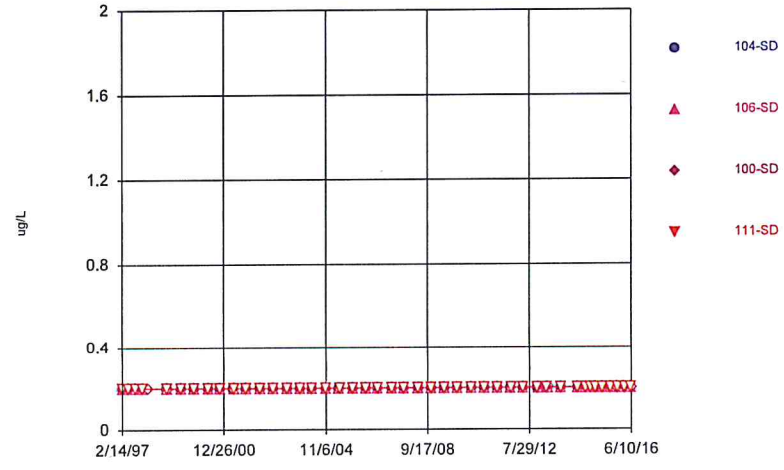

Constituent: Mercury Total Analysis Run 9/1/2016 7:53 AM
Bridgeton LF Client: RSI Data: Bridgeton LF

Sanitas™ v.9.5.26 Software licensed to Jett Environmental Consulting, UG
Hollow symbols indicate censored values.

Time Series

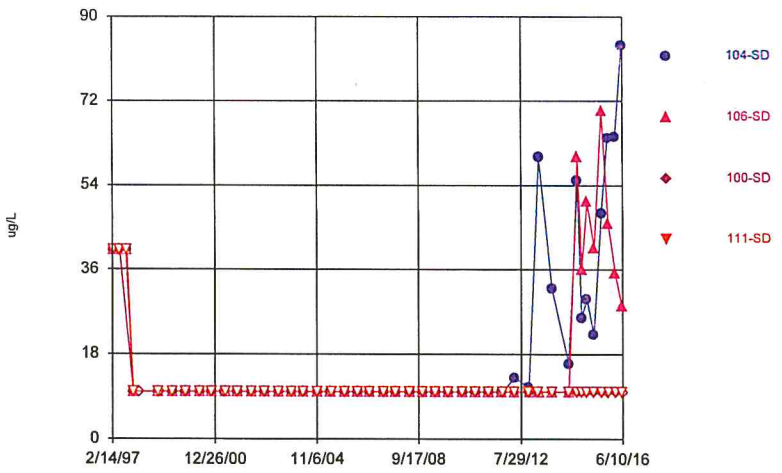

Constituent: Nickel Total Analysis Run 9/1/2016 7:53 AM
Bridgeton LF Client: RSI Data: Bridgeton LF

Sanitas™ v.9.5.26 Software licensed to Jett Environmental Consulting, UG
Hollow symbols indicate censored values.

Time Series

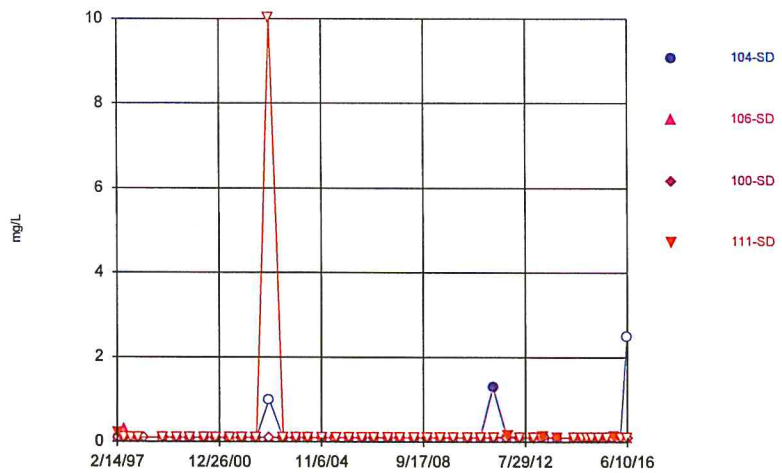

Constituent: Nitrate/Nitrite Analysis Run 9/1/2016 7:53 AM
Bridgeton LF Client: RSI Data: Bridgeton LF

Sanitas™ v.9.5.26 Software licensed to Jett Environmental Consulting, UG

Time Series

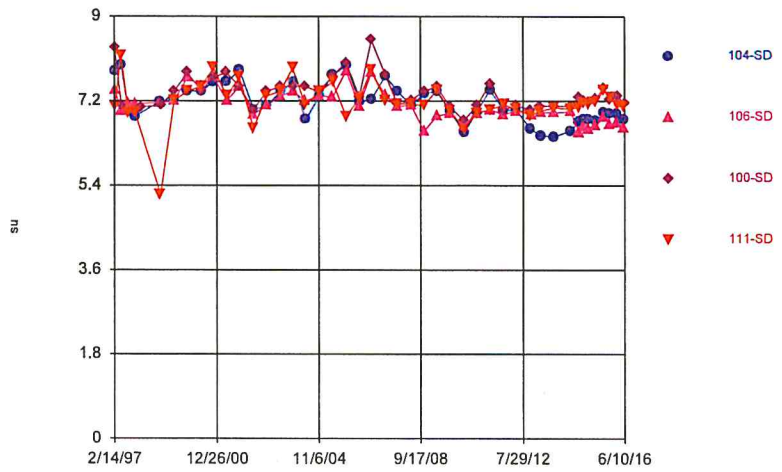

Constituent: pH [Field] Analysis Run 9/1/2016 7:53 AM
Bridgeton LF Client: RSI Data: Bridgeton LF

Sanitas™ v.9.5.26 Software licensed to Jett Environmental Consulting, UG
Hollow symbols indicate censored values.

Time Series

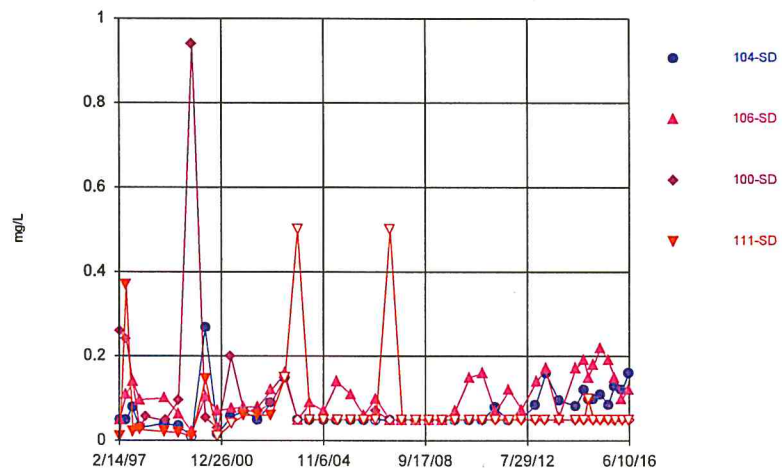

Constituent: Phosphorus Total Analysis Run 9/1/2016 7:53 AM
Bridgeton LF Client: RSI Data: Bridgeton LF

Sanitas™ v.9.5.26 Software licensed to Jett Environmental Consulting, UG
Hollow symbols indicate censored values.

Time Series

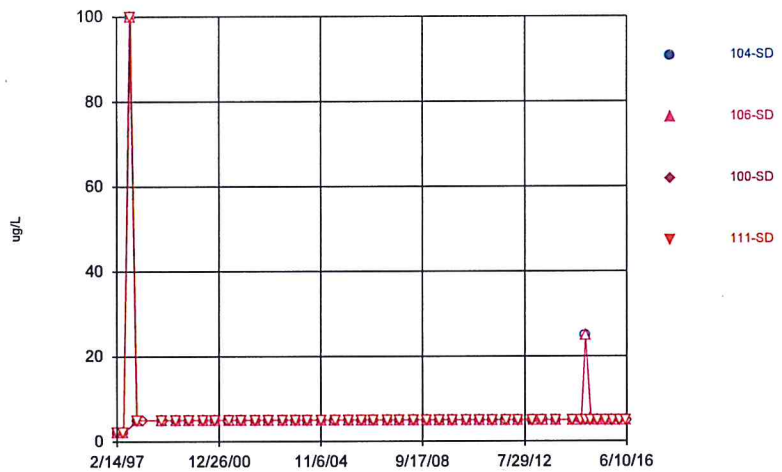

Constituent: Selenium Total Analysis Run 9/1/2016 7:53 AM
Bridgeton LF Client: RSI Data: Bridgeton LF

Sanitas™ v.9.5.26 Software licensed to Jett Environmental Consulting, UG
Hollow symbols indicate censored values.

Time Series

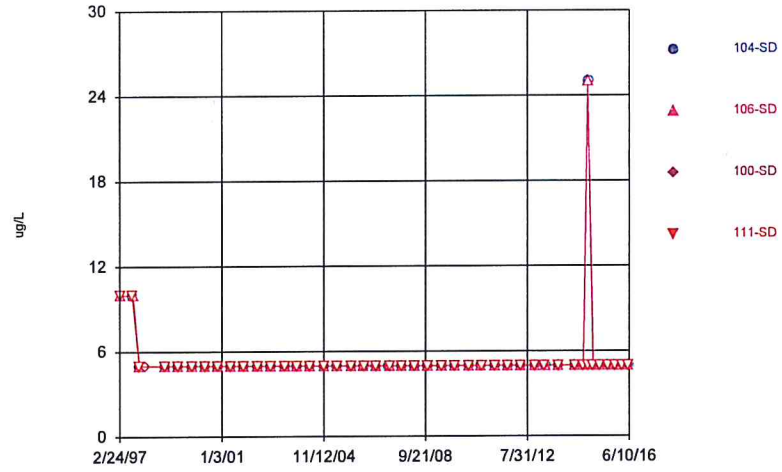

Constituent: Silver Total Analysis Run 9/1/2016 7:53 AM
Bridgeton LF Client: RSI Data: Bridgeton LF

Sanitas™ v.9.5.26 Software licensed to Jett Environmental Consulting, UG

Time Series

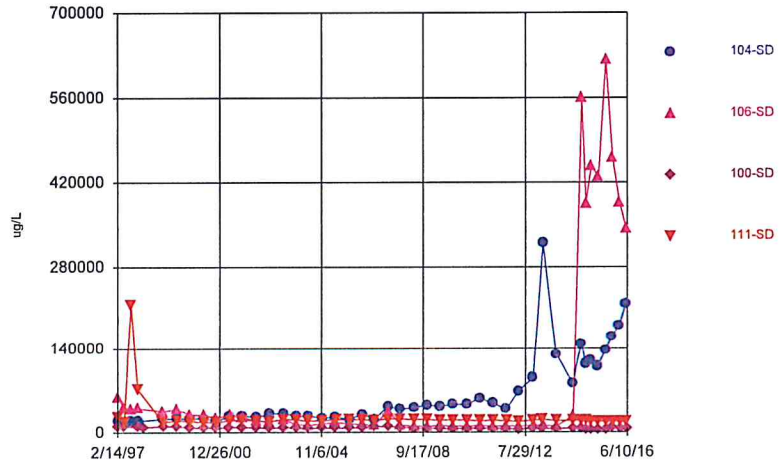

Constituent: Sodium Total Analysis Run 9/1/2016 7:53 AM
Bridgeton LF Client: RSI Data: Bridgeton LF

Sanitas™ v.9.5.26 Software licensed to Jett Environmental Consulting, UG

Time Series

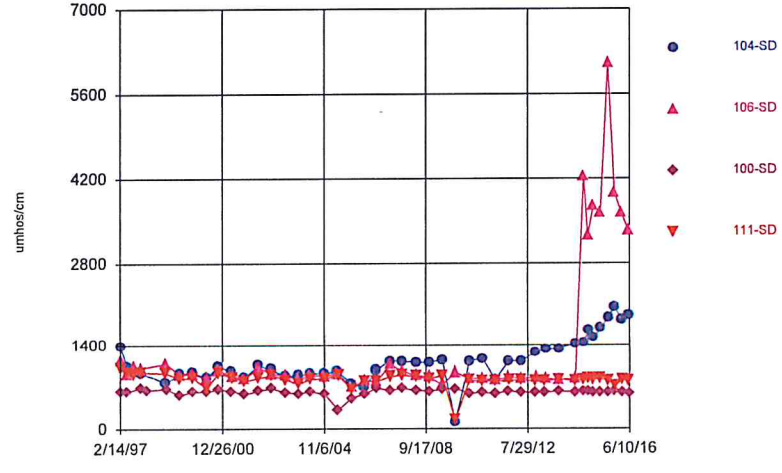

Constituent: Specific Conductance [Field] Analysis Run 9/1/2016 7:53 AM
Bridgeton LF Client: RSI Data: Bridgeton LF

Sanitas™ v.9.5.26 Software licensed to Jett Environmental Consulting, UG
Hollow symbols indicate censored values.

Time Series

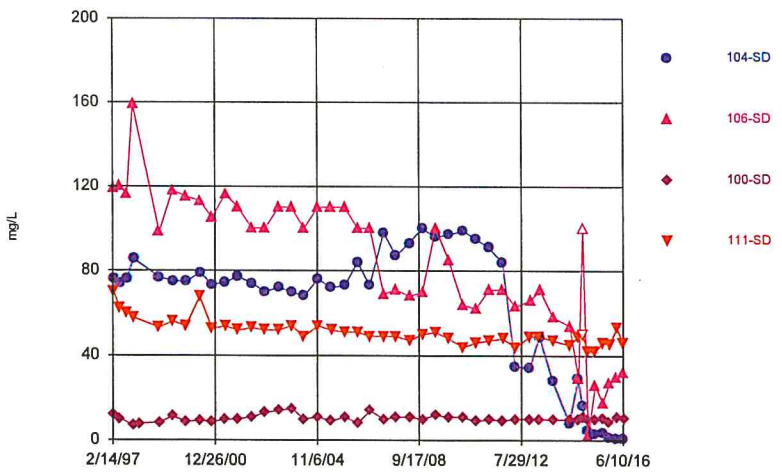

Constituent: Sulfate Analysis Run 9/1/2016 7:53 AM
Bridgeton LF Client: RSI Data: Bridgeton LF

Sanitas™ v.9.5.26 Software licensed to Jett Environmental Consulting, UG
Hollow symbols indicate censored values.

Time Series

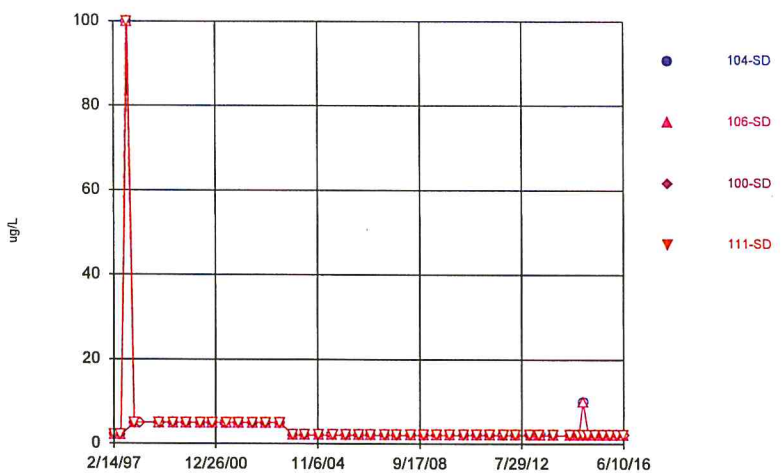

Constituent: Thallium Total Analysis Run 9/1/2016 7:53 AM
Bridgeton LF Client: RSI Data: Bridgeton LF

Sanitas™ v.9.5.26 Software licensed to Jett Environmental Consulting, UG

Time Series

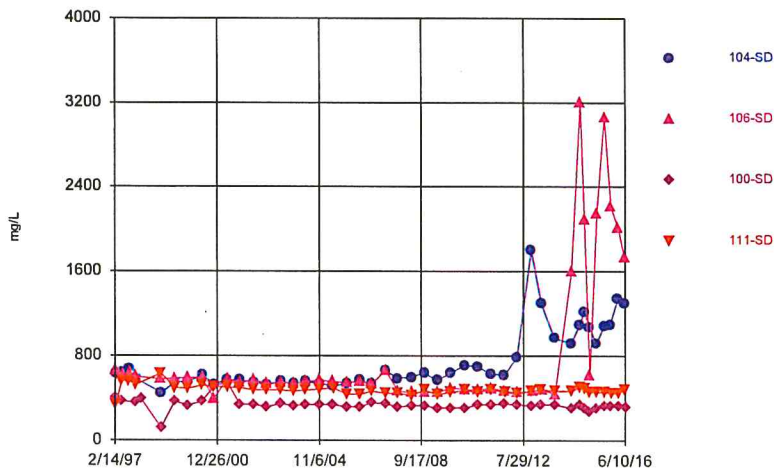

Constituent: Total Dissolved Solids [TDS] Analysis Run 9/1/2016 7:53 AM
Bridgeton LF Client: RSI Data: Bridgeton LF

Sanitas™ v.9.5.26 Software licensed to Jett Environmental Consulting, UG
Hollow symbols indicate censored values.

Time Series

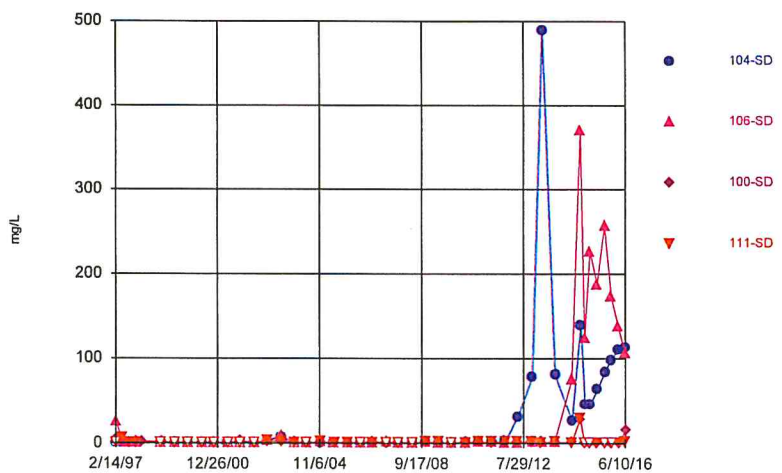

Constituent: Total Organic Carbon [TOC] Analysis Run 9/1/2016 7:53 AM
Bridgeton LF Client: RSI Data: Bridgeton LF

Sanitas™ v.9.5.26 Software licensed to Jett Environmental Consulting, UG
Hollow symbols indicate censored values.

Time Series

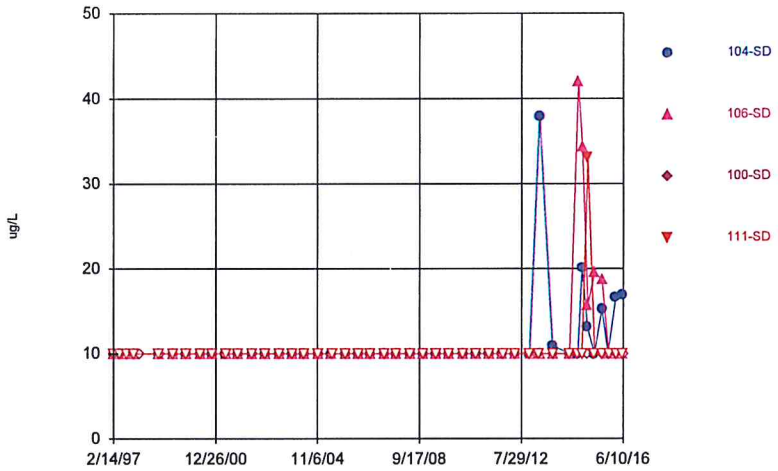

Constituent: Vanadium Total Analysis Run 9/1/2016 7:53 AM
Bridgeton LF Client: RSI Data: Bridgeton LF

Sanitas™ v.9.5.26 Software licensed to Jett Environmental Consulting, UG
Hollow symbols indicate censored values.

Time Series

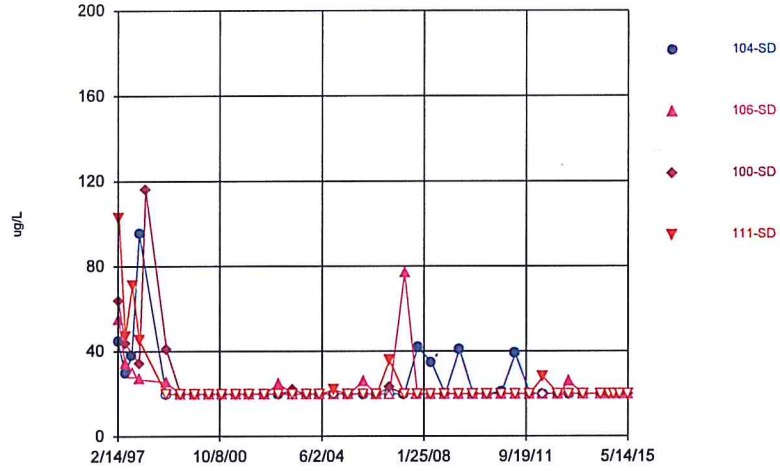

Constituent: Zinc Total Analysis Run 9/1/2016 7:53 AM
Bridgeton LF Client: RSI Data: Bridgeton LF

Sanitas™ v.9.5.26 Software licensed to Jett Environmental Consulting. UG
Hollow symbols indicate censored values.

Time Series

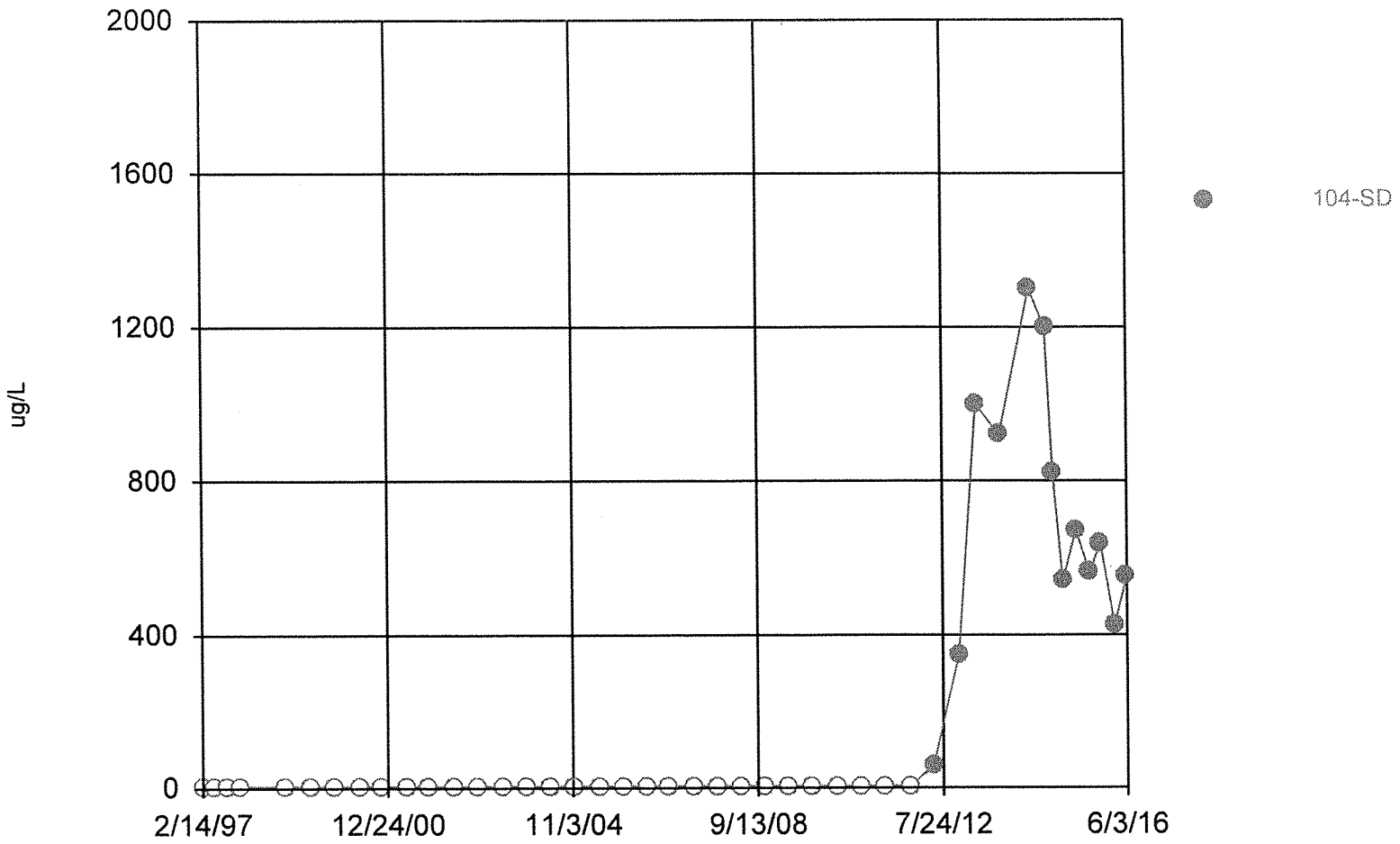

Constituent: Benzene Analysis Run 8/3/2016 10:30 PM

Bridgeton LF Client: RSI Data: Bridgeton LF

Sanitas™ v.9.5.26 Software licensed to Jett Environmental Consulting. UG
Hollow symbols indicate censored values.

Time Series

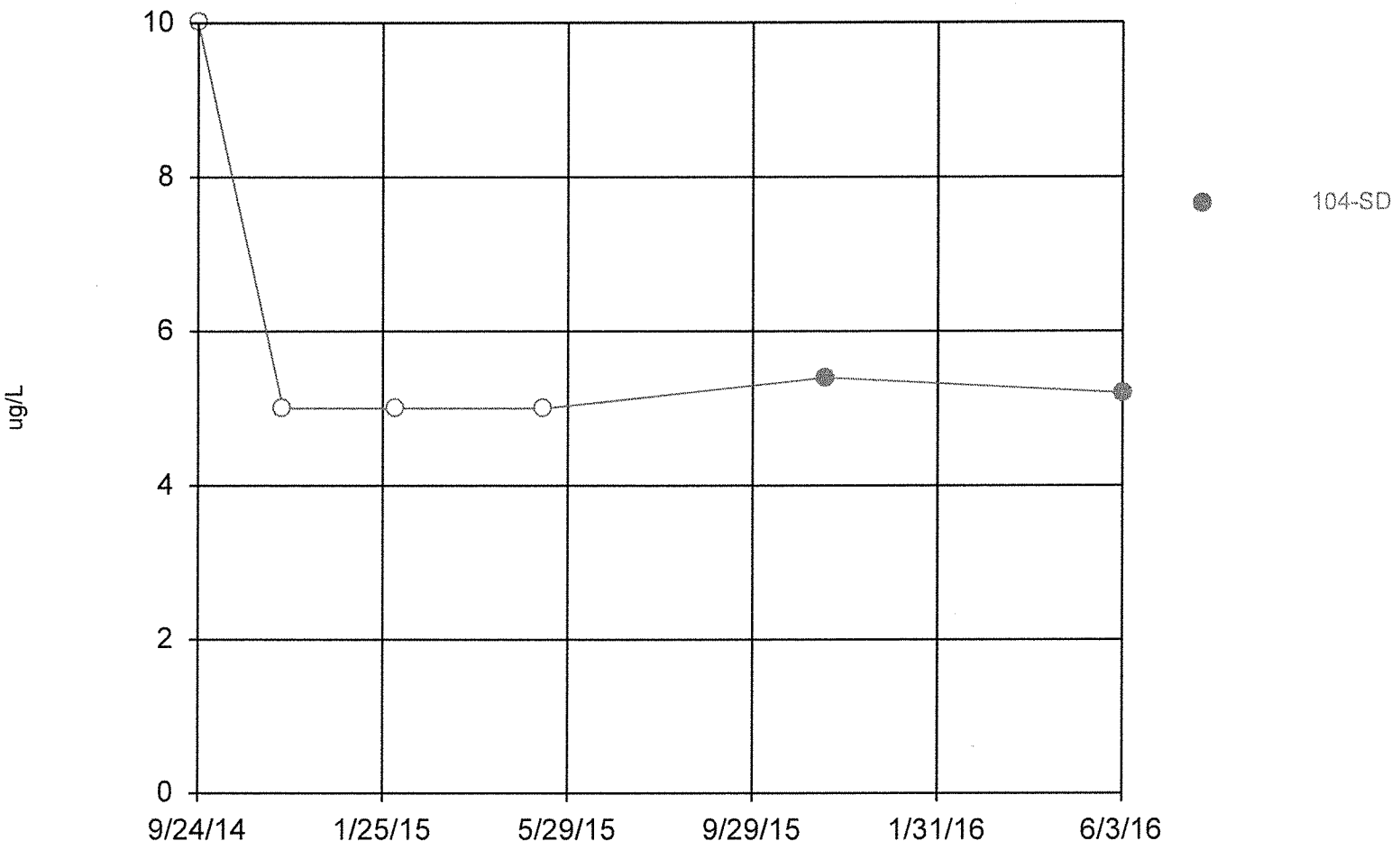

Constituent: Methyl-tert-butyl ether Analysis Run 8/3/2016 10:30 PM
Bridgeton LF Client: RSI Data: Bridgeton LF

Sanitas™ v.9.5.26 Software licensed to Jett Environmental Consulting. UG
Hollow symbols indicate censored values.

Time Series

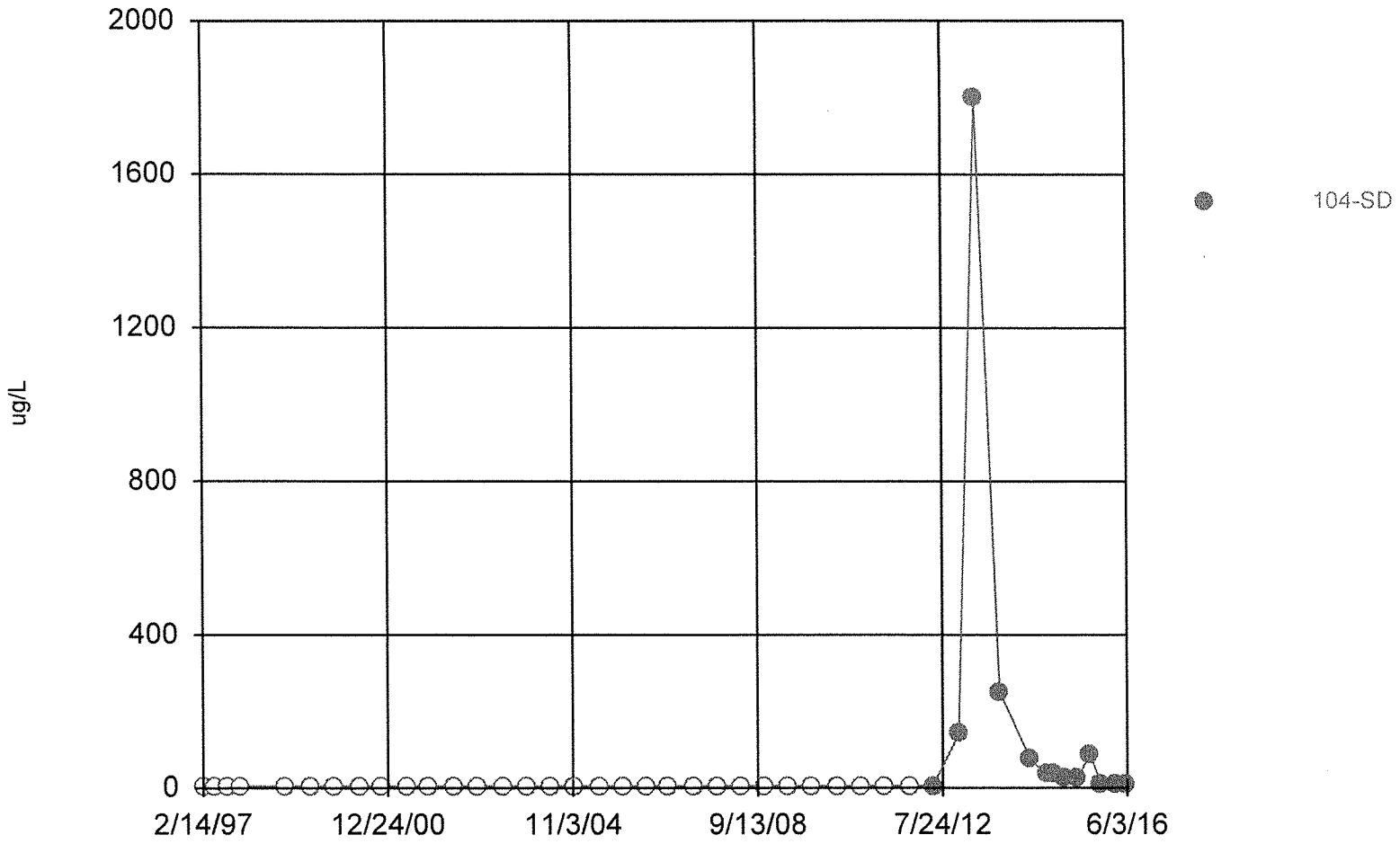

Constituent: Toluene Analysis Run 8/3/2016 10:30 PM

Bridgeton LF Client: RSI Data: Bridgeton LF

Sanitas™ v.9.5.26 Software licensed to Jett Environmental Consulting. UG
Hollow symbols indicate censored values.

Time Series

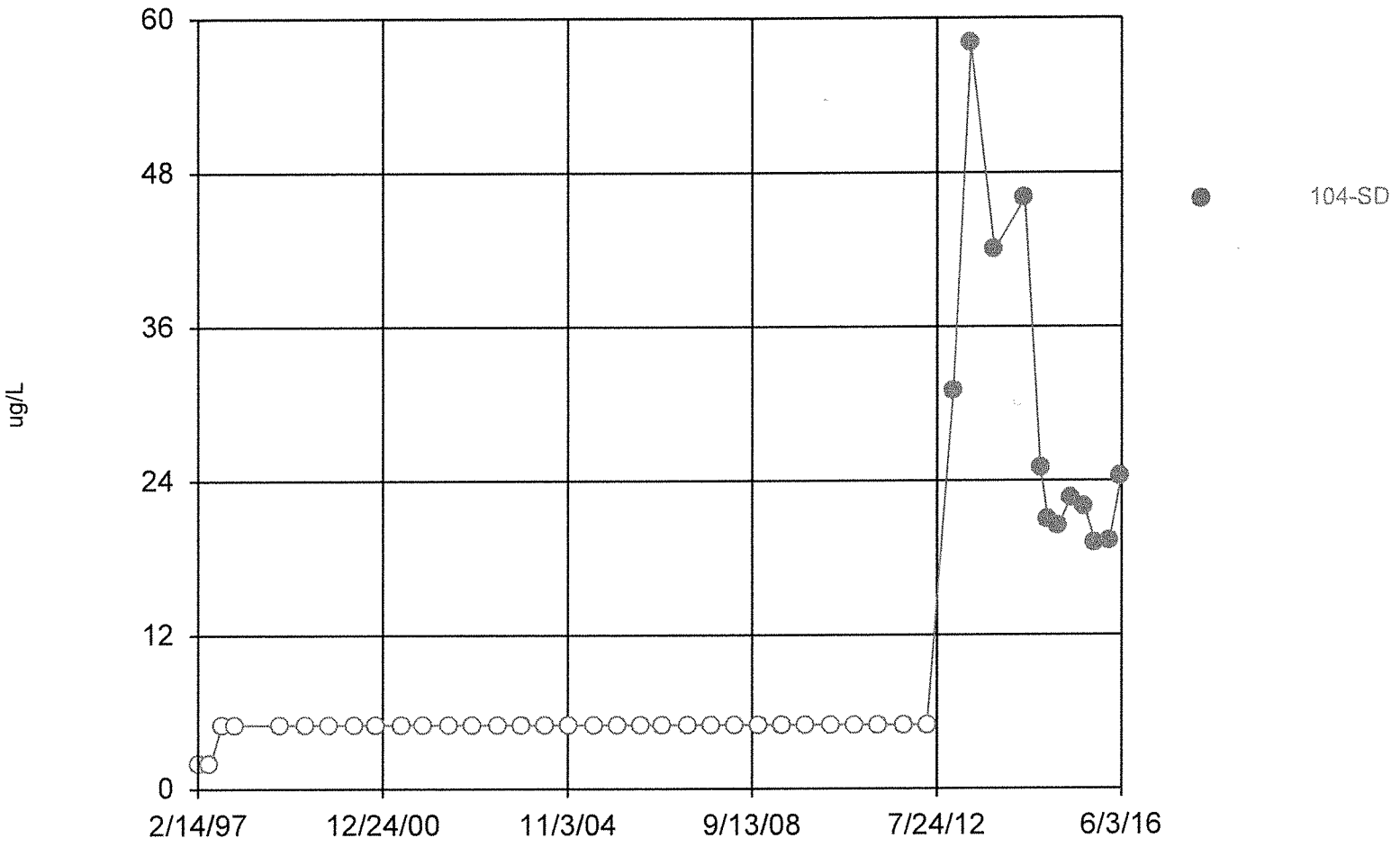

Constituent: Xylenes Total Analysis Run 8/3/2016 10:30 PM

Bridgeton LF Client: RSI Data: Bridgeton LF

APPENDIX F
LABORATORY ANALYTICAL REPORT

Pace Analytical®
www.pacelabs.com

Pace Analytical Services, Inc.
Not NELAP Accredited
4860 Blazer Parkway
Dublin, OH 43017
(614)486-5421

Pace Analytical Services, Inc.
7726 Moller Road
Indianapolis, IN 46268
(317)228-3100

August 03, 2016

Environmental Manager
Bridgeton Landfill LLC
13570 Saint Charles Rock Road
Bridgeton, MO 63044

RE: Project: Bridgeton Landfill 2Q 2016 GW
Pace Project No.: 50146462

Dear Environmental Manager:
Enclosed are the analytical results for sample(s) received by the laboratory between June 03, 2016 and June 11, 2016. The results relate only to the samples included in this report. Results reported herein conform to the most current TNI standards and the laboratory's Quality Assurance Manual, where applicable, unless otherwise noted in the body of the report.

Revised Report

If you have any questions concerning this report, please feel free to contact me.

Sincerely,

Chris Sarkan
chris.sarkan@pacelabs.com
Project Manager

Enclosures

cc: Mr. Steve Jett, Jett Environmental Consulting
Ms Dana Sincox, Republic Services, Inc
Mr. Jon Wilkinson, Feezor Engineering, Inc.

This report shall not be reproduced, except in full,
without the written consent of Pace Analytical Services, Inc.

Pace Analytical®
www.pacelabs.com

Pace Analytical Services, Inc.
Not NELAP Accredited
4860 Blazer Parkway
Dublin, OH 43017
(614)486-5421

Pace Analytical Services, Inc.
7726 Moller Road
Indianapolis, IN 46268
(317)228-3100

CERTIFICATIONS

Project: Bridgeton Landfill 2Q 2016 GW
Pace Project No.: 50146462

Indiana Certification IDs
7726 Moller Road, Indianapolis, IN 46268
Illinois Certification #: 200074
Indiana Certification #: C-49-06
Kansas/NELAP Certification #:E-10177
Kentucky UST Certification #: 0042
Kentucky WW Certification #:98019
Ohio VAP Certification #: CL-0065
Oklahoma Certification #: 2014-148
Texas Certification #: T104704355-15-9
West Virginia Certification #: 330
Wisconsin Certification #: 999788130
USDA Soil Permit #: P330-10-00128

REPORT OF LABORATORY ANALYSIS

This report shall not be reproduced, except in full,
without the written consent of Pace Analytical Services, Inc..

Pace Analytical®
www.pacelabs.com

Pace Analytical Services, Inc.
Not NELAP Accredited
4860 Blazer Parkway
Dublin, OH 43017
(614)486-5421

Pace Analytical Services, Inc.
7726 Moller Road
Indianapolis, IN 46268
(317)228-3100

SAMPLE SUMMARY

Project: Bridgeton Landfill 2Q 2016 GW
Pace Project No.: 50146462

Lab ID	Sample ID	Matrix	Date Collected	Date Received
50146462001	PZ-209-SD	Water	06/01/16 09:32	06/03/16 09:15
50146462002	PZ-211-SD	Water	06/01/16 11:30	06/03/16 09:15
50146462003	PZ-210-SD	Water	06/01/16 14:11	06/03/16 09:15
50146462004	PZ-116-SS	Water	06/01/16 16:02	06/03/16 09:15
50146462005	PZ-115-SS	Water	06/01/16 17:36	06/03/16 09:15
50146462006	PZ-114-AS	Water	06/01/16 18:16	06/03/16 09:15
50146462007	PZ-212-SD	Water	06/02/16 09:19	06/03/16 09:15
50146462008	PZ-212-SS	Water	06/02/16 10:54	06/03/16 09:15
50146462009	PZ-106-SD	Water	06/02/16 14:20	06/03/16 09:15
50146462010	PZ-106-SS	Water	06/02/16 15:46	06/03/16 09:15
50146462011	TRIP BLANK	Water	06/02/16 08:00	06/03/16 09:15
50146462017	PZ-104-SD	Water	06/03/16 09:28	06/06/16 10:45
50146462018	PZ-104-SD Dup	Water	06/03/16 09:28	06/06/16 10:45
50146462019	FB @ PZ-104-SS	Water	06/03/16 10:15	06/06/16 10:45
50146462020	PZ-104-SS	Water	06/03/16 11:35	06/06/16 10:45
50146462021	PZ-105-SS	Water	06/03/16 14:26	06/06/16 10:45
50146462022	PZ-111-SD	Water	06/03/16 15:26	06/06/16 10:45
50146462023	Trip Blank	Water	06/03/16 08:00	06/06/16 10:45
50146462024	PZ-202-SS	Water	06/06/16 09:07	06/09/16 09:00
50146462025	PZ-109-SS	Water	06/06/16 11:33	06/09/16 09:00
50146462026	PZ-110-SS	Water	06/06/16 14:13	06/09/16 09:00
50146462027	PZ-201A-SS	Water	06/06/16 15:46	06/09/16 09:00
50146462028	LCS-5A	Water	06/06/16 16:30	06/09/16 09:00
50146462029	LCS-6B	Water	06/07/16 08:45	06/09/16 09:00
50146462030	PZ-107-SS	Water	06/07/16 11:01	06/09/16 09:00
50146462031	PZ-101-SS	Water	06/07/16 14:45	06/09/16 09:00
50146462032	PZ-102R-SS	Water	06/07/16 16:49	06/09/16 09:00
50146462033	PZ-206-SS	Water	06/08/16 09:30	06/09/16 09:00
50146462034	LR-100	Water	06/08/16 11:30	06/09/16 09:00
50146462035	MW-1204	Water	06/08/16 14:48	06/09/16 09:00
50146462036	MW-1204 DUP	Water	06/08/16 14:48	06/09/16 09:00
50146462037	PZ-205-AS	Water	06/08/16 16:47	06/09/16 09:00
50146462038	TRIP BLANK	Water	06/08/16 08:00	06/09/16 09:00
50146462039	PZ-103-SS	Water	06/09/16 09:52	06/11/16 08:40
50146462040	PZ-200-SS	Water	06/09/16 11:36	06/11/16 08:40
50146462041	PZ-203-SS	Water	06/09/16 14:24	06/11/16 08:40
50146462042	PZ-204A-SS	Water	06/09/16 15:21	06/11/16 08:40

REPORT OF LABORATORY ANALYSIS

This report shall not be reproduced, except in full,
without the written consent of Pace Analytical Services, Inc..

Pace Analytical
www.pacelabs.com

Pace Analytical Services, Inc.
Not NELAP Accredited
4860 Blazer Parkway
Dublin, OH 43017
(614)486-5421

Pace Analytical Services, Inc.
7726 Moller Road
Indianapolis, IN 46268
(317)228-3100

SAMPLE SUMMARY

Project: Bridgeton Landfill 2Q 2016 GW
Pace Project No.: 50146462

Lab ID	Sample ID	Matrix	Date Collected	Date Received
50146462043	PZ-100-SD	Water	06/10/16 09:23	06/11/16 08:40
50146462044	PZ-100-SS	Water	06/10/16 09:53	06/11/16 08:40
50146462045	PZ-205-SS	Water	06/10/16 10:43	06/11/16 08:40
50146462046	PZ-209-SS	Water	06/10/16 11:23	06/11/16 08:40
50146462047	PZ-211-SS	Water	06/10/16 11:59	06/11/16 08:40
50146462048	PZ-104-KS	Water	06/10/16 12:31	06/11/16 08:40
50146462049	PZ-210-SS	Water	06/10/16 13:04	06/11/16 08:40
50146462050	TRIP BLANK	Water	06/10/16 08:00	06/11/16 08:40

This report shall not be reproduced, except in full,
without the written consent of Pace Analytical Services, Inc..

Pace Analytical®
www.pacelabs.com

Pace Analytical Services, Inc.
Not NELAP Accredited
4860 Blazer Parkway
Dublin, OH 43017
(614)486-5421

Pace Analytical Services, Inc.
7726 Moller Road
Indianapolis, IN 46268
(317)228-3100

SAMPLE ANALYTE COUNT

Project: Bridgeton Landfill 2Q 2016 GW
Pace Project No.: 50146462

Lab ID	Sample ID	Method	Analysts	Analytes Reported
50146462001	PZ-209-SD	EPA 8082	CPH	2
		EPA 9056	RID	3
		EPA 6010	JPK	11
		EPA 6020	DMT	11
		EPA 7470	JGJ	1
		EPA 8270	TBP	8
		EPA 8260	CAP	57
		SM 2540C	MLS	1
		EPA 410.4	ZM	1
		SM 4500-S2-D	TPD	1
		EPA 353.2	CSA	1
		EPA 365.1	JRB	1
		SM 4500-NH3 G	GWA	1
		SM 5310C	EJS	1
50146462002	PZ-211-SD	EPA 8082	CPH	2
		EPA 9056	RID	3
		EPA 6010	JPK	11
		EPA 6020	DMT	11
		EPA 7470	JGJ	1
		EPA 8270	TBP	8
		EPA 8260	CAP	57
		SM 2540C	MLS	1
		EPA 410.4	ZM	1
		SM 4500-S2-D	TPD	1
		EPA 353.2	CSA	1
		EPA 365.1	JRB	1
		SM 4500-NH3 G	GWA	1
		SM 5310C	EJS	1
50146462003	PZ-210-SD	EPA 8082	CPH	2
		EPA 9056	RID	3
		EPA 6010	JPK	11
		EPA 6020	DMT	11
		EPA 7470	JGJ	1
		EPA 8270	TBP	8
		EPA 8260	CAP	57
		SM 2540C	MLS	1
		EPA 410.4	ZM	1

This report shall not be reproduced, except in full,
without the written consent of Pace Analytical Services, Inc..

Pace Analytical
www.pacelabs.com

Pace Analytical Services, Inc.
Not NELAP Accredited
4860 Blazer Parkway
Dublin, OH 43017
(614)486-5421

Pace Analytical Services, Inc.
7726 Moller Road
Indianapolis, IN 46268
(317)228-3100

SAMPLE ANALYTE COUNT

Project: Bridgeton Landfill 2Q 2016 GW
Pace Project No.: 50146462

Lab ID	Sample ID	Method	Analysts	Analytes Reported
		SM 4500-S2-D	TPD	1
		EPA 353.2	CSA	1
		EPA 365.1	JRB	1
		SM 4500-NH3 G	GWA	1
		SM 5310C	EJS	1
50146462004	PZ-116-SS	EPA 9056	RID	3
		EPA 6010	JPK	11
		EPA 6020	DMT	11
		EPA 7470	JGJ	1
		EPA 8260	CAP	50
		SM 2540C	MLS	1
		EPA 410.4	ZM	1
		EPA 353.2	CSA	1
		EPA 365.1	JRB	1
		SM 4500-NH3 G	GWA	1
		SM 5310C	EJS	1
50146462005	PZ-115-SS	EPA 9056	RID	3
		EPA 6010	JPK	11
		EPA 6020	DMT	11
		EPA 7470	JGJ	1
		EPA 8260	CAP	50
		SM 2540C	MLS	1
		EPA 410.4	ZM	1
		EPA 353.2	CSA	1
		EPA 365.1	JRB	1
		SM 4500-NH3 G	GWA	1
		SM 5310C	EJS	1
50146462006	PZ-114-AS	EPA 9056	RID	3
		EPA 6010	JPK	11
		EPA 6020	DMT	11
		EPA 7470	JGJ	1
		EPA 8260	CAP	50
		SM 2540C	MLS	1
		EPA 410.4	ZM	1
		EPA 353.2	CSA	1
		EPA 365.1	JRB	1
		SM 4500-NH3 G	GWA	1

This report shall not be reproduced, except in full,
without the written consent of Pace Analytical Services, Inc..

Pace Analytical®
www.pacelabs.com

Pace Analytical Services, Inc.
Not NELAP Accredited
4860 Blazer Parkway
Dublin, OH 43017
(614)486-5421

Pace Analytical Services, Inc.
7726 Moller Road
Indianapolis, IN 46268
(317)228-3100

SAMPLE ANALYTE COUNT

Project: Bridgeton Landfill 2Q 2016 GW
Pace Project No.: 50146462

Lab ID	Sample ID	Method	Analysts	Analytes Reported
		SM 5310C	EJS	1
50146462007	PZ-212-SD	EPA 9056	RID	3
		EPA 6010	JPK	11
		EPA 6020	DMT	11
		EPA 7470	JGJ	1
		EPA 8260	CAP	50
		SM 2540C	MDG	1
		EPA 410.4	ZM	1
		EPA 353.2	CSA	1
		EPA 365.1	JRB	1
		SM 4500-NH3 G	GWA	1
		SM 5310C	EJS	1
50146462008	PZ-212-SS	EPA 9056	RID	3
		EPA 6010	JPK	11
		EPA 6020	DMT	11
		EPA 7470	JGJ	1
		EPA 8260	CAP	50
		SM 2540C	MDG	1
		EPA 410.4	ZM	1
		EPA 353.2	CSA	1
		EPA 365.1	JRB	1
		SM 4500-NH3 G	GWA	1
		SM 5310C	EJS	1
50146462009	PZ-106-SD	EPA 9056	RID	3
		EPA 6010	JPK	11
		EPA 6020	DMT	11
		EPA 7470	JGJ	1
		EPA 8260	CAP	50
		SM 2540C	MDG	1
		EPA 410.4	ESC	1
		EPA 353.2	CSA	1
		EPA 365.1	ZM	1
		SM 4500-NH3 G	GWA	1
		SM 5310C	EJS	1
50146462010	PZ-106-SS	EPA 9056	RID	3
		EPA 6010	JPK	11
		EPA 6020	DMT	11

This report shall not be reproduced, except in full,
without the written consent of Pace Analytical Services, Inc..

Pace Analytical
www.pacelabs.com

Pace Analytical Services, Inc.
Not NELAP Accredited
4860 Blazer Parkway
Dublin, OH 43017
(614)486-5421

Pace Analytical Services, Inc.
7726 Moller Road
Indianapolis, IN 46268
(317)228-3100

SAMPLE ANALYTE COUNT

Project: Bridgeton Landfill 2Q 2016 GW
Pace Project No.: 50146462

Lab ID	Sample ID	Method	Analysts	Analytes Reported
		EPA 7470	JGJ	1
		EPA 8260	CAP	50
		SM 2540C	MDG	1
		EPA 410.4	ZM	1
		EPA 353.2	CSA	1
		EPA 365.1	JRB	1
		SM 4500-NH3 G	GWA	1
		SM 5310C	EJS	1
50146462011	TRIP BLANK	EPA 8260	CAP	50
50146462017	PZ-104-SD	EPA 8082	CPH	2
		EPA 9056	RID	3
		EPA 6010	JPK	11
		EPA 6020	DMT	11
		EPA 7470	ILP	1
		EPA 8270	TBP	8
		EPA 8260	CAP	57
		SM 2540C	MLS	1
		EPA 410.4	ESC	1
		SM 4500-S2-D	TPD	1
		EPA 353.2	CSA	1
		EPA 365.1	ZM	1
		SM 4500-NH3 G	GWA	1
		SM 5310C	EJS	1
50146462018	PZ-104-SD Dup	EPA 8082	CPH	2
		EPA 9056	RID	3
		EPA 6010	JPK	11
		EPA 6020	DMT	11
		EPA 7470	ILP	1
		EPA 8270	TBP	8
		EPA 8260	CAP	57
		SM 2540C	MLS	1
		EPA 410.4	ESC	1
		SM 4500-S2-D	TPD	1
		EPA 353.2	CSA	1
		EPA 365.1	ZM	1
		SM 4500-NH3 G	GWA	1
		SM 5310C	EJS	1

This report shall not be reproduced, except in full,
without the written consent of Pace Analytical Services, Inc..

Pace Analytical®
www.pacelabs.com

Pace Analytical Services, Inc.
Not NELAP Accredited
4860 Blazer Parkway
Dublin, OH 43017
(614)486-5421

Pace Analytical Services, Inc.
7726 Moller Road
Indianapolis, IN 46268
(317)228-3100

SAMPLE ANALYTE COUNT

Project: Bridgeton Landfill 2Q 2016 GW
Pace Project No.: 50146462

Lab ID	Sample ID	Method	Analysts	Analytes Reported
50146462019	FB @ PZ-104-SS	EPA 8082	CPH	2
		EPA 9056	RID	3
		EPA 6010	JPK	11
		EPA 6020	DMT	11
		EPA 7470	ILP	1
		EPA 8270	TBP	8
		EPA 8260	CAP	57
		SM 2540C	MLS	1
		EPA 410.4	ZM	1
		SM 4500-S2-D	TPD	1
		EPA 353.2	CSA	1
		EPA 365.1	JRB	1
		SM 4500-NH3 G	GWA	1
		SM 5310C	EJS	1
50146462020	PZ-104-SS	EPA 8082	CPH	2
		EPA 9056	RID	3
		EPA 6010	JPK	11
		EPA 6020	DMT	11
		EPA 7470	ILP	1
		EPA 8270	TBP	8
		EPA 8260	CAP	57
		SM 2540C	MLS	1
		EPA 410.4	ZM	1
		SM 4500-S2-D	TPD	1
		EPA 353.2	CSA	1
		EPA 365.1	JRB	1
		SM 4500-NH3 G	GWA	1
		SM 5310C	EJS	1
50146462021	PZ-105-SS	EPA 9056	RID	3
		EPA 6010	JPK	11
		EPA 6020	DMT	11
		EPA 7470	ILP	1
		EPA 8260	CAP	50
		SM 2540C	MLS	1
		EPA 410.4	ZM	1
		EPA 353.2	CSA	1
		EPA 365.1	JRB	1

This report shall not be reproduced, except in full,
without the written consent of Pace Analytical Services, Inc..

Pace Analytical
www.pacelabs.com

Pace Analytical Services, Inc.
Not NELAP Accredited
4860 Blazer Parkway
Dublin, OH 43017
(614)486-5421

Pace Analytical Services, Inc.
7726 Moller Road
Indianapolis, IN 46268
(317)228-3100

SAMPLE ANALYTE COUNT

Project: Bridgeton Landfill 2Q 2016 GW
Pace Project No.: 50146462

Lab ID	Sample ID	Method	Analysts	Analytes Reported
		SM 4500-NH3 G	GWA	1
		SM 5310C	EJS	1
50146462022	PZ-111-SD	EPA 9056	RID	3
		EPA 6010	JPK	11
		EPA 6020	DMT	11
		EPA 7470	ILP	1
		EPA 8260	CAP	50
		SM 2540C	MLS	1
		EPA 410.4	ZM	1
		EPA 353.2	CSA	1
		EPA 365.1	JRB	1
		SM 4500-NH3 G	GWA	1
		SM 5310C	EJS	1
50146462023	Trip Blank	EPA 8260	CAP	50
50146462024	PZ-202-SS	EPA 9056	RID	3
		EPA 6010	JPK	11
		EPA 6020	DMT	11
		EPA 7470	ILP	1
		EPA 8260	CAP	50
		SM 2540C	MDG	1
		EPA 410.4	ZM	1
		EPA 353.2	CSA	1
		EPA 365.1	JRB	1
		SM 4500-NH3 G	GWA	1
		SM 5310C	EJS	1
50146462025	PZ-109-SS	EPA 9056	RID	3
		EPA 6010	JPK	11
		EPA 6020	DMT	11
		EPA 7470	ILP	1
		EPA 8260	CAP	50
		SM 2540C	MDG	1
		EPA 410.4	ZM	1
		EPA 353.2	CSA	1
		EPA 365.1	JRB	1
		SM 4500-NH3 G	GWA	1
		SM 5310C	EJS	1
50146462026	PZ-110-SS	EPA 9056	RID	3

This report shall not be reproduced, except in full,
without the written consent of Pace Analytical Services, Inc..

Pace Analytical Services, Inc.
Not NELAP Accredited
4860 Blazer Parkway
Dublin, OH 43017
(614)486-5421

Pace Analytical Services, Inc.
7726 Moller Road
Indianapolis, IN 46268
(317)228-3100

SAMPLE ANALYTE COUNT

Project: Bridgeton Landfill 2Q 2016 GW
Pace Project No.: 50146462

Lab ID	Sample ID	Method	Analysts	Analytes Reported
		EPA 6010	JPK	11
		EPA 6020	DMT	11
		EPA 7470	ILP	1
		EPA 8260	CAP	50
		SM 2540C	MDG	1
		EPA 410.4	ZM	1
		EPA 353.2	CSA	1
		EPA 365.1	JRB	1
		SM 4500-NH3 G	GWA	1
		SM 5310C	EJS	1
50146462027	PZ-201A-SS	EPA 9056	RID	3
		EPA 6010	JPK	11
		EPA 6020	DMT	11
		EPA 7470	ILP	1
		EPA 8260	CAP	50
		SM 2540C	MDG	1
		EPA 410.4	ZM	1
		EPA 353.2	CSA	1
		EPA 365.1	JRB	1
		SM 4500-NH3 G	GWA	1
		SM 5310C	EJS	1
50146462028	LCS-5A	EPA 9056	RID	3
		EPA 6010	JPK	11
		EPA 6020	DMT	11
		EPA 7470	ILP	1
		EPA 8260	CAP	50
		SM 2540C	MDG	1
		EPA 410.4	ZM	1
		EPA 353.2	CSA	1
		EPA 365.1	JRB	1
		SM 4500-NH3 G	GWA	1
		SM 5310C	EJS	1
50146462029	LCS-6B	EPA 8260	CAP	50
50146462030	PZ-107-SS	EPA 9056	RID	3
		EPA 6010	JPK	11
		EPA 6020	DMT	11
		EPA 7470	ILP	1

This report shall not be reproduced, except in full,
without the written consent of Pace Analytical Services, Inc..

Pace Analytical
www.pacelabs.com

Pace Analytical Services, Inc.
Not NELAP Accredited
4860 Blazer Parkway
Dublin, OH 43017
(614)486-5421

Pace Analytical Services, Inc.
7726 Moller Road
Indianapolis, IN 46268
(317)228-3100

SAMPLE ANALYTE COUNT

Project: Bridgeton Landfill 2Q 2016 GW
Pace Project No.: 50146462

Lab ID	Sample ID	Method	Analysts	Analytes Reported
		EPA 8260	CAP	50
		SM 2540C	MDG	1
		EPA 410.4	ZM	1
		EPA 353.2	CSA	1
		EPA 365.1	JRB	1
		SM 4500-NH3 G	GWA	1
		SM 5310C	EJS	1
50146462031	PZ-101-SS	EPA 9056	RID	3
		EPA 6010	JPK	11
		EPA 6020	DMT	11
		EPA 7470	ILP	1
		EPA 8260	CAP	50
		SM 2540C	MDG	1
		EPA 410.4	ZM	1
		EPA 353.2	CSA	1
		EPA 365.1	JRB	1
		SM 4500-NH3 G	GWA	1
		SM 5310C	EJS	1
50146462032	PZ-102R-SS	EPA 9056	RID	3
		EPA 6010	JPK	11
		EPA 6020	DMT	11
		EPA 7470	ILP	1
		EPA 8260	CAP	50
		SM 2540C	MDG	1
		EPA 410.4	ZM	1
		EPA 353.2	CSA	1
		EPA 365.1	JRB	1
		SM 4500-NH3 G	GWA	1
		SM 5310C	EJS	1
50146462033	PZ-206-SS	EPA 9056	RID	3
		EPA 6010	JPK	11
		EPA 6020	DMT	11
		EPA 7470	ILP	1
		EPA 8260	CAP	50
		SM 2540C	MDG	1
		EPA 410.4	ZM	1
		EPA 353.2	CSA	1

This report shall not be reproduced, except in full,
without the written consent of Pace Analytical Services, Inc..

Pace Analytical®
www.pacelabs.com

Pace Analytical Services, Inc.
Not NELAP Accredited
4860 Blazer Parkway
Dublin, OH 43017
(614)486-5421

Pace Analytical Services, Inc.
7726 Moller Road
Indianapolis, IN 46268
(317)228-3100

SAMPLE ANALYTE COUNT

Project: Bridgeton Landfill 2Q 2016 GW
Pace Project No.: 50146462

Lab ID	Sample ID	Method	Analysts	Analytes Reported
		EPA 365.1	JRB	1
		SM 4500-NH3 G	GWA	1
		SM 5310C	EJS	1
50146462034	LR-100	EPA 9056	RID	3
		EPA 6010	JPK	11
		EPA 6020	DMT	11
		EPA 7470	ILP	1
		EPA 8260	CAP	50
		SM 2540C	MDG	1
		EPA 410.4	ZM	1
		EPA 353.2	CSA	1
		EPA 365.1	JRB	1
		SM 4500-NH3 G	GWA	1
		SM 5310C	EJS	1
50146462035	MW-1204	EPA 9056	RID	3
		EPA 6010	JPK	11
		EPA 6020	DMT	11
		EPA 7470	ILP	1
		EPA 8260	CAP	50
		SM 2540C	MDG	1
		EPA 410.4	ZM	1
		EPA 353.2	CSA	1
		EPA 365.1	JRB	1
		SM 4500-NH3 G	GWA	1
		SM 5310C	EJS	1
50146462036	MW-1204 DUP	EPA 9056	RID	3
		EPA 6010	JPK	11
		EPA 6020	DMT	11
		EPA 7470	ILP	1
		EPA 8260	CAP	50
		SM 2540C	MDG	1
		EPA 410.4	ZM	1
		EPA 353.2	CSA	1
		EPA 365.1	JRB	1
		SM 4500-NH3 G	GWA	1
		SM 5310C	EJS	1
50146462037	PZ-205-AS	EPA 9056	RID	3

This report shall not be reproduced, except in full,
without the written consent of Pace Analytical Services, Inc..

Pace Analytical
www.pacelabs.com

Pace Analytical Services, Inc.
Not NELAP Accredited
4860 Blazer Parkway
Dublin, OH 43017
(614)486-5421

Pace Analytical Services, Inc.
7726 Moller Road
Indianapolis, IN 46268
(317)228-3100

SAMPLE ANALYTE COUNT

Project: Bridgeton Landfill 2Q 2016 GW
Pace Project No.: 50146462

Lab ID	Sample ID	Method	Analysts	Analytes Reported
		EPA 6010	JPK	11
		EPA 6020	DMT	11
		EPA 7470	ILP	1
		EPA 8260	CAP	50
		SM 2540C	MDG	1
		EPA 410.4	ZM	1
		EPA 353.2	CSA	1
		EPA 365.1	JRB	1
		SM 4500-NH3 G	GWA	1
		SM 5310C	EJS	1
50146462038	TRIP BLANK	EPA 8260	CAP	50
50146462039	PZ-103-SS	EPA 9056	RID	3
		EPA 6010	FRW	11
		EPA 6020	CAW	11
		EPA 7470	ILP	1
		EPA 8260	CAP	50
		SM 2540C	MDG	1
		EPA 410.4	ZM	1
		EPA 353.2	CSA	1
		EPA 365.1	JRB	1
		SM 4500-NH3 G	GWA	1
		SM 5310C	EJS	1
50146462040	PZ-200-SS	EPA 9056	RID	3
		EPA 6010	FRW	11
		EPA 6020	CAW	11
		EPA 7470	ILP	1
		EPA 8260	CAP	50
		SM 2540C	MDG	1
		EPA 410.4	ZM	1
		EPA 353.2	CSA	1
		EPA 365.1	JRB	1
		SM 4500-NH3 G	GWA	1
		SM 5310C	EJS	1
50146462041	PZ-203-SS	EPA 9056	RID	3
		EPA 6010	FRW, MJC	11
		EPA 6020	CAW	11
		EPA 7470	ILP	1

This report shall not be reproduced, except in full,
without the written consent of Pace Analytical Services, Inc..

Pace Analytical Services, Inc.
Not NELAP Accredited
4860 Blazer Parkway
Dublin, OH 43017
(614)486-5421

Pace Analytical Services, Inc.
7726 Moller Road
Indianapolis, IN 46268
(317)228-3100

SAMPLE ANALYTE COUNT

Project: Bridgeton Landfill 2Q 2016 GW
Pace Project No.: 50146462

Lab ID	Sample ID	Method	Analysts	Analytes Reported
		EPA 8260	CAP	50
		SM 2540C	MDG	1
		EPA 410.4	ZM	1
		EPA 353.2	CSA	1
		EPA 365.1	JRB	1
		SM 4500-NH3 G	GWA	1
		SM 5310C	EJS	1
50146462042	PZ-204A-SS	EPA 9056	RID	3
		EPA 6010	FRW	11
		EPA 6020	CAW	11
		EPA 7470	ILP	1
		EPA 8260	CAP	50
		SM 2540C	MDG	1
		EPA 410.4	ZM	1
		EPA 353.2	CSA	1
		EPA 365.1	JRB	1
		SM 4500-NH3 G	GWA	1
		SM 5310C	EJS	1
50146462043	PZ-100-SD	EPA 9056	RID	3
		EPA 6010	FRW, MJC	11
		EPA 6020	CAW	11
		EPA 7470	ILP	1
		EPA 8260	CAP	50
		SM 2540C	MDG	1
		EPA 410.4	ZM	1
		EPA 353.2	CSA	1
		EPA 365.1	JRB	1
		SM 4500-NH3 G	GWA	1
		SM 5310C	EJS	1
50146462044	PZ-100-SS	EPA 9056	RID	3
		EPA 6010	FRW	11
		EPA 6020	CAW	11
		EPA 7470	ILP	1
		EPA 8260	CAP	50
		SM 2540C	MDG	1
		EPA 410.4	ZM	1
		EPA 353.2	CSA	1

This report shall not be reproduced, except in full,
without the written consent of Pace Analytical Services, Inc..

Pace Analytical®
www.pacelabs.com

Pace Analytical Services, Inc.
Not NELAP Accredited
4860 Blazer Parkway
Dublin, OH 43017
(614)486-5421

Pace Analytical Services, Inc.
7726 Moller Road
Indianapolis, IN 46268
(317)228-3100

SAMPLE ANALYTE COUNT

Project: Bridgeton Landfill 2Q 2016 GW
Pace Project No.: 50146462

Lab ID	Sample ID	Method	Analysts	Analytes Reported
		EPA 365.1	JRB	1
		SM 4500-NH3 G	GWA	1
		SM 5310C	EJS	1
50146462045	PZ-205-SS	EPA 9056	RID	3
		EPA 6010	FRW	11
		EPA 6020	CAW	11
		EPA 7470	ILP	1
		EPA 8260	CAP	50
		SM 2540C	MDG	1
		EPA 410.4	ZM	1
		EPA 353.2	CSA	1
		EPA 365.1	JRB	1
		SM 4500-NH3 G	GWA	1
		SM 5310C	EJS	1
50146462046	PZ-209-SS	EPA 8082	NPW	2
		EPA 6010	FRW	4
		EPA 6020	CAW	8
		EPA 8270	TBP	8
		EPA 8260	CAP	19
		SM 4500-S2-D	TPD	1
50146462047	PZ-211-SS	EPA 8082	NPW	2
		EPA 6010	FRW	4
		EPA 6020	CAW	8
		EPA 8270	TBP	8
		EPA 8260	CAP	19
		SM 4500-S2-D	TPD	1
50146462048	PZ-104-KS	EPA 8082	NPW	2
		EPA 6010	FRW	4
		EPA 6020	CAW	8
		EPA 8270	TBP	8
		EPA 8260	DAE	19
		SM 4500-S2-D	TPD	1
50146462049	PZ-210-SS	EPA 8082	NPW	2
		EPA 6010	FRW	4
		EPA 6020	CAW	8
		EPA 8270	TBP	8
		EPA 8260	CAP	19

This report shall not be reproduced, except in full,
without the written consent of Pace Analytical Services, Inc..

Pace Analytical
www.pacelabs.com

Pace Analytical Services, Inc.
Not NELAP Accredited
4860 Blazer Parkway
Dublin, OH 43017
(614)486-5421

Pace Analytical Services, Inc.
7726 Moller Road
Indianapolis, IN 46268
(317)228-3100

SAMPLE ANALYTE COUNT

Project: Bridgeton Landfill 2Q 2016 GW
Pace Project No.: 50146462

Lab ID	Sample ID	Method	Analysts	Analytes Reported
		SM 4500-S2-D	TPD	1
50146462050	TRIP BLANK	EPA 8260	CAP	19

This report shall not be reproduced, except in full,
without the written consent of Pace Analytical Services, Inc..

Pace Analytical
www.pacelabs.com

Pace Analytical Services, Inc.
Not NELAP Accredited
4860 Blazer Parkway
Dublin, OH 43017
(614)486-5421

Pace Analytical Services, Inc.
7726 Moller Road
Indianapolis, IN 46268
(317)228-3100

SUMMARY OF DETECTION

Project: Bridgeton Landfill 2Q 2016 GW
Pace Project No.: 50146462

Lab Sample ID / Method	Client Sample ID / Parameters	Result	Units	Report Limit	Analyzed	Qualifiers
50146462001	**PZ-209-SD**					
	Field pH	7.15	Std. Units		06/01/16 00:00	
	Field Temperature	15.9	deg C		06/01/16 00:00	
	Field Specific Conductance	807	umhos/cm		06/01/16 00:00	
	Field Turbidity	0.90	NTU		06/01/16 00:00	
	Total Well Depth	101.44	feet		06/01/16 00:00	
	Elevation Water Level	466.89	ft/msl		06/01/16 00:00	
	Collar Elevation	489.58	ft/msl		06/01/16 00:00	
	Depth to Water	22.69	feet		06/01/16 00:00	
EPA 9056	Chloride	9.7	mg/L	0.25	06/04/16 08:35	N2
EPA 9056	Fluoride	1.7	mg/L	0.10	06/04/16 08:35	N2
EPA 9056	Sulfate	34.8	mg/L	2.5	06/04/16 09:14	N2
EPA 6010	Barium	49.3	ug/L	10.0	06/11/16 01:18	
EPA 6010	Boron	129	ug/L	100	06/11/16 01:18	
EPA 6010	Calcium	69200	ug/L	500	06/11/16 01:18	
EPA 6010	Iron	938	ug/L	50.0	06/11/16 01:18	
EPA 6010	Magnesium	42600	ug/L	500	06/11/16 01:18	
EPA 6010	Manganese	116	ug/L	5.0	06/11/16 01:18	
EPA 6010	Sodium	73000	ug/L	1000	06/11/16 01:18	
EPA 6010	Total Hardness by 2340B	348000	ug/L	1000	06/11/16 01:18	
SM 2540C	Total Dissolved Solids	416	mg/L	10.0	06/07/16 07:17	
SM 4500-S2-D	Sulfide	1.4	mg/L	1.0	06/03/16 13:51	
SM 5310C	Total Organic Carbon	2.4	mg/L	2.0	06/20/16 11:57	
50146462002	**PZ-211-SD**					
	Field pH	7.24	Std. Units		06/01/16 00:00	
	Field Temperature	16.0	deg C		06/01/16 00:00	
	Field Specific Conductance	933	umhos/cm		06/01/16 00:00	
	Field Turbidity	3.40	NTU		06/01/16 00:00	
	Total Well Depth	99.40	feet		06/01/16 00:00	
	Elevation Water Level	466.10	ft/msl		06/01/16 00:00	
	Collar Elevation	487.46	ft/msl		06/01/16 00:00	
	Depth to Water	21.36	feet		06/01/16 00:00	
EPA 9056	Chloride	23.6	mg/L	2.5	06/04/16 10:05	N2
EPA 9056	Fluoride	1.6	mg/L	0.10	06/04/16 09:52	N2
EPA 9056	Sulfate	67.3	mg/L	2.5	06/04/16 10:05	N2
EPA 6010	Barium	42.0	ug/L	10.0	06/11/16 01:20	
EPA 6010	Boron	157	ug/L	100	06/11/16 01:20	
EPA 6010	Calcium	55300	ug/L	500	06/11/16 01:20	
EPA 6010	Iron	620	ug/L	50.0	06/11/16 01:20	
EPA 6010	Magnesium	26900	ug/L	500	06/11/16 01:20	
EPA 6010	Manganese	47.4	ug/L	5.0	06/11/16 01:20	
EPA 6010	Sodium	129000	ug/L	1000	06/11/16 01:20	
EPA 6010	Total Hardness by 2340B	249000	ug/L	1000	06/11/16 01:20	
SM 2540C	Total Dissolved Solids	530	mg/L	10.0	06/07/16 07:17	
EPA 410.4	Chemical Oxygen Demand	13.5	mg/L	10.0	06/16/16 14:03	
SM 4500-S2-D	Sulfide	2.0	mg/L	1.0	06/03/16 13:52	
EPA 365.1	Phosphorus	0.057	mg/L	0.050	06/14/16 11:50	
SM 4500-NH3 G	Nitrogen, Ammonia	0.51	mg/L	0.10	06/15/16 14:48	

REPORT OF LABORATORY ANALYSIS

This report shall not be reproduced, except in full,
without the written consent of Pace Analytical Services, Inc..

Pace Analytical
www.pacelabs.com

Pace Analytical Services, Inc.
Not NELAP Accredited
4860 Blazer Parkway
Dublin, OH 43017
(614)486-5421

Pace Analytical Services, Inc.
7726 Moller Road
Indianapolis, IN 46268
(317)228-3100

SUMMARY OF DETECTION

Project: Bridgeton Landfill 2Q 2016 GW
Pace Project No.: 50146462

Lab Sample ID / Method	Client Sample ID / Parameters	Result	Units	Report Limit	Analyzed	Qualifiers
50146462002	**PZ-211-SD**					
SM 5310C	Total Organic Carbon	4.7	mg/L	1.0	06/13/16 21:43	
50146462003	**PZ-210-SD**					
	Field pH	7.06	Std. Units		06/01/16 00:00	
	Field Temperature	17.9	deg C		06/01/16 00:00	
	Field Specific Conductance	968	umhos/cm		06/01/16 00:00	
	Field Turbidity	0.90	NTU		06/01/16 00:00	
	Total Well Depth	101.55	feet		06/01/16 00:00	
	Elevation Water Level	461.23	ft/msl		06/01/16 00:00	
	Collar Elevation	487.00	ft/msl		06/01/16 00:00	
	Depth to Water	25.77	feet		06/01/16 00:00	
EPA 9056	Chloride	43.2	mg/L	2.5	06/07/16 14:31	N2
EPA 9056	Fluoride	1.5	mg/L	0.10	06/07/16 14:18	N2
EPA 9056	Sulfate	38.1	mg/L	2.5	06/07/16 14:31	N2
EPA 6010	Barium	73.1	ug/L	10.0	06/11/16 01:41	
EPA 6010	Boron	205	ug/L	100	06/11/16 01:41	
EPA 6010	Calcium	76000	ug/L	500	06/11/16 01:41	
EPA 6010	Iron	3360	ug/L	50.0	06/11/16 01:41	
EPA 6010	Magnesium	47600	ug/L	500	06/11/16 01:41	
EPA 6010	Manganese	91.6	ug/L	5.0	06/11/16 01:41	
EPA 6010	Sodium	73800	ug/L	1000	06/11/16 01:41	
EPA 6010	Total Hardness by 2340B	386000	ug/L	1000	06/11/16 01:41	
SM 2540C	Total Dissolved Solids	506	mg/L	10.0	06/07/16 07:22	
EPA 410.4	Chemical Oxygen Demand	33.5	mg/L	10.0	06/16/16 14:03	
EPA 365.1	Phosphorus	0.052	mg/L	0.050	06/14/16 11:51	
SM 4500-NH3 G	Nitrogen, Ammonia	2.5	mg/L	0.10	06/15/16 14:49	
SM 5310C	Total Organic Carbon	13.8	mg/L	1.0	06/13/16 22:15	
50146462004	**PZ-116-SS**					
	Field pH	7.40	Std. Units		06/01/16 00:00	
	Field Temperature	23.7	deg C		06/01/16 00:00	
	Field Specific Conductance	607	umhos/cm		06/01/16 00:00	
	Field Turbidity	5.83	NTU		06/01/16 00:00	
	Total Well Depth	142.74	feet		06/01/16 00:00	
	Elevation Water Level	471.47	ft/msl		06/01/16 00:00	
	Collar Elevation	478.21	ft/msl		06/01/16 00:00	
	Depth to Water	6.74	feet		06/01/16 00:00	
EPA 9056	Chloride	3.6	mg/L	0.25	06/07/16 14:44	N2
EPA 9056	Fluoride	2.4	mg/L	0.10	06/07/16 14:44	N2
EPA 9056	Sulfate	34.0	mg/L	2.5	06/07/16 15:00	N2
EPA 6010	Barium	82.7	ug/L	10.0	06/11/16 01:43	
EPA 6010	Boron	366	ug/L	100	06/11/16 01:43	
EPA 6010	Calcium	46400	ug/L	500	06/11/16 01:43	
EPA 6010	Iron	239	ug/L	50.0	06/11/16 01:43	
EPA 6010	Magnesium	33700	ug/L	500	06/11/16 01:43	
EPA 6010	Manganese	33.1	ug/L	5.0	06/11/16 01:43	
EPA 6010	Sodium	41300	ug/L	1000	06/11/16 01:43	
EPA 6010	Total Hardness by 2340B	255000	ug/L	1000	06/11/16 01:43	

REPORT OF LABORATORY ANALYSIS

This report shall not be reproduced, except in full,
without the written consent of Pace Analytical Services, Inc..

Pace Analytical
www.pacelabs.com

Pace Analytical Services, Inc.
Not NELAP Accredited
4860 Blazer Parkway
Dublin, OH 43017
(614)486-5421

Pace Analytical Services, Inc.
7726 Moller Road
Indianapolis, IN 46268
(317)228-3100

SUMMARY OF DETECTION

Project: Bridgeton Landfill 2Q 2016 GW
Pace Project No.: 50146462

Lab Sample ID / Method	Client Sample ID / Parameters	Result	Units	Report Limit	Analyzed	Qualifiers
50146462004	**PZ-116-SS**					
SM 2540C	Total Dissolved Solids	307	mg/L	10.0	06/07/16 07:22	
EPA 353.2	Nitrogen, NO2 plus NO3	0.13	mg/L	0.10	06/08/16 13:49	
EPA 365.1	Phosphorus	0.14	mg/L	0.050	06/14/16 11:52	
SM 5310C	Total Organic Carbon	2.2	mg/L	1.0	06/13/16 22:37	
50146462005	**PZ-115-SS**					
	Field pH	6.60	Std. Units		06/01/16 00:00	
	Field Temperature	16.6	deg C		06/01/16 00:00	
	Field Specific Conductance	2530	umhos/cm		06/01/16 00:00	
	Field Turbidity	0.14	NTU		06/01/16 00:00	
	Total Well Depth	81.05	feet		06/01/16 00:00	
	Elevation Water Level	439.09	ft/msl		06/01/16 00:00	
	Collar Elevation	452.27	ft/msl		06/01/16 00:00	
	Depth to Water	13.18	feet		06/01/16 00:00	
EPA 9056	Chloride	455	mg/L	25.0	06/07/16 15:26	N2
EPA 9056	Fluoride	0.22	mg/L	0.10	06/07/16 15:13	N2
EPA 9056	Sulfate	3.3	mg/L	0.25	06/07/16 15:13	N2
EPA 6010	Barium	493	ug/L	10.0	06/11/16 01:45	
EPA 6010	Boron	493	ug/L	100	06/11/16 01:45	
EPA 6010	Calcium	220000	ug/L	1000	06/11/16 02:37	
EPA 6010	Cobalt	30.4	ug/L	5.0	06/11/16 01:45	
EPA 6010	Iron	3150	ug/L	50.0	06/11/16 01:45	
EPA 6010	Magnesium	104000	ug/L	500	06/11/16 01:45	
EPA 6010	Manganese	75.8	ug/L	5.0	06/11/16 01:45	
EPA 6010	Nickel	73.4	ug/L	10.0	06/11/16 01:45	
EPA 6010	Sodium	173000	ug/L	1000	06/11/16 01:45	
EPA 6010	Total Hardness by 2340B	980000	ug/L	2000	06/11/16 02:37	
EPA 6020	Arsenic	5.6	ug/L	5.0	06/07/16 21:51	
SM 2540C	Total Dissolved Solids	1440	mg/L	10.0	06/07/16 07:22	
EPA 410.4	Chemical Oxygen Demand	54.6	mg/L	10.0	06/16/16 14:03	
EPA 365.1	Phosphorus	0.27	mg/L	0.10	06/14/16 11:53	
SM 4500-NH3 G	Nitrogen, Ammonia	1.0	mg/L	0.10	06/15/16 14:53	
SM 5310C	Total Organic Carbon	16.7	mg/L	10.0	06/14/16 11:39	
50146462006	**PZ-114-AS**					
	Field pH	6.63	Std. Units		06/01/16 00:00	
	Field Temperature	16.9	deg C		06/01/16 00:00	
	Field Specific Conductance	2320	umhos/cm		06/01/16 00:00	
	Field Turbidity	13.69	NTU		06/01/16 00:00	
	Total Well Depth	26.20	feet		06/01/16 00:00	
	Elevation Water Level	435.34	ft/msl		06/01/16 00:00	
	Collar Elevation	452.14	ft/msl		06/01/16 00:00	
	Depth to Water	16.80	feet		06/01/16 00:00	
EPA 9056	Chloride	478	mg/L	25.0	06/07/16 15:55	N2
EPA 6010	Barium	854	ug/L	10.0	06/11/16 01:48	
EPA 6010	Boron	368	ug/L	100	06/11/16 01:48	
EPA 6010	Calcium	186000	ug/L	500	06/11/16 01:48	
EPA 6010	Iron	67400	ug/L	50.0	06/11/16 01:48	

This report shall not be reproduced, except in full,
without the written consent of Pace Analytical Services, Inc..

Pace Analytical
www.pacelabs.com

Pace Analytical Services, Inc.
Not NELAP Accredited
4860 Blazer Parkway
Dublin, OH 43017
(614)486-5421

Pace Analytical Services, Inc.
7726 Moller Road
Indianapolis, IN 46268
(317)228-3100

SUMMARY OF DETECTION

Project: Bridgeton Landfill 2Q 2016 GW
Pace Project No.: 50146462

Lab Sample ID / Method	Client Sample ID / Parameters	Result	Units	Report Limit	Analyzed	Qualifiers
50146462006	**PZ-114-AS**					
EPA 6010	Magnesium	45800	ug/L	500	06/11/16 01:48	
EPA 6010	Manganese	2690	ug/L	5.0	06/11/16 01:48	
EPA 6010	Sodium	184000	ug/L	1000	06/11/16 01:48	
EPA 6010	Total Hardness by 2340B	652000	ug/L	1000	06/11/16 01:48	
EPA 6020	Arsenic	108	ug/L	5.0	06/07/16 21:56	
EPA 8260	Benzene	6.7	ug/L	5.0	06/15/16 08:48	
EPA 8260	Chlorobenzene	65.7	ug/L	5.0	06/15/16 08:48	
EPA 8260	1,4-Dichlorobenzene	8.7	ug/L	5.0	06/15/16 08:48	
SM 2540C	Total Dissolved Solids	1240	mg/L	20.0	06/07/16 07:22	
EPA 410.4	Chemical Oxygen Demand	40.4	mg/L	10.0	06/16/16 14:03	
EPA 365.1	Phosphorus	1.7	mg/L	0.10	06/14/16 11:53	
SM 4500-NH3 G	Nitrogen, Ammonia	4.9	mg/L	0.10	06/15/16 14:53	
SM 5310C	Total Organic Carbon	13.7	mg/L	10.0	06/14/16 12:02	
50146462007	**PZ-212-SD**					
	Field pH	7.25	Std. Units		06/02/16 00:00	
	Field Temperature	15.8	deg C		06/02/16 00:00	
	Field Specific Conductance	1133	umhos/cm		06/02/16 00:00	
	Field Turbidity	4.96	NTU		06/02/16 00:00	
	Total Well Depth	92.89	feet		06/02/16 00:00	
	Elevation Water Level	468.90	ft/msl		06/02/16 00:00	
	Collar Elevation	482.72	ft/msl		06/02/16 00:00	
	Depth to Water	13.82	feet		06/02/16 00:00	
EPA 9056	Chloride	116	mg/L	25.0	06/08/16 16:48	N2
EPA 9056	Fluoride	0.13	mg/L	0.10	06/07/16 16:08	N2
EPA 9056	Sulfate	87.0	mg/L	2.5	06/07/16 16:20	N2
EPA 6010	Barium	214	ug/L	10.0	06/11/16 01:50	
EPA 6010	Calcium	106000	ug/L	500	06/11/16 01:50	
EPA 6010	Iron	153	ug/L	50.0	06/11/16 01:50	
EPA 6010	Magnesium	51200	ug/L	500	06/11/16 01:50	
EPA 6010	Manganese	398	ug/L	5.0	06/11/16 01:50	
EPA 6010	Sodium	59100	ug/L	1000	06/11/16 01:50	
EPA 6010	Total Hardness by 2340B	477000	ug/L	1000	06/11/16 01:50	
SM 2540C	Total Dissolved Solids	664	mg/L	10.0	06/08/16 12:29	
EPA 410.4	Chemical Oxygen Demand	16.0	mg/L	10.0	06/16/16 14:03	
EPA 365.1	Phosphorus	0.13	mg/L	0.050	06/14/16 11:55	
SM 5310C	Total Organic Carbon	2.2	mg/L	1.0	06/14/16 01:51	
50146462008	**PZ-212-SS**					
	Field pH	7.13	Std. Units		06/02/16 00:00	
	Field Temperature	16.0	deg C		06/02/16 00:00	
	Field Specific Conductance	723	umhos/cm		06/02/16 00:00	
	Field Turbidity	76.93	NTU		06/02/16 00:00	
	Total Well Depth	93.92	feet		06/02/16 00:00	
	Elevation Water Level	473.82	ft/msl		06/02/16 00:00	
	Collar Elevation	482.79	ft/msl		06/02/16 00:00	
	Depth to Water	8.97	feet		06/02/16 00:00	
EPA 9056	Chloride	7.2	mg/L	0.25	06/07/16 17:02	N2

REPORT OF LABORATORY ANALYSIS

This report shall not be reproduced, except in full,
without the written consent of Pace Analytical Services, Inc..

Pace Analytical
www.pacelabs.com

Pace Analytical Services, Inc.
Not NELAP Accredited
4860 Blazer Parkway
Dublin, OH 43017
(614)486-5421

Pace Analytical Services, Inc.
7726 Moller Road
Indianapolis, IN 46268
(317)228-3100

SUMMARY OF DETECTION

Project: Bridgeton Landfill 2Q 2016 GW
Pace Project No.: 50146462

Lab Sample ID / Method	Client Sample ID / Parameters	Result	Units	Report Limit	Analyzed	Qualifiers
50146462008	**PZ-212-SS**					
EPA 9056	Fluoride	0.35	mg/L	0.10	06/07/16 17:02	N2
EPA 9056	Sulfate	91.1	mg/L	2.5	06/07/16 17:15	N2
EPA 6010	Barium	94.6	ug/L	10.0	06/11/16 01:52	
EPA 6010	Calcium	95100	ug/L	500	06/11/16 01:52	
EPA 6010	Iron	4220	ug/L	50.0	06/11/16 01:52	
EPA 6010	Magnesium	22800	ug/L	500	06/11/16 01:52	
EPA 6010	Manganese	353	ug/L	5.0	06/11/16 01:52	
EPA 6010	Sodium	36900	ug/L	1000	06/11/16 01:52	
EPA 6010	Total Hardness by 2340B	331000	ug/L	1000	06/11/16 01:52	
SM 2540C	Total Dissolved Solids	465	mg/L	10.0	06/08/16 12:30	
EPA 365.1	Phosphorus	0.12	mg/L	0.050	06/14/16 11:55	
SM 5310C	Total Organic Carbon	2.3	mg/L	2.0	06/14/16 19:51	
50146462009	**PZ-106-SD**					
	Field pH	6.63	Std. Units		06/02/16 00:00	
	Field Temperature	23.5	deg C		06/02/16 00:00	
	Field Specific Conductance	3350	umhos/cm		06/02/16 00:00	
	Field Turbidity	0.20	NTU		06/02/16 00:00	
	Total Well Depth	196.25	feet		06/02/16 00:00	
	Elevation Water Level	450.68	ft/msl		06/02/16 00:00	
	Collar Elevation	463.36	ft/msl		06/02/16 00:00	
	Depth to Water	12.68	feet		06/02/16 00:00	
EPA 9056	Chloride	427	mg/L	25.0	06/07/16 17:57	N2
EPA 9056	Fluoride	0.74	mg/L	0.10	06/07/16 17:28	N2
EPA 9056	Sulfate	32.1	mg/L	2.5	06/07/16 17:44	N2
EPA 6010	Barium	868	ug/L	10.0	06/11/16 01:55	
EPA 6010	Boron	2000	ug/L	100	06/11/16 01:55	
EPA 6010	Calcium	110000	ug/L	500	06/11/16 01:55	
EPA 6010	Iron	2830	ug/L	50.0	06/11/16 01:55	
EPA 6010	Magnesium	88400	ug/L	500	06/11/16 01:55	
EPA 6010	Manganese	56.4	ug/L	5.0	06/11/16 01:55	
EPA 6010	Nickel	28.3	ug/L	10.0	06/11/16 01:55	
EPA 6010	Sodium	344000	ug/L	5000	06/11/16 02:39	
EPA 6010	Total Hardness by 2340B	637000	ug/L	1000	06/11/16 01:55	
EPA 6020	Chromium	13.6	ug/L	5.0	06/07/16 22:19	
SM 2540C	Total Dissolved Solids	1730	mg/L	10.0	06/08/16 12:30	
EPA 410.4	Chemical Oxygen Demand	354	mg/L	10.0	06/17/16 09:08	
EPA 365.1	Phosphorus	0.12	mg/L	0.050	06/28/16 11:08	
SM 4500-NH3 G	Nitrogen, Ammonia	82.0	mg/L	2.0	06/15/16 15:18	
SM 5310C	Total Organic Carbon	106	mg/L	20.0	06/14/16 21:09	
50146462010	**PZ-106-SS**					
	Field pH	6.89	Std. Units		06/02/16 00:00	
	Field Temperature	22.9	deg C		06/02/16 00:00	
	Field Specific Conductance	913	umhos/cm		06/02/16 00:00	
	Field Turbidity	0.29	NTU		06/02/16 00:00	
	Total Well Depth	161.40	feet		06/02/16 00:00	
	Elevation Water Level	450.41	ft/msl		06/02/16 00:00	

This report shall not be reproduced, except in full,
without the written consent of Pace Analytical Services, Inc..

Pace Analytical®
www.pacelabs.com

Pace Analytical Services, Inc.
Not NELAP Accredited
4860 Blazer Parkway
Dublin, OH 43017
(614)486-5421

Pace Analytical Services, Inc.
7726 Moller Road
Indianapolis, IN 46268
(317)228-3100

SUMMARY OF DETECTION

Project: Bridgeton Landfill 2Q 2016 GW
Pace Project No.: 50146462

Lab Sample ID / Method	Client Sample ID / Parameters	Result	Units	Report Limit	Analyzed	Qualifiers
50146462010	**PZ-106-SS**					
	Collar Elevation	462.71	ft/msl		06/02/16 00:00	
	Depth to Water	12.30	feet		06/02/16 00:00	
EPA 9056	Chloride	34.7	mg/L	2.5	06/04/16 15:51	N2
EPA 9056	Fluoride	1.6	mg/L	0.10	06/04/16 15:38	N2
EPA 9056	Sulfate	49.6	mg/L	2.5	06/04/16 15:51	N2
EPA 6010	Barium	169	ug/L	10.0	06/11/16 01:57	
EPA 6010	Calcium	102000	ug/L	500	06/11/16 01:57	
EPA 6010	Iron	2440	ug/L	50.0	06/11/16 01:57	
EPA 6010	Magnesium	50600	ug/L	500	06/11/16 01:57	
EPA 6010	Manganese	14.8	ug/L	5.0	06/11/16 01:57	
EPA 6010	Sodium	20400	ug/L	1000	06/11/16 01:57	
EPA 6010	Total Hardness by 2340B	463000	ug/L	1000	06/11/16 01:57	
EPA 6020	Arsenic	6.8	ug/L	5.0	06/07/16 22:23	
SM 2540C	Total Dissolved Solids	524	mg/L	10.0	06/08/16 12:30	
EPA 410.4	Chemical Oxygen Demand	19.6	mg/L	10.0	06/16/16 14:03	
SM 4500-NH3 G	Nitrogen, Ammonia	0.22	mg/L	0.10	06/15/16 15:20	
SM 5310C	Total Organic Carbon	6.8	mg/L	1.0	06/14/16 04:20	
50146462017	**PZ-104-SD**					
	Field pH	6.80	Std. Units		06/03/16 00:00	
	Field Temperature	27.8	deg C		06/03/16 00:00	
	Field Specific Conductance	1943	umhos/cm		06/03/16 00:00	
	Field Turbidity	2.52	NTU		06/03/16 00:00	
	Total Well Depth	120.64	feet		06/03/16 00:00	
	Elevation Water Level	462.95	ft/msl		06/03/16 00:00	
	Collar Elevation	483.51	ft/msl		06/03/16 00:00	
	Depth to Water	20.56	feet		06/03/16 00:00	
EPA 9056	Chloride	333	mg/L	25.0	06/08/16 10:50	N2
EPA 9056	Fluoride	0.65	mg/L	0.10	06/08/16 10:24	N2
EPA 9056	Sulfate	0.60	mg/L	0.25	06/08/16 10:24	N2
EPA 6010	Barium	848	ug/L	10.0	06/11/16 02:16	
EPA 6010	Boron	1400	ug/L	100	06/11/16 02:16	
EPA 6010	Calcium	113000	ug/L	500	06/11/16 02:16	
EPA 6010	Iron	14900	ug/L	50.0	06/11/16 02:16	
EPA 6010	Magnesium	75900	ug/L	500	06/11/16 02:16	
EPA 6010	Manganese	147	ug/L	5.0	06/11/16 02:16	
EPA 6010	Nickel	83.8	ug/L	10.0	06/11/16 02:16	
EPA 6010	Sodium	219000	ug/L	2000	06/11/16 02:43	
EPA 6010	Total Hardness by 2340B	595000	ug/L	1000	06/11/16 02:16	
EPA 6020	Arsenic	19.3	ug/L	5.0	06/07/16 23:14	
EPA 6020	Chromium	21.2	ug/L	5.0	06/07/16 23:14	
EPA 6020	Vanadium	16.9	ug/L	10.0	06/07/16 23:14	N2
EPA 8260	Benzene	554	ug/L	50.0	06/16/16 21:16	
EPA 8260	Methyl-tert-butyl ether	5.2	ug/L	5.0	06/15/16 23:55	
EPA 8260	Toluene	8.5	ug/L	5.0	06/15/16 23:55	
EPA 8260	Xylene (Total)	24.4	ug/L	5.0	06/15/16 23:55	
SM 2540C	Total Dissolved Solids	1300	mg/L	20.0	06/09/16 07:00	
EPA 410.4	Chemical Oxygen Demand	358	mg/L	10.0	06/17/16 09:08	

REPORT OF LABORATORY ANALYSIS

This report shall not be reproduced, except in full,
without the written consent of Pace Analytical Services, Inc..

Pace Analytical
www.pacelabs.com

Pace Analytical Services, Inc.
Not NELAP Accredited
4860 Blazer Parkway
Dublin, OH 43017
(614)486-5421

Pace Analytical Services, Inc.
7726 Moller Road
Indianapolis, IN 46268
(317)228-3100

SUMMARY OF DETECTION

Project: Bridgeton Landfill 2Q 2016 GW
Pace Project No.: 50146462

Lab Sample ID / Method	Client Sample ID / Parameters	Result	Units	Report Limit	Analyzed	Qualifiers
50146462017	**PZ-104-SD**					
EPA 365.1	Phosphorus	0.16	mg/L	0.050	06/28/16 11:10	
SM 4500-NH3 G	Nitrogen, Ammonia	50.1	mg/L	2.0	06/15/16 15:22	
SM 5310C	Total Organic Carbon	114	mg/L	40.0	06/14/16 23:04	
50146462018	**PZ-104-SD Dup**					
EPA 9056	Chloride	315	mg/L	25.0	06/08/16 19:29	N2
EPA 9056	Fluoride	0.66	mg/L	0.10	06/08/16 11:02	N2
EPA 9056	Sulfate	0.63	mg/L	0.25	06/08/16 11:02	N2
EPA 6010	Barium	832	ug/L	10.0	06/11/16 02:18	
EPA 6010	Boron	1400	ug/L	100	06/11/16 02:18	
EPA 6010	Calcium	110000	ug/L	500	06/11/16 02:18	
EPA 6010	Iron	14600	ug/L	50.0	06/11/16 02:18	
EPA 6010	Magnesium	74300	ug/L	500	06/11/16 02:18	
EPA 6010	Manganese	142	ug/L	5.0	06/11/16 02:18	
EPA 6010	Nickel	83.8	ug/L	10.0	06/11/16 02:18	
EPA 6010	Sodium	218000	ug/L	2000	06/11/16 02:45	
EPA 6010	Total Hardness by 2340B	581000	ug/L	1000	06/11/16 02:18	
EPA 6020	Arsenic	18.9	ug/L	5.0	06/07/16 23:18	
EPA 6020	Chromium	21.2	ug/L	5.0	06/07/16 23:18	
EPA 6020	Vanadium	16.3	ug/L	10.0	06/07/16 23:18	N2
EPA 8260	Benzene	516	ug/L	50.0	06/17/16 17:06	
EPA 8260	Methyl-tert-butyl ether	6.3	ug/L	5.0	06/17/16 16:32	
EPA 8260	Toluene	7.9	ug/L	5.0	06/17/16 16:32	
EPA 8260	Xylene (Total)	27.0	ug/L	5.0	06/17/16 16:32	
SM 2540C	Total Dissolved Solids	1270	mg/L	20.0	06/09/16 07:01	
EPA 410.4	Chemical Oxygen Demand	356	mg/L	10.0	06/17/16 09:08	
EPA 365.1	Phosphorus	0.15	mg/L	0.050	06/28/16 11:10	
SM 4500-NH3 G	Nitrogen, Ammonia	50.0	mg/L	2.0	06/15/16 15:25	
SM 5310C	Total Organic Carbon	113	mg/L	40.0	06/14/16 23:27	
50146462019	**FB @ PZ-104-SS**					
EPA 8260	Acetone	15.1	ug/L	10.0	06/16/16 23:50	
50146462020	**PZ-104-SS**					
	Field pH	6.78	Std. Units		06/03/16 00:00	
	Field Temperature	22.8	deg C		06/03/16 00:00	
	Field Specific Conductance	812	umhos/cm		06/03/16 00:00	
	Field Turbidity	0.94	NTU		06/03/16 00:00	
	Total Well Depth	140.30	feet		06/03/16 00:00	
	Elevation Water Level	464.30	ft/msl		06/03/16 00:00	
	Collar Elevation	483.45	ft/msl		06/03/16 00:00	
	Depth to Water	19.15	feet		06/03/16 00:00	
EPA 9056	Chloride	4.4	mg/L	0.25	06/08/16 13:28	N2
EPA 9056	Fluoride	0.60	mg/L	0.10	06/08/16 13:28	N2
EPA 9056	Sulfate	15.6	mg/L	0.25	06/08/16 13:28	N2
EPA 6010	Barium	102	ug/L	10.0	06/11/16 02:25	
EPA 6010	Boron	143	ug/L	100	06/11/16 02:25	
EPA 6010	Calcium	86500	ug/L	500	06/11/16 02:25	
EPA 6010	Iron	1060	ug/L	50.0	06/11/16 02:25	

This report shall not be reproduced, except in full,
without the written consent of Pace Analytical Services, Inc..

Pace Analytical®
www.pacelabs.com

Pace Analytical Services, Inc.
Not NELAP Accredited
4860 Blazer Parkway
Dublin, OH 43017
(614)486-5421

Pace Analytical Services, Inc.
7726 Moller Road
Indianapolis, IN 46268
(317)228-3100

SUMMARY OF DETECTION

Project: Bridgeton Landfill 2Q 2016 GW
Pace Project No.: 50146462

Lab Sample ID / Method	Client Sample ID / Parameters	Result	Units	Report Limit	Analyzed	Qualifiers
50146462020	**PZ-104-SS**					
EPA 6010	Magnesium	53000	ug/L	500	06/11/16 02:25	
EPA 6010	Manganese	24.3	ug/L	5.0	06/11/16 02:25	
EPA 6010	Sodium	14600	ug/L	1000	06/11/16 02:25	
EPA 6010	Total Hardness by 2340B	434000	ug/L	1000	06/11/16 02:25	
EPA 8260	Benzene	44.1	ug/L	5.0	06/17/16 17:41	
EPA 8260	1,4-Dichlorobenzene	5.8	ug/L	5.0	06/17/16 17:41	
EPA 8260	Toluene	5.7	ug/L	5.0	06/17/16 17:41	
EPA 8260	Xylene (Total)	8.7	ug/L	5.0	06/17/16 17:41	
SM 2540C	Total Dissolved Solids	436	mg/L	10.0	06/09/16 07:08	
EPA 410.4	Chemical Oxygen Demand	17.1	mg/L	10.0	06/16/16 14:49	
SM 4500-S2-D	Sulfide	4.9	mg/L	1.0	06/09/16 10:16	
SM 5310C	Total Organic Carbon	4.7	mg/L	4.0	06/14/16 23:50	
50146462021	**PZ-105-SS**					
	Field pH	7.01	Std. Units		06/03/16 00:00	
	Field Temperature	19.2	deg C		06/03/16 00:00	
	Field Specific Conductance	1074	umhos/cm		06/03/16 00:00	
	Field Turbidity	3.43	NTU		06/03/16 00:00	
	Total Well Depth	144.90	feet		06/03/16 00:00	
	Elevation Water Level	459.59	ft/msl		06/03/16 00:00	
	Collar Elevation	483.51	ft/msl		06/03/16 00:00	
	Depth to Water	23.92	feet		06/03/16 00:00	
EPA 9056	Chloride	67.6	mg/L	2.5	06/08/16 11:41	N2
EPA 9056	Fluoride	0.36	mg/L	0.10	06/08/16 11:28	N2
EPA 9056	Sulfate	51.6	mg/L	2.5	06/08/16 11:41	N2
EPA 6010	Barium	194	ug/L	10.0	06/11/16 02:27	
EPA 6010	Calcium	110000	ug/L	500	06/11/16 02:27	
EPA 6010	Iron	8190	ug/L	50.0	06/11/16 02:27	
EPA 6010	Magnesium	59400	ug/L	500	06/11/16 02:27	
EPA 6010	Manganese	141	ug/L	5.0	06/11/16 02:27	
EPA 6010	Sodium	42300	ug/L	1000	06/11/16 02:27	
EPA 6010	Total Hardness by 2340B	520000	ug/L	1000	06/11/16 02:27	
SM 2540C	Total Dissolved Solids	628	mg/L	10.0	06/09/16 07:08	
EPA 410.4	Chemical Oxygen Demand	16.3	mg/L	10.0	06/16/16 14:49	
SM 5310C	Total Organic Carbon	4.9	mg/L	4.0	06/15/16 00:21	
50146462022	**PZ-111-SD**					
	Field pH	7.07	Std. Units		06/03/16 00:00	
	Field Temperature	18.0	deg C		06/03/16 00:00	
	Field Specific Conductance	816	umhos/cm		06/03/16 00:00	
	Field Turbidity	0.36	NTU		06/03/16 00:00	
	Total Well Depth	199.13	feet		06/03/16 00:00	
	Elevation Water Level	433.50	ft/msl		06/03/16 00:00	
	Collar Elevation	466.46	ft/msl		06/03/16 00:00	
	Depth to Water	32.96	feet		06/03/16 00:00	
EPA 9056	Chloride	10.5	mg/L	0.25	06/08/16 11:55	N2
EPA 9056	Fluoride	1.9	mg/L	0.10	06/08/16 11:55	N2
EPA 9056	Sulfate	46.2	mg/L	2.5	06/08/16 12:08	N2

This report shall not be reproduced, except in full,
without the written consent of Pace Analytical Services, Inc..

Pace Analytical
www.pacelabs.com

Pace Analytical Services, Inc.
Not NELAP Accredited
4860 Blazer Parkway
Dublin, OH 43017
(614)486-5421

Pace Analytical Services, Inc.
7726 Moller Road
Indianapolis, IN 46268
(317)228-3100

SUMMARY OF DETECTION

Project: Bridgeton Landfill 2Q 2016 GW
Pace Project No.: 50146462

Lab Sample ID / Method	Client Sample ID / Parameters	Result	Units	Report Limit	Analyzed	Qualifiers
50146462022	**PZ-111-SD**					
EPA 6010	Barium	101	ug/L	10.0	06/14/16 22:39	
EPA 6010	Calcium	88600	ug/L	500	06/14/16 22:39	
EPA 6010	Iron	752	ug/L	50.0	06/14/16 22:39	
EPA 6010	Magnesium	50500	ug/L	500	06/14/16 22:39	
EPA 6010	Manganese	7.0	ug/L	5.0	06/14/16 22:39	
EPA 6010	Sodium	17900	ug/L	1000	06/14/16 22:39	
EPA 6010	Total Hardness by 2340B	429000	ug/L	1000	06/14/16 22:39	
SM 2540C	Total Dissolved Solids	485	mg/L	10.0	06/09/16 07:09	
SM 4500-NH3 G	Nitrogen, Ammonia	0.13	mg/L	0.10	06/15/16 15:46	
SM 5310C	Total Organic Carbon	2.6	mg/L	2.0	06/15/16 00:43	
50146462024	**PZ-202-SS**					
	Field pH	6.56	Std. Units		06/06/16 00:00	
	Field Temperature	16.3	deg C		06/06/16 00:00	
	Field Specific Conductance	5860	umhos/cm		06/06/16 00:00	
	Field Turbidity	10.28	NTU		06/06/16 00:00	
	Total Well Depth	85.13	feet		06/06/16 00:00	
	Elevation Water Level	469.79	ft/msl		06/06/16 00:00	
	Collar Elevation	481.02	ft/msl		06/06/16 00:00	
	Depth to Water	11.23	feet		06/06/16 00:00	
EPA 9056	Chloride	1550	mg/L	250	06/14/16 07:02	N2
EPA 9056	Sulfate	0.41	mg/L	0.25	06/11/16 13:19	N2
EPA 6010	Barium	2450	ug/L	10.0	06/14/16 22:41	
EPA 6010	Calcium	584000	ug/L	2500	06/14/16 23:33	
EPA 6010	Cobalt	22.1	ug/L	5.0	06/14/16 22:41	
EPA 6010	Iron	76900	ug/L	50.0	06/14/16 22:41	
EPA 6010	Magnesium	273000	ug/L	500	06/14/16 22:41	
EPA 6010	Manganese	2230	ug/L	5.0	06/14/16 22:41	
EPA 6010	Nickel	58.9	ug/L	10.0	06/14/16 22:41	
EPA 6010	Sodium	157000	ug/L	1000	06/14/16 22:41	
EPA 6010	Total Hardness by 2340B	2590000	ug/L	5000	06/14/16 23:33	
EPA 6020	Arsenic	69.4	ug/L	5.0	06/10/16 20:12	
EPA 8260	Benzene	219	ug/L	5.0	06/18/16 17:49	
SM 2540C	Total Dissolved Solids	3570	mg/L	10.0	06/10/16 14:13	
EPA 410.4	Chemical Oxygen Demand	798	mg/L	10.0	06/17/16 17:04	
EPA 365.1	Phosphorus	0.41	mg/L	0.25	06/17/16 11:25	
SM 4500-NH3 G	Nitrogen, Ammonia	0.34	mg/L	0.10	06/16/16 12:57	
SM 5310C	Total Organic Carbon	238	mg/L	40.0	06/15/16 02:01	
50146462025	**PZ-109-SS**					
	Field pH	7.06	Std. Units		06/06/16 00:00	
	Field Temperature	21.5	deg C		06/06/16 00:00	
	Field Specific Conductance	786	umhos/cm		06/06/16 00:00	
	Field Turbidity	2.04	NTU		06/06/16 00:00	
	Total Well Depth	131.04	feet		06/06/16 00:00	
	Elevation Water Level	437.78	ft/msl		06/06/16 00:00	
	Collar Elevation	460.19	ft/msl		06/06/16 00:00	
	Depth to Water	22.41	feet		06/06/16 00:00	

This report shall not be reproduced, except in full,
without the written consent of Pace Analytical Services, Inc..

Pace Analytical
www.pacelabs.com

Pace Analytical Services, Inc.
Not NELAP Accredited
4860 Blazer Parkway
Dublin, OH 43017
(614)486-5421

Pace Analytical Services, Inc.
7726 Moller Road
Indianapolis, IN 46268
(317)228-3100

SUMMARY OF DETECTION

Project: Bridgeton Landfill 2Q 2016 GW
Pace Project No.: 50146462

Lab Sample ID / Method	Client Sample ID / Parameters	Result	Units	Report Limit	Analyzed	Qualifiers
50146462025	**PZ-109-SS**					
EPA 9056	Chloride	4.1	mg/L	0.25	06/11/16 15:40	N2
EPA 9056	Fluoride	2.1	mg/L	0.10	06/11/16 15:40	N2
EPA 9056	Sulfate	23.4	mg/L	2.5	06/11/16 15:53	N2
EPA 6010	Barium	57.6	ug/L	10.0	06/14/16 22:44	
EPA 6010	Boron	186	ug/L	100	06/14/16 22:44	
EPA 6010	Calcium	86700	ug/L	500	06/14/16 22:44	
EPA 6010	Magnesium	49700	ug/L	500	06/14/16 22:44	
EPA 6010	Sodium	10500	ug/L	1000	06/14/16 22:44	
EPA 6010	Total Hardness by 2340B	421000	ug/L	1000	06/14/16 22:44	
SM 2540C	Total Dissolved Solids	412	mg/L	10.0	06/10/16 14:14	
SM 5310C	Total Organic Carbon	9.8	mg/L	2.0	06/20/16 12:20	
50146462026	**PZ-110-SS**					
	Field pH	6.65	Std. Units		06/06/16 00:00	
	Field Temperature	17.6	deg C		06/06/16 00:00	
	Field Specific Conductance	2080	umhos/cm		06/06/16 00:00	
	Field Turbidity	5.69	NTU		06/06/16 00:00	
	Total Well Depth	107.23	feet		06/06/16 00:00	
	Elevation Water Level	433.56	ft/msl		06/06/16 00:00	
	Collar Elevation	461.15	ft/msl		06/06/16 00:00	
	Depth to Water	27.59	feet		06/06/16 00:00	
EPA 9056	Chloride	245	mg/L	25.0	06/11/16 16:31	N2
EPA 9056	Fluoride	0.17	mg/L	0.10	06/11/16 16:06	N2
EPA 9056	Sulfate	46.2	mg/L	2.5	06/11/16 16:18	N2
EPA 6010	Barium	307	ug/L	10.0	06/14/16 22:54	
EPA 6010	Boron	245	ug/L	100	06/14/16 22:54	
EPA 6010	Calcium	224000	ug/L	1000	06/14/16 23:35	
EPA 6010	Iron	6990	ug/L	50.0	06/14/16 22:54	
EPA 6010	Magnesium	90200	ug/L	500	06/14/16 22:54	
EPA 6010	Manganese	149	ug/L	5.0	06/14/16 22:54	
EPA 6010	Nickel	13.6	ug/L	10.0	06/14/16 22:54	
EPA 6010	Sodium	80200	ug/L	1000	06/14/16 22:54	
EPA 6010	Total Hardness by 2340B	932000	ug/L	2000	06/14/16 23:35	
EPA 8260	Benzene	14.1	ug/L	5.0	06/18/16 19:31	
SM 2540C	Total Dissolved Solids	1230	mg/L	10.0	06/10/16 14:14	
EPA 410.4	Chemical Oxygen Demand	89.1	mg/L	10.0	06/17/16 13:08	
SM 4500-NH3 G	Nitrogen, Ammonia	0.35	mg/L	0.10	06/16/16 13:01	
SM 5310C	Total Organic Carbon	58.4	mg/L	10.0	06/20/16 12:52	
50146462027	**PZ-201A-SS**					
	Field pH	7.06	Std. Units		06/06/16 00:00	
	Field Temperature	17.4	deg C		06/06/16 00:00	
	Field Specific Conductance	772	umhos/cm		06/06/16 00:00	
	Field Turbidity	0.79	NTU		06/06/16 00:00	
	Total Well Depth	86.10	feet		06/06/16 00:00	
	Elevation Water Level	470.56	ft/msl		06/06/16 00:00	
	Collar Elevation	480.20	ft/msl		06/06/16 00:00	
	Depth to Water	9.64	feet		06/06/16 00:00	

REPORT OF LABORATORY ANALYSIS

This report shall not be reproduced, except in full,
without the written consent of Pace Analytical Services, Inc..

SUMMARY OF DETECTION

Project: Bridgeton Landfill 2Q 2016 GW
Pace Project No.: 50146462

Lab Sample ID / Method	Client Sample ID / Parameters	Result	Units	Report Limit	Analyzed	Qualifiers
50146462027	**PZ-201A-SS**					
EPA 9056	Chloride	4.0	mg/L	0.25	06/11/16 16:44	N2
EPA 9056	Fluoride	0.20	mg/L	0.10	06/11/16 16:44	N2
EPA 9056	Sulfate	63.8	mg/L	2.5	06/11/16 16:57	N2
EPA 6010	Barium	137	ug/L	10.0	06/14/16 23:00	
EPA 6010	Calcium	96500	ug/L	500	06/14/16 23:00	
EPA 6010	Iron	194	ug/L	50.0	06/14/16 23:00	
EPA 6010	Magnesium	46000	ug/L	500	06/14/16 23:00	
EPA 6010	Manganese	35.4	ug/L	5.0	06/14/16 23:00	
EPA 6010	Sodium	10400	ug/L	1000	06/14/16 23:00	
EPA 6010	Total Hardness by 2340B	431000	ug/L	1000	06/14/16 23:00	
EPA 6010	Zinc	22.3	ug/L	20.0	06/14/16 23:00	
SM 2540C	Total Dissolved Solids	440	mg/L	10.0	06/10/16 14:14	
EPA 353.2	Nitrogen, NO2 plus NO3	0.36	mg/L	0.10	06/13/16 15:42	
SM 5310C	Total Organic Carbon	10.8	mg/L	2.0	06/20/16 13:23	
50146462028	**LCS-5A**					
	Field pH	6.67	Std. Units		06/06/16 00:00	
	Field Temperature	35.4	deg C		06/06/16 00:00	
	Field Specific Conductance	7440	umhos/cm		06/06/16 00:00	
	Field Turbidity	15.44	NTU		06/06/16 00:00	
EPA 9056	Chloride	1330	mg/L	250	06/11/16 18:01	N2
EPA 6010	Barium	1510	ug/L	10.0	06/14/16 23:02	
EPA 6010	Boron	4800	ug/L	100	06/14/16 23:02	
EPA 6010	Calcium	146000	ug/L	500	06/14/16 23:02	
EPA 6010	Cobalt	11.4	ug/L	5.0	06/14/16 23:02	
EPA 6010	Iron	6620	ug/L	50.0	06/14/16 23:02	
EPA 6010	Magnesium	86700	ug/L	500	06/14/16 23:02	
EPA 6010	Manganese	218	ug/L	5.0	06/14/16 23:02	
EPA 6010	Nickel	39.9	ug/L	10.0	06/14/16 23:02	
EPA 6010	Sodium	786000	ug/L	10000	06/14/16 23:37	
EPA 6010	Total Hardness by 2340B	721000	ug/L	1000	06/14/16 23:02	
EPA 6020	Arsenic	27.8	ug/L	5.0	06/10/16 20:25	
EPA 6020	Chromium	28.9	ug/L	5.0	06/10/16 20:25	
EPA 6020	Copper	10.5	ug/L	5.0	06/10/16 20:25	
EPA 8260	Benzene	63.7	ug/L	50.0	06/18/16 20:40	
EPA 8260	Chlorobenzene	98.5	ug/L	50.0	06/18/16 20:40	
SM 2540C	Total Dissolved Solids	3290	mg/L	20.0	06/10/16 14:14	
EPA 410.4	Chemical Oxygen Demand	809	mg/L	10.0	06/17/16 17:04	
EPA 365.1	Phosphorus	1.1	mg/L	0.25	06/17/16 11:27	
SM 4500-NH3 G	Nitrogen, Ammonia	268	mg/L	6.0	06/23/16 12:39	
SM 5310C	Total Organic Carbon	232	mg/L	100	06/14/16 19:28	
50146462029	**LCS-6B**					
EPA 8260	Toluene	102	ug/L	100	06/18/16 21:48	
EPA 8260	Xylene (Total)	115	ug/L	100	06/18/16 21:48	
50146462030	**PZ-107-SS**					
	Field pH	6.61	Std. Units		06/07/16 00:00	
	Field Temperature	18.9	deg C		06/07/16 00:00	

REPORT OF LABORATORY ANALYSIS

This report shall not be reproduced, except in full,
without the written consent of Pace Analytical Services, Inc..

Pace Analytical®
www.pacelabs.com

Pace Analytical Services, Inc.
Not NELAP Accredited
4860 Blazer Parkway
Dublin, OH 43017
(614)486-5421

Pace Analytical Services, Inc.
7726 Moller Road
Indianapolis, IN 46268
(317)228-3100

SUMMARY OF DETECTION

Project: Bridgeton Landfill 2Q 2016 GW
Pace Project No.: 50146462

Lab Sample ID / Method	Client Sample ID / Parameters	Result	Units	Report Limit	Analyzed	Qualifiers
50146462030	**PZ-107-SS**					
	Field Specific Conductance	2630	umhos/cm		06/07/16 00:00	
	Field Turbidity	7.98	NTU		06/07/16 00:00	
	Total Well Depth	103.70	feet		06/07/16 00:00	
	Elevation Water Level	433.50	ft/msl		06/07/16 00:00	
	Collar Elevation	464.56	ft/msl		06/07/16 00:00	
	Depth to Water	31.06	feet		06/07/16 00:00	
EPA 9056	Chloride	386	mg/L	25.0	06/11/16 18:39	N2
EPA 9056	Fluoride	0.12	mg/L	0.10	06/11/16 18:14	N2
EPA 9056	Sulfate	44.4	mg/L	2.5	06/11/16 18:26	N2
EPA 6010	Barium	802	ug/L	10.0	06/14/16 23:05	
EPA 6010	Boron	675	ug/L	100	06/14/16 23:05	
EPA 6010	Calcium	237000	ug/L	1000	06/14/16 23:39	
EPA 6010	Iron	7680	ug/L	50.0	06/14/16 23:05	
EPA 6010	Magnesium	124000	ug/L	500	06/14/16 23:05	
EPA 6010	Manganese	107	ug/L	5.0	06/14/16 23:05	
EPA 6010	Nickel	40.5	ug/L	10.0	06/14/16 23:05	
EPA 6010	Sodium	142000	ug/L	1000	06/14/16 23:05	
EPA 6010	Total Hardness by 2340B	1100000	ug/L	2000	06/14/16 23:39	
EPA 6020	Arsenic	5.8	ug/L	5.0	06/10/16 20:30	
EPA 6020	Chromium	6.8	ug/L	5.0	06/10/16 20:30	
SM 2540C	Total Dissolved Solids	1580	mg/L	10.0	06/13/16 09:56	
EPA 410.4	Chemical Oxygen Demand	133	mg/L	10.0	06/17/16 13:08	
SM 4500-NH3 G	Nitrogen, Ammonia	14.8	mg/L	0.50	06/16/16 13:31	
SM 5310C	Total Organic Carbon	86.2	mg/L	10.0	06/21/16 02:08	
50146462031	**PZ-101-SS**					
	Field pH	6.47	Std. Units		06/07/16 00:00	
	Field Temperature	28.2	deg C		06/07/16 00:00	
	Field Specific Conductance	1973	umhos/cm		06/07/16 00:00	
	Field Turbidity	4.21	NTU		06/07/16 00:00	
	Total Well Depth	155.10	feet		06/07/16 00:00	
	Elevation Water Level	454.17	ft/msl		06/07/16 00:00	
	Collar Elevation	491.26	ft/msl		06/07/16 00:00	
	Depth to Water	37.09	feet		06/07/16 00:00	
EPA 9056	Chloride	243	mg/L	25.0	06/11/16 19:18	N2
EPA 9056	Fluoride	0.88	mg/L	0.10	06/11/16 18:52	N2
EPA 9056	Sulfate	2.4	mg/L	0.25	06/11/16 18:52	N2
EPA 6010	Barium	550	ug/L	10.0	06/14/16 23:07	
EPA 6010	Boron	765	ug/L	100	06/14/16 23:07	
EPA 6010	Calcium	167000	ug/L	500	06/14/16 23:07	
EPA 6010	Iron	3530	ug/L	50.0	06/14/16 23:07	
EPA 6010	Magnesium	95000	ug/L	500	06/14/16 23:07	
EPA 6010	Manganese	109	ug/L	5.0	06/14/16 23:07	
EPA 6010	Nickel	13.6	ug/L	10.0	06/14/16 23:07	
EPA 6010	Sodium	94000	ug/L	1000	06/14/16 23:07	
EPA 6010	Total Hardness by 2340B	808000	ug/L	1000	06/14/16 23:07	
EPA 6020	Arsenic	67.3	ug/L	5.0	06/10/16 20:34	
EPA 8260	Chlorobenzene	6.8	ug/L	5.0	06/19/16 02:55	

REPORT OF LABORATORY ANALYSIS

This report shall not be reproduced, except in full,
without the written consent of Pace Analytical Services, Inc..

Pace Analytical
www.pacelabs.com

Pace Analytical Services, Inc.
Not NELAP Accredited
4860 Blazer Parkway
Dublin, OH 43017
(614)486-5421

Pace Analytical Services, Inc.
7726 Moller Road
Indianapolis, IN 46268
(317)228-3100

SUMMARY OF DETECTION

Project: Bridgeton Landfill 2Q 2016 GW
Pace Project No.: 50146462

Lab Sample ID / Method	Client Sample ID / Parameters	Result	Units	Report Limit	Analyzed	Qualifiers
50146462031	**PZ-101-SS**					
SM 2540C	Total Dissolved Solids	1160	mg/L	10.0	06/13/16 09:56	
EPA 410.4	Chemical Oxygen Demand	107	mg/L	10.0	06/17/16 13:08	
SM 4500-NH3 G	Nitrogen, Ammonia	12.5	mg/L	0.50	06/16/16 13:40	
SM 5310C	Total Organic Carbon	74.3	mg/L	10.0	06/21/16 02:31	
50146462032	**PZ-102R-SS**					
	Field pH	6.88	Std. Units		06/07/16 00:00	
	Field Temperature	20.9	deg C		06/07/16 00:00	
	Field Specific Conductance	853	umhos/cm		06/07/16 00:00	
	Field Turbidity	34.54	NTU		06/07/16 00:00	
	Total Well Depth	91.14	feet		06/07/16 00:00	
	Elevation Water Level	464.92	ft/msl		06/07/16 00:00	
	Collar Elevation	485.62	ft/msl		06/07/16 00:00	
	Depth to Water	20.70	feet		06/07/16 00:00	
EPA 9056	Chloride	7.1	mg/L	0.25	06/11/16 19:56	N2
EPA 9056	Fluoride	0.45	mg/L	0.10	06/11/16 19:56	N2
EPA 9056	Sulfate	64.3	mg/L	2.5	06/11/16 20:09	N2
EPA 6010	Barium	78.8	ug/L	10.0	06/14/16 23:09	
EPA 6010	Boron	164	ug/L	100	06/14/16 23:09	
EPA 6010	Calcium	113000	ug/L	500	06/14/16 23:09	
EPA 6010	Iron	2730	ug/L	50.0	06/14/16 23:09	
EPA 6010	Magnesium	41900	ug/L	500	06/14/16 23:09	
EPA 6010	Manganese	104	ug/L	5.0	06/14/16 23:09	
EPA 6010	Sodium	20400	ug/L	1000	06/14/16 23:09	
EPA 6010	Total Hardness by 2340B	454000	ug/L	1000	06/14/16 23:09	
SM 2540C	Total Dissolved Solids	510	mg/L	10.0	06/13/16 09:56	
SM 4500-NH3 G	Nitrogen, Ammonia	0.12	mg/L	0.10	06/16/16 13:13	
SM 5310C	Total Organic Carbon	15.3	mg/L	2.0	06/20/16 15:06	
50146462033	**PZ-206-SS**					
	Field pH	6.83	Std. Units		06/08/16 00:00	
	Field Temperature	19.5	deg C		06/08/16 00:00	
	Field Specific Conductance	1345	umhos/cm		06/08/16 00:00	
	Field Turbidity	7.16	NTU		06/08/16 00:00	
	Total Well Depth	129.82	feet		06/08/16 00:00	
	Elevation Water Level	436.22	ft/msl		06/08/16 00:00	
	Collar Elevation	463.42	ft/msl		06/08/16 00:00	
	Depth to Water	27.20	feet		06/08/16 00:00	
EPA 9056	Chloride	138	mg/L	25.0	06/11/16 21:00	N2
EPA 9056	Fluoride	1.3	mg/L	0.10	06/11/16 20:34	N2
EPA 9056	Sulfate	52.5	mg/L	2.5	06/11/16 20:47	N2
EPA 6010	Barium	82.9	ug/L	10.0	06/14/16 23:11	
EPA 6010	Boron	178	ug/L	100	06/14/16 23:11	
EPA 6010	Calcium	132000	ug/L	500	06/14/16 23:11	
EPA 6010	Iron	3690	ug/L	50.0	06/14/16 23:11	
EPA 6010	Magnesium	89500	ug/L	500	06/14/16 23:11	
EPA 6010	Manganese	68.7	ug/L	5.0	06/14/16 23:11	
EPA 6010	Sodium	22700	ug/L	1000	06/14/16 23:11	

This report shall not be reproduced, except in full,
without the written consent of Pace Analytical Services, Inc..

Pace Analytical
www.pacelabs.com

Pace Analytical Services, Inc.
Not NELAP Accredited
4860 Blazer Parkway
Dublin, OH 43017
(614)486-5421

Pace Analytical Services, Inc.
7726 Moller Road
Indianapolis, IN 46268
(317)228-3100

SUMMARY OF DETECTION

Project: Bridgeton Landfill 2Q 2016 GW
Pace Project No.: 50146462

Lab Sample ID / Method	Client Sample ID / Parameters	Result	Units	Report Limit	Analyzed	Qualifiers
50146462033	**PZ-206-SS**					
EPA 6010	Total Hardness by 2340B	699000	ug/L	1000	06/14/16 23:11	
SM 2540C	Total Dissolved Solids	785	mg/L	10.0	06/13/16 09:59	
EPA 410.4	Chemical Oxygen Demand	74.1	mg/L	10.0	06/17/16 13:08	
SM 4500-NH3 G	Nitrogen, Ammonia	0.18	mg/L	0.10	06/16/16 13:14	
SM 5310C	Total Organic Carbon	43.6	mg/L	10.0	06/21/16 07:07	
50146462034	**LR-100**					
	Field pH	6.63	Std. Units		06/08/16 00:00	
	Field Temperature	17.4	deg C		06/08/16 00:00	
	Field Specific Conductance	2360	umhos/cm		06/08/16 00:00	
	Field Turbidity	7.71	NTU		06/08/16 00:00	
	Total Well Depth	27.01	feet		06/08/16 00:00	
	Elevation Water Level	452.22	ft/msl		06/08/16 00:00	
	Collar Elevation	468.14	ft/msl		06/08/16 00:00	
	Depth to Water	15.92	feet		06/08/16 00:00	
EPA 9056	Chloride	126	mg/L	25.0	06/11/16 21:38	N2
EPA 9056	Sulfate	0.60	mg/L	0.25	06/11/16 21:13	N2
EPA 6010	Barium	415	ug/L	10.0	06/14/16 23:13	
EPA 6010	Boron	1580	ug/L	100	06/14/16 23:13	
EPA 6010	Calcium	121000	ug/L	500	06/14/16 23:13	
EPA 6010	Iron	20400	ug/L	50.0	06/14/16 23:13	
EPA 6010	Magnesium	60400	ug/L	500	06/14/16 23:13	
EPA 6010	Manganese	204	ug/L	5.0	06/14/16 23:13	
EPA 6010	Nickel	13.8	ug/L	10.0	06/14/16 23:13	
EPA 6010	Sodium	140000	ug/L	1000	06/14/16 23:13	
EPA 6010	Total Hardness by 2340B	552000	ug/L	1000	06/14/16 23:13	
EPA 6010	Zinc	90.5	ug/L	20.0	06/14/16 23:13	
EPA 6020	Cadmium	0.20	ug/L	0.20	06/10/16 20:48	
EPA 8260	Benzene	9.4	ug/L	5.0	06/19/16 05:46	
EPA 8260	Chlorobenzene	49.8	ug/L	5.0	06/19/16 05:46	
EPA 8260	1,4-Dichlorobenzene	6.9	ug/L	5.0	06/19/16 05:46	
SM 2540C	Total Dissolved Solids	998	mg/L	10.0	06/13/16 09:59	
EPA 410.4	Chemical Oxygen Demand	98.2	mg/L	10.0	06/17/16 13:08	
EPA 365.1	Phosphorus	0.37	mg/L	0.25	06/21/16 13:33	
SM 4500-NH3 G	Nitrogen, Ammonia	86.7	mg/L	2.0	06/16/16 13:34	
SM 5310C	Total Organic Carbon	80.8	mg/L	10.0	06/21/16 08:16	
50146462035	**MW-1204**					
	Field pH	6.49	Std. Units		06/08/16 00:00	
	Field Temperature	25.5	deg C		06/08/16 00:00	
	Field Specific Conductance	2600	umhos/cm		06/08/16 00:00	
	Field Turbidity	103.9	NTU		06/08/16 00:00	
	Total Well Depth	215.00	feet		06/08/16 00:00	
	Elevation Water Level	472.45	ft/msl		06/08/16 00:00	
	Collar Elevation	478.04	ft/msl		06/08/16 00:00	
	Depth to Water	5.59	feet		06/08/16 00:00	
EPA 9056	Chloride	903	mg/L	25.0	06/11/16 22:30	N2
EPA 9056	Sulfate	6.2	mg/L	2.5	06/11/16 22:17	N2

REPORT OF LABORATORY ANALYSIS

This report shall not be reproduced, except in full,
without the written consent of Pace Analytical Services, Inc..

Pace Analytical
www.pacelabs.com

Pace Analytical Services, Inc.
Not NELAP Accredited
4860 Blazer Parkway
Dublin, OH 43017
(614)486-5421

Pace Analytical Services, Inc.
7726 Moller Road
Indianapolis, IN 46268
(317)228-3100

SUMMARY OF DETECTION

Project: Bridgeton Landfill 2Q 2016 GW
Pace Project No.: 50146462

Lab Sample ID / Method	Client Sample ID / Parameters	Result	Units	Report Limit	Analyzed	Qualifiers
50146462035	**MW-1204**					
EPA 6010	Barium	4940	ug/L	10.0	06/14/16 23:15	
EPA 6010	Boron	2650	ug/L	100	06/14/16 23:15	
EPA 6010	Calcium	506000	ug/L	2500	06/14/16 23:41	
EPA 6010	Cobalt	6.6	ug/L	5.0	06/14/16 23:15	
EPA 6010	Iron	40000	ug/L	50.0	06/14/16 23:15	
EPA 6010	Magnesium	138000	ug/L	500	06/14/16 23:15	
EPA 6010	Manganese	1400	ug/L	5.0	06/14/16 23:15	
EPA 6010	Nickel	33.2	ug/L	10.0	06/14/16 23:15	
EPA 6010	Sodium	379000	ug/L	5000	06/14/16 23:41	
EPA 6010	Total Hardness by 2340B	1830000	ug/L	5000	06/14/16 23:41	
EPA 6010	Zinc	529	ug/L	20.0	06/14/16 23:15	
EPA 6020	Arsenic	21.8	ug/L	5.0	06/10/16 21:06	
EPA 6020	Cadmium	0.78	ug/L	0.20	06/10/16 21:06	
EPA 6020	Chromium	73.3	ug/L	5.0	06/10/16 21:06	
EPA 6020	Copper	191	ug/L	5.0	06/10/16 21:06	
EPA 6020	Lead	18.0	ug/L	5.0	06/10/16 21:06	
EPA 6020	Vanadium	34.8	ug/L	10.0	06/10/16 21:06	N2
EPA 8260	Acetone	4480	ug/L	200	06/19/16 06:20	
EPA 8260	2-Butanone (MEK)	1940	ug/L	200	06/19/16 06:20	
SM 2540C	Total Dissolved Solids	3740	mg/L	50.0	06/13/16 09:59	
EPA 410.4	Chemical Oxygen Demand	2660	mg/L	50.0	06/17/16 17:04	
EPA 365.1	Phosphorus	0.56	mg/L	0.25	06/21/16 13:33	
SM 4500-NH3 G	Nitrogen, Ammonia	74.4	mg/L	6.0	06/30/16 10:57	
SM 5310C	Total Organic Carbon	809	mg/L	100	06/21/16 08:40	
50146462036	**MW-1204 DUP**					
	Field pH	6.49	Std. Units		06/08/16 00:00	
	Field Temperature	25.5	deg C		06/08/16 00:00	
	Field Specific Conductance	2600	umhos/cm		06/08/16 00:00	
	Field Turbidity	103.9	NTU		06/08/16 00:00	
	Total Well Depth	215.00	feet		06/08/16 00:00	
	Elevation Water Level	472.45	ft/msl		06/08/16 00:00	
	Collar Elevation	478.04	ft/msl		06/08/16 00:00	
	Depth to Water	5.59	feet		06/08/16 00:00	
EPA 9056	Chloride	891	mg/L	25.0	06/11/16 23:08	N2
EPA 9056	Sulfate	6.1	mg/L	2.5	06/11/16 22:55	N2
EPA 6010	Barium	4840	ug/L	10.0	06/14/16 23:18	
EPA 6010	Boron	2630	ug/L	100	06/14/16 23:18	
EPA 6010	Calcium	497000	ug/L	2500	06/14/16 23:43	
EPA 6010	Cobalt	6.5	ug/L	5.0	06/14/16 23:18	
EPA 6010	Iron	38700	ug/L	50.0	06/14/16 23:18	
EPA 6010	Magnesium	136000	ug/L	500	06/14/16 23:18	
EPA 6010	Manganese	1370	ug/L	5.0	06/14/16 23:18	
EPA 6010	Nickel	32.4	ug/L	10.0	06/14/16 23:18	
EPA 6010	Sodium	375000	ug/L	5000	06/14/16 23:43	
EPA 6010	Total Hardness by 2340B	1800000	ug/L	5000	06/14/16 23:43	
EPA 6010	Zinc	500	ug/L	20.0	06/14/16 23:18	
EPA 6020	Arsenic	22.0	ug/L	5.0	06/10/16 21:11	

REPORT OF LABORATORY ANALYSIS

This report shall not be reproduced, except in full,
without the written consent of Pace Analytical Services, Inc..

Pace Analytical®
www.pacelabs.com

Pace Analytical Services, Inc.
Not NELAP Accredited
4860 Blazer Parkway
Dublin, OH 43017
(614)486-5421

Pace Analytical Services, Inc.
7726 Moller Road
Indianapolis, IN 46268
(317)228-3100

SUMMARY OF DETECTION

Project: Bridgeton Landfill 2Q 2016 GW
Pace Project No.: 50146462

Lab Sample ID / Method	Client Sample ID / Parameters	Result	Units	Report Limit	Analyzed	Qualifiers
50146462036	**MW-1204 DUP**					
EPA 6020	Cadmium	0.77	ug/L	0.20	06/10/16 21:11	
EPA 6020	Chromium	74.9	ug/L	5.0	06/10/16 21:11	
EPA 6020	Copper	181	ug/L	5.0	06/10/16 21:11	
EPA 6020	Lead	17.2	ug/L	5.0	06/10/16 21:11	
EPA 6020	Vanadium	36.0	ug/L	10.0	06/10/16 21:11	N2
EPA 8260	Acetone	4720	ug/L	200	06/19/16 07:29	
EPA 8260	2-Butanone (MEK)	2100	ug/L	200	06/19/16 07:29	
SM 2540C	Total Dissolved Solids	3860	mg/L	50.0	06/13/16 10:00	
EPA 410.4	Chemical Oxygen Demand	2600	mg/L	50.0	06/17/16 17:04	
EPA 365.1	Phosphorus	0.61	mg/L	0.25	06/21/16 13:34	
SM 4500-NH3 G	Nitrogen, Ammonia	75.3	mg/L	6.0	06/30/16 11:00	
SM 5310C	Total Organic Carbon	796	mg/L	100	06/21/16 09:03	
50146462037	**PZ-205-AS**					
	Field pH	6.57	Std. Units		06/08/16 00:00	
	Field Temperature	21.3	deg C		06/08/16 00:00	
	Field Specific Conductance	6310	umhos/cm		06/08/16 00:00	
	Field Turbidity	389.7	NTU		06/08/16 00:00	
	Total Well Depth	94.03	feet		06/08/16 00:00	
	Elevation Water Level	434.44	ft/msl		06/08/16 00:00	
	Collar Elevation	464.77	ft/msl		06/08/16 00:00	
	Depth to Water	30.33	feet		06/08/16 00:00	
EPA 9056	Chloride	1500	mg/L	250	06/14/16 06:49	N2
EPA 6010	Barium	5460	ug/L	10.0	06/14/16 23:20	
EPA 6010	Boron	2430	ug/L	100	06/14/16 23:20	
EPA 6010	Calcium	571000	ug/L	2500	06/14/16 23:46	
EPA 6010	Cobalt	23.4	ug/L	5.0	06/14/16 23:20	
EPA 6010	Iron	138000	ug/L	50.0	06/14/16 23:20	
EPA 6010	Magnesium	174000	ug/L	500	06/14/16 23:20	
EPA 6010	Manganese	1520	ug/L	5.0	06/14/16 23:20	
EPA 6010	Nickel	101	ug/L	10.0	06/14/16 23:20	
EPA 6010	Sodium	512000	ug/L	5000	06/14/16 23:46	
EPA 6010	Total Hardness by 2340B	2140000	ug/L	5000	06/14/16 23:46	
EPA 6010	Zinc	285	ug/L	20.0	06/14/16 23:20	
EPA 6020	Arsenic	89.5	ug/L	5.0	06/10/16 21:16	
EPA 6020	Beryllium	2.8	ug/L	2.0	06/14/16 15:06	
EPA 6020	Cadmium	1.4	ug/L	0.20	06/10/16 21:16	
EPA 6020	Chromium	76.6	ug/L	5.0	06/10/16 21:16	
EPA 6020	Copper	112	ug/L	25.0	06/14/16 15:15	
EPA 6020	Lead	98.7	ug/L	5.0	06/10/16 21:16	
EPA 6020	Vanadium	108	ug/L	10.0	06/10/16 21:16	N2
EPA 8260	Benzene	1330	ug/L	100	06/19/16 08:38	
EPA 8260	Toluene	136	ug/L	100	06/19/16 08:38	
SM 2540C	Total Dissolved Solids	4610	mg/L	50.0	06/13/16 10:00	
EPA 410.4	Chemical Oxygen Demand	1260	mg/L	10.0	06/17/16 17:04	
EPA 365.1	Phosphorus	2.8	mg/L	0.25	06/21/16 13:34	
SM 4500-NH3 G	Nitrogen, Ammonia	32.2	mg/L	0.50	06/16/16 13:37	
SM 5310C	Total Organic Carbon	339	mg/L	100	06/21/16 09:26	

This report shall not be reproduced, except in full,
without the written consent of Pace Analytical Services, Inc..

Pace Analytical
www.pacelabs.com

Pace Analytical Services, Inc.
Not NELAP Accredited
4860 Blazer Parkway
Dublin, OH 43017
(614)486-5421

Pace Analytical Services, Inc.
7726 Moller Road
Indianapolis, IN 46268
(317)228-3100

SUMMARY OF DETECTION

Project: Bridgeton Landfill 2Q 2016 GW
Pace Project No.: 50146462

Lab Sample ID / Method	Client Sample ID / Parameters	Result	Units	Report Limit	Analyzed	Qualifiers
50146462039	**PZ-103-SS**					
	Field pH	6.19	Std. Units		06/09/16 00:00	
	Field Temperature	28.5	deg C		06/09/16 00:00	
	Field Specific Conductance	2080	umhos/cm		06/09/16 00:00	
	Field Turbidity	49.58	NTU		06/09/16 00:00	
	Total Well Depth	149.65	feet		06/09/16 00:00	
	Elevation Water Level	471.63	ft/msl		06/09/16 00:00	
	Collar Elevation	483.56	ft/msl		06/09/16 00:00	
	Depth to Water	11.93	feet		06/09/16 00:00	
EPA 9056	Fluoride	0.32	mg/L	0.10	06/14/16 01:49	N2
EPA 9056	Sulfate	0.98	mg/L	0.25	06/14/16 01:49	N2
EPA 6010	Barium	714	ug/L	10.0	06/16/16 17:38	
EPA 6010	Boron	370	ug/L	100	06/16/16 17:38	
EPA 6010	Calcium	333000	ug/L	5000	06/17/16 08:07	
EPA 6010	Iron	21700	ug/L	50.0	06/16/16 17:38	
EPA 6010	Magnesium	97600	ug/L	500	06/16/16 17:38	
EPA 6010	Manganese	531	ug/L	5.0	06/16/16 17:38	B
EPA 6010	Sodium	76900	ug/L	1000	06/16/16 17:38	
EPA 6010	Total Hardness by 2340B	1230000	ug/L	10000	06/17/16 08:07	
EPA 6010	Zinc	24.8	ug/L	20.0	06/16/16 17:38	
EPA 6020	Cadmium	0.20	ug/L	0.20	06/16/16 16:52	
EPA 8260	Acetone	20.1	ug/L	10.0	06/22/16 01:12	
EPA 8260	Benzene	75.0	ug/L	5.0	06/23/16 01:28	
EPA 8260	Ethylbenzene	6.7	ug/L	5.0	06/22/16 01:12	
EPA 8260	Toluene	15.9	ug/L	5.0	06/22/16 01:12	
EPA 8260	Xylene (Total)	6.2	ug/L	5.0	06/22/16 01:12	
SM 2540C	Total Dissolved Solids	1210	mg/L	10.0	06/13/16 10:00	
EPA 410.4	Chemical Oxygen Demand	25.0	mg/L	10.0	06/17/16 13:08	
EPA 365.1	Phosphorus	0.51	mg/L	0.10	06/21/16 13:48	
SM 4500-NH3 G	Nitrogen, Ammonia	0.25	mg/L	0.10	06/16/16 14:02	
SM 5310C	Total Organic Carbon	72.2	mg/L	4.0	06/20/16 20:46	
50146462040	**PZ-200-SS**					
	Field pH	6.21	Std. Units		06/09/16 00:00	
	Field Temperature	17.8	deg C		06/09/16 00:00	
	Field Specific Conductance	2810	umhos/cm		06/09/16 00:00	
	Field Turbidity	49.23	NTU		06/09/16 00:00	
	Total Well Depth	99.31	feet		06/09/16 00:00	
	Elevation Water Level	464.47	ft/msl		06/09/16 00:00	
	Collar Elevation	485.57	ft/msl		06/09/16 00:00	
	Depth to Water	21.10	feet		06/09/16 00:00	
EPA 9056	Chloride	651	mg/L	25.0	06/14/16 18:09	N2
EPA 9056	Sulfate	51.3	mg/L	2.5	06/14/16 02:28	N2
EPA 6010	Barium	299	ug/L	10.0	06/16/16 17:41	
EPA 6010	Calcium	321000	ug/L	5000	06/17/16 08:10	
EPA 6010	Cobalt	32.0	ug/L	5.0	06/16/16 17:41	
EPA 6010	Iron	48000	ug/L	50.0	06/16/16 17:41	
EPA 6010	Magnesium	89400	ug/L	500	06/16/16 17:41	
EPA 6010	Manganese	3390	ug/L	5.0	06/16/16 17:41	B

This report shall not be reproduced, except in full,
without the written consent of Pace Analytical Services, Inc..

Pace Analytical
www.pacelabs.com

Pace Analytical Services, Inc.
Not NELAP Accredited
4860 Blazer Parkway
Dublin, OH 43017
(614)486-5421

Pace Analytical Services, Inc.
7726 Moller Road
Indianapolis, IN 46268
(317)228-3100

SUMMARY OF DETECTION

Project: Bridgeton Landfill 2Q 2016 GW
Pace Project No.: 50146462

Lab Sample ID / Method	Client Sample ID / Parameters	Result	Units	Report Limit	Analyzed	Qualifiers
50146462040	**PZ-200-SS**					
EPA 6010	Nickel	58.0	ug/L	10.0	06/16/16 17:41	
EPA 6010	Sodium	112000	ug/L	1000	06/16/16 17:41	
EPA 6010	Total Hardness by 2340B	1170000	ug/L	10000	06/17/16 08:10	
EPA 6020	Arsenic	76.4	ug/L	5.0	06/16/16 16:56	
SM 2540C	Total Dissolved Solids	2150	mg/L	10.0	06/13/16 10:00	
EPA 410.4	Chemical Oxygen Demand	61.2	mg/L	10.0	06/17/16 13:08	
EPA 365.1	Phosphorus	1.3	mg/L	0.25	06/21/16 14:14	
SM 4500-NH3 G	Nitrogen, Ammonia	0.81	mg/L	0.10	06/16/16 13:20	
SM 5310C	Total Organic Carbon	27.6	mg/L	2.0	06/20/16 21:19	
50146462041	**PZ-203-SS**					
	Field pH	7.11	Std. Units		06/09/16 00:00	
	Field Temperature	18.5	deg C		06/09/16 00:00	
	Field Specific Conductance	757	umhos/cm		06/09/16 00:00	
	Field Turbidity	26.72	NTU		06/09/16 00:00	
	Total Well Depth	111.34	feet		06/09/16 00:00	
	Elevation Water Level	461.85	ft/msl		06/09/16 00:00	
	Collar Elevation	486.44	ft/msl		06/09/16 00:00	
	Depth to Water	24.59	feet		06/09/16 00:00	
EPA 9056	Chloride	8.5	mg/L	0.25	06/14/16 03:10	N2
EPA 9056	Fluoride	0.36	mg/L	0.10	06/14/16 03:10	N2
EPA 9056	Sulfate	55.5	mg/L	2.5	06/14/16 03:22	N2
EPA 6010	Barium	90.1	ug/L	10.0	06/16/16 17:44	
EPA 6010	Boron	113	ug/L	100	06/16/16 17:44	
EPA 6010	Calcium	93700	ug/L	500	06/16/16 17:44	
EPA 6010	Iron	1440	ug/L	50.0	06/16/16 17:44	
EPA 6010	Magnesium	42400	ug/L	500	06/16/16 17:44	
EPA 6010	Manganese	17.0	ug/L	5.0	06/23/16 08:32	
EPA 6010	Sodium	7760	ug/L	1000	06/16/16 17:44	
EPA 6010	Total Hardness by 2340B	409000	ug/L	1000	06/16/16 17:44	
SM 2540C	Total Dissolved Solids	441	mg/L	10.0	06/13/16 10:00	
EPA 410.4	Chemical Oxygen Demand	23.0	mg/L	10.0	06/17/16 13:08	
SM 5310C	Total Organic Carbon	21.3	mg/L	2.0	06/20/16 21:50	
50146462042	**PZ-204A-SS**					
	Field pH	6.55	Std. Units		06/09/16 00:00	
	Field Temperature	17.9	deg C		06/09/16 00:00	
	Field Specific Conductance	6200	umhos/cm		06/09/16 00:00	
	Field Turbidity	40.75	NTU		06/09/16 00:00	
	Total Well Depth	84.23	feet		06/09/16 00:00	
	Elevation Water Level	458.36	ft/msl		06/09/16 00:00	
	Collar Elevation	462.60	ft/msl		06/09/16 00:00	
	Depth to Water	4.24	feet		06/09/16 00:00	
EPA 9056	Chloride	1150	mg/L	250	06/14/16 18:47	N2
EPA 9056	Sulfate	579	mg/L	25.0	06/14/16 18:30	N2
EPA 6010	Barium	286	ug/L	10.0	06/16/16 17:47	
EPA 6010	Boron	217	ug/L	100	06/16/16 17:47	
EPA 6010	Calcium	789000	ug/L	5000	06/17/16 08:13	

REPORT OF LABORATORY ANALYSIS

This report shall not be reproduced, except in full,
without the written consent of Pace Analytical Services, Inc..

Pace Analytical
www.pacelabs.com

Pace Analytical Services, Inc.
Not NELAP Accredited
4860 Blazer Parkway
Dublin, OH 43017
(614)486-5421

Pace Analytical Services, Inc.
7726 Moller Road
Indianapolis, IN 46268
(317)228-3100

SUMMARY OF DETECTION

Project: Bridgeton Landfill 2Q 2016 GW
Pace Project No.: 50146462

Lab Sample ID / Method	Client Sample ID / Parameters	Result	Units	Report Limit	Analyzed	Qualifiers
50146462042	**PZ-204A-SS**					
EPA 6010	Cobalt	16.6	ug/L	5.0	06/16/16 17:47	
EPA 6010	Iron	59700	ug/L	50.0	06/16/16 17:47	
EPA 6010	Magnesium	256000	ug/L	500	06/16/16 17:47	
EPA 6010	Manganese	4620	ug/L	5.0	06/16/16 17:47	B
EPA 6010	Nickel	66.6	ug/L	10.0	06/16/16 17:47	
EPA 6010	Sodium	471000	ug/L	10000	06/17/16 08:13	
EPA 6010	Total Hardness by 2340B	3030000	ug/L	10000	06/17/16 08:13	
EPA 6010	Zinc	27.9	ug/L	20.0	06/16/16 17:47	
EPA 6020	Arsenic	46.9	ug/L	5.0	06/16/16 17:58	
EPA 6020	Cadmium	0.20	ug/L	0.20	06/16/16 17:58	
EPA 6020	Chromium	12.4	ug/L	5.0	06/16/16 17:58	
EPA 6020	Vanadium	11.6	ug/L	10.0	06/16/16 17:58	N2
SM 2540C	Total Dissolved Solids	4660	mg/L	16.7	06/13/16 10:00	
EPA 410.4	Chemical Oxygen Demand	922	mg/L	10.0	06/17/16 17:04	
EPA 365.1	Phosphorus	0.60	mg/L	0.050	06/21/16 13:51	
SM 4500-NH3 G	Nitrogen, Ammonia	1.0	mg/L	0.10	06/16/16 13:25	
SM 5310C	Total Organic Carbon	191	mg/L	40.0	06/21/16 09:49	
50146462043	**PZ-100-SD**					
	Field pH	7.16	Std. Units		06/10/16 00:00	
	Field Temperature	17.3	deg C		06/10/16 00:00	
	Field Specific Conductance	599	umhos/cm		06/10/16 00:00	
	Field Turbidity	4.82	NTU		06/10/16 00:00	
	Total Well Depth	96.19	feet		06/10/16 00:00	
	Elevation Water Level	454.64	ft/msl		06/10/16 00:00	
	Collar Elevation	485.72	ft/msl		06/10/16 00:00	
	Depth to Water	31.08	feet		06/10/16 00:00	
EPA 9056	Chloride	1.9	mg/L	0.25	06/14/16 04:04	N2
EPA 9056	Fluoride	1.9	mg/L	0.10	06/14/16 04:04	N2
EPA 9056	Sulfate	10.1	mg/L	0.25	06/14/16 04:04	N2
EPA 6010	Barium	302	ug/L	10.0	06/16/16 17:50	
EPA 6010	Calcium	74200	ug/L	500	06/16/16 17:50	
EPA 6010	Iron	618	ug/L	50.0	06/16/16 17:50	
EPA 6010	Magnesium	33800	ug/L	500	06/16/16 17:50	
EPA 6010	Manganese	49.2	ug/L	5.0	06/23/16 08:35	
EPA 6010	Sodium	6920	ug/L	1000	06/16/16 17:50	
EPA 6010	Total Hardness by 2340B	325000	ug/L	1000	06/16/16 17:50	
SM 2540C	Total Dissolved Solids	316	mg/L	10.0	06/13/16 10:00	
SM 4500-NH3 G	Nitrogen, Ammonia	0.35	mg/L	0.10	06/16/16 13:26	
SM 5310C	Total Organic Carbon	15.5	mg/L	2.0	06/21/16 00:20	
50146462044	**PZ-100-SS**					
	Field pH	7.05	Std. Units		06/10/16 00:00	
	Field Temperature	17.3	deg C		06/10/16 00:00	
	Field Specific Conductance	783	umhos/cm		06/10/16 00:00	
	Field Turbidity	6.42	NTU		06/10/16 00:00	
	Total Well Depth	89.09	feet		06/10/16 00:00	
	Elevation Water Level	456.39	ft/msl		06/10/16 00:00	

REPORT OF LABORATORY ANALYSIS

This report shall not be reproduced, except in full,
without the written consent of Pace Analytical Services, Inc..

Pace Analytical
www.pacelabs.com

Pace Analytical Services, Inc.
Not NELAP Accredited
4860 Blazer Parkway
Dublin, OH 43017
(614)486-5421

Pace Analytical Services, Inc.
7726 Moller Road
Indianapolis, IN 46268
(317)228-3100

SUMMARY OF DETECTION

Project: Bridgeton Landfill 2Q 2016 GW
Pace Project No.: 50146462

Lab Sample ID / Method	Client Sample ID / Parameters	Result	Units	Report Limit	Analyzed	Qualifiers
50146462044	**PZ-100-SS**					
	Collar Elevation	485.75	ft/msl		06/10/16 00:00	
	Depth to Water	29.36	feet		06/10/16 00:00	
EPA 9056	Chloride	3.8	mg/L	0.25	06/14/16 04:34	N2
EPA 9056	Fluoride	0.46	mg/L	0.10	06/14/16 04:34	N2
EPA 9056	Sulfate	41.2	mg/L	2.5	06/14/16 04:46	N2
EPA 6010	Barium	64.6	ug/L	10.0	06/16/16 17:53	
EPA 6010	Boron	113	ug/L	100	06/16/16 17:53	
EPA 6010	Calcium	88900	ug/L	500	06/16/16 17:53	
EPA 6010	Magnesium	49500	ug/L	500	06/16/16 17:53	
EPA 6010	Nickel	10.1	ug/L	10.0	06/16/16 17:53	
EPA 6010	Sodium	10900	ug/L	1000	06/16/16 17:53	
EPA 6010	Total Hardness by 2340B	426000	ug/L	1000	06/16/16 17:53	
SM 2540C	Total Dissolved Solids	441	mg/L	10.0	06/13/16 10:01	
SM 5310C	Total Organic Carbon	16.4	mg/L	2.0	06/21/16 00:51	
50146462045	**PZ-205-SS**					
	Field pH	6.99	Std. Units		06/10/16 00:00	
	Field Temperature	20.7	deg C		06/10/16 00:00	
	Field Specific Conductance	877	umhos/cm		06/10/16 00:00	
	Field Turbidity	4.50	NTU		06/10/16 00:00	
	Total Well Depth	93.02	feet		06/10/16 00:00	
	Elevation Water Level	436.78	ft/msl		06/10/16 00:00	
	Collar Elevation	465.83	ft/msl		06/10/16 00:00	
	Depth to Water	29.05	feet		06/10/16 00:00	
EPA 9056	Chloride	35.0	mg/L	2.5	06/14/16 05:12	N2
EPA 9056	Fluoride	0.24	mg/L	0.10	06/14/16 04:59	N2
EPA 9056	Sulfate	56.0	mg/L	2.5	06/14/16 05:12	N2
EPA 6010	Barium	135	ug/L	10.0	06/16/16 18:01	
EPA 6010	Calcium	99300	ug/L	500	06/16/16 18:01	
EPA 6010	Iron	74.8	ug/L	50.0	06/16/16 18:01	
EPA 6010	Magnesium	55100	ug/L	500	06/16/16 18:01	
EPA 6010	Sodium	14700	ug/L	1000	06/16/16 18:01	
EPA 6010	Total Hardness by 2340B	475000	ug/L	1000	06/16/16 18:01	
SM 2540C	Total Dissolved Solids	514	mg/L	10.0	06/13/16 10:01	
SM 5310C	Total Organic Carbon	17.8	mg/L	2.0	06/21/16 01:14	
50146462046	**PZ-209-SS**					
	Field pH	7.26	Std. Units		06/10/16 00:00	
	Field Temperature	15.7	deg C		06/10/16 00:00	
	Field Specific Conductance	691	umhos/cm		06/10/16 00:00	
	Field Turbidity	8.76	NTU		06/10/16 00:00	
	Total Well Depth	99.70	feet		06/10/16 00:00	
	Elevation Water Level	468.56	ft/msl		06/10/16 00:00	
	Collar Elevation	489.68	ft/msl		06/10/16 00:00	
	Depth to Water	21.12	feet		06/10/16 00:00	
EPA 6010	Barium	81.4	ug/L	10.0	06/16/16 17:27	
50146462047	**PZ-211-SS**					
	Field pH	7.21	Std. Units		06/10/16 00:00	

This report shall not be reproduced, except in full,
without the written consent of Pace Analytical Services, Inc.

Pace Analytical
www.pacelabs.com

Pace Analytical Services, Inc.
Not NELAP Accredited
4860 Blazer Parkway
Dublin, OH 43017
(614)486-5421

Pace Analytical Services, Inc.
7726 Moller Road
Indianapolis, IN 46268
(317)228-3100

SUMMARY OF DETECTION

Project: Bridgeton Landfill 2Q 2016 GW
Pace Project No.: 50146462

Lab Sample ID / Method	Client Sample ID / Parameters	Result	Units	Report Limit	Analyzed	Qualifiers
50146462047	**PZ-211-SS**					
	Field Temperature	16.1	deg C		06/10/16 00:00	
	Field Specific Conductance	689	umhos/cm		06/10/16 00:00	
	Field Turbidity	12.01	NTU		06/10/16 00:00	
	Total Well Depth	98.14	feet		06/10/16 00:00	
	Elevation Water Level	467.91	ft/msl		06/10/16 00:00	
	Collar Elevation	487.41	ft/msl		06/10/16 00:00	
	Depth to Water	19.50	feet		06/10/16 00:00	
EPA 6010	Barium	64.2	ug/L	10.0	06/16/16 17:29	
50146462048	**PZ-104-KS**					
	Field pH	7.14	Std. Units		06/10/16 00:00	
	Field Temperature	25.4	deg C		06/10/16 00:00	
	Field Specific Conductance	778	umhos/cm		06/10/16 00:00	
	Field Turbidity	8.44	NTU		06/10/16 00:00	
	Total Well Depth	93.05	feet		06/10/16 00:00	
	Elevation Water Level	467.61	ft/msl		06/10/16 00:00	
	Collar Elevation	483.95	ft/msl		06/10/16 00:00	
	Depth to Water	16.34	feet		06/10/16 00:00	
EPA 6010	Barium	92.8	ug/L	10.0	06/16/16 17:32	
EPA 8260	Benzene	5.8	ug/L	5.0	06/23/16 16:17	
EPA 8260	p-Isopropyltoluene	5.7	ug/L	5.0	06/23/16 16:17	
EPA 8260	Xylene (Total)	6.7	ug/L	5.0	06/23/16 16:17	
50146462049	**PZ-210-SS**					
	Field pH	7.15	Std. Units		06/10/16 00:00	
	Field Temperature	16.6	deg C		06/10/16 00:00	
	Field Specific Conductance	767	umhos/cm		06/10/16 00:00	
	Field Turbidity	2.31	NTU		06/10/16 00:00	
	Total Well Depth	101.51	feet		06/10/16 00:00	
	Elevation Water Level	461.95	ft/msl		06/10/16 00:00	
	Collar Elevation	486.90	ft/msl		06/10/16 00:00	
	Depth to Water	24.95	feet		06/10/16 00:00	
EPA 6010	Barium	81.3	ug/L	10.0	06/16/16 17:35	

This report shall not be reproduced, except in full,
without the written consent of Pace Analytical Services, Inc..

Pace Analytical®
www.pacelabs.com

Pace Analytical Services, Inc.
Not NELAP Accredited
4860 Blazer Parkway
Dublin, OH 43017
(614)486-5421

Pace Analytical Services, Inc.
7726 Moller Road
Indianapolis, IN 46268
(317)228-3100

ANALYTICAL RESULTS

Project: Bridgeton Landfill 2Q 2016 GW
Pace Project No.: 50146462

Sample: PZ-209-SD **Lab ID: 50146462001** Collected: 06/01/16 09:32 Received: 06/03/16 09:15 Matrix: Water

Parameters	Results	Units	Report Limit	DF	Prepared	Analyzed	CAS No.	Qual
Field Data	Analytical Method:							
Field pH	**7.15**	Std. Units		1		06/01/16 00:00		
Field Temperature	**15.9**	deg C		1		06/01/16 00:00		
Field Specific Conductance	**807**	umhos/cm		1		06/01/16 00:00		
Field Turbidity	**0.90**	NTU		1		06/01/16 00:00		
Total Well Depth	**101.44**	feet		1		06/01/16 00:00		
Elevation Water Level	**466.89**	ft/msl		1		06/01/16 00:00		
Collar Elevation	**489.58**	ft/msl		1		06/01/16 00:00		
Depth to Water	**22.69**	feet		1		06/01/16 00:00		
8082 GCS PCB Waters	Analytical Method: EPA 8082 Preparation Method: EPA 3510							
PCB-1221 (Aroclor 1221)	ND	ug/L	0.20	1	06/06/16 15:40	06/06/16 19:35	11104-28-2	
Surrogates								
Tetrachloro-m-xylene (S)	65	%.	10-98	1	06/06/16 15:40	06/06/16 19:35	877-09-8	
9056 IC Anions	Analytical Method: EPA 9056							
Chloride	**9.7**	mg/L	0.25	1		06/04/16 08:35	16887-00-6	N2
Fluoride	**1.7**	mg/L	0.10	1		06/04/16 08:35	16984-48-8	N2
Sulfate	**34.8**	mg/L	2.5	10		06/04/16 09:14	14808-79-8	N2
6010 MET ICP	Analytical Method: EPA 6010 Preparation Method: EPA 3010							
Barium	**49.3**	ug/L	10.0	1	06/10/16 06:25	06/11/16 01:18	7440-39-3	
Boron	**129**	ug/L	100	1	06/10/16 06:25	06/11/16 01:18	7440-42-8	
Calcium	**69200**	ug/L	500	1	06/10/16 06:25	06/11/16 01:18	7440-70-2	
Cobalt	ND	ug/L	5.0	1	06/10/16 06:25	06/11/16 01:18	7440-48-4	
Iron	**938**	ug/L	50.0	1	06/10/16 06:25	06/11/16 01:18	7439-89-6	
Magnesium	**42600**	ug/L	500	1	06/10/16 06:25	06/11/16 01:18	7439-95-4	
Manganese	**116**	ug/L	5.0	1	06/10/16 06:25	06/11/16 01:18	7439-96-5	
Nickel	ND	ug/L	10.0	1	06/10/16 06:25	06/11/16 01:18	7440-02-0	
Sodium	**73000**	ug/L	1000	1	06/10/16 06:25	06/11/16 01:18	7440-23-5	
Total Hardness by 2340B	**348000**	ug/L	1000	1	06/10/16 06:25	06/11/16 01:18		
Zinc	ND	ug/L	20.0	1	06/10/16 06:25	06/11/16 01:18	7440-66-6	
6020 MET ICPMS	Analytical Method: EPA 6020 Preparation Method: EPA 200.2							
Antimony	ND	ug/L	5.0	1	06/07/16 07:20	06/07/16 21:38	7440-36-0	
Arsenic	ND	ug/L	5.0	1	06/07/16 07:20	06/07/16 21:38	7440-38-2	
Beryllium	ND	ug/L	2.0	1	06/07/16 07:20	06/07/16 21:38	7440-41-7	
Cadmium	ND	ug/L	0.20	1	06/07/16 07:20	06/07/16 21:38	7440-43-9	
Chromium	ND	ug/L	5.0	1	06/07/16 07:20	06/07/16 21:38	7440-47-3	
Copper	ND	ug/L	5.0	1	06/07/16 07:20	06/07/16 21:38	7440-50-8	
Lead	ND	ug/L	5.0	1	06/07/16 07:20	06/07/16 21:38	7439-92-1	
Selenium	ND	ug/L	5.0	1	06/07/16 07:20	06/07/16 21:38	7782-49-2	
Silver	ND	ug/L	5.0	1	06/07/16 07:20	06/07/16 21:38	7440-22-4	
Thallium	ND	ug/L	2.0	1	06/07/16 07:20	06/07/16 21:38	7440-28-0	
Vanadium	ND	ug/L	10.0	1	06/07/16 07:20	06/07/16 21:38	7440-62-2	N2

REPORT OF LABORATORY ANALYSIS

This report shall not be reproduced, except in full,
without the written consent of Pace Analytical Services, Inc..

Pace Analytical®
www.pacelabs.com

Pace Analytical Services, Inc.
Not NELAP Accredited
4860 Blazer Parkway
Dublin, OH 43017
(614)486-5421

Pace Analytical Services, Inc.
7726 Moller Road
Indianapolis, IN 46268
(317)228-3100

ANALYTICAL RESULTS

Project: Bridgeton Landfill 2Q 2016 GW
Pace Project No.: 50146462

Sample: PZ-209-SD **Lab ID: 50146462001** Collected: 06/01/16 09:32 Received: 06/03/16 09:15 Matrix: Water

Parameters	Results	Units	Report Limit	DF	Prepared	Analyzed	CAS No.	Qual
7470 Mercury	Analytical Method: EPA 7470 Preparation Method: EPA 7470							
Mercury	ND	ug/L	0.20	1	06/20/16 11:24	06/20/16 19:45	7439-97-6	
8270 Low-volume Full Spike	Analytical Method: EPA 8270 Preparation Method: EPA 3510							
3&4-Methylphenol(m&p Cresol)	ND	ug/L	10.0	1	06/06/16 10:30	06/06/16 18:33		
Phenol	ND	ug/L	10.0	1	06/06/16 10:30	06/06/16 18:33	108-95-2	
Surrogates								
Nitrobenzene-d5 (S)	71	%.	38-124	1	06/06/16 10:30	06/06/16 18:33	4165-60-0	
2-Fluorobiphenyl (S)	64	%.	33-114	1	06/06/16 10:30	06/06/16 18:33	321-60-8	
p-Terphenyl-d14 (S)	72	%.	10-113	1	06/06/16 10:30	06/06/16 18:33	1718-51-0	
Phenol-d5 (S)	29	%.	10-58	1	06/06/16 10:30	06/06/16 18:33	4165-62-2	
2-Fluorophenol (S)	31	%.	11-79	1	06/06/16 10:30	06/06/16 18:33	367-12-4	
2,4,6-Tribromophenol (S)	86	%.	29-158	1	06/06/16 10:30	06/06/16 18:33	118-79-6	
8260 MSV	Analytical Method: EPA 8260							
Acetone	ND	ug/L	10.0	1		06/11/16 11:49	67-64-1	
Acrylonitrile	ND	ug/L	100	1		06/11/16 11:49	107-13-1	
Benzene	ND	ug/L	5.0	1		06/11/16 11:49	71-43-2	
Bromochloromethane	ND	ug/L	5.0	1		06/11/16 11:49	74-97-5	
Bromodichloromethane	ND	ug/L	5.0	1		06/11/16 11:49	75-27-4	
Bromoform	ND	ug/L	5.0	1		06/11/16 11:49	75-25-2	
Bromomethane	ND	ug/L	10.0	1		06/11/16 11:49	74-83-9	
2-Butanone (MEK)	ND	ug/L	10.0	1		06/11/16 11:49	78-93-3	
n-Butyl chloride	ND	ug/L	5.0	1		06/11/16 11:49	109-69-3	
Carbon disulfide	ND	ug/L	10.0	1		06/11/16 11:49	75-15-0	
Carbon tetrachloride	ND	ug/L	5.0	1		06/11/16 11:49	56-23-5	
Chlorobenzene	ND	ug/L	5.0	1		06/11/16 11:49	108-90-7	
Chloroethane	ND	ug/L	10.0	1		06/11/16 11:49	75-00-3	
Chloroform	ND	ug/L	5.0	1		06/11/16 11:49	67-66-3	
Chloromethane	ND	ug/L	10.0	1		06/11/16 11:49	74-87-3	
1,2-Dibromo-3-chloropropane	ND	ug/L	5.0	1		06/11/16 11:49	96-12-8	
Dibromochloromethane	ND	ug/L	5.0	1		06/11/16 11:49	124-48-1	
1,2-Dibromoethane (EDB)	ND	ug/L	5.0	1		06/11/16 11:49	106-93-4	
Dibromomethane	ND	ug/L	10.0	1		06/11/16 11:49	74-95-3	
1,2-Dichlorobenzene	ND	ug/L	5.0	1		06/11/16 11:49	95-50-1	
1,4-Dichlorobenzene	ND	ug/L	5.0	1		06/11/16 11:49	106-46-7	
trans-1,4-Dichloro-2-butene	ND	ug/L	10.0	1		06/11/16 11:49	110-57-6	
1,1-Dichloroethane	ND	ug/L	5.0	1		06/11/16 11:49	75-34-3	
1,2-Dichloroethane	ND	ug/L	5.0	1		06/11/16 11:49	107-06-2	
1,1-Dichloroethene	ND	ug/L	5.0	1		06/11/16 11:49	75-35-4	
cis-1,2-Dichloroethene	ND	ug/L	5.0	1		06/11/16 11:49	156-59-2	
trans-1,2-Dichloroethene	ND	ug/L	5.0	1		06/11/16 11:49	156-60-5	
1,2-Dichloropropane	ND	ug/L	5.0	1		06/11/16 11:49	78-87-5	
cis-1,3-Dichloropropene	ND	ug/L	5.0	1		06/11/16 11:49	10061-01-5	
trans-1,3-Dichloropropene	ND	ug/L	5.0	1		06/11/16 11:49	10061-02-6	
Ethylbenzene	ND	ug/L	5.0	1		06/11/16 11:49	100-41-4	
2-Hexanone	ND	ug/L	10.0	1		06/11/16 11:49	591-78-6	

REPORT OF LABORATORY ANALYSIS

This report shall not be reproduced, except in full,
without the written consent of Pace Analytical Services, Inc..

Pace Analytical®
www.pacelabs.com

Pace Analytical Services, Inc.
Not NELAP Accredited
4860 Blazer Parkway
Dublin, OH 43017
(614)486-5421

Pace Analytical Services, Inc.
7726 Moller Road
Indianapolis, IN 46268
(317)228-3100

ANALYTICAL RESULTS

Project: Bridgeton Landfill 2Q 2016 GW
Pace Project No.: 50146462

Sample: PZ-209-SD **Lab ID: 50146462001** Collected: 06/01/16 09:32 Received: 06/03/16 09:15 Matrix: Water

Parameters	Results	Units	Report Limit	DF	Prepared	Analyzed	CAS No.	Qual
8260 MSV	Analytical Method: EPA 8260							
Iodomethane	ND	ug/L	5.0	1		06/11/16 11:49	74-88-4	
Isopropylbenzene (Cumene)	ND	ug/L	5.0	1		06/11/16 11:49	98-82-8	
p-Isopropyltoluene	ND	ug/L	5.0	1		06/11/16 11:49	99-87-6	
Methylene Chloride	ND	ug/L	5.0	1		06/11/16 11:49	75-09-2	
4-Methyl-2-pentanone (MIBK)	ND	ug/L	10.0	1		06/11/16 11:49	108-10-1	
Methyl-tert-butyl ether	ND	ug/L	5.0	1		06/11/16 11:49	1634-04-4	
Styrene	ND	ug/L	5.0	1		06/11/16 11:49	100-42-5	
1,1,1,2-Tetrachloroethane	ND	ug/L	5.0	1		06/11/16 11:49	630-20-6	
1,1,2,2-Tetrachloroethane	ND	ug/L	5.0	1		06/11/16 11:49	79-34-5	
Tetrachloroethene	ND	ug/L	5.0	1		06/11/16 11:49	127-18-4	
Tetrahydrofuran	ND	ug/L	100	1		06/11/16 11:49	109-99-9	N2
Toluene	ND	ug/L	5.0	1		06/11/16 11:49	108-88-3	
1,1,1-Trichloroethane	ND	ug/L	5.0	1		06/11/16 11:49	71-55-6	
1,1,2-Trichloroethane	ND	ug/L	5.0	1		06/11/16 11:49	79-00-5	
Trichloroethene	ND	ug/L	5.0	1		06/11/16 11:49	79-01-6	
Trichlorofluoromethane	ND	ug/L	10.0	1		06/11/16 11:49	75-69-4	
1,2,3-Trichloropropane	ND	ug/L	5.0	1		06/11/16 11:49	96-18-4	
1,2,4-Trimethylbenzene	ND	ug/L	5.0	1		06/11/16 11:49	95-63-6	
1,3,5-Trimethylbenzene	ND	ug/L	5.0	1		06/11/16 11:49	108-67-8	
Vinyl acetate	ND	ug/L	10.0	1		06/11/16 11:49	108-05-4	
Vinyl chloride	ND	ug/L	2.0	1		06/11/16 11:49	75-01-4	
Xylene (Total)	ND	ug/L	5.0	1		06/11/16 11:49	1330-20-7	
Surrogates								
Dibromofluoromethane (S)	107	%.	84-118	1		06/11/16 11:49	1868-53-7	
4-Bromofluorobenzene (S)	92	%.	79-116	1		06/11/16 11:49	460-00-4	
Toluene-d8 (S)	99	%.	86-110	1		06/11/16 11:49	2037-26-5	
2540C Total Dissolved Solids	Analytical Method: SM 2540C							
Total Dissolved Solids	**416**	mg/L	10.0	1		06/07/16 07:17		
410.4 COD	Analytical Method: EPA 410.4 Preparation Method: EPA 410.4							
Chemical Oxygen Demand	ND	mg/L	10.0	1	06/16/16 09:00	06/16/16 14:03		
4500S2D Sulfide Water	Analytical Method: SM 4500-S2-D							
Sulfide	**1.4**	mg/L	1.0	2		06/03/16 13:51		
353.2 Nitrogen, NO2/NO3 pres.	Analytical Method: EPA 353.2							
Nitrogen, NO2 plus NO3	ND	mg/L	0.10	1		06/08/16 13:44		
365.1 Total Phosphorus	Analytical Method: EPA 365.1 Preparation Method: EPA 365.1							
Phosphorus	ND	mg/L	0.050	1	06/14/16 08:20	06/14/16 11:49	7723-14-0	
4500 Ammonia Water	Analytical Method: SM 4500-NH3 G							
Nitrogen, Ammonia	ND	mg/L	0.10	1		06/15/16 14:47	7664-41-7	

REPORT OF LABORATORY ANALYSIS

This report shall not be reproduced, except in full,
without the written consent of Pace Analytical Services, Inc..

Pace Analytical
www.pacelabs.com

Pace Analytical Services, Inc.
Not NELAP Accredited
4860 Blazer Parkway
Dublin, OH 43017
(614)486-5421

Pace Analytical Services, Inc.
7726 Moller Road
Indianapolis, IN 46268
(317)228-3100

ANALYTICAL RESULTS

Project: Bridgeton Landfill 2Q 2016 GW
Pace Project No.: 50146462

Sample: PZ-209-SD **Lab ID: 50146462001** Collected: 06/01/16 09:32 Received: 06/03/16 09:15 Matrix: Water

Parameters	Results	Units	Report Limit	DF	Prepared	Analyzed	CAS No.	Qual
5310C TOC	Analytical Method: SM 5310C							
Total Organic Carbon	**2.4**	mg/L	2.0	2		06/20/16 11:57	7440-44-0	

Sample: PZ-211-SD **Lab ID: 50146462002** Collected: 06/01/16 11:30 Received: 06/03/16 09:15 Matrix: Water

Parameters	Results	Units	Report Limit	DF	Prepared	Analyzed	CAS No.	Qual
Field Data	Analytical Method:							
Field pH	**7.24**	Std. Units		1		06/01/16 00:00		
Field Temperature	**16.0**	deg C		1		06/01/16 00:00		
Field Specific Conductance	**933**	umhos/cm		1		06/01/16 00:00		
Field Turbidity	**3.40**	NTU		1		06/01/16 00:00		
Total Well Depth	**99.40**	feet		1		06/01/16 00:00		
Elevation Water Level	**466.10**	ft/msl		1		06/01/16 00:00		
Collar Elevation	**487.46**	ft/msl		1		06/01/16 00:00		
Depth to Water	**21.36**	feet		1		06/01/16 00:00		
8082 GCS PCB Waters	Analytical Method: EPA 8082 Preparation Method: EPA 3510							
PCB-1221 (Aroclor 1221)	ND	ug/L	0.20	1	06/06/16 15:40	06/06/16 19:56	11104-28-2	
Surrogates								
Tetrachloro-m-xylene (S)	64	%.	10-98	1	06/06/16 15:40	06/06/16 19:56	877-09-8	
9056 IC Anions	Analytical Method: EPA 9056							
Chloride	**23.6**	mg/L	2.5	10		06/04/16 10:05	16887-00-6	N2
Fluoride	**1.6**	mg/L	0.10	1		06/04/16 09:52	16984-48-8	N2
Sulfate	**67.3**	mg/L	2.5	10		06/04/16 10:05	14808-79-8	N2
6010 MET ICP	Analytical Method: EPA 6010 Preparation Method: EPA 3010							
Barium	**42.0**	ug/L	10.0	1	06/10/16 06:25	06/11/16 01:20	7440-39-3	
Boron	**157**	ug/L	100	1	06/10/16 06:25	06/11/16 01:20	7440-42-8	
Calcium	**55300**	ug/L	500	1	06/10/16 06:25	06/11/16 01:20	7440-70-2	
Cobalt	ND	ug/L	5.0	1	06/10/16 06:25	06/11/16 01:20	7440-48-4	
Iron	**620**	ug/L	50.0	1	06/10/16 06:25	06/11/16 01:20	7439-89-6	
Magnesium	**26900**	ug/L	500	1	06/10/16 06:25	06/11/16 01:20	7439-95-4	
Manganese	**47.4**	ug/L	5.0	1	06/10/16 06:25	06/11/16 01:20	7439-96-5	
Nickel	ND	ug/L	10.0	1	06/10/16 06:25	06/11/16 01:20	7440-02-0	
Sodium	**129000**	ug/L	1000	1	06/10/16 06:25	06/11/16 01:20	7440-23-5	
Total Hardness by 2340B	**249000**	ug/L	1000	1	06/10/16 06:25	06/11/16 01:20		
Zinc	ND	ug/L	20.0	1	06/10/16 06:25	06/11/16 01:20	7440-66-6	
6020 MET ICPMS	Analytical Method: EPA 6020 Preparation Method: EPA 200.2							
Antimony	ND	ug/L	5.0	1	06/07/16 07:20	06/07/16 21:42	7440-36-0	
Arsenic	ND	ug/L	5.0	1	06/07/16 07:20	06/07/16 21:42	7440-38-2	
Beryllium	ND	ug/L	2.0	1	06/07/16 07:20	06/07/16 21:42	7440-41-7	
Cadmium	ND	ug/L	0.20	1	06/07/16 07:20	06/07/16 21:42	7440-43-9	
Chromium	ND	ug/L	5.0	1	06/07/16 07:20	06/07/16 21:42	7440-47-3	

REPORT OF LABORATORY ANALYSIS

This report shall not be reproduced, except in full,
without the written consent of Pace Analytical Services, Inc..

Pace Analytical®
www.pacelabs.com

Pace Analytical Services, Inc.
Not NELAP Accredited
4860 Blazer Parkway
Dublin, OH 43017
(614)486-5421

Pace Analytical Services, Inc.
7726 Moller Road
Indianapolis, IN 46268
(317)228-3100

ANALYTICAL RESULTS

Project: Bridgeton Landfill 2Q 2016 GW
Pace Project No.: 50146462

Sample: PZ-211-SD **Lab ID: 50146462002** Collected: 06/01/16 11:30 Received: 06/03/16 09:15 Matrix: Water

Parameters	Results	Units	Report Limit	DF	Prepared	Analyzed	CAS No.	Qual
6020 MET ICPMS	Analytical Method: EPA 6020 Preparation Method: EPA 200.2							
Copper	ND	ug/L	5.0	1	06/07/16 07:20	06/07/16 21:42	7440-50-8	
Lead	ND	ug/L	5.0	1	06/07/16 07:20	06/07/16 21:42	7439-92-1	
Selenium	ND	ug/L	5.0	1	06/07/16 07:20	06/07/16 21:42	7782-49-2	
Silver	ND	ug/L	5.0	1	06/07/16 07:20	06/07/16 21:42	7440-22-4	
Thallium	ND	ug/L	2.0	1	06/07/16 07:20	06/07/16 21:42	7440-28-0	
Vanadium	ND	ug/L	10.0	1	06/07/16 07:20	06/07/16 21:42	7440-62-2	N2
7470 Mercury	Analytical Method: EPA 7470 Preparation Method: EPA 7470							
Mercury	ND	ug/L	0.20	1	06/20/16 11:24	06/20/16 19:51	7439-97-6	
8270 Low-volume Full Spike	Analytical Method: EPA 8270 Preparation Method: EPA 3510							
3&4-Methylphenol(m&p Cresol)	ND	ug/L	10.0	1	06/06/16 10:30	06/06/16 18:50		
Phenol	ND	ug/L	10.0	1	06/06/16 10:30	06/06/16 18:50	108-95-2	
Surrogates								
Nitrobenzene-d5 (S)	83	%.	38-124	1	06/06/16 10:30	06/06/16 18:50	4165-60-0	
2-Fluorobiphenyl (S)	74	%.	33-114	1	06/06/16 10:30	06/06/16 18:50	321-60-8	
p-Terphenyl-d14 (S)	63	%.	10-113	1	06/06/16 10:30	06/06/16 18:50	1718-51-0	
Phenol-d5 (S)	26	%.	10-58	1	06/06/16 10:30	06/06/16 18:50	4165-62-2	
2-Fluorophenol (S)	37	%.	11-79	1	06/06/16 10:30	06/06/16 18:50	367-12-4	
2,4,6-Tribromophenol (S)	102	%.	29-158	1	06/06/16 10:30	06/06/16 18:50	118-79-6	
8260 MSV	Analytical Method: EPA 8260							
Acetone	ND	ug/L	10.0	1		06/15/16 05:56	67-64-1	
Acrylonitrile	ND	ug/L	100	1		06/15/16 05:56	107-13-1	
Benzene	ND	ug/L	5.0	1		06/15/16 05:56	71-43-2	
Bromochloromethane	ND	ug/L	5.0	1		06/15/16 05:56	74-97-5	
Bromodichloromethane	ND	ug/L	5.0	1		06/15/16 05:56	75-27-4	
Bromoform	ND	ug/L	5.0	1		06/15/16 05:56	75-25-2	
Bromomethane	ND	ug/L	10.0	1		06/15/16 05:56	74-83-9	
2-Butanone (MEK)	ND	ug/L	10.0	1		06/15/16 05:56	78-93-3	
n-Butyl chloride	ND	ug/L	5.0	1		06/15/16 05:56	109-69-3	
Carbon disulfide	ND	ug/L	10.0	1		06/15/16 05:56	75-15-0	
Carbon tetrachloride	ND	ug/L	5.0	1		06/15/16 05:56	56-23-5	
Chlorobenzene	ND	ug/L	5.0	1		06/15/16 05:56	108-90-7	
Chloroethane	ND	ug/L	10.0	1		06/15/16 05:56	75-00-3	
Chloroform	ND	ug/L	5.0	1		06/15/16 05:56	67-66-3	
Chloromethane	ND	ug/L	10.0	1		06/15/16 05:56	74-87-3	
1,2-Dibromo-3-chloropropane	ND	ug/L	5.0	1		06/15/16 05:56	96-12-8	
Dibromochloromethane	ND	ug/L	5.0	1		06/15/16 05:56	124-48-1	
1,2-Dibromoethane (EDB)	ND	ug/L	5.0	1		06/15/16 05:56	106-93-4	
Dibromomethane	ND	ug/L	10.0	1		06/15/16 05:56	74-95-3	
1,2-Dichlorobenzene	ND	ug/L	5.0	1		06/15/16 05:56	95-50-1	
1,4-Dichlorobenzene	ND	ug/L	5.0	1		06/15/16 05:56	106-46-7	
trans-1,4-Dichloro-2-butene	ND	ug/L	10.0	1		06/15/16 05:56	110-57-6	
1,1-Dichloroethane	ND	ug/L	5.0	1		06/15/16 05:56	75-34-3	
1,2-Dichloroethane	ND	ug/L	5.0	1		06/15/16 05:56	107-06-2	

REPORT OF LABORATORY ANALYSIS

This report shall not be reproduced, except in full,
without the written consent of Pace Analytical Services, Inc..

Pace Analytical®
www.pacelabs.com

Pace Analytical Services, Inc.
Not NELAP Accredited
4860 Blazer Parkway
Dublin, OH 43017
(614)486-5421

Pace Analytical Services, Inc.
7726 Moller Road
Indianapolis, IN 46268
(317)228-3100

ANALYTICAL RESULTS

Project: Bridgeton Landfill 2Q 2016 GW
Pace Project No.: 50146462

Sample: PZ-211-SD **Lab ID: 50146462002** Collected: 06/01/16 11:30 Received: 06/03/16 09:15 Matrix: Water

Parameters	Results	Units	Report Limit	DF	Prepared	Analyzed	CAS No.	Qual
8260 MSV	Analytical Method: EPA 8260							
1,1-Dichloroethene	ND	ug/L	5.0	1		06/15/16 05:56	75-35-4	
cis-1,2-Dichloroethene	ND	ug/L	5.0	1		06/15/16 05:56	156-59-2	
trans-1,2-Dichloroethene	ND	ug/L	5.0	1		06/15/16 05:56	156-60-5	
1,2-Dichloropropane	ND	ug/L	5.0	1		06/15/16 05:56	78-87-5	
cis-1,3-Dichloropropene	ND	ug/L	5.0	1		06/15/16 05:56	10061-01-5	
trans-1,3-Dichloropropene	ND	ug/L	5.0	1		06/15/16 05:56	10061-02-6	
Ethylbenzene	ND	ug/L	5.0	1		06/15/16 05:56	100-41-4	
2-Hexanone	ND	ug/L	10.0	1		06/15/16 05:56	591-78-6	
Iodomethane	ND	ug/L	5.0	1		06/15/16 05:56	74-88-4	
Isopropylbenzene (Cumene)	ND	ug/L	5.0	1		06/15/16 05:56	98-82-8	
p-Isopropyltoluene	ND	ug/L	5.0	1		06/15/16 05:56	99-87-6	
Methylene Chloride	ND	ug/L	5.0	1		06/15/16 05:56	75-09-2	
4-Methyl-2-pentanone (MIBK)	ND	ug/L	10.0	1		06/15/16 05:56	108-10-1	
Methyl-tert-butyl ether	ND	ug/L	5.0	1		06/15/16 05:56	1634-04-4	
Styrene	ND	ug/L	5.0	1		06/15/16 05:56	100-42-5	
1,1,1,2-Tetrachloroethane	ND	ug/L	5.0	1		06/15/16 05:56	630-20-6	
1,1,2,2-Tetrachloroethane	ND	ug/L	5.0	1		06/15/16 05:56	79-34-5	
Tetrachloroethene	ND	ug/L	5.0	1		06/15/16 05:56	127-18-4	
Tetrahydrofuran	ND	ug/L	100	1		06/15/16 05:56	109-99-9	N2
Toluene	ND	ug/L	5.0	1		06/15/16 05:56	108-88-3	
1,1,1-Trichloroethane	ND	ug/L	5.0	1		06/15/16 05:56	71-55-6	
1,1,2-Trichloroethane	ND	ug/L	5.0	1		06/15/16 05:56	79-00-5	
Trichloroethene	ND	ug/L	5.0	1		06/15/16 05:56	79-01-6	
Trichlorofluoromethane	ND	ug/L	10.0	1		06/15/16 05:56	75-69-4	
1,2,3-Trichloropropane	ND	ug/L	5.0	1		06/15/16 05:56	96-18-4	
1,2,4-Trimethylbenzene	ND	ug/L	5.0	1		06/15/16 05:56	95-63-6	
1,3,5-Trimethylbenzene	ND	ug/L	5.0	1		06/15/16 05:56	108-67-8	
Vinyl acetate	ND	ug/L	10.0	1		06/15/16 05:56	108-05-4	
Vinyl chloride	ND	ug/L	2.0	1		06/15/16 05:56	75-01-4	
Xylene (Total)	ND	ug/L	5.0	1		06/15/16 05:56	1330-20-7	
Surrogates								
Dibromofluoromethane (S)	97	%.	84-118	1		06/15/16 05:56	1868-53-7	
4-Bromofluorobenzene (S)	89	%.	79-116	1		06/15/16 05:56	460-00-4	
Toluene-d8 (S)	97	%.	86-110	1		06/15/16 05:56	2037-26-5	
2540C Total Dissolved Solids	Analytical Method: SM 2540C							
Total Dissolved Solids	**530**	mg/L	10.0	1		06/07/16 07:17		
410.4 COD	Analytical Method: EPA 410.4 Preparation Method: EPA 410.4							
Chemical Oxygen Demand	**13.5**	mg/L	10.0	1	06/16/16 09:00	06/16/16 14:03		
4500S2D Sulfide Water	Analytical Method: SM 4500-S2-D							
Sulfide	**2.0**	mg/L	1.0	5		06/03/16 13:52		
353.2 Nitrogen, NO2/NO3 pres.	Analytical Method: EPA 353.2							
Nitrogen, NO2 plus NO3	ND	mg/L	0.10	1		06/08/16 13:45		

REPORT OF LABORATORY ANALYSIS

This report shall not be reproduced, except in full,
without the written consent of Pace Analytical Services, Inc..

Pace Analytical®
www.pacelabs.com

Pace Analytical Services, Inc.
Not NELAP Accredited
4860 Blazer Parkway
Dublin, OH 43017
(614)486-5421

Pace Analytical Services, Inc.
7726 Moller Road
Indianapolis, IN 46268
(317)228-3100

ANALYTICAL RESULTS

Project: Bridgeton Landfill 2Q 2016 GW
Pace Project No.: 50146462

Sample: PZ-211-SD **Lab ID: 50146462002** Collected: 06/01/16 11:30 Received: 06/03/16 09:15 Matrix: Water

Parameters	Results	Units	Report Limit	DF	Prepared	Analyzed	CAS No.	Qual
365.1 Total Phosphorus	Analytical Method: EPA 365.1 Preparation Method: EPA 365.1							
Phosphorus	**0.057**	mg/L	0.050	1	06/14/16 08:20	06/14/16 11:50	7723-14-0	
4500 Ammonia Water	Analytical Method: SM 4500-NH3 G							
Nitrogen, Ammonia	**0.51**	mg/L	0.10	1		06/15/16 14:48	7664-41-7	
5310C TOC	Analytical Method: SM 5310C							
Total Organic Carbon	**4.7**	mg/L	1.0	1		06/13/16 21:43	7440-44-0	

Sample: PZ-210-SD **Lab ID: 50146462003** Collected: 06/01/16 14:11 Received: 06/03/16 09:15 Matrix: Water

Parameters	Results	Units	Report Limit	DF	Prepared	Analyzed	CAS No.	Qual
Field Data	Analytical Method:							
Field pH	**7.06**	Std. Units		1		06/01/16 00:00		
Field Temperature	**17.9**	deg C		1		06/01/16 00:00		
Field Specific Conductance	**968**	umhos/cm		1		06/01/16 00:00		
Field Turbidity	**0.90**	NTU		1		06/01/16 00:00		
Total Well Depth	**101.55**	feet		1		06/01/16 00:00		
Elevation Water Level	**461.23**	ft/msl		1		06/01/16 00:00		
Collar Elevation	**487.00**	ft/msl		1		06/01/16 00:00		
Depth to Water	**25.77**	feet		1		06/01/16 00:00		
8082 GCS PCB Waters	Analytical Method: EPA 8082 Preparation Method: EPA 3510							
PCB-1221 (Aroclor 1221)	ND	ug/L	0.20	1	06/06/16 15:40	06/06/16 20:17	11104-28-2	
Surrogates								
Tetrachloro-m-xylene (S)	79	%.	10-98	1	06/06/16 15:40	06/06/16 20:17	877-09-8	
9056 IC Anions	Analytical Method: EPA 9056							
Chloride	**43.2**	mg/L	2.5	10		06/07/16 14:31	16887-00-6	N2
Fluoride	**1.5**	mg/L	0.10	1		06/07/16 14:18	16984-48-8	N2
Sulfate	**38.1**	mg/L	2.5	10		06/07/16 14:31	14808-79-8	N2
6010 MET ICP	Analytical Method: EPA 6010 Preparation Method: EPA 3010							
Barium	**73.1**	ug/L	10.0	1	06/10/16 06:25	06/11/16 01:41	7440-39-3	
Boron	**205**	ug/L	100	1	06/10/16 06:25	06/11/16 01:41	7440-42-8	
Calcium	**76000**	ug/L	500	1	06/10/16 06:25	06/11/16 01:41	7440-70-2	
Cobalt	ND	ug/L	5.0	1	06/10/16 06:25	06/11/16 01:41	7440-48-4	
Iron	**3360**	ug/L	50.0	1	06/10/16 06:25	06/11/16 01:41	7439-89-6	
Magnesium	**47600**	ug/L	500	1	06/10/16 06:25	06/11/16 01:41	7439-95-4	
Manganese	**91.6**	ug/L	5.0	1	06/10/16 06:25	06/11/16 01:41	7439-96-5	
Nickel	ND	ug/L	10.0	1	06/10/16 06:25	06/11/16 01:41	7440-02-0	
Sodium	**73800**	ug/L	1000	1	06/10/16 06:25	06/11/16 01:41	7440-23-5	
Total Hardness by 2340B	**386000**	ug/L	1000	1	06/10/16 06:25	06/11/16 01:41		
Zinc	ND	ug/L	20.0	1	06/10/16 06:25	06/11/16 01:41	7440-66-6	

This report shall not be reproduced, except in full,
without the written consent of Pace Analytical Services, Inc..

Pace Analytical®
www.pacelabs.com

Pace Analytical Services, Inc.
Not NELAP Accredited
4860 Blazer Parkway
Dublin, OH 43017
(614)486-5421

Pace Analytical Services, Inc.
7726 Moller Road
Indianapolis, IN 46268
(317)228-3100

ANALYTICAL RESULTS

Project: Bridgeton Landfill 2Q 2016 GW
Pace Project No.: 50146462

Sample: PZ-210-SD **Lab ID: 50146462003** Collected: 06/01/16 14:11 Received: 06/03/16 09:15 Matrix: Water

Parameters	Results	Units	Report Limit	DF	Prepared	Analyzed	CAS No.	Qual
6020 MET ICPMS	Analytical Method: EPA 6020 Preparation Method: EPA 200.2							
Antimony	ND	ug/L	5.0	1	06/07/16 07:20	06/07/16 21:47	7440-36-0	
Arsenic	ND	ug/L	5.0	1	06/07/16 07:20	06/07/16 21:47	7440-38-2	
Beryllium	ND	ug/L	2.0	1	06/07/16 07:20	06/07/16 21:47	7440-41-7	
Cadmium	ND	ug/L	0.20	1	06/07/16 07:20	06/07/16 21:47	7440-43-9	
Chromium	ND	ug/L	5.0	1	06/07/16 07:20	06/07/16 21:47	7440-47-3	
Copper	ND	ug/L	5.0	1	06/07/16 07:20	06/07/16 21:47	7440-50-8	
Lead	ND	ug/L	5.0	1	06/07/16 07:20	06/07/16 21:47	7439-92-1	
Selenium	ND	ug/L	5.0	1	06/07/16 07:20	06/07/16 21:47	7782-49-2	
Silver	ND	ug/L	5.0	1	06/07/16 07:20	06/07/16 21:47	7440-22-4	
Thallium	ND	ug/L	2.0	1	06/07/16 07:20	06/07/16 21:47	7440-28-0	
Vanadium	ND	ug/L	10.0	1	06/07/16 07:20	06/07/16 21:47	7440-62-2	N2
7470 Mercury	Analytical Method: EPA 7470 Preparation Method: EPA 7470							
Mercury	ND	ug/L	0.20	1	06/20/16 11:24	06/20/16 19:53	7439-97-6	
8270 Low-volume Full Spike	Analytical Method: EPA 8270 Preparation Method: EPA 3510							
3&4-Methylphenol(m&p Cresol)	ND	ug/L	10.0	1	06/06/16 10:30	06/06/16 19:07		
Phenol	ND	ug/L	10.0	1	06/06/16 10:30	06/06/16 19:07	108-95-2	
Surrogates								
Nitrobenzene-d5 (S)	71	%.	38-124	1	06/06/16 10:30	06/06/16 19:07	4165-60-0	
2-Fluorobiphenyl (S)	61	%.	33-114	1	06/06/16 10:30	06/06/16 19:07	321-60-8	
p-Terphenyl-d14 (S)	51	%.	10-113	1	06/06/16 10:30	06/06/16 19:07	1718-51-0	
Phenol-d5 (S)	22	%.	10-58	1	06/06/16 10:30	06/06/16 19:07	4165-62-2	
2-Fluorophenol (S)	33	%.	11-79	1	06/06/16 10:30	06/06/16 19:07	367-12-4	
2,4,6-Tribromophenol (S)	97	%.	29-158	1	06/06/16 10:30	06/06/16 19:07	118-79-6	
8260 MSV	Analytical Method: EPA 8260							
Acetone	ND	ug/L	10.0	1		06/11/16 10:59	67-64-1	
Acrylonitrile	ND	ug/L	100	1		06/11/16 10:59	107-13-1	
Benzene	ND	ug/L	5.0	1		06/11/16 10:59	71-43-2	
Bromochloromethane	ND	ug/L	5.0	1		06/11/16 10:59	74-97-5	
Bromodichloromethane	ND	ug/L	5.0	1		06/11/16 10:59	75-27-4	
Bromoform	ND	ug/L	5.0	1		06/11/16 10:59	75-25-2	
Bromomethane	ND	ug/L	10.0	1		06/11/16 10:59	74-83-9	
2-Butanone (MEK)	ND	ug/L	10.0	1		06/11/16 10:59	78-93-3	
n-Butyl chloride	ND	ug/L	5.0	1		06/11/16 10:59	109-69-3	
Carbon disulfide	ND	ug/L	10.0	1		06/11/16 10:59	75-15-0	
Carbon tetrachloride	ND	ug/L	5.0	1		06/11/16 10:59	56-23-5	
Chlorobenzene	ND	ug/L	5.0	1		06/11/16 10:59	108-90-7	
Chloroethane	ND	ug/L	10.0	1		06/11/16 10:59	75-00-3	
Chloroform	ND	ug/L	5.0	1		06/11/16 10:59	67-66-3	
Chloromethane	ND	ug/L	10.0	1		06/11/16 10:59	74-87-3	
1,2-Dibromo-3-chloropropane	ND	ug/L	5.0	1		06/11/16 10:59	96-12-8	
Dibromochloromethane	ND	ug/L	5.0	1		06/11/16 10:59	124-48-1	
1,2-Dibromoethane (EDB)	ND	ug/L	5.0	1		06/11/16 10:59	106-93-4	
Dibromomethane	ND	ug/L	10.0	1		06/11/16 10:59	74-95-3	

REPORT OF LABORATORY ANALYSIS

This report shall not be reproduced, except in full,
without the written consent of Pace Analytical Services, Inc..

Pace Analytical
www.pacelabs.com

Pace Analytical Services, Inc.
Not NELAP Accredited
4860 Blazer Parkway
Dublin, OH 43017
(614)486-5421

Pace Analytical Services, Inc.
7726 Moller Road
Indianapolis, IN 46268
(317)228-3100

ANALYTICAL RESULTS

Project: Bridgeton Landfill 2Q 2016 GW
Pace Project No.: 50146462

Sample: PZ-210-SD **Lab ID: 50146462003** Collected: 06/01/16 14:11 Received: 06/03/16 09:15 Matrix: Water

Parameters	Results	Units	Report Limit	DF	Prepared	Analyzed	CAS No.	Qual
8260 MSV	Analytical Method: EPA 8260							
1,2-Dichlorobenzene	ND	ug/L	5.0	1		06/11/16 10:59	95-50-1	
1,4-Dichlorobenzene	ND	ug/L	5.0	1		06/11/16 10:59	106-46-7	
trans-1,4-Dichloro-2-butene	ND	ug/L	10.0	1		06/11/16 10:59	110-57-6	
1,1-Dichloroethane	ND	ug/L	5.0	1		06/11/16 10:59	75-34-3	
1,2-Dichloroethane	ND	ug/L	5.0	1		06/11/16 10:59	107-06-2	
1,1-Dichloroethene	ND	ug/L	5.0	1		06/11/16 10:59	75-35-4	
cis-1,2-Dichloroethene	ND	ug/L	5.0	1		06/11/16 10:59	156-59-2	
trans-1,2-Dichloroethene	ND	ug/L	5.0	1		06/11/16 10:59	156-60-5	
1,2-Dichloropropane	ND	ug/L	5.0	1		06/11/16 10:59	78-87-5	
cis-1,3-Dichloropropene	ND	ug/L	5.0	1		06/11/16 10:59	10061-01-5	
trans-1,3-Dichloropropene	ND	ug/L	5.0	1		06/11/16 10:59	10061-02-6	
Ethylbenzene	ND	ug/L	5.0	1		06/11/16 10:59	100-41-4	
2-Hexanone	ND	ug/L	10.0	1		06/11/16 10:59	591-78-6	
Iodomethane	ND	ug/L	5.0	1		06/11/16 10:59	74-88-4	
Isopropylbenzene (Cumene)	ND	ug/L	5.0	1		06/11/16 10:59	98-82-8	
p-Isopropyltoluene	ND	ug/L	5.0	1		06/11/16 10:59	99-87-6	
Methylene Chloride	ND	ug/L	5.0	1		06/11/16 10:59	75-09-2	
4-Methyl-2-pentanone (MIBK)	ND	ug/L	10.0	1		06/11/16 10:59	108-10-1	
Methyl-tert-butyl ether	ND	ug/L	5.0	1		06/11/16 10:59	1634-04-4	
Styrene	ND	ug/L	5.0	1		06/11/16 10:59	100-42-5	
1,1,1,2-Tetrachloroethane	ND	ug/L	5.0	1		06/11/16 10:59	630-20-6	
1,1,2,2-Tetrachloroethane	ND	ug/L	5.0	1		06/11/16 10:59	79-34-5	
Tetrachloroethene	ND	ug/L	5.0	1		06/11/16 10:59	127-18-4	
Tetrahydrofuran	ND	ug/L	100	1		06/11/16 10:59	109-99-9	N2
Toluene	ND	ug/L	5.0	1		06/11/16 10:59	108-88-3	
1,1,1-Trichloroethane	ND	ug/L	5.0	1		06/11/16 10:59	71-55-6	
1,1,2-Trichloroethane	ND	ug/L	5.0	1		06/11/16 10:59	79-00-5	
Trichloroethene	ND	ug/L	5.0	1		06/11/16 10:59	79-01-6	
Trichlorofluoromethane	ND	ug/L	10.0	1		06/11/16 10:59	75-69-4	
1,2,3-Trichloropropane	ND	ug/L	5.0	1		06/11/16 10:59	96-18-4	
1,2,4-Trimethylbenzene	ND	ug/L	5.0	1		06/11/16 10:59	95-63-6	
1,3,5-Trimethylbenzene	ND	ug/L	5.0	1		06/11/16 10:59	108-67-8	
Vinyl acetate	ND	ug/L	10.0	1		06/11/16 10:59	108-05-4	
Vinyl chloride	ND	ug/L	2.0	1		06/11/16 10:59	75-01-4	
Xylene (Total)	ND	ug/L	5.0	1		06/11/16 10:59	1330-20-7	
Surrogates								
Dibromofluoromethane (S)	104	%.	84-118	1		06/11/16 10:59	1868-53-7	
4-Bromofluorobenzene (S)	93	%.	79-116	1		06/11/16 10:59	460-00-4	
Toluene-d8 (S)	98	%.	86-110	1		06/11/16 10:59	2037-26-5	
2540C Total Dissolved Solids	Analytical Method: SM 2540C							
Total Dissolved Solids	**506**	mg/L	10.0	1		06/07/16 07:22		
410.4 COD	Analytical Method: EPA 410.4 Preparation Method: EPA 410.4							
Chemical Oxygen Demand	**33.5**	mg/L	10.0	1	06/16/16 09:00	06/16/16 14:03		

REPORT OF LABORATORY ANALYSIS

This report shall not be reproduced, except in full,
without the written consent of Pace Analytical Services, Inc..

Pace Analytical
www.pacelabs.com

Pace Analytical Services, Inc.
Not NELAP Accredited
4860 Blazer Parkway
Dublin, OH 43017
(614)486-5421

Pace Analytical Services, Inc.
7726 Moller Road
Indianapolis, IN 46268
(317)228-3100

ANALYTICAL RESULTS

Project: Bridgeton Landfill 2Q 2016 GW
Pace Project No.: 50146462

Sample: PZ-210-SD **Lab ID: 50146462003** Collected: 06/01/16 14:11 Received: 06/03/16 09:15 Matrix: Water

Parameters	Results	Units	Report Limit	DF	Prepared	Analyzed	CAS No.	Qual
4500S2D Sulfide Water	Analytical Method: SM 4500-S2-D							
Sulfide	ND	mg/L	1.0	1		06/03/16 13:52		
353.2 Nitrogen, NO2/NO3 pres.	Analytical Method: EPA 353.2							
Nitrogen, NO2 plus NO3	ND	mg/L	0.10	1		06/08/16 13:47		
365.1 Total Phosphorus	Analytical Method: EPA 365.1 Preparation Method: EPA 365.1							
Phosphorus	**0.052**	mg/L	0.050	1	06/14/16 08:20	06/14/16 11:51	7723-14-0	
4500 Ammonia Water	Analytical Method: SM 4500-NH3 G							
Nitrogen, Ammonia	**2.5**	mg/L	0.10	1		06/15/16 14:49	7664-41-7	
5310C TOC	Analytical Method: SM 5310C							
Total Organic Carbon	**13.8**	mg/L	1.0	1		06/13/16 22:15	7440-44-0	

Sample: PZ-116-SS **Lab ID: 50146462004** Collected: 06/01/16 16:02 Received: 06/03/16 09:15 Matrix: Water

Parameters	Results	Units	Report Limit	DF	Prepared	Analyzed	CAS No.	Qual
Field Data	Analytical Method:							
Field pH	**7.40**	Std. Units		1		06/01/16 00:00		
Field Temperature	**23.7**	deg C		1		06/01/16 00:00		
Field Specific Conductance	**607**	umhos/cm		1		06/01/16 00:00		
Field Turbidity	**5.83**	NTU		1		06/01/16 00:00		
Total Well Depth	**142.74**	feet		1		06/01/16 00:00		
Elevation Water Level	**471.47**	ft/msl		1		06/01/16 00:00		
Collar Elevation	**478.21**	ft/msl		1		06/01/16 00:00		
Depth to Water	**6.74**	feet		1		06/01/16 00:00		
9056 IC Anions	Analytical Method: EPA 9056							
Chloride	**3.6**	mg/L	0.25	1		06/07/16 14:44	16887-00-6	N2
Fluoride	**2.4**	mg/L	0.10	1		06/07/16 14:44	16984-48-8	N2
Sulfate	**34.0**	mg/L	2.5	10		06/07/16 15:00	14808-79-8	N2
6010 MET ICP	Analytical Method: EPA 6010 Preparation Method: EPA 3010							
Barium	**82.7**	ug/L	10.0	1	06/10/16 06:25	06/11/16 01:43	7440-39-3	
Boron	**366**	ug/L	100	1	06/10/16 06:25	06/11/16 01:43	7440-42-8	
Calcium	**46400**	ug/L	500	1	06/10/16 06:25	06/11/16 01:43	7440-70-2	
Cobalt	ND	ug/L	5.0	1	06/10/16 06:25	06/11/16 01:43	7440-48-4	
Iron	**239**	ug/L	50.0	1	06/10/16 06:25	06/11/16 01:43	7439-89-6	
Magnesium	**33700**	ug/L	500	1	06/10/16 06:25	06/11/16 01:43	7439-95-4	
Manganese	**33.1**	ug/L	5.0	1	06/10/16 06:25	06/11/16 01:43	7439-96-5	
Nickel	ND	ug/L	10.0	1	06/10/16 06:25	06/11/16 01:43	7440-02-0	
Sodium	**41300**	ug/L	1000	1	06/10/16 06:25	06/11/16 01:43	7440-23-5	
Total Hardness by 2340B	**255000**	ug/L	1000	1	06/10/16 06:25	06/11/16 01:43		
Zinc	ND	ug/L	20.0	1	06/10/16 06:25	06/11/16 01:43	7440-66-6	

REPORT OF LABORATORY ANALYSIS

This report shall not be reproduced, except in full,
without the written consent of Pace Analytical Services, Inc..

Pace Analytical
www.pacelabs.com

Pace Analytical Services, Inc.
Not NELAP Accredited
4860 Blazer Parkway
Dublin, OH 43017
(614)486-5421

Pace Analytical Services, Inc.
7726 Moller Road
Indianapolis, IN 46268
(317)228-3100

ANALYTICAL RESULTS

Project: Bridgeton Landfill 2Q 2016 GW
Pace Project No.: 50146462

Sample: PZ-116-SS **Lab ID: 50146462004** Collected: 06/01/16 16:02 Received: 06/03/16 09:15 Matrix: Water

Parameters	Results	Units	Report Limit	DF	Prepared	Analyzed	CAS No.	Qual
6020 MET ICPMS	Analytical Method: EPA 6020 Preparation Method: EPA 200.2							
Antimony	ND	ug/L	5.0	1	06/07/16 07:20	06/07/16 21:06	7440-36-0	
Arsenic	ND	ug/L	5.0	1	06/07/16 07:20	06/07/16 21:06	7440-38-2	
Beryllium	ND	ug/L	2.0	1	06/07/16 07:20	06/07/16 21:06	7440-41-7	
Cadmium	ND	ug/L	0.20	1	06/07/16 07:20	06/07/16 21:06	7440-43-9	
Chromium	ND	ug/L	5.0	1	06/07/16 07:20	06/07/16 21:06	7440-47-3	
Copper	ND	ug/L	5.0	1	06/07/16 07:20	06/07/16 21:06	7440-50-8	
Lead	ND	ug/L	5.0	1	06/07/16 07:20	06/07/16 21:06	7439-92-1	
Selenium	ND	ug/L	5.0	1	06/07/16 07:20	06/07/16 21:06	7782-49-2	
Silver	ND	ug/L	5.0	1	06/07/16 07:20	06/07/16 21:06	7440-22-4	
Thallium	ND	ug/L	2.0	1	06/07/16 07:20	06/07/16 21:06	7440-28-0	
Vanadium	ND	ug/L	10.0	1	06/07/16 07:20	06/07/16 21:06	7440-62-2	N2
7470 Mercury	Analytical Method: EPA 7470 Preparation Method: EPA 7470							
Mercury	ND	ug/L	0.20	1	06/20/16 11:24	06/20/16 19:55	7439-97-6	
8260 MSV	Analytical Method: EPA 8260							
Acetone	ND	ug/L	10.0	1		06/15/16 07:05	67-64-1	
Acrylonitrile	ND	ug/L	100	1		06/15/16 07:05	107-13-1	
Benzene	ND	ug/L	5.0	1		06/15/16 07:05	71-43-2	
Bromochloromethane	ND	ug/L	5.0	1		06/15/16 07:05	74-97-5	
Bromodichloromethane	ND	ug/L	5.0	1		06/15/16 07:05	75-27-4	
Bromoform	ND	ug/L	5.0	1		06/15/16 07:05	75-25-2	
Bromomethane	ND	ug/L	10.0	1		06/15/16 07:05	74-83-9	
2-Butanone (MEK)	ND	ug/L	10.0	1		06/15/16 07:05	78-93-3	
Carbon disulfide	ND	ug/L	10.0	1		06/15/16 07:05	75-15-0	
Carbon tetrachloride	ND	ug/L	5.0	1		06/15/16 07:05	56-23-5	
Chlorobenzene	ND	ug/L	5.0	1		06/15/16 07:05	108-90-7	
Chloroethane	ND	ug/L	10.0	1		06/15/16 07:05	75-00-3	
Chloroform	ND	ug/L	5.0	1		06/15/16 07:05	67-66-3	
Chloromethane	ND	ug/L	10.0	1		06/15/16 07:05	74-87-3	
1,2-Dibromo-3-chloropropane	ND	ug/L	5.0	1		06/15/16 07:05	96-12-8	
Dibromochloromethane	ND	ug/L	5.0	1		06/15/16 07:05	124-48-1	
1,2-Dibromoethane (EDB)	ND	ug/L	5.0	1		06/15/16 07:05	106-93-4	
Dibromomethane	ND	ug/L	10.0	1		06/15/16 07:05	74-95-3	
1,2-Dichlorobenzene	ND	ug/L	5.0	1		06/15/16 07:05	95-50-1	
1,4-Dichlorobenzene	ND	ug/L	5.0	1		06/15/16 07:05	106-46-7	
trans-1,4-Dichloro-2-butene	ND	ug/L	10.0	1		06/15/16 07:05	110-57-6	
1,1-Dichloroethane	ND	ug/L	5.0	1		06/15/16 07:05	75-34-3	
1,2-Dichloroethane	ND	ug/L	5.0	1		06/15/16 07:05	107-06-2	
1,1-Dichloroethene	ND	ug/L	5.0	1		06/15/16 07:05	75-35-4	
cis-1,2-Dichloroethene	ND	ug/L	5.0	1		06/15/16 07:05	156-59-2	
trans-1,2-Dichloroethene	ND	ug/L	5.0	1		06/15/16 07:05	156-60-5	
1,2-Dichloropropane	ND	ug/L	5.0	1		06/15/16 07:05	78-87-5	
cis-1,3-Dichloropropene	ND	ug/L	5.0	1		06/15/16 07:05	10061-01-5	
trans-1,3-Dichloropropene	ND	ug/L	5.0	1		06/15/16 07:05	10061-02-6	
Ethylbenzene	ND	ug/L	5.0	1		06/15/16 07:05	100-41-4	

REPORT OF LABORATORY ANALYSIS

This report shall not be reproduced, except in full,
without the written consent of Pace Analytical Services, Inc.

Pace Analytical®
www.pacelabs.com

Pace Analytical Services, Inc.
Not NELAP Accredited
4860 Blazer Parkway
Dublin, OH 43017
(614)486-5421

Pace Analytical Services, Inc.
7726 Moller Road
Indianapolis, IN 46268
(317)228-3100

ANALYTICAL RESULTS

Project: Bridgeton Landfill 2Q 2016 GW
Pace Project No.: 50146462

Sample: PZ-116-SS **Lab ID: 50146462004** Collected: 06/01/16 16:02 Received: 06/03/16 09:15 Matrix: Water

Parameters	Results	Units	Report Limit	DF	Prepared	Analyzed	CAS No.	Qual
8260 MSV	Analytical Method: EPA 8260							
2-Hexanone	ND	ug/L	10.0	1		06/15/16 07:05	591-78-6	
Iodomethane	ND	ug/L	5.0	1		06/15/16 07:05	74-88-4	
Methylene Chloride	ND	ug/L	5.0	1		06/15/16 07:05	75-09-2	
4-Methyl-2-pentanone (MIBK)	ND	ug/L	10.0	1		06/15/16 07:05	108-10-1	
Styrene	ND	ug/L	5.0	1		06/15/16 07:05	100-42-5	
1,1,1,2-Tetrachloroethane	ND	ug/L	5.0	1		06/15/16 07:05	630-20-6	
1,1,2,2-Tetrachloroethane	ND	ug/L	5.0	1		06/15/16 07:05	79-34-5	
Tetrachloroethene	ND	ug/L	5.0	1		06/15/16 07:05	127-18-4	
Toluene	ND	ug/L	5.0	1		06/15/16 07:05	108-88-3	
1,1,1-Trichloroethane	ND	ug/L	5.0	1		06/15/16 07:05	71-55-6	
1,1,2-Trichloroethane	ND	ug/L	5.0	1		06/15/16 07:05	79-00-5	
Trichloroethene	ND	ug/L	5.0	1		06/15/16 07:05	79-01-6	
Trichlorofluoromethane	ND	ug/L	10.0	1		06/15/16 07:05	75-69-4	
1,2,3-Trichloropropane	ND	ug/L	5.0	1		06/15/16 07:05	96-18-4	
Vinyl acetate	ND	ug/L	10.0	1		06/15/16 07:05	108-05-4	
Vinyl chloride	ND	ug/L	2.0	1		06/15/16 07:05	75-01-4	
Xylene (Total)	ND	ug/L	5.0	1		06/15/16 07:05	1330-20-7	
Surrogates								
Dibromofluoromethane (S)	99	%.	84-118	1		06/15/16 07:05	1868-53-7	
4-Bromofluorobenzene (S)	90	%.	79-116	1		06/15/16 07:05	460-00-4	
Toluene-d8 (S)	96	%.	86-110	1		06/15/16 07:05	2037-26-5	
2540C Total Dissolved Solids	Analytical Method: SM 2540C							
Total Dissolved Solids	**307**	mg/L	10.0	1		06/07/16 07:22		
410.4 COD	Analytical Method: EPA 410.4 Preparation Method: EPA 410.4							
Chemical Oxygen Demand	ND	mg/L	10.0	1	06/16/16 09:00	06/16/16 14:03		
353.2 Nitrogen, NO2/NO3 pres.	Analytical Method: EPA 353.2							
Nitrogen, NO2 plus NO3	**0.13**	mg/L	0.10	1		06/08/16 13:49		
365.1 Total Phosphorus	Analytical Method: EPA 365.1 Preparation Method: EPA 365.1							
Phosphorus	**0.14**	mg/L	0.050	1	06/14/16 08:20	06/14/16 11:52	7723-14-0	
4500 Ammonia Water	Analytical Method: SM 4500-NH3 G							
Nitrogen, Ammonia	ND	mg/L	0.10	1		06/15/16 14:52	7664-41-7	
5310C TOC	Analytical Method: SM 5310C							
Total Organic Carbon	**2.2**	mg/L	1.0	1		06/13/16 22:37	7440-44-0	

REPORT OF LABORATORY ANALYSIS

This report shall not be reproduced, except in full,
without the written consent of Pace Analytical Services, Inc..

Pace Analytical®
www.pacelabs.com

Pace Analytical Services, Inc.
Not NELAP Accredited
4860 Blazer Parkway
Dublin, OH 43017
(614)486-5421

Pace Analytical Services, Inc.
7726 Moller Road
Indianapolis, IN 46268
(317)228-3100

ANALYTICAL RESULTS

Project: Bridgeton Landfill 2Q 2016 GW
Pace Project No.: 50146462

Sample: PZ-115-SS **Lab ID: 50146462005** Collected: 06/01/16 17:36 Received: 06/03/16 09:15 Matrix: Water

Parameters	Results	Units	Report Limit	DF	Prepared	Analyzed	CAS No.	Qual
Field Data	Analytical Method:							
Field pH	**6.60**	Std. Units		1		06/01/16 00:00		
Field Temperature	**16.6**	deg C		1		06/01/16 00:00		
Field Specific Conductance	**2530**	umhos/cm		1		06/01/16 00:00		
Field Turbidity	**0.14**	NTU		1		06/01/16 00:00		
Total Well Depth	**81.05**	feet		1		06/01/16 00:00		
Elevation Water Level	**439.09**	ft/msl		1		06/01/16 00:00		
Collar Elevation	**452.27**	ft/msl		1		06/01/16 00:00		
Depth to Water	**13.18**	feet		1		06/01/16 00:00		
9056 IC Anions	Analytical Method: EPA 9056							
Chloride	**455**	mg/L	25.0	100		06/07/16 15:26	16887-00-6	N2
Fluoride	**0.22**	mg/L	0.10	1		06/07/16 15:13	16984-48-8	N2
Sulfate	**3.3**	mg/L	0.25	1		06/07/16 15:13	14808-79-8	N2
6010 MET ICP	Analytical Method: EPA 6010 Preparation Method: EPA 3010							
Barium	**493**	ug/L	10.0	1	06/10/16 06:25	06/11/16 01:45	7440-39-3	
Boron	**493**	ug/L	100	1	06/10/16 06:25	06/11/16 01:45	7440-42-8	
Calcium	**220000**	ug/L	1000	2	06/10/16 06:25	06/11/16 02:37	7440-70-2	
Cobalt	**30.4**	ug/L	5.0	1	06/10/16 06:25	06/11/16 01:45	7440-48-4	
Iron	**3150**	ug/L	50.0	1	06/10/16 06:25	06/11/16 01:45	7439-89-6	
Magnesium	**104000**	ug/L	500	1	06/10/16 06:25	06/11/16 01:45	7439-95-4	
Manganese	**75.8**	ug/L	5.0	1	06/10/16 06:25	06/11/16 01:45	7439-96-5	
Nickel	**73.4**	ug/L	10.0	1	06/10/16 06:25	06/11/16 01:45	7440-02-0	
Sodium	**173000**	ug/L	1000	1	06/10/16 06:25	06/11/16 01:45	7440-23-5	
Total Hardness by 2340B	**980000**	ug/L	2000	2	06/10/16 06:25	06/11/16 02:37		
Zinc	ND	ug/L	20.0	1	06/10/16 06:25	06/11/16 01:45	7440-66-6	
6020 MET ICPMS	Analytical Method: EPA 6020 Preparation Method: EPA 200.2							
Antimony	ND	ug/L	5.0	1	06/07/16 07:20	06/07/16 21:51	7440-36-0	
Arsenic	**5.6**	ug/L	5.0	1	06/07/16 07:20	06/07/16 21:51	7440-38-2	
Beryllium	ND	ug/L	2.0	1	06/07/16 07:20	06/07/16 21:51	7440-41-7	
Cadmium	ND	ug/L	0.20	1	06/07/16 07:20	06/07/16 21:51	7440-43-9	
Chromium	ND	ug/L	5.0	1	06/07/16 07:20	06/07/16 21:51	7440-47-3	
Copper	ND	ug/L	5.0	1	06/07/16 07:20	06/07/16 21:51	7440-50-8	
Lead	ND	ug/L	5.0	1	06/07/16 07:20	06/07/16 21:51	7439-92-1	
Selenium	ND	ug/L	5.0	1	06/07/16 07:20	06/07/16 21:51	7782-49-2	
Silver	ND	ug/L	5.0	1	06/07/16 07:20	06/07/16 21:51	7440-22-4	
Thallium	ND	ug/L	2.0	1	06/07/16 07:20	06/07/16 21:51	7440-28-0	
Vanadium	ND	ug/L	10.0	1	06/07/16 07:20	06/07/16 21:51	7440-62-2	N2
7470 Mercury	Analytical Method: EPA 7470 Preparation Method: EPA 7470							
Mercury	ND	ug/L	0.20	1	06/20/16 11:24	06/20/16 19:57	7439-97-6	
8260 MSV	Analytical Method: EPA 8260							
Acetone	ND	ug/L	10.0	1		06/15/16 07:39	67-64-1	
Acrylonitrile	ND	ug/L	100	1		06/15/16 07:39	107-13-1	

REPORT OF LABORATORY ANALYSIS

This report shall not be reproduced, except in full,
without the written consent of Pace Analytical Services, Inc..

Pace Analytical®
www.pacelabs.com

Pace Analytical Services, Inc.
Not NELAP Accredited
4860 Blazer Parkway
Dublin, OH 43017
(614)486-5421

Pace Analytical Services, Inc.
7726 Moller Road
Indianapolis, IN 46268
(317)228-3100

ANALYTICAL RESULTS

Project: Bridgeton Landfill 2Q 2016 GW
Pace Project No.: 50146462

Sample: PZ-115-SS **Lab ID: 50146462005** Collected: 06/01/16 17:36 Received: 06/03/16 09:15 Matrix: Water

Parameters	Results	Units	Report Limit	DF	Prepared	Analyzed	CAS No.	Qual
8260 MSV	Analytical Method: EPA 8260							
Benzene	ND	ug/L	5.0	1		06/15/16 07:39	71-43-2	
Bromochloromethane	ND	ug/L	5.0	1		06/15/16 07:39	74-97-5	
Bromodichloromethane	ND	ug/L	5.0	1		06/15/16 07:39	75-27-4	
Bromoform	ND	ug/L	5.0	1		06/15/16 07:39	75-25-2	
Bromomethane	ND	ug/L	10.0	1		06/15/16 07:39	74-83-9	
2-Butanone (MEK)	ND	ug/L	10.0	1		06/15/16 07:39	78-93-3	
Carbon disulfide	ND	ug/L	10.0	1		06/15/16 07:39	75-15-0	
Carbon tetrachloride	ND	ug/L	5.0	1		06/15/16 07:39	56-23-5	
Chlorobenzene	ND	ug/L	5.0	1		06/15/16 07:39	108-90-7	
Chloroethane	ND	ug/L	10.0	1		06/15/16 07:39	75-00-3	
Chloroform	ND	ug/L	5.0	1		06/15/16 07:39	67-66-3	
Chloromethane	ND	ug/L	10.0	1		06/15/16 07:39	74-87-3	
1,2-Dibromo-3-chloropropane	ND	ug/L	5.0	1		06/15/16 07:39	96-12-8	
Dibromochloromethane	ND	ug/L	5.0	1		06/15/16 07:39	124-48-1	
1,2-Dibromoethane (EDB)	ND	ug/L	5.0	1		06/15/16 07:39	106-93-4	
Dibromomethane	ND	ug/L	10.0	1		06/15/16 07:39	74-95-3	
1,2-Dichlorobenzene	ND	ug/L	5.0	1		06/15/16 07:39	95-50-1	
1,4-Dichlorobenzene	ND	ug/L	5.0	1		06/15/16 07:39	106-46-7	
trans-1,4-Dichloro-2-butene	ND	ug/L	10.0	1		06/15/16 07:39	110-57-6	
1,1-Dichloroethane	ND	ug/L	5.0	1		06/15/16 07:39	75-34-3	
1,2-Dichloroethane	ND	ug/L	5.0	1		06/15/16 07:39	107-06-2	
1,1-Dichloroethene	ND	ug/L	5.0	1		06/15/16 07:39	75-35-4	
cis-1,2-Dichloroethene	ND	ug/L	5.0	1		06/15/16 07:39	156-59-2	
trans-1,2-Dichloroethene	ND	ug/L	5.0	1		06/15/16 07:39	156-60-5	
1,2-Dichloropropane	ND	ug/L	5.0	1		06/15/16 07:39	78-87-5	
cis-1,3-Dichloropropene	ND	ug/L	5.0	1		06/15/16 07:39	10061-01-5	
trans-1,3-Dichloropropene	ND	ug/L	5.0	1		06/15/16 07:39	10061-02-6	
Ethylbenzene	ND	ug/L	5.0	1		06/15/16 07:39	100-41-4	
2-Hexanone	ND	ug/L	10.0	1		06/15/16 07:39	591-78-6	
Iodomethane	ND	ug/L	5.0	1		06/15/16 07:39	74-88-4	
Methylene Chloride	ND	ug/L	5.0	1		06/15/16 07:39	75-09-2	
4-Methyl-2-pentanone (MIBK)	ND	ug/L	10.0	1		06/15/16 07:39	108-10-1	
Styrene	ND	ug/L	5.0	1		06/15/16 07:39	100-42-5	
1,1,1,2-Tetrachloroethane	ND	ug/L	5.0	1		06/15/16 07:39	630-20-6	
1,1,2,2-Tetrachloroethane	ND	ug/L	5.0	1		06/15/16 07:39	79-34-5	
Tetrachloroethene	ND	ug/L	5.0	1		06/15/16 07:39	127-18-4	
Toluene	ND	ug/L	5.0	1		06/15/16 07:39	108-88-3	
1,1,1-Trichloroethane	ND	ug/L	5.0	1		06/15/16 07:39	71-55-6	
1,1,2-Trichloroethane	ND	ug/L	5.0	1		06/15/16 07:39	79-00-5	
Trichloroethene	ND	ug/L	5.0	1		06/15/16 07:39	79-01-6	
Trichlorofluoromethane	ND	ug/L	10.0	1		06/15/16 07:39	75-69-4	
1,2,3-Trichloropropane	ND	ug/L	5.0	1		06/15/16 07:39	96-18-4	
Vinyl acetate	ND	ug/L	10.0	1		06/15/16 07:39	108-05-4	
Vinyl chloride	ND	ug/L	2.0	1		06/15/16 07:39	75-01-4	
Xylene (Total)	ND	ug/L	5.0	1		06/15/16 07:39	1330-20-7	
Surrogates								
Dibromofluoromethane (S)	98	%.	84-118	1		06/15/16 07:39	1868-53-7	

REPORT OF LABORATORY ANALYSIS

This report shall not be reproduced, except in full,
without the written consent of Pace Analytical Services, Inc..

Pace Analytical®
www.pacelabs.com

Pace Analytical Services, Inc.
Not NELAP Accredited
4860 Blazer Parkway
Dublin, OH 43017
(614)486-5421

Pace Analytical Services, Inc.
7726 Moller Road
Indianapolis, IN 46268
(317)228-3100

ANALYTICAL RESULTS

Project: Bridgeton Landfill 2Q 2016 GW
Pace Project No.: 50146462

Sample: PZ-115-SS **Lab ID: 50146462005** Collected: 06/01/16 17:36 Received: 06/03/16 09:15 Matrix: Water

Parameters	Results	Units	Report Limit	DF	Prepared	Analyzed	CAS No.	Qual
8260 MSV	Analytical Method: EPA 8260							
Surrogates								
4-Bromofluorobenzene (S)	90	%.	79-116	1		06/15/16 07:39	460-00-4	
Toluene-d8 (S)	97	%.	86-110	1		06/15/16 07:39	2037-26-5	
2540C Total Dissolved Solids	Analytical Method: SM 2540C							
Total Dissolved Solids	**1440**	mg/L	10.0	1		06/07/16 07:22		
410.4 COD	Analytical Method: EPA 410.4 Preparation Method: EPA 410.4							
Chemical Oxygen Demand	**54.6**	mg/L	10.0	1	06/16/16 09:00	06/16/16 14:03		
353.2 Nitrogen, NO2/NO3 pres.	Analytical Method: EPA 353.2							
Nitrogen, NO2 plus NO3	ND	mg/L	0.10	1		06/08/16 13:50		
365.1 Total Phosphorus	Analytical Method: EPA 365.1 Preparation Method: EPA 365.1							
Phosphorus	**0.27**	mg/L	0.10	1	06/14/16 08:20	06/14/16 11:53	7723-14-0	
4500 Ammonia Water	Analytical Method: SM 4500-NH3 G							
Nitrogen, Ammonia	**1.0**	mg/L	0.10	1		06/15/16 14:53	7664-41-7	
5310C TOC	Analytical Method: SM 5310C							
Total Organic Carbon	**16.7**	mg/L	10.0	10		06/14/16 11:39	7440-44-0	

Sample: PZ-114-AS **Lab ID: 50146462006** Collected: 06/01/16 18:16 Received: 06/03/16 09:15 Matrix: Water

Parameters	Results	Units	Report Limit	DF	Prepared	Analyzed	CAS No.	Qual
Field Data	Analytical Method:							
Field pH	**6.63**	Std. Units		1		06/01/16 00:00		
Field Temperature	**16.9**	deg C		1		06/01/16 00:00		
Field Specific Conductance	**2320**	umhos/cm		1		06/01/16 00:00		
Field Turbidity	**13.69**	NTU		1		06/01/16 00:00		
Total Well Depth	**26.20**	feet		1		06/01/16 00:00		
Elevation Water Level	**435.34**	ft/msl		1		06/01/16 00:00		
Collar Elevation	**452.14**	ft/msl		1		06/01/16 00:00		
Depth to Water	**16.80**	feet		1		06/01/16 00:00		
9056 IC Anions	Analytical Method: EPA 9056							
Chloride	**478**	mg/L	25.0	100		06/07/16 15:55	16887-00-6	N2
Fluoride	ND	mg/L	0.10	1		06/07/16 15:38	16984-48-8	N2
Sulfate	ND	mg/L	0.25	1		06/07/16 15:38	14808-79-8	N2
6010 MET ICP	Analytical Method: EPA 6010 Preparation Method: EPA 3010							
Barium	**854**	ug/L	10.0	1	06/10/16 06:25	06/11/16 01:48	7440-39-3	
Boron	**368**	ug/L	100	1	06/10/16 06:25	06/11/16 01:48	7440-42-8	

REPORT OF LABORATORY ANALYSIS

This report shall not be reproduced, except in full,
without the written consent of Pace Analytical Services, Inc..

Pace Analytical®
www.pacelabs.com

Pace Analytical Services, Inc.
Not NELAP Accredited
4860 Blazer Parkway
Dublin, OH 43017
(614)486-5421

Pace Analytical Services, Inc.
7726 Moller Road
Indianapolis, IN 46268
(317)228-3100

ANALYTICAL RESULTS

Project: Bridgeton Landfill 2Q 2016 GW
Pace Project No.: 50146462

Sample: PZ-114-AS **Lab ID: 50146462006** Collected: 06/01/16 18:16 Received: 06/03/16 09:15 Matrix: Water

Parameters	Results	Units	Report Limit	DF	Prepared	Analyzed	CAS No.	Qual
6010 MET ICP	Analytical Method: EPA 6010 Preparation Method: EPA 3010							
Calcium	**186000**	ug/L	500	1	06/10/16 06:25	06/11/16 01:48	7440-70-2	
Cobalt	ND	ug/L	5.0	1	06/10/16 06:25	06/11/16 01:48	7440-48-4	
Iron	**67400**	ug/L	50.0	1	06/10/16 06:25	06/11/16 01:48	7439-89-6	
Magnesium	**45800**	ug/L	500	1	06/10/16 06:25	06/11/16 01:48	7439-95-4	
Manganese	**2690**	ug/L	5.0	1	06/10/16 06:25	06/11/16 01:48	7439-96-5	
Nickel	ND	ug/L	10.0	1	06/10/16 06:25	06/11/16 01:48	7440-02-0	
Sodium	**184000**	ug/L	1000	1	06/10/16 06:25	06/11/16 01:48	7440-23-5	
Total Hardness by 2340B	**652000**	ug/L	1000	1	06/10/16 06:25	06/11/16 01:48		
Zinc	ND	ug/L	20.0	1	06/10/16 06:25	06/11/16 01:48	7440-66-6	
6020 MET ICPMS	Analytical Method: EPA 6020 Preparation Method: EPA 200.2							
Antimony	ND	ug/L	5.0	1	06/07/16 07:20	06/07/16 21:56	7440-36-0	
Arsenic	**108**	ug/L	5.0	1	06/07/16 07:20	06/07/16 21:56	7440-38-2	
Beryllium	ND	ug/L	2.0	1	06/07/16 07:20	06/07/16 21:56	7440-41-7	
Cadmium	ND	ug/L	0.20	1	06/07/16 07:20	06/07/16 21:56	7440-43-9	
Chromium	ND	ug/L	5.0	1	06/07/16 07:20	06/07/16 21:56	7440-47-3	
Copper	ND	ug/L	5.0	1	06/07/16 07:20	06/07/16 21:56	7440-50-8	
Lead	ND	ug/L	5.0	1	06/07/16 07:20	06/07/16 21:56	7439-92-1	
Selenium	ND	ug/L	5.0	1	06/07/16 07:20	06/07/16 21:56	7782-49-2	
Silver	ND	ug/L	5.0	1	06/07/16 07:20	06/07/16 21:56	7440-22-4	
Thallium	ND	ug/L	2.0	1	06/07/16 07:20	06/07/16 21:56	7440-28-0	
Vanadium	ND	ug/L	10.0	1	06/07/16 07:20	06/07/16 21:56	7440-62-2	N2
7470 Mercury	Analytical Method: EPA 7470 Preparation Method: EPA 7470							
Mercury	ND	ug/L	0.20	1	06/20/16 11:24	06/20/16 20:00	7439-97-6	
8260 MSV	Analytical Method: EPA 8260							
Acetone	ND	ug/L	10.0	1		06/15/16 08:48	67-64-1	
Acrylonitrile	ND	ug/L	100	1		06/15/16 08:48	107-13-1	
Benzene	**6.7**	ug/L	5.0	1		06/15/16 08:48	71-43-2	
Bromochloromethane	ND	ug/L	5.0	1		06/15/16 08:48	74-97-5	
Bromodichloromethane	ND	ug/L	5.0	1		06/15/16 08:48	75-27-4	
Bromoform	ND	ug/L	5.0	1		06/15/16 08:48	75-25-2	
Bromomethane	ND	ug/L	10.0	1		06/15/16 08:48	74-83-9	
2-Butanone (MEK)	ND	ug/L	10.0	1		06/15/16 08:48	78-93-3	
Carbon disulfide	ND	ug/L	10.0	1		06/15/16 08:48	75-15-0	
Carbon tetrachloride	ND	ug/L	5.0	1		06/15/16 08:48	56-23-5	
Chlorobenzene	**65.7**	ug/L	5.0	1		06/15/16 08:48	108-90-7	
Chloroethane	ND	ug/L	10.0	1		06/15/16 08:48	75-00-3	
Chloroform	ND	ug/L	5.0	1		06/15/16 08:48	67-66-3	
Chloromethane	ND	ug/L	10.0	1		06/15/16 08:48	74-87-3	
1,2-Dibromo-3-chloropropane	ND	ug/L	5.0	1		06/15/16 08:48	96-12-8	
Dibromochloromethane	ND	ug/L	5.0	1		06/15/16 08:48	124-48-1	
1,2-Dibromoethane (EDB)	ND	ug/L	5.0	1		06/15/16 08:48	106-93-4	
Dibromomethane	ND	ug/L	10.0	1		06/15/16 08:48	74-95-3	
1,2-Dichlorobenzene	ND	ug/L	5.0	1		06/15/16 08:48	95-50-1	

REPORT OF LABORATORY ANALYSIS

This report shall not be reproduced, except in full,
without the written consent of Pace Analytical Services, Inc..

Pace Analytical®
www.pacelabs.com

Pace Analytical Services, Inc.
Not NELAP Accredited
4860 Blazer Parkway
Dublin, OH 43017
(614)486-5421

Pace Analytical Services, Inc.
7726 Moller Road
Indianapolis, IN 46268
(317)228-3100

ANALYTICAL RESULTS

Project: Bridgeton Landfill 2Q 2016 GW
Pace Project No.: 50146462

Sample: PZ-114-AS **Lab ID: 50146462006** Collected: 06/01/16 18:16 Received: 06/03/16 09:15 Matrix: Water

Parameters	Results	Units	Report Limit	DF	Prepared	Analyzed	CAS No.	Qual
8260 MSV	Analytical Method: EPA 8260							
1,4-Dichlorobenzene	**8.7**	ug/L	5.0	1		06/15/16 08:48	106-46-7	
trans-1,4-Dichloro-2-butene	ND	ug/L	10.0	1		06/15/16 08:48	110-57-6	
1,1-Dichloroethane	ND	ug/L	5.0	1		06/15/16 08:48	75-34-3	
1,2-Dichloroethane	ND	ug/L	5.0	1		06/15/16 08:48	107-06-2	
1,1-Dichloroethene	ND	ug/L	5.0	1		06/15/16 08:48	75-35-4	
cis-1,2-Dichloroethene	ND	ug/L	5.0	1		06/15/16 08:48	156-59-2	
trans-1,2-Dichloroethene	ND	ug/L	5.0	1		06/15/16 08:48	156-60-5	
1,2-Dichloropropane	ND	ug/L	5.0	1		06/15/16 08:48	78-87-5	
cis-1,3-Dichloropropene	ND	ug/L	5.0	1		06/15/16 08:48	10061-01-5	
trans-1,3-Dichloropropene	ND	ug/L	5.0	1		06/15/16 08:48	10061-02-6	
Ethylbenzene	ND	ug/L	5.0	1		06/15/16 08:48	100-41-4	
2-Hexanone	ND	ug/L	10.0	1		06/15/16 08:48	591-78-6	
Iodomethane	ND	ug/L	5.0	1		06/15/16 08:48	74-88-4	
Methylene Chloride	ND	ug/L	5.0	1		06/15/16 08:48	75-09-2	
4-Methyl-2-pentanone (MIBK)	ND	ug/L	10.0	1		06/15/16 08:48	108-10-1	
Styrene	ND	ug/L	5.0	1		06/15/16 08:48	100-42-5	
1,1,1,2-Tetrachloroethane	ND	ug/L	5.0	1		06/15/16 08:48	630-20-6	
1,1,2,2-Tetrachloroethane	ND	ug/L	5.0	1		06/15/16 08:48	79-34-5	
Tetrachloroethene	ND	ug/L	5.0	1		06/15/16 08:48	127-18-4	
Toluene	ND	ug/L	5.0	1		06/15/16 08:48	108-88-3	
1,1,1-Trichloroethane	ND	ug/L	5.0	1		06/15/16 08:48	71-55-6	
1,1,2-Trichloroethane	ND	ug/L	5.0	1		06/15/16 08:48	79-00-5	
Trichloroethene	ND	ug/L	5.0	1		06/15/16 08:48	79-01-6	
Trichlorofluoromethane	ND	ug/L	10.0	1		06/15/16 08:48	75-69-4	
1,2,3-Trichloropropane	ND	ug/L	5.0	1		06/15/16 08:48	96-18-4	
Vinyl acetate	ND	ug/L	10.0	1		06/15/16 08:48	108-05-4	
Vinyl chloride	ND	ug/L	2.0	1		06/15/16 08:48	75-01-4	
Xylene (Total)	ND	ug/L	5.0	1		06/15/16 08:48	1330-20-7	
Surrogates								
Dibromofluoromethane (S)	98	%.	84-118	1		06/15/16 08:48	1868-53-7	
4-Bromofluorobenzene (S)	89	%.	79-116	1		06/15/16 08:48	460-00-4	
Toluene-d8 (S)	98	%.	86-110	1		06/15/16 08:48	2037-26-5	
2540C Total Dissolved Solids	Analytical Method: SM 2540C							
Total Dissolved Solids	**1240**	mg/L	20.0	1		06/07/16 07:22		
410.4 COD	Analytical Method: EPA 410.4 Preparation Method: EPA 410.4							
Chemical Oxygen Demand	**40.4**	mg/L	10.0	1	06/16/16 09:00	06/16/16 14:03		
353.2 Nitrogen, NO2/NO3 pres.	Analytical Method: EPA 353.2							
Nitrogen, NO2 plus NO3	ND	mg/L	4.0	40		06/08/16 14:19		D3
365.1 Total Phosphorus	Analytical Method: EPA 365.1 Preparation Method: EPA 365.1							
Phosphorus	**1.7**	mg/L	0.10	1	06/14/16 08:20	06/14/16 11:53	7723-14-0	

REPORT OF LABORATORY ANALYSIS

This report shall not be reproduced, except in full,
without the written consent of Pace Analytical Services, Inc..

Pace Analytical
www.pacelabs.com

Pace Analytical Services, Inc.
Not NELAP Accredited
4860 Blazer Parkway
Dublin, OH 43017
(614)486-5421

Pace Analytical Services, Inc.
7726 Moller Road
Indianapolis, IN 46268
(317)228-3100

ANALYTICAL RESULTS

Project: Bridgeton Landfill 2Q 2016 GW
Pace Project No.: 50146462

Sample: PZ-114-AS **Lab ID: 50146462006** Collected: 06/01/16 18:16 Received: 06/03/16 09:15 Matrix: Water

Parameters	Results	Units	Report Limit	DF	Prepared	Analyzed	CAS No.	Qual
4500 Ammonia Water	Analytical Method: SM 4500-NH3 G							
Nitrogen, Ammonia	**4.9**	mg/L	0.10	1		06/15/16 14:53	7664-41-7	
5310C TOC	Analytical Method: SM 5310C							
Total Organic Carbon	**13.7**	mg/L	10.0	10		06/14/16 12:02	7440-44-0	

Sample: PZ-212-SD **Lab ID: 50146462007** Collected: 06/02/16 09:19 Received: 06/03/16 09:15 Matrix: Water

Parameters	Results	Units	Report Limit	DF	Prepared	Analyzed	CAS No.	Qual
Field Data	Analytical Method:							
Field pH	**7.25**	Std. Units		1		06/02/16 00:00		
Field Temperature	**15.8**	deg C		1		06/02/16 00:00		
Field Specific Conductance	**1133**	umhos/cm		1		06/02/16 00:00		
Field Turbidity	**4.96**	NTU		1		06/02/16 00:00		
Total Well Depth	**92.89**	feet		1		06/02/16 00:00		
Elevation Water Level	**468.90**	ft/msl		1		06/02/16 00:00		
Collar Elevation	**482.72**	ft/msl		1		06/02/16 00:00		
Depth to Water	**13.82**	feet		1		06/02/16 00:00		
9056 IC Anions	Analytical Method: EPA 9056							
Chloride	**116**	mg/L	25.0	100		06/08/16 16:48	16887-00-6	N2
Fluoride	**0.13**	mg/L	0.10	1		06/07/16 16:08	16984-48-8	N2
Sulfate	**87.0**	mg/L	2.5	10		06/07/16 16:20	14808-79-8	N2
6010 MET ICP	Analytical Method: EPA 6010 Preparation Method: EPA 3010							
Barium	**214**	ug/L	10.0	1	06/10/16 06:25	06/11/16 01:50	7440-39-3	
Boron	ND	ug/L	100	1	06/10/16 06:25	06/11/16 01:50	7440-42-8	
Calcium	**106000**	ug/L	500	1	06/10/16 06:25	06/11/16 01:50	7440-70-2	
Cobalt	ND	ug/L	5.0	1	06/10/16 06:25	06/11/16 01:50	7440-48-4	
Iron	**153**	ug/L	50.0	1	06/10/16 06:25	06/11/16 01:50	7439-89-6	
Magnesium	**51200**	ug/L	500	1	06/10/16 06:25	06/11/16 01:50	7439-95-4	
Manganese	**398**	ug/L	5.0	1	06/10/16 06:25	06/11/16 01:50	7439-96-5	
Nickel	ND	ug/L	10.0	1	06/10/16 06:25	06/11/16 01:50	7440-02-0	
Sodium	**59100**	ug/L	1000	1	06/10/16 06:25	06/11/16 01:50	7440-23-5	
Total Hardness by 2340B	**477000**	ug/L	1000	1	06/10/16 06:25	06/11/16 01:50		
Zinc	ND	ug/L	20.0	1	06/10/16 06:25	06/11/16 01:50	7440-66-6	
6020 MET ICPMS	Analytical Method: EPA 6020 Preparation Method: EPA 200.2							
Antimony	ND	ug/L	5.0	1	06/07/16 07:20	06/07/16 22:10	7440-36-0	
Arsenic	ND	ug/L	5.0	1	06/07/16 07:20	06/07/16 22:10	7440-38-2	
Beryllium	ND	ug/L	2.0	1	06/07/16 07:20	06/07/16 22:10	7440-41-7	
Cadmium	ND	ug/L	0.20	1	06/07/16 07:20	06/07/16 22:10	7440-43-9	
Chromium	ND	ug/L	5.0	1	06/07/16 07:20	06/07/16 22:10	7440-47-3	
Copper	ND	ug/L	5.0	1	06/07/16 07:20	06/07/16 22:10	7440-50-8	
Lead	ND	ug/L	5.0	1	06/07/16 07:20	06/07/16 22:10	7439-92-1	

REPORT OF LABORATORY ANALYSIS

This report shall not be reproduced, except in full,
without the written consent of Pace Analytical Services, Inc..

Pace Analytical®
www.pacelabs.com

Pace Analytical Services, Inc.
Not NELAP Accredited
4860 Blazer Parkway
Dublin, OH 43017
(614)486-5421

Pace Analytical Services, Inc.
7726 Moller Road
Indianapolis, IN 46268
(317)228-3100

ANALYTICAL RESULTS

Project: Bridgeton Landfill 2Q 2016 GW
Pace Project No.: 50146462

Sample: PZ-212-SD **Lab ID: 50146462007** Collected: 06/02/16 09:19 Received: 06/03/16 09:15 Matrix: Water

Parameters	Results	Units	Report Limit	DF	Prepared	Analyzed	CAS No.	Qual
6020 MET ICPMS	Analytical Method: EPA 6020 Preparation Method: EPA 200.2							
Selenium	ND	ug/L	5.0	1	06/07/16 07:20	06/07/16 22:10	7782-49-2	
Silver	ND	ug/L	5.0	1	06/07/16 07:20	06/07/16 22:10	7440-22-4	
Thallium	ND	ug/L	2.0	1	06/07/16 07:20	06/07/16 22:10	7440-28-0	
Vanadium	ND	ug/L	10.0	1	06/07/16 07:20	06/07/16 22:10	7440-62-2	N2
7470 Mercury	Analytical Method: EPA 7470 Preparation Method: EPA 7470							
Mercury	ND	ug/L	0.20	1	06/20/16 11:24	06/20/16 20:06	7439-97-6	
8260 MSV	Analytical Method: EPA 8260							
Acetone	ND	ug/L	10.0	1		06/15/16 09:22	67-64-1	
Acrylonitrile	ND	ug/L	100	1		06/15/16 09:22	107-13-1	
Benzene	ND	ug/L	5.0	1		06/15/16 09:22	71-43-2	
Bromochloromethane	ND	ug/L	5.0	1		06/15/16 09:22	74-97-5	
Bromodichloromethane	ND	ug/L	5.0	1		06/15/16 09:22	75-27-4	
Bromoform	ND	ug/L	5.0	1		06/15/16 09:22	75-25-2	
Bromomethane	ND	ug/L	10.0	1		06/15/16 09:22	74-83-9	
2-Butanone (MEK)	ND	ug/L	10.0	1		06/15/16 09:22	78-93-3	
Carbon disulfide	ND	ug/L	10.0	1		06/15/16 09:22	75-15-0	
Carbon tetrachloride	ND	ug/L	5.0	1		06/15/16 09:22	56-23-5	
Chlorobenzene	ND	ug/L	5.0	1		06/15/16 09:22	108-90-7	
Chloroethane	ND	ug/L	10.0	1		06/15/16 09:22	75-00-3	
Chloroform	ND	ug/L	5.0	1		06/15/16 09:22	67-66-3	
Chloromethane	ND	ug/L	10.0	1		06/15/16 09:22	74-87-3	
1,2-Dibromo-3-chloropropane	ND	ug/L	5.0	1		06/15/16 09:22	96-12-8	
Dibromochloromethane	ND	ug/L	5.0	1		06/15/16 09:22	124-48-1	
1,2-Dibromoethane (EDB)	ND	ug/L	5.0	1		06/15/16 09:22	106-93-4	
Dibromomethane	ND	ug/L	10.0	1		06/15/16 09:22	74-95-3	
1,2-Dichlorobenzene	ND	ug/L	5.0	1		06/15/16 09:22	95-50-1	
1,4-Dichlorobenzene	ND	ug/L	5.0	1		06/15/16 09:22	106-46-7	
trans-1,4-Dichloro-2-butene	ND	ug/L	10.0	1		06/15/16 09:22	110-57-6	
1,1-Dichloroethane	ND	ug/L	5.0	1		06/15/16 09:22	75-34-3	
1,2-Dichloroethane	ND	ug/L	5.0	1		06/15/16 09:22	107-06-2	
1,1-Dichloroethene	ND	ug/L	5.0	1		06/15/16 09:22	75-35-4	
cis-1,2-Dichloroethene	ND	ug/L	5.0	1		06/15/16 09:22	156-59-2	
trans-1,2-Dichloroethene	ND	ug/L	5.0	1		06/15/16 09:22	156-60-5	
1,2-Dichloropropane	ND	ug/L	5.0	1		06/15/16 09:22	78-87-5	
cis-1,3-Dichloropropene	ND	ug/L	5.0	1		06/15/16 09:22	10061-01-5	
trans-1,3-Dichloropropene	ND	ug/L	5.0	1		06/15/16 09:22	10061-02-6	
Ethylbenzene	ND	ug/L	5.0	1		06/15/16 09:22	100-41-4	
2-Hexanone	ND	ug/L	10.0	1		06/15/16 09:22	591-78-6	
Iodomethane	ND	ug/L	5.0	1		06/15/16 09:22	74-88-4	
Methylene Chloride	ND	ug/L	5.0	1		06/15/16 09:22	75-09-2	
4-Methyl-2-pentanone (MIBK)	ND	ug/L	10.0	1		06/15/16 09:22	108-10-1	
Styrene	ND	ug/L	5.0	1		06/15/16 09:22	100-42-5	
1,1,1,2-Tetrachloroethane	ND	ug/L	5.0	1		06/15/16 09:22	630-20-6	
1,1,2,2-Tetrachloroethane	ND	ug/L	5.0	1		06/15/16 09:22	79-34-5	

REPORT OF LABORATORY ANALYSIS

This report shall not be reproduced, except in full,
without the written consent of Pace Analytical Services, Inc..

Pace Analytical®
www.pacelabs.com

Pace Analytical Services, Inc.
Not NELAP Accredited
4860 Blazer Parkway
Dublin, OH 43017
(614)486-5421

Pace Analytical Services, Inc.
7726 Moller Road
Indianapolis, IN 46268
(317)228-3100

ANALYTICAL RESULTS

Project: Bridgeton Landfill 2Q 2016 GW
Pace Project No.: 50146462

Sample: PZ-212-SD **Lab ID: 50146462007** Collected: 06/02/16 09:19 Received: 06/03/16 09:15 Matrix: Water

Parameters	Results	Units	Report Limit	DF	Prepared	Analyzed	CAS No.	Qual
8260 MSV	Analytical Method: EPA 8260							
Tetrachloroethene	ND	ug/L	5.0	1		06/15/16 09:22	127-18-4	
Toluene	ND	ug/L	5.0	1		06/15/16 09:22	108-88-3	
1,1,1-Trichloroethane	ND	ug/L	5.0	1		06/15/16 09:22	71-55-6	
1,1,2-Trichloroethane	ND	ug/L	5.0	1		06/15/16 09:22	79-00-5	
Trichloroethene	ND	ug/L	5.0	1		06/15/16 09:22	79-01-6	
Trichlorofluoromethane	ND	ug/L	10.0	1		06/15/16 09:22	75-69-4	
1,2,3-Trichloropropane	ND	ug/L	5.0	1		06/15/16 09:22	96-18-4	
Vinyl acetate	ND	ug/L	10.0	1		06/15/16 09:22	108-05-4	
Vinyl chloride	ND	ug/L	2.0	1		06/15/16 09:22	75-01-4	
Xylene (Total)	ND	ug/L	5.0	1		06/15/16 09:22	1330-20-7	
Surrogates								
Dibromofluoromethane (S)	98	%.	84-118	1		06/15/16 09:22	1868-53-7	
4-Bromofluorobenzene (S)	89	%.	79-116	1		06/15/16 09:22	460-00-4	
Toluene-d8 (S)	95	%.	86-110	1		06/15/16 09:22	2037-26-5	
2540C Total Dissolved Solids	Analytical Method: SM 2540C							
Total Dissolved Solids	**664**	mg/L	10.0	1		06/08/16 12:29		
410.4 COD	Analytical Method: EPA 410.4 Preparation Method: EPA 410.4							
Chemical Oxygen Demand	**16.0**	mg/L	10.0	1	06/16/16 09:00	06/16/16 14:03		
353.2 Nitrogen, NO2/NO3 pres.	Analytical Method: EPA 353.2							
Nitrogen, NO2 plus NO3	ND	mg/L	0.10	1		06/08/16 13:58		
365.1 Total Phosphorus	Analytical Method: EPA 365.1 Preparation Method: EPA 365.1							
Phosphorus	**0.13**	mg/L	0.050	1	06/14/16 08:20	06/14/16 11:55	7723-14-0	
4500 Ammonia Water	Analytical Method: SM 4500-NH3 G							
Nitrogen, Ammonia	ND	mg/L	0.10	1		06/15/16 14:58	7664-41-7	
5310C TOC	Analytical Method: SM 5310C							
Total Organic Carbon	**2.2**	mg/L	1.0	1		06/14/16 01:51	7440-44-0	

Sample: PZ-212-SS **Lab ID: 50146462008** Collected: 06/02/16 10:54 Received: 06/03/16 09:15 Matrix: Water

Parameters	Results	Units	Report Limit	DF	Prepared	Analyzed	CAS No.	Qual
Field Data	Analytical Method:							
Field pH	**7.13**	Std. Units		1		06/02/16 00:00		
Field Temperature	**16.0**	deg C		1		06/02/16 00:00		
Field Specific Conductance	**723**	umhos/cm		1		06/02/16 00:00		
Field Turbidity	**76.93**	NTU		1		06/02/16 00:00		
Total Well Depth	**93.92**	feet		1		06/02/16 00:00		
Elevation Water Level	**473.82**	ft/msl		1		06/02/16 00:00		
Collar Elevation	**482.79**	ft/msl		1		06/02/16 00:00		

REPORT OF LABORATORY ANALYSIS

This report shall not be reproduced, except in full,
without the written consent of Pace Analytical Services, Inc..

Pace Analytical
www.pacelabs.com

Pace Analytical Services, Inc.
Not NELAP Accredited
4860 Blazer Parkway
Dublin, OH 43017
(614)486-5421

Pace Analytical Services, Inc.
7726 Moller Road
Indianapolis, IN 46268
(317)228-3100

ANALYTICAL RESULTS

Project: Bridgeton Landfill 2Q 2016 GW
Pace Project No.: 50146462

Sample: PZ-212-SS **Lab ID: 50146462008** Collected: 06/02/16 10:54 Received: 06/03/16 09:15 Matrix: Water

Parameters	Results	Units	Report Limit	DF	Prepared	Analyzed	CAS No.	Qual
Field Data	Analytical Method:							
Depth to Water	**8.97**	feet		1		06/02/16 00:00		
9056 IC Anions	Analytical Method: EPA 9056							
Chloride	**7.2**	mg/L	0.25	1		06/07/16 17:02	16887-00-6	N2
Fluoride	**0.35**	mg/L	0.10	1		06/07/16 17:02	16984-48-8	N2
Sulfate	**91.1**	mg/L	2.5	10		06/07/16 17:15	14808-79-8	N2
6010 MET ICP	Analytical Method: EPA 6010 Preparation Method: EPA 3010							
Barium	**94.6**	ug/L	10.0	1	06/10/16 06:25	06/11/16 01:52	7440-39-3	
Boron	ND	ug/L	100	1	06/10/16 06:25	06/11/16 01:52	7440-42-8	
Calcium	**95100**	ug/L	500	1	06/10/16 06:25	06/11/16 01:52	7440-70-2	
Cobalt	ND	ug/L	5.0	1	06/10/16 06:25	06/11/16 01:52	7440-48-4	
Iron	**4220**	ug/L	50.0	1	06/10/16 06:25	06/11/16 01:52	7439-89-6	
Magnesium	**22800**	ug/L	500	1	06/10/16 06:25	06/11/16 01:52	7439-95-4	
Manganese	**353**	ug/L	5.0	1	06/10/16 06:25	06/11/16 01:52	7439-96-5	
Nickel	ND	ug/L	10.0	1	06/10/16 06:25	06/11/16 01:52	7440-02-0	
Sodium	**36900**	ug/L	1000	1	06/10/16 06:25	06/11/16 01:52	7440-23-5	
Total Hardness by 2340B	**331000**	ug/L	1000	1	06/10/16 06:25	06/11/16 01:52		
Zinc	ND	ug/L	20.0	1	06/10/16 06:25	06/11/16 01:52	7440-66-6	
6020 MET ICPMS	Analytical Method: EPA 6020 Preparation Method: EPA 200.2							
Antimony	ND	ug/L	5.0	1	06/07/16 07:20	06/07/16 22:14	7440-36-0	
Arsenic	ND	ug/L	5.0	1	06/07/16 07:20	06/07/16 22:14	7440-38-2	
Beryllium	ND	ug/L	2.0	1	06/07/16 07:20	06/07/16 22:14	7440-41-7	
Cadmium	ND	ug/L	0.20	1	06/07/16 07:20	06/07/16 22:14	7440-43-9	
Chromium	ND	ug/L	5.0	1	06/07/16 07:20	06/07/16 22:14	7440-47-3	
Copper	ND	ug/L	5.0	1	06/07/16 07:20	06/07/16 22:14	7440-50-8	
Lead	ND	ug/L	5.0	1	06/07/16 07:20	06/07/16 22:14	7439-92-1	
Selenium	ND	ug/L	5.0	1	06/07/16 07:20	06/07/16 22:14	7782-49-2	
Silver	ND	ug/L	5.0	1	06/07/16 07:20	06/07/16 22:14	7440-22-4	
Thallium	ND	ug/L	2.0	1	06/07/16 07:20	06/07/16 22:14	7440-28-0	
Vanadium	ND	ug/L	10.0	1	06/07/16 07:20	06/07/16 22:14	7440-62-2	N2
7470 Mercury	Analytical Method: EPA 7470 Preparation Method: EPA 7470							
Mercury	ND	ug/L	0.20	1	06/20/16 11:24	06/20/16 20:08	7439-97-6	
8260 MSV	Analytical Method: EPA 8260							
Acetone	ND	ug/L	10.0	1		06/15/16 20:29	67-64-1	
Acrylonitrile	ND	ug/L	100	1		06/15/16 20:29	107-13-1	
Benzene	ND	ug/L	5.0	1		06/15/16 20:29	71-43-2	
Bromochloromethane	ND	ug/L	5.0	1		06/15/16 20:29	74-97-5	
Bromodichloromethane	ND	ug/L	5.0	1		06/15/16 20:29	75-27-4	
Bromoform	ND	ug/L	5.0	1		06/15/16 20:29	75-25-2	
Bromomethane	ND	ug/L	10.0	1		06/15/16 20:29	74-83-9	
2-Butanone (MEK)	ND	ug/L	10.0	1		06/15/16 20:29	78-93-3	
Carbon disulfide	ND	ug/L	10.0	1		06/15/16 20:29	75-15-0	

REPORT OF LABORATORY ANALYSIS

This report shall not be reproduced, except in full,
without the written consent of Pace Analytical Services, Inc..

Pace Analytical®
www.pacelabs.com

Pace Analytical Services, Inc.
Not NELAP Accredited
4860 Blazer Parkway
Dublin, OH 43017
(614)486-5421

Pace Analytical Services, Inc.
7726 Moller Road
Indianapolis, IN 46268
(317)228-3100

ANALYTICAL RESULTS

Project: Bridgeton Landfill 2Q 2016 GW
Pace Project No.: 50146462

Sample: PZ-212-SS **Lab ID: 50146462008** Collected: 06/02/16 10:54 Received: 06/03/16 09:15 Matrix: Water

Parameters	Results	Units	Report Limit	DF	Prepared	Analyzed	CAS No.	Qual
8260 MSV	Analytical Method: EPA 8260							
Carbon tetrachloride	ND	ug/L	5.0	1		06/15/16 20:29	56-23-5	
Chlorobenzene	ND	ug/L	5.0	1		06/15/16 20:29	108-90-7	
Chloroethane	ND	ug/L	10.0	1		06/15/16 20:29	75-00-3	
Chloroform	ND	ug/L	5.0	1		06/15/16 20:29	67-66-3	
Chloromethane	ND	ug/L	10.0	1		06/15/16 20:29	74-87-3	
1,2-Dibromo-3-chloropropane	ND	ug/L	5.0	1		06/15/16 20:29	96-12-8	
Dibromochloromethane	ND	ug/L	5.0	1		06/15/16 20:29	124-48-1	
1,2-Dibromoethane (EDB)	ND	ug/L	5.0	1		06/15/16 20:29	106-93-4	
Dibromomethane	ND	ug/L	10.0	1		06/15/16 20:29	74-95-3	
1,2-Dichlorobenzene	ND	ug/L	5.0	1		06/15/16 20:29	95-50-1	
1,4-Dichlorobenzene	ND	ug/L	5.0	1		06/15/16 20:29	106-46-7	
trans-1,4-Dichloro-2-butene	ND	ug/L	10.0	1		06/15/16 20:29	110-57-6	
1,1-Dichloroethane	ND	ug/L	5.0	1		06/15/16 20:29	75-34-3	
1,2-Dichloroethane	ND	ug/L	5.0	1		06/15/16 20:29	107-06-2	
1,1-Dichloroethene	ND	ug/L	5.0	1		06/15/16 20:29	75-35-4	
cis-1,2-Dichloroethene	ND	ug/L	5.0	1		06/15/16 20:29	156-59-2	
trans-1,2-Dichloroethene	ND	ug/L	5.0	1		06/15/16 20:29	156-60-5	
1,2-Dichloropropane	ND	ug/L	5.0	1		06/15/16 20:29	78-87-5	
cis-1,3-Dichloropropene	ND	ug/L	5.0	1		06/15/16 20:29	10061-01-5	
trans-1,3-Dichloropropene	ND	ug/L	5.0	1		06/15/16 20:29	10061-02-6	
Ethylbenzene	ND	ug/L	5.0	1		06/15/16 20:29	100-41-4	
2-Hexanone	ND	ug/L	10.0	1		06/15/16 20:29	591-78-6	
Iodomethane	ND	ug/L	5.0	1		06/15/16 20:29	74-88-4	
Methylene Chloride	ND	ug/L	5.0	1		06/15/16 20:29	75-09-2	
4-Methyl-2-pentanone (MIBK)	ND	ug/L	10.0	1		06/15/16 20:29	108-10-1	
Styrene	ND	ug/L	5.0	1		06/15/16 20:29	100-42-5	
1,1,1,2-Tetrachloroethane	ND	ug/L	5.0	1		06/15/16 20:29	630-20-6	
1,1,2,2-Tetrachloroethane	ND	ug/L	5.0	1		06/15/16 20:29	79-34-5	
Tetrachloroethene	ND	ug/L	5.0	1		06/15/16 20:29	127-18-4	
Toluene	ND	ug/L	5.0	1		06/15/16 20:29	108-88-3	
1,1,1-Trichloroethane	ND	ug/L	5.0	1		06/15/16 20:29	71-55-6	
1,1,2-Trichloroethane	ND	ug/L	5.0	1		06/15/16 20:29	79-00-5	
Trichloroethene	ND	ug/L	5.0	1		06/15/16 20:29	79-01-6	
Trichlorofluoromethane	ND	ug/L	10.0	1		06/15/16 20:29	75-69-4	
1,2,3-Trichloropropane	ND	ug/L	5.0	1		06/15/16 20:29	96-18-4	
Vinyl acetate	ND	ug/L	10.0	1		06/15/16 20:29	108-05-4	
Vinyl chloride	ND	ug/L	2.0	1		06/15/16 20:29	75-01-4	
Xylene (Total)	ND	ug/L	5.0	1		06/15/16 20:29	1330-20-7	
Surrogates								
Dibromofluoromethane (S)	97	%.	84-118	1		06/15/16 20:29	1868-53-7	
4-Bromofluorobenzene (S)	93	%.	79-116	1		06/15/16 20:29	460-00-4	
Toluene-d8 (S)	100	%.	86-110	1		06/15/16 20:29	2037-26-5	
2540C Total Dissolved Solids	Analytical Method: SM 2540C							
Total Dissolved Solids	**465**	mg/L	10.0	1		06/08/16 12:30		

REPORT OF LABORATORY ANALYSIS

This report shall not be reproduced, except in full,
without the written consent of Pace Analytical Services, Inc..

Pace Analytical
www.pacelabs.com

Pace Analytical Services, Inc.
Not NELAP Accredited
4860 Blazer Parkway
Dublin, OH 43017
(614)486-5421

Pace Analytical Services, Inc.
7726 Moller Road
Indianapolis, IN 46268
(317)228-3100

ANALYTICAL RESULTS

Project: Bridgeton Landfill 2Q 2016 GW
Pace Project No.: 50146462

Sample: PZ-212-SS **Lab ID: 50146462008** Collected: 06/02/16 10:54 Received: 06/03/16 09:15 Matrix: Water

Parameters	Results	Units	Report Limit	DF	Prepared	Analyzed	CAS No.	Qual
410.4 COD	Analytical Method: EPA 410.4 Preparation Method: EPA 410.4							
Chemical Oxygen Demand	ND	mg/L	10.0	1	06/16/16 09:00	06/16/16 14:03		
353.2 Nitrogen, NO2/NO3 pres.	Analytical Method: EPA 353.2							
Nitrogen, NO2 plus NO3	ND	mg/L	0.10	1		06/08/16 14:00		
365.1 Total Phosphorus	Analytical Method: EPA 365.1 Preparation Method: EPA 365.1							
Phosphorus	**0.12**	mg/L	0.050	1	06/14/16 08:20	06/14/16 11:55	7723-14-0	
4500 Ammonia Water	Analytical Method: SM 4500-NH3 G							
Nitrogen, Ammonia	ND	mg/L	0.10	1		06/15/16 14:59	7664-41-7	
5310C TOC	Analytical Method: SM 5310C							
Total Organic Carbon	**2.3**	mg/L	2.0	2		06/14/16 19:51	7440-44-0	

Sample: PZ-106-SD **Lab ID: 50146462009** Collected: 06/02/16 14:20 Received: 06/03/16 09:15 Matrix: Water

Parameters	Results	Units	Report Limit	DF	Prepared	Analyzed	CAS No.	Qual
Field Data	Analytical Method:							
Field pH	**6.63**	Std. Units		1		06/02/16 00:00		
Field Temperature	**23.5**	deg C		1		06/02/16 00:00		
Field Specific Conductance	**3350**	umhos/cm		1		06/02/16 00:00		
Field Turbidity	**0.20**	NTU		1		06/02/16 00:00		
Total Well Depth	**196.25**	feet		1		06/02/16 00:00		
Elevation Water Level	**450.68**	ft/msl		1		06/02/16 00:00		
Collar Elevation	**463.36**	ft/msl		1		06/02/16 00:00		
Depth to Water	**12.68**	feet		1		06/02/16 00:00		
9056 IC Anions	Analytical Method: EPA 9056							
Chloride	**427**	mg/L	25.0	100		06/07/16 17:57	16887-00-6	N2
Fluoride	**0.74**	mg/L	0.10	1		06/07/16 17:28	16984-48-8	N2
Sulfate	**32.1**	mg/L	2.5	10		06/07/16 17:44	14808-79-8	N2
6010 MET ICP	Analytical Method: EPA 6010 Preparation Method: EPA 3010							
Barium	**868**	ug/L	10.0	1	06/10/16 06:25	06/11/16 01:55	7440-39-3	
Boron	**2000**	ug/L	100	1	06/10/16 06:25	06/11/16 01:55	7440-42-8	
Calcium	**110000**	ug/L	500	1	06/10/16 06:25	06/11/16 01:55	7440-70-2	
Cobalt	ND	ug/L	5.0	1	06/10/16 06:25	06/11/16 01:55	7440-48-4	
Iron	**2830**	ug/L	50.0	1	06/10/16 06:25	06/11/16 01:55	7439-89-6	
Magnesium	**88400**	ug/L	500	1	06/10/16 06:25	06/11/16 01:55	7439-95-4	
Manganese	**56.4**	ug/L	5.0	1	06/10/16 06:25	06/11/16 01:55	7439-96-5	
Nickel	**28.3**	ug/L	10.0	1	06/10/16 06:25	06/11/16 01:55	7440-02-0	
Sodium	**344000**	ug/L	5000	5	06/10/16 06:25	06/11/16 02:39	7440-23-5	
Total Hardness by 2340B	**637000**	ug/L	1000	1	06/10/16 06:25	06/11/16 01:55		
Zinc	ND	ug/L	20.0	1	06/10/16 06:25	06/11/16 01:55	7440-66-6	

REPORT OF LABORATORY ANALYSIS

This report shall not be reproduced, except in full,
without the written consent of Pace Analytical Services, Inc..

Pace Analytical®
www.pacelabs.com

Pace Analytical Services, Inc.
Not NELAP Accredited
4860 Blazer Parkway
Dublin, OH 43017
(614)486-5421

Pace Analytical Services, Inc.
7726 Moller Road
Indianapolis, IN 46268
(317)228-3100

ANALYTICAL RESULTS

Project: Bridgeton Landfill 2Q 2016 GW
Pace Project No.: 50146462

Sample: PZ-106-SD **Lab ID: 50146462009** Collected: 06/02/16 14:20 Received: 06/03/16 09:15 Matrix: Water

Parameters	Results	Units	Report Limit	DF	Prepared	Analyzed	CAS No.	Qual
6020 MET ICPMS	Analytical Method: EPA 6020 Preparation Method: EPA 200.2							
Antimony	ND	ug/L	5.0	1	06/07/16 07:20	06/07/16 22:19	7440-36-0	
Arsenic	ND	ug/L	5.0	1	06/07/16 07:20	06/07/16 22:19	7440-38-2	
Beryllium	ND	ug/L	2.0	1	06/07/16 07:20	06/07/16 22:19	7440-41-7	
Cadmium	ND	ug/L	0.20	1	06/07/16 07:20	06/07/16 22:19	7440-43-9	
Chromium	**13.6**	ug/L	5.0	1	06/07/16 07:20	06/07/16 22:19	7440-47-3	
Copper	ND	ug/L	5.0	1	06/07/16 07:20	06/07/16 22:19	7440-50-8	
Lead	ND	ug/L	5.0	1	06/07/16 07:20	06/07/16 22:19	7439-92-1	
Selenium	ND	ug/L	5.0	1	06/07/16 07:20	06/07/16 22:19	7782-49-2	
Silver	ND	ug/L	5.0	1	06/07/16 07:20	06/07/16 22:19	7440-22-4	
Thallium	ND	ug/L	2.0	1	06/07/16 07:20	06/07/16 22:19	7440-28-0	
Vanadium	ND	ug/L	10.0	1	06/07/16 07:20	06/07/16 22:19	7440-62-2	N2
7470 Mercury	Analytical Method: EPA 7470 Preparation Method: EPA 7470							
Mercury	ND	ug/L	0.20	1	06/20/16 11:24	06/20/16 20:10	7439-97-6	
8260 MSV	Analytical Method: EPA 8260							
Acetone	ND	ug/L	10.0	1		06/15/16 21:03	67-64-1	
Acrylonitrile	ND	ug/L	100	1		06/15/16 21:03	107-13-1	
Benzene	ND	ug/L	5.0	1		06/15/16 21:03	71-43-2	
Bromochloromethane	ND	ug/L	5.0	1		06/15/16 21:03	74-97-5	
Bromodichloromethane	ND	ug/L	5.0	1		06/15/16 21:03	75-27-4	
Bromoform	ND	ug/L	5.0	1		06/15/16 21:03	75-25-2	
Bromomethane	ND	ug/L	10.0	1		06/15/16 21:03	74-83-9	
2-Butanone (MEK)	ND	ug/L	10.0	1		06/15/16 21:03	78-93-3	
Carbon disulfide	ND	ug/L	10.0	1		06/15/16 21:03	75-15-0	
Carbon tetrachloride	ND	ug/L	5.0	1		06/15/16 21:03	56-23-5	
Chlorobenzene	ND	ug/L	5.0	1		06/15/16 21:03	108-90-7	
Chloroethane	ND	ug/L	10.0	1		06/15/16 21:03	75-00-3	
Chloroform	ND	ug/L	5.0	1		06/15/16 21:03	67-66-3	
Chloromethane	ND	ug/L	10.0	1		06/15/16 21:03	74-87-3	
1,2-Dibromo-3-chloropropane	ND	ug/L	5.0	1		06/15/16 21:03	96-12-8	
Dibromochloromethane	ND	ug/L	5.0	1		06/15/16 21:03	124-48-1	
1,2-Dibromoethane (EDB)	ND	ug/L	5.0	1		06/15/16 21:03	106-93-4	
Dibromomethane	ND	ug/L	10.0	1		06/15/16 21:03	74-95-3	
1,2-Dichlorobenzene	ND	ug/L	5.0	1		06/15/16 21:03	95-50-1	
1,4-Dichlorobenzene	ND	ug/L	5.0	1		06/15/16 21:03	106-46-7	
trans-1,4-Dichloro-2-butene	ND	ug/L	10.0	1		06/15/16 21:03	110-57-6	
1,1-Dichloroethane	ND	ug/L	5.0	1		06/15/16 21:03	75-34-3	
1,2-Dichloroethane	ND	ug/L	5.0	1		06/15/16 21:03	107-06-2	
1,1-Dichloroethene	ND	ug/L	5.0	1		06/15/16 21:03	75-35-4	
cis-1,2-Dichloroethene	ND	ug/L	5.0	1		06/15/16 21:03	156-59-2	
trans-1,2-Dichloroethene	ND	ug/L	5.0	1		06/15/16 21:03	156-60-5	
1,2-Dichloropropane	ND	ug/L	5.0	1		06/15/16 21:03	78-87-5	
cis-1,3-Dichloropropene	ND	ug/L	5.0	1		06/15/16 21:03	10061-01-5	
trans-1,3-Dichloropropene	ND	ug/L	5.0	1		06/15/16 21:03	10061-02-6	
Ethylbenzene	ND	ug/L	5.0	1		06/15/16 21:03	100-41-4	

REPORT OF LABORATORY ANALYSIS

This report shall not be reproduced, except in full,
without the written consent of Pace Analytical Services, Inc..

Pace Analytical®
www.pacelabs.com

Pace Analytical Services, Inc.
Not NELAP Accredited
4860 Blazer Parkway
Dublin, OH 43017
(614)486-5421

Pace Analytical Services, Inc.
7726 Moller Road
Indianapolis, IN 46268
(317)228-3100

ANALYTICAL RESULTS

Project: Bridgeton Landfill 2Q 2016 GW
Pace Project No.: 50146462

Sample: PZ-106-SD **Lab ID: 50146462009** Collected: 06/02/16 14:20 Received: 06/03/16 09:15 Matrix: Water

Parameters	Results	Units	Report Limit	DF	Prepared	Analyzed	CAS No.	Qual
8260 MSV	Analytical Method: EPA 8260							
2-Hexanone	ND	ug/L	10.0	1		06/15/16 21:03	591-78-6	
Iodomethane	ND	ug/L	5.0	1		06/15/16 21:03	74-88-4	
Methylene Chloride	ND	ug/L	5.0	1		06/15/16 21:03	75-09-2	
4-Methyl-2-pentanone (MIBK)	ND	ug/L	10.0	1		06/15/16 21:03	108-10-1	
Styrene	ND	ug/L	5.0	1		06/15/16 21:03	100-42-5	
1,1,1,2-Tetrachloroethane	ND	ug/L	5.0	1		06/15/16 21:03	630-20-6	
1,1,2,2-Tetrachloroethane	ND	ug/L	5.0	1		06/15/16 21:03	79-34-5	
Tetrachloroethene	ND	ug/L	5.0	1		06/15/16 21:03	127-18-4	
Toluene	ND	ug/L	5.0	1		06/15/16 21:03	108-88-3	
1,1,1-Trichloroethane	ND	ug/L	5.0	1		06/15/16 21:03	71-55-6	
1,1,2-Trichloroethane	ND	ug/L	5.0	1		06/15/16 21:03	79-00-5	
Trichloroethene	ND	ug/L	5.0	1		06/15/16 21:03	79-01-6	
Trichlorofluoromethane	ND	ug/L	10.0	1		06/15/16 21:03	75-69-4	
1,2,3-Trichloropropane	ND	ug/L	5.0	1		06/15/16 21:03	96-18-4	
Vinyl acetate	ND	ug/L	10.0	1		06/15/16 21:03	108-05-4	
Vinyl chloride	ND	ug/L	2.0	1		06/15/16 21:03	75-01-4	
Xylene (Total)	ND	ug/L	5.0	1		06/15/16 21:03	1330-20-7	
Surrogates								
Dibromofluoromethane (S)	99	%.	84-118	1		06/15/16 21:03	1868-53-7	
4-Bromofluorobenzene (S)	95	%.	79-116	1		06/15/16 21:03	460-00-4	
Toluene-d8 (S)	102	%.	86-110	1		06/15/16 21:03	2037-26-5	
2540C Total Dissolved Solids	Analytical Method: SM 2540C							
Total Dissolved Solids	**1730**	mg/L	10.0	1		06/08/16 12:30		
410.4 COD	Analytical Method: EPA 410.4 Preparation Method: EPA 410.4							
Chemical Oxygen Demand	**354**	mg/L	10.0	1	06/16/16 11:52	06/17/16 09:08		
353.2 Nitrogen, NO2/NO3 pres.	Analytical Method: EPA 353.2							
Nitrogen, NO2 plus NO3	ND	mg/L	0.10	1		06/08/16 14:06		
365.1 Total Phosphorus	Analytical Method: EPA 365.1 Preparation Method: EPA 365.1							
Phosphorus	**0.12**	mg/L	0.050	1	06/27/16 08:43	06/28/16 11:08	7723-14-0	
4500 Ammonia Water	Analytical Method: SM 4500-NH3 G							
Nitrogen, Ammonia	**82.0**	mg/L	2.0	20		06/15/16 15:18	7664-41-7	
5310C TOC	Analytical Method: SM 5310C							
Total Organic Carbon	**106**	mg/L	20.0	20		06/14/16 21:09	7440-44-0	

REPORT OF LABORATORY ANALYSIS

This report shall not be reproduced, except in full,
without the written consent of Pace Analytical Services, Inc..

Pace Analytical®
www.pacelabs.com

Pace Analytical Services, Inc.
Not NELAP Accredited
4860 Blazer Parkway
Dublin, OH 43017
(614)486-5421

Pace Analytical Services, Inc.
7726 Moller Road
Indianapolis, IN 46268
(317)228-3100

ANALYTICAL RESULTS

Project: Bridgeton Landfill 2Q 2016 GW
Pace Project No.: 50146462

Sample: PZ-106-SS **Lab ID: 50146462010** Collected: 06/02/16 15:46 Received: 06/03/16 09:15 Matrix: Water

Parameters	Results	Units	Report Limit	DF	Prepared	Analyzed	CAS No.	Qual
Field Data	Analytical Method:							
Field pH	**6.89**	Std. Units		1		06/02/16 00:00		
Field Temperature	**22.9**	deg C		1		06/02/16 00:00		
Field Specific Conductance	**913**	umhos/cm		1		06/02/16 00:00		
Field Turbidity	**0.29**	NTU		1		06/02/16 00:00		
Total Well Depth	**161.40**	feet		1		06/02/16 00:00		
Elevation Water Level	**450.41**	ft/msl		1		06/02/16 00:00		
Collar Elevation	**462.71**	ft/msl		1		06/02/16 00:00		
Depth to Water	**12.30**	feet		1		06/02/16 00:00		
9056 IC Anions	Analytical Method: EPA 9056							
Chloride	**34.7**	mg/L	2.5	10		06/04/16 15:51	16887-00-6	N2
Fluoride	**1.6**	mg/L	0.10	1		06/04/16 15:38	16984-48-8	N2
Sulfate	**49.6**	mg/L	2.5	10		06/04/16 15:51	14808-79-8	N2
6010 MET ICP	Analytical Method: EPA 6010 Preparation Method: EPA 3010							
Barium	**169**	ug/L	10.0	1	06/10/16 06:25	06/11/16 01:57	7440-39-3	
Boron	ND	ug/L	100	1	06/10/16 06:25	06/11/16 01:57	7440-42-8	
Calcium	**102000**	ug/L	500	1	06/10/16 06:25	06/11/16 01:57	7440-70-2	
Cobalt	ND	ug/L	5.0	1	06/10/16 06:25	06/11/16 01:57	7440-48-4	
Iron	**2440**	ug/L	50.0	1	06/10/16 06:25	06/11/16 01:57	7439-89-6	
Magnesium	**50600**	ug/L	500	1	06/10/16 06:25	06/11/16 01:57	7439-95-4	
Manganese	**14.8**	ug/L	5.0	1	06/10/16 06:25	06/11/16 01:57	7439-96-5	
Nickel	ND	ug/L	10.0	1	06/10/16 06:25	06/11/16 01:57	7440-02-0	
Sodium	**20400**	ug/L	1000	1	06/10/16 06:25	06/11/16 01:57	7440-23-5	
Total Hardness by 2340B	**463000**	ug/L	1000	1	06/10/16 06:25	06/11/16 01:57		
Zinc	ND	ug/L	20.0	1	06/10/16 06:25	06/11/16 01:57	7440-66-6	
6020 MET ICPMS	Analytical Method: EPA 6020 Preparation Method: EPA 200.2							
Antimony	ND	ug/L	5.0	1	06/07/16 07:20	06/07/16 22:23	7440-36-0	
Arsenic	**6.8**	ug/L	5.0	1	06/07/16 07:20	06/07/16 22:23	7440-38-2	
Beryllium	ND	ug/L	2.0	1	06/07/16 07:20	06/07/16 22:23	7440-41-7	
Cadmium	ND	ug/L	0.20	1	06/07/16 07:20	06/07/16 22:23	7440-43-9	
Chromium	ND	ug/L	5.0	1	06/07/16 07:20	06/07/16 22:23	7440-47-3	
Copper	ND	ug/L	5.0	1	06/07/16 07:20	06/07/16 22:23	7440-50-8	
Lead	ND	ug/L	5.0	1	06/07/16 07:20	06/07/16 22:23	7439-92-1	
Selenium	ND	ug/L	5.0	1	06/07/16 07:20	06/07/16 22:23	7782-49-2	
Silver	ND	ug/L	5.0	1	06/07/16 07:20	06/07/16 22:23	7440-22-4	
Thallium	ND	ug/L	2.0	1	06/07/16 07:20	06/07/16 22:23	7440-28-0	
Vanadium	ND	ug/L	10.0	1	06/07/16 07:20	06/07/16 22:23	7440-62-2	N2
7470 Mercury	Analytical Method: EPA 7470 Preparation Method: EPA 7470							
Mercury	ND	ug/L	0.20	1	06/20/16 11:24	06/20/16 20:12	7439-97-6	
8260 MSV	Analytical Method: EPA 8260							
Acetone	ND	ug/L	10.0	1		06/15/16 21:37	67-64-1	
Acrylonitrile	ND	ug/L	100	1		06/15/16 21:37	107-13-1	

REPORT OF LABORATORY ANALYSIS

This report shall not be reproduced, except in full,
without the written consent of Pace Analytical Services, Inc..

Pace Analytical®
www.pacelabs.com

Pace Analytical Services, Inc.
Not NELAP Accredited
4860 Blazer Parkway
Dublin, OH 43017
(614)486-5421

Pace Analytical Services, Inc.
7726 Moller Road
Indianapolis, IN 46268
(317)228-3100

ANALYTICAL RESULTS

Project: Bridgeton Landfill 2Q 2016 GW
Pace Project No.: 50146462

Sample: PZ-106-SS **Lab ID: 50146462010** Collected: 06/02/16 15:46 Received: 06/03/16 09:15 Matrix: Water

Parameters	Results	Units	Report Limit	DF	Prepared	Analyzed	CAS No.	Qual
8260 MSV	Analytical Method: EPA 8260							
Benzene	ND	ug/L	5.0	1		06/15/16 21:37	71-43-2	
Bromochloromethane	ND	ug/L	5.0	1		06/15/16 21:37	74-97-5	
Bromodichloromethane	ND	ug/L	5.0	1		06/15/16 21:37	75-27-4	
Bromoform	ND	ug/L	5.0	1		06/15/16 21:37	75-25-2	
Bromomethane	ND	ug/L	10.0	1		06/15/16 21:37	74-83-9	
2-Butanone (MEK)	ND	ug/L	10.0	1		06/15/16 21:37	78-93-3	
Carbon disulfide	ND	ug/L	10.0	1		06/15/16 21:37	75-15-0	
Carbon tetrachloride	ND	ug/L	5.0	1		06/15/16 21:37	56-23-5	
Chlorobenzene	ND	ug/L	5.0	1		06/15/16 21:37	108-90-7	
Chloroethane	ND	ug/L	10.0	1		06/15/16 21:37	75-00-3	
Chloroform	ND	ug/L	5.0	1		06/15/16 21:37	67-66-3	
Chloromethane	ND	ug/L	10.0	1		06/15/16 21:37	74-87-3	
1,2-Dibromo-3-chloropropane	ND	ug/L	5.0	1		06/15/16 21:37	96-12-8	
Dibromochloromethane	ND	ug/L	5.0	1		06/15/16 21:37	124-48-1	
1,2-Dibromoethane (EDB)	ND	ug/L	5.0	1		06/15/16 21:37	106-93-4	
Dibromomethane	ND	ug/L	10.0	1		06/15/16 21:37	74-95-3	
1,2-Dichlorobenzene	ND	ug/L	5.0	1		06/15/16 21:37	95-50-1	
1,4-Dichlorobenzene	ND	ug/L	5.0	1		06/15/16 21:37	106-46-7	
trans-1,4-Dichloro-2-butene	ND	ug/L	10.0	1		06/15/16 21:37	110-57-6	
1,1-Dichloroethane	ND	ug/L	5.0	1		06/15/16 21:37	75-34-3	
1,2-Dichloroethane	ND	ug/L	5.0	1		06/15/16 21:37	107-06-2	
1,1-Dichloroethene	ND	ug/L	5.0	1		06/15/16 21:37	75-35-4	
cis-1,2-Dichloroethene	ND	ug/L	5.0	1		06/15/16 21:37	156-59-2	
trans-1,2-Dichloroethene	ND	ug/L	5.0	1		06/15/16 21:37	156-60-5	
1,2-Dichloropropane	ND	ug/L	5.0	1		06/15/16 21:37	78-87-5	
cis-1,3-Dichloropropene	ND	ug/L	5.0	1		06/15/16 21:37	10061-01-5	
trans-1,3-Dichloropropene	ND	ug/L	5.0	1		06/15/16 21:37	10061-02-6	
Ethylbenzene	ND	ug/L	5.0	1		06/15/16 21:37	100-41-4	
2-Hexanone	ND	ug/L	10.0	1		06/15/16 21:37	591-78-6	
Iodomethane	ND	ug/L	5.0	1		06/15/16 21:37	74-88-4	
Methylene Chloride	ND	ug/L	5.0	1		06/15/16 21:37	75-09-2	
4-Methyl-2-pentanone (MIBK)	ND	ug/L	10.0	1		06/15/16 21:37	108-10-1	
Styrene	ND	ug/L	5.0	1		06/15/16 21:37	100-42-5	
1,1,1,2-Tetrachloroethane	ND	ug/L	5.0	1		06/15/16 21:37	630-20-6	
1,1,2,2-Tetrachloroethane	ND	ug/L	5.0	1		06/15/16 21:37	79-34-5	
Tetrachloroethene	ND	ug/L	5.0	1		06/15/16 21:37	127-18-4	
Toluene	ND	ug/L	5.0	1		06/15/16 21:37	108-88-3	
1,1,1-Trichloroethane	ND	ug/L	5.0	1		06/15/16 21:37	71-55-6	
1,1,2-Trichloroethane	ND	ug/L	5.0	1		06/15/16 21:37	79-00-5	
Trichloroethene	ND	ug/L	5.0	1		06/15/16 21:37	79-01-6	
Trichlorofluoromethane	ND	ug/L	10.0	1		06/15/16 21:37	75-69-4	
1,2,3-Trichloropropane	ND	ug/L	5.0	1		06/15/16 21:37	96-18-4	
Vinyl acetate	ND	ug/L	10.0	1		06/15/16 21:37	108-05-4	
Vinyl chloride	ND	ug/L	2.0	1		06/15/16 21:37	75-01-4	
Xylene (Total)	ND	ug/L	5.0	1		06/15/16 21:37	1330-20-7	
Surrogates								
Dibromofluoromethane (S)	96	%.	84-118	1		06/15/16 21:37	1868-53-7	

REPORT OF LABORATORY ANALYSIS

This report shall not be reproduced, except in full,
without the written consent of Pace Analytical Services, Inc..

Pace Analytical
www.pacelabs.com

Pace Analytical Services, Inc.
Not NELAP Accredited
4860 Blazer Parkway
Dublin, OH 43017
(614)486-5421

Pace Analytical Services, Inc.
7726 Moller Road
Indianapolis, IN 46268
(317)228-3100

ANALYTICAL RESULTS

Project: Bridgeton Landfill 2Q 2016 GW
Pace Project No.: 50146462

Sample: PZ-106-SS **Lab ID: 50146462010** Collected: 06/02/16 15:46 Received: 06/03/16 09:15 Matrix: Water

Parameters	Results	Units	Report Limit	DF	Prepared	Analyzed	CAS No.	Qual
8260 MSV	Analytical Method: EPA 8260							
Surrogates								
4-Bromofluorobenzene (S)	97	%.	79-116	1		06/15/16 21:37	460-00-4	
Toluene-d8 (S)	101	%.	86-110	1		06/15/16 21:37	2037-26-5	
2540C Total Dissolved Solids	Analytical Method: SM 2540C							
Total Dissolved Solids	**524**	mg/L	10.0	1		06/08/16 12:30		
410.4 COD	Analytical Method: EPA 410.4 Preparation Method: EPA 410.4							
Chemical Oxygen Demand	**19.6**	mg/L	10.0	1	06/16/16 09:00	06/16/16 14:03		
353.2 Nitrogen, NO2/NO3 pres.	Analytical Method: EPA 353.2							
Nitrogen, NO2 plus NO3	ND	mg/L	0.10	1		06/08/16 14:08		
365.1 Total Phosphorus	Analytical Method: EPA 365.1 Preparation Method: EPA 365.1							
Phosphorus	ND	mg/L	0.050	1	06/14/16 08:20	06/14/16 11:56	7723-14-0	
4500 Ammonia Water	Analytical Method: SM 4500-NH3 G							
Nitrogen, Ammonia	**0.22**	mg/L	0.10	1		06/15/16 15:20	7664-41-7	
5310C TOC	Analytical Method: SM 5310C							
Total Organic Carbon	**6.8**	mg/L	1.0	1		06/14/16 04:20	7440-44-0	

Sample: TRIP BLANK **Lab ID: 50146462011** Collected: 06/02/16 08:00 Received: 06/03/16 09:15 Matrix: Water

Parameters	Results	Units	Report Limit	DF	Prepared	Analyzed	CAS No.	Qual
8260 MSV	Analytical Method: EPA 8260							
Acetone	ND	ug/L	10.0	1		06/15/16 22:46	67-64-1	
Acrylonitrile	ND	ug/L	100	1		06/15/16 22:46	107-13-1	
Benzene	ND	ug/L	5.0	1		06/15/16 22:46	71-43-2	
Bromochloromethane	ND	ug/L	5.0	1		06/15/16 22:46	74-97-5	
Bromodichloromethane	ND	ug/L	5.0	1		06/15/16 22:46	75-27-4	
Bromoform	ND	ug/L	5.0	1		06/15/16 22:46	75-25-2	
Bromomethane	ND	ug/L	10.0	1		06/15/16 22:46	74-83-9	
2-Butanone (MEK)	ND	ug/L	10.0	1		06/15/16 22:46	78-93-3	
Carbon disulfide	ND	ug/L	10.0	1		06/15/16 22:46	75-15-0	
Carbon tetrachloride	ND	ug/L	5.0	1		06/15/16 22:46	56-23-5	
Chlorobenzene	ND	ug/L	5.0	1		06/15/16 22:46	108-90-7	
Chloroethane	ND	ug/L	10.0	1		06/15/16 22:46	75-00-3	
Chloroform	ND	ug/L	5.0	1		06/15/16 22:46	67-66-3	
Chloromethane	ND	ug/L	10.0	1		06/15/16 22:46	74-87-3	
1,2-Dibromo-3-chloropropane	ND	ug/L	5.0	1		06/15/16 22:46	96-12-8	
Dibromochloromethane	ND	ug/L	5.0	1		06/15/16 22:46	124-48-1	
1,2-Dibromoethane (EDB)	ND	ug/L	5.0	1		06/15/16 22:46	106-93-4	
Dibromomethane	ND	ug/L	10.0	1		06/15/16 22:46	74-95-3	

REPORT OF LABORATORY ANALYSIS

This report shall not be reproduced, except in full.
without the written consent of Pace Analytical Services, Inc..

Pace Analytical®
www.pacelabs.com

Pace Analytical Services, Inc.
Not NELAP Accredited
4860 Blazer Parkway
Dublin, OH 43017
(614)486-5421

Pace Analytical Services, Inc.
7726 Moller Road
Indianapolis, IN 46268
(317)228-3100

ANALYTICAL RESULTS

Project: Bridgeton Landfill 2Q 2016 GW
Pace Project No.: 50146462

Sample: TRIP BLANK **Lab ID: 50146462011** Collected: 06/02/16 08:00 Received: 06/03/16 09:15 Matrix: Water

Parameters	Results	Units	Report Limit	DF	Prepared	Analyzed	CAS No.	Qual
8260 MSV	Analytical Method: EPA 8260							
1,2-Dichlorobenzene	ND	ug/L	5.0	1		06/15/16 22:46	95-50-1	
1,4-Dichlorobenzene	ND	ug/L	5.0	1		06/15/16 22:46	106-46-7	
trans-1,4-Dichloro-2-butene	ND	ug/L	10.0	1		06/15/16 22:46	110-57-6	
1,1-Dichloroethane	ND	ug/L	5.0	1		06/15/16 22:46	75-34-3	
1,2-Dichloroethane	ND	ug/L	5.0	1		06/15/16 22:46	107-06-2	
1,1-Dichloroethene	ND	ug/L	5.0	1		06/15/16 22:46	75-35-4	
cis-1,2-Dichloroethene	ND	ug/L	5.0	1		06/15/16 22:46	156-59-2	
trans-1,2-Dichloroethene	ND	ug/L	5.0	1		06/15/16 22:46	156-60-5	
1,2-Dichloropropane	ND	ug/L	5.0	1		06/15/16 22:46	78-87-5	
cis-1,3-Dichloropropene	ND	ug/L	5.0	1		06/15/16 22:46	10061-01-5	
trans-1,3-Dichloropropene	ND	ug/L	5.0	1		06/15/16 22:46	10061-02-6	
Ethylbenzene	ND	ug/L	5.0	1		06/15/16 22:46	100-41-4	
2-Hexanone	ND	ug/L	10.0	1		06/15/16 22:46	591-78-6	
Iodomethane	ND	ug/L	5.0	1		06/15/16 22:46	74-88-4	
Methylene Chloride	ND	ug/L	5.0	1		06/15/16 22:46	75-09-2	
4-Methyl-2-pentanone (MIBK)	ND	ug/L	10.0	1		06/15/16 22:46	108-10-1	
Styrene	ND	ug/L	5.0	1		06/15/16 22:46	100-42-5	
1,1,1,2-Tetrachloroethane	ND	ug/L	5.0	1		06/15/16 22:46	630-20-6	
1,1,2,2-Tetrachloroethane	ND	ug/L	5.0	1		06/15/16 22:46	79-34-5	
Tetrachloroethene	ND	ug/L	5.0	1		06/15/16 22:46	127-18-4	
Toluene	ND	ug/L	5.0	1		06/15/16 22:46	108-88-3	
1,1,1-Trichloroethane	ND	ug/L	5.0	1		06/15/16 22:46	71-55-6	
1,1,2-Trichloroethane	ND	ug/L	5.0	1		06/15/16 22:46	79-00-5	
Trichloroethene	ND	ug/L	5.0	1		06/15/16 22:46	79-01-6	
Trichlorofluoromethane	ND	ug/L	10.0	1		06/15/16 22:46	75-69-4	
1,2,3-Trichloropropane	ND	ug/L	5.0	1		06/15/16 22:46	96-18-4	
Vinyl acetate	ND	ug/L	10.0	1		06/15/16 22:46	108-05-4	
Vinyl chloride	ND	ug/L	2.0	1		06/15/16 22:46	75-01-4	
Xylene (Total)	ND	ug/L	5.0	1		06/15/16 22:46	1330-20-7	
Surrogates								
Dibromofluoromethane (S)	97	%.	84-118	1		06/15/16 22:46	1868-53-7	
4-Bromofluorobenzene (S)	92	%.	79-116	1		06/15/16 22:46	460-00-4	
Toluene-d8 (S)	101	%.	86-110	1		06/15/16 22:46	2037-26-5	

Sample: PZ-104-SD **Lab ID: 50146462017** Collected: 06/03/16 09:28 Received: 06/06/16 10:45 Matrix: Water

Parameters	Results	Units	Report Limit	DF	Prepared	Analyzed	CAS No.	Qual
Field Data	Analytical Method:							
Field pH	**6.80**	Std. Units		1		06/03/16 00:00		
Field Temperature	**27.8**	deg C		1		06/03/16 00:00		
Field Specific Conductance	**1943**	umhos/cm		1		06/03/16 00:00		
Field Turbidity	**2.52**	NTU		1		06/03/16 00:00		
Total Well Depth	**120.64**	feet		1		06/03/16 00:00		
Elevation Water Level	**462.95**	ft/msl		1		06/03/16 00:00		
Collar Elevation	**483.51**	ft/msl		1		06/03/16 00:00		

REPORT OF LABORATORY ANALYSIS

This report shall not be reproduced, except in full,
without the written consent of Pace Analytical Services, Inc..

Pace Analytical®
www.pacelabs.com

Pace Analytical Services, Inc.
Not NELAP Accredited
4860 Blazer Parkway
Dublin, OH 43017
(614)486-5421

Pace Analytical Services, Inc.
7726 Moller Road
Indianapolis, IN 46268
(317)228-3100

ANALYTICAL RESULTS

Project: Bridgeton Landfill 2Q 2016 GW
Pace Project No.: 50146462

Sample: PZ-104-SD **Lab ID: 50146462017** Collected: 06/03/16 09:28 Received: 06/06/16 10:45 Matrix: Water

Parameters	Results	Units	Report Limit	DF	Prepared	Analyzed	CAS No.	Qual
Field Data	Analytical Method:							
Depth to Water	**20.56**	feet		1		06/03/16 00:00		
8082 GCS PCB Waters	Analytical Method: EPA 8082 Preparation Method: EPA 3510							
PCB-1221 (Aroclor 1221)	ND	ug/L	0.20	1	06/07/16 11:45	06/08/16 14:20	11104-28-2	
Surrogates								
Tetrachloro-m-xylene (S)	69	%.	10-98	1	06/07/16 11:45	06/08/16 14:20	877-09-8	
9056 IC Anions	Analytical Method: EPA 9056							
Chloride	**333**	mg/L	25.0	100		06/08/16 10:50	16887-00-6	N2
Fluoride	**0.65**	mg/L	0.10	1		06/08/16 10:24	16984-48-8	N2
Sulfate	**0.60**	mg/L	0.25	1		06/08/16 10:24	14808-79-8	N2
6010 MET ICP	Analytical Method: EPA 6010 Preparation Method: EPA 3010							
Barium	**848**	ug/L	10.0	1	06/10/16 06:25	06/11/16 02:16	7440-39-3	
Boron	**1400**	ug/L	100	1	06/10/16 06:25	06/11/16 02:16	7440-42-8	
Calcium	**113000**	ug/L	500	1	06/10/16 06:25	06/11/16 02:16	7440-70-2	
Cobalt	ND	ug/L	5.0	1	06/10/16 06:25	06/11/16 02:16	7440-48-4	
Iron	**14900**	ug/L	50.0	1	06/10/16 06:25	06/11/16 02:16	7439-89-6	
Magnesium	**75900**	ug/L	500	1	06/10/16 06:25	06/11/16 02:16	7439-95-4	
Manganese	**147**	ug/L	5.0	1	06/10/16 06:25	06/11/16 02:16	7439-96-5	
Nickel	**83.8**	ug/L	10.0	1	06/10/16 06:25	06/11/16 02:16	7440-02-0	
Sodium	**219000**	ug/L	2000	2	06/10/16 06:25	06/11/16 02:43	7440-23-5	
Total Hardness by 2340B	**595000**	ug/L	1000	1	06/10/16 06:25	06/11/16 02:16		
Zinc	ND	ug/L	20.0	1	06/10/16 06:25	06/11/16 02:16	7440-66-6	
6020 MET ICPMS	Analytical Method: EPA 6020 Preparation Method: EPA 200.2							
Antimony	ND	ug/L	5.0	1	06/07/16 07:20	06/07/16 23:14	7440-36-0	
Arsenic	**19.3**	ug/L	5.0	1	06/07/16 07:20	06/07/16 23:14	7440-38-2	
Beryllium	ND	ug/L	2.0	1	06/07/16 07:20	06/07/16 23:14	7440-41-7	
Cadmium	ND	ug/L	0.20	1	06/07/16 07:20	06/07/16 23:14	7440-43-9	
Chromium	**21.2**	ug/L	5.0	1	06/07/16 07:20	06/07/16 23:14	7440-47-3	
Copper	ND	ug/L	5.0	1	06/07/16 07:20	06/07/16 23:14	7440-50-8	
Lead	ND	ug/L	5.0	1	06/07/16 07:20	06/07/16 23:14	7439-92-1	
Selenium	ND	ug/L	5.0	1	06/07/16 07:20	06/07/16 23:14	7782-49-2	
Silver	ND	ug/L	5.0	1	06/07/16 07:20	06/07/16 23:14	7440-22-4	
Thallium	ND	ug/L	2.0	1	06/07/16 07:20	06/07/16 23:14	7440-28-0	
Vanadium	**16.9**	ug/L	10.0	1	06/07/16 07:20	06/07/16 23:14	7440-62-2	N2
7470 Mercury	Analytical Method: EPA 7470 Preparation Method: EPA 7470							
Mercury	ND	ug/L	0.20	1	06/20/16 16:30	06/21/16 12:27	7439-97-6	
8270 Low-volume Full Spike	Analytical Method: EPA 8270 Preparation Method: EPA 3510							
3&4-Methylphenol(m&p Cresol)	ND	ug/L	10.0	1	06/07/16 12:45	06/08/16 15:34		
Phenol	ND	ug/L	10.0	1	06/07/16 12:45	06/08/16 15:34	108-95-2	
Surrogates								
Nitrobenzene-d5 (S)	91	%.	38-124	1	06/07/16 12:45	06/08/16 15:34	4165-60-0	

REPORT OF LABORATORY ANALYSIS

This report shall not be reproduced, except in full,
without the written consent of Pace Analytical Services, Inc..

Pace Analytical®
www.pacelabs.com

Pace Analytical Services, Inc.
Not NELAP Accredited
4860 Blazer Parkway
Dublin, OH 43017
(614)486-5421

Pace Analytical Services, Inc.
7726 Moller Road
Indianapolis, IN 46268
(317)228-3100

ANALYTICAL RESULTS

Project: Bridgeton Landfill 2Q 2016 GW
Pace Project No.: 50146462

Sample: PZ-104-SD **Lab ID: 50146462017** Collected: 06/03/16 09:28 Received: 06/06/16 10:45 Matrix: Water

Parameters	Results	Units	Report Limit	DF	Prepared	Analyzed	CAS No.	Qual
8270 Low-volume Full Spike	Analytical Method: EPA 8270 Preparation Method: EPA 3510							
Surrogates								
2-Fluorobiphenyl (S)	82	%.	33-114	1	06/07/16 12:45	06/08/16 15:34	321-60-8	
p-Terphenyl-d14 (S)	62	%.	10-113	1	06/07/16 12:45	06/08/16 15:34	1718-51-0	
Phenol-d5 (S)	51	%.	10-58	1	06/07/16 12:45	06/08/16 15:34	4165-62-2	
2-Fluorophenol (S)	52	%.	11-79	1	06/07/16 12:45	06/08/16 15:34	367-12-4	
2,4,6-Tribromophenol (S)	118	%.	29-158	1	06/07/16 12:45	06/08/16 15:34	118-79-6	
8260 MSV	Analytical Method: EPA 8260							
Acetone	ND	ug/L	10.0	1		06/15/16 23:55	67-64-1	
Acrylonitrile	ND	ug/L	100	1		06/15/16 23:55	107-13-1	
Benzene	**554**	ug/L	50.0	10		06/16/16 21:16	71-43-2	
Bromochloromethane	ND	ug/L	5.0	1		06/15/16 23:55	74-97-5	
Bromodichloromethane	ND	ug/L	5.0	1		06/15/16 23:55	75-27-4	
Bromoform	ND	ug/L	5.0	1		06/15/16 23:55	75-25-2	
Bromomethane	ND	ug/L	10.0	1		06/15/16 23:55	74-83-9	
2-Butanone (MEK)	ND	ug/L	10.0	1		06/15/16 23:55	78-93-3	
n-Butyl chloride	ND	ug/L	5.0	1		06/15/16 23:55	109-69-3	
Carbon disulfide	ND	ug/L	10.0	1		06/15/16 23:55	75-15-0	
Carbon tetrachloride	ND	ug/L	5.0	1		06/15/16 23:55	56-23-5	
Chlorobenzene	ND	ug/L	5.0	1		06/15/16 23:55	108-90-7	
Chloroethane	ND	ug/L	10.0	1		06/15/16 23:55	75-00-3	
Chloroform	ND	ug/L	5.0	1		06/15/16 23:55	67-66-3	
Chloromethane	ND	ug/L	10.0	1		06/15/16 23:55	74-87-3	
1,2-Dibromo-3-chloropropane	ND	ug/L	5.0	1		06/15/16 23:55	96-12-8	
Dibromochloromethane	ND	ug/L	5.0	1		06/15/16 23:55	124-48-1	
1,2-Dibromoethane (EDB)	ND	ug/L	5.0	1		06/15/16 23:55	106-93-4	
Dibromomethane	ND	ug/L	10.0	1		06/15/16 23:55	74-95-3	
1,2-Dichlorobenzene	ND	ug/L	5.0	1		06/15/16 23:55	95-50-1	
1,4-Dichlorobenzene	ND	ug/L	5.0	1		06/15/16 23:55	106-46-7	
trans-1,4-Dichloro-2-butene	ND	ug/L	10.0	1		06/15/16 23:55	110-57-6	
1,1-Dichloroethane	ND	ug/L	5.0	1		06/15/16 23:55	75-34-3	
1,2-Dichloroethane	ND	ug/L	5.0	1		06/15/16 23:55	107-06-2	
1,1-Dichloroethene	ND	ug/L	5.0	1		06/15/16 23:55	75-35-4	
cis-1,2-Dichloroethene	ND	ug/L	5.0	1		06/15/16 23:55	156-59-2	
trans-1,2-Dichloroethene	ND	ug/L	5.0	1		06/15/16 23:55	156-60-5	
1,2-Dichloropropane	ND	ug/L	5.0	1		06/15/16 23:55	78-87-5	
cis-1,3-Dichloropropene	ND	ug/L	5.0	1		06/15/16 23:55	10061-01-5	
trans-1,3-Dichloropropene	ND	ug/L	5.0	1		06/15/16 23:55	10061-02-6	
Ethylbenzene	ND	ug/L	5.0	1		06/15/16 23:55	100-41-4	
2-Hexanone	ND	ug/L	10.0	1		06/15/16 23:55	591-78-6	
Iodomethane	ND	ug/L	5.0	1		06/15/16 23:55	74-88-4	
Isopropylbenzene (Cumene)	ND	ug/L	5.0	1		06/15/16 23:55	98-82-8	
p-Isopropyltoluene	ND	ug/L	5.0	1		06/15/16 23:55	99-87-6	
Methylene Chloride	ND	ug/L	5.0	1		06/15/16 23:55	75-09-2	
4-Methyl-2-pentanone (MIBK)	ND	ug/L	10.0	1		06/15/16 23:55	108-10-1	
Methyl-tert-butyl ether	**5.2**	ug/L	5.0	1		06/15/16 23:55	1634-04-4	
Styrene	ND	ug/L	5.0	1		06/15/16 23:55	100-42-5	

REPORT OF LABORATORY ANALYSIS

This report shall not be reproduced, except in full,
without the written consent of Pace Analytical Services, Inc..

Pace Analytical
www.pacelabs.com

Pace Analytical Services, Inc.
Not NELAP Accredited
4860 Blazer Parkway
Dublin, OH 43017
(614)486-5421

Pace Analytical Services, Inc.
7726 Moller Road
Indianapolis, IN 46268
(317)228-3100

ANALYTICAL RESULTS

Project: Bridgeton Landfill 2Q 2016 GW
Pace Project No.: 50146462

Sample: PZ-104-SD **Lab ID: 50146462017** Collected: 06/03/16 09:28 Received: 06/06/16 10:45 Matrix: Water

Parameters	Results	Units	Report Limit	DF	Prepared	Analyzed	CAS No.	Qual
8260 MSV	Analytical Method: EPA 8260							
1,1,1,2-Tetrachloroethane	ND	ug/L	5.0	1		06/15/16 23:55	630-20-6	
1,1,2,2-Tetrachloroethane	ND	ug/L	5.0	1		06/15/16 23:55	79-34-5	
Tetrachloroethene	ND	ug/L	5.0	1		06/15/16 23:55	127-18-4	
Tetrahydrofuran	ND	ug/L	1000	10		06/16/16 21:16	109-99-9	N2
Toluene	**8.5**	ug/L	5.0	1		06/15/16 23:55	108-88-3	
1,1,1-Trichloroethane	ND	ug/L	5.0	1		06/15/16 23:55	71-55-6	
1,1,2-Trichloroethane	ND	ug/L	5.0	1		06/15/16 23:55	79-00-5	
Trichloroethene	ND	ug/L	5.0	1		06/15/16 23:55	79-01-6	
Trichlorofluoromethane	ND	ug/L	10.0	1		06/15/16 23:55	75-69-4	
1,2,3-Trichloropropane	ND	ug/L	5.0	1		06/15/16 23:55	96-18-4	
1,2,4-Trimethylbenzene	ND	ug/L	5.0	1		06/15/16 23:55	95-63-6	
1,3,5-Trimethylbenzene	ND	ug/L	5.0	1		06/15/16 23:55	108-67-8	
Vinyl acetate	ND	ug/L	10.0	1		06/15/16 23:55	108-05-4	
Vinyl chloride	ND	ug/L	2.0	1		06/15/16 23:55	75-01-4	
Xylene (Total)	**24.4**	ug/L	5.0	1		06/15/16 23:55	1330-20-7	
Surrogates								
Dibromofluoromethane (S)	95	%.	84-118	1		06/15/16 23:55	1868-53-7	
4-Bromofluorobenzene (S)	93	%.	79-116	1		06/15/16 23:55	460-00-4	
Toluene-d8 (S)	100	%.	86-110	1		06/15/16 23:55	2037-26-5	
2540C Total Dissolved Solids	Analytical Method: SM 2540C							
Total Dissolved Solids	**1300**	mg/L	20.0	1		06/09/16 07:00		
410.4 COD	Analytical Method: EPA 410.4 Preparation Method: EPA 410.4							
Chemical Oxygen Demand	**358**	mg/L	10.0	1	06/16/16 11:52	06/17/16 09:08		
4500S2D Sulfide Water	Analytical Method: SM 4500-S2-D							
Sulfide	ND	mg/L	1.0	1		06/09/16 10:14		
353.2 Nitrogen, NO2/NO3 pres.	Analytical Method: EPA 353.2							
Nitrogen, NO2 plus NO3	ND	mg/L	2.5	25		06/09/16 14:17		D3
365.1 Total Phosphorus	Analytical Method: EPA 365.1 Preparation Method: EPA 365.1							
Phosphorus	**0.16**	mg/L	0.050	1	06/27/16 08:43	06/28/16 11:10	7723-14-0	
4500 Ammonia Water	Analytical Method: SM 4500-NH3 G							
Nitrogen, Ammonia	**50.1**	mg/L	2.0	20		06/15/16 15:22	7664-41-7	
5310C TOC	Analytical Method: SM 5310C							
Total Organic Carbon	**114**	mg/L	40.0	40		06/14/16 23:04	7440-44-0	

REPORT OF LABORATORY ANALYSIS

This report shall not be reproduced, except in full,
without the written consent of Pace Analytical Services, Inc..

Pace Analytical®
www.pacelabs.com

Pace Analytical Services, Inc.
Not NELAP Accredited
4860 Blazer Parkway
Dublin, OH 43017
(614)486-5421

Pace Analytical Services, Inc.
7726 Moller Road
Indianapolis, IN 46268
(317)228-3100

ANALYTICAL RESULTS

Project: Bridgeton Landfill 2Q 2016 GW
Pace Project No.: 50146462

Sample: PZ-104-SD Dup **Lab ID: 50146462018** Collected: 06/03/16 09:28 Received: 06/06/16 10:45 Matrix: Water

Parameters	Results	Units	Report Limit	DF	Prepared	Analyzed	CAS No.	Qual
8082 GCS PCB Waters	Analytical Method: EPA 8082 Preparation Method: EPA 3510							
PCB-1221 (Aroclor 1221)	ND	ug/L	0.20	1	06/07/16 11:45	06/08/16 14:41	11104-28-2	
Surrogates								
Tetrachloro-m-xylene (S)	60	%.	10-98	1	06/07/16 11:45	06/08/16 14:41	877-09-8	
9056 IC Anions	Analytical Method: EPA 9056							
Chloride	**315**	mg/L	25.0	100		06/08/16 19:29	16887-00-6	N2
Fluoride	**0.66**	mg/L	0.10	1		06/08/16 11:02	16984-48-8	N2
Sulfate	**0.63**	mg/L	0.25	1		06/08/16 11:02	14808-79-8	N2
6010 MET ICP	Analytical Method: EPA 6010 Preparation Method: EPA 3010							
Barium	**832**	ug/L	10.0	1	06/10/16 06:25	06/11/16 02:18	7440-39-3	
Boron	**1400**	ug/L	100	1	06/10/16 06:25	06/11/16 02:18	7440-42-8	
Calcium	**110000**	ug/L	500	1	06/10/16 06:25	06/11/16 02:18	7440-70-2	
Cobalt	ND	ug/L	5.0	1	06/10/16 06:25	06/11/16 02:18	7440-48-4	
Iron	**14600**	ug/L	50.0	1	06/10/16 06:25	06/11/16 02:18	7439-89-6	
Magnesium	**74300**	ug/L	500	1	06/10/16 06:25	06/11/16 02:18	7439-95-4	
Manganese	**142**	ug/L	5.0	1	06/10/16 06:25	06/11/16 02:18	7439-96-5	
Nickel	**83.8**	ug/L	10.0	1	06/10/16 06:25	06/11/16 02:18	7440-02-0	
Sodium	**218000**	ug/L	2000	2	06/10/16 06:25	06/11/16 02:45	7440-23-5	
Total Hardness by 2340B	**581000**	ug/L	1000	1	06/10/16 06:25	06/11/16 02:18		
Zinc	ND	ug/L	20.0	1	06/10/16 06:25	06/11/16 02:18	7440-66-6	
6020 MET ICPMS	Analytical Method: EPA 6020 Preparation Method: EPA 200.2							
Antimony	ND	ug/L	5.0	1	06/07/16 07:20	06/07/16 23:18	7440-36-0	
Arsenic	**18.9**	ug/L	5.0	1	06/07/16 07:20	06/07/16 23:18	7440-38-2	
Beryllium	ND	ug/L	2.0	1	06/07/16 07:20	06/07/16 23:18	7440-41-7	
Cadmium	ND	ug/L	0.20	1	06/07/16 07:20	06/07/16 23:18	7440-43-9	
Chromium	**21.2**	ug/L	5.0	1	06/07/16 07:20	06/07/16 23:18	7440-47-3	
Copper	ND	ug/L	5.0	1	06/07/16 07:20	06/07/16 23:18	7440-50-8	
Lead	ND	ug/L	5.0	1	06/07/16 07:20	06/07/16 23:18	7439-92-1	
Selenium	ND	ug/L	5.0	1	06/07/16 07:20	06/07/16 23:18	7782-49-2	
Silver	ND	ug/L	5.0	1	06/07/16 07:20	06/07/16 23:18	7440-22-4	
Thallium	ND	ug/L	2.0	1	06/07/16 07:20	06/07/16 23:18	7440-28-0	
Vanadium	**16.3**	ug/L	10.0	1	06/07/16 07:20	06/07/16 23:18	7440-62-2	N2
7470 Mercury	Analytical Method: EPA 7470 Preparation Method: EPA 7470							
Mercury	ND	ug/L	0.20	1	06/20/16 16:30	06/21/16 12:29	7439-97-6	
8270 Low-volume Full Spike	Analytical Method: EPA 8270 Preparation Method: EPA 3510							
3&4-Methylphenol(m&p Cresol)	ND	ug/L	10.0	1	06/07/16 12:45	06/08/16 15:51		
Phenol	ND	ug/L	10.0	1	06/07/16 12:45	06/08/16 15:51	108-95-2	
Surrogates								
Nitrobenzene-d5 (S)	82	%.	38-124	1	06/07/16 12:45	06/08/16 15:51	4165-60-0	
2-Fluorobiphenyl (S)	74	%.	33-114	1	06/07/16 12:45	06/08/16 15:51	321-60-8	
p-Terphenyl-d14 (S)	58	%.	10-113	1	06/07/16 12:45	06/08/16 15:51	1718-51-0	
Phenol-d5 (S)	47	%.	10-58	1	06/07/16 12:45	06/08/16 15:51	4165-62-2	

REPORT OF LABORATORY ANALYSIS

This report shall not be reproduced, except in full,
without the written consent of Pace Analytical Services, Inc..

Pace Analytical
www.pacelabs.com

Pace Analytical Services, Inc.
Not NELAP Accredited
4860 Blazer Parkway
Dublin, OH 43017
(614)486-5421

Pace Analytical Services, Inc.
7726 Moller Road
Indianapolis, IN 46268
(317)228-3100

ANALYTICAL RESULTS

Project: Bridgeton Landfill 2Q 2016 GW
Pace Project No.: 50146462

Sample: PZ-104-SD Dup **Lab ID: 50146462018** Collected: 06/03/16 09:28 Received: 06/06/16 10:45 Matrix: Water

Parameters	Results	Units	Report Limit	DF	Prepared	Analyzed	CAS No.	Qual
8270 Low-volume Full Spike	Analytical Method: EPA 8270 Preparation Method: EPA 3510							
Surrogates								
2-Fluorophenol (S)	50	%.	11-79	1	06/07/16 12:45	06/08/16 15:51	367-12-4	
2,4,6-Tribromophenol (S)	106	%.	29-158	1	06/07/16 12:45	06/08/16 15:51	118-79-6	
8260 MSV	Analytical Method: EPA 8260							
Acetone	ND	ug/L	10.0	1		06/17/16 16:32	67-64-1	
Acrylonitrile	ND	ug/L	100	1		06/17/16 16:32	107-13-1	
Benzene	**516**	ug/L	50.0	10		06/17/16 17:06	71-43-2	
Bromochloromethane	ND	ug/L	5.0	1		06/17/16 16:32	74-97-5	
Bromodichloromethane	ND	ug/L	5.0	1		06/17/16 16:32	75-27-4	
Bromoform	ND	ug/L	5.0	1		06/17/16 16:32	75-25-2	
Bromomethane	ND	ug/L	10.0	1		06/17/16 16:32	74-83-9	
2-Butanone (MEK)	ND	ug/L	10.0	1		06/17/16 16:32	78-93-3	
n-Butyl chloride	ND	ug/L	5.0	1		06/17/16 16:32	109-69-3	
Carbon disulfide	ND	ug/L	10.0	1		06/17/16 16:32	75-15-0	
Carbon tetrachloride	ND	ug/L	5.0	1		06/17/16 16:32	56-23-5	
Chlorobenzene	ND	ug/L	5.0	1		06/17/16 16:32	108-90-7	
Chloroethane	ND	ug/L	10.0	1		06/17/16 16:32	75-00-3	
Chloroform	ND	ug/L	5.0	1		06/17/16 16:32	67-66-3	
Chloromethane	ND	ug/L	10.0	1		06/17/16 16:32	74-87-3	
1,2-Dibromo-3-chloropropane	ND	ug/L	5.0	1		06/17/16 16:32	96-12-8	
Dibromochloromethane	ND	ug/L	5.0	1		06/17/16 16:32	124-48-1	
1,2-Dibromoethane (EDB)	ND	ug/L	5.0	1		06/17/16 16:32	106-93-4	
Dibromomethane	ND	ug/L	10.0	1		06/17/16 16:32	74-95-3	
1,2-Dichlorobenzene	ND	ug/L	5.0	1		06/17/16 16:32	95-50-1	
1,4-Dichlorobenzene	ND	ug/L	5.0	1		06/17/16 16:32	106-46-7	
trans-1,4-Dichloro-2-butene	ND	ug/L	10.0	1		06/17/16 16:32	110-57-6	
1,1-Dichloroethane	ND	ug/L	5.0	1		06/17/16 16:32	75-34-3	
1,2-Dichloroethane	ND	ug/L	5.0	1		06/17/16 16:32	107-06-2	
1,1-Dichloroethene	ND	ug/L	5.0	1		06/17/16 16:32	75-35-4	
cis-1,2-Dichloroethene	ND	ug/L	5.0	1		06/17/16 16:32	156-59-2	
trans-1,2-Dichloroethene	ND	ug/L	5.0	1		06/17/16 16:32	156-60-5	
1,2-Dichloropropane	ND	ug/L	5.0	1		06/17/16 16:32	78-87-5	
cis-1,3-Dichloropropene	ND	ug/L	5.0	1		06/17/16 16:32	10061-01-5	
trans-1,3-Dichloropropene	ND	ug/L	5.0	1		06/17/16 16:32	10061-02-6	
Ethylbenzene	ND	ug/L	5.0	1		06/17/16 16:32	100-41-4	
2-Hexanone	ND	ug/L	10.0	1		06/17/16 16:32	591-78-6	
Iodomethane	ND	ug/L	5.0	1		06/17/16 16:32	74-88-4	
Isopropylbenzene (Cumene)	ND	ug/L	5.0	1		06/17/16 16:32	98-82-8	
p-Isopropyltoluene	ND	ug/L	5.0	1		06/17/16 16:32	99-87-6	
Methylene Chloride	ND	ug/L	5.0	1		06/17/16 16:32	75-09-2	
4-Methyl-2-pentanone (MIBK)	ND	ug/L	10.0	1		06/17/16 16:32	108-10-1	
Methyl-tert-butyl ether	**6.3**	ug/L	5.0	1		06/17/16 16:32	1634-04-4	
Styrene	ND	ug/L	5.0	1		06/17/16 16:32	100-42-5	
1,1,1,2-Tetrachloroethane	ND	ug/L	5.0	1		06/17/16 16:32	630-20-6	
1,1,2,2-Tetrachloroethane	ND	ug/L	5.0	1		06/17/16 16:32	79-34-5	
Tetrachloroethene	ND	ug/L	5.0	1		06/17/16 16:32	127-18-4	

REPORT OF LABORATORY ANALYSIS

This report shall not be reproduced, except in full,
without the written consent of Pace Analytical Services, Inc..

Pace Analytical®
www.pacelabs.com

Pace Analytical Services, Inc.
Not NELAP Accredited
4860 Blazer Parkway
Dublin, OH 43017
(614)486-5421

Pace Analytical Services, Inc.
7726 Moller Road
Indianapolis, IN 46268
(317)228-3100

ANALYTICAL RESULTS

Project: Bridgeton Landfill 2Q 2016 GW
Pace Project No.: 50146462

Sample: PZ-104-SD Dup **Lab ID: 50146462018** Collected: 06/03/16 09:28 Received: 06/06/16 10:45 Matrix: Water

Parameters	Results	Units	Report Limit	DF	Prepared	Analyzed	CAS No.	Qual
8260 MSV	Analytical Method: EPA 8260							
Tetrahydrofuran	ND	ug/L	1000	10		06/17/16 17:06	109-99-9	N2
Toluene	**7.9**	ug/L	5.0	1		06/17/16 16:32	108-88-3	
1,1,1-Trichloroethane	ND	ug/L	5.0	1		06/17/16 16:32	71-55-6	
1,1,2-Trichloroethane	ND	ug/L	5.0	1		06/17/16 16:32	79-00-5	
Trichloroethene	ND	ug/L	5.0	1		06/17/16 16:32	79-01-6	
Trichlorofluoromethane	ND	ug/L	10.0	1		06/17/16 16:32	75-69-4	
1,2,3-Trichloropropane	ND	ug/L	5.0	1		06/17/16 16:32	96-18-4	
1,2,4-Trimethylbenzene	ND	ug/L	5.0	1		06/17/16 16:32	95-63-6	
1,3,5-Trimethylbenzene	ND	ug/L	5.0	1		06/17/16 16:32	108-67-8	
Vinyl acetate	ND	ug/L	10.0	1		06/17/16 16:32	108-05-4	
Vinyl chloride	ND	ug/L	2.0	1		06/17/16 16:32	75-01-4	
Xylene (Total)	**27.0**	ug/L	5.0	1		06/17/16 16:32	1330-20-7	
Surrogates								
Dibromofluoromethane (S)	94	%.	84-118	1		06/17/16 16:32	1868-53-7	
4-Bromofluorobenzene (S)	92	%.	79-116	1		06/17/16 16:32	460-00-4	
Toluene-d8 (S)	94	%.	86-110	1		06/17/16 16:32	2037-26-5	
2540C Total Dissolved Solids	Analytical Method: SM 2540C							
Total Dissolved Solids	**1270**	mg/L	20.0	1		06/09/16 07:01		
410.4 COD	Analytical Method: EPA 410.4 Preparation Method: EPA 410.4							
Chemical Oxygen Demand	**356**	mg/L	10.0	1	06/16/16 11:52	06/17/16 09:08		
4500S2D Sulfide Water	Analytical Method: SM 4500-S2-D							
Sulfide	ND	mg/L	1.0	1		06/09/16 10:15		
353.2 Nitrogen, NO2/NO3 pres.	Analytical Method: EPA 353.2							
Nitrogen, NO2 plus NO3	ND	mg/L	2.5	25		06/09/16 14:20		D3
365.1 Total Phosphorus	Analytical Method: EPA 365.1 Preparation Method: EPA 365.1							
Phosphorus	**0.15**	mg/L	0.050	1	06/27/16 08:43	06/28/16 11:10	7723-14-0	
4500 Ammonia Water	Analytical Method: SM 4500-NH3 G							
Nitrogen, Ammonia	**50.0**	mg/L	2.0	20		06/15/16 15:25	7664-41-7	
5310C TOC	Analytical Method: SM 5310C							
Total Organic Carbon	**113**	mg/L	40.0	40		06/14/16 23:27	7440-44-0	

Sample: FB @ PZ-104-SS **Lab ID: 50146462019** Collected: 06/03/16 10:15 Received: 06/06/16 10:45 Matrix: Water

Parameters	Results	Units	Report Limit	DF	Prepared	Analyzed	CAS No.	Qual
8082 GCS PCB Waters	Analytical Method: EPA 8082 Preparation Method: EPA 3510							
PCB-1221 (Aroclor 1221)	ND	ug/L	0.20	1	06/07/16 11:45	06/08/16 15:01	11104-28-2	

REPORT OF LABORATORY ANALYSIS

This report shall not be reproduced, except in full,
without the written consent of Pace Analytical Services, Inc..

Pace Analytical
www.pacelabs.com

Pace Analytical Services, Inc.
Not NELAP Accredited
4860 Blazer Parkway
Dublin, OH 43017
(614)486-5421

Pace Analytical Services, Inc.
7726 Moller Road
Indianapolis, IN 46268
(317)228-3100

ANALYTICAL RESULTS

Project: Bridgeton Landfill 2Q 2016 GW
Pace Project No.: 50146462

Sample: FB @ PZ-104-SS **Lab ID: 50146462019** Collected: 06/03/16 10:15 Received: 06/06/16 10:45 Matrix: Water

Parameters	Results	Units	Report Limit	DF	Prepared	Analyzed	CAS No.	Qual
8082 GCS PCB Waters	Analytical Method: EPA 8082 Preparation Method: EPA 3510							
Surrogates								
Tetrachloro-m-xylene (S)	78	%.	10-98	1	06/07/16 11:45	06/08/16 15:01	877-09-8	
9056 IC Anions	Analytical Method: EPA 9056							
Chloride	ND	mg/L	0.25	1		06/08/16 13:15	16887-00-6	N2
Fluoride	ND	mg/L	0.10	1		06/08/16 13:15	16984-48-8	N2
Sulfate	ND	mg/L	0.25	1		06/08/16 13:15	14808-79-8	N2
6010 MET ICP	Analytical Method: EPA 6010 Preparation Method: EPA 3010							
Barium	ND	ug/L	10.0	1	06/10/16 06:25	06/11/16 02:23	7440-39-3	
Boron	ND	ug/L	100	1	06/10/16 06:25	06/11/16 02:23	7440-42-8	
Calcium	ND	ug/L	500	1	06/10/16 06:25	06/11/16 02:23	7440-70-2	
Cobalt	ND	ug/L	5.0	1	06/10/16 06:25	06/11/16 02:23	7440-48-4	
Iron	ND	ug/L	50.0	1	06/10/16 06:25	06/11/16 02:23	7439-89-6	
Magnesium	ND	ug/L	500	1	06/10/16 06:25	06/11/16 02:23	7439-95-4	
Manganese	ND	ug/L	5.0	1	06/10/16 06:25	06/11/16 02:23	7439-96-5	
Nickel	ND	ug/L	10.0	1	06/10/16 06:25	06/11/16 02:23	7440-02-0	
Sodium	ND	ug/L	1000	1	06/10/16 06:25	06/11/16 02:23	7440-23-5	
Total Hardness by 2340B	ND	ug/L	1000	1	06/10/16 06:25	06/11/16 02:23		
Zinc	ND	ug/L	20.0	1	06/10/16 06:25	06/11/16 02:23	7440-66-6	
6020 MET ICPMS	Analytical Method: EPA 6020 Preparation Method: EPA 200.2							
Antimony	ND	ug/L	5.0	1	06/07/16 07:20	06/07/16 23:23	7440-36-0	
Arsenic	ND	ug/L	5.0	1	06/07/16 07:20	06/07/16 23:23	7440-38-2	
Beryllium	ND	ug/L	2.0	1	06/07/16 07:20	06/07/16 23:23	7440-41-7	
Cadmium	ND	ug/L	0.20	1	06/07/16 07:20	06/07/16 23:23	7440-43-9	
Chromium	ND	ug/L	5.0	1	06/07/16 07:20	06/07/16 23:23	7440-47-3	
Copper	ND	ug/L	5.0	1	06/07/16 07:20	06/07/16 23:23	7440-50-8	
Lead	ND	ug/L	5.0	1	06/07/16 07:20	06/07/16 23:23	7439-92-1	
Selenium	ND	ug/L	5.0	1	06/07/16 07:20	06/07/16 23:23	7782-49-2	
Silver	ND	ug/L	5.0	1	06/07/16 07:20	06/07/16 23:23	7440-22-4	
Thallium	ND	ug/L	2.0	1	06/07/16 07:20	06/07/16 23:23	7440-28-0	
Vanadium	ND	ug/L	10.0	1	06/07/16 07:20	06/07/16 23:23	7440-62-2	N2
7470 Mercury	Analytical Method: EPA 7470 Preparation Method: EPA 7470							
Mercury	ND	ug/L	0.20	1	06/20/16 16:30	06/21/16 12:31	7439-97-6	
8270 Low-volume Full Spike	Analytical Method: EPA 8270 Preparation Method: EPA 3510							
3&4-Methylphenol(m&p Cresol)	ND	ug/L	10.0	1	06/07/16 12:45	06/08/16 16:08		
Phenol	ND	ug/L	10.0	1	06/07/16 12:45	06/08/16 16:08	108-95-2	
Surrogates								
Nitrobenzene-d5 (S)	67	%.	38-124	1	06/07/16 12:45	06/08/16 16:08	4165-60-0	
2-Fluorobiphenyl (S)	60	%.	33-114	1	06/07/16 12:45	06/08/16 16:08	321-60-8	
p-Terphenyl-d14 (S)	81	%.	10-113	1	06/07/16 12:45	06/08/16 16:08	1718-51-0	
Phenol-d5 (S)	22	%.	10-58	1	06/07/16 12:45	06/08/16 16:08	4165-62-2	
2-Fluorophenol (S)	34	%.	11-79	1	06/07/16 12:45	06/08/16 16:08	367-12-4	

REPORT OF LABORATORY ANALYSIS

This report shall not be reproduced, except in full,
without the written consent of Pace Analytical Services, Inc..

Pace Analytical
www.pacelabs.com

Pace Analytical Services, Inc.
Not NELAP Accredited
4860 Blazer Parkway
Dublin, OH 43017
(614)486-5421

Pace Analytical Services, Inc.
7726 Moller Road
Indianapolis, IN 46268
(317)228-3100

ANALYTICAL RESULTS

Project: Bridgeton Landfill 2Q 2016 GW
Pace Project No.: 50146462

Sample: FB @ PZ-104-SS **Lab ID: 50146462019** Collected: 06/03/16 10:15 Received: 06/06/16 10:45 Matrix: Water

Parameters	Results	Units	Report Limit	DF	Prepared	Analyzed	CAS No.	Qual
8270 Low-volume Full Spike	Analytical Method: EPA 8270 Preparation Method: EPA 3510							
Surrogates								
2,4,6-Tribromophenol (S)	79	%.	29-158	1	06/07/16 12:45	06/08/16 16:08	118-79-6	
8260 MSV	Analytical Method: EPA 8260							
Acetone	**15.1**	ug/L	10.0	1		06/16/16 23:50	67-64-1	
Acrylonitrile	ND	ug/L	100	1		06/16/16 23:50	107-13-1	
Benzene	ND	ug/L	5.0	1		06/16/16 23:50	71-43-2	
Bromochloromethane	ND	ug/L	5.0	1		06/16/16 23:50	74-97-5	
Bromodichloromethane	ND	ug/L	5.0	1		06/16/16 23:50	75-27-4	
Bromoform	ND	ug/L	5.0	1		06/16/16 23:50	75-25-2	
Bromomethane	ND	ug/L	10.0	1		06/16/16 23:50	74-83-9	
2-Butanone (MEK)	ND	ug/L	10.0	1		06/16/16 23:50	78-93-3	
n-Butyl chloride	ND	ug/L	5.0	1		06/16/16 23:50	109-69-3	
Carbon disulfide	ND	ug/L	10.0	1		06/16/16 23:50	75-15-0	
Carbon tetrachloride	ND	ug/L	5.0	1		06/16/16 23:50	56-23-5	
Chlorobenzene	ND	ug/L	5.0	1		06/16/16 23:50	108-90-7	
Chloroethane	ND	ug/L	10.0	1		06/16/16 23:50	75-00-3	
Chloroform	ND	ug/L	5.0	1		06/16/16 23:50	67-66-3	
Chloromethane	ND	ug/L	10.0	1		06/16/16 23:50	74-87-3	
1,2-Dibromo-3-chloropropane	ND	ug/L	5.0	1		06/16/16 23:50	96-12-8	
Dibromochloromethane	ND	ug/L	5.0	1		06/16/16 23:50	124-48-1	
1,2-Dibromoethane (EDB)	ND	ug/L	5.0	1		06/16/16 23:50	106-93-4	
Dibromomethane	ND	ug/L	10.0	1		06/16/16 23:50	74-95-3	
1,2-Dichlorobenzene	ND	ug/L	5.0	1		06/16/16 23:50	95-50-1	
1,4-Dichlorobenzene	ND	ug/L	5.0	1		06/16/16 23:50	106-46-7	
trans-1,4-Dichloro-2-butene	ND	ug/L	10.0	1		06/16/16 23:50	110-57-6	
1,1-Dichloroethane	ND	ug/L	5.0	1		06/16/16 23:50	75-34-3	
1,2-Dichloroethane	ND	ug/L	5.0	1		06/16/16 23:50	107-06-2	
1,1-Dichloroethene	ND	ug/L	5.0	1		06/16/16 23:50	75-35-4	
cis-1,2-Dichloroethene	ND	ug/L	5.0	1		06/16/16 23:50	156-59-2	
trans-1,2-Dichloroethene	ND	ug/L	5.0	1		06/16/16 23:50	156-60-5	
1,2-Dichloropropane	ND	ug/L	5.0	1		06/16/16 23:50	78-87-5	
cis-1,3-Dichloropropene	ND	ug/L	5.0	1		06/16/16 23:50	10061-01-5	
trans-1,3-Dichloropropene	ND	ug/L	5.0	1		06/16/16 23:50	10061-02-6	
Ethylbenzene	ND	ug/L	5.0	1		06/16/16 23:50	100-41-4	
2-Hexanone	ND	ug/L	10.0	1		06/16/16 23:50	591-78-6	
Iodomethane	ND	ug/L	5.0	1		06/16/16 23:50	74-88-4	
Isopropylbenzene (Cumene)	ND	ug/L	5.0	1		06/16/16 23:50	98-82-8	
p-Isopropyltoluene	ND	ug/L	5.0	1		06/16/16 23:50	99-87-6	
Methylene Chloride	ND	ug/L	5.0	1		06/16/16 23:50	75-09-2	
4-Methyl-2-pentanone (MIBK)	ND	ug/L	10.0	1		06/16/16 23:50	108-10-1	
Methyl-tert-butyl ether	ND	ug/L	5.0	1		06/16/16 23:50	1634-04-4	
Styrene	ND	ug/L	5.0	1		06/16/16 23:50	100-42-5	
1,1,1,2-Tetrachloroethane	ND	ug/L	5.0	1		06/16/16 23:50	630-20-6	
1,1,2,2-Tetrachloroethane	ND	ug/L	5.0	1		06/16/16 23:50	79-34-5	
Tetrachloroethene	ND	ug/L	5.0	1		06/16/16 23:50	127-18-4	
Tetrahydrofuran	ND	ug/L	100	1		06/16/16 23:50	109-99-9	N2

REPORT OF LABORATORY ANALYSIS

This report shall not be reproduced, except in full,
without the written consent of Pace Analytical Services, Inc..

Pace Analytical
www.pacelabs.com

Pace Analytical Services, Inc.
Not NELAP Accredited
4860 Blazer Parkway
Dublin, OH 43017
(614)486-5421

Pace Analytical Services, Inc.
7726 Moller Road
Indianapolis, IN 46268
(317)228-3100

ANALYTICAL RESULTS

Project: Bridgeton Landfill 2Q 2016 GW
Pace Project No.: 50146462

Sample: FB @ PZ-104-SS **Lab ID: 50146462019** Collected: 06/03/16 10:15 Received: 06/06/16 10:45 Matrix: Water

Parameters	Results	Units	Report Limit	DF	Prepared	Analyzed	CAS No.	Qual
8260 MSV	Analytical Method: EPA 8260							
Toluene	ND	ug/L	5.0	1		06/16/16 23:50	108-88-3	
1,1,1-Trichloroethane	ND	ug/L	5.0	1		06/16/16 23:50	71-55-6	
1,1,2-Trichloroethane	ND	ug/L	5.0	1		06/16/16 23:50	79-00-5	
Trichloroethene	ND	ug/L	5.0	1		06/16/16 23:50	79-01-6	
Trichlorofluoromethane	ND	ug/L	10.0	1		06/16/16 23:50	75-69-4	
1,2,3-Trichloropropane	ND	ug/L	5.0	1		06/16/16 23:50	96-18-4	
1,2,4-Trimethylbenzene	ND	ug/L	5.0	1		06/16/16 23:50	95-63-6	
1,3,5-Trimethylbenzene	ND	ug/L	5.0	1		06/16/16 23:50	108-67-8	
Vinyl acetate	ND	ug/L	10.0	1		06/16/16 23:50	108-05-4	
Vinyl chloride	ND	ug/L	2.0	1		06/16/16 23:50	75-01-4	
Xylene (Total)	ND	ug/L	5.0	1		06/16/16 23:50	1330-20-7	
Surrogates								
Dibromofluoromethane (S)	98	%.	84-118	1		06/16/16 23:50	1868-53-7	
4-Bromofluorobenzene (S)	96	%.	79-116	1		06/16/16 23:50	460-00-4	
Toluene-d8 (S)	101	%.	86-110	1		06/16/16 23:50	2037-26-5	
2540C Total Dissolved Solids	Analytical Method: SM 2540C							
Total Dissolved Solids	ND	mg/L	10.0	1		06/09/16 07:04		
410.4 COD	Analytical Method: EPA 410.4 Preparation Method: EPA 410.4							
Chemical Oxygen Demand	ND	mg/L	10.0	1	06/16/16 09:50	06/16/16 14:49		
4500S2D Sulfide Water	Analytical Method: SM 4500-S2-D							
Sulfide	ND	mg/L	1.0	1		06/09/16 10:16		
353.2 Nitrogen, NO2/NO3 pres.	Analytical Method: EPA 353.2							
Nitrogen, NO2 plus NO3	ND	mg/L	0.10	1		06/09/16 14:22		
365.1 Total Phosphorus	Analytical Method: EPA 365.1 Preparation Method: EPA 365.1							
Phosphorus	ND	mg/L	0.050	1	06/14/16 08:20	06/14/16 12:02	7723-14-0	
4500 Ammonia Water	Analytical Method: SM 4500-NH3 G							
Nitrogen, Ammonia	ND	mg/L	0.10	1		06/15/16 15:26	7664-41-7	
5310C TOC	Analytical Method: SM 5310C							
Total Organic Carbon	ND	mg/L	1.0	1		06/14/16 13:37	7440-44-0	

Sample: PZ-104-SS **Lab ID: 50146462020** Collected: 06/03/16 11:35 Received: 06/06/16 10:45 Matrix: Water

Parameters	Results	Units	Report Limit	DF	Prepared	Analyzed	CAS No.	Qual
Field Data	Analytical Method:							
Field pH	**6.78**	Std. Units		1		06/03/16 00:00		
Field Temperature	**22.8**	deg C		1		06/03/16 00:00		

REPORT OF LABORATORY ANALYSIS

This report shall not be reproduced, except in full,
without the written consent of Pace Analytical Services, Inc..

Pace Analytical
www.pacelabs.com

Pace Analytical Services, Inc.
Not NELAP Accredited
4860 Blazer Parkway
Dublin, OH 43017
(614)486-5421

Pace Analytical Services, Inc.
7726 Moller Road
Indianapolis, IN 46268
(317)228-3100

ANALYTICAL RESULTS

Project: Bridgeton Landfill 2Q 2016 GW
Pace Project No.: 50146462

Sample: PZ-104-SS **Lab ID: 50146462020** Collected: 06/03/16 11:35 Received: 06/06/16 10:45 Matrix: Water

Parameters	Results	Units	Report Limit	DF	Prepared	Analyzed	CAS No.	Qual
Field Data	Analytical Method:							
Field Specific Conductance	**812**	umhos/cm		1		06/03/16 00:00		
Field Turbidity	**0.94**	NTU		1		06/03/16 00:00		
Total Well Depth	**140.30**	feet		1		06/03/16 00:00		
Elevation Water Level	**464.30**	ft/msl		1		06/03/16 00:00		
Collar Elevation	**483.45**	ft/msl		1		06/03/16 00:00		
Depth to Water	**19.15**	feet		1		06/03/16 00:00		
8082 GCS PCB Waters	Analytical Method: EPA 8082 Preparation Method: EPA 3510							
PCB-1221 (Aroclor 1221)	ND	ug/L	0.20	1	06/07/16 11:45	06/08/16 15:22	11104-28-2	
Surrogates								
Tetrachloro-m-xylene (S)	74	%.	10-98	1	06/07/16 11:45	06/08/16 15:22	877-09-8	
9056 IC Anions	Analytical Method: EPA 9056							
Chloride	**4.4**	mg/L	0.25	1		06/08/16 13:28	16887-00-6	N2
Fluoride	**0.60**	mg/L	0.10	1		06/08/16 13:28	16984-48-8	N2
Sulfate	**15.6**	mg/L	0.25	1		06/08/16 13:28	14808-79-8	N2
6010 MET ICP	Analytical Method: EPA 6010 Preparation Method: EPA 3010							
Barium	**102**	ug/L	10.0	1	06/10/16 06:25	06/11/16 02:25	7440-39-3	
Boron	**143**	ug/L	100	1	06/10/16 06:25	06/11/16 02:25	7440-42-8	
Calcium	**86500**	ug/L	500	1	06/10/16 06:25	06/11/16 02:25	7440-70-2	
Cobalt	ND	ug/L	5.0	1	06/10/16 06:25	06/11/16 02:25	7440-48-4	
Iron	**1060**	ug/L	50.0	1	06/10/16 06:25	06/11/16 02:25	7439-89-6	
Magnesium	**53000**	ug/L	500	1	06/10/16 06:25	06/11/16 02:25	7439-95-4	
Manganese	**24.3**	ug/L	5.0	1	06/10/16 06:25	06/11/16 02:25	7439-96-5	
Nickel	ND	ug/L	10.0	1	06/10/16 06:25	06/11/16 02:25	7440-02-0	
Sodium	**14600**	ug/L	1000	1	06/10/16 06:25	06/11/16 02:25	7440-23-5	
Total Hardness by 2340B	**434000**	ug/L	1000	1	06/10/16 06:25	06/11/16 02:25		
Zinc	ND	ug/L	20.0	1	06/10/16 06:25	06/11/16 02:25	7440-66-6	
6020 MET ICPMS	Analytical Method: EPA 6020 Preparation Method: EPA 200.2							
Antimony	ND	ug/L	5.0	1	06/07/16 07:20	06/07/16 23:27	7440-36-0	
Arsenic	ND	ug/L	5.0	1	06/07/16 07:20	06/07/16 23:27	7440-38-2	
Beryllium	ND	ug/L	2.0	1	06/07/16 07:20	06/07/16 23:27	7440-41-7	
Cadmium	ND	ug/L	0.20	1	06/07/16 07:20	06/07/16 23:27	7440-43-9	
Chromium	ND	ug/L	5.0	1	06/07/16 07:20	06/07/16 23:27	7440-47-3	
Copper	ND	ug/L	5.0	1	06/07/16 07:20	06/07/16 23:27	7440-50-8	
Lead	ND	ug/L	5.0	1	06/07/16 07:20	06/07/16 23:27	7439-92-1	
Selenium	ND	ug/L	5.0	1	06/07/16 07:20	06/07/16 23:27	7782-49-2	
Silver	ND	ug/L	5.0	1	06/07/16 07:20	06/07/16 23:27	7440-22-4	
Thallium	ND	ug/L	2.0	1	06/07/16 07:20	06/07/16 23:27	7440-28-0	
Vanadium	ND	ug/L	10.0	1	06/07/16 07:20	06/07/16 23:27	7440-62-2	N2
7470 Mercury	Analytical Method: EPA 7470 Preparation Method: EPA 7470							
Mercury	ND	ug/L	0.20	1	06/20/16 16:30	06/21/16 12:33	7439-97-6	

REPORT OF LABORATORY ANALYSIS

This report shall not be reproduced, except in full,
without the written consent of Pace Analytical Services, Inc..

Pace Analytical
www.pacelabs.com

Pace Analytical Services, Inc.
Not NELAP Accredited
4860 Blazer Parkway
Dublin, OH 43017
(614)486-5421

Pace Analytical Services, Inc.
7726 Moller Road
Indianapolis, IN 46268
(317)228-3100

ANALYTICAL RESULTS

Project: Bridgeton Landfill 2Q 2016 GW
Pace Project No.: 50146462

Sample: PZ-104-SS **Lab ID: 50146462020** Collected: 06/03/16 11:35 Received: 06/06/16 10:45 Matrix: Water

Parameters	Results	Units	Report Limit	DF	Prepared	Analyzed	CAS No.	Qual
8270 Low-volume Full Spike	Analytical Method: EPA 8270 Preparation Method: EPA 3510							
3&4-Methylphenol(m&p Cresol)	ND	ug/L	10.0	1	06/07/16 12:45	06/08/16 16:25		
Phenol	ND	ug/L	10.0	1	06/07/16 12:45	06/08/16 16:25	108-95-2	
Surrogates								
Nitrobenzene-d5 (S)	62	%.	38-124	1	06/07/16 12:45	06/08/16 16:25	4165-60-0	
2-Fluorobiphenyl (S)	58	%.	33-114	1	06/07/16 12:45	06/08/16 16:25	321-60-8	
p-Terphenyl-d14 (S)	75	%.	10-113	1	06/07/16 12:45	06/08/16 16:25	1718-51-0	
Phenol-d5 (S)	32	%.	10-58	1	06/07/16 12:45	06/08/16 16:25	4165-62-2	
2-Fluorophenol (S)	35	%.	11-79	1	06/07/16 12:45	06/08/16 16:25	367-12-4	
2,4,6-Tribromophenol (S)	89	%.	29-158	1	06/07/16 12:45	06/08/16 16:25	118-79-6	
8260 MSV	Analytical Method: EPA 8260							
Acetone	ND	ug/L	10.0	1		06/17/16 17:41	67-64-1	
Acrylonitrile	ND	ug/L	100	1		06/17/16 17:41	107-13-1	
Benzene	**44.1**	ug/L	5.0	1		06/17/16 17:41	71-43-2	
Bromochloromethane	ND	ug/L	5.0	1		06/17/16 17:41	74-97-5	
Bromodichloromethane	ND	ug/L	5.0	1		06/17/16 17:41	75-27-4	
Bromoform	ND	ug/L	5.0	1		06/17/16 17:41	75-25-2	
Bromomethane	ND	ug/L	10.0	1		06/17/16 17:41	74-83-9	
2-Butanone (MEK)	ND	ug/L	10.0	1		06/17/16 17:41	78-93-3	
n-Butyl chloride	ND	ug/L	5.0	1		06/17/16 17:41	109-69-3	
Carbon disulfide	ND	ug/L	10.0	1		06/17/16 17:41	75-15-0	
Carbon tetrachloride	ND	ug/L	5.0	1		06/17/16 17:41	56-23-5	
Chlorobenzene	ND	ug/L	5.0	1		06/17/16 17:41	108-90-7	
Chloroethane	ND	ug/L	10.0	1		06/17/16 17:41	75-00-3	
Chloroform	ND	ug/L	5.0	1		06/17/16 17:41	67-66-3	
Chloromethane	ND	ug/L	10.0	1		06/17/16 17:41	74-87-3	
1,2-Dibromo-3-chloropropane	ND	ug/L	5.0	1		06/17/16 17:41	96-12-8	
Dibromochloromethane	ND	ug/L	5.0	1		06/17/16 17:41	124-48-1	
1,2-Dibromoethane (EDB)	ND	ug/L	5.0	1		06/17/16 17:41	106-93-4	
Dibromomethane	ND	ug/L	10.0	1		06/17/16 17:41	74-95-3	
1,2-Dichlorobenzene	ND	ug/L	5.0	1		06/17/16 17:41	95-50-1	
1,4-Dichlorobenzene	**5.8**	ug/L	5.0	1		06/17/16 17:41	106-46-7	
trans-1,4-Dichloro-2-butene	ND	ug/L	10.0	1		06/17/16 17:41	110-57-6	
1,1-Dichloroethane	ND	ug/L	5.0	1		06/17/16 17:41	75-34-3	
1,2-Dichloroethane	ND	ug/L	5.0	1		06/17/16 17:41	107-06-2	
1,1-Dichloroethene	ND	ug/L	5.0	1		06/17/16 17:41	75-35-4	
cis-1,2-Dichloroethene	ND	ug/L	5.0	1		06/17/16 17:41	156-59-2	
trans-1,2-Dichloroethene	ND	ug/L	5.0	1		06/17/16 17:41	156-60-5	
1,2-Dichloropropane	ND	ug/L	5.0	1		06/17/16 17:41	78-87-5	
cis-1,3-Dichloropropene	ND	ug/L	5.0	1		06/17/16 17:41	10061-01-5	
trans-1,3-Dichloropropene	ND	ug/L	5.0	1		06/17/16 17:41	10061-02-6	
Ethylbenzene	ND	ug/L	5.0	1		06/17/16 17:41	100-41-4	
2-Hexanone	ND	ug/L	10.0	1		06/17/16 17:41	591-78-6	
Iodomethane	ND	ug/L	5.0	1		06/17/16 17:41	74-88-4	
Isopropylbenzene (Cumene)	ND	ug/L	5.0	1		06/17/16 17:41	98-82-8	
p-Isopropyltoluene	ND	ug/L	5.0	1		06/17/16 17:41	99-87-6	
Methylene Chloride	ND	ug/L	5.0	1		06/17/16 17:41	75-09-2	

REPORT OF LABORATORY ANALYSIS

This report shall not be reproduced, except in full,
without the written consent of Pace Analytical Services, Inc..

Pace Analytical®
www.pacelabs.com

Pace Analytical Services, Inc.
Not NELAP Accredited
4860 Blazer Parkway
Dublin, OH 43017
(614)486-5421

Pace Analytical Services, Inc.
7726 Moller Road
Indianapolis, IN 46268
(317)228-3100

ANALYTICAL RESULTS

Project: Bridgeton Landfill 2Q 2016 GW
Pace Project No.: 50146462

Sample: PZ-104-SS **Lab ID: 50146462020** Collected: 06/03/16 11:35 Received: 06/06/16 10:45 Matrix: Water

Parameters	Results	Units	Report Limit	DF	Prepared	Analyzed	CAS No.	Qual
8260 MSV	Analytical Method: EPA 8260							
4-Methyl-2-pentanone (MIBK)	ND	ug/L	10.0	1		06/17/16 17:41	108-10-1	
Methyl-tert-butyl ether	ND	ug/L	5.0	1		06/17/16 17:41	1634-04-4	
Styrene	ND	ug/L	5.0	1		06/17/16 17:41	100-42-5	
1,1,1,2-Tetrachloroethane	ND	ug/L	5.0	1		06/17/16 17:41	630-20-6	
1,1,2,2-Tetrachloroethane	ND	ug/L	5.0	1		06/17/16 17:41	79-34-5	
Tetrachloroethene	ND	ug/L	5.0	1		06/17/16 17:41	127-18-4	
Tetrahydrofuran	ND	ug/L	100	1		06/17/16 17:41	109-99-9	N2
Toluene	**5.7**	ug/L	5.0	1		06/17/16 17:41	108-88-3	
1,1,1-Trichloroethane	ND	ug/L	5.0	1		06/17/16 17:41	71-55-6	
1,1,2-Trichloroethane	ND	ug/L	5.0	1		06/17/16 17:41	79-00-5	
Trichloroethene	ND	ug/L	5.0	1		06/17/16 17:41	79-01-6	
Trichlorofluoromethane	ND	ug/L	10.0	1		06/17/16 17:41	75-69-4	
1,2,3-Trichloropropane	ND	ug/L	5.0	1		06/17/16 17:41	96-18-4	
1,2,4-Trimethylbenzene	ND	ug/L	5.0	1		06/17/16 17:41	95-63-6	
1,3,5-Trimethylbenzene	ND	ug/L	5.0	1		06/17/16 17:41	108-67-8	
Vinyl acetate	ND	ug/L	10.0	1		06/17/16 17:41	108-05-4	
Vinyl chloride	ND	ug/L	2.0	1		06/17/16 17:41	75-01-4	
Xylene (Total)	**8.7**	ug/L	5.0	1		06/17/16 17:41	1330-20-7	
Surrogates								
Dibromofluoromethane (S)	95	%.	84-118	1		06/17/16 17:41	1868-53-7	
4-Bromofluorobenzene (S)	92	%.	79-116	1		06/17/16 17:41	460-00-4	
Toluene-d8 (S)	97	%.	86-110	1		06/17/16 17:41	2037-26-5	
2540C Total Dissolved Solids	Analytical Method: SM 2540C							
Total Dissolved Solids	**436**	mg/L	10.0	1		06/09/16 07:08		
410.4 COD	Analytical Method: EPA 410.4 Preparation Method: EPA 410.4							
Chemical Oxygen Demand	**17.1**	mg/L	10.0	1	06/16/16 09:50	06/16/16 14:49		
4500S2D Sulfide Water	Analytical Method: SM 4500-S2-D							
Sulfide	**4.9**	mg/L	1.0	10		06/09/16 10:16		
353.2 Nitrogen, NO2/NO3 pres.	Analytical Method: EPA 353.2							
Nitrogen, NO2 plus NO3	ND	mg/L	0.10	1		06/09/16 14:28		
365.1 Total Phosphorus	Analytical Method: EPA 365.1 Preparation Method: EPA 365.1							
Phosphorus	ND	mg/L	0.050	1	06/14/16 08:20	06/14/16 12:03	7723-14-0	
4500 Ammonia Water	Analytical Method: SM 4500-NH3 G							
Nitrogen, Ammonia	ND	mg/L	0.10	1		06/15/16 15:15	7664-41-7	
5310C TOC	Analytical Method: SM 5310C							
Total Organic Carbon	**4.7**	mg/L	4.0	4		06/14/16 23:50	7440-44-0	

REPORT OF LABORATORY ANALYSIS

This report shall not be reproduced, except in full,
without the written consent of Pace Analytical Services, Inc..

Pace Analytical
www.pacelabs.com

Pace Analytical Services, Inc.
Not NELAP Accredited
4860 Blazer Parkway
Dublin, OH 43017
(614)486-5421

Pace Analytical Services, Inc.
7726 Moller Road
Indianapolis, IN 46268
(317)228-3100

ANALYTICAL RESULTS

Project: Bridgeton Landfill 2Q 2016 GW
Pace Project No.: 50146462

Sample: PZ-105-SS **Lab ID: 50146462021** Collected: 06/03/16 14:26 Received: 06/06/16 10:45 Matrix: Water

Parameters	Results	Units	Report Limit	DF	Prepared	Analyzed	CAS No.	Qual
Field Data	Analytical Method:							
Field pH	**7.01**	Std. Units		1		06/03/16 00:00		
Field Temperature	**19.2**	deg C		1		06/03/16 00:00		
Field Specific Conductance	**1074**	umhos/cm		1		06/03/16 00:00		
Field Turbidity	**3.43**	NTU		1		06/03/16 00:00		
Total Well Depth	**144.90**	feet		1		06/03/16 00:00		
Elevation Water Level	**459.59**	ft/msl		1		06/03/16 00:00		
Collar Elevation	**483.51**	ft/msl		1		06/03/16 00:00		
Depth to Water	**23.92**	feet		1		06/03/16 00:00		
9056 IC Anions	Analytical Method: EPA 9056							
Chloride	**67.6**	mg/L	2.5	10		06/08/16 11:41	16887-00-6	N2
Fluoride	**0.36**	mg/L	0.10	1		06/08/16 11:28	16984-48-8	N2
Sulfate	**51.6**	mg/L	2.5	10		06/08/16 11:41	14808-79-8	N2
6010 MET ICP	Analytical Method: EPA 6010 Preparation Method: EPA 3010							
Barium	**194**	ug/L	10.0	1	06/10/16 06:25	06/11/16 02:27	7440-39-3	
Boron	ND	ug/L	100	1	06/10/16 06:25	06/11/16 02:27	7440-42-8	
Calcium	**110000**	ug/L	500	1	06/10/16 06:25	06/11/16 02:27	7440-70-2	
Cobalt	ND	ug/L	5.0	1	06/10/16 06:25	06/11/16 02:27	7440-48-4	
Iron	**8190**	ug/L	50.0	1	06/10/16 06:25	06/11/16 02:27	7439-89-6	
Magnesium	**59400**	ug/L	500	1	06/10/16 06:25	06/11/16 02:27	7439-95-4	
Manganese	**141**	ug/L	5.0	1	06/10/16 06:25	06/11/16 02:27	7439-96-5	
Nickel	ND	ug/L	10.0	1	06/10/16 06:25	06/11/16 02:27	7440-02-0	
Sodium	**42300**	ug/L	1000	1	06/10/16 06:25	06/11/16 02:27	7440-23-5	
Total Hardness by 2340B	**520000**	ug/L	1000	1	06/10/16 06:25	06/11/16 02:27		
Zinc	ND	ug/L	20.0	1	06/10/16 06:25	06/11/16 02:27	7440-66-6	
6020 MET ICPMS	Analytical Method: EPA 6020 Preparation Method: EPA 200.2							
Antimony	ND	ug/L	5.0	1	06/07/16 07:20	06/07/16 23:32	7440-36-0	
Arsenic	ND	ug/L	5.0	1	06/07/16 07:20	06/07/16 23:32	7440-38-2	
Beryllium	ND	ug/L	2.0	1	06/07/16 07:20	06/07/16 23:32	7440-41-7	
Cadmium	ND	ug/L	0.20	1	06/07/16 07:20	06/07/16 23:32	7440-43-9	
Chromium	ND	ug/L	5.0	1	06/07/16 07:20	06/07/16 23:32	7440-47-3	
Copper	ND	ug/L	5.0	1	06/07/16 07:20	06/07/16 23:32	7440-50-8	
Lead	ND	ug/L	5.0	1	06/07/16 07:20	06/07/16 23:32	7439-92-1	
Selenium	ND	ug/L	5.0	1	06/07/16 07:20	06/07/16 23:32	7782-49-2	
Silver	ND	ug/L	5.0	1	06/07/16 07:20	06/07/16 23:32	7440-22-4	
Thallium	ND	ug/L	2.0	1	06/07/16 07:20	06/07/16 23:32	7440-28-0	
Vanadium	ND	ug/L	10.0	1	06/07/16 07:20	06/07/16 23:32	7440-62-2	N2
7470 Mercury	Analytical Method: EPA 7470 Preparation Method: EPA 7470							
Mercury	ND	ug/L	0.20	1	06/20/16 16:30	06/21/16 12:35	7439-97-6	
8260 MSV	Analytical Method: EPA 8260							
Acetone	ND	ug/L	10.0	1		06/16/16 21:50	67-64-1	
Acrylonitrile	ND	ug/L	100	1		06/16/16 21:50	107-13-1	

REPORT OF LABORATORY ANALYSIS

This report shall not be reproduced, except in full,
without the written consent of Pace Analytical Services, Inc..

Pace Analytical
www.pacelabs.com

Pace Analytical Services, Inc.
Not NELAP Accredited
4860 Blazer Parkway
Dublin, OH 43017
(614)486-5421

Pace Analytical Services, Inc.
7726 Moller Road
Indianapolis, IN 46268
(317)228-3100

ANALYTICAL RESULTS

Project: Bridgeton Landfill 2Q 2016 GW
Pace Project No.: 50146462

Sample: PZ-105-SS **Lab ID: 50146462021** Collected: 06/03/16 14:26 Received: 06/06/16 10:45 Matrix: Water

Parameters	Results	Units	Report Limit	DF	Prepared	Analyzed	CAS No.	Qual
8260 MSV	Analytical Method: EPA 8260							
Benzene	ND	ug/L	5.0	1		06/16/16 21:50	71-43-2	
Bromochloromethane	ND	ug/L	5.0	1		06/16/16 21:50	74-97-5	
Bromodichloromethane	ND	ug/L	5.0	1		06/16/16 21:50	75-27-4	
Bromoform	ND	ug/L	5.0	1		06/16/16 21:50	75-25-2	
Bromomethane	ND	ug/L	10.0	1		06/16/16 21:50	74-83-9	
2-Butanone (MEK)	ND	ug/L	10.0	1		06/16/16 21:50	78-93-3	
Carbon disulfide	ND	ug/L	10.0	1		06/16/16 21:50	75-15-0	
Carbon tetrachloride	ND	ug/L	5.0	1		06/16/16 21:50	56-23-5	
Chlorobenzene	ND	ug/L	5.0	1		06/16/16 21:50	108-90-7	
Chloroethane	ND	ug/L	10.0	1		06/16/16 21:50	75-00-3	
Chloroform	ND	ug/L	5.0	1		06/16/16 21:50	67-66-3	
Chloromethane	ND	ug/L	10.0	1		06/16/16 21:50	74-87-3	
1,2-Dibromo-3-chloropropane	ND	ug/L	5.0	1		06/16/16 21:50	96-12-8	
Dibromochloromethane	ND	ug/L	5.0	1		06/16/16 21:50	124-48-1	
1,2-Dibromoethane (EDB)	ND	ug/L	5.0	1		06/16/16 21:50	106-93-4	
Dibromomethane	ND	ug/L	10.0	1		06/16/16 21:50	74-95-3	
1,2-Dichlorobenzene	ND	ug/L	5.0	1		06/16/16 21:50	95-50-1	
1,4-Dichlorobenzene	ND	ug/L	5.0	1		06/16/16 21:50	106-46-7	
trans-1,4-Dichloro-2-butene	ND	ug/L	10.0	1		06/16/16 21:50	110-57-6	
1,1-Dichloroethane	ND	ug/L	5.0	1		06/16/16 21:50	75-34-3	
1,2-Dichloroethane	ND	ug/L	5.0	1		06/16/16 21:50	107-06-2	
1,1-Dichloroethene	ND	ug/L	5.0	1		06/16/16 21:50	75-35-4	
cis-1,2-Dichloroethene	ND	ug/L	5.0	1		06/16/16 21:50	156-59-2	
trans-1,2-Dichloroethene	ND	ug/L	5.0	1		06/16/16 21:50	156-60-5	
1,2-Dichloropropane	ND	ug/L	5.0	1		06/16/16 21:50	78-87-5	
cis-1,3-Dichloropropene	ND	ug/L	5.0	1		06/16/16 21:50	10061-01-5	
trans-1,3-Dichloropropene	ND	ug/L	5.0	1		06/16/16 21:50	10061-02-6	
Ethylbenzene	ND	ug/L	5.0	1		06/16/16 21:50	100-41-4	
2-Hexanone	ND	ug/L	10.0	1		06/16/16 21:50	591-78-6	
Iodomethane	ND	ug/L	5.0	1		06/16/16 21:50	74-88-4	
Methylene Chloride	ND	ug/L	5.0	1		06/16/16 21:50	75-09-2	
4-Methyl-2-pentanone (MIBK)	ND	ug/L	10.0	1		06/16/16 21:50	108-10-1	
Styrene	ND	ug/L	5.0	1		06/16/16 21:50	100-42-5	
1,1,1,2-Tetrachloroethane	ND	ug/L	5.0	1		06/16/16 21:50	630-20-6	
1,1,2,2-Tetrachloroethane	ND	ug/L	5.0	1		06/16/16 21:50	79-34-5	
Tetrachloroethene	ND	ug/L	5.0	1		06/16/16 21:50	127-18-4	
Toluene	ND	ug/L	5.0	1		06/16/16 21:50	108-88-3	
1,1,1-Trichloroethane	ND	ug/L	5.0	1		06/16/16 21:50	71-55-6	
1,1,2-Trichloroethane	ND	ug/L	5.0	1		06/16/16 21:50	79-00-5	
Trichloroethene	ND	ug/L	5.0	1		06/16/16 21:50	79-01-6	
Trichlorofluoromethane	ND	ug/L	10.0	1		06/16/16 21:50	75-69-4	
1,2,3-Trichloropropane	ND	ug/L	5.0	1		06/16/16 21:50	96-18-4	
Vinyl acetate	ND	ug/L	10.0	1		06/16/16 21:50	108-05-4	
Vinyl chloride	ND	ug/L	2.0	1		06/16/16 21:50	75-01-4	
Xylene (Total)	ND	ug/L	5.0	1		06/16/16 21:50	1330-20-7	
Surrogates								
Dibromofluoromethane (S)	99	%.	84-118	1		06/16/16 21:50	1868-53-7	

REPORT OF LABORATORY ANALYSIS

This report shall not be reproduced, except in full,
without the written consent of Pace Analytical Services, Inc..

Pace Analytical
www.pacelabs.com

Pace Analytical Services, Inc.
Not NELAP Accredited
4860 Blazer Parkway
Dublin, OH 43017
(614)486-5421

Pace Analytical Services, Inc.
7726 Moller Road
Indianapolis, IN 46268
(317)228-3100

ANALYTICAL RESULTS

Project: Bridgeton Landfill 2Q 2016 GW
Pace Project No.: 50146462

Sample: PZ-105-SS **Lab ID: 50146462021** Collected: 06/03/16 14:26 Received: 06/06/16 10:45 Matrix: Water

Parameters	Results	Units	Report Limit	DF	Prepared	Analyzed	CAS No.	Qual
8260 MSV	Analytical Method: EPA 8260							
Surrogates								
4-Bromofluorobenzene (S)	90	%.	79-116	1		06/16/16 21:50	460-00-4	
Toluene-d8 (S)	96	%.	86-110	1		06/16/16 21:50	2037-26-5	
2540C Total Dissolved Solids	Analytical Method: SM 2540C							
Total Dissolved Solids	**628**	mg/L	10.0	1		06/09/16 07:08		
410.4 COD	Analytical Method: EPA 410.4 Preparation Method: EPA 410.4							
Chemical Oxygen Demand	**16.3**	mg/L	10.0	1	06/16/16 09:50	06/16/16 14:49		
353.2 Nitrogen, NO2/NO3 pres.	Analytical Method: EPA 353.2							
Nitrogen, NO2 plus NO3	ND	mg/L	1.0	10		06/09/16 14:50		D3
365.1 Total Phosphorus	Analytical Method: EPA 365.1 Preparation Method: EPA 365.1							
Phosphorus	ND	mg/L	0.050	1	06/14/16 08:20	06/14/16 12:04	7723-14-0	
4500 Ammonia Water	Analytical Method: SM 4500-NH3 G							
Nitrogen, Ammonia	ND	mg/L	0.10	1		06/15/16 15:16	7664-41-7	
5310C TOC	Analytical Method: SM 5310C							
Total Organic Carbon	**4.9**	mg/L	4.0	4		06/15/16 00:21	7440-44-0	

Sample: PZ-111-SD **Lab ID: 50146462022** Collected: 06/03/16 15:26 Received: 06/06/16 10:45 Matrix: Water

Parameters	Results	Units	Report Limit	DF	Prepared	Analyzed	CAS No.	Qual
Field Data	Analytical Method:							
Field pH	**7.07**	Std. Units		1		06/03/16 00:00		
Field Temperature	**18.0**	deg C		1		06/03/16 00:00		
Field Specific Conductance	**816**	umhos/cm		1		06/03/16 00:00		
Field Turbidity	**0.36**	NTU		1		06/03/16 00:00		
Total Well Depth	**199.13**	feet		1		06/03/16 00:00		
Elevation Water Level	**433.50**	ft/msl		1		06/03/16 00:00		
Collar Elevation	**466.46**	ft/msl		1		06/03/16 00:00		
Depth to Water	**32.96**	feet		1		06/03/16 00:00		
9056 IC Anions	Analytical Method: EPA 9056							
Chloride	**10.5**	mg/L	0.25	1		06/08/16 11:55	16887-00-6	N2
Fluoride	**1.9**	mg/L	0.10	1		06/08/16 11:55	16984-48-8	N2
Sulfate	**46.2**	mg/L	2.5	10		06/08/16 12:08	14808-79-8	N2
6010 MET ICP	Analytical Method: EPA 6010 Preparation Method: EPA 3010							
Barium	**101**	ug/L	10.0	1	06/13/16 18:00	06/14/16 22:39	7440-39-3	
Boron	ND	ug/L	100	1	06/13/16 18:00	06/14/16 22:39	7440-42-8	

REPORT OF LABORATORY ANALYSIS

This report shall not be reproduced, except in full,
without the written consent of Pace Analytical Services, Inc..

Pace Analytical®
www.pacelabs.com

Pace Analytical Services, Inc.
Not NELAP Accredited
4860 Blazer Parkway
Dublin, OH 43017
(614)486-5421

Pace Analytical Services, Inc.
7726 Moller Road
Indianapolis, IN 46268
(317)228-3100

ANALYTICAL RESULTS

Project: Bridgeton Landfill 2Q 2016 GW
Pace Project No.: 50146462

Sample: PZ-111-SD **Lab ID: 50146462022** Collected: 06/03/16 15:26 Received: 06/06/16 10:45 Matrix: Water

Parameters	Results	Units	Report Limit	DF	Prepared	Analyzed	CAS No.	Qual
6010 MET ICP	Analytical Method: EPA 6010 Preparation Method: EPA 3010							
Calcium	**88600**	ug/L	500	1	06/13/16 18:00	06/14/16 22:39	7440-70-2	
Cobalt	ND	ug/L	5.0	1	06/13/16 18:00	06/14/16 22:39	7440-48-4	
Iron	**752**	ug/L	50.0	1	06/13/16 18:00	06/14/16 22:39	7439-89-6	
Magnesium	**50500**	ug/L	500	1	06/13/16 18:00	06/14/16 22:39	7439-95-4	
Manganese	**7.0**	ug/L	5.0	1	06/13/16 18:00	06/14/16 22:39	7439-96-5	
Nickel	ND	ug/L	10.0	1	06/13/16 18:00	06/14/16 22:39	7440-02-0	
Sodium	**17900**	ug/L	1000	1	06/13/16 18:00	06/14/16 22:39	7440-23-5	
Total Hardness by 2340B	**429000**	ug/L	1000	1	06/13/16 18:00	06/14/16 22:39		
Zinc	ND	ug/L	20.0	1	06/13/16 18:00	06/14/16 22:39	7440-66-6	
6020 MET ICPMS	Analytical Method: EPA 6020 Preparation Method: EPA 200.2							
Antimony	ND	ug/L	5.0	1	06/09/16 08:00	06/09/16 19:06	7440-36-0	1d
Arsenic	ND	ug/L	5.0	1	06/09/16 08:00	06/09/16 19:06	7440-38-2	1d
Beryllium	ND	ug/L	2.0	1	06/09/16 08:00	06/09/16 19:06	7440-41-7	1d
Cadmium	ND	ug/L	0.20	1	06/09/16 08:00	06/09/16 19:06	7440-43-9	1d
Chromium	ND	ug/L	5.0	1	06/09/16 08:00	06/09/16 19:06	7440-47-3	1d
Copper	ND	ug/L	5.0	1	06/09/16 08:00	06/09/16 19:06	7440-50-8	1d
Lead	ND	ug/L	5.0	1	06/09/16 08:00	06/09/16 19:06	7439-92-1	1d
Selenium	ND	ug/L	5.0	1	06/09/16 08:00	06/09/16 19:06	7782-49-2	1d
Silver	ND	ug/L	5.0	1	06/09/16 08:00	06/09/16 19:06	7440-22-4	1d
Thallium	ND	ug/L	2.0	1	06/09/16 08:00	06/09/16 19:06	7440-28-0	1d
Vanadium	ND	ug/L	10.0	1	06/09/16 08:00	06/09/16 19:06	7440-62-2	1d,N2
7470 Mercury	Analytical Method: EPA 7470 Preparation Method: EPA 7470							
Mercury	ND	ug/L	0.20	1	06/20/16 16:30	06/21/16 12:38	7439-97-6	
8260 MSV	Analytical Method: EPA 8260							
Acetone	ND	ug/L	10.0	1		06/16/16 22:24	67-64-1	
Acrylonitrile	ND	ug/L	100	1		06/16/16 22:24	107-13-1	
Benzene	ND	ug/L	5.0	1		06/16/16 22:24	71-43-2	
Bromochloromethane	ND	ug/L	5.0	1		06/16/16 22:24	74-97-5	
Bromodichloromethane	ND	ug/L	5.0	1		06/16/16 22:24	75-27-4	
Bromoform	ND	ug/L	5.0	1		06/16/16 22:24	75-25-2	
Bromomethane	ND	ug/L	10.0	1		06/16/16 22:24	74-83-9	
2-Butanone (MEK)	ND	ug/L	10.0	1		06/16/16 22:24	78-93-3	
Carbon disulfide	ND	ug/L	10.0	1		06/16/16 22:24	75-15-0	
Carbon tetrachloride	ND	ug/L	5.0	1		06/16/16 22:24	56-23-5	
Chlorobenzene	ND	ug/L	5.0	1		06/16/16 22:24	108-90-7	
Chloroethane	ND	ug/L	10.0	1		06/16/16 22:24	75-00-3	
Chloroform	ND	ug/L	5.0	1		06/16/16 22:24	67-66-3	
Chloromethane	ND	ug/L	10.0	1		06/16/16 22:24	74-87-3	
1,2-Dibromo-3-chloropropane	ND	ug/L	5.0	1		06/16/16 22:24	96-12-8	
Dibromochloromethane	ND	ug/L	5.0	1		06/16/16 22:24	124-48-1	
1,2-Dibromoethane (EDB)	ND	ug/L	5.0	1		06/16/16 22:24	106-93-4	
Dibromomethane	ND	ug/L	10.0	1		06/16/16 22:24	74-95-3	
1,2-Dichlorobenzene	ND	ug/L	5.0	1		06/16/16 22:24	95-50-1	

REPORT OF LABORATORY ANALYSIS

This report shall not be reproduced, except in full,
without the written consent of Pace Analytical Services, Inc..

Pace Analytical®
www.pacelabs.com

Pace Analytical Services, Inc.
Not NELAP Accredited
4860 Blazer Parkway
Dublin, OH 43017
(614)486-5421

Pace Analytical Services, Inc.
7726 Moller Road
Indianapolis, IN 46268
(317)228-3100

ANALYTICAL RESULTS

Project: Bridgeton Landfill 2Q 2016 GW
Pace Project No.: 50146462

Sample: PZ-111-SD **Lab ID: 50146462022** Collected: 06/03/16 15:26 Received: 06/06/16 10:45 Matrix: Water

Parameters	Results	Units	Report Limit	DF	Prepared	Analyzed	CAS No.	Qual
8260 MSV	Analytical Method: EPA 8260							
1,4-Dichlorobenzene	ND	ug/L	5.0	1		06/16/16 22:24	106-46-7	
trans-1,4-Dichloro-2-butene	ND	ug/L	10.0	1		06/16/16 22:24	110-57-6	
1,1-Dichloroethane	ND	ug/L	5.0	1		06/16/16 22:24	75-34-3	
1,2-Dichloroethane	ND	ug/L	5.0	1		06/16/16 22:24	107-06-2	
1,1-Dichloroethene	ND	ug/L	5.0	1		06/16/16 22:24	75-35-4	
cis-1,2-Dichloroethene	ND	ug/L	5.0	1		06/16/16 22:24	156-59-2	
trans-1,2-Dichloroethene	ND	ug/L	5.0	1		06/16/16 22:24	156-60-5	
1,2-Dichloropropane	ND	ug/L	5.0	1		06/16/16 22:24	78-87-5	
cis-1,3-Dichloropropene	ND	ug/L	5.0	1		06/16/16 22:24	10061-01-5	
trans-1,3-Dichloropropene	ND	ug/L	5.0	1		06/16/16 22:24	10061-02-6	
Ethylbenzene	ND	ug/L	5.0	1		06/16/16 22:24	100-41-4	
2-Hexanone	ND	ug/L	10.0	1		06/16/16 22:24	591-78-6	
Iodomethane	ND	ug/L	5.0	1		06/16/16 22:24	74-88-4	
Methylene Chloride	ND	ug/L	5.0	1		06/16/16 22:24	75-09-2	
4-Methyl-2-pentanone (MIBK)	ND	ug/L	10.0	1		06/16/16 22:24	108-10-1	
Styrene	ND	ug/L	5.0	1		06/16/16 22:24	100-42-5	
1,1,1,2-Tetrachloroethane	ND	ug/L	5.0	1		06/16/16 22:24	630-20-6	
1,1,2,2-Tetrachloroethane	ND	ug/L	5.0	1		06/16/16 22:24	79-34-5	
Tetrachloroethene	ND	ug/L	5.0	1		06/16/16 22:24	127-18-4	
Toluene	ND	ug/L	5.0	1		06/16/16 22:24	108-88-3	
1,1,1-Trichloroethane	ND	ug/L	5.0	1		06/16/16 22:24	71-55-6	
1,1,2-Trichloroethane	ND	ug/L	5.0	1		06/16/16 22:24	79-00-5	
Trichloroethene	ND	ug/L	5.0	1		06/16/16 22:24	79-01-6	
Trichlorofluoromethane	ND	ug/L	10.0	1		06/16/16 22:24	75-69-4	
1,2,3-Trichloropropane	ND	ug/L	5.0	1		06/16/16 22:24	96-18-4	
Vinyl acetate	ND	ug/L	10.0	1		06/16/16 22:24	108-05-4	
Vinyl chloride	ND	ug/L	2.0	1		06/16/16 22:24	75-01-4	
Xylene (Total)	ND	ug/L	5.0	1		06/16/16 22:24	1330-20-7	
Surrogates								
Dibromofluoromethane (S)	98	%.	84-118	1		06/16/16 22:24	1868-53-7	
4-Bromofluorobenzene (S)	90	%.	79-116	1		06/16/16 22:24	460-00-4	
Toluene-d8 (S)	96	%.	86-110	1		06/16/16 22:24	2037-26-5	
2540C Total Dissolved Solids	Analytical Method: SM 2540C							
Total Dissolved Solids	**485**	mg/L	10.0	1		06/09/16 07:09		
410.4 COD	Analytical Method: EPA 410.4 Preparation Method: EPA 410.4							
Chemical Oxygen Demand	ND	mg/L	10.0	1	06/16/16 09:50	06/16/16 14:49		
353.2 Nitrogen, NO2/NO3 pres.	Analytical Method: EPA 353.2							
Nitrogen, NO2 plus NO3	ND	mg/L	0.10	1		06/09/16 14:35		
365.1 Total Phosphorus	Analytical Method: EPA 365.1 Preparation Method: EPA 365.1							
Phosphorus	ND	mg/L	0.050	1	06/15/16 12:01	06/17/16 10:56	7723-14-0	

REPORT OF LABORATORY ANALYSIS

This report shall not be reproduced, except in full,
without the written consent of Pace Analytical Services, Inc..

Pace Analytical®
www.pacelabs.com

Pace Analytical Services, Inc.
Not NELAP Accredited
4860 Blazer Parkway
Dublin, OH 43017
(614)486-5421

Pace Analytical Services, Inc.
7726 Moller Road
Indianapolis, IN 46268
(317)228-3100

ANALYTICAL RESULTS

Project: Bridgeton Landfill 2Q 2016 GW
Pace Project No.: 50146462

Sample: PZ-111-SD **Lab ID: 50146462022** Collected: 06/03/16 15:26 Received: 06/06/16 10:45 Matrix: Water

Parameters	Results	Units	Report Limit	DF	Prepared	Analyzed	CAS No.	Qual
4500 Ammonia Water	Analytical Method: SM 4500-NH3 G							
Nitrogen, Ammonia	**0.13**	mg/L	0.10	1		06/15/16 15:46	7664-41-7	
5310C TOC	Analytical Method: SM 5310C							
Total Organic Carbon	**2.6**	mg/L	2.0	2		06/15/16 00:43	7440-44-0	

Sample: Trip Blank **Lab ID: 50146462023** Collected: 06/03/16 08:00 Received: 06/06/16 10:45 Matrix: Water

Parameters	Results	Units	Report Limit	DF	Prepared	Analyzed	CAS No.	Qual
8260 MSV	Analytical Method: EPA 8260							
Acetone	ND	ug/L	10.0	1		06/16/16 22:58	67-64-1	
Acrylonitrile	ND	ug/L	100	1		06/16/16 22:58	107-13-1	
Benzene	ND	ug/L	5.0	1		06/16/16 22:58	71-43-2	
Bromochloromethane	ND	ug/L	5.0	1		06/16/16 22:58	74-97-5	
Bromodichloromethane	ND	ug/L	5.0	1		06/16/16 22:58	75-27-4	
Bromoform	ND	ug/L	5.0	1		06/16/16 22:58	75-25-2	
Bromomethane	ND	ug/L	10.0	1		06/16/16 22:58	74-83-9	
2-Butanone (MEK)	ND	ug/L	10.0	1		06/16/16 22:58	78-93-3	
Carbon disulfide	ND	ug/L	10.0	1		06/16/16 22:58	75-15-0	
Carbon tetrachloride	ND	ug/L	5.0	1		06/16/16 22:58	56-23-5	
Chlorobenzene	ND	ug/L	5.0	1		06/16/16 22:58	108-90-7	
Chloroethane	ND	ug/L	10.0	1		06/16/16 22:58	75-00-3	
Chloroform	ND	ug/L	5.0	1		06/16/16 22:58	67-66-3	
Chloromethane	ND	ug/L	10.0	1		06/16/16 22:58	74-87-3	
1,2-Dibromo-3-chloropropane	ND	ug/L	5.0	1		06/16/16 22:58	96-12-8	
Dibromochloromethane	ND	ug/L	5.0	1		06/16/16 22:58	124-48-1	
1,2-Dibromoethane (EDB)	ND	ug/L	5.0	1		06/16/16 22:58	106-93-4	
Dibromomethane	ND	ug/L	10.0	1		06/16/16 22:58	74-95-3	
1,2-Dichlorobenzene	ND	ug/L	5.0	1		06/16/16 22:58	95-50-1	
1,4-Dichlorobenzene	ND	ug/L	5.0	1		06/16/16 22:58	106-46-7	
trans-1,4-Dichloro-2-butene	ND	ug/L	10.0	1		06/16/16 22:58	110-57-6	
1,1-Dichloroethane	ND	ug/L	5.0	1		06/16/16 22:58	75-34-3	
1,2-Dichloroethane	ND	ug/L	5.0	1		06/16/16 22:58	107-06-2	
1,1-Dichloroethene	ND	ug/L	5.0	1		06/16/16 22:58	75-35-4	
cis-1,2-Dichloroethene	ND	ug/L	5.0	1		06/16/16 22:58	156-59-2	
trans-1,2-Dichloroethene	ND	ug/L	5.0	1		06/16/16 22:58	156-60-5	
1,2-Dichloropropane	ND	ug/L	5.0	1		06/16/16 22:58	78-87-5	
cis-1,3-Dichloropropene	ND	ug/L	5.0	1		06/16/16 22:58	10061-01-5	
trans-1,3-Dichloropropene	ND	ug/L	5.0	1		06/16/16 22:58	10061-02-6	
Ethylbenzene	ND	ug/L	5.0	1		06/16/16 22:58	100-41-4	
2-Hexanone	ND	ug/L	10.0	1		06/16/16 22:58	591-78-6	
Iodomethane	ND	ug/L	5.0	1		06/16/16 22:58	74-88-4	
Methylene Chloride	ND	ug/L	5.0	1		06/16/16 22:58	75-09-2	
4-Methyl-2-pentanone (MIBK)	ND	ug/L	10.0	1		06/16/16 22:58	108-10-1	
Styrene	ND	ug/L	5.0	1		06/16/16 22:58	100-42-5	

REPORT OF LABORATORY ANALYSIS

This report shall not be reproduced, except in full,
without the written consent of Pace Analytical Services, Inc..

Pace Analytical®
www.pacelabs.com

Pace Analytical Services, Inc.
Not NELAP Accredited
4860 Blazer Parkway
Dublin, OH 43017
(614)486-5421

Pace Analytical Services, Inc.
7726 Moller Road
Indianapolis, IN 46268
(317)228-3100

ANALYTICAL RESULTS

Project: Bridgeton Landfill 2Q 2016 GW
Pace Project No.: 50146462

Sample: Trip Blank **Lab ID: 50146462023** Collected: 06/03/16 08:00 Received: 06/06/16 10:45 Matrix: Water

Parameters	Results	Units	Report Limit	DF	Prepared	Analyzed	CAS No.	Qual
8260 MSV	Analytical Method: EPA 8260							
1,1,1,2-Tetrachloroethane	ND	ug/L	5.0	1		06/16/16 22:58	630-20-6	
1,1,2,2-Tetrachloroethane	ND	ug/L	5.0	1		06/16/16 22:58	79-34-5	
Tetrachloroethene	ND	ug/L	5.0	1		06/16/16 22:58	127-18-4	
Toluene	ND	ug/L	5.0	1		06/16/16 22:58	108-88-3	
1,1,1-Trichloroethane	ND	ug/L	5.0	1		06/16/16 22:58	71-55-6	
1,1,2-Trichloroethane	ND	ug/L	5.0	1		06/16/16 22:58	79-00-5	
Trichloroethene	ND	ug/L	5.0	1		06/16/16 22:58	79-01-6	
Trichlorofluoromethane	ND	ug/L	10.0	1		06/16/16 22:58	75-69-4	
1,2,3-Trichloropropane	ND	ug/L	5.0	1		06/16/16 22:58	96-18-4	
Vinyl acetate	ND	ug/L	10.0	1		06/16/16 22:58	108-05-4	
Vinyl chloride	ND	ug/L	2.0	1		06/16/16 22:58	75-01-4	
Xylene (Total)	ND	ug/L	5.0	1		06/16/16 22:58	1330-20-7	
Surrogates								
Dibromofluoromethane (S)	94	%.	84-118	1		06/16/16 22:58	1868-53-7	
4-Bromofluorobenzene (S)	92	%.	79-116	1		06/16/16 22:58	460-00-4	
Toluene-d8 (S)	99	%.	86-110	1		06/16/16 22:58	2037-26-5	

Sample: PZ-202-SS **Lab ID: 50146462024** Collected: 06/06/16 09:07 Received: 06/09/16 09:00 Matrix: Water

Parameters	Results	Units	Report Limit	DF	Prepared	Analyzed	CAS No.	Qual
Field Data	Analytical Method:							
Field pH	**6.56**	Std. Units		1		06/06/16 00:00		
Field Temperature	**16.3**	deg C		1		06/06/16 00:00		
Field Specific Conductance	**5860**	umhos/cm		1		06/06/16 00:00		
Field Turbidity	**10.28**	NTU		1		06/06/16 00:00		
Total Well Depth	**85.13**	feet		1		06/06/16 00:00		
Elevation Water Level	**469.79**	ft/msl		1		06/06/16 00:00		
Collar Elevation	**481.02**	ft/msl		1		06/06/16 00:00		
Depth to Water	**11.23**	feet		1		06/06/16 00:00		
9056 IC Anions	Analytical Method: EPA 9056							
Chloride	**1550**	mg/L	250	1000		06/14/16 07:02	16887-00-6	N2
Fluoride	ND	mg/L	1.0	10		06/11/16 13:58	16984-48-8	D3,N2
Sulfate	**0.41**	mg/L	0.25	1		06/11/16 13:19	14808-79-8	N2
6010 MET ICP	Analytical Method: EPA 6010 Preparation Method: EPA 3010							
Barium	**2450**	ug/L	10.0	1	06/13/16 18:00	06/14/16 22:41	7440-39-3	
Boron	ND	ug/L	100	1	06/13/16 18:00	06/14/16 22:41	7440-42-8	
Calcium	**584000**	ug/L	2500	5	06/13/16 18:00	06/14/16 23:33	7440-70-2	
Cobalt	**22.1**	ug/L	5.0	1	06/13/16 18:00	06/14/16 22:41	7440-48-4	
Iron	**76900**	ug/L	50.0	1	06/13/16 18:00	06/14/16 22:41	7439-89-6	
Magnesium	**273000**	ug/L	500	1	06/13/16 18:00	06/14/16 22:41	7439-95-4	
Manganese	**2230**	ug/L	5.0	1	06/13/16 18:00	06/14/16 22:41	7439-96-5	
Nickel	**58.9**	ug/L	10.0	1	06/13/16 18:00	06/14/16 22:41	7440-02-0	

REPORT OF LABORATORY ANALYSIS

This report shall not be reproduced, except in full,
without the written consent of Pace Analytical Services, Inc..

Pace Analytical®
www.pacelabs.com

Pace Analytical Services, Inc.
Not NELAP Accredited
4860 Blazer Parkway
Dublin, OH 43017
(614)486-5421

Pace Analytical Services, Inc.
7726 Moller Road
Indianapolis, IN 46268
(317)228-3100

ANALYTICAL RESULTS

Project: Bridgeton Landfill 2Q 2016 GW
Pace Project No.: 50146462

Sample: PZ-202-SS **Lab ID: 50146462024** Collected: 06/06/16 09:07 Received: 06/09/16 09:00 Matrix: Water

Parameters	Results	Units	Report Limit	DF	Prepared	Analyzed	CAS No.	Qual
6010 MET ICP	Analytical Method: EPA 6010 Preparation Method: EPA 3010							
Sodium	**157000**	ug/L	1000	1	06/13/16 18:00	06/14/16 22:41	7440-23-5	
Total Hardness by 2340B	**2590000**	ug/L	5000	5	06/13/16 18:00	06/14/16 23:33		
Zinc	ND	ug/L	20.0	1	06/13/16 18:00	06/14/16 22:41	7440-66-6	
6020 MET ICPMS	Analytical Method: EPA 6020 Preparation Method: EPA 200.2							
Antimony	ND	ug/L	5.0	1	06/10/16 10:00	06/10/16 20:12	7440-36-0	
Arsenic	**69.4**	ug/L	5.0	1	06/10/16 10:00	06/10/16 20:12	7440-38-2	
Beryllium	ND	ug/L	2.0	1	06/10/16 10:00	06/10/16 20:12	7440-41-7	
Cadmium	ND	ug/L	0.20	1	06/10/16 10:00	06/10/16 20:12	7440-43-9	
Chromium	ND	ug/L	5.0	1	06/10/16 10:00	06/10/16 20:12	7440-47-3	
Copper	ND	ug/L	5.0	1	06/10/16 10:00	06/10/16 20:12	7440-50-8	
Lead	ND	ug/L	5.0	1	06/10/16 10:00	06/10/16 20:12	7439-92-1	
Selenium	ND	ug/L	5.0	1	06/10/16 10:00	06/10/16 20:12	7782-49-2	
Silver	ND	ug/L	5.0	1	06/10/16 10:00	06/10/16 20:12	7440-22-4	
Thallium	ND	ug/L	2.0	1	06/10/16 10:00	06/10/16 20:12	7440-28-0	
Vanadium	ND	ug/L	10.0	1	06/10/16 10:00	06/10/16 20:12	7440-62-2	N2
7470 Mercury	Analytical Method: EPA 7470 Preparation Method: EPA 7470							
Mercury	ND	ug/L	0.20	1	06/20/16 16:30	06/21/16 12:40	7439-97-6	
8260 MSV	Analytical Method: EPA 8260							
Acetone	ND	ug/L	10.0	1		06/18/16 17:49	67-64-1	
Acrylonitrile	ND	ug/L	100	1		06/18/16 17:49	107-13-1	
Benzene	**219**	ug/L	5.0	1		06/18/16 17:49	71-43-2	
Bromochloromethane	ND	ug/L	5.0	1		06/18/16 17:49	74-97-5	
Bromodichloromethane	ND	ug/L	5.0	1		06/18/16 17:49	75-27-4	
Bromoform	ND	ug/L	5.0	1		06/18/16 17:49	75-25-2	
Bromomethane	ND	ug/L	10.0	1		06/18/16 17:49	74-83-9	
2-Butanone (MEK)	ND	ug/L	10.0	1		06/18/16 17:49	78-93-3	
Carbon disulfide	ND	ug/L	10.0	1		06/18/16 17:49	75-15-0	
Carbon tetrachloride	ND	ug/L	5.0	1		06/18/16 17:49	56-23-5	
Chlorobenzene	ND	ug/L	5.0	1		06/18/16 17:49	108-90-7	
Chloroethane	ND	ug/L	10.0	1		06/18/16 17:49	75-00-3	
Chloroform	ND	ug/L	5.0	1		06/18/16 17:49	67-66-3	
Chloromethane	ND	ug/L	10.0	1		06/18/16 17:49	74-87-3	
1,2-Dibromo-3-chloropropane	ND	ug/L	5.0	1		06/18/16 17:49	96-12-8	
Dibromochloromethane	ND	ug/L	5.0	1		06/18/16 17:49	124-48-1	
1,2-Dibromoethane (EDB)	ND	ug/L	5.0	1		06/18/16 17:49	106-93-4	
Dibromomethane	ND	ug/L	10.0	1		06/18/16 17:49	74-95-3	
1,2-Dichlorobenzene	ND	ug/L	5.0	1		06/18/16 17:49	95-50-1	
1,4-Dichlorobenzene	ND	ug/L	5.0	1		06/18/16 17:49	106-46-7	
trans-1,4-Dichloro-2-butene	ND	ug/L	10.0	1		06/18/16 17:49	110-57-6	
1,1-Dichloroethane	ND	ug/L	5.0	1		06/18/16 17:49	75-34-3	
1,2-Dichloroethane	ND	ug/L	5.0	1		06/18/16 17:49	107-06-2	
1,1-Dichloroethene	ND	ug/L	5.0	1		06/18/16 17:49	75-35-4	
cis-1,2-Dichloroethene	ND	ug/L	5.0	1		06/18/16 17:49	156-59-2	

REPORT OF LABORATORY ANALYSIS

This report shall not be reproduced, except in full,
without the written consent of Pace Analytical Services, Inc..

Pace Analytical®
www.pacelabs.com

Pace Analytical Services, Inc.
Not NELAP Accredited
4860 Blazer Parkway
Dublin, OH 43017
(614)486-5421

Pace Analytical Services, Inc.
7726 Moller Road
Indianapolis, IN 46268
(317)228-3100

ANALYTICAL RESULTS

Project: Bridgeton Landfill 2Q 2016 GW
Pace Project No.: 50146462

Sample: PZ-202-SS **Lab ID: 50146462024** Collected: 06/06/16 09:07 Received: 06/09/16 09:00 Matrix: Water

Parameters	Results	Units	Report Limit	DF	Prepared	Analyzed	CAS No.	Qual
8260 MSV	Analytical Method: EPA 8260							
trans-1,2-Dichloroethene	ND	ug/L	5.0	1		06/18/16 17:49	156-60-5	
1,2-Dichloropropane	ND	ug/L	5.0	1		06/18/16 17:49	78-87-5	
cis-1,3-Dichloropropene	ND	ug/L	5.0	1		06/18/16 17:49	10061-01-5	
trans-1,3-Dichloropropene	ND	ug/L	5.0	1		06/18/16 17:49	10061-02-6	
Ethylbenzene	ND	ug/L	5.0	1		06/18/16 17:49	100-41-4	
2-Hexanone	ND	ug/L	10.0	1		06/18/16 17:49	591-78-6	
Iodomethane	ND	ug/L	5.0	1		06/18/16 17:49	74-88-4	
Methylene Chloride	ND	ug/L	5.0	1		06/18/16 17:49	75-09-2	
4-Methyl-2-pentanone (MIBK)	ND	ug/L	10.0	1		06/18/16 17:49	108-10-1	
Styrene	ND	ug/L	5.0	1		06/18/16 17:49	100-42-5	
1,1,1,2-Tetrachloroethane	ND	ug/L	5.0	1		06/18/16 17:49	630-20-6	
1,1,2,2-Tetrachloroethane	ND	ug/L	5.0	1		06/18/16 17:49	79-34-5	
Tetrachloroethene	ND	ug/L	5.0	1		06/18/16 17:49	127-18-4	
Toluene	ND	ug/L	5.0	1		06/18/16 17:49	108-88-3	
1,1,1-Trichloroethane	ND	ug/L	5.0	1		06/18/16 17:49	71-55-6	
1,1,2-Trichloroethane	ND	ug/L	5.0	1		06/18/16 17:49	79-00-5	
Trichloroethene	ND	ug/L	5.0	1		06/18/16 17:49	79-01-6	
Trichlorofluoromethane	ND	ug/L	10.0	1		06/18/16 17:49	75-69-4	
1,2,3-Trichloropropane	ND	ug/L	5.0	1		06/18/16 17:49	96-18-4	
Vinyl acetate	ND	ug/L	10.0	1		06/18/16 17:49	108-05-4	
Vinyl chloride	ND	ug/L	2.0	1		06/18/16 17:49	75-01-4	
Xylene (Total)	ND	ug/L	5.0	1		06/18/16 17:49	1330-20-7	
Surrogates								
Dibromofluoromethane (S)	88	%.	84-118	1		06/18/16 17:49	1868-53-7	
4-Bromofluorobenzene (S)	90	%.	79-116	1		06/18/16 17:49	460-00-4	
Toluene-d8 (S)	91	%.	86-110	1		06/18/16 17:49	2037-26-5	
2540C Total Dissolved Solids	Analytical Method: SM 2540C							
Total Dissolved Solids	**3570**	mg/L	10.0	1		06/10/16 14:13		
410.4 COD	Analytical Method: EPA 410.4 Preparation Method: EPA 410.4							
Chemical Oxygen Demand	**798**	mg/L	10.0	1	06/17/16 12:20	06/17/16 17:04		
353.2 Nitrogen, NO2/NO3 pres.	Analytical Method: EPA 353.2							
Nitrogen, NO2 plus NO3	ND	mg/L	5.0	50		06/13/16 15:39		D3
365.1 Total Phosphorus	Analytical Method: EPA 365.1 Preparation Method: EPA 365.1							
Phosphorus	**0.41**	mg/L	0.25	1	06/16/16 12:11	06/17/16 11:25	7723-14-0	
4500 Ammonia Water	Analytical Method: SM 4500-NH3 G							
Nitrogen, Ammonia	**0.34**	mg/L	0.10	1		06/16/16 12:57	7664-41-7	
5310C TOC	Analytical Method: SM 5310C							
Total Organic Carbon	**238**	mg/L	40.0	40		06/15/16 02:01	7440-44-0	

REPORT OF LABORATORY ANALYSIS

This report shall not be reproduced, except in full,
without the written consent of Pace Analytical Services, Inc..

Pace Analytical
www.pacelabs.com

Pace Analytical Services, Inc.
Not NELAP Accredited
4860 Blazer Parkway
Dublin, OH 43017
(614)486-5421

Pace Analytical Services, Inc.
7726 Moller Road
Indianapolis, IN 46268
(317)228-3100

ANALYTICAL RESULTS

Project: Bridgeton Landfill 2Q 2016 GW
Pace Project No.: 50146462

Sample: PZ-109-SS **Lab ID: 50146462025** Collected: 06/06/16 11:33 Received: 06/09/16 09:00 Matrix: Water

Parameters	Results	Units	Report Limit	DF	Prepared	Analyzed	CAS No.	Qual
Field Data	Analytical Method:							
Field pH	**7.06**	Std. Units		1		06/06/16 00:00		
Field Temperature	**21.5**	deg C		1		06/06/16 00:00		
Field Specific Conductance	**786**	umhos/cm		1		06/06/16 00:00		
Field Turbidity	**2.04**	NTU		1		06/06/16 00:00		
Total Well Depth	**131.04**	feet		1		06/06/16 00:00		
Elevation Water Level	**437.78**	ft/msl		1		06/06/16 00:00		
Collar Elevation	**460.19**	ft/msl		1		06/06/16 00:00		
Depth to Water	**22.41**	feet		1		06/06/16 00:00		
9056 IC Anions	Analytical Method: EPA 9056							
Chloride	**4.1**	mg/L	0.25	1		06/11/16 15:40	16887-00-6	N2
Fluoride	**2.1**	mg/L	0.10	1		06/11/16 15:40	16984-48-8	N2
Sulfate	**23.4**	mg/L	2.5	10		06/11/16 15:53	14808-79-8	N2
6010 MET ICP	Analytical Method: EPA 6010 Preparation Method: EPA 3010							
Barium	**57.6**	ug/L	10.0	1	06/13/16 18:00	06/14/16 22:44	7440-39-3	
Boron	**186**	ug/L	100	1	06/13/16 18:00	06/14/16 22:44	7440-42-8	
Calcium	**86700**	ug/L	500	1	06/13/16 18:00	06/14/16 22:44	7440-70-2	
Cobalt	ND	ug/L	5.0	1	06/13/16 18:00	06/14/16 22:44	7440-48-4	
Iron	ND	ug/L	50.0	1	06/13/16 18:00	06/14/16 22:44	7439-89-6	
Magnesium	**49700**	ug/L	500	1	06/13/16 18:00	06/14/16 22:44	7439-95-4	
Manganese	ND	ug/L	5.0	1	06/13/16 18:00	06/14/16 22:44	7439-96-5	
Nickel	ND	ug/L	10.0	1	06/13/16 18:00	06/14/16 22:44	7440-02-0	
Sodium	**10500**	ug/L	1000	1	06/13/16 18:00	06/14/16 22:44	7440-23-5	
Total Hardness by 2340B	**421000**	ug/L	1000	1	06/13/16 18:00	06/14/16 22:44		
Zinc	ND	ug/L	20.0	1	06/13/16 18:00	06/14/16 22:44	7440-66-6	
6020 MET ICPMS	Analytical Method: EPA 6020 Preparation Method: EPA 200.2							
Antimony	ND	ug/L	5.0	1	06/10/16 10:00	06/10/16 20:16	7440-36-0	
Arsenic	ND	ug/L	5.0	1	06/10/16 10:00	06/10/16 20:16	7440-38-2	
Beryllium	ND	ug/L	2.0	1	06/10/16 10:00	06/10/16 20:16	7440-41-7	
Cadmium	ND	ug/L	0.20	1	06/10/16 10:00	06/10/16 20:16	7440-43-9	
Chromium	ND	ug/L	5.0	1	06/10/16 10:00	06/10/16 20:16	7440-47-3	
Copper	ND	ug/L	5.0	1	06/10/16 10:00	06/10/16 20:16	7440-50-8	
Lead	ND	ug/L	5.0	1	06/10/16 10:00	06/10/16 20:16	7439-92-1	
Selenium	ND	ug/L	5.0	1	06/10/16 10:00	06/10/16 20:16	7782-49-2	
Silver	ND	ug/L	5.0	1	06/10/16 10:00	06/10/16 20:16	7440-22-4	
Thallium	ND	ug/L	2.0	1	06/10/16 10:00	06/10/16 20:16	7440-28-0	
Vanadium	ND	ug/L	10.0	1	06/10/16 10:00	06/10/16 20:16	7440-62-2	N2
7470 Mercury	Analytical Method: EPA 7470 Preparation Method: EPA 7470							
Mercury	ND	ug/L	0.20	1	06/20/16 16:30	06/21/16 12:42	7439-97-6	
8260 MSV	Analytical Method: EPA 8260							
Acetone	ND	ug/L	10.0	1		06/18/16 18:57	67-64-1	
Acrylonitrile	ND	ug/L	100	1		06/18/16 18:57	107-13-1	

REPORT OF LABORATORY ANALYSIS

This report shall not be reproduced, except in full,
without the written consent of Pace Analytical Services, Inc..

Pace Analytical
www.pacelabs.com

Pace Analytical Services, Inc.
Not NELAP Accredited
4860 Blazer Parkway
Dublin, OH 43017
(614)486-5421

Pace Analytical Services, Inc.
7726 Moller Road
Indianapolis, IN 46268
(317)228-3100

ANALYTICAL RESULTS

Project: Bridgeton Landfill 2Q 2016 GW
Pace Project No.: 50146462

Sample: PZ-109-SS **Lab ID: 50146462025** Collected: 06/06/16 11:33 Received: 06/09/16 09:00 Matrix: Water

Parameters	Results	Units	Report Limit	DF	Prepared	Analyzed	CAS No.	Qual
8260 MSV	Analytical Method: EPA 8260							
Benzene	ND	ug/L	5.0	1		06/18/16 18:57	71-43-2	
Bromochloromethane	ND	ug/L	5.0	1		06/18/16 18:57	74-97-5	
Bromodichloromethane	ND	ug/L	5.0	1		06/18/16 18:57	75-27-4	
Bromoform	ND	ug/L	5.0	1		06/18/16 18:57	75-25-2	
Bromomethane	ND	ug/L	10.0	1		06/18/16 18:57	74-83-9	
2-Butanone (MEK)	ND	ug/L	10.0	1		06/18/16 18:57	78-93-3	
Carbon disulfide	ND	ug/L	10.0	1		06/18/16 18:57	75-15-0	
Carbon tetrachloride	ND	ug/L	5.0	1		06/18/16 18:57	56-23-5	
Chlorobenzene	ND	ug/L	5.0	1		06/18/16 18:57	108-90-7	
Chloroethane	ND	ug/L	10.0	1		06/18/16 18:57	75-00-3	
Chloroform	ND	ug/L	5.0	1		06/18/16 18:57	67-66-3	
Chloromethane	ND	ug/L	10.0	1		06/18/16 18:57	74-87-3	
1,2-Dibromo-3-chloropropane	ND	ug/L	5.0	1		06/18/16 18:57	96-12-8	
Dibromochloromethane	ND	ug/L	5.0	1		06/18/16 18:57	124-48-1	
1,2-Dibromoethane (EDB)	ND	ug/L	5.0	1		06/18/16 18:57	106-93-4	
Dibromomethane	ND	ug/L	10.0	1		06/18/16 18:57	74-95-3	
1,2-Dichlorobenzene	ND	ug/L	5.0	1		06/18/16 18:57	95-50-1	
1,4-Dichlorobenzene	ND	ug/L	5.0	1		06/18/16 18:57	106-46-7	
trans-1,4-Dichloro-2-butene	ND	ug/L	10.0	1		06/18/16 18:57	110-57-6	
1,1-Dichloroethane	ND	ug/L	5.0	1		06/18/16 18:57	75-34-3	
1,2-Dichloroethane	ND	ug/L	5.0	1		06/18/16 18:57	107-06-2	
1,1-Dichloroethene	ND	ug/L	5.0	1		06/18/16 18:57	75-35-4	
cis-1,2-Dichloroethene	ND	ug/L	5.0	1		06/18/16 18:57	156-59-2	
trans-1,2-Dichloroethene	ND	ug/L	5.0	1		06/18/16 18:57	156-60-5	
1,2-Dichloropropane	ND	ug/L	5.0	1		06/18/16 18:57	78-87-5	
cis-1,3-Dichloropropene	ND	ug/L	5.0	1		06/18/16 18:57	10061-01-5	
trans-1,3-Dichloropropene	ND	ug/L	5.0	1		06/18/16 18:57	10061-02-6	
Ethylbenzene	ND	ug/L	5.0	1		06/18/16 18:57	100-41-4	
2-Hexanone	ND	ug/L	10.0	1		06/18/16 18:57	591-78-6	
Iodomethane	ND	ug/L	5.0	1		06/18/16 18:57	74-88-4	
Methylene Chloride	ND	ug/L	5.0	1		06/18/16 18:57	75-09-2	
4-Methyl-2-pentanone (MIBK)	ND	ug/L	10.0	1		06/18/16 18:57	108-10-1	
Styrene	ND	ug/L	5.0	1		06/18/16 18:57	100-42-5	
1,1,1,2-Tetrachloroethane	ND	ug/L	5.0	1		06/18/16 18:57	630-20-6	
1,1,2,2-Tetrachloroethane	ND	ug/L	5.0	1		06/18/16 18:57	79-34-5	
Tetrachloroethene	ND	ug/L	5.0	1		06/18/16 18:57	127-18-4	
Toluene	ND	ug/L	5.0	1		06/18/16 18:57	108-88-3	
1,1,1-Trichloroethane	ND	ug/L	5.0	1		06/18/16 18:57	71-55-6	
1,1,2-Trichloroethane	ND	ug/L	5.0	1		06/18/16 18:57	79-00-5	
Trichloroethene	ND	ug/L	5.0	1		06/18/16 18:57	79-01-6	
Trichlorofluoromethane	ND	ug/L	10.0	1		06/18/16 18:57	75-69-4	
1,2,3-Trichloropropane	ND	ug/L	5.0	1		06/18/16 18:57	96-18-4	
Vinyl acetate	ND	ug/L	10.0	1		06/18/16 18:57	108-05-4	
Vinyl chloride	ND	ug/L	2.0	1		06/18/16 18:57	75-01-4	
Xylene (Total)	ND	ug/L	5.0	1		06/18/16 18:57	1330-20-7	
Surrogates								
Dibromofluoromethane (S)	98	%.	84-118	1		06/18/16 18:57	1868-53-7	

REPORT OF LABORATORY ANALYSIS

This report shall not be reproduced, except in full,
without the written consent of Pace Analytical Services, Inc..

Pace Analytical
www.pacelabs.com

Pace Analytical Services, Inc.
Not NELAP Accredited
4860 Blazer Parkway
Dublin, OH 43017
(614)486-5421

Pace Analytical Services, Inc.
7726 Moller Road
Indianapolis, IN 46268
(317)228-3100

ANALYTICAL RESULTS

Project: Bridgeton Landfill 2Q 2016 GW
Pace Project No.: 50146462

Sample: PZ-109-SS **Lab ID: 50146462025** Collected: 06/06/16 11:33 Received: 06/09/16 09:00 Matrix: Water

Parameters	Results	Units	Report Limit	DF	Prepared	Analyzed	CAS No.	Qual
8260 MSV	Analytical Method: EPA 8260							
Surrogates								
4-Bromofluorobenzene (S)	88	%.	79-116	1		06/18/16 18:57	460-00-4	
Toluene-d8 (S)	95	%.	86-110	1		06/18/16 18:57	2037-26-5	
2540C Total Dissolved Solids	Analytical Method: SM 2540C							
Total Dissolved Solids	**412**	mg/L	10.0	1		06/10/16 14:14		
410.4 COD	Analytical Method: EPA 410.4 Preparation Method: EPA 410.4							
Chemical Oxygen Demand	ND	mg/L	10.0	1	06/17/16 10:03	06/17/16 13:08		
353.2 Nitrogen, NO2/NO3 pres.	Analytical Method: EPA 353.2							
Nitrogen, NO2 plus NO3	ND	mg/L	0.10	1		06/13/16 15:25		
365.1 Total Phosphorus	Analytical Method: EPA 365.1 Preparation Method: EPA 365.1							
Phosphorus	ND	mg/L	0.050	1	06/16/16 12:11	06/17/16 11:26	7723-14-0	
4500 Ammonia Water	Analytical Method: SM 4500-NH3 G							
Nitrogen, Ammonia	ND	mg/L	0.10	1		06/16/16 12:58	7664-41-7	
5310C TOC	Analytical Method: SM 5310C							
Total Organic Carbon	**9.8**	mg/L	2.0	2		06/20/16 12:20	7440-44-0	

Sample: PZ-110-SS **Lab ID: 50146462026** Collected: 06/06/16 14:13 Received: 06/09/16 09:00 Matrix: Water

Parameters	Results	Units	Report Limit	DF	Prepared	Analyzed	CAS No.	Qual
Field Data	Analytical Method:							
Field pH	**6.65**	Std. Units		1		06/06/16 00:00		
Field Temperature	**17.6**	deg C		1		06/06/16 00:00		
Field Specific Conductance	**2080**	umhos/cm		1		06/06/16 00:00		
Field Turbidity	**5.69**	NTU		1		06/06/16 00:00		
Total Well Depth	**107.23**	feet		1		06/06/16 00:00		
Elevation Water Level	**433.56**	ft/msl		1		06/06/16 00:00		
Collar Elevation	**461.15**	ft/msl		1		06/06/16 00:00		
Depth to Water	**27.59**	feet		1		06/06/16 00:00		
9056 IC Anions	Analytical Method: EPA 9056							
Chloride	**245**	mg/L	25.0	100		06/11/16 16:31	16887-00-6	N2
Fluoride	**0.17**	mg/L	0.10	1		06/11/16 16:06	16984-48-8	N2
Sulfate	**46.2**	mg/L	2.5	10		06/11/16 16:18	14808-79-8	N2
6010 MET ICP	Analytical Method: EPA 6010 Preparation Method: EPA 3010							
Barium	**307**	ug/L	10.0	1	06/13/16 18:00	06/14/16 22:54	7440-39-3	
Boron	**245**	ug/L	100	1	06/13/16 18:00	06/14/16 22:54	7440-42-8	

REPORT OF LABORATORY ANALYSIS

This report shall not be reproduced, except in full,
without the written consent of Pace Analytical Services, Inc..

Pace Analytical
www.pacelabs.com

Pace Analytical Services, Inc.
Not NELAP Accredited
4860 Blazer Parkway
Dublin, OH 43017
(614)486-5421

Pace Analytical Services, Inc.
7726 Moller Road
Indianapolis, IN 46268
(317)228-3100

ANALYTICAL RESULTS

Project: Bridgeton Landfill 2Q 2016 GW
Pace Project No.: 50146462

Sample: PZ-110-SS **Lab ID: 50146462026** Collected: 06/06/16 14:13 Received: 06/09/16 09:00 Matrix: Water

Parameters	Results	Units	Report Limit	DF	Prepared	Analyzed	CAS No.	Qual
6010 MET ICP	Analytical Method: EPA 6010 Preparation Method: EPA 3010							
Calcium	**224000**	ug/L	1000	2	06/13/16 18:00	06/14/16 23:35	7440-70-2	
Cobalt	ND	ug/L	5.0	1	06/13/16 18:00	06/14/16 22:54	7440-48-4	
Iron	**6990**	ug/L	50.0	1	06/13/16 18:00	06/14/16 22:54	7439-89-6	
Magnesium	**90200**	ug/L	500	1	06/13/16 18:00	06/14/16 22:54	7439-95-4	
Manganese	**149**	ug/L	5.0	1	06/13/16 18:00	06/14/16 22:54	7439-96-5	
Nickel	**13.6**	ug/L	10.0	1	06/13/16 18:00	06/14/16 22:54	7440-02-0	
Sodium	**80200**	ug/L	1000	1	06/13/16 18:00	06/14/16 22:54	7440-23-5	
Total Hardness by 2340B	**932000**	ug/L	2000	2	06/13/16 18:00	06/14/16 23:35		
Zinc	ND	ug/L	20.0	1	06/13/16 18:00	06/14/16 22:54	7440-66-6	
6020 MET ICPMS	Analytical Method: EPA 6020 Preparation Method: EPA 200.2							
Antimony	ND	ug/L	5.0	1	06/10/16 10:00	06/10/16 20:21	7440-36-0	
Arsenic	ND	ug/L	5.0	1	06/10/16 10:00	06/10/16 20:21	7440-38-2	
Beryllium	ND	ug/L	2.0	1	06/10/16 10:00	06/10/16 20:21	7440-41-7	
Cadmium	ND	ug/L	0.20	1	06/10/16 10:00	06/10/16 20:21	7440-43-9	
Chromium	ND	ug/L	5.0	1	06/10/16 10:00	06/10/16 20:21	7440-47-3	
Copper	ND	ug/L	5.0	1	06/10/16 10:00	06/10/16 20:21	7440-50-8	
Lead	ND	ug/L	5.0	1	06/10/16 10:00	06/10/16 20:21	7439-92-1	
Selenium	ND	ug/L	5.0	1	06/10/16 10:00	06/10/16 20:21	7782-49-2	
Silver	ND	ug/L	5.0	1	06/10/16 10:00	06/10/16 20:21	7440-22-4	
Thallium	ND	ug/L	2.0	1	06/10/16 10:00	06/10/16 20:21	7440-28-0	
Vanadium	ND	ug/L	10.0	1	06/10/16 10:00	06/10/16 20:21	7440-62-2	N2
7470 Mercury	Analytical Method: EPA 7470 Preparation Method: EPA 7470							
Mercury	ND	ug/L	0.20	1	06/20/16 16:30	06/21/16 12:44	7439-97-6	
8260 MSV	Analytical Method: EPA 8260							
Acetone	ND	ug/L	10.0	1		06/18/16 19:31	67-64-1	
Acrylonitrile	ND	ug/L	100	1		06/18/16 19:31	107-13-1	
Benzene	**14.1**	ug/L	5.0	1		06/18/16 19:31	71-43-2	
Bromochloromethane	ND	ug/L	5.0	1		06/18/16 19:31	74-97-5	
Bromodichloromethane	ND	ug/L	5.0	1		06/18/16 19:31	75-27-4	
Bromoform	ND	ug/L	5.0	1		06/18/16 19:31	75-25-2	
Bromomethane	ND	ug/L	10.0	1		06/18/16 19:31	74-83-9	
2-Butanone (MEK)	ND	ug/L	10.0	1		06/18/16 19:31	78-93-3	
Carbon disulfide	ND	ug/L	10.0	1		06/18/16 19:31	75-15-0	
Carbon tetrachloride	ND	ug/L	5.0	1		06/18/16 19:31	56-23-5	
Chlorobenzene	ND	ug/L	5.0	1		06/18/16 19:31	108-90-7	
Chloroethane	ND	ug/L	10.0	1		06/18/16 19:31	75-00-3	
Chloroform	ND	ug/L	5.0	1		06/18/16 19:31	67-66-3	
Chloromethane	ND	ug/L	10.0	1		06/18/16 19:31	74-87-3	
1,2-Dibromo-3-chloropropane	ND	ug/L	5.0	1		06/18/16 19:31	96-12-8	
Dibromochloromethane	ND	ug/L	5.0	1		06/18/16 19:31	124-48-1	
1,2-Dibromoethane (EDB)	ND	ug/L	5.0	1		06/18/16 19:31	106-93-4	
Dibromomethane	ND	ug/L	10.0	1		06/18/16 19:31	74-95-3	
1,2-Dichlorobenzene	ND	ug/L	5.0	1		06/18/16 19:31	95-50-1	

REPORT OF LABORATORY ANALYSIS

This report shall not be reproduced, except in full,
without the written consent of Pace Analytical Services, Inc..

Pace Analytical®
www.pacelabs.com

Pace Analytical Services, Inc.
Not NELAP Accredited
4860 Blazer Parkway
Dublin, OH 43017
(614)486-5421

Pace Analytical Services, Inc.
7726 Moller Road
Indianapolis, IN 46268
(317)228-3100

ANALYTICAL RESULTS

Project: Bridgeton Landfill 2Q 2016 GW
Pace Project No.: 50146462

Sample: PZ-110-SS **Lab ID: 50146462026** Collected: 06/06/16 14:13 Received: 06/09/16 09:00 Matrix: Water

Parameters	Results	Units	Report Limit	DF	Prepared	Analyzed	CAS No.	Qual
8260 MSV	Analytical Method: EPA 8260							
1,4-Dichlorobenzene	ND	ug/L	5.0	1		06/18/16 19:31	106-46-7	
trans-1,4-Dichloro-2-butene	ND	ug/L	10.0	1		06/18/16 19:31	110-57-6	
1,1-Dichloroethane	ND	ug/L	5.0	1		06/18/16 19:31	75-34-3	
1,2-Dichloroethane	ND	ug/L	5.0	1		06/18/16 19:31	107-06-2	
1,1-Dichloroethene	ND	ug/L	5.0	1		06/18/16 19:31	75-35-4	
cis-1,2-Dichloroethene	ND	ug/L	5.0	1		06/18/16 19:31	156-59-2	
trans-1,2-Dichloroethene	ND	ug/L	5.0	1		06/18/16 19:31	156-60-5	
1,2-Dichloropropane	ND	ug/L	5.0	1		06/18/16 19:31	78-87-5	
cis-1,3-Dichloropropene	ND	ug/L	5.0	1		06/18/16 19:31	10061-01-5	
trans-1,3-Dichloropropene	ND	ug/L	5.0	1		06/18/16 19:31	10061-02-6	
Ethylbenzene	ND	ug/L	5.0	1		06/18/16 19:31	100-41-4	
2-Hexanone	ND	ug/L	10.0	1		06/18/16 19:31	591-78-6	
Iodomethane	ND	ug/L	5.0	1		06/18/16 19:31	74-88-4	
Methylene Chloride	ND	ug/L	5.0	1		06/18/16 19:31	75-09-2	
4-Methyl-2-pentanone (MIBK)	ND	ug/L	10.0	1		06/18/16 19:31	108-10-1	
Styrene	ND	ug/L	5.0	1		06/18/16 19:31	100-42-5	
1,1,1,2-Tetrachloroethane	ND	ug/L	5.0	1		06/18/16 19:31	630-20-6	
1,1,2,2-Tetrachloroethane	ND	ug/L	5.0	1		06/18/16 19:31	79-34-5	
Tetrachloroethene	ND	ug/L	5.0	1		06/18/16 19:31	127-18-4	
Toluene	ND	ug/L	5.0	1		06/18/16 19:31	108-88-3	
1,1,1-Trichloroethane	ND	ug/L	5.0	1		06/18/16 19:31	71-55-6	
1,1,2-Trichloroethane	ND	ug/L	5.0	1		06/18/16 19:31	79-00-5	
Trichloroethene	ND	ug/L	5.0	1		06/18/16 19:31	79-01-6	
Trichlorofluoromethane	ND	ug/L	10.0	1		06/18/16 19:31	75-69-4	
1,2,3-Trichloropropane	ND	ug/L	5.0	1		06/18/16 19:31	96-18-4	
Vinyl acetate	ND	ug/L	10.0	1		06/18/16 19:31	108-05-4	
Vinyl chloride	ND	ug/L	2.0	1		06/18/16 19:31	75-01-4	
Xylene (Total)	ND	ug/L	5.0	1		06/18/16 19:31	1330-20-7	
Surrogates								
Dibromofluoromethane (S)	96	%.	84-118	1		06/18/16 19:31	1868-53-7	
4-Bromofluorobenzene (S)	89	%.	79-116	1		06/18/16 19:31	460-00-4	
Toluene-d8 (S)	96	%.	86-110	1		06/18/16 19:31	2037-26-5	
2540C Total Dissolved Solids	Analytical Method: SM 2540C							
Total Dissolved Solids	**1230**	mg/L	10.0	1		06/10/16 14:14		
410.4 COD	Analytical Method: EPA 410.4 Preparation Method: EPA 410.4							
Chemical Oxygen Demand	**89.1**	mg/L	10.0	1	06/17/16 10:03	06/17/16 13:08		
353.2 Nitrogen, NO2/NO3 pres.	Analytical Method: EPA 353.2							
Nitrogen, NO2 plus NO3	ND	mg/L	2.5	25		06/13/16 15:53		D3
365.1 Total Phosphorus	Analytical Method: EPA 365.1 Preparation Method: EPA 365.1							
Phosphorus	ND	mg/L	0.25	1	06/16/16 12:11	06/17/16 11:26	7723-14-0	D3

REPORT OF LABORATORY ANALYSIS

This report shall not be reproduced, except in full,
without the written consent of Pace Analytical Services, Inc..

Pace Analytical®
www.pacelabs.com

Pace Analytical Services, Inc.
Not NELAP Accredited
4860 Blazer Parkway
Dublin, OH 43017
(614)486-5421

Pace Analytical Services, Inc.
7726 Moller Road
Indianapolis, IN 46268
(317)228-3100

ANALYTICAL RESULTS

Project: Bridgeton Landfill 2Q 2016 GW
Pace Project No.: 50146462

Sample: PZ-110-SS **Lab ID: 50146462026** Collected: 06/06/16 14:13 Received: 06/09/16 09:00 Matrix: Water

Parameters	Results	Units	Report Limit	DF	Prepared	Analyzed	CAS No.	Qual
4500 Ammonia Water	Analytical Method: SM 4500-NH3 G							
Nitrogen, Ammonia	**0.35**	mg/L	0.10	1		06/16/16 13:01	7664-41-7	
5310C TOC	Analytical Method: SM 5310C							
Total Organic Carbon	**58.4**	mg/L	10.0	10		06/20/16 12:52	7440-44-0	

Sample: PZ-201A-SS **Lab ID: 50146462027** Collected: 06/06/16 15:46 Received: 06/09/16 09:00 Matrix: Water

Parameters	Results	Units	Report Limit	DF	Prepared	Analyzed	CAS No.	Qual
Field Data	Analytical Method:							
Field pH	**7.06**	Std. Units		1		06/06/16 00:00		
Field Temperature	**17.4**	deg C		1		06/06/16 00:00		
Field Specific Conductance	**772**	umhos/cm		1		06/06/16 00:00		
Field Turbidity	**0.79**	NTU		1		06/06/16 00:00		
Total Well Depth	**86.10**	feet		1		06/06/16 00:00		
Elevation Water Level	**470.56**	ft/msl		1		06/06/16 00:00		
Collar Elevation	**480.20**	ft/msl		1		06/06/16 00:00		
Depth to Water	**9.64**	feet		1		06/06/16 00:00		
9056 IC Anions	Analytical Method: EPA 9056							
Chloride	**4.0**	mg/L	0.25	1		06/11/16 16:44	16887-00-6	N2
Fluoride	**0.20**	mg/L	0.10	1		06/11/16 16:44	16984-48-8	N2
Sulfate	**63.8**	mg/L	2.5	10		06/11/16 16:57	14808-79-8	N2
6010 MET ICP	Analytical Method: EPA 6010 Preparation Method: EPA 3010							
Barium	**137**	ug/L	10.0	1	06/13/16 18:00	06/14/16 23:00	7440-39-3	
Boron	ND	ug/L	100	1	06/13/16 18:00	06/14/16 23:00	7440-42-8	
Calcium	**96500**	ug/L	500	1	06/13/16 18:00	06/14/16 23:00	7440-70-2	
Cobalt	ND	ug/L	5.0	1	06/13/16 18:00	06/14/16 23:00	7440-48-4	
Iron	**194**	ug/L	50.0	1	06/13/16 18:00	06/14/16 23:00	7439-89-6	
Magnesium	**46000**	ug/L	500	1	06/13/16 18:00	06/14/16 23:00	7439-95-4	
Manganese	**35.4**	ug/L	5.0	1	06/13/16 18:00	06/14/16 23:00	7439-96-5	
Nickel	ND	ug/L	10.0	1	06/13/16 18:00	06/14/16 23:00	7440-02-0	
Sodium	**10400**	ug/L	1000	1	06/13/16 18:00	06/14/16 23:00	7440-23-5	
Total Hardness by 2340B	**431000**	ug/L	1000	1	06/13/16 18:00	06/14/16 23:00		
Zinc	**22.3**	ug/L	20.0	1	06/13/16 18:00	06/14/16 23:00	7440-66-6	
6020 MET ICPMS	Analytical Method: EPA 6020 Preparation Method: EPA 200.2							
Antimony	ND	ug/L	5.0	1	06/10/16 10:00	06/10/16 19:39	7440-36-0	
Arsenic	ND	ug/L	5.0	1	06/10/16 10:00	06/10/16 19:39	7440-38-2	
Beryllium	ND	ug/L	2.0	1	06/10/16 10:00	06/10/16 19:39	7440-41-7	
Cadmium	ND	ug/L	0.20	1	06/10/16 10:00	06/10/16 19:39	7440-43-9	
Chromium	ND	ug/L	5.0	1	06/10/16 10:00	06/10/16 19:39	7440-47-3	
Copper	ND	ug/L	5.0	1	06/10/16 10:00	06/10/16 19:39	7440-50-8	
Lead	ND	ug/L	5.0	1	06/10/16 10:00	06/10/16 19:39	7439-92-1	

REPORT OF LABORATORY ANALYSIS

This report shall not be reproduced, except in full,
without the written consent of Pace Analytical Services, Inc..

Pace Analytical®
www.pacelabs.com

Pace Analytical Services, Inc.
Not NELAP Accredited
4860 Blazer Parkway
Dublin, OH 43017
(614)486-5421

Pace Analytical Services, Inc.
7726 Moller Road
Indianapolis, IN 46268
(317)228-3100

ANALYTICAL RESULTS

Project: Bridgeton Landfill 2Q 2016 GW
Pace Project No.: 50146462

Sample: PZ-201A-SS **Lab ID: 50146462027** Collected: 06/06/16 15:46 Received: 06/09/16 09:00 Matrix: Water

Parameters	Results	Units	Report Limit	DF	Prepared	Analyzed	CAS No.	Qual
6020 MET ICPMS	Analytical Method: EPA 6020 Preparation Method: EPA 200.2							
Selenium	ND	ug/L	5.0	1	06/10/16 10:00	06/10/16 19:39	7782-49-2	
Silver	ND	ug/L	5.0	1	06/10/16 10:00	06/10/16 19:39	7440-22-4	
Thallium	ND	ug/L	2.0	1	06/10/16 10:00	06/10/16 19:39	7440-28-0	
Vanadium	ND	ug/L	10.0	1	06/10/16 10:00	06/10/16 19:39	7440-62-2	N2
7470 Mercury	Analytical Method: EPA 7470 Preparation Method: EPA 7470							
Mercury	ND	ug/L	0.20	1	06/20/16 16:30	06/21/16 12:46	7439-97-6	
8260 MSV	Analytical Method: EPA 8260							
Acetone	ND	ug/L	10.0	1		06/18/16 20:06	67-64-1	
Acrylonitrile	ND	ug/L	100	1		06/18/16 20:06	107-13-1	
Benzene	ND	ug/L	5.0	1		06/18/16 20:06	71-43-2	
Bromochloromethane	ND	ug/L	5.0	1		06/18/16 20:06	74-97-5	
Bromodichloromethane	ND	ug/L	5.0	1		06/18/16 20:06	75-27-4	
Bromoform	ND	ug/L	5.0	1		06/18/16 20:06	75-25-2	
Bromomethane	ND	ug/L	10.0	1		06/18/16 20:06	74-83-9	
2-Butanone (MEK)	ND	ug/L	10.0	1		06/18/16 20:06	78-93-3	
Carbon disulfide	ND	ug/L	10.0	1		06/18/16 20:06	75-15-0	
Carbon tetrachloride	ND	ug/L	5.0	1		06/18/16 20:06	56-23-5	
Chlorobenzene	ND	ug/L	5.0	1		06/18/16 20:06	108-90-7	
Chloroethane	ND	ug/L	10.0	1		06/18/16 20:06	75-00-3	
Chloroform	ND	ug/L	5.0	1		06/18/16 20:06	67-66-3	
Chloromethane	ND	ug/L	10.0	1		06/18/16 20:06	74-87-3	
1,2-Dibromo-3-chloropropane	ND	ug/L	5.0	1		06/18/16 20:06	96-12-8	
Dibromochloromethane	ND	ug/L	5.0	1		06/18/16 20:06	124-48-1	
1,2-Dibromoethane (EDB)	ND	ug/L	5.0	1		06/18/16 20:06	106-93-4	
Dibromomethane	ND	ug/L	10.0	1		06/18/16 20:06	74-95-3	
1,2-Dichlorobenzene	ND	ug/L	5.0	1		06/18/16 20:06	95-50-1	
1,4-Dichlorobenzene	ND	ug/L	5.0	1		06/18/16 20:06	106-46-7	
trans-1,4-Dichloro-2-butene	ND	ug/L	10.0	1		06/18/16 20:06	110-57-6	
1,1-Dichloroethane	ND	ug/L	5.0	1		06/18/16 20:06	75-34-3	
1,2-Dichloroethane	ND	ug/L	5.0	1		06/18/16 20:06	107-06-2	
1,1-Dichloroethene	ND	ug/L	5.0	1		06/18/16 20:06	75-35-4	
cis-1,2-Dichloroethene	ND	ug/L	5.0	1		06/18/16 20:06	156-59-2	
trans-1,2-Dichloroethene	ND	ug/L	5.0	1		06/18/16 20:06	156-60-5	
1,2-Dichloropropane	ND	ug/L	5.0	1		06/18/16 20:06	78-87-5	
cis-1,3-Dichloropropene	ND	ug/L	5.0	1		06/18/16 20:06	10061-01-5	
trans-1,3-Dichloropropene	ND	ug/L	5.0	1		06/18/16 20:06	10061-02-6	
Ethylbenzene	ND	ug/L	5.0	1		06/18/16 20:06	100-41-4	
2-Hexanone	ND	ug/L	10.0	1		06/18/16 20:06	591-78-6	
Iodomethane	ND	ug/L	5.0	1		06/18/16 20:06	74-88-4	
Methylene Chloride	ND	ug/L	5.0	1		06/18/16 20:06	75-09-2	
4-Methyl-2-pentanone (MIBK)	ND	ug/L	10.0	1		06/18/16 20:06	108-10-1	
Styrene	ND	ug/L	5.0	1		06/18/16 20:06	100-42-5	
1,1,1,2-Tetrachloroethane	ND	ug/L	5.0	1		06/18/16 20:06	630-20-6	
1,1,2,2-Tetrachloroethane	ND	ug/L	5.0	1		06/18/16 20:06	79-34-5	

REPORT OF LABORATORY ANALYSIS

This report shall not be reproduced, except in full,
without the written consent of Pace Analytical Services, Inc..

Pace Analytical
www.pacelabs.com

Pace Analytical Services, Inc.
Not NELAP Accredited
4860 Blazer Parkway
Dublin, OH 43017
(614)486-5421

Pace Analytical Services, Inc.
7726 Moller Road
Indianapolis, IN 46268
(317)228-3100

ANALYTICAL RESULTS

Project: Bridgeton Landfill 2Q 2016 GW
Pace Project No.: 50146462

Sample: PZ-201A-SS **Lab ID: 50146462027** Collected: 06/06/16 15:46 Received: 06/09/16 09:00 Matrix: Water

Parameters	Results	Units	Report Limit	DF	Prepared	Analyzed	CAS No.	Qual
8260 MSV	Analytical Method: EPA 8260							
Tetrachloroethene	ND	ug/L	5.0	1		06/18/16 20:06	127-18-4	
Toluene	ND	ug/L	5.0	1		06/18/16 20:06	108-88-3	
1,1,1-Trichloroethane	ND	ug/L	5.0	1		06/18/16 20:06	71-55-6	
1,1,2-Trichloroethane	ND	ug/L	5.0	1		06/18/16 20:06	79-00-5	
Trichloroethene	ND	ug/L	5.0	1		06/18/16 20:06	79-01-6	
Trichlorofluoromethane	ND	ug/L	10.0	1		06/18/16 20:06	75-69-4	
1,2,3-Trichloropropane	ND	ug/L	5.0	1		06/18/16 20:06	96-18-4	
Vinyl acetate	ND	ug/L	10.0	1		06/18/16 20:06	108-05-4	
Vinyl chloride	ND	ug/L	2.0	1		06/18/16 20:06	75-01-4	
Xylene (Total)	ND	ug/L	5.0	1		06/18/16 20:06	1330-20-7	
Surrogates								
Dibromofluoromethane (S)	98	%.	84-118	1		06/18/16 20:06	1868-53-7	
4-Bromofluorobenzene (S)	90	%.	79-116	1		06/18/16 20:06	460-00-4	
Toluene-d8 (S)	98	%.	86-110	1		06/18/16 20:06	2037-26-5	
2540C Total Dissolved Solids	Analytical Method: SM 2540C							
Total Dissolved Solids	**440**	mg/L	10.0	1		06/10/16 14:14		
410.4 COD	Analytical Method: EPA 410.4 Preparation Method: EPA 410.4							
Chemical Oxygen Demand	ND	mg/L	10.0	1	06/17/16 10:03	06/17/16 13:08		
353.2 Nitrogen, NO2/NO3 pres.	Analytical Method: EPA 353.2							
Nitrogen, NO2 plus NO3	**0.36**	mg/L	0.10	1		06/13/16 15:42		
365.1 Total Phosphorus	Analytical Method: EPA 365.1 Preparation Method: EPA 365.1							
Phosphorus	ND	mg/L	0.050	1	06/16/16 12:11	06/17/16 11:27	7723-14-0	
4500 Ammonia Water	Analytical Method: SM 4500-NH3 G							
Nitrogen, Ammonia	ND	mg/L	0.10	1		06/16/16 13:02	7664-41-7	
5310C TOC	Analytical Method: SM 5310C							
Total Organic Carbon	**10.8**	mg/L	2.0	2		06/20/16 13:23	7440-44-0	

Sample: LCS-5A **Lab ID: 50146462028** Collected: 06/06/16 16:30 Received: 06/09/16 09:00 Matrix: Water

Parameters	Results	Units	Report Limit	DF	Prepared	Analyzed	CAS No.	Qual
Field Data	Analytical Method:							
Field pH	**6.67**	Std. Units		1		06/06/16 00:00		
Field Temperature	**35.4**	deg C		1		06/06/16 00:00		
Field Specific Conductance	**7440**	umhos/cm		1		06/06/16 00:00		
Field Turbidity	**15.44**	NTU		1		06/06/16 00:00		

REPORT OF LABORATORY ANALYSIS

This report shall not be reproduced, except in full,
without the written consent of Pace Analytical Services, Inc..

Pace Analytical®
www.pacelabs.com

Pace Analytical Services, Inc.
Not NELAP Accredited
4860 Blazer Parkway
Dublin, OH 43017
(614)486-5421

Pace Analytical Services, Inc.
7726 Moller Road
Indianapolis, IN 46268
(317)228-3100

ANALYTICAL RESULTS

Project: Bridgeton Landfill 2Q 2016 GW
Pace Project No.: 50146462

Sample: LCS-5A **Lab ID: 50146462028** Collected: 06/06/16 16:30 Received: 06/09/16 09:00 Matrix: Water

Parameters	Results	Units	Report Limit	DF	Prepared	Analyzed	CAS No.	Qual
9056 IC Anions	Analytical Method: EPA 9056							
Chloride	**1330**	mg/L	250	1000		06/11/16 18:01	16887-00-6	N2
Fluoride	ND	mg/L	1.0	10		06/11/16 17:35	16984-48-8	D3,N2
Sulfate	ND	mg/L	2.5	10		06/11/16 17:35	14808-79-8	D3,N2
6010 MET ICP	Analytical Method: EPA 6010 Preparation Method: EPA 3010							
Barium	**1510**	ug/L	10.0	1	06/13/16 18:00	06/14/16 23:02	7440-39-3	
Boron	**4800**	ug/L	100	1	06/13/16 18:00	06/14/16 23:02	7440-42-8	
Calcium	**146000**	ug/L	500	1	06/13/16 18:00	06/14/16 23:02	7440-70-2	
Cobalt	**11.4**	ug/L	5.0	1	06/13/16 18:00	06/14/16 23:02	7440-48-4	
Iron	**6620**	ug/L	50.0	1	06/13/16 18:00	06/14/16 23:02	7439-89-6	
Magnesium	**86700**	ug/L	500	1	06/13/16 18:00	06/14/16 23:02	7439-95-4	
Manganese	**218**	ug/L	5.0	1	06/13/16 18:00	06/14/16 23:02	7439-96-5	
Nickel	**39.9**	ug/L	10.0	1	06/13/16 18:00	06/14/16 23:02	7440-02-0	
Sodium	**786000**	ug/L	10000	10	06/13/16 18:00	06/14/16 23:37	7440-23-5	
Total Hardness by 2340B	**721000**	ug/L	1000	1	06/13/16 18:00	06/14/16 23:02		
Zinc	ND	ug/L	20.0	1	06/13/16 18:00	06/14/16 23:02	7440-66-6	
6020 MET ICPMS	Analytical Method: EPA 6020 Preparation Method: EPA 200.2							
Antimony	ND	ug/L	5.0	1	06/10/16 10:00	06/10/16 20:25	7440-36-0	
Arsenic	**27.8**	ug/L	5.0	1	06/10/16 10:00	06/10/16 20:25	7440-38-2	
Beryllium	ND	ug/L	2.0	1	06/10/16 10:00	06/10/16 20:25	7440-41-7	
Cadmium	ND	ug/L	0.20	1	06/10/16 10:00	06/10/16 20:25	7440-43-9	
Chromium	**28.9**	ug/L	5.0	1	06/10/16 10:00	06/10/16 20:25	7440-47-3	
Copper	**10.5**	ug/L	5.0	1	06/10/16 10:00	06/10/16 20:25	7440-50-8	
Lead	ND	ug/L	5.0	1	06/10/16 10:00	06/10/16 20:25	7439-92-1	
Selenium	ND	ug/L	5.0	1	06/10/16 10:00	06/10/16 20:25	7782-49-2	
Silver	ND	ug/L	5.0	1	06/10/16 10:00	06/10/16 20:25	7440-22-4	
Thallium	ND	ug/L	2.0	1	06/10/16 10:00	06/10/16 20:25	7440-28-0	
Vanadium	ND	ug/L	10.0	1	06/10/16 10:00	06/10/16 20:25	7440-62-2	N2
7470 Mercury	Analytical Method: EPA 7470 Preparation Method: EPA 7470							
Mercury	ND	ug/L	0.20	1	06/20/16 16:30	06/21/16 13:09	7439-97-6	
8260 MSV	Analytical Method: EPA 8260							
Acetone	ND	ug/L	100	10		06/18/16 20:40	67-64-1	
Acrylonitrile	ND	ug/L	1000	10		06/18/16 20:40	107-13-1	
Benzene	**63.7**	ug/L	50.0	10		06/18/16 20:40	71-43-2	
Bromochloromethane	ND	ug/L	50.0	10		06/18/16 20:40	74-97-5	
Bromodichloromethane	ND	ug/L	50.0	10		06/18/16 20:40	75-27-4	
Bromoform	ND	ug/L	50.0	10		06/18/16 20:40	75-25-2	
Bromomethane	ND	ug/L	100	10		06/18/16 20:40	74-83-9	
2-Butanone (MEK)	ND	ug/L	100	10		06/18/16 20:40	78-93-3	
Carbon disulfide	ND	ug/L	100	10		06/18/16 20:40	75-15-0	
Carbon tetrachloride	ND	ug/L	50.0	10		06/18/16 20:40	56-23-5	
Chlorobenzene	**98.5**	ug/L	50.0	10		06/18/16 20:40	108-90-7	
Chloroethane	ND	ug/L	100	10		06/18/16 20:40	75-00-3	

REPORT OF LABORATORY ANALYSIS

This report shall not be reproduced, except in full,
without the written consent of Pace Analytical Services, Inc..

Pace Analytical
www.pacelabs.com

Pace Analytical Services, Inc.
Not NELAP Accredited
4860 Blazer Parkway
Dublin, OH 43017
(614)486-5421

Pace Analytical Services, Inc.
7726 Moller Road
Indianapolis, IN 46268
(317)228-3100

ANALYTICAL RESULTS

Project: Bridgeton Landfill 2Q 2016 GW
Pace Project No.: 50146462

Sample: LCS-5A **Lab ID: 50146462028** Collected: 06/06/16 16:30 Received: 06/09/16 09:00 Matrix: Water

Parameters	Results	Units	Report Limit	DF	Prepared	Analyzed	CAS No.	Qual
8260 MSV	Analytical Method: EPA 8260							
Chloroform	ND	ug/L	50.0	10		06/18/16 20:40	67-66-3	
Chloromethane	ND	ug/L	100	10		06/18/16 20:40	74-87-3	
1,2-Dibromo-3-chloropropane	ND	ug/L	50.0	10		06/18/16 20:40	96-12-8	
Dibromochloromethane	ND	ug/L	50.0	10		06/18/16 20:40	124-48-1	
1,2-Dibromoethane (EDB)	ND	ug/L	50.0	10		06/18/16 20:40	106-93-4	
Dibromomethane	ND	ug/L	100	10		06/18/16 20:40	74-95-3	
1,2-Dichlorobenzene	ND	ug/L	50.0	10		06/18/16 20:40	95-50-1	
1,4-Dichlorobenzene	ND	ug/L	50.0	10		06/18/16 20:40	106-46-7	
trans-1,4-Dichloro-2-butene	ND	ug/L	100	10		06/18/16 20:40	110-57-6	
1,1-Dichloroethane	ND	ug/L	50.0	10		06/18/16 20:40	75-34-3	
1,2-Dichloroethane	ND	ug/L	50.0	10		06/18/16 20:40	107-06-2	
1,1-Dichloroethene	ND	ug/L	50.0	10		06/18/16 20:40	75-35-4	
cis-1,2-Dichloroethene	ND	ug/L	50.0	10		06/18/16 20:40	156-59-2	
trans-1,2-Dichloroethene	ND	ug/L	50.0	10		06/18/16 20:40	156-60-5	
1,2-Dichloropropane	ND	ug/L	50.0	10		06/18/16 20:40	78-87-5	
cis-1,3-Dichloropropene	ND	ug/L	50.0	10		06/18/16 20:40	10061-01-5	
trans-1,3-Dichloropropene	ND	ug/L	50.0	10		06/18/16 20:40	10061-02-6	
Ethylbenzene	ND	ug/L	50.0	10		06/18/16 20:40	100-41-4	
2-Hexanone	ND	ug/L	100	10		06/18/16 20:40	591-78-6	
Iodomethane	ND	ug/L	50.0	10		06/18/16 20:40	74-88-4	
Methylene Chloride	ND	ug/L	50.0	10		06/18/16 20:40	75-09-2	
4-Methyl-2-pentanone (MIBK)	ND	ug/L	100	10		06/18/16 20:40	108-10-1	
Styrene	ND	ug/L	50.0	10		06/18/16 20:40	100-42-5	
1,1,1,2-Tetrachloroethane	ND	ug/L	50.0	10		06/18/16 20:40	630-20-6	
1,1,2,2-Tetrachloroethane	ND	ug/L	50.0	10		06/18/16 20:40	79-34-5	
Tetrachloroethene	ND	ug/L	50.0	10		06/18/16 20:40	127-18-4	
Toluene	ND	ug/L	50.0	10		06/18/16 20:40	108-88-3	
1,1,1-Trichloroethane	ND	ug/L	50.0	10		06/18/16 20:40	71-55-6	
1,1,2-Trichloroethane	ND	ug/L	50.0	10		06/18/16 20:40	79-00-5	
Trichloroethene	ND	ug/L	50.0	10		06/18/16 20:40	79-01-6	
Trichlorofluoromethane	ND	ug/L	100	10		06/18/16 20:40	75-69-4	
1,2,3-Trichloropropane	ND	ug/L	50.0	10		06/18/16 20:40	96-18-4	
Vinyl acetate	ND	ug/L	100	10		06/18/16 20:40	108-05-4	
Vinyl chloride	ND	ug/L	20.0	10		06/18/16 20:40	75-01-4	
Xylene (Total)	ND	ug/L	50.0	10		06/18/16 20:40	1330-20-7	
Surrogates								
Dibromofluoromethane (S)	97	%.	84-118	10		06/18/16 20:40	1868-53-7	F1
4-Bromofluorobenzene (S)	88	%.	79-116	10		06/18/16 20:40	460-00-4	
Toluene-d8 (S)	95	%.	86-110	10		06/18/16 20:40	2037-26-5	
2540C Total Dissolved Solids	Analytical Method: SM 2540C							
Total Dissolved Solids	**3290**	mg/L	20.0	1		06/10/16 14:14		
410.4 COD	Analytical Method: EPA 410.4 Preparation Method: EPA 410.4							
Chemical Oxygen Demand	**809**	mg/L	10.0	1	06/17/16 12:20	06/17/16 17:04		

REPORT OF LABORATORY ANALYSIS

This report shall not be reproduced, except in full,
without the written consent of Pace Analytical Services, Inc..

Pace Analytical®
www.pacelabs.com

Pace Analytical Services, Inc.
Not NELAP Accredited
4860 Blazer Parkway
Dublin, OH 43017
(614)486-5421

Pace Analytical Services, Inc.
7726 Moller Road
Indianapolis, IN 46268
(317)228-3100

ANALYTICAL RESULTS

Project: Bridgeton Landfill 2Q 2016 GW
Pace Project No.: 50146462

Sample: LCS-5A **Lab ID: 50146462028** Collected: 06/06/16 16:30 Received: 06/09/16 09:00 Matrix: Water

Parameters	Results	Units	Report Limit	DF	Prepared	Analyzed	CAS No.	Qual
353.2 Nitrogen, NO2/NO3 pres.	Analytical Method: EPA 353.2							
Nitrogen, NO2 plus NO3	ND	mg/L	2.5	25		06/13/16 15:45		D3
365.1 Total Phosphorus	Analytical Method: EPA 365.1 Preparation Method: EPA 365.1							
Phosphorus	**1.1**	mg/L	0.25	1	06/16/16 12:11	06/17/16 11:27	7723-14-0	
4500 Ammonia Water, Distilled	Analytical Method: SM 4500-NH3 G Preparation Method: SM 4500-NH3 B							
Nitrogen, Ammonia	**268**	mg/L	6.0	1	06/23/16 08:57	06/23/16 12:39	7664-41-7	
5310C TOC	Analytical Method: SM 5310C							
Total Organic Carbon	**232**	mg/L	100	100		06/14/16 19:28	7440-44-0	

Sample: LCS-6B **Lab ID: 50146462029** Collected: 06/07/16 08:45 Received: 06/09/16 09:00 Matrix: Water

Parameters	Results	Units	Report Limit	DF	Prepared	Analyzed	CAS No.	Qual
8260 MSV	Analytical Method: EPA 8260							
Acetone	ND	ug/L	200	20		06/18/16 21:48	67-64-1	
Acrylonitrile	ND	ug/L	2000	20		06/18/16 21:48	107-13-1	
Benzene	ND	ug/L	100	20		06/18/16 21:48	71-43-2	
Bromochloromethane	ND	ug/L	100	20		06/18/16 21:48	74-97-5	
Bromodichloromethane	ND	ug/L	100	20		06/18/16 21:48	75-27-4	
Bromoform	ND	ug/L	100	20		06/18/16 21:48	75-25-2	
Bromomethane	ND	ug/L	200	20		06/18/16 21:48	74-83-9	
2-Butanone (MEK)	ND	ug/L	200	20		06/18/16 21:48	78-93-3	
Carbon disulfide	ND	ug/L	200	20		06/18/16 21:48	75-15-0	
Carbon tetrachloride	ND	ug/L	100	20		06/18/16 21:48	56-23-5	
Chlorobenzene	ND	ug/L	100	20		06/18/16 21:48	108-90-7	
Chloroethane	ND	ug/L	200	20		06/18/16 21:48	75-00-3	
Chloroform	ND	ug/L	100	20		06/18/16 21:48	67-66-3	
Chloromethane	ND	ug/L	200	20		06/18/16 21:48	74-87-3	
1,2-Dibromo-3-chloropropane	ND	ug/L	100	20		06/18/16 21:48	96-12-8	
Dibromochloromethane	ND	ug/L	100	20		06/18/16 21:48	124-48-1	
1,2-Dibromoethane (EDB)	ND	ug/L	100	20		06/18/16 21:48	106-93-4	
Dibromomethane	ND	ug/L	200	20		06/18/16 21:48	74-95-3	
1,2-Dichlorobenzene	ND	ug/L	100	20		06/18/16 21:48	95-50-1	
1,4-Dichlorobenzene	ND	ug/L	100	20		06/18/16 21:48	106-46-7	
trans-1,4-Dichloro-2-butene	ND	ug/L	200	20		06/18/16 21:48	110-57-6	
1,1-Dichloroethane	ND	ug/L	100	20		06/18/16 21:48	75-34-3	
1,2-Dichloroethane	ND	ug/L	100	20		06/18/16 21:48	107-06-2	
1,1-Dichloroethene	ND	ug/L	100	20		06/18/16 21:48	75-35-4	
cis-1,2-Dichloroethene	ND	ug/L	100	20		06/18/16 21:48	156-59-2	
trans-1,2-Dichloroethene	ND	ug/L	100	20		06/18/16 21:48	156-60-5	
1,2-Dichloropropane	ND	ug/L	100	20		06/18/16 21:48	78-87-5	
cis-1,3-Dichloropropene	ND	ug/L	100	20		06/18/16 21:48	10061-01-5	
trans-1,3-Dichloropropene	ND	ug/L	100	20		06/18/16 21:48	10061-02-6	

REPORT OF LABORATORY ANALYSIS

This report shall not be reproduced, except in full,
without the written consent of Pace Analytical Services, Inc..

Pace Analytical
www.pacelabs.com

Pace Analytical Services, Inc.
Not NELAP Accredited
4860 Blazer Parkway
Dublin, OH 43017
(614)486-5421

Pace Analytical Services, Inc.
7726 Moller Road
Indianapolis, IN 46268
(317)228-3100

ANALYTICAL RESULTS

Project: Bridgeton Landfill 2Q 2016 GW
Pace Project No.: 50146462

Sample: LCS-6B **Lab ID: 50146462029** Collected: 06/07/16 08:45 Received: 06/09/16 09:00 Matrix: Water

Parameters	Results	Units	Report Limit	DF	Prepared	Analyzed	CAS No.	Qual
8260 MSV	Analytical Method: EPA 8260							
Ethylbenzene	ND	ug/L	100	20		06/18/16 21:48	100-41-4	
2-Hexanone	ND	ug/L	200	20		06/18/16 21:48	591-78-6	
Iodomethane	ND	ug/L	100	20		06/18/16 21:48	74-88-4	
Methylene Chloride	ND	ug/L	100	20		06/18/16 21:48	75-09-2	
4-Methyl-2-pentanone (MIBK)	ND	ug/L	200	20		06/18/16 21:48	108-10-1	
Styrene	ND	ug/L	100	20		06/18/16 21:48	100-42-5	
1,1,1,2-Tetrachloroethane	ND	ug/L	100	20		06/18/16 21:48	630-20-6	
1,1,2,2-Tetrachloroethane	ND	ug/L	100	20		06/18/16 21:48	79-34-5	
Tetrachloroethene	ND	ug/L	100	20		06/18/16 21:48	127-18-4	
Toluene	**102**	ug/L	100	20		06/18/16 21:48	108-88-3	
1,1,1-Trichloroethane	ND	ug/L	100	20		06/18/16 21:48	71-55-6	
1,1,2-Trichloroethane	ND	ug/L	100	20		06/18/16 21:48	79-00-5	
Trichloroethene	ND	ug/L	100	20		06/18/16 21:48	79-01-6	
Trichlorofluoromethane	ND	ug/L	200	20		06/18/16 21:48	75-69-4	
1,2,3-Trichloropropane	ND	ug/L	100	20		06/18/16 21:48	96-18-4	
Vinyl acetate	ND	ug/L	200	20		06/18/16 21:48	108-05-4	
Vinyl chloride	ND	ug/L	40.0	20		06/18/16 21:48	75-01-4	
Xylene (Total)	**115**	ug/L	100	20		06/18/16 21:48	1330-20-7	
Surrogates								
Dibromofluoromethane (S)	97	%.	84-118	20		06/18/16 21:48	1868-53-7	
4-Bromofluorobenzene (S)	90	%.	79-116	20		06/18/16 21:48	460-00-4	F1
Toluene-d8 (S)	95	%.	86-110	20		06/18/16 21:48	2037-26-5	

Sample: PZ-107-SS **Lab ID: 50146462030** Collected: 06/07/16 11:01 Received: 06/09/16 09:00 Matrix: Water

Parameters	Results	Units	Report Limit	DF	Prepared	Analyzed	CAS No.	Qual
Field Data	Analytical Method:							
Field pH	**6.61**	Std. Units		1		06/07/16 00:00		
Field Temperature	**18.9**	deg C		1		06/07/16 00:00		
Field Specific Conductance	**2630**	umhos/cm		1		06/07/16 00:00		
Field Turbidity	**7.98**	NTU		1		06/07/16 00:00		
Total Well Depth	**103.70**	feet		1		06/07/16 00:00		
Elevation Water Level	**433.50**	ft/msl		1		06/07/16 00:00		
Collar Elevation	**464.56**	ft/msl		1		06/07/16 00:00		
Depth to Water	**31.06**	feet		1		06/07/16 00:00		
9056 IC Anions	Analytical Method: EPA 9056							
Chloride	**386**	mg/L	25.0	100		06/11/16 18:39	16887-00-6	N2
Fluoride	**0.12**	mg/L	0.10	1		06/11/16 18:14	16984-48-8	N2
Sulfate	**44.4**	mg/L	2.5	10		06/11/16 18:26	14808-79-8	N2
6010 MET ICP	Analytical Method: EPA 6010 Preparation Method: EPA 3010							
Barium	**802**	ug/L	10.0	1	06/13/16 18:00	06/14/16 23:05	7440-39-3	
Boron	**675**	ug/L	100	1	06/13/16 18:00	06/14/16 23:05	7440-42-8	

REPORT OF LABORATORY ANALYSIS

This report shall not be reproduced, except in full,
without the written consent of Pace Analytical Services, Inc..

Pace Analytical®
www.pacelabs.com

Pace Analytical Services, Inc.
Not NELAP Accredited
4860 Blazer Parkway
Dublin, OH 43017
(614)486-5421

Pace Analytical Services, Inc.
7726 Moller Road
Indianapolis, IN 46268
(317)228-3100

ANALYTICAL RESULTS

Project: Bridgeton Landfill 2Q 2016 GW
Pace Project No.: 50146462

Sample: PZ-107-SS **Lab ID: 50146462030** Collected: 06/07/16 11:01 Received: 06/09/16 09:00 Matrix: Water

Parameters	Results	Units	Report Limit	DF	Prepared	Analyzed	CAS No.	Qual
6010 MET ICP	Analytical Method: EPA 6010 Preparation Method: EPA 3010							
Calcium	**237000**	ug/L	1000	2	06/13/16 18:00	06/14/16 23:39	7440-70-2	
Cobalt	ND	ug/L	5.0	1	06/13/16 18:00	06/14/16 23:05	7440-48-4	
Iron	**7680**	ug/L	50.0	1	06/13/16 18:00	06/14/16 23:05	7439-89-6	
Magnesium	**124000**	ug/L	500	1	06/13/16 18:00	06/14/16 23:05	7439-95-4	
Manganese	**107**	ug/L	5.0	1	06/13/16 18:00	06/14/16 23:05	7439-96-5	
Nickel	**40.5**	ug/L	10.0	1	06/13/16 18:00	06/14/16 23:05	7440-02-0	
Sodium	**142000**	ug/L	1000	1	06/13/16 18:00	06/14/16 23:05	7440-23-5	
Total Hardness by 2340B	**1100000**	ug/L	2000	2	06/13/16 18:00	06/14/16 23:39		
Zinc	ND	ug/L	20.0	1	06/13/16 18:00	06/14/16 23:05	7440-66-6	
6020 MET ICPMS	Analytical Method: EPA 6020 Preparation Method: EPA 200.2							
Antimony	ND	ug/L	5.0	1	06/10/16 10:00	06/10/16 20:30	7440-36-0	
Arsenic	**5.8**	ug/L	5.0	1	06/10/16 10:00	06/10/16 20:30	7440-38-2	
Beryllium	ND	ug/L	2.0	1	06/10/16 10:00	06/10/16 20:30	7440-41-7	
Cadmium	ND	ug/L	0.20	1	06/10/16 10:00	06/10/16 20:30	7440-43-9	
Chromium	**6.8**	ug/L	5.0	1	06/10/16 10:00	06/10/16 20:30	7440-47-3	
Copper	ND	ug/L	5.0	1	06/10/16 10:00	06/10/16 20:30	7440-50-8	
Lead	ND	ug/L	5.0	1	06/10/16 10:00	06/10/16 20:30	7439-92-1	
Selenium	ND	ug/L	5.0	1	06/10/16 10:00	06/10/16 20:30	7782-49-2	
Silver	ND	ug/L	5.0	1	06/10/16 10:00	06/10/16 20:30	7440-22-4	
Thallium	ND	ug/L	2.0	1	06/10/16 10:00	06/10/16 20:30	7440-28-0	
Vanadium	ND	ug/L	10.0	1	06/10/16 10:00	06/10/16 20:30	7440-62-2	N2
7470 Mercury	Analytical Method: EPA 7470 Preparation Method: EPA 7470							
Mercury	ND	ug/L	0.20	1	06/20/16 16:30	06/21/16 13:11	7439-97-6	
8260 MSV	Analytical Method: EPA 8260							
Acetone	ND	ug/L	10.0	1		06/18/16 22:56	67-64-1	
Acrylonitrile	ND	ug/L	100	1		06/18/16 22:56	107-13-1	
Benzene	ND	ug/L	5.0	1		06/18/16 22:56	71-43-2	
Bromochloromethane	ND	ug/L	5.0	1		06/18/16 22:56	74-97-5	
Bromodichloromethane	ND	ug/L	5.0	1		06/18/16 22:56	75-27-4	
Bromoform	ND	ug/L	5.0	1		06/18/16 22:56	75-25-2	
Bromomethane	ND	ug/L	10.0	1		06/18/16 22:56	74-83-9	
2-Butanone (MEK)	ND	ug/L	10.0	1		06/18/16 22:56	78-93-3	
Carbon disulfide	ND	ug/L	10.0	1		06/18/16 22:56	75-15-0	
Carbon tetrachloride	ND	ug/L	5.0	1		06/18/16 22:56	56-23-5	
Chlorobenzene	ND	ug/L	5.0	1		06/18/16 22:56	108-90-7	
Chloroethane	ND	ug/L	10.0	1		06/18/16 22:56	75-00-3	
Chloroform	ND	ug/L	5.0	1		06/18/16 22:56	67-66-3	
Chloromethane	ND	ug/L	10.0	1		06/18/16 22:56	74-87-3	
1,2-Dibromo-3-chloropropane	ND	ug/L	5.0	1		06/18/16 22:56	96-12-8	
Dibromochloromethane	ND	ug/L	5.0	1		06/18/16 22:56	124-48-1	
1,2-Dibromoethane (EDB)	ND	ug/L	5.0	1		06/18/16 22:56	106-93-4	
Dibromomethane	ND	ug/L	10.0	1		06/18/16 22:56	74-95-3	
1,2-Dichlorobenzene	ND	ug/L	5.0	1		06/18/16 22:56	95-50-1	

REPORT OF LABORATORY ANALYSIS

This report shall not be reproduced, except in full,
without the written consent of Pace Analytical Services, Inc..

Pace Analytical
www.pacelabs.com

Pace Analytical Services, Inc.
Not NELAP Accredited
4860 Blazer Parkway
Dublin, OH 43017
(614)486-5421

Pace Analytical Services, Inc.
7726 Moller Road
Indianapolis, IN 46268
(317)228-3100

ANALYTICAL RESULTS

Project: Bridgeton Landfill 2Q 2016 GW
Pace Project No.: 50146462

Sample: PZ-107-SS **Lab ID: 50146462030** Collected: 06/07/16 11:01 Received: 06/09/16 09:00 Matrix: Water

Parameters	Results	Units	Report Limit	DF	Prepared	Analyzed	CAS No.	Qual
8260 MSV	Analytical Method: EPA 8260							
1,4-Dichlorobenzene	ND	ug/L	5.0	1		06/18/16 22:56	106-46-7	
trans-1,4-Dichloro-2-butene	ND	ug/L	10.0	1		06/18/16 22:56	110-57-6	
1,1-Dichloroethane	ND	ug/L	5.0	1		06/18/16 22:56	75-34-3	
1,2-Dichloroethane	ND	ug/L	5.0	1		06/18/16 22:56	107-06-2	
1,1-Dichloroethene	ND	ug/L	5.0	1		06/18/16 22:56	75-35-4	
cis-1,2-Dichloroethene	ND	ug/L	5.0	1		06/18/16 22:56	156-59-2	
trans-1,2-Dichloroethene	ND	ug/L	5.0	1		06/18/16 22:56	156-60-5	
1,2-Dichloropropane	ND	ug/L	5.0	1		06/18/16 22:56	78-87-5	
cis-1,3-Dichloropropene	ND	ug/L	5.0	1		06/18/16 22:56	10061-01-5	
trans-1,3-Dichloropropene	ND	ug/L	5.0	1		06/18/16 22:56	10061-02-6	
Ethylbenzene	ND	ug/L	5.0	1		06/18/16 22:56	100-41-4	
2-Hexanone	ND	ug/L	10.0	1		06/18/16 22:56	591-78-6	
Iodomethane	ND	ug/L	5.0	1		06/18/16 22:56	74-88-4	
Methylene Chloride	ND	ug/L	5.0	1		06/18/16 22:56	75-09-2	
4-Methyl-2-pentanone (MIBK)	ND	ug/L	10.0	1		06/18/16 22:56	108-10-1	
Styrene	ND	ug/L	5.0	1		06/18/16 22:56	100-42-5	
1,1,1,2-Tetrachloroethane	ND	ug/L	5.0	1		06/18/16 22:56	630-20-6	
1,1,2,2-Tetrachloroethane	ND	ug/L	5.0	1		06/18/16 22:56	79-34-5	
Tetrachloroethene	ND	ug/L	5.0	1		06/18/16 22:56	127-18-4	
Toluene	ND	ug/L	5.0	1		06/18/16 22:56	108-88-3	
1,1,1-Trichloroethane	ND	ug/L	5.0	1		06/18/16 22:56	71-55-6	
1,1,2-Trichloroethane	ND	ug/L	5.0	1		06/18/16 22:56	79-00-5	
Trichloroethene	ND	ug/L	5.0	1		06/18/16 22:56	79-01-6	
Trichlorofluoromethane	ND	ug/L	10.0	1		06/18/16 22:56	75-69-4	
1,2,3-Trichloropropane	ND	ug/L	5.0	1		06/18/16 22:56	96-18-4	
Vinyl acetate	ND	ug/L	10.0	1		06/18/16 22:56	108-05-4	
Vinyl chloride	ND	ug/L	2.0	1		06/18/16 22:56	75-01-4	
Xylene (Total)	ND	ug/L	5.0	1		06/18/16 22:56	1330-20-7	
Surrogates								
Dibromofluoromethane (S)	99	%.	84-118	1		06/18/16 22:56	1868-53-7	
4-Bromofluorobenzene (S)	90	%.	79-116	1		06/18/16 22:56	460-00-4	
Toluene-d8 (S)	94	%.	86-110	1		06/18/16 22:56	2037-26-5	
2540C Total Dissolved Solids	Analytical Method: SM 2540C							
Total Dissolved Solids	**1580**	mg/L	10.0	1		06/13/16 09:56		
410.4 COD	Analytical Method: EPA 410.4 Preparation Method: EPA 410.4							
Chemical Oxygen Demand	**133**	mg/L	10.0	1	06/17/16 10:03	06/17/16 13:08		
353.2 Nitrogen, NO2/NO3 pres.	Analytical Method: EPA 353.2							
Nitrogen, NO2 plus NO3	ND	mg/L	2.5	25		06/13/16 16:01		D3
365.1 Total Phosphorus	Analytical Method: EPA 365.1 Preparation Method: EPA 365.1							
Phosphorus	ND	mg/L	0.25	1	06/16/16 12:11	06/17/16 11:28	7723-14-0	D3

REPORT OF LABORATORY ANALYSIS

This report shall not be reproduced, except in full,
without the written consent of Pace Analytical Services, Inc..

Pace Analytical®
www.pacelabs.com

Pace Analytical Services, Inc.
Not NELAP Accredited
4860 Blazer Parkway
Dublin, OH 43017
(614)486-5421

Pace Analytical Services, Inc.
7726 Moller Road
Indianapolis, IN 46268
(317)228-3100

ANALYTICAL RESULTS

Project: Bridgeton Landfill 2Q 2016 GW
Pace Project No.: 50146462

Sample: PZ-107-SS **Lab ID: 50146462030** Collected: 06/07/16 11:01 Received: 06/09/16 09:00 Matrix: Water

Parameters	Results	Units	Report Limit	DF	Prepared	Analyzed	CAS No.	Qual
4500 Ammonia Water	Analytical Method: SM 4500-NH3 G							
Nitrogen, Ammonia	**14.8**	mg/L	0.50	5		06/16/16 13:31	7664-41-7	
5310C TOC	Analytical Method: SM 5310C							
Total Organic Carbon	**86.2**	mg/L	10.0	10		06/21/16 02:08	7440-44-0	

Sample: PZ-101-SS **Lab ID: 50146462031** Collected: 06/07/16 14:45 Received: 06/09/16 09:00 Matrix: Water

Parameters	Results	Units	Report Limit	DF	Prepared	Analyzed	CAS No.	Qual
Field Data	Analytical Method:							
Field pH	**6.47**	Std. Units		1		06/07/16 00:00		
Field Temperature	**28.2**	deg C		1		06/07/16 00:00		
Field Specific Conductance	**1973**	umhos/cm		1		06/07/16 00:00		
Field Turbidity	**4.21**	NTU		1		06/07/16 00:00		
Total Well Depth	**155.10**	feet		1		06/07/16 00:00		
Elevation Water Level	**454.17**	ft/msl		1		06/07/16 00:00		
Collar Elevation	**491.26**	ft/msl		1		06/07/16 00:00		
Depth to Water	**37.09**	feet		1		06/07/16 00:00		
9056 IC Anions	Analytical Method: EPA 9056							
Chloride	**243**	mg/L	25.0	100		06/11/16 19:18	16887-00-6	N2
Fluoride	**0.88**	mg/L	0.10	1		06/11/16 18:52	16984-48-8	N2
Sulfate	**2.4**	mg/L	0.25	1		06/11/16 18:52	14808-79-8	N2
6010 MET ICP	Analytical Method: EPA 6010 Preparation Method: EPA 3010							
Barium	**550**	ug/L	10.0	1	06/13/16 18:00	06/14/16 23:07	7440-39-3	
Boron	**765**	ug/L	100	1	06/13/16 18:00	06/14/16 23:07	7440-42-8	
Calcium	**167000**	ug/L	500	1	06/13/16 18:00	06/14/16 23:07	7440-70-2	
Cobalt	ND	ug/L	5.0	1	06/13/16 18:00	06/14/16 23:07	7440-48-4	
Iron	**3530**	ug/L	50.0	1	06/13/16 18:00	06/14/16 23:07	7439-89-6	
Magnesium	**95000**	ug/L	500	1	06/13/16 18:00	06/14/16 23:07	7439-95-4	
Manganese	**109**	ug/L	5.0	1	06/13/16 18:00	06/14/16 23:07	7439-96-5	
Nickel	**13.6**	ug/L	10.0	1	06/13/16 18:00	06/14/16 23:07	7440-02-0	
Sodium	**94000**	ug/L	1000	1	06/13/16 18:00	06/14/16 23:07	7440-23-5	
Total Hardness by 2340B	**808000**	ug/L	1000	1	06/13/16 18:00	06/14/16 23:07		
Zinc	ND	ug/L	20.0	1	06/13/16 18:00	06/14/16 23:07	7440-66-6	
6020 MET ICPMS	Analytical Method: EPA 6020 Preparation Method: EPA 200.2							
Antimony	ND	ug/L	5.0	1	06/10/16 10:00	06/10/16 20:34	7440-36-0	
Arsenic	**67.3**	ug/L	5.0	1	06/10/16 10:00	06/10/16 20:34	7440-38-2	
Beryllium	ND	ug/L	2.0	1	06/10/16 10:00	06/10/16 20:34	7440-41-7	
Cadmium	ND	ug/L	0.20	1	06/10/16 10:00	06/10/16 20:34	7440-43-9	
Chromium	ND	ug/L	5.0	1	06/10/16 10:00	06/10/16 20:34	7440-47-3	
Copper	ND	ug/L	5.0	1	06/10/16 10:00	06/10/16 20:34	7440-50-8	
Lead	ND	ug/L	5.0	1	06/10/16 10:00	06/10/16 20:34	7439-92-1	

REPORT OF LABORATORY ANALYSIS

This report shall not be reproduced, except in full,
without the written consent of Pace Analytical Services, Inc..

Pace Analytical
www.pacelabs.com

Pace Analytical Services, Inc.
Not NELAP Accredited
4860 Blazer Parkway
Dublin, OH 43017
(614)486-5421

Pace Analytical Services, Inc.
7726 Moller Road
Indianapolis, IN 46268
(317)228-3100

ANALYTICAL RESULTS

Project: Bridgeton Landfill 2Q 2016 GW
Pace Project No.: 50146462

Sample: PZ-101-SS **Lab ID: 50146462031** Collected: 06/07/16 14:45 Received: 06/09/16 09:00 Matrix: Water

Parameters	Results	Units	Report Limit	DF	Prepared	Analyzed	CAS No.	Qual
6020 MET ICPMS	Analytical Method: EPA 6020 Preparation Method: EPA 200.2							
Selenium	ND	ug/L	5.0	1	06/10/16 10:00	06/10/16 20:34	7782-49-2	
Silver	ND	ug/L	5.0	1	06/10/16 10:00	06/10/16 20:34	7440-22-4	
Thallium	ND	ug/L	2.0	1	06/10/16 10:00	06/10/16 20:34	7440-28-0	
Vanadium	ND	ug/L	10.0	1	06/10/16 10:00	06/10/16 20:34	7440-62-2	N2
7470 Mercury	Analytical Method: EPA 7470 Preparation Method: EPA 7470							
Mercury	ND	ug/L	0.20	1	06/20/16 16:30	06/21/16 13:13	7439-97-6	
8260 MSV	Analytical Method: EPA 8260							
Acetone	ND	ug/L	10.0	1		06/19/16 02:55	67-64-1	
Acrylonitrile	ND	ug/L	100	1		06/19/16 02:55	107-13-1	
Benzene	ND	ug/L	5.0	1		06/19/16 02:55	71-43-2	
Bromochloromethane	ND	ug/L	5.0	1		06/19/16 02:55	74-97-5	
Bromodichloromethane	ND	ug/L	5.0	1		06/19/16 02:55	75-27-4	
Bromoform	ND	ug/L	5.0	1		06/19/16 02:55	75-25-2	
Bromomethane	ND	ug/L	10.0	1		06/19/16 02:55	74-83-9	
2-Butanone (MEK)	ND	ug/L	10.0	1		06/19/16 02:55	78-93-3	
Carbon disulfide	ND	ug/L	10.0	1		06/19/16 02:55	75-15-0	
Carbon tetrachloride	ND	ug/L	5.0	1		06/19/16 02:55	56-23-5	
Chlorobenzene	**6.8**	ug/L	5.0	1		06/19/16 02:55	108-90-7	
Chloroethane	ND	ug/L	10.0	1		06/19/16 02:55	75-00-3	
Chloroform	ND	ug/L	5.0	1		06/19/16 02:55	67-66-3	
Chloromethane	ND	ug/L	10.0	1		06/19/16 02:55	74-87-3	
1,2-Dibromo-3-chloropropane	ND	ug/L	5.0	1		06/19/16 02:55	96-12-8	
Dibromochloromethane	ND	ug/L	5.0	1		06/19/16 02:55	124-48-1	
1,2-Dibromoethane (EDB)	ND	ug/L	5.0	1		06/19/16 02:55	106-93-4	
Dibromomethane	ND	ug/L	10.0	1		06/19/16 02:55	74-95-3	
1,2-Dichlorobenzene	ND	ug/L	5.0	1		06/19/16 02:55	95-50-1	
1,4-Dichlorobenzene	ND	ug/L	5.0	1		06/19/16 02:55	106-46-7	
trans-1,4-Dichloro-2-butene	ND	ug/L	10.0	1		06/19/16 02:55	110-57-6	
1,1-Dichloroethane	ND	ug/L	5.0	1		06/19/16 02:55	75-34-3	
1,2-Dichloroethane	ND	ug/L	5.0	1		06/19/16 02:55	107-06-2	
1,1-Dichloroethene	ND	ug/L	5.0	1		06/19/16 02:55	75-35-4	
cis-1,2-Dichloroethene	ND	ug/L	5.0	1		06/19/16 02:55	156-59-2	
trans-1,2-Dichloroethene	ND	ug/L	5.0	1		06/19/16 02:55	156-60-5	
1,2-Dichloropropane	ND	ug/L	5.0	1		06/19/16 02:55	78-87-5	
cis-1,3-Dichloropropene	ND	ug/L	5.0	1		06/19/16 02:55	10061-01-5	
trans-1,3-Dichloropropene	ND	ug/L	5.0	1		06/19/16 02:55	10061-02-6	
Ethylbenzene	ND	ug/L	5.0	1		06/19/16 02:55	100-41-4	
2-Hexanone	ND	ug/L	10.0	1		06/19/16 02:55	591-78-6	
Iodomethane	ND	ug/L	5.0	1		06/19/16 02:55	74-88-4	
Methylene Chloride	ND	ug/L	5.0	1		06/19/16 02:55	75-09-2	
4-Methyl-2-pentanone (MIBK)	ND	ug/L	10.0	1		06/19/16 02:55	108-10-1	
Styrene	ND	ug/L	5.0	1		06/19/16 02:55	100-42-5	
1,1,1,2-Tetrachloroethane	ND	ug/L	5.0	1		06/19/16 02:55	630-20-6	
1,1,2,2-Tetrachloroethane	ND	ug/L	5.0	1		06/19/16 02:55	79-34-5	

REPORT OF LABORATORY ANALYSIS

This report shall not be reproduced, except in full,
without the written consent of Pace Analytical Services, Inc..

Pace Analytical
www.pacelabs.com

Pace Analytical Services, Inc.
Not NELAP Accredited
4860 Blazer Parkway
Dublin, OH 43017
(614)486-5421

Pace Analytical Services, Inc.
7726 Moller Road
Indianapolis, IN 46268
(317)228-3100

ANALYTICAL RESULTS

Project: Bridgeton Landfill 2Q 2016 GW
Pace Project No.: 50146462

Sample: PZ-101-SS **Lab ID: 50146462031** Collected: 06/07/16 14:45 Received: 06/09/16 09:00 Matrix: Water

Parameters	Results	Units	Report Limit	DF	Prepared	Analyzed	CAS No.	Qual
8260 MSV	Analytical Method: EPA 8260							
Tetrachloroethene	ND	ug/L	5.0	1		06/19/16 02:55	127-18-4	
Toluene	ND	ug/L	5.0	1		06/19/16 02:55	108-88-3	
1,1,1-Trichloroethane	ND	ug/L	5.0	1		06/19/16 02:55	71-55-6	
1,1,2-Trichloroethane	ND	ug/L	5.0	1		06/19/16 02:55	79-00-5	
Trichloroethene	ND	ug/L	5.0	1		06/19/16 02:55	79-01-6	
Trichlorofluoromethane	ND	ug/L	10.0	1		06/19/16 02:55	75-69-4	
1,2,3-Trichloropropane	ND	ug/L	5.0	1		06/19/16 02:55	96-18-4	
Vinyl acetate	ND	ug/L	10.0	1		06/19/16 02:55	108-05-4	
Vinyl chloride	ND	ug/L	2.0	1		06/19/16 02:55	75-01-4	
Xylene (Total)	ND	ug/L	5.0	1		06/19/16 02:55	1330-20-7	
Surrogates								
Dibromofluoromethane (S)	93	%.	84-118	1		06/19/16 02:55	1868-53-7	
4-Bromofluorobenzene (S)	90	%.	79-116	1		06/19/16 02:55	460-00-4	
Toluene-d8 (S)	98	%.	86-110	1		06/19/16 02:55	2037-26-5	
2540C Total Dissolved Solids	Analytical Method: SM 2540C							
Total Dissolved Solids	**1160**	mg/L	10.0	1		06/13/16 09:56		
410.4 COD	Analytical Method: EPA 410.4 Preparation Method: EPA 410.4							
Chemical Oxygen Demand	**107**	mg/L	10.0	1	06/17/16 10:03	06/17/16 13:08		
353.2 Nitrogen, NO2/NO3 pres.	Analytical Method: EPA 353.2							
Nitrogen, NO2 plus NO3	ND	mg/L	0.10	1		06/13/16 15:48		
365.1 Total Phosphorus	Analytical Method: EPA 365.1 Preparation Method: EPA 365.1							
Phosphorus	ND	mg/L	0.25	1	06/16/16 12:11	06/17/16 11:28	7723-14-0	D3
4500 Ammonia Water	Analytical Method: SM 4500-NH3 G							
Nitrogen, Ammonia	**12.5**	mg/L	0.50	5		06/16/16 13:40	7664-41-7	
5310C TOC	Analytical Method: SM 5310C							
Total Organic Carbon	**74.3**	mg/L	10.0	10		06/21/16 02:31	7440-44-0	

Sample: PZ-102R-SS **Lab ID: 50146462032** Collected: 06/07/16 16:49 Received: 06/09/16 09:00 Matrix: Water

Parameters	Results	Units	Report Limit	DF	Prepared	Analyzed	CAS No.	Qual
Field Data	Analytical Method:							
Field pH	**6.88**	Std. Units		1		06/07/16 00:00		
Field Temperature	**20.9**	deg C		1		06/07/16 00:00		
Field Specific Conductance	**853**	umhos/cm		1		06/07/16 00:00		
Field Turbidity	**34.54**	NTU		1		06/07/16 00:00		
Total Well Depth	**91.14**	feet		1		06/07/16 00:00		
Elevation Water Level	**464.92**	ft/msl		1		06/07/16 00:00		
Collar Elevation	**485.62**	ft/msl		1		06/07/16 00:00		

REPORT OF LABORATORY ANALYSIS

This report shall not be reproduced, except in full,
without the written consent of Pace Analytical Services, Inc..

Pace Analytical
www.pacelabs.com

Pace Analytical Services, Inc.
Not NELAP Accredited
4860 Blazer Parkway
Dublin, OH 43017
(614)486-5421

Pace Analytical Services, Inc.
7726 Moller Road
Indianapolis, IN 46268
(317)228-3100

ANALYTICAL RESULTS

Project: Bridgeton Landfill 2Q 2016 GW
Pace Project No.: 50146462

Sample: PZ-102R-SS **Lab ID: 50146462032** Collected: 06/07/16 16:49 Received: 06/09/16 09:00 Matrix: Water

Parameters	Results	Units	Report Limit	DF	Prepared	Analyzed	CAS No.	Qual
Field Data	Analytical Method:							
Depth to Water	**20.70**	feet		1		06/07/16 00:00		
9056 IC Anions	Analytical Method: EPA 9056							
Chloride	**7.1**	mg/L	0.25	1		06/11/16 19:56	16887-00-6	N2
Fluoride	**0.45**	mg/L	0.10	1		06/11/16 19:56	16984-48-8	N2
Sulfate	**64.3**	mg/L	2.5	10		06/11/16 20:09	14808-79-8	N2
6010 MET ICP	Analytical Method: EPA 6010 Preparation Method: EPA 3010							
Barium	**78.8**	ug/L	10.0	1	06/13/16 18:00	06/14/16 23:09	7440-39-3	
Boron	**164**	ug/L	100	1	06/13/16 18:00	06/14/16 23:09	7440-42-8	
Calcium	**113000**	ug/L	500	1	06/13/16 18:00	06/14/16 23:09	7440-70-2	
Cobalt	ND	ug/L	5.0	1	06/13/16 18:00	06/14/16 23:09	7440-48-4	
Iron	**2730**	ug/L	50.0	1	06/13/16 18:00	06/14/16 23:09	7439-89-6	
Magnesium	**41900**	ug/L	500	1	06/13/16 18:00	06/14/16 23:09	7439-95-4	
Manganese	**104**	ug/L	5.0	1	06/13/16 18:00	06/14/16 23:09	7439-96-5	
Nickel	ND	ug/L	10.0	1	06/13/16 18:00	06/14/16 23:09	7440-02-0	
Sodium	**20400**	ug/L	1000	1	06/13/16 18:00	06/14/16 23:09	7440-23-5	
Total Hardness by 2340B	**454000**	ug/L	1000	1	06/13/16 18:00	06/14/16 23:09		
Zinc	ND	ug/L	20.0	1	06/13/16 18:00	06/14/16 23:09	7440-66-6	
6020 MET ICPMS	Analytical Method: EPA 6020 Preparation Method: EPA 200.2							
Antimony	ND	ug/L	5.0	1	06/10/16 10:00	06/10/16 20:39	7440-36-0	
Arsenic	ND	ug/L	5.0	1	06/10/16 10:00	06/10/16 20:39	7440-38-2	
Beryllium	ND	ug/L	2.0	1	06/10/16 10:00	06/10/16 20:39	7440-41-7	
Cadmium	ND	ug/L	0.20	1	06/10/16 10:00	06/10/16 20:39	7440-43-9	
Chromium	ND	ug/L	5.0	1	06/10/16 10:00	06/10/16 20:39	7440-47-3	
Copper	ND	ug/L	5.0	1	06/10/16 10:00	06/10/16 20:39	7440-50-8	
Lead	ND	ug/L	5.0	1	06/10/16 10:00	06/10/16 20:39	7439-92-1	
Selenium	ND	ug/L	5.0	1	06/10/16 10:00	06/10/16 20:39	7782-49-2	
Silver	ND	ug/L	5.0	1	06/10/16 10:00	06/10/16 20:39	7440-22-4	
Thallium	ND	ug/L	2.0	1	06/10/16 10:00	06/10/16 20:39	7440-28-0	
Vanadium	ND	ug/L	10.0	1	06/10/16 10:00	06/10/16 20:39	7440-62-2	N2
7470 Mercury	Analytical Method: EPA 7470 Preparation Method: EPA 7470							
Mercury	ND	ug/L	0.20	1	06/20/16 16:30	06/21/16 13:16	7439-97-6	
8260 MSV	Analytical Method: EPA 8260							
Acetone	ND	ug/L	10.0	1		06/19/16 04:04	67-64-1	
Acrylonitrile	ND	ug/L	100	1		06/19/16 04:04	107-13-1	
Benzene	ND	ug/L	5.0	1		06/19/16 04:04	71-43-2	
Bromochloromethane	ND	ug/L	5.0	1		06/19/16 04:04	74-97-5	
Bromodichloromethane	ND	ug/L	5.0	1		06/19/16 04:04	75-27-4	
Bromoform	ND	ug/L	5.0	1		06/19/16 04:04	75-25-2	
Bromomethane	ND	ug/L	10.0	1		06/19/16 04:04	74-83-9	
2-Butanone (MEK)	ND	ug/L	10.0	1		06/19/16 04:04	78-93-3	
Carbon disulfide	ND	ug/L	10.0	1		06/19/16 04:04	75-15-0	

REPORT OF LABORATORY ANALYSIS

This report shall not be reproduced, except in full,
without the written consent of Pace Analytical Services, Inc..

Pace Analytical®
www.pacelabs.com

Pace Analytical Services, Inc.
Not NELAP Accredited
4860 Blazer Parkway
Dublin, OH 43017
(614)486-5421

Pace Analytical Services, Inc.
7726 Moller Road
Indianapolis, IN 46268
(317)228-3100

ANALYTICAL RESULTS

Project: Bridgeton Landfill 2Q 2016 GW
Pace Project No.: 50146462

Sample: PZ-102R-SS **Lab ID: 50146462032** Collected: 06/07/16 16:49 Received: 06/09/16 09:00 Matrix: Water

Parameters	Results	Units	Report Limit	DF	Prepared	Analyzed	CAS No.	Qual
8260 MSV	Analytical Method: EPA 8260							
Carbon tetrachloride	ND	ug/L	5.0	1		06/19/16 04:04	56-23-5	
Chlorobenzene	ND	ug/L	5.0	1		06/19/16 04:04	108-90-7	
Chloroethane	ND	ug/L	10.0	1		06/19/16 04:04	75-00-3	
Chloroform	ND	ug/L	5.0	1		06/19/16 04:04	67-66-3	
Chloromethane	ND	ug/L	10.0	1		06/19/16 04:04	74-87-3	
1,2-Dibromo-3-chloropropane	ND	ug/L	5.0	1		06/19/16 04:04	96-12-8	
Dibromochloromethane	ND	ug/L	5.0	1		06/19/16 04:04	124-48-1	
1,2-Dibromoethane (EDB)	ND	ug/L	5.0	1		06/19/16 04:04	106-93-4	
Dibromomethane	ND	ug/L	10.0	1		06/19/16 04:04	74-95-3	
1,2-Dichlorobenzene	ND	ug/L	5.0	1		06/19/16 04:04	95-50-1	
1,4-Dichlorobenzene	ND	ug/L	5.0	1		06/19/16 04:04	106-46-7	
trans-1,4-Dichloro-2-butene	ND	ug/L	10.0	1		06/19/16 04:04	110-57-6	
1,1-Dichloroethane	ND	ug/L	5.0	1		06/19/16 04:04	75-34-3	
1,2-Dichloroethane	ND	ug/L	5.0	1		06/19/16 04:04	107-06-2	
1,1-Dichloroethene	ND	ug/L	5.0	1		06/19/16 04:04	75-35-4	
cis-1,2-Dichloroethene	ND	ug/L	5.0	1		06/19/16 04:04	156-59-2	
trans-1,2-Dichloroethene	ND	ug/L	5.0	1		06/19/16 04:04	156-60-5	
1,2-Dichloropropane	ND	ug/L	5.0	1		06/19/16 04:04	78-87-5	
cis-1,3-Dichloropropene	ND	ug/L	5.0	1		06/19/16 04:04	10061-01-5	
trans-1,3-Dichloropropene	ND	ug/L	5.0	1		06/19/16 04:04	10061-02-6	
Ethylbenzene	ND	ug/L	5.0	1		06/19/16 04:04	100-41-4	
2-Hexanone	ND	ug/L	10.0	1		06/19/16 04:04	591-78-6	
Iodomethane	ND	ug/L	5.0	1		06/19/16 04:04	74-88-4	
Methylene Chloride	ND	ug/L	5.0	1		06/19/16 04:04	75-09-2	
4-Methyl-2-pentanone (MIBK)	ND	ug/L	10.0	1		06/19/16 04:04	108-10-1	
Styrene	ND	ug/L	5.0	1		06/19/16 04:04	100-42-5	
1,1,1,2-Tetrachloroethane	ND	ug/L	5.0	1		06/19/16 04:04	630-20-6	
1,1,2,2-Tetrachloroethane	ND	ug/L	5.0	1		06/19/16 04:04	79-34-5	
Tetrachloroethene	ND	ug/L	5.0	1		06/19/16 04:04	127-18-4	
Toluene	ND	ug/L	5.0	1		06/19/16 04:04	108-88-3	
1,1,1-Trichloroethane	ND	ug/L	5.0	1		06/19/16 04:04	71-55-6	
1,1,2-Trichloroethane	ND	ug/L	5.0	1		06/19/16 04:04	79-00-5	
Trichloroethene	ND	ug/L	5.0	1		06/19/16 04:04	79-01-6	
Trichlorofluoromethane	ND	ug/L	10.0	1		06/19/16 04:04	75-69-4	
1,2,3-Trichloropropane	ND	ug/L	5.0	1		06/19/16 04:04	96-18-4	
Vinyl acetate	ND	ug/L	10.0	1		06/19/16 04:04	108-05-4	
Vinyl chloride	ND	ug/L	2.0	1		06/19/16 04:04	75-01-4	
Xylene (Total)	ND	ug/L	5.0	1		06/19/16 04:04	1330-20-7	
Surrogates								
Dibromofluoromethane (S)	96	%.	84-118	1		06/19/16 04:04	1868-53-7	
4-Bromofluorobenzene (S)	90	%.	79-116	1		06/19/16 04:04	460-00-4	
Toluene-d8 (S)	93	%.	86-110	1		06/19/16 04:04	2037-26-5	
2540C Total Dissolved Solids	Analytical Method: SM 2540C							
Total Dissolved Solids	**510**	mg/L	10.0	1		06/13/16 09:56		

REPORT OF LABORATORY ANALYSIS

This report shall not be reproduced, except in full,
without the written consent of Pace Analytical Services, Inc..

Pace Analytical®
www.pacelabs.com

Pace Analytical Services, Inc.
Not NELAP Accredited
4860 Blazer Parkway
Dublin, OH 43017
(614)486-5421

Pace Analytical Services, Inc.
7726 Moller Road
Indianapolis, IN 46268
(317)228-3100

ANALYTICAL RESULTS

Project: Bridgeton Landfill 2Q 2016 GW
Pace Project No.: 50146462

Sample: PZ-102R-SS **Lab ID: 50146462032** Collected: 06/07/16 16:49 Received: 06/09/16 09:00 Matrix: Water

Parameters	Results	Units	Report Limit	DF	Prepared	Analyzed	CAS No.	Qual
410.4 COD	Analytical Method: EPA 410.4 Preparation Method: EPA 410.4							
Chemical Oxygen Demand	ND	mg/L	10.0	1	06/17/16 10:03	06/17/16 13:08		
353.2 Nitrogen, NO2/NO3 pres.	Analytical Method: EPA 353.2							
Nitrogen, NO2 plus NO3	ND	mg/L	0.10	1		06/13/16 15:50		
365.1 Total Phosphorus	Analytical Method: EPA 365.1 Preparation Method: EPA 365.1							
Phosphorus	ND	mg/L	0.050	1	06/20/16 09:22	06/21/16 15:12	7723-14-0	
4500 Ammonia Water	Analytical Method: SM 4500-NH3 G							
Nitrogen, Ammonia	**0.12**	mg/L	0.10	1		06/16/16 13:13	7664-41-7	
5310C TOC	Analytical Method: SM 5310C							
Total Organic Carbon	**15.3**	mg/L	2.0	2		06/20/16 15:06	7440-44-0	

Sample: PZ-206-SS **Lab ID: 50146462033** Collected: 06/08/16 09:30 Received: 06/09/16 09:00 Matrix: Water

Parameters	Results	Units	Report Limit	DF	Prepared	Analyzed	CAS No.	Qual
Field Data	Analytical Method:							
Field pH	**6.83**	Std. Units		1		06/08/16 00:00		
Field Temperature	**19.5**	deg C		1		06/08/16 00:00		
Field Specific Conductance	**1345**	umhos/cm		1		06/08/16 00:00		
Field Turbidity	**7.16**	NTU		1		06/08/16 00:00		
Total Well Depth	**129.82**	feet		1		06/08/16 00:00		
Elevation Water Level	**436.22**	ft/msl		1		06/08/16 00:00		
Collar Elevation	**463.42**	ft/msl		1		06/08/16 00:00		
Depth to Water	**27.20**	feet		1		06/08/16 00:00		
9056 IC Anions	Analytical Method: EPA 9056							
Chloride	**138**	mg/L	25.0	100		06/11/16 21:00	16887-00-6	N2
Fluoride	**1.3**	mg/L	0.10	1		06/11/16 20:34	16984-48-8	N2
Sulfate	**52.5**	mg/L	2.5	10		06/11/16 20:47	14808-79-8	N2
6010 MET ICP	Analytical Method: EPA 6010 Preparation Method: EPA 3010							
Barium	**82.9**	ug/L	10.0	1	06/13/16 18:00	06/14/16 23:11	7440-39-3	
Boron	**178**	ug/L	100	1	06/13/16 18:00	06/14/16 23:11	7440-42-8	
Calcium	**132000**	ug/L	500	1	06/13/16 18:00	06/14/16 23:11	7440-70-2	
Cobalt	ND	ug/L	5.0	1	06/13/16 18:00	06/14/16 23:11	7440-48-4	
Iron	**3690**	ug/L	50.0	1	06/13/16 18:00	06/14/16 23:11	7439-89-6	
Magnesium	**89500**	ug/L	500	1	06/13/16 18:00	06/14/16 23:11	7439-95-4	
Manganese	**68.7**	ug/L	5.0	1	06/13/16 18:00	06/14/16 23:11	7439-96-5	
Nickel	ND	ug/L	10.0	1	06/13/16 18:00	06/14/16 23:11	7440-02-0	
Sodium	**22700**	ug/L	1000	1	06/13/16 18:00	06/14/16 23:11	7440-23-5	
Total Hardness by 2340B	**699000**	ug/L	1000	1	06/13/16 18:00	06/14/16 23:11		
Zinc	ND	ug/L	20.0	1	06/13/16 18:00	06/14/16 23:11	7440-66-6	

REPORT OF LABORATORY ANALYSIS

This report shall not be reproduced, except in full,
without the written consent of Pace Analytical Services, Inc..

Pace Analytical®
www.pacelabs.com

Pace Analytical Services, Inc.
Not NELAP Accredited
4860 Blazer Parkway
Dublin, OH 43017
(614)486-5421

Pace Analytical Services, Inc.
7726 Moller Road
Indianapolis, IN 46268
(317)228-3100

ANALYTICAL RESULTS

Project: Bridgeton Landfill 2Q 2016 GW
Pace Project No.: 50146462

Sample: PZ-206-SS **Lab ID: 50146462033** Collected: 06/08/16 09:30 Received: 06/09/16 09:00 Matrix: Water

Parameters	Results	Units	Report Limit	DF	Prepared	Analyzed	CAS No.	Qual
6020 MET ICPMS	Analytical Method: EPA 6020 Preparation Method: EPA 200.2							
Antimony	ND	ug/L	5.0	1	06/10/16 10:00	06/10/16 20:44	7440-36-0	
Arsenic	ND	ug/L	5.0	1	06/10/16 10:00	06/10/16 20:44	7440-38-2	
Beryllium	ND	ug/L	2.0	1	06/10/16 10:00	06/10/16 20:44	7440-41-7	
Cadmium	ND	ug/L	0.20	1	06/10/16 10:00	06/10/16 20:44	7440-43-9	
Chromium	ND	ug/L	5.0	1	06/10/16 10:00	06/10/16 20:44	7440-47-3	
Copper	ND	ug/L	5.0	1	06/10/16 10:00	06/10/16 20:44	7440-50-8	
Lead	ND	ug/L	5.0	1	06/10/16 10:00	06/10/16 20:44	7439-92-1	
Selenium	ND	ug/L	5.0	1	06/10/16 10:00	06/10/16 20:44	7782-49-2	
Silver	ND	ug/L	5.0	1	06/10/16 10:00	06/10/16 20:44	7440-22-4	
Thallium	ND	ug/L	2.0	1	06/10/16 10:00	06/10/16 20:44	7440-28-0	
Vanadium	ND	ug/L	10.0	1	06/10/16 10:00	06/10/16 20:44	7440-62-2	N2
7470 Mercury	Analytical Method: EPA 7470 Preparation Method: EPA 7470							
Mercury	ND	ug/L	0.20	1	06/20/16 16:30	06/21/16 13:18	7439-97-6	
8260 MSV	Analytical Method: EPA 8260							
Acetone	ND	ug/L	10.0	1		06/19/16 05:12	67-64-1	
Acrylonitrile	ND	ug/L	100	1		06/19/16 05:12	107-13-1	
Benzene	ND	ug/L	5.0	1		06/19/16 05:12	71-43-2	
Bromochloromethane	ND	ug/L	5.0	1		06/19/16 05:12	74-97-5	
Bromodichloromethane	ND	ug/L	5.0	1		06/19/16 05:12	75-27-4	
Bromoform	ND	ug/L	5.0	1		06/19/16 05:12	75-25-2	
Bromomethane	ND	ug/L	10.0	1		06/19/16 05:12	74-83-9	
2-Butanone (MEK)	ND	ug/L	10.0	1		06/19/16 05:12	78-93-3	
Carbon disulfide	ND	ug/L	10.0	1		06/19/16 05:12	75-15-0	
Carbon tetrachloride	ND	ug/L	5.0	1		06/19/16 05:12	56-23-5	
Chlorobenzene	ND	ug/L	5.0	1		06/19/16 05:12	108-90-7	
Chloroethane	ND	ug/L	10.0	1		06/19/16 05:12	75-00-3	
Chloroform	ND	ug/L	5.0	1		06/19/16 05:12	67-66-3	
Chloromethane	ND	ug/L	10.0	1		06/19/16 05:12	74-87-3	
1,2-Dibromo-3-chloropropane	ND	ug/L	5.0	1		06/19/16 05:12	96-12-8	
Dibromochloromethane	ND	ug/L	5.0	1		06/19/16 05:12	124-48-1	
1,2-Dibromoethane (EDB)	ND	ug/L	5.0	1		06/19/16 05:12	106-93-4	
Dibromomethane	ND	ug/L	10.0	1		06/19/16 05:12	74-95-3	
1,2-Dichlorobenzene	ND	ug/L	5.0	1		06/19/16 05:12	95-50-1	
1,4-Dichlorobenzene	ND	ug/L	5.0	1		06/19/16 05:12	106-46-7	
trans-1,4-Dichloro-2-butene	ND	ug/L	10.0	1		06/19/16 05:12	110-57-6	
1,1-Dichloroethane	ND	ug/L	5.0	1		06/19/16 05:12	75-34-3	
1,2-Dichloroethane	ND	ug/L	5.0	1		06/19/16 05:12	107-06-2	
1,1-Dichloroethene	ND	ug/L	5.0	1		06/19/16 05:12	75-35-4	
cis-1,2-Dichloroethene	ND	ug/L	5.0	1		06/19/16 05:12	156-59-2	
trans-1,2-Dichloroethene	ND	ug/L	5.0	1		06/19/16 05:12	156-60-5	
1,2-Dichloropropane	ND	ug/L	5.0	1		06/19/16 05:12	78-87-5	
cis-1,3-Dichloropropene	ND	ug/L	5.0	1		06/19/16 05:12	10061-01-5	
trans-1,3-Dichloropropene	ND	ug/L	5.0	1		06/19/16 05:12	10061-02-6	
Ethylbenzene	ND	ug/L	5.0	1		06/19/16 05:12	100-41-4	

REPORT OF LABORATORY ANALYSIS

This report shall not be reproduced, except in full,
without the written consent of Pace Analytical Services, Inc..

Pace Analytical®
www.pacelabs.com

Pace Analytical Services, Inc.
Not NELAP Accredited
4860 Blazer Parkway
Dublin, OH 43017
(614)486-5421

Pace Analytical Services, Inc.
7726 Moller Road
Indianapolis, IN 46268
(317)228-3100

ANALYTICAL RESULTS

Project: Bridgeton Landfill 2Q 2016 GW
Pace Project No.: 50146462

Sample: PZ-206-SS **Lab ID: 50146462033** Collected: 06/08/16 09:30 Received: 06/09/16 09:00 Matrix: Water

Parameters	Results	Units	Report Limit	DF	Prepared	Analyzed	CAS No.	Qual
8260 MSV	Analytical Method: EPA 8260							
2-Hexanone	ND	ug/L	10.0	1		06/19/16 05:12	591-78-6	
Iodomethane	ND	ug/L	5.0	1		06/19/16 05:12	74-88-4	
Methylene Chloride	ND	ug/L	5.0	1		06/19/16 05:12	75-09-2	
4-Methyl-2-pentanone (MIBK)	ND	ug/L	10.0	1		06/19/16 05:12	108-10-1	
Styrene	ND	ug/L	5.0	1		06/19/16 05:12	100-42-5	
1,1,1,2-Tetrachloroethane	ND	ug/L	5.0	1		06/19/16 05:12	630-20-6	
1,1,2,2-Tetrachloroethane	ND	ug/L	5.0	1		06/19/16 05:12	79-34-5	
Tetrachloroethene	ND	ug/L	5.0	1		06/19/16 05:12	127-18-4	
Toluene	ND	ug/L	5.0	1		06/19/16 05:12	108-88-3	
1,1,1-Trichloroethane	ND	ug/L	5.0	1		06/19/16 05:12	71-55-6	
1,1,2-Trichloroethane	ND	ug/L	5.0	1		06/19/16 05:12	79-00-5	
Trichloroethene	ND	ug/L	5.0	1		06/19/16 05:12	79-01-6	
Trichlorofluoromethane	ND	ug/L	10.0	1		06/19/16 05:12	75-69-4	
1,2,3-Trichloropropane	ND	ug/L	5.0	1		06/19/16 05:12	96-18-4	
Vinyl acetate	ND	ug/L	10.0	1		06/19/16 05:12	108-05-4	
Vinyl chloride	ND	ug/L	2.0	1		06/19/16 05:12	75-01-4	
Xylene (Total)	ND	ug/L	5.0	1		06/19/16 05:12	1330-20-7	
Surrogates								
Dibromofluoromethane (S)	95	%.	84-118	1		06/19/16 05:12	1868-53-7	
4-Bromofluorobenzene (S)	91	%.	79-116	1		06/19/16 05:12	460-00-4	
Toluene-d8 (S)	99	%.	86-110	1		06/19/16 05:12	2037-26-5	
2540C Total Dissolved Solids	Analytical Method: SM 2540C							
Total Dissolved Solids	**785**	mg/L	10.0	1		06/13/16 09:59		
410.4 COD	Analytical Method: EPA 410.4 Preparation Method: EPA 410.4							
Chemical Oxygen Demand	**74.1**	mg/L	10.0	1	06/17/16 10:03	06/17/16 13:08		
353.2 Nitrogen, NO2/NO3 pres.	Analytical Method: EPA 353.2							
Nitrogen, NO2 plus NO3	ND	mg/L	0.10	1		06/13/16 16:02		
365.1 Total Phosphorus	Analytical Method: EPA 365.1 Preparation Method: EPA 365.1							
Phosphorus	ND	mg/L	0.10	1	06/20/16 09:22	06/21/16 13:32	7723-14-0	
4500 Ammonia Water	Analytical Method: SM 4500-NH3 G							
Nitrogen, Ammonia	**0.18**	mg/L	0.10	1		06/16/16 13:14	7664-41-7	
5310C TOC	Analytical Method: SM 5310C							
Total Organic Carbon	**43.6**	mg/L	10.0	10		06/21/16 07:07	7440-44-0	

REPORT OF LABORATORY ANALYSIS

This report shall not be reproduced, except in full,
without the written consent of Pace Analytical Services, Inc..

Pace Analytical®
www.pacelabs.com

Pace Analytical Services, Inc.
Not NELAP Accredited
4860 Blazer Parkway
Dublin, OH 43017
(614)486-5421

Pace Analytical Services, Inc.
7726 Moller Road
Indianapolis, IN 46268
(317)228-3100

ANALYTICAL RESULTS

Project: Bridgeton Landfill 2Q 2016 GW
Pace Project No.: 50146462

Sample: LR-100 **Lab ID: 50146462034** Collected: 06/08/16 11:30 Received: 06/09/16 09:00 Matrix: Water

Parameters	Results	Units	Report Limit	DF	Prepared	Analyzed	CAS No.	Qual
Field Data	Analytical Method:							
Field pH	**6.63**	Std. Units		1		06/08/16 00:00		
Field Temperature	**17.4**	deg C		1		06/08/16 00:00		
Field Specific Conductance	**2360**	umhos/cm		1		06/08/16 00:00		
Field Turbidity	**7.71**	NTU		1		06/08/16 00:00		
Total Well Depth	**27.01**	feet		1		06/08/16 00:00		
Elevation Water Level	**452.22**	ft/msl		1		06/08/16 00:00		
Collar Elevation	**468.14**	ft/msl		1		06/08/16 00:00		
Depth to Water	**15.92**	feet		1		06/08/16 00:00		
9056 IC Anions	Analytical Method: EPA 9056							
Chloride	**126**	mg/L	25.0	100		06/11/16 21:38	16887-00-6	N2
Fluoride	ND	mg/L	0.10	1		06/11/16 21:13	16984-48-8	N2
Sulfate	**0.60**	mg/L	0.25	1		06/11/16 21:13	14808-79-8	N2
6010 MET ICP	Analytical Method: EPA 6010 Preparation Method: EPA 3010							
Barium	**415**	ug/L	10.0	1	06/13/16 18:00	06/14/16 23:13	7440-39-3	
Boron	**1580**	ug/L	100	1	06/13/16 18:00	06/14/16 23:13	7440-42-8	
Calcium	**121000**	ug/L	500	1	06/13/16 18:00	06/14/16 23:13	7440-70-2	
Cobalt	ND	ug/L	5.0	1	06/13/16 18:00	06/14/16 23:13	7440-48-4	
Iron	**20400**	ug/L	50.0	1	06/13/16 18:00	06/14/16 23:13	7439-89-6	
Magnesium	**60400**	ug/L	500	1	06/13/16 18:00	06/14/16 23:13	7439-95-4	
Manganese	**204**	ug/L	5.0	1	06/13/16 18:00	06/14/16 23:13	7439-96-5	
Nickel	**13.8**	ug/L	10.0	1	06/13/16 18:00	06/14/16 23:13	7440-02-0	
Sodium	**140000**	ug/L	1000	1	06/13/16 18:00	06/14/16 23:13	7440-23-5	
Total Hardness by 2340B	**552000**	ug/L	1000	1	06/13/16 18:00	06/14/16 23:13		
Zinc	**90.5**	ug/L	20.0	1	06/13/16 18:00	06/14/16 23:13	7440-66-6	
6020 MET ICPMS	Analytical Method: EPA 6020 Preparation Method: EPA 200.2							
Antimony	ND	ug/L	5.0	1	06/10/16 10:00	06/10/16 20:48	7440-36-0	
Arsenic	ND	ug/L	5.0	1	06/10/16 10:00	06/10/16 20:48	7440-38-2	
Beryllium	ND	ug/L	2.0	1	06/10/16 10:00	06/10/16 20:48	7440-41-7	
Cadmium	**0.20**	ug/L	0.20	1	06/10/16 10:00	06/10/16 20:48	7440-43-9	
Chromium	ND	ug/L	5.0	1	06/10/16 10:00	06/10/16 20:48	7440-47-3	
Copper	ND	ug/L	5.0	1	06/10/16 10:00	06/10/16 20:48	7440-50-8	
Lead	ND	ug/L	5.0	1	06/10/16 10:00	06/10/16 20:48	7439-92-1	
Selenium	ND	ug/L	5.0	1	06/10/16 10:00	06/10/16 20:48	7782-49-2	
Silver	ND	ug/L	5.0	1	06/10/16 10:00	06/10/16 20:48	7440-22-4	
Thallium	ND	ug/L	2.0	1	06/10/16 10:00	06/10/16 20:48	7440-28-0	
Vanadium	ND	ug/L	10.0	1	06/10/16 10:00	06/10/16 20:48	7440-62-2	N2
7470 Mercury	Analytical Method: EPA 7470 Preparation Method: EPA 7470							
Mercury	ND	ug/L	0.20	1	06/18/16 12:00	06/20/16 09:20	7439-97-6	
8260 MSV	Analytical Method: EPA 8260							
Acetone	ND	ug/L	10.0	1		06/19/16 05:46	67-64-1	
Acrylonitrile	ND	ug/L	100	1		06/19/16 05:46	107-13-1	

REPORT OF LABORATORY ANALYSIS

This report shall not be reproduced, except in full,
without the written consent of Pace Analytical Services, Inc..

Pace Analytical®
www.pacelabs.com

Pace Analytical Services, Inc.
Not NELAP Accredited
4860 Blazer Parkway
Dublin, OH 43017
(614)486-5421

Pace Analytical Services, Inc.
7726 Moller Road
Indianapolis, IN 46268
(317)228-3100

ANALYTICAL RESULTS

Project: Bridgeton Landfill 2Q 2016 GW
Pace Project No.: 50146462

Sample: LR-100 **Lab ID: 50146462034** Collected: 06/08/16 11:30 Received: 06/09/16 09:00 Matrix: Water

Parameters	Results	Units	Report Limit	DF	Prepared	Analyzed	CAS No.	Qual
8260 MSV	Analytical Method: EPA 8260							
Benzene	**9.4**	ug/L	5.0	1		06/19/16 05:46	71-43-2	
Bromochloromethane	ND	ug/L	5.0	1		06/19/16 05:46	74-97-5	
Bromodichloromethane	ND	ug/L	5.0	1		06/19/16 05:46	75-27-4	
Bromoform	ND	ug/L	5.0	1		06/19/16 05:46	75-25-2	
Bromomethane	ND	ug/L	10.0	1		06/19/16 05:46	74-83-9	
2-Butanone (MEK)	ND	ug/L	10.0	1		06/19/16 05:46	78-93-3	
Carbon disulfide	ND	ug/L	10.0	1		06/19/16 05:46	75-15-0	
Carbon tetrachloride	ND	ug/L	5.0	1		06/19/16 05:46	56-23-5	
Chlorobenzene	**49.8**	ug/L	5.0	1		06/19/16 05:46	108-90-7	
Chloroethane	ND	ug/L	10.0	1		06/19/16 05:46	75-00-3	
Chloroform	ND	ug/L	5.0	1		06/19/16 05:46	67-66-3	
Chloromethane	ND	ug/L	10.0	1		06/19/16 05:46	74-87-3	
1,2-Dibromo-3-chloropropane	ND	ug/L	5.0	1		06/19/16 05:46	96-12-8	
Dibromochloromethane	ND	ug/L	5.0	1		06/19/16 05:46	124-48-1	
1,2-Dibromoethane (EDB)	ND	ug/L	5.0	1		06/19/16 05:46	106-93-4	
Dibromomethane	ND	ug/L	10.0	1		06/19/16 05:46	74-95-3	
1,2-Dichlorobenzene	ND	ug/L	5.0	1		06/19/16 05:46	95-50-1	
1,4-Dichlorobenzene	**6.9**	ug/L	5.0	1		06/19/16 05:46	106-46-7	
trans-1,4-Dichloro-2-butene	ND	ug/L	10.0	1		06/19/16 05:46	110-57-6	
1,1-Dichloroethane	ND	ug/L	5.0	1		06/19/16 05:46	75-34-3	
1,2-Dichloroethane	ND	ug/L	5.0	1		06/19/16 05:46	107-06-2	
1,1-Dichloroethene	ND	ug/L	5.0	1		06/19/16 05:46	75-35-4	
cis-1,2-Dichloroethene	ND	ug/L	5.0	1		06/19/16 05:46	156-59-2	
trans-1,2-Dichloroethene	ND	ug/L	5.0	1		06/19/16 05:46	156-60-5	
1,2-Dichloropropane	ND	ug/L	5.0	1		06/19/16 05:46	78-87-5	
cis-1,3-Dichloropropene	ND	ug/L	5.0	1		06/19/16 05:46	10061-01-5	
trans-1,3-Dichloropropene	ND	ug/L	5.0	1		06/19/16 05:46	10061-02-6	
Ethylbenzene	ND	ug/L	5.0	1		06/19/16 05:46	100-41-4	
2-Hexanone	ND	ug/L	10.0	1		06/19/16 05:46	591-78-6	
Iodomethane	ND	ug/L	5.0	1		06/19/16 05:46	74-88-4	
Methylene Chloride	ND	ug/L	5.0	1		06/19/16 05:46	75-09-2	
4-Methyl-2-pentanone (MIBK)	ND	ug/L	10.0	1		06/19/16 05:46	108-10-1	
Styrene	ND	ug/L	5.0	1		06/19/16 05:46	100-42-5	
1,1,1,2-Tetrachloroethane	ND	ug/L	5.0	1		06/19/16 05:46	630-20-6	
1,1,2,2-Tetrachloroethane	ND	ug/L	5.0	1		06/19/16 05:46	79-34-5	
Tetrachloroethene	ND	ug/L	5.0	1		06/19/16 05:46	127-18-4	
Toluene	ND	ug/L	5.0	1		06/19/16 05:46	108-88-3	
1,1,1-Trichloroethane	ND	ug/L	5.0	1		06/19/16 05:46	71-55-6	
1,1,2-Trichloroethane	ND	ug/L	5.0	1		06/19/16 05:46	79-00-5	
Trichloroethene	ND	ug/L	5.0	1		06/19/16 05:46	79-01-6	
Trichlorofluoromethane	ND	ug/L	10.0	1		06/19/16 05:46	75-69-4	
1,2,3-Trichloropropane	ND	ug/L	5.0	1		06/19/16 05:46	96-18-4	
Vinyl acetate	ND	ug/L	10.0	1		06/19/16 05:46	108-05-4	
Vinyl chloride	ND	ug/L	2.0	1		06/19/16 05:46	75-01-4	
Xylene (Total)	ND	ug/L	5.0	1		06/19/16 05:46	1330-20-7	
Surrogates								
Dibromofluoromethane (S)	98	%.	84-118	1		06/19/16 05:46	1868-53-7	

REPORT OF LABORATORY ANALYSIS

This report shall not be reproduced, except in full,
without the written consent of Pace Analytical Services, Inc..

Pace Analytical®
www.pacelabs.com

Pace Analytical Services, Inc.
Not NELAP Accredited
4860 Blazer Parkway
Dublin, OH 43017
(614)486-5421

Pace Analytical Services, Inc.
7726 Moller Road
Indianapolis, IN 46268
(317)228-3100

ANALYTICAL RESULTS

Project: Bridgeton Landfill 2Q 2016 GW
Pace Project No.: 50146462

Sample: LR-100 **Lab ID: 50146462034** Collected: 06/08/16 11:30 Received: 06/09/16 09:00 Matrix: Water

Parameters	Results	Units	Report Limit	DF	Prepared	Analyzed	CAS No.	Qual
8260 MSV	Analytical Method: EPA 8260							
Surrogates								
4-Bromofluorobenzene (S)	92	%.	79-116	1		06/19/16 05:46	460-00-4	
Toluene-d8 (S)	94	%.	86-110	1		06/19/16 05:46	2037-26-5	
2540C Total Dissolved Solids	Analytical Method: SM 2540C							
Total Dissolved Solids	**998**	mg/L	10.0	1		06/13/16 09:59		
410.4 COD	Analytical Method: EPA 410.4 Preparation Method: EPA 410.4							
Chemical Oxygen Demand	**98.2**	mg/L	10.0	1	06/17/16 10:03	06/17/16 13:08		
353.2 Nitrogen, NO2/NO3 pres.	Analytical Method: EPA 353.2							
Nitrogen, NO2 plus NO3	ND	mg/L	4.0	40		06/13/16 16:15		D3
365.1 Total Phosphorus	Analytical Method: EPA 365.1 Preparation Method: EPA 365.1							
Phosphorus	**0.37**	mg/L	0.25	1	06/20/16 09:22	06/21/16 13:33	7723-14-0	
4500 Ammonia Water	Analytical Method: SM 4500-NH3 G							
Nitrogen, Ammonia	**86.7**	mg/L	2.0	20		06/16/16 13:34	7664-41-7	
5310C TOC	Analytical Method: SM 5310C							
Total Organic Carbon	**80.8**	mg/L	10.0	10		06/21/16 08:16	7440-44-0	

Sample: MW-1204 **Lab ID: 50146462035** Collected: 06/08/16 14:48 Received: 06/09/16 09:00 Matrix: Water

Parameters	Results	Units	Report Limit	DF	Prepared	Analyzed	CAS No.	Qual
Field Data	Analytical Method:							
Field pH	**6.49**	Std. Units		1		06/08/16 00:00		
Field Temperature	**25.5**	deg C		1		06/08/16 00:00		
Field Specific Conductance	**2600**	umhos/cm		1		06/08/16 00:00		
Field Turbidity	**103.9**	NTU		1		06/08/16 00:00		
Total Well Depth	**215.00**	feet		1		06/08/16 00:00		
Elevation Water Level	**472.45**	ft/msl		1		06/08/16 00:00		
Collar Elevation	**478.04**	ft/msl		1		06/08/16 00:00		
Depth to Water	**5.59**	feet		1		06/08/16 00:00		
9056 IC Anions	Analytical Method: EPA 9056							
Chloride	**903**	mg/L	25.0	100		06/11/16 22:30	16887-00-6	N2
Fluoride	ND	mg/L	1.0	10		06/11/16 22:17	16984-48-8	D3,N2
Sulfate	**6.2**	mg/L	2.5	10		06/11/16 22:17	14808-79-8	N2
6010 MET ICP	Analytical Method: EPA 6010 Preparation Method: EPA 3010							
Barium	**4940**	ug/L	10.0	1	06/13/16 18:00	06/14/16 23:15	7440-39-3	
Boron	**2650**	ug/L	100	1	06/13/16 18:00	06/14/16 23:15	7440-42-8	

REPORT OF LABORATORY ANALYSIS

This report shall not be reproduced, except in full,
without the written consent of Pace Analytical Services, Inc..

Pace Analytical
www.pacelabs.com

Pace Analytical Services, Inc.
Not NELAP Accredited
4860 Blazer Parkway
Dublin, OH 43017
(614)486-5421

Pace Analytical Services, Inc.
7726 Moller Road
Indianapolis, IN 46268
(317)228-3100

ANALYTICAL RESULTS

Project: Bridgeton Landfill 2Q 2016 GW
Pace Project No.: 50146462

Sample: MW-1204 **Lab ID: 50146462035** Collected: 06/08/16 14:48 Received: 06/09/16 09:00 Matrix: Water

Parameters	Results	Units	Report Limit	DF	Prepared	Analyzed	CAS No.	Qual
6010 MET ICP	Analytical Method: EPA 6010 Preparation Method: EPA 3010							
Calcium	**506000**	ug/L	2500	5	06/13/16 18:00	06/14/16 23:41	7440-70-2	
Cobalt	**6.6**	ug/L	5.0	1	06/13/16 18:00	06/14/16 23:15	7440-48-4	
Iron	**40000**	ug/L	50.0	1	06/13/16 18:00	06/14/16 23:15	7439-89-6	
Magnesium	**138000**	ug/L	500	1	06/13/16 18:00	06/14/16 23:15	7439-95-4	
Manganese	**1400**	ug/L	5.0	1	06/13/16 18:00	06/14/16 23:15	7439-96-5	
Nickel	**33.2**	ug/L	10.0	1	06/13/16 18:00	06/14/16 23:15	7440-02-0	
Sodium	**379000**	ug/L	5000	5	06/13/16 18:00	06/14/16 23:41	7440-23-5	
Total Hardness by 2340B	**1830000**	ug/L	5000	5	06/13/16 18:00	06/14/16 23:41		
Zinc	**529**	ug/L	20.0	1	06/13/16 18:00	06/14/16 23:15	7440-66-6	
6020 MET ICPMS	Analytical Method: EPA 6020 Preparation Method: EPA 200.2							
Antimony	ND	ug/L	5.0	1	06/10/16 10:00	06/10/16 21:06	7440-36-0	
Arsenic	**21.8**	ug/L	5.0	1	06/10/16 10:00	06/10/16 21:06	7440-38-2	
Beryllium	ND	ug/L	2.0	1	06/10/16 10:00	06/14/16 14:48	7440-41-7	
Cadmium	**0.78**	ug/L	0.20	1	06/10/16 10:00	06/10/16 21:06	7440-43-9	
Chromium	**73.3**	ug/L	5.0	1	06/10/16 10:00	06/10/16 21:06	7440-47-3	
Copper	**191**	ug/L	5.0	1	06/10/16 10:00	06/10/16 21:06	7440-50-8	
Lead	**18.0**	ug/L	5.0	1	06/10/16 10:00	06/10/16 21:06	7439-92-1	
Selenium	ND	ug/L	5.0	1	06/10/16 10:00	06/10/16 21:06	7782-49-2	
Silver	ND	ug/L	5.0	1	06/10/16 10:00	06/10/16 21:06	7440-22-4	
Thallium	ND	ug/L	2.0	1	06/10/16 10:00	06/10/16 21:06	7440-28-0	
Vanadium	**34.8**	ug/L	10.0	1	06/10/16 10:00	06/10/16 21:06	7440-62-2	N2
7470 Mercury	Analytical Method: EPA 7470 Preparation Method: EPA 7470							
Mercury	ND	ug/L	0.20	1	06/18/16 12:00	06/20/16 09:22	7439-97-6	
8260 MSV	Analytical Method: EPA 8260							
Acetone	**4480**	ug/L	200	20		06/19/16 06:20	67-64-1	
Acrylonitrile	ND	ug/L	2000	20		06/19/16 06:20	107-13-1	
Benzene	ND	ug/L	100	20		06/19/16 06:20	71-43-2	
Bromochloromethane	ND	ug/L	100	20		06/19/16 06:20	74-97-5	
Bromodichloromethane	ND	ug/L	100	20		06/19/16 06:20	75-27-4	
Bromoform	ND	ug/L	100	20		06/19/16 06:20	75-25-2	
Bromomethane	ND	ug/L	200	20		06/19/16 06:20	74-83-9	
2-Butanone (MEK)	**1940**	ug/L	200	20		06/19/16 06:20	78-93-3	
Carbon disulfide	ND	ug/L	200	20		06/19/16 06:20	75-15-0	
Carbon tetrachloride	ND	ug/L	100	20		06/19/16 06:20	56-23-5	
Chlorobenzene	ND	ug/L	100	20		06/19/16 06:20	108-90-7	
Chloroethane	ND	ug/L	200	20		06/19/16 06:20	75-00-3	
Chloroform	ND	ug/L	100	20		06/19/16 06:20	67-66-3	
Chloromethane	ND	ug/L	200	20		06/19/16 06:20	74-87-3	
1,2-Dibromo-3-chloropropane	ND	ug/L	100	20		06/19/16 06:20	96-12-8	
Dibromochloromethane	ND	ug/L	100	20		06/19/16 06:20	124-48-1	
1,2-Dibromoethane (EDB)	ND	ug/L	100	20		06/19/16 06:20	106-93-4	
Dibromomethane	ND	ug/L	200	20		06/19/16 06:20	74-95-3	
1,2-Dichlorobenzene	ND	ug/L	100	20		06/19/16 06:20	95-50-1	

REPORT OF LABORATORY ANALYSIS

This report shall not be reproduced, except in full,
without the written consent of Pace Analytical Services, Inc..

Pace Analytical®
www.pacelabs.com

Pace Analytical Services, Inc.
Not NELAP Accredited
4860 Blazer Parkway
Dublin, OH 43017
(614)486-5421

Pace Analytical Services, Inc.
7726 Moller Road
Indianapolis, IN 46268
(317)228-3100

ANALYTICAL RESULTS

Project: Bridgeton Landfill 2Q 2016 GW
Pace Project No.: 50146462

Sample: MW-1204 **Lab ID: 50146462035** Collected: 06/08/16 14:48 Received: 06/09/16 09:00 Matrix: Water

Parameters	Results	Units	Report Limit	DF	Prepared	Analyzed	CAS No.	Qual
8260 MSV	Analytical Method: EPA 8260							
1,4-Dichlorobenzene	ND	ug/L	100	20		06/19/16 06:20	106-46-7	
trans-1,4-Dichloro-2-butene	ND	ug/L	200	20		06/19/16 06:20	110-57-6	
1,1-Dichloroethane	ND	ug/L	100	20		06/19/16 06:20	75-34-3	
1,2-Dichloroethane	ND	ug/L	100	20		06/19/16 06:20	107-06-2	
1,1-Dichloroethene	ND	ug/L	100	20		06/19/16 06:20	75-35-4	
cis-1,2-Dichloroethene	ND	ug/L	100	20		06/19/16 06:20	156-59-2	
trans-1,2-Dichloroethene	ND	ug/L	100	20		06/19/16 06:20	156-60-5	
1,2-Dichloropropane	ND	ug/L	100	20		06/19/16 06:20	78-87-5	
cis-1,3-Dichloropropene	ND	ug/L	100	20		06/19/16 06:20	10061-01-5	
trans-1,3-Dichloropropene	ND	ug/L	100	20		06/19/16 06:20	10061-02-6	
Ethylbenzene	ND	ug/L	100	20		06/19/16 06:20	100-41-4	
2-Hexanone	ND	ug/L	200	20		06/19/16 06:20	591-78-6	
Iodomethane	ND	ug/L	100	20		06/19/16 06:20	74-88-4	
Methylene Chloride	ND	ug/L	100	20		06/19/16 06:20	75-09-2	
4-Methyl-2-pentanone (MIBK)	ND	ug/L	200	20		06/19/16 06:20	108-10-1	
Styrene	ND	ug/L	100	20		06/19/16 06:20	100-42-5	
1,1,1,2-Tetrachloroethane	ND	ug/L	100	20		06/19/16 06:20	630-20-6	
1,1,2,2-Tetrachloroethane	ND	ug/L	100	20		06/19/16 06:20	79-34-5	
Tetrachloroethene	ND	ug/L	100	20		06/19/16 06:20	127-18-4	
Toluene	ND	ug/L	100	20		06/19/16 06:20	108-88-3	
1,1,1-Trichloroethane	ND	ug/L	100	20		06/19/16 06:20	71-55-6	
1,1,2-Trichloroethane	ND	ug/L	100	20		06/19/16 06:20	79-00-5	
Trichloroethene	ND	ug/L	100	20		06/19/16 06:20	79-01-6	
Trichlorofluoromethane	ND	ug/L	200	20		06/19/16 06:20	75-69-4	
1,2,3-Trichloropropane	ND	ug/L	100	20		06/19/16 06:20	96-18-4	
Vinyl acetate	ND	ug/L	200	20		06/19/16 06:20	108-05-4	
Vinyl chloride	ND	ug/L	40.0	20		06/19/16 06:20	75-01-4	
Xylene (Total)	ND	ug/L	100	20		06/19/16 06:20	1330-20-7	
Surrogates								
Dibromofluoromethane (S)	92	%.	84-118	20		06/19/16 06:20	1868-53-7	F1
4-Bromofluorobenzene (S)	88	%.	79-116	20		06/19/16 06:20	460-00-4	
Toluene-d8 (S)	97	%.	86-110	20		06/19/16 06:20	2037-26-5	
2540C Total Dissolved Solids	Analytical Method: SM 2540C							
Total Dissolved Solids	**3740**	mg/L	50.0	1		06/13/16 09:59		
410.4 COD	Analytical Method: EPA 410.4 Preparation Method: EPA 410.4							
Chemical Oxygen Demand	**2660**	mg/L	50.0	1	06/17/16 12:20	06/17/16 17:04		
353.2 Nitrogen, NO2/NO3 pres.	Analytical Method: EPA 353.2							
Nitrogen, NO2 plus NO3	ND	mg/L	2.5	25		06/13/16 16:07		D3
365.1 Total Phosphorus	Analytical Method: EPA 365.1 Preparation Method: EPA 365.1							
Phosphorus	**0.56**	mg/L	0.25	1	06/20/16 09:22	06/21/16 13:33	7723-14-0	

REPORT OF LABORATORY ANALYSIS

This report shall not be reproduced, except in full,
without the written consent of Pace Analytical Services, Inc.

Pace Analytical
www.pacelabs.com

Pace Analytical Services, Inc.
Not NELAP Accredited
4860 Blazer Parkway
Dublin, OH 43017
(614)486-5421

Pace Analytical Services, Inc.
7726 Moller Road
Indianapolis, IN 46268
(317)228-3100

ANALYTICAL RESULTS

Project: Bridgeton Landfill 2Q 2016 GW
Pace Project No.: 50146462

Sample: MW-1204 **Lab ID: 50146462035** Collected: 06/08/16 14:48 Received: 06/09/16 09:00 Matrix: Water

Parameters	Results	Units	Report Limit	DF	Prepared	Analyzed	CAS No.	Qual
4500 Ammonia Water, Distilled	Analytical Method: SM 4500-NH3 G Preparation Method: SM 4500-NH3 B							
Nitrogen, Ammonia	**74.4**	mg/L	6.0	1	06/30/16 07:12	06/30/16 10:57	7664-41-7	
5310C TOC	Analytical Method: SM 5310C							
Total Organic Carbon	**809**	mg/L	100	100		06/21/16 08:40	7440-44-0	

Sample: MW-1204 DUP **Lab ID: 50146462036** Collected: 06/08/16 14:48 Received: 06/09/16 09:00 Matrix: Water

Parameters	Results	Units	Report Limit	DF	Prepared	Analyzed	CAS No.	Qual
Field Data	Analytical Method:							
Field pH	**6.49**	Std. Units		1		06/08/16 00:00		
Field Temperature	**25.5**	deg C		1		06/08/16 00:00		
Field Specific Conductance	**2600**	umhos/cm		1		06/08/16 00:00		
Field Turbidity	**103.9**	NTU		1		06/08/16 00:00		
Total Well Depth	**215.00**	feet		1		06/08/16 00:00		
Elevation Water Level	**472.45**	ft/msl		1		06/08/16 00:00		
Collar Elevation	**478.04**	ft/msl		1		06/08/16 00:00		
Depth to Water	**5.59**	feet		1		06/08/16 00:00		
9056 IC Anions	Analytical Method: EPA 9056							
Chloride	**891**	mg/L	25.0	100		06/11/16 23:08	16887-00-6	N2
Fluoride	ND	mg/L	1.0	10		06/11/16 22:55	16984-48-8	D3,N2
Sulfate	**6.1**	mg/L	2.5	10		06/11/16 22:55	14808-79-8	N2
6010 MET ICP	Analytical Method: EPA 6010 Preparation Method: EPA 3010							
Barium	**4840**	ug/L	10.0	1	06/13/16 18:00	06/14/16 23:18	7440-39-3	
Boron	**2630**	ug/L	100	1	06/13/16 18:00	06/14/16 23:18	7440-42-8	
Calcium	**497000**	ug/L	2500	5	06/13/16 18:00	06/14/16 23:43	7440-70-2	
Cobalt	**6.5**	ug/L	5.0	1	06/13/16 18:00	06/14/16 23:18	7440-48-4	
Iron	**38700**	ug/L	50.0	1	06/13/16 18:00	06/14/16 23:18	7439-89-6	
Magnesium	**136000**	ug/L	500	1	06/13/16 18:00	06/14/16 23:18	7439-95-4	
Manganese	**1370**	ug/L	5.0	1	06/13/16 18:00	06/14/16 23:18	7439-96-5	
Nickel	**32.4**	ug/L	10.0	1	06/13/16 18:00	06/14/16 23:18	7440-02-0	
Sodium	**375000**	ug/L	5000	5	06/13/16 18:00	06/14/16 23:43	7440-23-5	
Total Hardness by 2340B	**1800000**	ug/L	5000	5	06/13/16 18:00	06/14/16 23:43		
Zinc	**500**	ug/L	20.0	1	06/13/16 18:00	06/14/16 23:18	7440-66-6	
6020 MET ICPMS	Analytical Method: EPA 6020 Preparation Method: EPA 200.2							
Antimony	ND	ug/L	5.0	1	06/10/16 10:00	06/10/16 21:11	7440-36-0	
Arsenic	**22.0**	ug/L	5.0	1	06/10/16 10:00	06/10/16 21:11	7440-38-2	
Beryllium	ND	ug/L	2.0	1	06/10/16 10:00	06/14/16 14:57	7440-41-7	
Cadmium	**0.77**	ug/L	0.20	1	06/10/16 10:00	06/10/16 21:11	7440-43-9	
Chromium	**74.9**	ug/L	5.0	1	06/10/16 10:00	06/10/16 21:11	7440-47-3	
Copper	**181**	ug/L	5.0	1	06/10/16 10:00	06/10/16 21:11	7440-50-8	
Lead	**17.2**	ug/L	5.0	1	06/10/16 10:00	06/10/16 21:11	7439-92-1	

REPORT OF LABORATORY ANALYSIS

This report shall not be reproduced, except in full,
without the written consent of Pace Analytical Services, Inc..

Pace Analytical®
www.pacelabs.com

Pace Analytical Services, Inc.
Not NELAP Accredited
4860 Blazer Parkway
Dublin, OH 43017
(614)486-5421

Pace Analytical Services, Inc.
7726 Moller Road
Indianapolis, IN 46268
(317)228-3100

ANALYTICAL RESULTS

Project: Bridgeton Landfill 2Q 2016 GW
Pace Project No.: 50146462

Sample: MW-1204 DUP **Lab ID: 50146462036** Collected: 06/08/16 14:48 Received: 06/09/16 09:00 Matrix: Water

Parameters	Results	Units	Report Limit	DF	Prepared	Analyzed	CAS No.	Qual
6020 MET ICPMS	Analytical Method: EPA 6020 Preparation Method: EPA 200.2							
Selenium	ND	ug/L	5.0	1	06/10/16 10:00	06/10/16 21:11	7782-49-2	
Silver	ND	ug/L	5.0	1	06/10/16 10:00	06/10/16 21:11	7440-22-4	
Thallium	ND	ug/L	2.0	1	06/10/16 10:00	06/10/16 21:11	7440-28-0	
Vanadium	**36.0**	ug/L	10.0	1	06/10/16 10:00	06/10/16 21:11	7440-62-2	N2
7470 Mercury	Analytical Method: EPA 7470 Preparation Method: EPA 7470							
Mercury	ND	ug/L	0.20	1	06/18/16 12:00	06/20/16 09:29	7439-97-6	
8260 MSV	Analytical Method: EPA 8260							
Acetone	**4720**	ug/L	200	20		06/19/16 07:29	67-64-1	
Acrylonitrile	ND	ug/L	2000	20		06/19/16 07:29	107-13-1	
Benzene	ND	ug/L	100	20		06/19/16 07:29	71-43-2	
Bromochloromethane	ND	ug/L	100	20		06/19/16 07:29	74-97-5	
Bromodichloromethane	ND	ug/L	100	20		06/19/16 07:29	75-27-4	
Bromoform	ND	ug/L	100	20		06/19/16 07:29	75-25-2	
Bromomethane	ND	ug/L	200	20		06/19/16 07:29	74-83-9	
2-Butanone (MEK)	**2100**	ug/L	200	20		06/19/16 07:29	78-93-3	
Carbon disulfide	ND	ug/L	200	20		06/19/16 07:29	75-15-0	
Carbon tetrachloride	ND	ug/L	100	20		06/19/16 07:29	56-23-5	
Chlorobenzene	ND	ug/L	100	20		06/19/16 07:29	108-90-7	
Chloroethane	ND	ug/L	200	20		06/19/16 07:29	75-00-3	
Chloroform	ND	ug/L	100	20		06/19/16 07:29	67-66-3	
Chloromethane	ND	ug/L	200	20		06/19/16 07:29	74-87-3	
1,2-Dibromo-3-chloropropane	ND	ug/L	100	20		06/19/16 07:29	96-12-8	
Dibromochloromethane	ND	ug/L	100	20		06/19/16 07:29	124-48-1	
1,2-Dibromoethane (EDB)	ND	ug/L	100	20		06/19/16 07:29	106-93-4	
Dibromomethane	ND	ug/L	200	20		06/19/16 07:29	74-95-3	
1,2-Dichlorobenzene	ND	ug/L	100	20		06/19/16 07:29	95-50-1	
1,4-Dichlorobenzene	ND	ug/L	100	20		06/19/16 07:29	106-46-7	
trans-1,4-Dichloro-2-butene	ND	ug/L	200	20		06/19/16 07:29	110-57-6	
1,1-Dichloroethane	ND	ug/L	100	20		06/19/16 07:29	75-34-3	
1,2-Dichloroethane	ND	ug/L	100	20		06/19/16 07:29	107-06-2	
1,1-Dichloroethene	ND	ug/L	100	20		06/19/16 07:29	75-35-4	
cis-1,2-Dichloroethene	ND	ug/L	100	20		06/19/16 07:29	156-59-2	
trans-1,2-Dichloroethene	ND	ug/L	100	20		06/19/16 07:29	156-60-5	
1,2-Dichloropropane	ND	ug/L	100	20		06/19/16 07:29	78-87-5	
cis-1,3-Dichloropropene	ND	ug/L	100	20		06/19/16 07:29	10061-01-5	
trans-1,3-Dichloropropene	ND	ug/L	100	20		06/19/16 07:29	10061-02-6	
Ethylbenzene	ND	ug/L	100	20		06/19/16 07:29	100-41-4	
2-Hexanone	ND	ug/L	200	20		06/19/16 07:29	591-78-6	
Iodomethane	ND	ug/L	100	20		06/19/16 07:29	74-88-4	
Methylene Chloride	ND	ug/L	100	20		06/19/16 07:29	75-09-2	
4-Methyl-2-pentanone (MIBK)	ND	ug/L	200	20		06/19/16 07:29	108-10-1	
Styrene	ND	ug/L	100	20		06/19/16 07:29	100-42-5	
1,1,1,2-Tetrachloroethane	ND	ug/L	100	20		06/19/16 07:29	630-20-6	
1,1,2,2-Tetrachloroethane	ND	ug/L	100	20		06/19/16 07:29	79-34-5	

REPORT OF LABORATORY ANALYSIS

This report shall not be reproduced, except in full,
without the written consent of Pace Analytical Services, Inc..

Pace Analytical
www.pacelabs.com

Pace Analytical Services, Inc.
Not NELAP Accredited
4860 Blazer Parkway
Dublin, OH 43017
(614)486-5421

Pace Analytical Services, Inc.
7726 Moller Road
Indianapolis, IN 46268
(317)228-3100

ANALYTICAL RESULTS

Project: Bridgeton Landfill 2Q 2016 GW
Pace Project No.: 50146462

Sample: MW-1204 DUP **Lab ID: 50146462036** Collected: 06/08/16 14:48 Received: 06/09/16 09:00 Matrix: Water

Parameters	Results	Units	Report Limit	DF	Prepared	Analyzed	CAS No.	Qual
8260 MSV	Analytical Method: EPA 8260							
Tetrachloroethene	ND	ug/L	100	20		06/19/16 07:29	127-18-4	
Toluene	ND	ug/L	100	20		06/19/16 07:29	108-88-3	
1,1,1-Trichloroethane	ND	ug/L	100	20		06/19/16 07:29	71-55-6	
1,1,2-Trichloroethane	ND	ug/L	100	20		06/19/16 07:29	79-00-5	
Trichloroethene	ND	ug/L	100	20		06/19/16 07:29	79-01-6	
Trichlorofluoromethane	ND	ug/L	200	20		06/19/16 07:29	75-69-4	
1,2,3-Trichloropropane	ND	ug/L	100	20		06/19/16 07:29	96-18-4	
Vinyl acetate	ND	ug/L	200	20		06/19/16 07:29	108-05-4	
Vinyl chloride	ND	ug/L	40.0	20		06/19/16 07:29	75-01-4	
Xylene (Total)	ND	ug/L	100	20		06/19/16 07:29	1330-20-7	
Surrogates								
Dibromofluoromethane (S)	97	%.	84-118	20		06/19/16 07:29	1868-53-7	F1
4-Bromofluorobenzene (S)	92	%.	79-116	20		06/19/16 07:29	460-00-4	
Toluene-d8 (S)	96	%.	86-110	20		06/19/16 07:29	2037-26-5	
2540C Total Dissolved Solids	Analytical Method: SM 2540C							
Total Dissolved Solids	**3860**	mg/L	50.0	1		06/13/16 10:00		
410.4 COD	Analytical Method: EPA 410.4 Preparation Method: EPA 410.4							
Chemical Oxygen Demand	**2600**	mg/L	50.0	1	06/17/16 12:20	06/17/16 17:04		
353.2 Nitrogen, NO2/NO3 pres.	Analytical Method: EPA 353.2							
Nitrogen, NO2 plus NO3	ND	mg/L	4.0	40		06/14/16 08:56		D3
365.1 Total Phosphorus	Analytical Method: EPA 365.1 Preparation Method: EPA 365.1							
Phosphorus	**0.61**	mg/L	0.25	1	06/20/16 09:22	06/21/16 13:34	7723-14-0	
4500 Ammonia Water, Distilled	Analytical Method: SM 4500-NH3 G Preparation Method: SM 4500-NH3 B							
Nitrogen, Ammonia	**75.3**	mg/L	6.0	1	06/30/16 07:12	06/30/16 11:00	7664-41-7	
5310C TOC	Analytical Method: SM 5310C							
Total Organic Carbon	**796**	mg/L	100	100		06/21/16 09:03	7440-44-0	

Sample: PZ-205-AS **Lab ID: 50146462037** Collected: 06/08/16 16:47 Received: 06/09/16 09:00 Matrix: Water

Parameters	Results	Units	Report Limit	DF	Prepared	Analyzed	CAS No.	Qual
Field Data	Analytical Method:							
Field pH	**6.57**	Std. Units		1		06/08/16 00:00		
Field Temperature	**21.3**	deg C		1		06/08/16 00:00		
Field Specific Conductance	**6310**	umhos/cm		1		06/08/16 00:00		
Field Turbidity	**389.7**	NTU		1		06/08/16 00:00		
Total Well Depth	**94.03**	feet		1		06/08/16 00:00		
Elevation Water Level	**434.44**	ft/msl		1		06/08/16 00:00		
Collar Elevation	**464.77**	ft/msl		1		06/08/16 00:00		

REPORT OF LABORATORY ANALYSIS

This report shall not be reproduced, except in full,
without the written consent of Pace Analytical Services, Inc..

Pace Analytical®
www.pacelabs.com

Pace Analytical Services, Inc.
Not NELAP Accredited
4860 Blazer Parkway
Dublin, OH 43017
(614)486-5421

Pace Analytical Services, Inc.
7726 Moller Road
Indianapolis, IN 46268
(317)228-3100

ANALYTICAL RESULTS

Project: Bridgeton Landfill 2Q 2016 GW
Pace Project No.: 50146462

Sample: PZ-205-AS **Lab ID: 50146462037** Collected: 06/08/16 16:47 Received: 06/09/16 09:00 Matrix: Water

Parameters	Results	Units	Report Limit	DF	Prepared	Analyzed	CAS No.	Qual
Field Data	Analytical Method:							
Depth to Water	**30.33**	feet		1		06/08/16 00:00		
9056 IC Anions	Analytical Method: EPA 9056							
Chloride	**1500**	mg/L	250	1000		06/14/16 06:49	16887-00-6	N2
Fluoride	ND	mg/L	0.10	1		06/11/16 23:34	16984-48-8	N2
Sulfate	ND	mg/L	0.25	1		06/11/16 23:34	14808-79-8	N2
6010 MET ICP	Analytical Method: EPA 6010 Preparation Method: EPA 3010							
Barium	**5460**	ug/L	10.0	1	06/13/16 18:00	06/14/16 23:20	7440-39-3	
Boron	**2430**	ug/L	100	1	06/13/16 18:00	06/14/16 23:20	7440-42-8	
Calcium	**571000**	ug/L	2500	5	06/13/16 18:00	06/14/16 23:46	7440-70-2	
Cobalt	**23.4**	ug/L	5.0	1	06/13/16 18:00	06/14/16 23:20	7440-48-4	
Iron	**138000**	ug/L	50.0	1	06/13/16 18:00	06/14/16 23:20	7439-89-6	
Magnesium	**174000**	ug/L	500	1	06/13/16 18:00	06/14/16 23:20	7439-95-4	
Manganese	**1520**	ug/L	5.0	1	06/13/16 18:00	06/14/16 23:20	7439-96-5	
Nickel	**101**	ug/L	10.0	1	06/13/16 18:00	06/14/16 23:20	7440-02-0	
Sodium	**512000**	ug/L	5000	5	06/13/16 18:00	06/14/16 23:46	7440-23-5	
Total Hardness by 2340B	**2140000**	ug/L	5000	5	06/13/16 18:00	06/14/16 23:46		
Zinc	**285**	ug/L	20.0	1	06/13/16 18:00	06/14/16 23:20	7440-66-6	
6020 MET ICPMS	Analytical Method: EPA 6020 Preparation Method: EPA 200.2							
Antimony	ND	ug/L	5.0	1	06/10/16 10:00	06/10/16 21:16	7440-36-0	
Arsenic	**89.5**	ug/L	5.0	1	06/10/16 10:00	06/10/16 21:16	7440-38-2	
Beryllium	**2.8**	ug/L	2.0	1	06/10/16 10:00	06/14/16 15:06	7440-41-7	
Cadmium	**1.4**	ug/L	0.20	1	06/10/16 10:00	06/10/16 21:16	7440-43-9	
Chromium	**76.6**	ug/L	5.0	1	06/10/16 10:00	06/10/16 21:16	7440-47-3	
Copper	**112**	ug/L	25.0	5	06/10/16 10:00	06/14/16 15:15	7440-50-8	
Lead	**98.7**	ug/L	5.0	1	06/10/16 10:00	06/10/16 21:16	7439-92-1	
Selenium	ND	ug/L	5.0	1	06/10/16 10:00	06/10/16 21:16	7782-49-2	
Silver	ND	ug/L	5.0	1	06/10/16 10:00	06/10/16 21:16	7440-22-4	
Thallium	ND	ug/L	2.0	1	06/10/16 10:00	06/10/16 21:16	7440-28-0	
Vanadium	**108**	ug/L	10.0	1	06/10/16 10:00	06/10/16 21:16	7440-62-2	N2
7470 Mercury	Analytical Method: EPA 7470 Preparation Method: EPA 7470							
Mercury	ND	ug/L	0.20	1	06/18/16 12:00	06/20/16 09:31	7439-97-6	
8260 MSV	Analytical Method: EPA 8260							
Acetone	ND	ug/L	200	20		06/19/16 08:38	67-64-1	
Acrylonitrile	ND	ug/L	2000	20		06/19/16 08:38	107-13-1	
Benzene	**1330**	ug/L	100	20		06/19/16 08:38	71-43-2	
Bromochloromethane	ND	ug/L	100	20		06/19/16 08:38	74-97-5	
Bromodichloromethane	ND	ug/L	100	20		06/19/16 08:38	75-27-4	
Bromoform	ND	ug/L	100	20		06/19/16 08:38	75-25-2	
Bromomethane	ND	ug/L	200	20		06/19/16 08:38	74-83-9	
2-Butanone (MEK)	ND	ug/L	200	20		06/19/16 08:38	78-93-3	
Carbon disulfide	ND	ug/L	200	20		06/19/16 08:38	75-15-0	

REPORT OF LABORATORY ANALYSIS

This report shall not be reproduced, except in full,
without the written consent of Pace Analytical Services, Inc..

Pace Analytical®
www.pacelabs.com

Pace Analytical Services, Inc.
Not NELAP Accredited
4860 Blazer Parkway
Dublin, OH 43017
(614)486-5421

Pace Analytical Services, Inc.
7726 Moller Road
Indianapolis, IN 46268
(317)228-3100

ANALYTICAL RESULTS

Project: Bridgeton Landfill 2Q 2016 GW
Pace Project No.: 50146462

Sample: PZ-205-AS **Lab ID: 50146462037** Collected: 06/08/16 16:47 Received: 06/09/16 09:00 Matrix: Water

Parameters	Results	Units	Report Limit	DF	Prepared	Analyzed	CAS No.	Qual
8260 MSV	Analytical Method: EPA 8260							
Carbon tetrachloride	ND	ug/L	100	20		06/19/16 08:38	56-23-5	
Chlorobenzene	ND	ug/L	100	20		06/19/16 08:38	108-90-7	
Chloroethane	ND	ug/L	200	20		06/19/16 08:38	75-00-3	
Chloroform	ND	ug/L	100	20		06/19/16 08:38	67-66-3	
Chloromethane	ND	ug/L	200	20		06/19/16 08:38	74-87-3	
1,2-Dibromo-3-chloropropane	ND	ug/L	100	20		06/19/16 08:38	96-12-8	
Dibromochloromethane	ND	ug/L	100	20		06/19/16 08:38	124-48-1	
1,2-Dibromoethane (EDB)	ND	ug/L	100	20		06/19/16 08:38	106-93-4	
Dibromomethane	ND	ug/L	200	20		06/19/16 08:38	74-95-3	
1,2-Dichlorobenzene	ND	ug/L	100	20		06/19/16 08:38	95-50-1	
1,4-Dichlorobenzene	ND	ug/L	100	20		06/19/16 08:38	106-46-7	
trans-1,4-Dichloro-2-butene	ND	ug/L	200	20		06/19/16 08:38	110-57-6	
1,1-Dichloroethane	ND	ug/L	100	20		06/19/16 08:38	75-34-3	
1,2-Dichloroethane	ND	ug/L	100	20		06/19/16 08:38	107-06-2	
1,1-Dichloroethene	ND	ug/L	100	20		06/19/16 08:38	75-35-4	
cis-1,2-Dichloroethene	ND	ug/L	100	20		06/19/16 08:38	156-59-2	
trans-1,2-Dichloroethene	ND	ug/L	100	20		06/19/16 08:38	156-60-5	
1,2-Dichloropropane	ND	ug/L	100	20		06/19/16 08:38	78-87-5	
cis-1,3-Dichloropropene	ND	ug/L	100	20		06/19/16 08:38	10061-01-5	
trans-1,3-Dichloropropene	ND	ug/L	100	20		06/19/16 08:38	10061-02-6	
Ethylbenzene	ND	ug/L	100	20		06/19/16 08:38	100-41-4	
2-Hexanone	ND	ug/L	200	20		06/19/16 08:38	591-78-6	
Iodomethane	ND	ug/L	100	20		06/19/16 08:38	74-88-4	
Methylene Chloride	ND	ug/L	100	20		06/19/16 08:38	75-09-2	
4-Methyl-2-pentanone (MIBK)	ND	ug/L	200	20		06/19/16 08:38	108-10-1	
Styrene	ND	ug/L	100	20		06/19/16 08:38	100-42-5	
1,1,1,2-Tetrachloroethane	ND	ug/L	100	20		06/19/16 08:38	630-20-6	
1,1,2,2-Tetrachloroethane	ND	ug/L	100	20		06/19/16 08:38	79-34-5	
Tetrachloroethene	ND	ug/L	100	20		06/19/16 08:38	127-18-4	
Toluene	**136**	ug/L	100	20		06/19/16 08:38	108-88-3	
1,1,1-Trichloroethane	ND	ug/L	100	20		06/19/16 08:38	71-55-6	
1,1,2-Trichloroethane	ND	ug/L	100	20		06/19/16 08:38	79-00-5	
Trichloroethene	ND	ug/L	100	20		06/19/16 08:38	79-01-6	
Trichlorofluoromethane	ND	ug/L	200	20		06/19/16 08:38	75-69-4	
1,2,3-Trichloropropane	ND	ug/L	100	20		06/19/16 08:38	96-18-4	
Vinyl acetate	ND	ug/L	200	20		06/19/16 08:38	108-05-4	
Vinyl chloride	ND	ug/L	40.0	20		06/19/16 08:38	75-01-4	
Xylene (Total)	ND	ug/L	100	20		06/19/16 08:38	1330-20-7	
Surrogates								
Dibromofluoromethane (S)	97	%.	84-118	20		06/19/16 08:38	1868-53-7	D4,F1
4-Bromofluorobenzene (S)	91	%.	79-116	20		06/19/16 08:38	460-00-4	
Toluene-d8 (S)	96	%.	86-110	20		06/19/16 08:38	2037-26-5	
2540C Total Dissolved Solids	Analytical Method: SM 2540C							
Total Dissolved Solids	**4610**	mg/L	50.0	1		06/13/16 10:00		

REPORT OF LABORATORY ANALYSIS

This report shall not be reproduced, except in full,
without the written consent of Pace Analytical Services, Inc..

Pace Analytical®
www.pacelabs.com

Pace Analytical Services, Inc.
Not NELAP Accredited
4860 Blazer Parkway
Dublin, OH 43017
(614)486-5421

Pace Analytical Services, Inc.
7726 Moller Road
Indianapolis, IN 46268
(317)228-3100

ANALYTICAL RESULTS

Project: Bridgeton Landfill 2Q 2016 GW
Pace Project No.: 50146462

Sample: PZ-205-AS **Lab ID: 50146462037** Collected: 06/08/16 16:47 Received: 06/09/16 09:00 Matrix: Water

Parameters	Results	Units	Report Limit	DF	Prepared	Analyzed	CAS No.	Qual
410.4 COD	Analytical Method: EPA 410.4 Preparation Method: EPA 410.4							
Chemical Oxygen Demand	**1260**	mg/L	10.0	1	06/17/16 12:20	06/17/16 17:04		
353.2 Nitrogen, NO2/NO3 pres.	Analytical Method: EPA 353.2							
Nitrogen, NO2 plus NO3	ND	mg/L	4.0	40		06/14/16 08:59		D3
365.1 Total Phosphorus	Analytical Method: EPA 365.1 Preparation Method: EPA 365.1							
Phosphorus	**2.8**	mg/L	0.25	1	06/20/16 09:22	06/21/16 13:34	7723-14-0	
4500 Ammonia Water	Analytical Method: SM 4500-NH3 G							
Nitrogen, Ammonia	**32.2**	mg/L	0.50	5		06/16/16 13:37	7664-41-7	
5310C TOC	Analytical Method: SM 5310C							
Total Organic Carbon	**339**	mg/L	100	100		06/21/16 09:26	7440-44-0	

Sample: TRIP BLANK **Lab ID: 50146462038** Collected: 06/08/16 08:00 Received: 06/09/16 09:00 Matrix: Water

Parameters	Results	Units	Report Limit	DF	Prepared	Analyzed	CAS No.	Qual
8260 MSV	Analytical Method: EPA 8260							
Acetone	ND	ug/L	10.0	1		06/19/16 09:46	67-64-1	
Acrylonitrile	ND	ug/L	100	1		06/19/16 09:46	107-13-1	
Benzene	ND	ug/L	5.0	1		06/19/16 09:46	71-43-2	
Bromochloromethane	ND	ug/L	5.0	1		06/19/16 09:46	74-97-5	
Bromodichloromethane	ND	ug/L	5.0	1		06/19/16 09:46	75-27-4	
Bromoform	ND	ug/L	5.0	1		06/19/16 09:46	75-25-2	
Bromomethane	ND	ug/L	10.0	1		06/19/16 09:46	74-83-9	
2-Butanone (MEK)	ND	ug/L	10.0	1		06/19/16 09:46	78-93-3	
Carbon disulfide	ND	ug/L	10.0	1		06/19/16 09:46	75-15-0	
Carbon tetrachloride	ND	ug/L	5.0	1		06/19/16 09:46	56-23-5	
Chlorobenzene	ND	ug/L	5.0	1		06/19/16 09:46	108-90-7	
Chloroethane	ND	ug/L	10.0	1		06/19/16 09:46	75-00-3	
Chloroform	ND	ug/L	5.0	1		06/19/16 09:46	67-66-3	
Chloromethane	ND	ug/L	10.0	1		06/19/16 09:46	74-87-3	
1,2-Dibromo-3-chloropropane	ND	ug/L	5.0	1		06/19/16 09:46	96-12-8	
Dibromochloromethane	ND	ug/L	5.0	1		06/19/16 09:46	124-48-1	
1,2-Dibromoethane (EDB)	ND	ug/L	5.0	1		06/19/16 09:46	106-93-4	
Dibromomethane	ND	ug/L	10.0	1		06/19/16 09:46	74-95-3	
1,2-Dichlorobenzene	ND	ug/L	5.0	1		06/19/16 09:46	95-50-1	
1,4-Dichlorobenzene	ND	ug/L	5.0	1		06/19/16 09:46	106-46-7	
trans-1,4-Dichloro-2-butene	ND	ug/L	10.0	1		06/19/16 09:46	110-57-6	
1,1-Dichloroethane	ND	ug/L	5.0	1		06/19/16 09:46	75-34-3	
1,2-Dichloroethane	ND	ug/L	5.0	1		06/19/16 09:46	107-06-2	
1,1-Dichloroethene	ND	ug/L	5.0	1		06/19/16 09:46	75-35-4	
cis-1,2-Dichloroethene	ND	ug/L	5.0	1		06/19/16 09:46	156-59-2	
trans-1,2-Dichloroethene	ND	ug/L	5.0	1		06/19/16 09:46	156-60-5	

REPORT OF LABORATORY ANALYSIS

This report shall not be reproduced, except in full,
without the written consent of Pace Analytical Services, Inc..

Pace Analytical®
www.pacelabs.com

Pace Analytical Services, Inc.
Not NELAP Accredited
4860 Blazer Parkway
Dublin, OH 43017
(614)486-5421

Pace Analytical Services, Inc.
7726 Moller Road
Indianapolis, IN 46268
(317)228-3100

ANALYTICAL RESULTS

Project: Bridgeton Landfill 2Q 2016 GW
Pace Project No.: 50146462

Sample: TRIP BLANK **Lab ID: 50146462038** Collected: 06/08/16 08:00 Received: 06/09/16 09:00 Matrix: Water

Parameters	Results	Units	Report Limit	DF	Prepared	Analyzed	CAS No.	Qual
8260 MSV	Analytical Method: EPA 8260							
1,2-Dichloropropane	ND	ug/L	5.0	1		06/19/16 09:46	78-87-5	
cis-1,3-Dichloropropene	ND	ug/L	5.0	1		06/19/16 09:46	10061-01-5	
trans-1,3-Dichloropropene	ND	ug/L	5.0	1		06/19/16 09:46	10061-02-6	
Ethylbenzene	ND	ug/L	5.0	1		06/19/16 09:46	100-41-4	
2-Hexanone	ND	ug/L	10.0	1		06/19/16 09:46	591-78-6	
Iodomethane	ND	ug/L	5.0	1		06/19/16 09:46	74-88-4	
Methylene Chloride	ND	ug/L	5.0	1		06/19/16 09:46	75-09-2	
4-Methyl-2-pentanone (MIBK)	ND	ug/L	10.0	1		06/19/16 09:46	108-10-1	
Styrene	ND	ug/L	5.0	1		06/19/16 09:46	100-42-5	
1,1,1,2-Tetrachloroethane	ND	ug/L	5.0	1		06/19/16 09:46	630-20-6	
1,1,2,2-Tetrachloroethane	ND	ug/L	5.0	1		06/19/16 09:46	79-34-5	
Tetrachloroethene	ND	ug/L	5.0	1		06/19/16 09:46	127-18-4	
Toluene	ND	ug/L	5.0	1		06/19/16 09:46	108-88-3	
1,1,1-Trichloroethane	ND	ug/L	5.0	1		06/19/16 09:46	71-55-6	
1,1,2-Trichloroethane	ND	ug/L	5.0	1		06/19/16 09:46	79-00-5	
Trichloroethene	ND	ug/L	5.0	1		06/19/16 09:46	79-01-6	
Trichlorofluoromethane	ND	ug/L	10.0	1		06/19/16 09:46	75-69-4	
1,2,3-Trichloropropane	ND	ug/L	5.0	1		06/19/16 09:46	96-18-4	
Vinyl acetate	ND	ug/L	10.0	1		06/19/16 09:46	108-05-4	
Vinyl chloride	ND	ug/L	2.0	1		06/19/16 09:46	75-01-4	
Xylene (Total)	ND	ug/L	5.0	1		06/19/16 09:46	1330-20-7	
Surrogates								
Dibromofluoromethane (S)	98	%.	84-118	1		06/19/16 09:46	1868-53-7	
4-Bromofluorobenzene (S)	87	%.	79-116	1		06/19/16 09:46	460-00-4	
Toluene-d8 (S)	96	%.	86-110	1		06/19/16 09:46	2037-26-5	

Sample: PZ-103-SS **Lab ID: 50146462039** Collected: 06/09/16 09:52 Received: 06/11/16 08:40 Matrix: Water

Parameters	Results	Units	Report Limit	DF	Prepared	Analyzed	CAS No.	Qual
Field Data	Analytical Method:							
Field pH	**6.19**	Std. Units		1		06/09/16 00:00		
Field Temperature	**28.5**	deg C		1		06/09/16 00:00		
Field Specific Conductance	**2080**	umhos/cm		1		06/09/16 00:00		
Field Turbidity	**49.58**	NTU		1		06/09/16 00:00		
Total Well Depth	**149.65**	feet		1		06/09/16 00:00		
Elevation Water Level	**471.63**	ft/msl		1		06/09/16 00:00		
Collar Elevation	**483.56**	ft/msl		1		06/09/16 00:00		
Depth to Water	**11.93**	feet		1		06/09/16 00:00		
9056 IC Anions	Analytical Method: EPA 9056							
Chloride	ND	mg/L	0.25	1		06/14/16 01:49	16887-00-6	N2
Fluoride	**0.32**	mg/L	0.10	1		06/14/16 01:49	16984-48-8	N2
Sulfate	**0.98**	mg/L	0.25	1		06/14/16 01:49	14808-79-8	N2

REPORT OF LABORATORY ANALYSIS

This report shall not be reproduced, except in full,
without the written consent of Pace Analytical Services, Inc..

Pace Analytical®
www.pacelabs.com

Pace Analytical Services, Inc.
Not NELAP Accredited
4860 Blazer Parkway
Dublin, OH 43017
(614)486-5421

Pace Analytical Services, Inc.
7726 Moller Road
Indianapolis, IN 46268
(317)228-3100

ANALYTICAL RESULTS

Project: Bridgeton Landfill 2Q 2016 GW
Pace Project No.: 50146462

Sample: PZ-103-SS **Lab ID: 50146462039** Collected: 06/09/16 09:52 Received: 06/11/16 08:40 Matrix: Water

Parameters	Results	Units	Report Limit	DF	Prepared	Analyzed	CAS No.	Qual
6010 MET ICP	Analytical Method: EPA 6010 Preparation Method: EPA 3010							
Barium	**714**	ug/L	10.0	1	06/15/16 20:30	06/16/16 17:38	7440-39-3	
Boron	**370**	ug/L	100	1	06/15/16 20:30	06/16/16 17:38	7440-42-8	
Calcium	**333000**	ug/L	5000	10	06/15/16 20:30	06/17/16 08:07	7440-70-2	
Cobalt	ND	ug/L	5.0	1	06/15/16 20:30	06/16/16 17:38	7440-48-4	
Iron	**21700**	ug/L	50.0	1	06/15/16 20:30	06/16/16 17:38	7439-89-6	
Magnesium	**97600**	ug/L	500	1	06/15/16 20:30	06/16/16 17:38	7439-95-4	
Manganese	**531**	ug/L	5.0	1	06/15/16 20:30	06/16/16 17:38	7439-96-5	B
Nickel	ND	ug/L	10.0	1	06/15/16 20:30	06/16/16 17:38	7440-02-0	
Sodium	**76900**	ug/L	1000	1	06/15/16 20:30	06/16/16 17:38	7440-23-5	
Total Hardness by 2340B	**1230000**	ug/L	10000	10	06/15/16 20:30	06/17/16 08:07		
Zinc	**24.8**	ug/L	20.0	1	06/15/16 20:30	06/16/16 17:38	7440-66-6	
6020 MET ICPMS	Analytical Method: EPA 6020 Preparation Method: EPA 200.2							
Antimony	ND	ug/L	5.0	1	06/15/16 11:51	06/16/16 16:52	7440-36-0	
Arsenic	ND	ug/L	5.0	1	06/15/16 11:51	06/16/16 16:52	7440-38-2	
Beryllium	ND	ug/L	2.0	1	06/15/16 11:51	06/16/16 16:52	7440-41-7	
Cadmium	**0.20**	ug/L	0.20	1	06/15/16 11:51	06/16/16 16:52	7440-43-9	
Chromium	ND	ug/L	5.0	1	06/15/16 11:51	06/16/16 16:52	7440-47-3	
Copper	ND	ug/L	5.0	1	06/15/16 11:51	06/16/16 16:52	7440-50-8	
Lead	ND	ug/L	5.0	1	06/15/16 11:51	06/16/16 16:52	7439-92-1	
Selenium	ND	ug/L	5.0	1	06/15/16 11:51	06/16/16 16:52	7782-49-2	
Silver	ND	ug/L	5.0	1	06/15/16 11:51	06/16/16 16:52	7440-22-4	
Thallium	ND	ug/L	2.0	1	06/15/16 11:51	06/16/16 16:52	7440-28-0	
Vanadium	ND	ug/L	10.0	1	06/15/16 11:51	06/16/16 16:52	7440-62-2	N2
7470 Mercury	Analytical Method: EPA 7470 Preparation Method: EPA 7470							
Mercury	ND	ug/L	0.20	1	06/18/16 12:00	06/20/16 09:35	7439-97-6	
8260 MSV	Analytical Method: EPA 8260							
Acetone	**20.1**	ug/L	10.0	1		06/22/16 01:12	67-64-1	
Acrylonitrile	ND	ug/L	100	1		06/22/16 01:12	107-13-1	
Benzene	**75.0**	ug/L	5.0	1		06/23/16 01:28	71-43-2	
Bromochloromethane	ND	ug/L	5.0	1		06/22/16 01:12	74-97-5	
Bromodichloromethane	ND	ug/L	5.0	1		06/22/16 01:12	75-27-4	
Bromoform	ND	ug/L	5.0	1		06/22/16 01:12	75-25-2	
Bromomethane	ND	ug/L	10.0	1		06/22/16 01:12	74-83-9	
2-Butanone (MEK)	ND	ug/L	10.0	1		06/22/16 01:12	78-93-3	
Carbon disulfide	ND	ug/L	10.0	1		06/22/16 01:12	75-15-0	
Carbon tetrachloride	ND	ug/L	5.0	1		06/22/16 01:12	56-23-5	
Chlorobenzene	ND	ug/L	5.0	1		06/22/16 01:12	108-90-7	
Chloroethane	ND	ug/L	10.0	1		06/22/16 01:12	75-00-3	
Chloroform	ND	ug/L	5.0	1		06/22/16 01:12	67-66-3	
Chloromethane	ND	ug/L	10.0	1		06/22/16 01:12	74-87-3	
1,2-Dibromo-3-chloropropane	ND	ug/L	5.0	1		06/22/16 01:12	96-12-8	
Dibromochloromethane	ND	ug/L	5.0	1		06/22/16 01:12	124-48-1	
1,2-Dibromoethane (EDB)	ND	ug/L	5.0	1		06/22/16 01:12	106-93-4	

REPORT OF LABORATORY ANALYSIS

This report shall not be reproduced, except in full,
without the written consent of Pace Analytical Services, Inc..

Pace Analytical®
www.pacelabs.com

Pace Analytical Services, Inc.
Not NELAP Accredited
4860 Blazer Parkway
Dublin, OH 43017
(614)486-5421

Pace Analytical Services, Inc.
7726 Moller Road
Indianapolis, IN 46268
(317)228-3100

ANALYTICAL RESULTS

Project: Bridgeton Landfill 2Q 2016 GW
Pace Project No.: 50146462

Sample: PZ-103-SS **Lab ID: 50146462039** Collected: 06/09/16 09:52 Received: 06/11/16 08:40 Matrix: Water

Parameters	Results	Units	Report Limit	DF	Prepared	Analyzed	CAS No.	Qual
8260 MSV	Analytical Method: EPA 8260							
Dibromomethane	ND	ug/L	10.0	1		06/22/16 01:12	74-95-3	
1,2-Dichlorobenzene	ND	ug/L	5.0	1		06/22/16 01:12	95-50-1	
1,4-Dichlorobenzene	ND	ug/L	5.0	1		06/22/16 01:12	106-46-7	
trans-1,4-Dichloro-2-butene	ND	ug/L	10.0	1		06/22/16 01:12	110-57-6	
1,1-Dichloroethane	ND	ug/L	5.0	1		06/22/16 01:12	75-34-3	
1,2-Dichloroethane	ND	ug/L	5.0	1		06/22/16 01:12	107-06-2	
1,1-Dichloroethene	ND	ug/L	5.0	1		06/22/16 01:12	75-35-4	
cis-1,2-Dichloroethene	ND	ug/L	5.0	1		06/22/16 01:12	156-59-2	
trans-1,2-Dichloroethene	ND	ug/L	5.0	1		06/22/16 01:12	156-60-5	
1,2-Dichloropropane	ND	ug/L	5.0	1		06/22/16 01:12	78-87-5	
cis-1,3-Dichloropropene	ND	ug/L	5.0	1		06/22/16 01:12	10061-01-5	
trans-1,3-Dichloropropene	ND	ug/L	5.0	1		06/22/16 01:12	10061-02-6	
Ethylbenzene	**6.7**	ug/L	5.0	1		06/22/16 01:12	100-41-4	
2-Hexanone	ND	ug/L	10.0	1		06/22/16 01:12	591-78-6	
Iodomethane	ND	ug/L	5.0	1		06/22/16 01:12	74-88-4	
Methylene Chloride	ND	ug/L	5.0	1		06/22/16 01:12	75-09-2	
4-Methyl-2-pentanone (MIBK)	ND	ug/L	10.0	1		06/22/16 01:12	108-10-1	
Styrene	ND	ug/L	5.0	1		06/22/16 01:12	100-42-5	
1,1,1,2-Tetrachloroethane	ND	ug/L	5.0	1		06/22/16 01:12	630-20-6	
1,1,2,2-Tetrachloroethane	ND	ug/L	5.0	1		06/22/16 01:12	79-34-5	
Tetrachloroethene	ND	ug/L	5.0	1		06/22/16 01:12	127-18-4	
Toluene	**15.9**	ug/L	5.0	1		06/22/16 01:12	108-88-3	
1,1,1-Trichloroethane	ND	ug/L	5.0	1		06/22/16 01:12	71-55-6	
1,1,2-Trichloroethane	ND	ug/L	5.0	1		06/22/16 01:12	79-00-5	
Trichloroethene	ND	ug/L	5.0	1		06/22/16 01:12	79-01-6	
Trichlorofluoromethane	ND	ug/L	10.0	1		06/22/16 01:12	75-69-4	
1,2,3-Trichloropropane	ND	ug/L	5.0	1		06/22/16 01:12	96-18-4	
Vinyl acetate	ND	ug/L	10.0	1		06/22/16 01:12	108-05-4	
Vinyl chloride	ND	ug/L	2.0	1		06/22/16 01:12	75-01-4	
Xylene (Total)	**6.2**	ug/L	5.0	1		06/22/16 01:12	1330-20-7	
Surrogates								
Dibromofluoromethane (S)	100	%.	84-118	1		06/22/16 01:12	1868-53-7	
4-Bromofluorobenzene (S)	99	%.	79-116	1		06/22/16 01:12	460-00-4	
Toluene-d8 (S)	99	%.	86-110	1		06/22/16 01:12	2037-26-5	
2540C Total Dissolved Solids	Analytical Method: SM 2540C							
Total Dissolved Solids	**1210**	mg/L	10.0	1		06/13/16 10:00		
410.4 COD	Analytical Method: EPA 410.4 Preparation Method: EPA 410.4							
Chemical Oxygen Demand	**25.0**	mg/L	10.0	1	06/17/16 10:03	06/17/16 13:08		
353.2 Nitrogen, NO2/NO3 pres.	Analytical Method: EPA 353.2							
Nitrogen, NO2 plus NO3	ND	mg/L	2.5	25		06/14/16 12:15		D3
365.1 Total Phosphorus	Analytical Method: EPA 365.1 Preparation Method: EPA 365.1							
Phosphorus	**0.51**	mg/L	0.10	1	06/20/16 11:15	06/21/16 13:48	7723-14-0	

REPORT OF LABORATORY ANALYSIS

This report shall not be reproduced, except in full,
without the written consent of Pace Analytical Services, Inc..

Pace Analytical®
www.pacelabs.com

Pace Analytical Services, Inc.
Not NELAP Accredited
4860 Blazer Parkway
Dublin, OH 43017
(614)486-5421

Pace Analytical Services, Inc.
7726 Moller Road
Indianapolis, IN 46268
(317)228-3100

ANALYTICAL RESULTS

Project: Bridgeton Landfill 2Q 2016 GW
Pace Project No.: 50146462

Sample: PZ-103-SS **Lab ID: 50146462039** Collected: 06/09/16 09:52 Received: 06/11/16 08:40 Matrix: Water

Parameters	Results	Units	Report Limit	DF	Prepared	Analyzed	CAS No.	Qual
4500 Ammonia Water	Analytical Method: SM 4500-NH3 G							
Nitrogen, Ammonia	**0.25**	mg/L	0.10	1		06/16/16 14:02	7664-41-7	
5310C TOC	Analytical Method: SM 5310C							
Total Organic Carbon	**72.2**	mg/L	4.0	4		06/20/16 20:46	7440-44-0	

Sample: PZ-200-SS **Lab ID: 50146462040** Collected: 06/09/16 11:36 Received: 06/11/16 08:40 Matrix: Water

Parameters	Results	Units	Report Limit	DF	Prepared	Analyzed	CAS No.	Qual
Field Data	Analytical Method:							
Field pH	**6.21**	Std. Units		1		06/09/16 00:00		
Field Temperature	**17.8**	deg C		1		06/09/16 00:00		
Field Specific Conductance	**2810**	umhos/cm		1		06/09/16 00:00		
Field Turbidity	**49.23**	NTU		1		06/09/16 00:00		
Total Well Depth	**99.31**	feet		1		06/09/16 00:00		
Elevation Water Level	**464.47**	ft/msl		1		06/09/16 00:00		
Collar Elevation	**485.57**	ft/msl		1		06/09/16 00:00		
Depth to Water	**21.10**	feet		1		06/09/16 00:00		
9056 IC Anions	Analytical Method: EPA 9056							
Chloride	**651**	mg/L	25.0	100		06/14/16 18:09	16887-00-6	N2
Fluoride	ND	mg/L	1.0	10		06/14/16 02:28	16984-48-8	D3,N2
Sulfate	**51.3**	mg/L	2.5	10		06/14/16 02:28	14808-79-8	N2
6010 MET ICP	Analytical Method: EPA 6010 Preparation Method: EPA 3010							
Barium	**299**	ug/L	10.0	1	06/15/16 20:30	06/16/16 17:41	7440-39-3	
Boron	ND	ug/L	100	1	06/15/16 20:30	06/16/16 17:41	7440-42-8	
Calcium	**321000**	ug/L	5000	10	06/15/16 20:30	06/17/16 08:10	7440-70-2	
Cobalt	**32.0**	ug/L	5.0	1	06/15/16 20:30	06/16/16 17:41	7440-48-4	
Iron	**48000**	ug/L	50.0	1	06/15/16 20:30	06/16/16 17:41	7439-89-6	
Magnesium	**89400**	ug/L	500	1	06/15/16 20:30	06/16/16 17:41	7439-95-4	
Manganese	**3390**	ug/L	5.0	1	06/15/16 20:30	06/16/16 17:41	7439-96-5	B
Nickel	**58.0**	ug/L	10.0	1	06/15/16 20:30	06/16/16 17:41	7440-02-0	
Sodium	**112000**	ug/L	1000	1	06/15/16 20:30	06/16/16 17:41	7440-23-5	
Total Hardness by 2340B	**1170000**	ug/L	10000	10	06/15/16 20:30	06/17/16 08:10		
Zinc	ND	ug/L	20.0	1	06/15/16 20:30	06/16/16 17:41	7440-66-6	
6020 MET ICPMS	Analytical Method: EPA 6020 Preparation Method: EPA 200.2							
Antimony	ND	ug/L	5.0	1	06/15/16 11:51	06/16/16 16:56	7440-36-0	
Arsenic	**76.4**	ug/L	5.0	1	06/15/16 11:51	06/16/16 16:56	7440-38-2	
Beryllium	ND	ug/L	2.0	1	06/15/16 11:51	06/16/16 16:56	7440-41-7	
Cadmium	ND	ug/L	0.20	1	06/15/16 11:51	06/16/16 16:56	7440-43-9	
Chromium	ND	ug/L	5.0	1	06/15/16 11:51	06/16/16 16:56	7440-47-3	
Copper	ND	ug/L	5.0	1	06/15/16 11:51	06/16/16 16:56	7440-50-8	
Lead	ND	ug/L	5.0	1	06/15/16 11:51	06/16/16 16:56	7439-92-1	

REPORT OF LABORATORY ANALYSIS

This report shall not be reproduced, except in full,
without the written consent of Pace Analytical Services, Inc..

Pace Analytical
www.pacelabs.com

Pace Analytical Services, Inc.
Not NELAP Accredited
4860 Blazer Parkway
Dublin, OH 43017
(614)486-5421

Pace Analytical Services, Inc.
7726 Moller Road
Indianapolis, IN 46268
(317)228-3100

ANALYTICAL RESULTS

Project: Bridgeton Landfill 2Q 2016 GW
Pace Project No.: 50146462

Sample: PZ-200-SS **Lab ID: 50146462040** Collected: 06/09/16 11:36 Received: 06/11/16 08:40 Matrix: Water

Parameters	Results	Units	Report Limit	DF	Prepared	Analyzed	CAS No.	Qual
6020 MET ICPMS	Analytical Method: EPA 6020 Preparation Method: EPA 200.2							
Selenium	ND	ug/L	5.0	1	06/15/16 11:51	06/16/16 16:56	7782-49-2	
Silver	ND	ug/L	5.0	1	06/15/16 11:51	06/16/16 16:56	7440-22-4	
Thallium	ND	ug/L	2.0	1	06/15/16 11:51	06/16/16 16:56	7440-28-0	
Vanadium	ND	ug/L	10.0	1	06/15/16 11:51	06/16/16 16:56	7440-62-2	N2
7470 Mercury	Analytical Method: EPA 7470 Preparation Method: EPA 7470							
Mercury	ND	ug/L	0.20	1	06/18/16 12:00	06/20/16 09:37	7439-97-6	
8260 MSV	Analytical Method: EPA 8260							
Acetone	ND	ug/L	10.0	1		06/22/16 01:47	67-64-1	
Acrylonitrile	ND	ug/L	100	1		06/22/16 01:47	107-13-1	
Benzene	ND	ug/L	5.0	1		06/22/16 01:47	71-43-2	
Bromochloromethane	ND	ug/L	5.0	1		06/22/16 01:47	74-97-5	
Bromodichloromethane	ND	ug/L	5.0	1		06/22/16 01:47	75-27-4	
Bromoform	ND	ug/L	5.0	1		06/22/16 01:47	75-25-2	
Bromomethane	ND	ug/L	10.0	1		06/22/16 01:47	74-83-9	
2-Butanone (MEK)	ND	ug/L	10.0	1		06/22/16 01:47	78-93-3	
Carbon disulfide	ND	ug/L	10.0	1		06/22/16 01:47	75-15-0	
Carbon tetrachloride	ND	ug/L	5.0	1		06/22/16 01:47	56-23-5	
Chlorobenzene	ND	ug/L	5.0	1		06/22/16 01:47	108-90-7	
Chloroethane	ND	ug/L	10.0	1		06/22/16 01:47	75-00-3	
Chloroform	ND	ug/L	5.0	1		06/22/16 01:47	67-66-3	
Chloromethane	ND	ug/L	10.0	1		06/22/16 01:47	74-87-3	
1,2-Dibromo-3-chloropropane	ND	ug/L	5.0	1		06/22/16 01:47	96-12-8	
Dibromochloromethane	ND	ug/L	5.0	1		06/22/16 01:47	124-48-1	
1,2-Dibromoethane (EDB)	ND	ug/L	5.0	1		06/22/16 01:47	106-93-4	
Dibromomethane	ND	ug/L	10.0	1		06/22/16 01:47	74-95-3	
1,2-Dichlorobenzene	ND	ug/L	5.0	1		06/22/16 01:47	95-50-1	
1,4-Dichlorobenzene	ND	ug/L	5.0	1		06/22/16 01:47	106-46-7	
trans-1,4-Dichloro-2-butene	ND	ug/L	10.0	1		06/22/16 01:47	110-57-6	
1,1-Dichloroethane	ND	ug/L	5.0	1		06/22/16 01:47	75-34-3	
1,2-Dichloroethane	ND	ug/L	5.0	1		06/22/16 01:47	107-06-2	
1,1-Dichloroethene	ND	ug/L	5.0	1		06/22/16 01:47	75-35-4	
cis-1,2-Dichloroethene	ND	ug/L	5.0	1		06/22/16 01:47	156-59-2	
trans-1,2-Dichloroethene	ND	ug/L	5.0	1		06/22/16 01:47	156-60-5	
1,2-Dichloropropane	ND	ug/L	5.0	1		06/22/16 01:47	78-87-5	
cis-1,3-Dichloropropene	ND	ug/L	5.0	1		06/22/16 01:47	10061-01-5	
trans-1,3-Dichloropropene	ND	ug/L	5.0	1		06/22/16 01:47	10061-02-6	
Ethylbenzene	ND	ug/L	5.0	1		06/22/16 01:47	100-41-4	
2-Hexanone	ND	ug/L	10.0	1		06/22/16 01:47	591-78-6	
Iodomethane	ND	ug/L	5.0	1		06/22/16 01:47	74-88-4	
Methylene Chloride	ND	ug/L	5.0	1		06/22/16 01:47	75-09-2	
4-Methyl-2-pentanone (MIBK)	ND	ug/L	10.0	1		06/22/16 01:47	108-10-1	
Styrene	ND	ug/L	5.0	1		06/22/16 01:47	100-42-5	
1,1,1,2-Tetrachloroethane	ND	ug/L	5.0	1		06/22/16 01:47	630-20-6	
1,1,2,2-Tetrachloroethane	ND	ug/L	5.0	1		06/22/16 01:47	79-34-5	

REPORT OF LABORATORY ANALYSIS

This report shall not be reproduced, except in full,
without the written consent of Pace Analytical Services, Inc..

Pace Analytical®
www.pacelabs.com

Pace Analytical Services, Inc.
Not NELAP Accredited
4860 Blazer Parkway
Dublin, OH 43017
(614)486-5421

Pace Analytical Services, Inc.
7726 Moller Road
Indianapolis, IN 46268
(317)228-3100

ANALYTICAL RESULTS

Project: Bridgeton Landfill 2Q 2016 GW
Pace Project No.: 50146462

Sample: PZ-200-SS **Lab ID: 50146462040** Collected: 06/09/16 11:36 Received: 06/11/16 08:40 Matrix: Water

Parameters	Results	Units	Report Limit	DF	Prepared	Analyzed	CAS No.	Qual
8260 MSV	Analytical Method: EPA 8260							
Tetrachloroethene	ND	ug/L	5.0	1		06/22/16 01:47	127-18-4	
Toluene	ND	ug/L	5.0	1		06/22/16 01:47	108-88-3	
1,1,1-Trichloroethane	ND	ug/L	5.0	1		06/22/16 01:47	71-55-6	
1,1,2-Trichloroethane	ND	ug/L	5.0	1		06/22/16 01:47	79-00-5	
Trichloroethene	ND	ug/L	5.0	1		06/22/16 01:47	79-01-6	
Trichlorofluoromethane	ND	ug/L	10.0	1		06/22/16 01:47	75-69-4	
1,2,3-Trichloropropane	ND	ug/L	5.0	1		06/22/16 01:47	96-18-4	
Vinyl acetate	ND	ug/L	10.0	1		06/22/16 01:47	108-05-4	
Vinyl chloride	ND	ug/L	2.0	1		06/22/16 01:47	75-01-4	
Xylene (Total)	ND	ug/L	5.0	1		06/22/16 01:47	1330-20-7	
Surrogates								
Dibromofluoromethane (S)	104	%.	84-118	1		06/22/16 01:47	1868-53-7	
4-Bromofluorobenzene (S)	97	%.	79-116	1		06/22/16 01:47	460-00-4	
Toluene-d8 (S)	98	%.	86-110	1		06/22/16 01:47	2037-26-5	
2540C Total Dissolved Solids	Analytical Method: SM 2540C							
Total Dissolved Solids	**2150**	mg/L	10.0	1		06/13/16 10:00		
410.4 COD	Analytical Method: EPA 410.4 Preparation Method: EPA 410.4							
Chemical Oxygen Demand	**61.2**	mg/L	10.0	1	06/17/16 10:03	06/17/16 13:08		
353.2 Nitrogen, NO2/NO3 pres.	Analytical Method: EPA 353.2							
Nitrogen, NO2 plus NO3	ND	mg/L	4.0	40		06/14/16 12:18		D3
365.1 Total Phosphorus	Analytical Method: EPA 365.1 Preparation Method: EPA 365.1							
Phosphorus	**1.3**	mg/L	0.25	5	06/20/16 11:15	06/21/16 14:14	7723-14-0	
4500 Ammonia Water	Analytical Method: SM 4500-NH3 G							
Nitrogen, Ammonia	**0.81**	mg/L	0.10	1		06/16/16 13:20	7664-41-7	
5310C TOC	Analytical Method: SM 5310C							
Total Organic Carbon	**27.6**	mg/L	2.0	2		06/20/16 21:19	7440-44-0	

Sample: PZ-203-SS **Lab ID: 50146462041** Collected: 06/09/16 14:24 Received: 06/11/16 08:40 Matrix: Water

Parameters	Results	Units	Report Limit	DF	Prepared	Analyzed	CAS No.	Qual
Field Data	Analytical Method:							
Field pH	**7.11**	Std. Units		1		06/09/16 00:00		
Field Temperature	**18.5**	deg C		1		06/09/16 00:00		
Field Specific Conductance	**757**	umhos/cm		1		06/09/16 00:00		
Field Turbidity	**26.72**	NTU		1		06/09/16 00:00		
Total Well Depth	**111.34**	feet		1		06/09/16 00:00		
Elevation Water Level	**461.85**	ft/msl		1		06/09/16 00:00		
Collar Elevation	**486.44**	ft/msl		1		06/09/16 00:00		

REPORT OF LABORATORY ANALYSIS

This report shall not be reproduced, except in full,
without the written consent of Pace Analytical Services, Inc..

Pace Analytical
www.pacelabs.com

Pace Analytical Services, Inc.
Not NELAP Accredited
4860 Blazer Parkway
Dublin, OH 43017
(614)486-5421

Pace Analytical Services, Inc.
7726 Moller Road
Indianapolis, IN 46268
(317)228-3100

ANALYTICAL RESULTS

Project: Bridgeton Landfill 2Q 2016 GW
Pace Project No.: 50146462

Sample: PZ-203-SS **Lab ID: 50146462041** Collected: 06/09/16 14:24 Received: 06/11/16 08:40 Matrix: Water

Parameters	Results	Units	Report Limit	DF	Prepared	Analyzed	CAS No.	Qual
Field Data	Analytical Method:							
Depth to Water	**24.59**	feet		1		06/09/16 00:00		
9056 IC Anions	Analytical Method: EPA 9056							
Chloride	**8.5**	mg/L	0.25	1		06/14/16 03:10	16887-00-6	N2
Fluoride	**0.36**	mg/L	0.10	1		06/14/16 03:10	16984-48-8	N2
Sulfate	**55.5**	mg/L	2.5	10		06/14/16 03:22	14808-79-8	N2
6010 MET ICP	Analytical Method: EPA 6010 Preparation Method: EPA 3010							
Barium	**90.1**	ug/L	10.0	1	06/15/16 20:30	06/16/16 17:44	7440-39-3	
Boron	**113**	ug/L	100	1	06/15/16 20:30	06/16/16 17:44	7440-42-8	
Calcium	**93700**	ug/L	500	1	06/15/16 20:30	06/16/16 17:44	7440-70-2	
Cobalt	ND	ug/L	5.0	1	06/15/16 20:30	06/16/16 17:44	7440-48-4	
Iron	**1440**	ug/L	50.0	1	06/15/16 20:30	06/16/16 17:44	7439-89-6	
Magnesium	**42400**	ug/L	500	1	06/15/16 20:30	06/16/16 17:44	7439-95-4	
Manganese	**17.0**	ug/L	5.0	1	06/22/16 07:03	06/23/16 08:32	7439-96-5	
Nickel	ND	ug/L	10.0	1	06/15/16 20:30	06/16/16 17:44	7440-02-0	
Sodium	**7760**	ug/L	1000	1	06/15/16 20:30	06/16/16 17:44	7440-23-5	
Total Hardness by 2340B	**409000**	ug/L	1000	1	06/15/16 20:30	06/16/16 17:44		
Zinc	ND	ug/L	20.0	1	06/15/16 20:30	06/16/16 17:44	7440-66-6	
6020 MET ICPMS	Analytical Method: EPA 6020 Preparation Method: EPA 200.2							
Antimony	ND	ug/L	5.0	1	06/15/16 11:51	06/16/16 17:00	7440-36-0	
Arsenic	ND	ug/L	5.0	1	06/15/16 11:51	06/16/16 17:00	7440-38-2	
Beryllium	ND	ug/L	2.0	1	06/15/16 11:51	06/16/16 17:00	7440-41-7	
Cadmium	ND	ug/L	0.20	1	06/15/16 11:51	06/16/16 17:00	7440-43-9	
Chromium	ND	ug/L	5.0	1	06/15/16 11:51	06/16/16 17:00	7440-47-3	
Copper	ND	ug/L	5.0	1	06/15/16 11:51	06/16/16 17:00	7440-50-8	
Lead	ND	ug/L	5.0	1	06/15/16 11:51	06/16/16 17:00	7439-92-1	
Selenium	ND	ug/L	5.0	1	06/15/16 11:51	06/16/16 17:00	7782-49-2	
Silver	ND	ug/L	5.0	1	06/15/16 11:51	06/16/16 17:00	7440-22-4	
Thallium	ND	ug/L	2.0	1	06/15/16 11:51	06/16/16 17:00	7440-28-0	
Vanadium	ND	ug/L	10.0	1	06/15/16 11:51	06/16/16 17:00	7440-62-2	N2
7470 Mercury	Analytical Method: EPA 7470 Preparation Method: EPA 7470							
Mercury	ND	ug/L	0.20	1	06/18/16 12:00	06/20/16 09:39	7439-97-6	
8260 MSV	Analytical Method: EPA 8260							
Acetone	ND	ug/L	10.0	1		06/22/16 02:21	67-64-1	
Acrylonitrile	ND	ug/L	100	1		06/22/16 02:21	107-13-1	
Benzene	ND	ug/L	5.0	1		06/22/16 02:21	71-43-2	
Bromochloromethane	ND	ug/L	5.0	1		06/22/16 02:21	74-97-5	
Bromodichloromethane	ND	ug/L	5.0	1		06/22/16 02:21	75-27-4	
Bromoform	ND	ug/L	5.0	1		06/22/16 02:21	75-25-2	
Bromomethane	ND	ug/L	10.0	1		06/22/16 02:21	74-83-9	
2-Butanone (MEK)	ND	ug/L	10.0	1		06/22/16 02:21	78-93-3	
Carbon disulfide	ND	ug/L	10.0	1		06/22/16 02:21	75-15-0	

REPORT OF LABORATORY ANALYSIS

This report shall not be reproduced, except in full,
without the written consent of Pace Analytical Services, Inc..

Pace Analytical®
www.pacelabs.com

Pace Analytical Services, Inc.
Not NELAP Accredited
4860 Blazer Parkway
Dublin, OH 43017
(614)486-5421

Pace Analytical Services, Inc.
7726 Moller Road
Indianapolis, IN 46268
(317)228-3100

ANALYTICAL RESULTS

Project: Bridgeton Landfill 2Q 2016 GW
Pace Project No.: 50146462

Sample: PZ-203-SS **Lab ID: 50146462041** Collected: 06/09/16 14:24 Received: 06/11/16 08:40 Matrix: Water

Parameters	Results	Units	Report Limit	DF	Prepared	Analyzed	CAS No.	Qual
8260 MSV	Analytical Method: EPA 8260							
Carbon tetrachloride	ND	ug/L	5.0	1		06/22/16 02:21	56-23-5	
Chlorobenzene	ND	ug/L	5.0	1		06/22/16 02:21	108-90-7	
Chloroethane	ND	ug/L	10.0	1		06/22/16 02:21	75-00-3	
Chloroform	ND	ug/L	5.0	1		06/22/16 02:21	67-66-3	
Chloromethane	ND	ug/L	10.0	1		06/22/16 02:21	74-87-3	
1,2-Dibromo-3-chloropropane	ND	ug/L	5.0	1		06/22/16 02:21	96-12-8	
Dibromochloromethane	ND	ug/L	5.0	1		06/22/16 02:21	124-48-1	
1,2-Dibromoethane (EDB)	ND	ug/L	5.0	1		06/22/16 02:21	106-93-4	
Dibromomethane	ND	ug/L	10.0	1		06/22/16 02:21	74-95-3	
1,2-Dichlorobenzene	ND	ug/L	5.0	1		06/22/16 02:21	95-50-1	
1,4-Dichlorobenzene	ND	ug/L	5.0	1		06/22/16 02:21	106-46-7	
trans-1,4-Dichloro-2-butene	ND	ug/L	10.0	1		06/22/16 02:21	110-57-6	
1,1-Dichloroethane	ND	ug/L	5.0	1		06/22/16 02:21	75-34-3	
1,2-Dichloroethane	ND	ug/L	5.0	1		06/22/16 02:21	107-06-2	
1,1-Dichloroethene	ND	ug/L	5.0	1		06/22/16 02:21	75-35-4	
cis-1,2-Dichloroethene	ND	ug/L	5.0	1		06/22/16 02:21	156-59-2	
trans-1,2-Dichloroethene	ND	ug/L	5.0	1		06/22/16 02:21	156-60-5	
1,2-Dichloropropane	ND	ug/L	5.0	1		06/22/16 02:21	78-87-5	
cis-1,3-Dichloropropene	ND	ug/L	5.0	1		06/22/16 02:21	10061-01-5	
trans-1,3-Dichloropropene	ND	ug/L	5.0	1		06/22/16 02:21	10061-02-6	
Ethylbenzene	ND	ug/L	5.0	1		06/22/16 02:21	100-41-4	
2-Hexanone	ND	ug/L	10.0	1		06/22/16 02:21	591-78-6	
Iodomethane	ND	ug/L	5.0	1		06/22/16 02:21	74-88-4	
Methylene Chloride	ND	ug/L	5.0	1		06/22/16 02:21	75-09-2	
4-Methyl-2-pentanone (MIBK)	ND	ug/L	10.0	1		06/22/16 02:21	108-10-1	
Styrene	ND	ug/L	5.0	1		06/22/16 02:21	100-42-5	
1,1,1,2-Tetrachloroethane	ND	ug/L	5.0	1		06/22/16 02:21	630-20-6	
1,1,2,2-Tetrachloroethane	ND	ug/L	5.0	1		06/22/16 02:21	79-34-5	
Tetrachloroethene	ND	ug/L	5.0	1		06/22/16 02:21	127-18-4	
Toluene	ND	ug/L	5.0	1		06/22/16 02:21	108-88-3	
1,1,1-Trichloroethane	ND	ug/L	5.0	1		06/22/16 02:21	71-55-6	
1,1,2-Trichloroethane	ND	ug/L	5.0	1		06/22/16 02:21	79-00-5	
Trichloroethene	ND	ug/L	5.0	1		06/22/16 02:21	79-01-6	
Trichlorofluoromethane	ND	ug/L	10.0	1		06/22/16 02:21	75-69-4	
1,2,3-Trichloropropane	ND	ug/L	5.0	1		06/22/16 02:21	96-18-4	
Vinyl acetate	ND	ug/L	10.0	1		06/22/16 02:21	108-05-4	
Vinyl chloride	ND	ug/L	2.0	1		06/22/16 02:21	75-01-4	
Xylene (Total)	ND	ug/L	5.0	1		06/22/16 02:21	1330-20-7	
Surrogates								
Dibromofluoromethane (S)	102	%.	84-118	1		06/22/16 02:21	1868-53-7	
4-Bromofluorobenzene (S)	99	%.	79-116	1		06/22/16 02:21	460-00-4	
Toluene-d8 (S)	99	%.	86-110	1		06/22/16 02:21	2037-26-5	
2540C Total Dissolved Solids	Analytical Method: SM 2540C							
Total Dissolved Solids	**441**	mg/L	10.0	1		06/13/16 10:00		

REPORT OF LABORATORY ANALYSIS

This report shall not be reproduced, except in full,
without the written consent of Pace Analytical Services, Inc..

Pace Analytical®
www.pacelabs.com

Pace Analytical Services, Inc.
Not NELAP Accredited
4860 Blazer Parkway
Dublin, OH 43017
(614)486-5421

Pace Analytical Services, Inc.
7726 Moller Road
Indianapolis, IN 46268
(317)228-3100

ANALYTICAL RESULTS

Project: Bridgeton Landfill 2Q 2016 GW
Pace Project No.: 50146462

Sample: PZ-203-SS **Lab ID: 50146462041** Collected: 06/09/16 14:24 Received: 06/11/16 08:40 Matrix: Water

Parameters	Results	Units	Report Limit	DF	Prepared	Analyzed	CAS No.	Qual
410.4 COD	Analytical Method: EPA 410.4 Preparation Method: EPA 410.4							
Chemical Oxygen Demand	**23.0**	mg/L	10.0	1	06/17/16 10:03	06/17/16 13:08		
353.2 Nitrogen, NO2/NO3 pres.	Analytical Method: EPA 353.2							
Nitrogen, NO2 plus NO3	ND	mg/L	0.10	1		06/14/16 12:06		
365.1 Total Phosphorus	Analytical Method: EPA 365.1 Preparation Method: EPA 365.1							
Phosphorus	ND	mg/L	0.050	1	06/20/16 11:15	06/21/16 13:51	7723-14-0	
4500 Ammonia Water	Analytical Method: SM 4500-NH3 G							
Nitrogen, Ammonia	ND	mg/L	0.10	1		06/16/16 13:24	7664-41-7	
5310C TOC	Analytical Method: SM 5310C							
Total Organic Carbon	**21.3**	mg/L	2.0	2		06/20/16 21:50	7440-44-0	

Sample: PZ-204A-SS **Lab ID: 50146462042** Collected: 06/09/16 15:21 Received: 06/11/16 08:40 Matrix: Water

Parameters	Results	Units	Report Limit	DF	Prepared	Analyzed	CAS No.	Qual
Field Data	Analytical Method:							
Field pH	**6.55**	Std. Units		1		06/09/16 00:00		
Field Temperature	**17.9**	deg C		1		06/09/16 00:00		
Field Specific Conductance	**6200**	umhos/cm		1		06/09/16 00:00		
Field Turbidity	**40.75**	NTU		1		06/09/16 00:00		
Total Well Depth	**84.23**	feet		1		06/09/16 00:00		
Elevation Water Level	**458.36**	ft/msl		1		06/09/16 00:00		
Collar Elevation	**462.60**	ft/msl		1		06/09/16 00:00		
Depth to Water	**4.24**	feet		1		06/09/16 00:00		
9056 IC Anions	Analytical Method: EPA 9056							
Chloride	**1150**	mg/L	250	1000		06/14/16 18:47	16887-00-6	N2
Fluoride	ND	mg/L	0.10	1		06/14/16 03:39	16984-48-8	N2
Sulfate	**579**	mg/L	25.0	100		06/14/16 18:30	14808-79-8	N2
6010 MET ICP	Analytical Method: EPA 6010 Preparation Method: EPA 3010							
Barium	**286**	ug/L	10.0	1	06/15/16 20:30	06/16/16 17:47	7440-39-3	
Boron	**217**	ug/L	100	1	06/15/16 20:30	06/16/16 17:47	7440-42-8	
Calcium	**789000**	ug/L	5000	10	06/15/16 20:30	06/17/16 08:13	7440-70-2	
Cobalt	**16.6**	ug/L	5.0	1	06/15/16 20:30	06/16/16 17:47	7440-48-4	
Iron	**59700**	ug/L	50.0	1	06/15/16 20:30	06/16/16 17:47	7439-89-6	
Magnesium	**256000**	ug/L	500	1	06/15/16 20:30	06/16/16 17:47	7439-95-4	
Manganese	**4620**	ug/L	5.0	1	06/15/16 20:30	06/16/16 17:47	7439-96-5	B
Nickel	**66.6**	ug/L	10.0	1	06/15/16 20:30	06/16/16 17:47	7440-02-0	
Sodium	**471000**	ug/L	10000	10	06/15/16 20:30	06/17/16 08:13	7440-23-5	
Total Hardness by 2340B	**3030000**	ug/L	10000	10	06/15/16 20:30	06/17/16 08:13		
Zinc	**27.9**	ug/L	20.0	1	06/15/16 20:30	06/16/16 17:47	7440-66-6	

REPORT OF LABORATORY ANALYSIS

This report shall not be reproduced, except in full,
without the written consent of Pace Analytical Services, Inc..

Pace Analytical®
www.pacelabs.com

Pace Analytical Services, Inc.
Not NELAP Accredited
4860 Blazer Parkway
Dublin, OH 43017
(614)486-5421

Pace Analytical Services, Inc.
7726 Moller Road
Indianapolis, IN 46268
(317)228-3100

ANALYTICAL RESULTS

Project: Bridgeton Landfill 2Q 2016 GW
Pace Project No.: 50146462

Sample: PZ-204A-SS **Lab ID: 50146462042** Collected: 06/09/16 15:21 Received: 06/11/16 08:40 Matrix: Water

Parameters	Results	Units	Report Limit	DF	Prepared	Analyzed	CAS No.	Qual
6020 MET ICPMS	Analytical Method: EPA 6020 Preparation Method: EPA 200.2							
Antimony	ND	ug/L	5.0	1	06/15/16 11:51	06/16/16 17:58	7440-36-0	
Arsenic	**46.9**	ug/L	5.0	1	06/15/16 11:51	06/16/16 17:58	7440-38-2	
Beryllium	ND	ug/L	2.0	1	06/15/16 11:51	06/16/16 17:58	7440-41-7	
Cadmium	**0.20**	ug/L	0.20	1	06/15/16 11:51	06/16/16 17:58	7440-43-9	
Chromium	**12.4**	ug/L	5.0	1	06/15/16 11:51	06/16/16 17:58	7440-47-3	
Copper	ND	ug/L	5.0	1	06/15/16 11:51	06/16/16 17:58	7440-50-8	
Lead	ND	ug/L	5.0	1	06/15/16 11:51	06/16/16 17:58	7439-92-1	
Selenium	ND	ug/L	5.0	1	06/15/16 11:51	06/16/16 17:58	7782-49-2	
Silver	ND	ug/L	5.0	1	06/15/16 11:51	06/16/16 17:58	7440-22-4	
Thallium	ND	ug/L	2.0	1	06/15/16 11:51	06/16/16 17:58	7440-28-0	
Vanadium	**11.6**	ug/L	10.0	1	06/15/16 11:51	06/16/16 17:58	7440-62-2	N2
7470 Mercury	Analytical Method: EPA 7470 Preparation Method: EPA 7470							
Mercury	ND	ug/L	0.20	1	06/18/16 12:00	06/20/16 09:41	7439-97-6	
8260 MSV	Analytical Method: EPA 8260							
Acetone	ND	ug/L	10.0	1		06/22/16 02:55	67-64-1	
Acrylonitrile	ND	ug/L	100	1		06/22/16 02:55	107-13-1	
Benzene	ND	ug/L	5.0	1		06/22/16 02:55	71-43-2	
Bromochloromethane	ND	ug/L	5.0	1		06/22/16 02:55	74-97-5	
Bromodichloromethane	ND	ug/L	5.0	1		06/22/16 02:55	75-27-4	
Bromoform	ND	ug/L	5.0	1		06/22/16 02:55	75-25-2	
Bromomethane	ND	ug/L	10.0	1		06/22/16 02:55	74-83-9	
2-Butanone (MEK)	ND	ug/L	10.0	1		06/22/16 02:55	78-93-3	
Carbon disulfide	ND	ug/L	10.0	1		06/22/16 02:55	75-15-0	
Carbon tetrachloride	ND	ug/L	5.0	1		06/22/16 02:55	56-23-5	
Chlorobenzene	ND	ug/L	5.0	1		06/22/16 02:55	108-90-7	
Chloroethane	ND	ug/L	10.0	1		06/22/16 02:55	75-00-3	
Chloroform	ND	ug/L	5.0	1		06/22/16 02:55	67-66-3	
Chloromethane	ND	ug/L	10.0	1		06/22/16 02:55	74-87-3	
1,2-Dibromo-3-chloropropane	ND	ug/L	5.0	1		06/22/16 02:55	96-12-8	
Dibromochloromethane	ND	ug/L	5.0	1		06/22/16 02:55	124-48-1	
1,2-Dibromoethane (EDB)	ND	ug/L	5.0	1		06/22/16 02:55	106-93-4	
Dibromomethane	ND	ug/L	10.0	1		06/22/16 02:55	74-95-3	
1,2-Dichlorobenzene	ND	ug/L	5.0	1		06/22/16 02:55	95-50-1	
1,4-Dichlorobenzene	ND	ug/L	5.0	1		06/22/16 02:55	106-46-7	
trans-1,4-Dichloro-2-butene	ND	ug/L	10.0	1		06/22/16 02:55	110-57-6	
1,1-Dichloroethane	ND	ug/L	5.0	1		06/22/16 02:55	75-34-3	
1,2-Dichloroethane	ND	ug/L	5.0	1		06/22/16 02:55	107-06-2	
1,1-Dichloroethene	ND	ug/L	5.0	1		06/22/16 02:55	75-35-4	
cis-1,2-Dichloroethene	ND	ug/L	5.0	1		06/22/16 02:55	156-59-2	
trans-1,2-Dichloroethene	ND	ug/L	5.0	1		06/22/16 02:55	156-60-5	
1,2-Dichloropropane	ND	ug/L	5.0	1		06/22/16 02:55	78-87-5	
cis-1,3-Dichloropropene	ND	ug/L	5.0	1		06/22/16 02:55	10061-01-5	
trans-1,3-Dichloropropene	ND	ug/L	5.0	1		06/22/16 02:55	10061-02-6	
Ethylbenzene	ND	ug/L	5.0	1		06/22/16 02:55	100-41-4	

REPORT OF LABORATORY ANALYSIS

This report shall not be reproduced, except in full,
without the written consent of Pace Analytical Services, Inc..

Pace Analytical®
www.pacelabs.com

Pace Analytical Services, Inc.
Not NELAP Accredited
4860 Blazer Parkway
Dublin, OH 43017
(614)486-5421

Pace Analytical Services, Inc.
7726 Moller Road
Indianapolis, IN 46268
(317)228-3100

ANALYTICAL RESULTS

Project: Bridgeton Landfill 2Q 2016 GW
Pace Project No.: 50146462

Sample: PZ-204A-SS **Lab ID: 50146462042** Collected: 06/09/16 15:21 Received: 06/11/16 08:40 Matrix: Water

Parameters	Results	Units	Report Limit	DF	Prepared	Analyzed	CAS No.	Qual
8260 MSV	Analytical Method: EPA 8260							
2-Hexanone	ND	ug/L	10.0	1		06/22/16 02:55	591-78-6	
Iodomethane	ND	ug/L	5.0	1		06/22/16 02:55	74-88-4	
Methylene Chloride	ND	ug/L	5.0	1		06/22/16 02:55	75-09-2	
4-Methyl-2-pentanone (MIBK)	ND	ug/L	10.0	1		06/22/16 02:55	108-10-1	
Styrene	ND	ug/L	5.0	1		06/22/16 02:55	100-42-5	
1,1,1,2-Tetrachloroethane	ND	ug/L	5.0	1		06/22/16 02:55	630-20-6	
1,1,2,2-Tetrachloroethane	ND	ug/L	5.0	1		06/22/16 02:55	79-34-5	
Tetrachloroethene	ND	ug/L	5.0	1		06/22/16 02:55	127-18-4	
Toluene	ND	ug/L	5.0	1		06/22/16 02:55	108-88-3	
1,1,1-Trichloroethane	ND	ug/L	5.0	1		06/22/16 02:55	71-55-6	
1,1,2-Trichloroethane	ND	ug/L	5.0	1		06/22/16 02:55	79-00-5	
Trichloroethene	ND	ug/L	5.0	1		06/22/16 02:55	79-01-6	
Trichlorofluoromethane	ND	ug/L	10.0	1		06/22/16 02:55	75-69-4	
1,2,3-Trichloropropane	ND	ug/L	5.0	1		06/22/16 02:55	96-18-4	
Vinyl acetate	ND	ug/L	10.0	1		06/22/16 02:55	108-05-4	
Vinyl chloride	ND	ug/L	2.0	1		06/22/16 02:55	75-01-4	
Xylene (Total)	ND	ug/L	5.0	1		06/22/16 02:55	1330-20-7	
Surrogates								
Dibromofluoromethane (S)	103	%.	84-118	1		06/22/16 02:55	1868-53-7	
4-Bromofluorobenzene (S)	97	%.	79-116	1		06/22/16 02:55	460-00-4	
Toluene-d8 (S)	99	%.	86-110	1		06/22/16 02:55	2037-26-5	
2540C Total Dissolved Solids	Analytical Method: SM 2540C							
Total Dissolved Solids	**4660**	mg/L	16.7	1		06/13/16 10:00		
410.4 COD	Analytical Method: EPA 410.4 Preparation Method: EPA 410.4							
Chemical Oxygen Demand	**922**	mg/L	10.0	1	06/17/16 12:20	06/17/16 17:04		
353.2 Nitrogen, NO2/NO3 pres.	Analytical Method: EPA 353.2							
Nitrogen, NO2 plus NO3	ND	mg/L	2.5	25		06/14/16 12:09		D3
365.1 Total Phosphorus	Analytical Method: EPA 365.1 Preparation Method: EPA 365.1							
Phosphorus	**0.60**	mg/L	0.050	1	06/20/16 11:15	06/21/16 13:51	7723-14-0	
4500 Ammonia Water	Analytical Method: SM 4500-NH3 G							
Nitrogen, Ammonia	**1.0**	mg/L	0.10	1		06/16/16 13:25	7664-41-7	
5310C TOC	Analytical Method: SM 5310C							
Total Organic Carbon	**191**	mg/L	40.0	40		06/21/16 09:49	7440-44-0	

REPORT OF LABORATORY ANALYSIS

This report shall not be reproduced, except in full,
without the written consent of Pace Analytical Services, Inc..

Pace Analytical
www.pacelabs.com

Pace Analytical Services, Inc.
Not NELAP Accredited
4860 Blazer Parkway
Dublin, OH 43017
(614)486-5421

Pace Analytical Services, Inc.
7726 Moller Road
Indianapolis, IN 46268
(317)228-3100

ANALYTICAL RESULTS

Project: Bridgeton Landfill 2Q 2016 GW
Pace Project No.: 50146462

Sample: PZ-100-SD **Lab ID: 50146462043** Collected: 06/10/16 09:23 Received: 06/11/16 08:40 Matrix: Water

Parameters	Results	Units	Report Limit	DF	Prepared	Analyzed	CAS No.	Qual
Field Data	Analytical Method:							
Field pH	**7.16**	Std. Units		1		06/10/16 00:00		
Field Temperature	**17.3**	deg C		1		06/10/16 00:00		
Field Specific Conductance	**599**	umhos/cm		1		06/10/16 00:00		
Field Turbidity	**4.82**	NTU		1		06/10/16 00:00		
Total Well Depth	**96.19**	feet		1		06/10/16 00:00		
Elevation Water Level	**454.64**	ft/msl		1		06/10/16 00:00		
Collar Elevation	**485.72**	ft/msl		1		06/10/16 00:00		
Depth to Water	**31.08**	feet		1		06/10/16 00:00		
9056 IC Anions	Analytical Method: EPA 9056							
Chloride	**1.9**	mg/L	0.25	1		06/14/16 04:04	16887-00-6	N2
Fluoride	**1.9**	mg/L	0.10	1		06/14/16 04:04	16984-48-8	N2
Sulfate	**10.1**	mg/L	0.25	1		06/14/16 04:04	14808-79-8	N2
6010 MET ICP	Analytical Method: EPA 6010 Preparation Method: EPA 3010							
Barium	**302**	ug/L	10.0	1	06/15/16 20:30	06/16/16 17:50	7440-39-3	
Boron	ND	ug/L	100	1	06/15/16 20:30	06/16/16 17:50	7440-42-8	
Calcium	**74200**	ug/L	500	1	06/15/16 20:30	06/16/16 17:50	7440-70-2	
Cobalt	ND	ug/L	5.0	1	06/15/16 20:30	06/16/16 17:50	7440-48-4	
Iron	**618**	ug/L	50.0	1	06/15/16 20:30	06/16/16 17:50	7439-89-6	
Magnesium	**33800**	ug/L	500	1	06/15/16 20:30	06/16/16 17:50	7439-95-4	
Manganese	**49.2**	ug/L	5.0	1	06/22/16 07:03	06/23/16 08:35	7439-96-5	
Nickel	ND	ug/L	10.0	1	06/15/16 20:30	06/16/16 17:50	7440-02-0	
Sodium	**6920**	ug/L	1000	1	06/15/16 20:30	06/16/16 17:50	7440-23-5	
Total Hardness by 2340B	**325000**	ug/L	1000	1	06/15/16 20:30	06/16/16 17:50		
Zinc	ND	ug/L	20.0	1	06/15/16 20:30	06/16/16 17:50	7440-66-6	
6020 MET ICPMS	Analytical Method: EPA 6020 Preparation Method: EPA 200.2							
Antimony	ND	ug/L	5.0	1	06/15/16 11:51	06/16/16 17:05	7440-36-0	
Arsenic	ND	ug/L	5.0	1	06/15/16 11:51	06/16/16 17:05	7440-38-2	
Beryllium	ND	ug/L	2.0	1	06/15/16 11:51	06/16/16 17:05	7440-41-7	
Cadmium	ND	ug/L	0.20	1	06/15/16 11:51	06/16/16 17:05	7440-43-9	
Chromium	ND	ug/L	5.0	1	06/15/16 11:51	06/16/16 17:05	7440-47-3	
Copper	ND	ug/L	5.0	1	06/15/16 11:51	06/16/16 17:05	7440-50-8	
Lead	ND	ug/L	5.0	1	06/15/16 11:51	06/16/16 17:05	7439-92-1	
Selenium	ND	ug/L	5.0	1	06/15/16 11:51	06/16/16 17:05	7782-49-2	
Silver	ND	ug/L	5.0	1	06/15/16 11:51	06/16/16 17:05	7440-22-4	
Thallium	ND	ug/L	2.0	1	06/15/16 11:51	06/16/16 17:05	7440-28-0	
Vanadium	ND	ug/L	10.0	1	06/15/16 11:51	06/16/16 17:05	7440-62-2	N2
7470 Mercury	Analytical Method: EPA 7470 Preparation Method: EPA 7470							
Mercury	ND	ug/L	0.20	1	06/18/16 12:00	06/20/16 09:43	7439-97-6	
8260 MSV	Analytical Method: EPA 8260							
Acetone	ND	ug/L	10.0	1		06/23/16 06:20	67-64-1	
Acrylonitrile	ND	ug/L	100	1		06/23/16 06:20	107-13-1	

REPORT OF LABORATORY ANALYSIS

This report shall not be reproduced, except in full,
without the written consent of Pace Analytical Services, Inc..

Pace Analytical
www.pacelabs.com

Pace Analytical Services, Inc.
Not NELAP Accredited
4860 Blazer Parkway
Dublin, OH 43017
(614)486-5421

Pace Analytical Services, Inc.
7726 Moller Road
Indianapolis, IN 46268
(317)228-3100

ANALYTICAL RESULTS

Project: Bridgeton Landfill 2Q 2016 GW
Pace Project No.: 50146462

Sample: PZ-100-SD **Lab ID: 50146462043** Collected: 06/10/16 09:23 Received: 06/11/16 08:40 Matrix: Water

Parameters	Results	Units	Report Limit	DF	Prepared	Analyzed	CAS No.	Qual
8260 MSV	Analytical Method: EPA 8260							
Benzene	ND	ug/L	5.0	1		06/23/16 06:20	71-43-2	
Bromochloromethane	ND	ug/L	5.0	1		06/23/16 06:20	74-97-5	
Bromodichloromethane	ND	ug/L	5.0	1		06/23/16 06:20	75-27-4	
Bromoform	ND	ug/L	5.0	1		06/23/16 06:20	75-25-2	
Bromomethane	ND	ug/L	10.0	1		06/23/16 06:20	74-83-9	
2-Butanone (MEK)	ND	ug/L	10.0	1		06/23/16 06:20	78-93-3	
Carbon disulfide	ND	ug/L	10.0	1		06/23/16 06:20	75-15-0	
Carbon tetrachloride	ND	ug/L	5.0	1		06/23/16 06:20	56-23-5	
Chlorobenzene	ND	ug/L	5.0	1		06/23/16 06:20	108-90-7	
Chloroethane	ND	ug/L	10.0	1		06/23/16 06:20	75-00-3	
Chloroform	ND	ug/L	5.0	1		06/23/16 06:20	67-66-3	
Chloromethane	ND	ug/L	10.0	1		06/23/16 06:20	74-87-3	
1,2-Dibromo-3-chloropropane	ND	ug/L	5.0	1		06/23/16 06:20	96-12-8	
Dibromochloromethane	ND	ug/L	5.0	1		06/23/16 06:20	124-48-1	
1,2-Dibromoethane (EDB)	ND	ug/L	5.0	1		06/23/16 06:20	106-93-4	
Dibromomethane	ND	ug/L	10.0	1		06/23/16 06:20	74-95-3	
1,2-Dichlorobenzene	ND	ug/L	5.0	1		06/23/16 06:20	95-50-1	
1,4-Dichlorobenzene	ND	ug/L	5.0	1		06/23/16 06:20	106-46-7	
trans-1,4-Dichloro-2-butene	ND	ug/L	10.0	1		06/23/16 06:20	110-57-6	
1,1-Dichloroethane	ND	ug/L	5.0	1		06/23/16 06:20	75-34-3	
1,2-Dichloroethane	ND	ug/L	5.0	1		06/23/16 06:20	107-06-2	
1,1-Dichloroethene	ND	ug/L	5.0	1		06/23/16 06:20	75-35-4	
cis-1,2-Dichloroethene	ND	ug/L	5.0	1		06/23/16 06:20	156-59-2	
trans-1,2-Dichloroethene	ND	ug/L	5.0	1		06/23/16 06:20	156-60-5	
1,2-Dichloropropane	ND	ug/L	5.0	1		06/23/16 06:20	78-87-5	
cis-1,3-Dichloropropene	ND	ug/L	5.0	1		06/23/16 06:20	10061-01-5	
trans-1,3-Dichloropropene	ND	ug/L	5.0	1		06/23/16 06:20	10061-02-6	
Ethylbenzene	ND	ug/L	5.0	1		06/23/16 06:20	100-41-4	
2-Hexanone	ND	ug/L	10.0	1		06/23/16 06:20	591-78-6	
Iodomethane	ND	ug/L	5.0	1		06/23/16 06:20	74-88-4	
Methylene Chloride	ND	ug/L	5.0	1		06/23/16 06:20	75-09-2	
4-Methyl-2-pentanone (MIBK)	ND	ug/L	10.0	1		06/23/16 06:20	108-10-1	
Styrene	ND	ug/L	5.0	1		06/23/16 06:20	100-42-5	
1,1,1,2-Tetrachloroethane	ND	ug/L	5.0	1		06/23/16 06:20	630-20-6	
1,1,2,2-Tetrachloroethane	ND	ug/L	5.0	1		06/23/16 06:20	79-34-5	
Tetrachloroethene	ND	ug/L	5.0	1		06/23/16 06:20	127-18-4	
Toluene	ND	ug/L	5.0	1		06/23/16 06:20	108-88-3	
1,1,1-Trichloroethane	ND	ug/L	5.0	1		06/23/16 06:20	71-55-6	
1,1,2-Trichloroethane	ND	ug/L	5.0	1		06/23/16 06:20	79-00-5	
Trichloroethene	ND	ug/L	5.0	1		06/23/16 06:20	79-01-6	
Trichlorofluoromethane	ND	ug/L	10.0	1		06/23/16 06:20	75-69-4	
1,2,3-Trichloropropane	ND	ug/L	5.0	1		06/23/16 06:20	96-18-4	
Vinyl acetate	ND	ug/L	10.0	1		06/23/16 06:20	108-05-4	
Vinyl chloride	ND	ug/L	2.0	1		06/23/16 06:20	75-01-4	
Xylene (Total)	ND	ug/L	5.0	1		06/23/16 06:20	1330-20-7	
Surrogates								
Dibromofluoromethane (S)	101	%.	84-118	1		06/23/16 06:20	1868-53-7	

REPORT OF LABORATORY ANALYSIS

This report shall not be reproduced, except in full,
without the written consent of Pace Analytical Services, Inc..

Pace Analytical
www.pacelabs.com

Pace Analytical Services, Inc.
Not NELAP Accredited
4860 Blazer Parkway
Dublin, OH 43017
(614)486-5421

Pace Analytical Services, Inc.
7726 Moller Road
Indianapolis, IN 46268
(317)228-3100

ANALYTICAL RESULTS

Project: Bridgeton Landfill 2Q 2016 GW
Pace Project No.: 50146462

Sample: PZ-100-SD **Lab ID: 50146462043** Collected: 06/10/16 09:23 Received: 06/11/16 08:40 Matrix: Water

Parameters	Results	Units	Report Limit	DF	Prepared	Analyzed	CAS No.	Qual
8260 MSV	Analytical Method: EPA 8260							
Surrogates								
4-Bromofluorobenzene (S)	93	%.	79-116	1		06/23/16 06:20	460-00-4	
Toluene-d8 (S)	99	%.	86-110	1		06/23/16 06:20	2037-26-5	
2540C Total Dissolved Solids	Analytical Method: SM 2540C							
Total Dissolved Solids	**316**	mg/L	10.0	1		06/13/16 10:00		
410.4 COD	Analytical Method: EPA 410.4 Preparation Method: EPA 410.4							
Chemical Oxygen Demand	ND	mg/L	10.0	1	06/17/16 10:03	06/17/16 13:08		
353.2 Nitrogen, NO2/NO3 pres.	Analytical Method: EPA 353.2							
Nitrogen, NO2 plus NO3	ND	mg/L	0.10	1		06/14/16 12:19		
365.1 Total Phosphorus	Analytical Method: EPA 365.1 Preparation Method: EPA 365.1							
Phosphorus	ND	mg/L	0.050	1	06/20/16 11:15	06/21/16 13:52	7723-14-0	
4500 Ammonia Water	Analytical Method: SM 4500-NH3 G							
Nitrogen, Ammonia	**0.35**	mg/L	0.10	1		06/16/16 13:26	7664-41-7	
5310C TOC	Analytical Method: SM 5310C							
Total Organic Carbon	**15.5**	mg/L	2.0	2		06/21/16 00:20	7440-44-0	

Sample: PZ-100-SS **Lab ID: 50146462044** Collected: 06/10/16 09:53 Received: 06/11/16 08:40 Matrix: Water

Parameters	Results	Units	Report Limit	DF	Prepared	Analyzed	CAS No.	Qual
Field Data	Analytical Method:							
Field pH	**7.05**	Std. Units		1		06/10/16 00:00		
Field Temperature	**17.3**	deg C		1		06/10/16 00:00		
Field Specific Conductance	**783**	umhos/cm		1		06/10/16 00:00		
Field Turbidity	**6.42**	NTU		1		06/10/16 00:00		
Total Well Depth	**89.09**	feet		1		06/10/16 00:00		
Elevation Water Level	**456.39**	ft/msl		1		06/10/16 00:00		
Collar Elevation	**485.75**	ft/msl		1		06/10/16 00:00		
Depth to Water	**29.36**	feet		1		06/10/16 00:00		
9056 IC Anions	Analytical Method: EPA 9056							
Chloride	**3.8**	mg/L	0.25	1		06/14/16 04:34	16887-00-6	N2
Fluoride	**0.46**	mg/L	0.10	1		06/14/16 04:34	16984-48-8	N2
Sulfate	**41.2**	mg/L	2.5	10		06/14/16 04:46	14808-79-8	N2
6010 MET ICP	Analytical Method: EPA 6010 Preparation Method: EPA 3010							
Barium	**64.6**	ug/L	10.0	1	06/15/16 20:30	06/16/16 17:53	7440-39-3	
Boron	**113**	ug/L	100	1	06/15/16 20:30	06/16/16 17:53	7440-42-8	

REPORT OF LABORATORY ANALYSIS

This report shall not be reproduced, except in full,
without the written consent of Pace Analytical Services, Inc..

Pace Analytical
www.pacelabs.com

Pace Analytical Services, Inc.
Not NELAP Accredited
4860 Blazer Parkway
Dublin, OH 43017
(614)486-5421

Pace Analytical Services, Inc.
7726 Moller Road
Indianapolis, IN 46268
(317)228-3100

ANALYTICAL RESULTS

Project: Bridgeton Landfill 2Q 2016 GW
Pace Project No.: 50146462

Sample: PZ-100-SS **Lab ID: 50146462044** Collected: 06/10/16 09:53 Received: 06/11/16 08:40 Matrix: Water

Parameters	Results	Units	Report Limit	DF	Prepared	Analyzed	CAS No.	Qual
6010 MET ICP	Analytical Method: EPA 6010 Preparation Method: EPA 3010							
Calcium	**88900**	ug/L	500	1	06/15/16 20:30	06/16/16 17:53	7440-70-2	
Cobalt	ND	ug/L	5.0	1	06/15/16 20:30	06/16/16 17:53	7440-48-4	
Iron	ND	ug/L	50.0	1	06/15/16 20:30	06/16/16 17:53	7439-89-6	
Magnesium	**49500**	ug/L	500	1	06/15/16 20:30	06/16/16 17:53	7439-95-4	
Manganese	ND	ug/L	5.0	1	06/15/16 20:30	06/16/16 17:53	7439-96-5	B
Nickel	**10.1**	ug/L	10.0	1	06/15/16 20:30	06/16/16 17:53	7440-02-0	
Sodium	**10900**	ug/L	1000	1	06/15/16 20:30	06/16/16 17:53	7440-23-5	
Total Hardness by 2340B	**426000**	ug/L	1000	1	06/15/16 20:30	06/16/16 17:53		
Zinc	ND	ug/L	20.0	1	06/15/16 20:30	06/16/16 17:53	7440-66-6	
6020 MET ICPMS	Analytical Method: EPA 6020 Preparation Method: EPA 200.2							
Antimony	ND	ug/L	5.0	1	06/15/16 11:51	06/16/16 17:09	7440-36-0	
Arsenic	ND	ug/L	5.0	1	06/15/16 11:51	06/16/16 17:09	7440-38-2	
Beryllium	ND	ug/L	2.0	1	06/15/16 11:51	06/16/16 17:09	7440-41-7	
Cadmium	ND	ug/L	0.20	1	06/15/16 11:51	06/16/16 17:09	7440-43-9	
Chromium	ND	ug/L	5.0	1	06/15/16 11:51	06/16/16 17:09	7440-47-3	
Copper	ND	ug/L	5.0	1	06/15/16 11:51	06/16/16 17:09	7440-50-8	
Lead	ND	ug/L	5.0	1	06/15/16 11:51	06/16/16 17:09	7439-92-1	
Selenium	ND	ug/L	5.0	1	06/15/16 11:51	06/16/16 17:09	7782-49-2	
Silver	ND	ug/L	5.0	1	06/15/16 11:51	06/16/16 17:09	7440-22-4	
Thallium	ND	ug/L	2.0	1	06/15/16 11:51	06/16/16 17:09	7440-28-0	
Vanadium	ND	ug/L	10.0	1	06/15/16 11:51	06/16/16 17:09	7440-62-2	N2
7470 Mercury	Analytical Method: EPA 7470 Preparation Method: EPA 7470							
Mercury	ND	ug/L	0.20	1	06/18/16 12:00	06/20/16 09:45	7439-97-6	
8260 MSV	Analytical Method: EPA 8260							
Acetone	ND	ug/L	10.0	1		06/23/16 06:55	67-64-1	
Acrylonitrile	ND	ug/L	100	1		06/23/16 06:55	107-13-1	
Benzene	ND	ug/L	5.0	1		06/23/16 06:55	71-43-2	
Bromochloromethane	ND	ug/L	5.0	1		06/23/16 06:55	74-97-5	
Bromodichloromethane	ND	ug/L	5.0	1		06/23/16 06:55	75-27-4	
Bromoform	ND	ug/L	5.0	1		06/23/16 06:55	75-25-2	
Bromomethane	ND	ug/L	10.0	1		06/23/16 06:55	74-83-9	
2-Butanone (MEK)	ND	ug/L	10.0	1		06/23/16 06:55	78-93-3	
Carbon disulfide	ND	ug/L	10.0	1		06/23/16 06:55	75-15-0	
Carbon tetrachloride	ND	ug/L	5.0	1		06/23/16 06:55	56-23-5	
Chlorobenzene	ND	ug/L	5.0	1		06/23/16 06:55	108-90-7	
Chloroethane	ND	ug/L	10.0	1		06/23/16 06:55	75-00-3	
Chloroform	ND	ug/L	5.0	1		06/23/16 06:55	67-66-3	
Chloromethane	ND	ug/L	10.0	1		06/23/16 06:55	74-87-3	
1,2-Dibromo-3-chloropropane	ND	ug/L	5.0	1		06/23/16 06:55	96-12-8	
Dibromochloromethane	ND	ug/L	5.0	1		06/23/16 06:55	124-48-1	
1,2-Dibromoethane (EDB)	ND	ug/L	5.0	1		06/23/16 06:55	106-93-4	
Dibromomethane	ND	ug/L	10.0	1		06/23/16 06:55	74-95-3	
1,2-Dichlorobenzene	ND	ug/L	5.0	1		06/23/16 06:55	95-50-1	

REPORT OF LABORATORY ANALYSIS

This report shall not be reproduced, except in full,
without the written consent of Pace Analytical Services, Inc..

Pace Analytical®
www.pacelabs.com

Pace Analytical Services, Inc.
Not NELAP Accredited
4860 Blazer Parkway
Dublin, OH 43017
(614)486-5421

Pace Analytical Services, Inc.
7726 Moller Road
Indianapolis, IN 46268
(317)228-3100

ANALYTICAL RESULTS

Project: Bridgeton Landfill 2Q 2016 GW
Pace Project No.: 50146462

Sample: PZ-100-SS **Lab ID: 50146462044** Collected: 06/10/16 09:53 Received: 06/11/16 08:40 Matrix: Water

Parameters	Results	Units	Report Limit	DF	Prepared	Analyzed	CAS No.	Qual
8260 MSV	Analytical Method: EPA 8260							
1,4-Dichlorobenzene	ND	ug/L	5.0	1		06/23/16 06:55	106-46-7	
trans-1,4-Dichloro-2-butene	ND	ug/L	10.0	1		06/23/16 06:55	110-57-6	
1,1-Dichloroethane	ND	ug/L	5.0	1		06/23/16 06:55	75-34-3	
1,2-Dichloroethane	ND	ug/L	5.0	1		06/23/16 06:55	107-06-2	
1,1-Dichloroethene	ND	ug/L	5.0	1		06/23/16 06:55	75-35-4	
cis-1,2-Dichloroethene	ND	ug/L	5.0	1		06/23/16 06:55	156-59-2	
trans-1,2-Dichloroethene	ND	ug/L	5.0	1		06/23/16 06:55	156-60-5	
1,2-Dichloropropane	ND	ug/L	5.0	1		06/23/16 06:55	78-87-5	
cis-1,3-Dichloropropene	ND	ug/L	5.0	1		06/23/16 06:55	10061-01-5	
trans-1,3-Dichloropropene	ND	ug/L	5.0	1		06/23/16 06:55	10061-02-6	
Ethylbenzene	ND	ug/L	5.0	1		06/23/16 06:55	100-41-4	
2-Hexanone	ND	ug/L	10.0	1		06/23/16 06:55	591-78-6	
Iodomethane	ND	ug/L	5.0	1		06/23/16 06:55	74-88-4	
Methylene Chloride	ND	ug/L	5.0	1		06/23/16 06:55	75-09-2	
4-Methyl-2-pentanone (MIBK)	ND	ug/L	10.0	1		06/23/16 06:55	108-10-1	
Styrene	ND	ug/L	5.0	1		06/23/16 06:55	100-42-5	
1,1,1,2-Tetrachloroethane	ND	ug/L	5.0	1		06/23/16 06:55	630-20-6	
1,1,2,2-Tetrachloroethane	ND	ug/L	5.0	1		06/23/16 06:55	79-34-5	
Tetrachloroethene	ND	ug/L	5.0	1		06/23/16 06:55	127-18-4	
Toluene	ND	ug/L	5.0	1		06/23/16 06:55	108-88-3	
1,1,1-Trichloroethane	ND	ug/L	5.0	1		06/23/16 06:55	71-55-6	
1,1,2-Trichloroethane	ND	ug/L	5.0	1		06/23/16 06:55	79-00-5	
Trichloroethene	ND	ug/L	5.0	1		06/23/16 06:55	79-01-6	
Trichlorofluoromethane	ND	ug/L	10.0	1		06/23/16 06:55	75-69-4	
1,2,3-Trichloropropane	ND	ug/L	5.0	1		06/23/16 06:55	96-18-4	
Vinyl acetate	ND	ug/L	10.0	1		06/23/16 06:55	108-05-4	
Vinyl chloride	ND	ug/L	2.0	1		06/23/16 06:55	75-01-4	
Xylene (Total)	ND	ug/L	5.0	1		06/23/16 06:55	1330-20-7	
Surrogates								
Dibromofluoromethane (S)	99	%.	84-118	1		06/23/16 06:55	1868-53-7	
4-Bromofluorobenzene (S)	96	%.	79-116	1		06/23/16 06:55	460-00-4	
Toluene-d8 (S)	101	%.	86-110	1		06/23/16 06:55	2037-26-5	
2540C Total Dissolved Solids	Analytical Method: SM 2540C							
Total Dissolved Solids	**441**	mg/L	10.0	1		06/13/16 10:01		
410.4 COD	Analytical Method: EPA 410.4 Preparation Method: EPA 410.4							
Chemical Oxygen Demand	ND	mg/L	10.0	1	06/17/16 10:03	06/17/16 13:08		
353.2 Nitrogen, NO2/NO3 pres.	Analytical Method: EPA 353.2							
Nitrogen, NO2 plus NO3	ND	mg/L	0.10	1		06/14/16 12:26		
365.1 Total Phosphorus	Analytical Method: EPA 365.1 Preparation Method: EPA 365.1							
Phosphorus	ND	mg/L	0.050	1	06/20/16 11:15	06/21/16 13:52	7723-14-0	

REPORT OF LABORATORY ANALYSIS

This report shall not be reproduced, except in full,
without the written consent of Pace Analytical Services, Inc..

Pace Analytical®
www.pacelabs.com

Pace Analytical Services, Inc.
Not NELAP Accredited
4860 Blazer Parkway
Dublin, OH 43017
(614)486-5421

Pace Analytical Services, Inc.
7726 Moller Road
Indianapolis, IN 46268
(317)228-3100

ANALYTICAL RESULTS

Project: Bridgeton Landfill 2Q 2016 GW
Pace Project No.: 50146462

Sample: PZ-100-SS **Lab ID: 50146462044** Collected: 06/10/16 09:53 Received: 06/11/16 08:40 Matrix: Water

Parameters	Results	Units	Report Limit	DF	Prepared	Analyzed	CAS No.	Qual
4500 Ammonia Water	Analytical Method: SM 4500-NH3 G							
Nitrogen, Ammonia	ND	mg/L	0.10	1		06/16/16 13:27	7664-41-7	
5310C TOC	Analytical Method: SM 5310C							
Total Organic Carbon	**16.4**	mg/L	2.0	2		06/21/16 00:51	7440-44-0	

Sample: PZ-205-SS **Lab ID: 50146462045** Collected: 06/10/16 10:43 Received: 06/11/16 08:40 Matrix: Water

Parameters	Results	Units	Report Limit	DF	Prepared	Analyzed	CAS No.	Qual
Field Data	Analytical Method:							
Field pH	**6.99**	Std. Units		1		06/10/16 00:00		
Field Temperature	**20.7**	deg C		1		06/10/16 00:00		
Field Specific Conductance	**877**	umhos/cm		1		06/10/16 00:00		
Field Turbidity	**4.50**	NTU		1		06/10/16 00:00		
Total Well Depth	**93.02**	feet		1		06/10/16 00:00		
Elevation Water Level	**436.78**	ft/msl		1		06/10/16 00:00		
Collar Elevation	**465.83**	ft/msl		1		06/10/16 00:00		
Depth to Water	**29.05**	feet		1		06/10/16 00:00		
9056 IC Anions	Analytical Method: EPA 9056							
Chloride	**35.0**	mg/L	2.5	10		06/14/16 05:12	16887-00-6	N2
Fluoride	**0.24**	mg/L	0.10	1		06/14/16 04:59	16984-48-8	N2
Sulfate	**56.0**	mg/L	2.5	10		06/14/16 05:12	14808-79-8	N2
6010 MET ICP	Analytical Method: EPA 6010 Preparation Method: EPA 3010							
Barium	**135**	ug/L	10.0	1	06/15/16 20:30	06/16/16 18:01	7440-39-3	
Boron	ND	ug/L	100	1	06/15/16 20:30	06/16/16 18:01	7440-42-8	
Calcium	**99300**	ug/L	500	1	06/15/16 20:30	06/16/16 18:01	7440-70-2	
Cobalt	ND	ug/L	5.0	1	06/15/16 20:30	06/16/16 18:01	7440-48-4	
Iron	**74.8**	ug/L	50.0	1	06/15/16 20:30	06/16/16 18:01	7439-89-6	
Magnesium	**55100**	ug/L	500	1	06/15/16 20:30	06/16/16 18:01	7439-95-4	
Manganese	ND	ug/L	5.0	1	06/15/16 20:30	06/16/16 18:01	7439-96-5	B
Nickel	ND	ug/L	10.0	1	06/15/16 20:30	06/16/16 18:01	7440-02-0	
Sodium	**14700**	ug/L	1000	1	06/15/16 20:30	06/16/16 18:01	7440-23-5	
Total Hardness by 2340B	**475000**	ug/L	1000	1	06/15/16 20:30	06/16/16 18:01		
Zinc	ND	ug/L	20.0	1	06/15/16 20:30	06/16/16 18:01	7440-66-6	
6020 MET ICPMS	Analytical Method: EPA 6020 Preparation Method: EPA 200.2							
Antimony	ND	ug/L	5.0	1	06/15/16 11:51	06/16/16 17:14	7440-36-0	
Arsenic	ND	ug/L	5.0	1	06/15/16 11:51	06/16/16 17:14	7440-38-2	
Beryllium	ND	ug/L	2.0	1	06/15/16 11:51	06/16/16 17:14	7440-41-7	
Cadmium	ND	ug/L	0.20	1	06/15/16 11:51	06/16/16 17:14	7440-43-9	
Chromium	ND	ug/L	5.0	1	06/15/16 11:51	06/16/16 17:14	7440-47-3	
Copper	ND	ug/L	5.0	1	06/15/16 11:51	06/16/16 17:14	7440-50-8	
Lead	ND	ug/L	5.0	1	06/15/16 11:51	06/16/16 17:14	7439-92-1	

REPORT OF LABORATORY ANALYSIS

This report shall not be reproduced, except in full,
without the written consent of Pace Analytical Services, Inc..

Pace Analytical®
www.pacelabs.com

Pace Analytical Services, Inc.
Not NELAP Accredited
4860 Blazer Parkway
Dublin, OH 43017
(614)486-5421

Pace Analytical Services, Inc.
7726 Moller Road
Indianapolis, IN 46268
(317)228-3100

ANALYTICAL RESULTS

Project: Bridgeton Landfill 2Q 2016 GW
Pace Project No.: 50146462

Sample: PZ-205-SS **Lab ID: 50146462045** Collected: 06/10/16 10:43 Received: 06/11/16 08:40 Matrix: Water

Parameters	Results	Units	Report Limit	DF	Prepared	Analyzed	CAS No.	Qual
6020 MET ICPMS	Analytical Method: EPA 6020 Preparation Method: EPA 200.2							
Selenium	ND	ug/L	5.0	1	06/15/16 11:51	06/16/16 17:14	7782-49-2	
Silver	ND	ug/L	5.0	1	06/15/16 11:51	06/16/16 17:14	7440-22-4	
Thallium	ND	ug/L	2.0	1	06/15/16 11:51	06/16/16 17:14	7440-28-0	
Vanadium	ND	ug/L	10.0	1	06/15/16 11:51	06/16/16 17:14	7440-62-2	N2
7470 Mercury	Analytical Method: EPA 7470 Preparation Method: EPA 7470							
Mercury	ND	ug/L	0.20	1	06/18/16 12:00	06/20/16 09:48	7439-97-6	
8260 MSV	Analytical Method: EPA 8260							
Acetone	ND	ug/L	10.0	1		06/23/16 07:29	67-64-1	
Acrylonitrile	ND	ug/L	100	1		06/23/16 07:29	107-13-1	
Benzene	ND	ug/L	5.0	1		06/23/16 07:29	71-43-2	
Bromochloromethane	ND	ug/L	5.0	1		06/23/16 07:29	74-97-5	
Bromodichloromethane	ND	ug/L	5.0	1		06/23/16 07:29	75-27-4	
Bromoform	ND	ug/L	5.0	1		06/23/16 07:29	75-25-2	
Bromomethane	ND	ug/L	10.0	1		06/23/16 07:29	74-83-9	
2-Butanone (MEK)	ND	ug/L	10.0	1		06/23/16 07:29	78-93-3	
Carbon disulfide	ND	ug/L	10.0	1		06/23/16 07:29	75-15-0	
Carbon tetrachloride	ND	ug/L	5.0	1		06/23/16 07:29	56-23-5	
Chlorobenzene	ND	ug/L	5.0	1		06/23/16 07:29	108-90-7	
Chloroethane	ND	ug/L	10.0	1		06/23/16 07:29	75-00-3	
Chloroform	ND	ug/L	5.0	1		06/23/16 07:29	67-66-3	
Chloromethane	ND	ug/L	10.0	1		06/23/16 07:29	74-87-3	
1,2-Dibromo-3-chloropropane	ND	ug/L	5.0	1		06/23/16 07:29	96-12-8	
Dibromochloromethane	ND	ug/L	5.0	1		06/23/16 07:29	124-48-1	
1,2-Dibromoethane (EDB)	ND	ug/L	5.0	1		06/23/16 07:29	106-93-4	
Dibromomethane	ND	ug/L	10.0	1		06/23/16 07:29	74-95-3	
1,2-Dichlorobenzene	ND	ug/L	5.0	1		06/23/16 07:29	95-50-1	
1,4-Dichlorobenzene	ND	ug/L	5.0	1		06/23/16 07:29	106-46-7	
trans-1,4-Dichloro-2-butene	ND	ug/L	10.0	1		06/23/16 07:29	110-57-6	
1,1-Dichloroethane	ND	ug/L	5.0	1		06/23/16 07:29	75-34-3	
1,2-Dichloroethane	ND	ug/L	5.0	1		06/23/16 07:29	107-06-2	
1,1-Dichloroethene	ND	ug/L	5.0	1		06/23/16 07:29	75-35-4	
cis-1,2-Dichloroethene	ND	ug/L	5.0	1		06/23/16 07:29	156-59-2	
trans-1,2-Dichloroethene	ND	ug/L	5.0	1		06/23/16 07:29	156-60-5	
1,2-Dichloropropane	ND	ug/L	5.0	1		06/23/16 07:29	78-87-5	
cis-1,3-Dichloropropene	ND	ug/L	5.0	1		06/23/16 07:29	10061-01-5	
trans-1,3-Dichloropropene	ND	ug/L	5.0	1		06/23/16 07:29	10061-02-6	
Ethylbenzene	ND	ug/L	5.0	1		06/23/16 07:29	100-41-4	
2-Hexanone	ND	ug/L	10.0	1		06/23/16 07:29	591-78-6	
Iodomethane	ND	ug/L	5.0	1		06/23/16 07:29	74-88-4	
Methylene Chloride	ND	ug/L	5.0	1		06/23/16 07:29	75-09-2	
4-Methyl-2-pentanone (MIBK)	ND	ug/L	10.0	1		06/23/16 07:29	108-10-1	
Styrene	ND	ug/L	5.0	1		06/23/16 07:29	100-42-5	
1,1,1,2-Tetrachloroethane	ND	ug/L	5.0	1		06/23/16 07:29	630-20-6	
1,1,2,2-Tetrachloroethane	ND	ug/L	5.0	1		06/23/16 07:29	79-34-5	

REPORT OF LABORATORY ANALYSIS

This report shall not be reproduced, except in full,
without the written consent of Pace Analytical Services, Inc..

Pace Analytical
www.pacelabs.com

Pace Analytical Services, Inc.
Not NELAP Accredited
4860 Blazer Parkway
Dublin, OH 43017
(614)486-5421

Pace Analytical Services, Inc.
7726 Moller Road
Indianapolis, IN 46268
(317)228-3100

ANALYTICAL RESULTS

Project: Bridgeton Landfill 2Q 2016 GW
Pace Project No.: 50146462

Sample: PZ-205-SS **Lab ID: 50146462045** Collected: 06/10/16 10:43 Received: 06/11/16 08:40 Matrix: Water

Parameters	Results	Units	Report Limit	DF	Prepared	Analyzed	CAS No.	Qual
8260 MSV	Analytical Method: EPA 8260							
Tetrachloroethene	ND	ug/L	5.0	1		06/23/16 07:29	127-18-4	
Toluene	ND	ug/L	5.0	1		06/23/16 07:29	108-88-3	
1,1,1-Trichloroethane	ND	ug/L	5.0	1		06/23/16 07:29	71-55-6	
1,1,2-Trichloroethane	ND	ug/L	5.0	1		06/23/16 07:29	79-00-5	
Trichloroethene	ND	ug/L	5.0	1		06/23/16 07:29	79-01-6	
Trichlorofluoromethane	ND	ug/L	10.0	1		06/23/16 07:29	75-69-4	
1,2,3-Trichloropropane	ND	ug/L	5.0	1		06/23/16 07:29	96-18-4	
Vinyl acetate	ND	ug/L	10.0	1		06/23/16 07:29	108-05-4	
Vinyl chloride	ND	ug/L	2.0	1		06/23/16 07:29	75-01-4	
Xylene (Total)	ND	ug/L	5.0	1		06/23/16 07:29	1330-20-7	
Surrogates								
Dibromofluoromethane (S)	99	%.	84-118	1		06/23/16 07:29	1868-53-7	
4-Bromofluorobenzene (S)	95	%.	79-116	1		06/23/16 07:29	460-00-4	
Toluene-d8 (S)	101	%.	86-110	1		06/23/16 07:29	2037-26-5	
2540C Total Dissolved Solids	Analytical Method: SM 2540C							
Total Dissolved Solids	**514**	mg/L	10.0	1		06/13/16 10:01		
410.4 COD	Analytical Method: EPA 410.4 Preparation Method: EPA 410.4							
Chemical Oxygen Demand	ND	mg/L	10.0	1	06/17/16 10:03	06/17/16 13:08		
353.2 Nitrogen, NO2/NO3 pres.	Analytical Method: EPA 353.2							
Nitrogen, NO2 plus NO3	ND	mg/L	0.10	1		06/14/16 12:27		
365.1 Total Phosphorus	Analytical Method: EPA 365.1 Preparation Method: EPA 365.1							
Phosphorus	ND	mg/L	0.050	1	06/20/16 11:15	06/21/16 13:53	7723-14-0	
4500 Ammonia Water	Analytical Method: SM 4500-NH3 G							
Nitrogen, Ammonia	ND	mg/L	0.10	1		06/16/16 13:28	7664-41-7	
5310C TOC	Analytical Method: SM 5310C							
Total Organic Carbon	**17.8**	mg/L	2.0	2		06/21/16 01:14	7440-44-0	

Sample: PZ-209-SS **Lab ID: 50146462046** Collected: 06/10/16 11:23 Received: 06/11/16 08:40 Matrix: Water

Parameters	Results	Units	Report Limit	DF	Prepared	Analyzed	CAS No.	Qual
Field Data	Analytical Method:							
Field pH	**7.26**	Std. Units		1		06/10/16 00:00		
Field Temperature	**15.7**	deg C		1		06/10/16 00:00		
Field Specific Conductance	**691**	umhos/cm		1		06/10/16 00:00		
Field Turbidity	**8.76**	NTU		1		06/10/16 00:00		
Total Well Depth	**99.70**	feet		1		06/10/16 00:00		
Elevation Water Level	**468.56**	ft/msl		1		06/10/16 00:00		
Collar Elevation	**489.68**	ft/msl		1		06/10/16 00:00		

REPORT OF LABORATORY ANALYSIS

This report shall not be reproduced, except in full,
without the written consent of Pace Analytical Services, Inc..

Pace Analytical
www.pacelabs.com

Pace Analytical Services, Inc.
Not NELAP Accredited
4860 Blazer Parkway
Dublin, OH 43017
(614)486-5421

Pace Analytical Services, Inc.
7726 Moller Road
Indianapolis, IN 46268
(317)228-3100

ANALYTICAL RESULTS

Project: Bridgeton Landfill 2Q 2016 GW
Pace Project No.: 50146462

Sample: PZ-209-SS **Lab ID: 50146462046** Collected: 06/10/16 11:23 Received: 06/11/16 08:40 Matrix: Water

Parameters	Results	Units	Report Limit	DF	Prepared	Analyzed	CAS No.	Qual
Field Data	Analytical Method:							
Depth to Water	**21.12**	feet		1		06/10/16 00:00		
8082 GCS PCB Waters	Analytical Method: EPA 8082 Preparation Method: EPA 3510							
PCB-1221 (Aroclor 1221)	ND	ug/L	0.20	1	06/17/16 11:28	06/20/16 20:10	11104-28-2	
Surrogates								
Tetrachloro-m-xylene (S)	65	%.	10-98	1	06/17/16 11:28	06/20/16 20:10	877-09-8	
6010 MET ICP	Analytical Method: EPA 6010 Preparation Method: EPA 3010							
Barium	**81.4**	ug/L	10.0	1	06/15/16 20:30	06/16/16 17:27	7440-39-3	
Cobalt	ND	ug/L	5.0	1	06/15/16 20:30	06/16/16 17:27	7440-48-4	
Nickel	ND	ug/L	10.0	1	06/15/16 20:30	06/16/16 17:27	7440-02-0	
Zinc	ND	ug/L	20.0	1	06/15/16 20:30	06/16/16 17:27	7440-66-6	
6020 MET ICPMS	Analytical Method: EPA 6020 Preparation Method: EPA 200.2							
Arsenic	ND	ug/L	5.0	1	06/15/16 11:51	06/16/16 17:18	7440-38-2	
Beryllium	ND	ug/L	2.0	1	06/15/16 11:51	06/16/16 17:18	7440-41-7	
Cadmium	ND	ug/L	0.20	1	06/15/16 11:51	06/16/16 17:18	7440-43-9	
Chromium	ND	ug/L	5.0	1	06/15/16 11:51	06/16/16 17:18	7440-47-3	
Copper	ND	ug/L	5.0	1	06/15/16 11:51	06/16/16 17:18	7440-50-8	
Lead	ND	ug/L	5.0	1	06/15/16 11:51	06/16/16 17:18	7439-92-1	
Selenium	ND	ug/L	5.0	1	06/15/16 11:51	06/16/16 17:18	7782-49-2	
Vanadium	ND	ug/L	10.0	1	06/15/16 11:51	06/16/16 17:18	7440-62-2	N2
8270 Low-volume Full Spike	Analytical Method: EPA 8270 Preparation Method: EPA 3510							
3&4-Methylphenol(m&p Cresol)	ND	ug/L	10.0	1	06/15/16 10:40	06/17/16 12:13		
Phenol	ND	ug/L	10.0	1	06/15/16 10:40	06/17/16 12:13	108-95-2	
Surrogates								
Nitrobenzene-d5 (S)	84	%.	38-124	1	06/15/16 10:40	06/17/16 12:13	4165-60-0	
2-Fluorobiphenyl (S)	68	%.	33-114	1	06/15/16 10:40	06/17/16 12:13	321-60-8	
p-Terphenyl-d14 (S)	73	%.	10-113	1	06/15/16 10:40	06/17/16 12:13	1718-51-0	
Phenol-d5 (S)	27	%.	10-58	1	06/15/16 10:40	06/17/16 12:13	4165-62-2	
2-Fluorophenol (S)	40	%.	11-79	1	06/15/16 10:40	06/17/16 12:13	367-12-4	
2,4,6-Tribromophenol (S)	96	%.	29-158	1	06/15/16 10:40	06/17/16 12:13	118-79-6	
8260 MSV	Analytical Method: EPA 8260							
Acetone	ND	ug/L	10.0	1		06/23/16 08:03	67-64-1	
Benzene	ND	ug/L	5.0	1		06/23/16 08:03	71-43-2	
2-Butanone (MEK)	ND	ug/L	10.0	1		06/23/16 08:03	78-93-3	
n-Butyl chloride	ND	ug/L	5.0	1		06/23/16 08:03	109-69-3	
1,4-Dichlorobenzene	ND	ug/L	5.0	1		06/23/16 08:03	106-46-7	
1,2-Dichloroethane	ND	ug/L	5.0	1		06/23/16 08:03	107-06-2	
Ethylbenzene	ND	ug/L	5.0	1		06/23/16 08:03	100-41-4	
Isopropylbenzene (Cumene)	ND	ug/L	5.0	1		06/23/16 08:03	98-82-8	
p-Isopropyltoluene	ND	ug/L	5.0	1		06/23/16 08:03	99-87-6	
4-Methyl-2-pentanone (MIBK)	ND	ug/L	10.0	1		06/23/16 08:03	108-10-1	
Methyl-tert-butyl ether	ND	ug/L	5.0	1		06/23/16 08:03	1634-04-4	

REPORT OF LABORATORY ANALYSIS

This report shall not be reproduced, except in full,
without the written consent of Pace Analytical Services, Inc..

Pace Analytical®
www.pacelabs.com

Pace Analytical Services, Inc.
Not NELAP Accredited
4860 Blazer Parkway
Dublin, OH 43017
(614)486-5421

Pace Analytical Services, Inc.
7726 Moller Road
Indianapolis, IN 46268
(317)228-3100

ANALYTICAL RESULTS

Project: Bridgeton Landfill 2Q 2016 GW
Pace Project No.: 50146462

Sample: PZ-209-SS **Lab ID: 50146462046** Collected: 06/10/16 11:23 Received: 06/11/16 08:40 Matrix: Water

Parameters	Results	Units	Report Limit	DF	Prepared	Analyzed	CAS No.	Qual
8260 MSV	Analytical Method: EPA 8260							
Tetrahydrofuran	ND	ug/L	100	1		06/23/16 08:03	109-99-9	N2
Toluene	ND	ug/L	5.0	1		06/23/16 08:03	108-88-3	
1,2,4-Trimethylbenzene	ND	ug/L	5.0	1		06/23/16 08:03	95-63-6	
1,3,5-Trimethylbenzene	ND	ug/L	5.0	1		06/23/16 08:03	108-67-8	
Xylene (Total)	ND	ug/L	5.0	1		06/23/16 08:03	1330-20-7	
Surrogates								
Dibromofluoromethane (S)	98	%.	84-118	1		06/23/16 08:03	1868-53-7	
4-Bromofluorobenzene (S)	95	%.	79-116	1		06/23/16 08:03	460-00-4	
Toluene-d8 (S)	99	%.	86-110	1		06/23/16 08:03	2037-26-5	
4500S2D Sulfide Water	Analytical Method: SM 4500-S2-D							
Sulfide	ND	mg/L	5.0	5		06/14/16 09:59		

Sample: PZ-211-SS **Lab ID: 50146462047** Collected: 06/10/16 11:59 Received: 06/11/16 08:40 Matrix: Water

Parameters	Results	Units	Report Limit	DF	Prepared	Analyzed	CAS No.	Qual
Field Data	Analytical Method:							
Field pH	**7.21**	Std. Units		1		06/10/16 00:00		
Field Temperature	**16.1**	deg C		1		06/10/16 00:00		
Field Specific Conductance	**689**	umhos/cm		1		06/10/16 00:00		
Field Turbidity	**12.01**	NTU		1		06/10/16 00:00		
Total Well Depth	**98.14**	feet		1		06/10/16 00:00		
Elevation Water Level	**467.91**	ft/msl		1		06/10/16 00:00		
Collar Elevation	**487.41**	ft/msl		1		06/10/16 00:00		
Depth to Water	**19.50**	feet		1		06/10/16 00:00		
8082 GCS PCB Waters	Analytical Method: EPA 8082 Preparation Method: EPA 3510							
PCB-1221 (Aroclor 1221)	ND	ug/L	0.20	1	06/17/16 11:28	06/20/16 20:35	11104-28-2	
Surrogates								
Tetrachloro-m-xylene (S)	68	%.	10-98	1	06/17/16 11:28	06/20/16 20:35	877-09-8	
6010 MET ICP	Analytical Method: EPA 6010 Preparation Method: EPA 3010							
Barium	**64.2**	ug/L	10.0	1	06/15/16 20:30	06/16/16 17:29	7440-39-3	
Cobalt	ND	ug/L	5.0	1	06/15/16 20:30	06/16/16 17:29	7440-48-4	
Nickel	ND	ug/L	10.0	1	06/15/16 20:30	06/16/16 17:29	7440-02-0	
Zinc	ND	ug/L	20.0	1	06/15/16 20:30	06/16/16 17:29	7440-66-6	
6020 MET ICPMS	Analytical Method: EPA 6020 Preparation Method: EPA 200.2							
Arsenic	ND	ug/L	5.0	1	06/15/16 11:51	06/16/16 17:22	7440-38-2	
Beryllium	ND	ug/L	2.0	1	06/15/16 11:51	06/16/16 17:22	7440-41-7	
Cadmium	ND	ug/L	0.20	1	06/15/16 11:51	06/16/16 17:22	7440-43-9	
Chromium	ND	ug/L	5.0	1	06/15/16 11:51	06/16/16 17:22	7440-47-3	
Copper	ND	ug/L	5.0	1	06/15/16 11:51	06/16/16 17:22	7440-50-8	
Lead	ND	ug/L	5.0	1	06/15/16 11:51	06/16/16 17:22	7439-92-1	

REPORT OF LABORATORY ANALYSIS

This report shall not be reproduced, except in full,
without the written consent of Pace Analytical Services, Inc..

Pace Analytical®
www.pacelabs.com

Pace Analytical Services, Inc.
Not NELAP Accredited
4860 Blazer Parkway
Dublin, OH 43017
(614)486-5421

Pace Analytical Services, Inc.
7726 Moller Road
Indianapolis, IN 46268
(317)228-3100

ANALYTICAL RESULTS

Project: Bridgeton Landfill 2Q 2016 GW
Pace Project No.: 50146462

Sample: PZ-211-SS **Lab ID: 50146462047** Collected: 06/10/16 11:59 Received: 06/11/16 08:40 Matrix: Water

Parameters	Results	Units	Report Limit	DF	Prepared	Analyzed	CAS No.	Qual
6020 MET ICPMS	Analytical Method: EPA 6020 Preparation Method: EPA 200.2							
Selenium	ND	ug/L	5.0	1	06/15/16 11:51	06/16/16 17:22	7782-49-2	
Vanadium	ND	ug/L	10.0	1	06/15/16 11:51	06/16/16 17:22	7440-62-2	N2
8270 Low-volume Full Spike	Analytical Method: EPA 8270 Preparation Method: EPA 3510							
3&4-Methylphenol(m&p Cresol)	ND	ug/L	10.0	1	06/15/16 10:40	06/17/16 12:30		
Phenol	ND	ug/L	10.0	1	06/15/16 10:40	06/17/16 12:30	108-95-2	
Surrogates								
Nitrobenzene-d5 (S)	82	%.	38-124	1	06/15/16 10:40	06/17/16 12:30	4165-60-0	
2-Fluorobiphenyl (S)	66	%.	33-114	1	06/15/16 10:40	06/17/16 12:30	321-60-8	
p-Terphenyl-d14 (S)	87	%.	10-113	1	06/15/16 10:40	06/17/16 12:30	1718-51-0	
Phenol-d5 (S)	45	%.	10-58	1	06/15/16 10:40	06/17/16 12:30	4165-62-2	
2-Fluorophenol (S)	59	%.	11-79	1	06/15/16 10:40	06/17/16 12:30	367-12-4	
2,4,6-Tribromophenol (S)	91	%.	29-158	1	06/15/16 10:40	06/17/16 12:30	118-79-6	
8260 MSV	Analytical Method: EPA 8260							
Acetone	ND	ug/L	10.0	1		06/23/16 09:12	67-64-1	
Benzene	ND	ug/L	5.0	1		06/23/16 09:12	71-43-2	
2-Butanone (MEK)	ND	ug/L	10.0	1		06/23/16 09:12	78-93-3	
n-Butyl chloride	ND	ug/L	5.0	1		06/23/16 09:12	109-69-3	
1,4-Dichlorobenzene	ND	ug/L	5.0	1		06/23/16 09:12	106-46-7	
1,2-Dichloroethane	ND	ug/L	5.0	1		06/23/16 09:12	107-06-2	
Ethylbenzene	ND	ug/L	5.0	1		06/23/16 09:12	100-41-4	
Isopropylbenzene (Cumene)	ND	ug/L	5.0	1		06/23/16 09:12	98-82-8	
p-Isopropyltoluene	ND	ug/L	5.0	1		06/23/16 09:12	99-87-6	
4-Methyl-2-pentanone (MIBK)	ND	ug/L	10.0	1		06/23/16 09:12	108-10-1	
Methyl-tert-butyl ether	ND	ug/L	5.0	1		06/23/16 09:12	1634-04-4	
Tetrahydrofuran	ND	ug/L	100	1		06/23/16 09:12	109-99-9	N2
Toluene	ND	ug/L	5.0	1		06/23/16 09:12	108-88-3	
1,2,4-Trimethylbenzene	ND	ug/L	5.0	1		06/23/16 09:12	95-63-6	
1,3,5-Trimethylbenzene	ND	ug/L	5.0	1		06/23/16 09:12	108-67-8	
Xylene (Total)	ND	ug/L	5.0	1		06/23/16 09:12	1330-20-7	
Surrogates								
Dibromofluoromethane (S)	100	%.	84-118	1		06/23/16 09:12	1868-53-7	
4-Bromofluorobenzene (S)	97	%.	79-116	1		06/23/16 09:12	460-00-4	
Toluene-d8 (S)	102	%.	86-110	1		06/23/16 09:12	2037-26-5	
4500S2D Sulfide Water	Analytical Method: SM 4500-S2-D							
Sulfide	ND	mg/L	1.0	1		06/14/16 10:00		

Sample: PZ-104-KS **Lab ID: 50146462048** Collected: 06/10/16 12:31 Received: 06/11/16 08:40 Matrix: Water

Parameters	Results	Units	Report Limit	DF	Prepared	Analyzed	CAS No.	Qual
Field Data	Analytical Method:							
Field pH	**7.14**	Std. Units		1		06/10/16 00:00		

REPORT OF LABORATORY ANALYSIS

This report shall not be reproduced, except in full,
without the written consent of Pace Analytical Services, Inc..

Pace Analytical
www.pacelabs.com

Pace Analytical Services, Inc.
Not NELAP Accredited
4860 Blazer Parkway
Dublin, OH 43017
(614)486-5421

Pace Analytical Services, Inc.
7726 Moller Road
Indianapolis, IN 46268
(317)228-3100

ANALYTICAL RESULTS

Project: Bridgeton Landfill 2Q 2016 GW
Pace Project No.: 50146462

Sample: PZ-104-KS **Lab ID: 50146462048** Collected: 06/10/16 12:31 Received: 06/11/16 08:40 Matrix: Water

Parameters	Results	Units	Report Limit	DF	Prepared	Analyzed	CAS No.	Qual
Field Data	Analytical Method:							
Field Temperature	**25.4**	deg C		1		06/10/16 00:00		
Field Specific Conductance	**778**	umhos/cm		1		06/10/16 00:00		
Field Turbidity	**8.44**	NTU		1		06/10/16 00:00		
Total Well Depth	**93.05**	feet		1		06/10/16 00:00		
Elevation Water Level	**467.61**	ft/msl		1		06/10/16 00:00		
Collar Elevation	**483.95**	ft/msl		1		06/10/16 00:00		
Depth to Water	**16.34**	feet		1		06/10/16 00:00		
8082 GCS PCB Waters	Analytical Method: EPA 8082		Preparation Method: EPA 3510					
PCB-1221 (Aroclor 1221)	ND	ug/L	0.20	1	06/17/16 11:28	06/20/16 20:43	11104-28-2	
Surrogates								
Tetrachloro-m-xylene (S)	58	%.	10-98	1	06/17/16 11:28	06/20/16 20:43	877-09-8	
6010 MET ICP	Analytical Method: EPA 6010		Preparation Method: EPA 3010					
Barium	**92.8**	ug/L	10.0	1	06/15/16 20:30	06/16/16 17:32	7440-39-3	
Cobalt	ND	ug/L	5.0	1	06/15/16 20:30	06/16/16 17:32	7440-48-4	
Nickel	ND	ug/L	10.0	1	06/15/16 20:30	06/16/16 17:32	7440-02-0	
Zinc	ND	ug/L	20.0	1	06/15/16 20:30	06/16/16 17:32	7440-66-6	
6020 MET ICPMS	Analytical Method: EPA 6020		Preparation Method: EPA 200.2					
Arsenic	ND	ug/L	5.0	1	06/15/16 11:51	06/16/16 17:27	7440-38-2	
Beryllium	ND	ug/L	2.0	1	06/15/16 11:51	06/16/16 17:27	7440-41-7	
Cadmium	ND	ug/L	0.20	1	06/15/16 11:51	06/16/16 17:27	7440-43-9	
Chromium	ND	ug/L	5.0	1	06/15/16 11:51	06/16/16 17:27	7440-47-3	
Copper	ND	ug/L	5.0	1	06/15/16 11:51	06/16/16 17:27	7440-50-8	
Lead	ND	ug/L	5.0	1	06/15/16 11:51	06/16/16 17:27	7439-92-1	
Selenium	ND	ug/L	5.0	1	06/15/16 11:51	06/16/16 17:27	7782-49-2	
Vanadium	ND	ug/L	10.0	1	06/15/16 11:51	06/16/16 17:27	7440-62-2	N2
8270 Low-volume Full Spike	Analytical Method: EPA 8270		Preparation Method: EPA 3510					
3&4-Methylphenol(m&p Cresol)	ND	ug/L	10.0	1	06/15/16 10:40	06/17/16 12:48		
Phenol	ND	ug/L	10.0	1	06/15/16 10:40	06/17/16 12:48	108-95-2	
Surrogates								
Nitrobenzene-d5 (S)	82	%.	38-124	1	06/15/16 10:40	06/17/16 12:48	4165-60-0	
2-Fluorobiphenyl (S)	70	%.	33-114	1	06/15/16 10:40	06/17/16 12:48	321-60-8	
p-Terphenyl-d14 (S)	81	%.	10-113	1	06/15/16 10:40	06/17/16 12:48	1718-51-0	
Phenol-d5 (S)	26	%.	10-58	1	06/15/16 10:40	06/17/16 12:48	4165-62-2	
2-Fluorophenol (S)	40	%.	11-79	1	06/15/16 10:40	06/17/16 12:48	367-12-4	
2,4,6-Tribromophenol (S)	95	%.	29-158	1	06/15/16 10:40	06/17/16 12:48	118-79-6	
8260 MSV	Analytical Method: EPA 8260							
Acetone	ND	ug/L	10.0	1		06/23/16 16:17	67-64-1	
Benzene	**5.8**	ug/L	5.0	1		06/23/16 16:17	71-43-2	
2-Butanone (MEK)	ND	ug/L	10.0	1		06/23/16 16:17	78-93-3	
n-Butyl chloride	ND	ug/L	5.0	1		06/23/16 16:17	109-69-3	
1,4-Dichlorobenzene	ND	ug/L	5.0	1		06/23/16 16:17	106-46-7	

REPORT OF LABORATORY ANALYSIS

This report shall not be reproduced, except in full,
without the written consent of Pace Analytical Services, Inc..

Pace Analytical®
www.pacelabs.com

Pace Analytical Services, Inc.
Not NELAP Accredited
4860 Blazer Parkway
Dublin, OH 43017
(614)486-5421

Pace Analytical Services, Inc.
7726 Moller Road
Indianapolis, IN 46268
(317)228-3100

ANALYTICAL RESULTS

Project: Bridgeton Landfill 2Q 2016 GW
Pace Project No.: 50146462

Sample: PZ-104-KS **Lab ID: 50146462048** Collected: 06/10/16 12:31 Received: 06/11/16 08:40 Matrix: Water

Parameters	Results	Units	Report Limit	DF	Prepared	Analyzed	CAS No.	Qual
8260 MSV	Analytical Method: EPA 8260							
1,2-Dichloroethane	ND	ug/L	5.0	1		06/23/16 16:17	107-06-2	
Ethylbenzene	ND	ug/L	5.0	1		06/23/16 16:17	100-41-4	
Isopropylbenzene (Cumene)	ND	ug/L	5.0	1		06/23/16 16:17	98-82-8	
p-Isopropyltoluene	**5.7**	ug/L	5.0	1		06/23/16 16:17	99-87-6	
4-Methyl-2-pentanone (MIBK)	ND	ug/L	10.0	1		06/23/16 16:17	108-10-1	
Methyl-tert-butyl ether	ND	ug/L	5.0	1		06/23/16 16:17	1634-04-4	
Tetrahydrofuran	ND	ug/L	100	1		06/23/16 16:17	109-99-9	N2
Toluene	ND	ug/L	5.0	1		06/23/16 16:17	108-88-3	
1,2,4-Trimethylbenzene	ND	ug/L	5.0	1		06/23/16 16:17	95-63-6	
1,3,5-Trimethylbenzene	ND	ug/L	5.0	1		06/23/16 16:17	108-67-8	
Xylene (Total)	**6.7**	ug/L	5.0	1		06/23/16 16:17	1330-20-7	
Surrogates								
Dibromofluoromethane (S)	95	%.	84-118	1		06/23/16 16:17	1868-53-7	
4-Bromofluorobenzene (S)	97	%.	79-116	1		06/23/16 16:17	460-00-4	
Toluene-d8 (S)	99	%.	86-110	1		06/23/16 16:17	2037-26-5	
4500S2D Sulfide Water	Analytical Method: SM 4500-S2-D							
Sulfide	ND	mg/L	1.0	1		06/14/16 10:01		

Sample: PZ-210-SS **Lab ID: 50146462049** Collected: 06/10/16 13:04 Received: 06/11/16 08:40 Matrix: Water

Parameters	Results	Units	Report Limit	DF	Prepared	Analyzed	CAS No.	Qual
Field Data	Analytical Method:							
Field pH	**7.15**	Std. Units		1		06/10/16 00:00		
Field Temperature	**16.6**	deg C		1		06/10/16 00:00		
Field Specific Conductance	**767**	umhos/cm		1		06/10/16 00:00		
Field Turbidity	**2.31**	NTU		1		06/10/16 00:00		
Total Well Depth	**101.51**	feet		1		06/10/16 00:00		
Elevation Water Level	**461.95**	ft/msl		1		06/10/16 00:00		
Collar Elevation	**486.90**	ft/msl		1		06/10/16 00:00		
Depth to Water	**24.95**	feet		1		06/10/16 00:00		
8082 GCS PCB Waters	Analytical Method: EPA 8082 Preparation Method: EPA 3510							
PCB-1221 (Aroclor 1221)	ND	ug/L	0.20	1	06/17/16 11:28	06/20/16 20:51	11104-28-2	
Surrogates								
Tetrachloro-m-xylene (S)	65	%.	10-98	1	06/17/16 11:28	06/20/16 20:51	877-09-8	
6010 MET ICP	Analytical Method: EPA 6010 Preparation Method: EPA 3010							
Barium	**81.3**	ug/L	10.0	1	06/15/16 20:30	06/16/16 17:35	7440-39-3	
Cobalt	ND	ug/L	5.0	1	06/15/16 20:30	06/16/16 17:35	7440-48-4	
Nickel	ND	ug/L	10.0	1	06/15/16 20:30	06/16/16 17:35	7440-02-0	
Zinc	ND	ug/L	20.0	1	06/15/16 20:30	06/16/16 17:35	7440-66-6	

REPORT OF LABORATORY ANALYSIS

This report shall not be reproduced, except in full,
without the written consent of Pace Analytical Services, Inc..

Pace Analytical®
www.pacelabs.com

Pace Analytical Services, Inc.
Not NELAP Accredited
4860 Blazer Parkway
Dublin, OH 43017
(614)486-5421

Pace Analytical Services, Inc.
7726 Moller Road
Indianapolis, IN 46268
(317)228-3100

ANALYTICAL RESULTS

Project: Bridgeton Landfill 2Q 2016 GW
Pace Project No.: 50146462

Sample: PZ-210-SS **Lab ID: 50146462049** Collected: 06/10/16 13:04 Received: 06/11/16 08:40 Matrix: Water

Parameters	Results	Units	Report Limit	DF	Prepared	Analyzed	CAS No.	Qual
6020 MET ICPMS	Analytical Method: EPA 6020 Preparation Method: EPA 200.2							
Arsenic	ND	ug/L	5.0	1	06/15/16 11:51	06/16/16 17:31	7440-38-2	
Beryllium	ND	ug/L	2.0	1	06/15/16 11:51	06/16/16 17:31	7440-41-7	
Cadmium	ND	ug/L	0.20	1	06/15/16 11:51	06/16/16 17:31	7440-43-9	
Chromium	ND	ug/L	5.0	1	06/15/16 11:51	06/16/16 17:31	7440-47-3	
Copper	ND	ug/L	5.0	1	06/15/16 11:51	06/16/16 17:31	7440-50-8	
Lead	ND	ug/L	5.0	1	06/15/16 11:51	06/16/16 17:31	7439-92-1	
Selenium	ND	ug/L	5.0	1	06/15/16 11:51	06/16/16 17:31	7782-49-2	
Vanadium	ND	ug/L	10.0	1	06/15/16 11:51	06/16/16 17:31	7440-62-2	N2
8270 Low-volume Full Spike	Analytical Method: EPA 8270 Preparation Method: EPA 3510							
3&4-Methylphenol(m&p Cresol)	ND	ug/L	10.0	1	06/15/16 10:40	06/17/16 13:06		
Phenol	ND	ug/L	10.0	1	06/15/16 10:40	06/17/16 13:06	108-95-2	
Surrogates								
Nitrobenzene-d5 (S)	86	%.	38-124	1	06/15/16 10:40	06/17/16 13:06	4165-60-0	
2-Fluorobiphenyl (S)	70	%.	33-114	1	06/15/16 10:40	06/17/16 13:06	321-60-8	
p-Terphenyl-d14 (S)	88	%.	10-113	1	06/15/16 10:40	06/17/16 13:06	1718-51-0	
Phenol-d5 (S)	45	%.	10-58	1	06/15/16 10:40	06/17/16 13:06	4165-62-2	
2-Fluorophenol (S)	61	%.	11-79	1	06/15/16 10:40	06/17/16 13:06	367-12-4	
2,4,6-Tribromophenol (S)	109	%.	29-158	1	06/15/16 10:40	06/17/16 13:06	118-79-6	
8260 MSV	Analytical Method: EPA 8260							
Acetone	ND	ug/L	10.0	1		06/23/16 12:04	67-64-1	
Benzene	ND	ug/L	5.0	1		06/23/16 12:04	71-43-2	
2-Butanone (MEK)	ND	ug/L	10.0	1		06/23/16 12:04	78-93-3	
n-Butyl chloride	ND	ug/L	5.0	1		06/23/16 12:04	109-69-3	
1,4-Dichlorobenzene	ND	ug/L	5.0	1		06/23/16 12:04	106-46-7	
1,2-Dichloroethane	ND	ug/L	5.0	1		06/23/16 12:04	107-06-2	
Ethylbenzene	ND	ug/L	5.0	1		06/23/16 12:04	100-41-4	
Isopropylbenzene (Cumene)	ND	ug/L	5.0	1		06/23/16 12:04	98-82-8	
p-Isopropyltoluene	ND	ug/L	5.0	1		06/23/16 12:04	99-87-6	
4-Methyl-2-pentanone (MIBK)	ND	ug/L	10.0	1		06/23/16 12:04	108-10-1	
Methyl-tert-butyl ether	ND	ug/L	5.0	1		06/23/16 12:04	1634-04-4	
Tetrahydrofuran	ND	ug/L	100	1		06/23/16 12:04	109-99-9	N2
Toluene	ND	ug/L	5.0	1		06/23/16 12:04	108-88-3	
1,2,4-Trimethylbenzene	ND	ug/L	5.0	1		06/23/16 12:04	95-63-6	
1,3,5-Trimethylbenzene	ND	ug/L	5.0	1		06/23/16 12:04	108-67-8	
Xylene (Total)	ND	ug/L	5.0	1		06/23/16 12:04	1330-20-7	
Surrogates								
Dibromofluoromethane (S)	98	%.	84-118	1		06/23/16 12:04	1868-53-7	
4-Bromofluorobenzene (S)	96	%.	79-116	1		06/23/16 12:04	460-00-4	
Toluene-d8 (S)	100	%.	86-110	1		06/23/16 12:04	2037-26-5	
4500S2D Sulfide Water	Analytical Method: SM 4500-S2-D							
Sulfide	ND	mg/L	1.0	1		06/14/16 10:01		

REPORT OF LABORATORY ANALYSIS

This report shall not be reproduced, except in full,
without the written consent of Pace Analytical Services, Inc..

Pace Analytical®
www.pacelabs.com

Pace Analytical Services, Inc.
Not NELAP Accredited
4860 Blazer Parkway
Dublin, OH 43017
(614)486-5421

Pace Analytical Services, Inc.
7726 Moller Road
Indianapolis, IN 46268
(317)228-3100

ANALYTICAL RESULTS

Project: Bridgeton Landfill 2Q 2016 GW
Pace Project No.: 50146462

Sample: TRIP BLANK **Lab ID: 50146462050** Collected: 06/10/16 08:00 Received: 06/11/16 08:40 Matrix: Water

Parameters	Results	Units	Report Limit	DF	Prepared	Analyzed	CAS No.	Qual
8260 MSV	Analytical Method: EPA 8260							
Acetone	ND	ug/L	10.0	1		06/23/16 11:30	67-64-1	
Benzene	ND	ug/L	5.0	1		06/23/16 11:30	71-43-2	
2-Butanone (MEK)	ND	ug/L	10.0	1		06/23/16 11:30	78-93-3	
n-Butyl chloride	ND	ug/L	5.0	1		06/23/16 11:30	109-69-3	
1,4-Dichlorobenzene	ND	ug/L	5.0	1		06/23/16 11:30	106-46-7	
1,2-Dichloroethane	ND	ug/L	5.0	1		06/23/16 11:30	107-06-2	
Ethylbenzene	ND	ug/L	5.0	1		06/23/16 11:30	100-41-4	
Isopropylbenzene (Cumene)	ND	ug/L	5.0	1		06/23/16 11:30	98-82-8	
p-Isopropyltoluene	ND	ug/L	5.0	1		06/23/16 11:30	99-87-6	
4-Methyl-2-pentanone (MIBK)	ND	ug/L	10.0	1		06/23/16 11:30	108-10-1	
Methyl-tert-butyl ether	ND	ug/L	5.0	1		06/23/16 11:30	1634-04-4	
Tetrahydrofuran	ND	ug/L	100	1		06/23/16 11:30	109-99-9	N2
Toluene	ND	ug/L	5.0	1		06/23/16 11:30	108-88-3	
1,2,4-Trimethylbenzene	ND	ug/L	5.0	1		06/23/16 11:30	95-63-6	
1,3,5-Trimethylbenzene	ND	ug/L	5.0	1		06/23/16 11:30	108-67-8	
Xylene (Total)	ND	ug/L	5.0	1		06/23/16 11:30	1330-20-7	
Surrogates								
Dibromofluoromethane (S)	98	%.	84-118	1		06/23/16 11:30	1868-53-7	
4-Bromofluorobenzene (S)	93	%.	79-116	1		06/23/16 11:30	460-00-4	
Toluene-d8 (S)	99	%.	86-110	1		06/23/16 11:30	2037-26-5	

REPORT OF LABORATORY ANALYSIS

This report shall not be reproduced, except in full,
without the written consent of Pace Analytical Services, Inc..

Pace Analytical
www.pacelabs.com

Pace Analytical Services, Inc.
Not NELAP Accredited
4860 Blazer Parkway
Dublin, OH 43017
(614)486-5421

Pace Analytical Services, Inc.
7726 Moller Road
Indianapolis, IN 46268
(317)228-3100

QUALITY CONTROL DATA

Project: Bridgeton Landfill 2Q 2016 GW
Pace Project No.: 50146462

QC Batch: 334935 Analysis Method: EPA 9056
QC Batch Method: EPA 9056 Analysis Description: 9056 IC Anions
Associated Lab Samples: 50146462001, 50146462002, 50146462003, 50146462004, 50146462005, 50146462006, 50146462007, 50146462008, 50146462009, 50146462010

METHOD BLANK: 1553654 Matrix: Water
Associated Lab Samples: 50146462001, 50146462002, 50146462003, 50146462004, 50146462005, 50146462006, 50146462007, 50146462008, 50146462009, 50146462010

Parameter	Units	Blank Result	Reporting Limit	Analyzed	Qualifiers
Chloride	mg/L	ND	0.25	06/04/16 08:10	N2
Fluoride	mg/L	ND	0.10	06/04/16 08:10	N2
Sulfate	mg/L	ND	0.25	06/04/16 08:10	N2

LABORATORY CONTROL SAMPLE: 1553655

Parameter	Units	Spike Conc.	LCS Result	LCS % Rec	% Rec Limits	Qualifiers
Chloride	mg/L	1.2	1.2	93	80-120	N2
Fluoride	mg/L	.5	0.46	92	80-120	N2
Sulfate	mg/L	2.5	2.4	97	80-120	N2

MATRIX SPIKE & MATRIX SPIKE DUPLICATE: 1553656 1553657

Parameter	Units	50146462001 Result	MS Spike Conc.	MSD Spike Conc.	MS Result	MSD Result	MS % Rec	MSD % Rec	% Rec Limits	RPD	Max RPD	Qual
Chloride	mg/L	9.7	1.2	1.2	11.1	11.0	112	107	80-120	1	15	N2
Fluoride	mg/L	1.7	.5	.5	2.1	2.1	81	80	80-120	0	15	N2
Sulfate	mg/L	34.8	25	25	57.0	57.3	89	90	80-120	0	15	N2

Results presented on this page are in the units indicated by the "Units" column except where an alternate unit is presented to the right of the result.

REPORT OF LABORATORY ANALYSIS

This report shall not be reproduced, except in full,
without the written consent of Pace Analytical Services, Inc..

Pace Analytical
www.pacelabs.com

Pace Analytical Services, Inc.
Not NELAP Accredited
4860 Blazer Parkway
Dublin, OH 43017
(614)486-5421

Pace Analytical Services, Inc.
7726 Moller Road
Indianapolis, IN 46268
(317)228-3100

QUALITY CONTROL DATA

Project: Bridgeton Landfill 2Q 2016 GW
Pace Project No.: 50146462

QC Batch: 335087 Analysis Method: EPA 9056
QC Batch Method: EPA 9056 Analysis Description: 9056 IC Anions
Associated Lab Samples: 50146462017, 50146462018, 50146462019, 50146462020, 50146462021, 50146462022

METHOD BLANK: 1554349 Matrix: Water
Associated Lab Samples: 50146462017, 50146462018, 50146462019, 50146462020, 50146462021, 50146462022

Parameter	Units	Blank Result	Reporting Limit	Analyzed	Qualifiers
Chloride	mg/L	ND	0.25	06/08/16 03:09	N2
Fluoride	mg/L	ND	0.10	06/08/16 03:09	N2
Sulfate	mg/L	ND	0.25	06/08/16 03:09	N2

LABORATORY CONTROL SAMPLE: 1554350

Parameter	Units	Spike Conc.	LCS Result	LCS % Rec	% Rec Limits	Qualifiers
Chloride	mg/L	1.2	1.2	99	80-120	N2
Fluoride	mg/L	.5	0.48	96	80-120	N2
Sulfate	mg/L	2.5	2.5	101	80-120	N2

MATRIX SPIKE & MATRIX SPIKE DUPLICATE: 1554351 1554352

Parameter	Units	50146570002 Result	MS Spike Conc.	MSD Spike Conc.	MS Result	MSD Result	MS % Rec	MSD % Rec	% Rec Limits	RPD	Max RPD	Qual
Chloride	mg/L	32.7	12.5	12.5	45.6	45.3	103	100	80-120	1	15	N2
Fluoride	mg/L	0.20	.5	.5	0.65	0.66	88	91	80-120	2	15	N2
Sulfate	mg/L	143	25	25	168	166	100	92	80-120	1	15	N2

MATRIX SPIKE & MATRIX SPIKE DUPLICATE: 1554353 1554354

Parameter	Units	50146572002 Result	MS Spike Conc.	MSD Spike Conc.	MS Result	MSD Result	MS % Rec	MSD % Rec	% Rec Limits	RPD	Max RPD	Qual
Chloride	mg/L	77.0	12.5	12.5	89.6	88.1	101	88	80-120	2	15	N2
Fluoride	mg/L	ND	.5	.5	0.48	0.47	89	86	80-120	3	15	N2
Sulfate	mg/L	355	250	250	595	604	96	100	80-120	2	15	N2

Results presented on this page are in the units indicated by the "Units" column except where an alternate unit is presented to the right of the result.

REPORT OF LABORATORY ANALYSIS

This report shall not be reproduced, except in full,
without the written consent of Pace Analytical Services, Inc..

Pace Analytical
www.pacelabs.com

Pace Analytical Services, Inc.
Not NELAP Accredited
4860 Blazer Parkway
Dublin, OH 43017
(614)486-5421

Pace Analytical Services, Inc.
7726 Moller Road
Indianapolis, IN 46268
(317)228-3100

QUALITY CONTROL DATA

Project: Bridgeton Landfill 2Q 2016 GW
Pace Project No.: 50146462

QC Batch: 335971 Analysis Method: EPA 9056
QC Batch Method: EPA 9056 Analysis Description: 9056 IC Anions
Associated Lab Samples: 50146462024, 50146462025, 50146462026, 50146462027, 50146462028, 50146462030, 50146462031, 50146462032, 50146462033, 50146462034, 50146462035, 50146462036, 50146462037

METHOD BLANK: 1557833 Matrix: Water
Associated Lab Samples: 50146462024, 50146462025, 50146462026, 50146462027, 50146462028, 50146462030, 50146462031, 50146462032, 50146462033, 50146462034, 50146462035, 50146462036, 50146462037

Parameter	Units	Blank Result	Reporting Limit	Analyzed	Qualifiers
Chloride	mg/L	ND	0.25	06/11/16 12:54	N2
Fluoride	mg/L	ND	0.10	06/11/16 12:54	N2
Sulfate	mg/L	ND	0.25	06/11/16 12:54	N2

LABORATORY CONTROL SAMPLE: 1557834

Parameter	Units	Spike Conc.	LCS Result	LCS % Rec	% Rec Limits	Qualifiers
Chloride	mg/L	1.2	1.3	104	80-120	N2
Fluoride	mg/L	.5	0.49	98	80-120	N2
Sulfate	mg/L	2.5	2.6	104	80-120	N2

MATRIX SPIKE & MATRIX SPIKE DUPLICATE: 1557835 1557836

Parameter	Units	50146462024 Result	MS Spike Conc.	MSD Spike Conc.	MS Result	MSD Result	MS % Rec	MSD % Rec	% Rec Limits	RPD	Max RPD	Qual
Chloride	mg/L	1550	1250	1250	2820	2820	102	102	80-120	0	15	N2
Fluoride	mg/L	ND	5	5	4.6	4.6	90	90	80-120	0	15	D3,N2
Sulfate	mg/L	0.41	2.5	2.5	3.0	3.0	102	102	80-120	0	15	N2

Results presented on this page are in the units indicated by the "Units" column except where an alternate unit is presented to the right of the result.

REPORT OF LABORATORY ANALYSIS

This report shall not be reproduced, except in full,
without the written consent of Pace Analytical Services, Inc..

Pace Analytical®
www.pacelabs.com

Pace Analytical Services, Inc.
Not NELAP Accredited
4860 Blazer Parkway
Dublin, OH 43017
(614)486-5421

Pace Analytical Services, Inc.
7726 Moller Road
Indianapolis, IN 46268
(317)228-3100

QUALITY CONTROL DATA

Project: Bridgeton Landfill 2Q 2016 GW
Pace Project No.: 50146462

QC Batch: 336410 Analysis Method: EPA 9056
QC Batch Method: EPA 9056 Analysis Description: 9056 IC Anions
Associated Lab Samples: 50146462039, 50146462040, 50146462041, 50146462042, 50146462043, 50146462044, 50146462045

METHOD BLANK: 1560499 Matrix: Water
Associated Lab Samples: 50146462039, 50146462040, 50146462041, 50146462042, 50146462043, 50146462044, 50146462045

Parameter	Units	Blank Result	Reporting Limit	Analyzed	Qualifiers
Chloride	mg/L	ND	0.25	06/13/16 22:11	N2
Fluoride	mg/L	ND	0.10	06/13/16 22:11	N2
Sulfate	mg/L	ND	0.25	06/13/16 22:11	N2

LABORATORY CONTROL SAMPLE: 1560500

Parameter	Units	Spike Conc.	LCS Result	LCS % Rec	% Rec Limits	Qualifiers
Chloride	mg/L	1.2	1.3	103	80-120	N2
Fluoride	mg/L	.5	0.49	97	80-120	N2
Sulfate	mg/L	2.5	2.6	105	80-120	N2

MATRIX SPIKE & MATRIX SPIKE DUPLICATE: 1560501 1560502

Parameter	Units	50147143021 Result	MS Spike Conc.	MSD Spike Conc.	MS Result	MSD Result	MS % Rec	MSD % Rec	% Rec Limits	RPD	Max RPD	Qual
Chloride	mg/L	22.8	12.5	12.5	35.0	34.8	98	96	80-120	1	15	N2
Fluoride	mg/L	0.88	.5	.5	1.3	1.3	88	83	80-120	2	15	N2
Sulfate	mg/L	ND	2.5	2.5	2.6	2.5	97	95	80-120	2	15	N2

Results presented on this page are in the units indicated by the "Units" column except where an alternate unit is presented to the right of the result.

REPORT OF LABORATORY ANALYSIS

This report shall not be reproduced, except in full,
without the written consent of Pace Analytical Services, Inc..

Pace Analytical
www.pacelabs.com

Pace Analytical Services, Inc.
Not NELAP Accredited
4860 Blazer Parkway
Dublin, OH 43017
(614)486-5421

Pace Analytical Services, Inc.
7726 Moller Road
Indianapolis, IN 46268
(317)228-3100

QUALITY CONTROL DATA

Project: Bridgeton Landfill 2Q 2016 GW
Pace Project No.: 50146462

QC Batch: 336819 Analysis Method: EPA 7470
QC Batch Method: EPA 7470 Analysis Description: 7470 Mercury
Associated Lab Samples: 50146462001, 50146462002, 50146462003, 50146462004, 50146462005, 50146462006, 50146462007, 50146462008, 50146462009, 50146462010

METHOD BLANK: 1561860 Matrix: Water
Associated Lab Samples: 50146462001, 50146462002, 50146462003, 50146462004, 50146462005, 50146462006, 50146462007, 50146462008, 50146462009, 50146462010

Parameter	Units	Blank Result	Reporting Limit	Analyzed	Qualifiers
Mercury	ug/L	ND	0.20	06/20/16 19:40	

LABORATORY CONTROL SAMPLE: 1561861

Parameter	Units	Spike Conc.	LCS Result	LCS % Rec	% Rec Limits	Qualifiers
Mercury	ug/L	5	5.0	100	80-120	

MATRIX SPIKE & MATRIX SPIKE DUPLICATE: 1561862 1561863

Parameter	Units	50146462001 Result	MS Spike Conc.	MSD Spike Conc.	MS Result	MSD Result	MS % Rec	MSD % Rec	% Rec Limits	RPD	Max RPD	Qual
Mercury	ug/L	ND	5	5	4.9	4.9	97	97	75-125	0	20	

Results presented on this page are in the units indicated by the "Units" column except where an alternate unit is presented to the right of the result.

REPORT OF LABORATORY ANALYSIS

This report shall not be reproduced, except in full,
without the written consent of Pace Analytical Services, Inc..

Pace Analytical®
www.pacelabs.com

Pace Analytical Services, Inc.
Not NELAP Accredited
4860 Blazer Parkway
Dublin, OH 43017
(614)486-5421

Pace Analytical Services, Inc.
7726 Moller Road
Indianapolis, IN 46268
(317)228-3100

QUALITY CONTROL DATA

Project: Bridgeton Landfill 2Q 2016 GW
Pace Project No.: 50146462

QC Batch: 337078 Analysis Method: EPA 7470
QC Batch Method: EPA 7470 Analysis Description: 7470 Mercury
Associated Lab Samples: 50146462017, 50146462018, 50146462019, 50146462020, 50146462021, 50146462022, 50146462024, 50146462025, 50146462026, 50146462027, 50146462028, 50146462030, 50146462031, 50146462032, 50146462033

METHOD BLANK: 1563244 Matrix: Water
Associated Lab Samples: 50146462017, 50146462018, 50146462019, 50146462020, 50146462021, 50146462022, 50146462024, 50146462025, 50146462026, 50146462027, 50146462028, 50146462030, 50146462031, 50146462032, 50146462033

Parameter	Units	Blank Result	Reporting Limit	Analyzed	Qualifiers
Mercury	ug/L	ND	0.20	06/21/16 12:04	

LABORATORY CONTROL SAMPLE: 1563245

Parameter	Units	Spike Conc.	LCS Result	LCS % Rec	% Rec Limits	Qualifiers
Mercury	ug/L	5	5.0	100	80-120	

MATRIX SPIKE & MATRIX SPIKE DUPLICATE: 1563246 1563247

Parameter	Units	50146462012 Result	MS Spike Conc.	MSD Spike Conc.	MS Result	MSD Result	MS % Rec	MSD % Rec	% Rec Limits	RPD	Max RPD	Qual
Mercury	ug/L	ND	5	5	5.0	4.9	99	98	75-125	2	20	

Results presented on this page are in the units indicated by the "Units" column except where an alternate unit is presented to the right of the result.

REPORT OF LABORATORY ANALYSIS

This report shall not be reproduced, except in full,
without the written consent of Pace Analytical Services, Inc..

Pace Analytical
www.pacelabs.com

Pace Analytical Services, Inc.
Not NELAP Accredited
4860 Blazer Parkway
Dublin, OH 43017
(614)486-5421

Pace Analytical Services, Inc.
7726 Moller Road
Indianapolis, IN 46268
(317)228-3100

QUALITY CONTROL DATA

Project: Bridgeton Landfill 2Q 2016 GW
Pace Project No.: 50146462

QC Batch: 337079 Analysis Method: EPA 7470
QC Batch Method: EPA 7470 Analysis Description: 7470 Mercury
Associated Lab Samples: 50146462034, 50146462035, 50146462036, 50146462037, 50146462039, 50146462040, 50146462041, 50146462042, 50146462043, 50146462044, 50146462045

METHOD BLANK: 1563248 Matrix: Water
Associated Lab Samples: 50146462034, 50146462035, 50146462036, 50146462037, 50146462039, 50146462040, 50146462041, 50146462042, 50146462043, 50146462044, 50146462045

Parameter	Units	Blank Result	Reporting Limit	Analyzed	Qualifiers
Mercury	ug/L	ND	0.20	06/20/16 09:03	

LABORATORY CONTROL SAMPLE: 1563249

Parameter	Units	Spike Conc.	LCS Result	LCS % Rec	% Rec Limits	Qualifiers
Mercury	ug/L	5	4.9	99	80-120	

MATRIX SPIKE & MATRIX SPIKE DUPLICATE: 1563250 1563251

Parameter	Units	50146570002 Result	MS Spike Conc.	MSD Spike Conc.	MS Result	MSD Result	MS % Rec	MSD % Rec	% Rec Limits	RPD	Max RPD	Qual
Mercury	ug/L	ND	5	5	4.8	5.1	96	103	75-125	7	20	

MATRIX SPIKE & MATRIX SPIKE DUPLICATE: 1565707 1565708

Parameter	Units	50146657020 Result	MS Spike Conc.	MSD Spike Conc.	MS Result	MSD Result	MS % Rec	MSD % Rec	% Rec Limits	RPD	Max RPD	Qual
Mercury	ug/L	<0.049	5	5	4.9	4.9	99	99	75-125	0	20	

Results presented on this page are in the units indicated by the "Units" column except where an alternate unit is presented to the right of the result.

REPORT OF LABORATORY ANALYSIS

This report shall not be reproduced, except in full,
without the written consent of Pace Analytical Services, Inc..

Pace Analytical®
www.pacelabs.com

Pace Analytical Services, Inc.
Not NELAP Accredited
4860 Blazer Parkway
Dublin, OH 43017
(614)486-5421

Pace Analytical Services, Inc.
7726 Moller Road
Indianapolis, IN 46268
(317)228-3100

QUALITY CONTROL DATA

Project: Bridgeton Landfill 2Q 2016 GW
Pace Project No.: 50146462

QC Batch: 335209 Analysis Method: EPA 6010
QC Batch Method: EPA 3010 Analysis Description: 6010 MET
Associated Lab Samples: 50146462001, 50146462002, 50146462003, 50146462004, 50146462005, 50146462006, 50146462007, 50146462008, 50146462009, 50146462010, 50146462017, 50146462018, 50146462019, 50146462020, 50146462021

METHOD BLANK: 1554771 Matrix: Water
Associated Lab Samples: 50146462001, 50146462002, 50146462003, 50146462004, 50146462005, 50146462006, 50146462007, 50146462008, 50146462009, 50146462010, 50146462017, 50146462018, 50146462019, 50146462020, 50146462021

Parameter	Units	Blank Result	Reporting Limit	Analyzed	Qualifiers
Barium	ug/L	ND	10.0	06/11/16 01:14	
Boron	ug/L	ND	100	06/11/16 01:14	
Calcium	ug/L	ND	500	06/11/16 01:14	
Cobalt	ug/L	ND	5.0	06/11/16 01:14	
Iron	ug/L	ND	50.0	06/11/16 01:14	
Magnesium	ug/L	ND	500	06/11/16 01:14	
Manganese	ug/L	ND	5.0	06/11/16 01:14	
Nickel	ug/L	ND	10.0	06/11/16 01:14	
Sodium	ug/L	ND	1000	06/11/16 01:14	
Total Hardness by 2340B	ug/L	ND	1000	06/11/16 01:14	
Zinc	ug/L	ND	20.0	06/11/16 01:14	

LABORATORY CONTROL SAMPLE: 1554772

Parameter	Units	Spike Conc.	LCS Result	LCS % Rec	% Rec Limits	Qualifiers
Barium	ug/L	1000	996	100	80-120	
Boron	ug/L	1000	1040	104	80-120	
Calcium	ug/L	10000	9950	100	80-120	
Cobalt	ug/L	1000	998	100	80-120	
Iron	ug/L	10000	10100	101	80-120	
Magnesium	ug/L	10000	10100	101	80-120	
Manganese	ug/L	1000	986	99	80-120	
Nickel	ug/L	1000	1000	100	80-120	
Sodium	ug/L	10000	10100	101	80-120	
Total Hardness by 2340B	ug/L	66200	66400	100	80-120	
Zinc	ug/L	1000	1010	101	80-120	

MATRIX SPIKE & MATRIX SPIKE DUPLICATE: 1554773 1554774

Parameter	Units	50146462002 Result	MS Spike Conc.	MSD Spike Conc.	MS Result	MSD Result	MS % Rec	MSD % Rec	% Rec Limits	RPD	Max RPD	Qual
Barium	ug/L	42.0	1000	1000	1030	1050	99	101	75-125	2	20	
Boron	ug/L	157	1000	1000	1200	1250	104	110	75-125	5	20	
Calcium	ug/L	55300	10000	10000	64600	67600	93	123	75-125	5	20	
Cobalt	ug/L	ND	1000	1000	972	1020	97	102	75-125	5	20	

Results presented on this page are in the units indicated by the "Units" column except where an alternate unit is presented to the right of the result.

REPORT OF LABORATORY ANALYSIS

This report shall not be reproduced, except in full,
without the written consent of Pace Analytical Services, Inc..

Pace Analytical
www.pacelabs.com

Pace Analytical Services, Inc.
Not NELAP Accredited
4860 Blazer Parkway
Dublin, OH 43017
(614)486-5421

Pace Analytical Services, Inc.
7726 Moller Road
Indianapolis, IN 46268
(317)228-3100

QUALITY CONTROL DATA

Project: Bridgeton Landfill 2Q 2016 GW
Pace Project No.: 50146462

MATRIX SPIKE & MATRIX SPIKE DUPLICATE: 1554773 1554774

Parameter	Units	50146462002 Result	MS Spike Conc.	MSD Spike Conc.	MS Result	MSD Result	MS % Rec	MSD % Rec	% Rec Limits	RPD	Max RPD	Qual
Iron	ug/L	620	10000	10000	10700	12400	101	117	75-125	14	20	
Magnesium	ug/L	26900	10000	10000	36500	38200	96	113	75-125	5	20	
Manganese	ug/L	47.4	1000	1000	1020	1330	97	128	75-125	27	20	2d,M0
Nickel	ug/L	ND	1000	1000	969	1040	97	103	75-125	7	20	
Sodium	ug/L	129000	10000	10000	139000	144000	100	144	75-125	3	20	P6
Total Hardness by 2340B	ug/L	249000	66200	66200	312000	326000	95	117	75-125	5	20	
Zinc	ug/L	ND	1000	1000	1020	1050	101	105	75-125	3	20	

Results presented on this page are in the units indicated by the "Units" column except where an alternate unit is presented to the right of the result.

REPORT OF LABORATORY ANALYSIS

This report shall not be reproduced, except in full,
without the written consent of Pace Analytical Services, Inc..

Pace Analytical
www.pacelabs.com

Pace Analytical Services, Inc.
Not NELAP Accredited
4860 Blazer Parkway
Dublin, OH 43017
(614)486-5421

Pace Analytical Services, Inc.
7726 Moller Road
Indianapolis, IN 46268
(317)228-3100

QUALITY CONTROL DATA

Project: Bridgeton Landfill 2Q 2016 GW
Pace Project No.: 50146462

QC Batch: 336289 Analysis Method: EPA 6010
QC Batch Method: EPA 3010 Analysis Description: 6010 MET
Associated Lab Samples: 50146462022, 50146462024, 50146462025, 50146462026, 50146462027, 50146462028, 50146462030, 50146462031, 50146462032, 50146462033, 50146462034, 50146462035, 50146462036, 50146462037

METHOD BLANK: 1559966 Matrix: Water
Associated Lab Samples: 50146462022, 50146462024, 50146462025, 50146462026, 50146462027, 50146462028, 50146462030, 50146462031, 50146462032, 50146462033, 50146462034, 50146462035, 50146462036, 50146462037

Parameter	Units	Blank Result	Reporting Limit	Analyzed	Qualifiers
Barium	ug/L	ND	10.0	06/14/16 22:35	
Boron	ug/L	ND	100	06/14/16 22:35	
Calcium	ug/L	ND	500	06/14/16 22:35	
Cobalt	ug/L	ND	5.0	06/14/16 22:35	
Iron	ug/L	ND	50.0	06/14/16 22:35	
Magnesium	ug/L	ND	500	06/14/16 22:35	
Manganese	ug/L	ND	5.0	06/14/16 22:35	
Nickel	ug/L	ND	10.0	06/14/16 22:35	
Sodium	ug/L	ND	1000	06/14/16 22:35	
Total Hardness by 2340B	ug/L	ND	1000	06/14/16 22:35	
Zinc	ug/L	ND	20.0	06/14/16 22:35	

LABORATORY CONTROL SAMPLE: 1559967

Parameter	Units	Spike Conc.	LCS Result	LCS % Rec	% Rec Limits	Qualifiers
Barium	ug/L	1000	1030	103	80-120	
Boron	ug/L	1000	1050	105	80-120	
Calcium	ug/L	10000	10500	105	80-120	
Cobalt	ug/L	1000	1010	101	80-120	
Iron	ug/L	10000	10300	103	80-120	
Magnesium	ug/L	10000	10100	101	80-120	
Manganese	ug/L	1000	1010	101	80-120	
Nickel	ug/L	1000	1030	103	80-120	
Sodium	ug/L	10000	10400	104	80-120	
Total Hardness by 2340B	ug/L	66200	67800	102	80-120	
Zinc	ug/L	1000	1040	104	80-120	

MATRIX SPIKE & MATRIX SPIKE DUPLICATE: 1559968 1559969

Parameter	Units	50146462025 Result	MS Spike Conc.	MSD Spike Conc.	MS Result	MSD Result	MS % Rec	MSD % Rec	% Rec Limits	RPD	Max RPD	Qual
Barium	ug/L	57.6	1000	1000	1080	1090	102	103	75-125	1	20	
Boron	ug/L	186	1000	1000	1250	1260	106	108	75-125	1	20	
Calcium	ug/L	86700	10000	10000	95400	97200	88	105	75-125	2	20	
Cobalt	ug/L	ND	1000	1000	974	982	97	98	75-125	1	20	
Iron	ug/L	ND	10000	10000	9990	10100	100	101	75-125	1	20	
Magnesium	ug/L	49700	10000	10000	59000	60000	93	102	75-125	2	20	

Results presented on this page are in the units indicated by the "Units" column except where an alternate unit is presented to the right of the result.

REPORT OF LABORATORY ANALYSIS

This report shall not be reproduced, except in full,
without the written consent of Pace Analytical Services, Inc..

Pace Analytical Services, Inc.
Not NELAP Accredited
4860 Blazer Parkway
Dublin, OH 43017
(614)486-5421

Pace Analytical Services, Inc.
7726 Moller Road
Indianapolis, IN 46268
(317)228-3100

QUALITY CONTROL DATA

Project: Bridgeton Landfill 2Q 2016 GW
Pace Project No.: 50146462

MATRIX SPIKE & MATRIX SPIKE DUPLICATE: 1559968 1559969

Parameter	Units	50146462025 Result	MS Spike Conc.	MSD Spike Conc.	MS Result	MSD Result	MS % Rec	MSD % Rec	% Rec Limits	RPD	Max RPD	Qual
Manganese	ug/L	ND	1000	1000	986	995	99	99	75-125	1	20	
Nickel	ug/L	ND	1000	1000	986	995	98	99	75-125	1	20	
Sodium	ug/L	10500	10000	10000	20700	21000	102	104	75-125	1	20	
Total Hardness by 2340B	ug/L	421000	66200	66200	481000	490000	91	104	75-125	2	20	
Zinc	ug/L	ND	1000	1000	1010	1020	100	101	75-125	1	20	

Results presented on this page are in the units indicated by the "Units" column except where an alternate unit is presented to the right of the result.

REPORT OF LABORATORY ANALYSIS

This report shall not be reproduced, except in full,
without the written consent of Pace Analytical Services, Inc..

Pace Analytical
www.pacelabs.com

Pace Analytical Services, Inc.
Not NELAP Accredited
4860 Blazer Parkway
Dublin, OH 43017
(614)486-5421

Pace Analytical Services, Inc.
7726 Moller Road
Indianapolis, IN 46268
(317)228-3100

QUALITY CONTROL DATA

Project: Bridgeton Landfill 2Q 2016 GW
Pace Project No.: 50146462

QC Batch: 336785 Analysis Method: EPA 6010
QC Batch Method: EPA 3010 Analysis Description: 6010 MET
Associated Lab Samples: 50146462039, 50146462040, 50146462041, 50146462042, 50146462043, 50146462044, 50146462045, 50146462046, 50146462047, 50146462048, 50146462049

METHOD BLANK: 1561747 Matrix: Water
Associated Lab Samples: 50146462039, 50146462040, 50146462041, 50146462042, 50146462043, 50146462044, 50146462045, 50146462046, 50146462047, 50146462048, 50146462049

Parameter	Units	Blank Result	Reporting Limit	Analyzed	Qualifiers
Barium	ug/L	ND	10.0	06/16/16 16:33	
Boron	ug/L	ND	100	06/16/16 16:33	CU
Calcium	ug/L	ND	500	06/16/16 16:33	
Cobalt	ug/L	ND	5.0	06/16/16 16:33	
Iron	ug/L	ND	50.0	06/16/16 16:33	
Magnesium	ug/L	ND	500	06/16/16 16:33	
Manganese	ug/L	11.4	5.0	06/16/16 16:33	P8
Nickel	ug/L	ND	10.0	06/16/16 16:33	CU
Sodium	ug/L	ND	1000	06/16/16 16:33	
Total Hardness by 2340B	ug/L	ND	1000	06/16/16 16:33	
Zinc	ug/L	ND	20.0	06/16/16 16:33	

LABORATORY CONTROL SAMPLE: 1561748

Parameter	Units	Spike Conc.	LCS Result	LCS % Rec	% Rec Limits	Qualifiers
Barium	ug/L	1000	996	100	80-120	
Boron	ug/L	1000	1000	100	80-120	CH
Calcium	ug/L	10000	9940	99	80-120	
Cobalt	ug/L	1000	975	98	80-120	
Iron	ug/L	10000	9850	99	80-120	
Magnesium	ug/L	10000	9820	98	80-120	
Manganese	ug/L	1000	973	97	80-120	
Nickel	ug/L	1000	998	100	80-120	CH
Sodium	ug/L	10000	9940	99	80-120	
Total Hardness by 2340B	ug/L	66200	65300	99	80-120	
Zinc	ug/L	1000	982	98	80-120	

MATRIX SPIKE & MATRIX SPIKE DUPLICATE: 1561749 1561750

Parameter	Units	50146930002 Result	MS Spike Conc.	MSD Spike Conc.	MS Result	MSD Result	MS % Rec	MSD % Rec	% Rec Limits	RPD	Max RPD	Qual
Barium	ug/L	16.1	1000	1000	1070	1040	105	102	75-125	3	20	
Boron	ug/L	253	1000	1000	1350	1350	110	110	75-125	0	20	
Calcium	ug/L	639000	10000	10000	736000	700000	969	615	75-125	5	20	P6
Cobalt	ug/L	ND	1000	1000	1010	1000	101	100	75-125	0	20	
Iron	ug/L	70.6	10000	10000	10200	10000	101	100	75-125	1	20	3d
Magnesium	ug/L	48300	10000	10000	55000	56100	67	79	75-125	2	20	P6

Results presented on this page are in the units indicated by the "Units" column except where an alternate unit is presented to the right of the result.

REPORT OF LABORATORY ANALYSIS

This report shall not be reproduced, except in full,
without the written consent of Pace Analytical Services, Inc..

Pace Analytical Services, Inc.
Not NELAP Accredited
4860 Blazer Parkway
Dublin, OH 43017
(614)486-5421

Pace Analytical Services, Inc.
7726 Moller Road
Indianapolis, IN 46268
(317)228-3100

QUALITY CONTROL DATA

Project: Bridgeton Landfill 2Q 2016 GW
Pace Project No.: 50146462

MATRIX SPIKE & MATRIX SPIKE DUPLICATE: 1561749 1561750

Parameter	Units	50146930002 Result	MS Spike Conc.	MSD Spike Conc.	MS Result	MSD Result	MS % Rec	MSD % Rec	% Rec Limits	RPD	Max RPD	Qual
Manganese	ug/L	216	1000	1000	1260	1250	104	104	75-125	0	20	
Nickel	ug/L	ND	1000	1000	1040	1030	104	103	75-125	1	20	
Sodium	ug/L	705000	10000	10000	797000	760000	922	552	75-125	5	20	P6
Total Hardness by 2340B	ug/L	1790000	66200	66200	2060000	1980000	408	281	75-125	4	20	
Zinc	ug/L	ND	1000	1000	997	993	99	99	75-125	0	20	

Results presented on this page are in the units indicated by the "Units" column except where an alternate unit is presented to the right of the result.

REPORT OF LABORATORY ANALYSIS

This report shall not be reproduced, except in full,
without the written consent of Pace Analytical Services, Inc..

Pace Analytical®
www.pacelabs.com

Pace Analytical Services, Inc.
Not NELAP Accredited
4860 Blazer Parkway
Dublin, OH 43017
(614)486-5421

Pace Analytical Services, Inc.
7726 Moller Road
Indianapolis, IN 46268
(317)228-3100

QUALITY CONTROL DATA

Project: Bridgeton Landfill 2Q 2016 GW
Pace Project No.: 50146462

QC Batch: 337895
QC Batch Method: EPA 3010
Analysis Method: EPA 6010
Analysis Description: 6010 MET
Associated Lab Samples: 50146462041, 50146462043

METHOD BLANK: 1566860 Matrix: Water
Associated Lab Samples: 50146462041, 50146462043

Parameter	Units	Blank Result	Reporting Limit	Analyzed	Qualifiers
Manganese	ug/L	ND	5.0	06/23/16 08:30	

LABORATORY CONTROL SAMPLE: 1566861

Parameter	Units	Spike Conc.	LCS Result	LCS % Rec	% Rec Limits	Qualifiers
Manganese	ug/L	1000	944	94	80-120	

MATRIX SPIKE & MATRIX SPIKE DUPLICATE: 1566862 1566863

Parameter	Units	50147552001 Result	MS Spike Conc.	MSD Spike Conc.	MS Result	MSD Result	MS % Rec	MSD % Rec	% Rec Limits	RPD	Max RPD	Qual
Manganese	ug/L	0.29 mg/L	1000	1000	1190	1200	90	92	75-125	1	20	

Results presented on this page are in the units indicated by the "Units" column except where an alternate unit is presented to the right of the result.

REPORT OF LABORATORY ANALYSIS

This report shall not be reproduced, except in full,
without the written consent of Pace Analytical Services, Inc..

Pace Analytical®
www.pacelabs.com

Pace Analytical Services, Inc.
Not NELAP Accredited
4860 Blazer Parkway
Dublin, OH 43017
(614)486-5421

Pace Analytical Services, Inc.
7726 Moller Road
Indianapolis, IN 46268
(317)228-3100

QUALITY CONTROL DATA

Project: Bridgeton Landfill 2Q 2016 GW
Pace Project No.: 50146462

QC Batch: 335046 Analysis Method: EPA 6020
QC Batch Method: EPA 200.2 Analysis Description: 6020 MET
Associated Lab Samples: 50146462001, 50146462002, 50146462003, 50146462004, 50146462005, 50146462006, 50146462007, 50146462008, 50146462009, 50146462010, 50146462017, 50146462018, 50146462019, 50146462020, 50146462021

METHOD BLANK: 1554222 Matrix: Water
Associated Lab Samples: 50146462001, 50146462002, 50146462003, 50146462004, 50146462005, 50146462006, 50146462007, 50146462008, 50146462009, 50146462010, 50146462017, 50146462018, 50146462019, 50146462020, 50146462021

Parameter	Units	Blank Result	Reporting Limit	Analyzed	Qualifiers
Antimony	ug/L	ND	5.0	06/07/16 20:57	
Arsenic	ug/L	ND	5.0	06/07/16 20:57	
Beryllium	ug/L	ND	2.0	06/07/16 20:57	
Cadmium	ug/L	ND	0.20	06/07/16 20:57	
Chromium	ug/L	ND	5.0	06/07/16 20:57	
Copper	ug/L	ND	5.0	06/07/16 20:57	
Lead	ug/L	ND	5.0	06/07/16 20:57	
Selenium	ug/L	ND	5.0	06/07/16 20:57	
Silver	ug/L	ND	5.0	06/07/16 20:57	
Thallium	ug/L	ND	2.0	06/07/16 20:57	
Vanadium	ug/L	ND	10.0	06/07/16 20:57	N2

LABORATORY CONTROL SAMPLE: 1554223

Parameter	Units	Spike Conc.	LCS Result	LCS % Rec	% Rec Limits	Qualifiers
Antimony	ug/L	40	39.5	99	80-120	
Arsenic	ug/L	40	36.6	91	80-120	
Beryllium	ug/L	40	41.6	104	80-120	
Cadmium	ug/L	40	40.6	102	80-120	
Chromium	ug/L	40	41.0	103	80-120	
Copper	ug/L	40	40.1	100	80-120	
Lead	ug/L	40	39.2	98	80-120	
Selenium	ug/L	40	40.4	101	80-120	
Silver	ug/L	40	39.9	100	80-120	
Thallium	ug/L	40	38.7	97	80-120	
Vanadium	ug/L	40	40.5	101	80-120	N2

MATRIX SPIKE & MATRIX SPIKE DUPLICATE: 1554224 1554225

Parameter	Units	50146462004 Result	MS Spike Conc.	MSD Spike Conc.	MS Result	MSD Result	MS % Rec	MSD % Rec	% Rec Limits	RPD	Max RPD	Qual
Antimony	ug/L	ND	40	40	40.4	40.2	101	100	75-125	1	20	
Arsenic	ug/L	ND	40	40	37.7	38.4	92	94	75-125	2	20	
Beryllium	ug/L	ND	40	40	42.2	43.2	105	108	75-125	2	20	
Cadmium	ug/L	ND	40	40	39.8	39.6	99	99	75-125	0	20	

Results presented on this page are in the units indicated by the "Units" column except where an alternate unit is presented to the right of the result.

REPORT OF LABORATORY ANALYSIS

This report shall not be reproduced, except in full,
without the written consent of Pace Analytical Services, Inc..

Pace Analytical®
www.pacelabs.com

Pace Analytical Services, Inc.
Not NELAP Accredited
4860 Blazer Parkway
Dublin, OH 43017
(614)486-5421

Pace Analytical Services, Inc.
7726 Moller Road
Indianapolis, IN 46268
(317)228-3100

QUALITY CONTROL DATA

Project: Bridgeton Landfill 2Q 2016 GW
Pace Project No.: 50146462

MATRIX SPIKE & MATRIX SPIKE DUPLICATE: 1554224 1554225

Parameter	Units	50146462004 Result	MS Spike Conc.	MSD Spike Conc.	MS Result	MSD Result	MS % Rec	MSD % Rec	% Rec Limits	RPD	Max RPD	Qual
Chromium	ug/L	ND	40	40	39.8	39.9	97	97	75-125	0	20	
Copper	ug/L	ND	40	40	37.8	38.0	89	90	75-125	0	20	
Lead	ug/L	ND	40	40	39.6	40.1	98	99	75-125	1	20	
Selenium	ug/L	ND	40	40	36.7	37.3	90	92	75-125	1	20	
Silver	ug/L	ND	40	40	39.3	38.6	98	96	75-125	2	20	
Thallium	ug/L	ND	40	40	39.1	39.7	98	99	75-125	1	20	
Vanadium	ug/L	ND	40	40	41.2	41.6	100	101	75-125	1	20	N2

Results presented on this page are in the units indicated by the "Units" column except where an alternate unit is presented to the right of the result.

REPORT OF LABORATORY ANALYSIS

This report shall not be reproduced, except in full,
without the written consent of Pace Analytical Services, Inc..

Pace Analytical
www.pacelabs.com

Pace Analytical Services, Inc.
Not NELAP Accredited
4860 Blazer Parkway
Dublin, OH 43017
(614)486-5421

Pace Analytical Services, Inc.
7726 Moller Road
Indianapolis, IN 46268
(317)228-3100

QUALITY CONTROL DATA

Project: Bridgeton Landfill 2Q 2016 GW
Pace Project No.: 50146462

QC Batch: 335565
QC Batch Method: EPA 200.2
Analysis Method: EPA 6020
Analysis Description: 6020 MET
Associated Lab Samples: 50146462022

METHOD BLANK: 1556033
Matrix: Water
Associated Lab Samples: 50146462022

Parameter	Units	Blank Result	Reporting Limit	Analyzed	Qualifiers
Antimony	ug/L	ND	5.0	06/09/16 17:32	1d
Arsenic	ug/L	ND	5.0	06/09/16 17:32	1d
Beryllium	ug/L	ND	2.0	06/09/16 17:32	1d
Cadmium	ug/L	ND	0.20	06/09/16 17:32	1d
Chromium	ug/L	ND	5.0	06/09/16 17:32	1d
Copper	ug/L	ND	5.0	06/09/16 17:32	1d
Lead	ug/L	ND	5.0	06/09/16 17:32	1d
Selenium	ug/L	ND	5.0	06/09/16 17:32	1d
Silver	ug/L	ND	5.0	06/09/16 17:32	1d
Thallium	ug/L	ND	2.0	06/09/16 17:32	1d
Vanadium	ug/L	ND	10.0	06/09/16 17:32	1d,N2

LABORATORY CONTROL SAMPLE: 1556034

Parameter	Units	Spike Conc.	LCS Result	LCS % Rec	% Rec Limits	Qualifiers
Antimony	ug/L	40	41.0	103	80-120	1d
Arsenic	ug/L	40	37.0	92	80-120	1d
Beryllium	ug/L	40	40.0	100	80-120	1d
Cadmium	ug/L	40	40.7	102	80-120	1d
Chromium	ug/L	40	42.6	106	80-120	1d
Copper	ug/L	40	40.8	102	80-120	1d
Lead	ug/L	40	40.6	102	80-120	1d
Selenium	ug/L	40	40.7	102	80-120	1d
Silver	ug/L	40	39.9	100	80-120	1d
Thallium	ug/L	40	40.9	102	80-120	1d
Vanadium	ug/L	40	41.4	103	80-120	1d,N2

MATRIX SPIKE & MATRIX SPIKE DUPLICATE: 1556035 1556036

Parameter	Units	50146570002 Result	MS Spike Conc.	MSD Spike Conc.	MS Result	MSD Result	MS % Rec	MSD % Rec	% Rec Limits	RPD	Max RPD	Qual
Antimony	ug/L	ND	40	40	42.0	43.2	104	107	75-125	3	20	1d
Arsenic	ug/L	ND	40	40	37.4	38.5	93	96	75-125	3	20	1d
Beryllium	ug/L	ND	40	40	42.2	42.6	106	106	75-125	1	20	1d
Cadmium	ug/L	0.00050 mg/L	40	40	40.1	41.1	99	101	75-125	2	20	1d
Chromium	ug/L	ND	40	40	42.7	42.3	104	103	75-125	1	20	1d
Copper	ug/L	0.0014 mg/L	40	40	38.1	38.5	92	93	75-125	1	20	1d

Results presented on this page are in the units indicated by the "Units" column except where an alternate unit is presented to the right of the result.

REPORT OF LABORATORY ANALYSIS

This report shall not be reproduced, except in full,
without the written consent of Pace Analytical Services, Inc..

Pace Analytical Services, Inc.
Not NELAP Accredited
4860 Blazer Parkway
Dublin, OH 43017
(614)486-5421

Pace Analytical Services, Inc.
7726 Moller Road
Indianapolis, IN 46268
(317)228-3100

QUALITY CONTROL DATA

Project: Bridgeton Landfill 2Q 2016 GW
Pace Project No.: 50146462

MATRIX SPIKE & MATRIX SPIKE DUPLICATE: 1556035 1556036

Parameter	Units	50146570002 Result	MS Spike Conc.	MSD Spike Conc.	MS Result	MSD Result	MS % Rec	MSD % Rec	% Rec Limits	RPD	Max RPD	Qual
Lead	ug/L	ND	40	40	41.3	41.9	103	105	75-125	1	20	1d
Selenium	ug/L	0.0092 mg/L	40	40	50.6	49.0	104	100	75-125	3	20	1d
Silver	ug/L	ND	40	40	38.6	38.9	96	97	75-125	1	20	1d
Thallium	ug/L	ND	40	40	41.7	42.3	104	106	75-125	1	20	1d
Vanadium	ug/L	ND	40	40	41.9	41.8	103	103	75-125	0	20	1d,N2

MATRIX SPIKE & MATRIX SPIKE DUPLICATE: 1556037 1556038

Parameter	Units	50146572002 Result	MS Spike Conc.	MSD Spike Conc.	MS Result	MSD Result	MS % Rec	MSD % Rec	% Rec Limits	RPD	Max RPD	Qual
Antimony	ug/L	0.0013 mg/L	40	40	43.3	43.4	105	105	75-125	0	20	1d
Arsenic	ug/L	ND	40	40	37.4	37.5	91	92	75-125	0	20	1d
Beryllium	ug/L	ND	40	40	43.6	42.9	109	107	75-125	2	20	1d
Cadmium	ug/L	ND	40	40	39.4	39.3	98	98	75-125	0	20	1d
Chromium	ug/L	ND	40	40	41.5	43.5	103	108	75-125	5	20	1d
Copper	ug/L	0.0035 mg/L	40	40	37.6	36.2	85	82	75-125	4	20	1d
Lead	ug/L	ND	40	40	41.4	41.3	103	103	75-125	0	20	1d
Selenium	ug/L	0.0067 mg/L	40	40	44.3	45.0	94	96	75-125	2	20	1d
Silver	ug/L	ND	40	40	37.7	37.4	94	94	75-125	1	20	1d
Thallium	ug/L	ND	40	40	42.1	42.1	104	104	75-125	0	20	1d
Vanadium	ug/L	0.014 mg/L	40	40	56.8	59.5	107	114	75-125	5	20	1d,N2

MATRIX SPIKE & MATRIX SPIKE DUPLICATE: 1556039 1556040

Parameter	Units	50146674003 Result	MS Spike Conc.	MSD Spike Conc.	MS Result	MSD Result	MS % Rec	MSD % Rec	% Rec Limits	RPD	Max RPD	Qual
Antimony	ug/L	ND	40	40	41.2	41.5	103	104	75-125	1	20	1d
Arsenic	ug/L	ND	40	40	37.2	36.0	92	89	75-125	3	20	1d
Beryllium	ug/L	ND	40	40	40.3	40.8	101	102	75-125	1	20	1d
Cadmium	ug/L	ND	40	40	39.1	39.5	98	99	75-125	1	20	1d
Chromium	ug/L	ND	40	40	42.3	42.0	105	104	75-125	1	20	1d
Copper	ug/L	0.0010 mg/L	40	40	36.6	37.1	89	90	75-125	1	20	1d
Lead	ug/L	ND	40	40	41.1	41.0	102	102	75-125	0	20	1d
Selenium	ug/L	ND	40	40	40.2	37.0	100	92	75-125	8	20	1d
Silver	ug/L	ND	40	40	38.6	38.3	96	96	75-125	1	20	1d
Thallium	ug/L	ND	40	40	41.3	41.4	103	104	75-125	0	20	1d
Vanadium	ug/L	ND	40	40	42.0	42.3	105	106	75-125	1	20	1d,N2

Results presented on this page are in the units indicated by the "Units" column except where an alternate unit is presented to the right of the result.

REPORT OF LABORATORY ANALYSIS

This report shall not be reproduced, except in full,
without the written consent of Pace Analytical Services, Inc..

Pace Analytical
www.pacelabs.com

Pace Analytical Services, Inc.
Not NELAP Accredited
4860 Blazer Parkway
Dublin, OH 43017
(614)486-5421

Pace Analytical Services, Inc.
7726 Moller Road
Indianapolis, IN 46268
(317)228-3100

QUALITY CONTROL DATA

Project: Bridgeton Landfill 2Q 2016 GW
Pace Project No.: 50146462

QC Batch: 336075 Analysis Method: EPA 6020
QC Batch Method: EPA 200.2 Analysis Description: 6020 MET
Associated Lab Samples: 50146462024, 50146462025, 50146462026, 50146462027, 50146462028, 50146462030, 50146462031, 50146462032, 50146462033, 50146462034, 50146462035, 50146462036, 50146462037

METHOD BLANK: 1558305 Matrix: Water
Associated Lab Samples: 50146462024, 50146462025, 50146462026, 50146462027, 50146462028, 50146462030, 50146462031, 50146462032, 50146462033, 50146462034, 50146462035, 50146462036, 50146462037

Parameter	Units	Blank Result	Reporting Limit	Analyzed	Qualifiers
Antimony	ug/L	ND	5.0	06/10/16 19:30	
Arsenic	ug/L	ND	5.0	06/10/16 19:30	
Beryllium	ug/L	ND	2.0	06/10/16 19:30	
Cadmium	ug/L	ND	0.20	06/10/16 19:30	
Chromium	ug/L	ND	5.0	06/10/16 19:30	
Copper	ug/L	ND	5.0	06/10/16 19:30	
Lead	ug/L	ND	5.0	06/10/16 19:30	
Selenium	ug/L	ND	5.0	06/10/16 19:30	
Silver	ug/L	ND	5.0	06/10/16 19:30	
Thallium	ug/L	ND	2.0	06/10/16 19:30	
Vanadium	ug/L	ND	10.0	06/10/16 19:30	N2

LABORATORY CONTROL SAMPLE: 1558306

Parameter	Units	Spike Conc.	LCS Result	LCS % Rec	% Rec Limits	Qualifiers
Antimony	ug/L	40	41.5	104	80-120	
Arsenic	ug/L	40	38.0	95	80-120	
Beryllium	ug/L	40	39.0	98	80-120	
Cadmium	ug/L	40	40.9	102	80-120	
Chromium	ug/L	40	41.2	103	80-120	
Copper	ug/L	40	40.8	102	80-120	
Lead	ug/L	40	40.0	100	80-120	
Selenium	ug/L	40	39.5	99	80-120	
Silver	ug/L	40	40.3	101	80-120	
Thallium	ug/L	40	40.1	100	80-120	
Vanadium	ug/L	40	41.9	105	80-120	N2

MATRIX SPIKE & MATRIX SPIKE DUPLICATE: 1558307 1558308

Parameter	Units	50146462027 Result	MS Spike Conc.	MSD Spike Conc.	MS Result	MSD Result	MS % Rec	MSD % Rec	% Rec Limits	RPD	Max RPD	Qual
Antimony	ug/L	ND	40	40	41.2	41.6	103	104	75-125	1	20	
Arsenic	ug/L	ND	40	40	37.8	38.9	91	94	75-125	3	20	
Beryllium	ug/L	ND	40	40	38.9	38.8	97	97	75-125	0	20	
Cadmium	ug/L	ND	40	40	39.7	39.6	99	99	75-125	0	20	
Chromium	ug/L	ND	40	40	40.6	41.1	99	100	75-125	1	20	
Copper	ug/L	ND	40	40	38.5	38.0	86	85	75-125	1	20	

Results presented on this page are in the units indicated by the "Units" column except where an alternate unit is presented to the right of the result.

REPORT OF LABORATORY ANALYSIS

This report shall not be reproduced, except in full,
without the written consent of Pace Analytical Services, Inc..

Pace Analytical
www.pacelabs.com

Pace Analytical Services, Inc.
Not NELAP Accredited
4860 Blazer Parkway
Dublin, OH 43017
(614)486-5421

Pace Analytical Services, Inc.
7726 Moller Road
Indianapolis, IN 46268
(317)228-3100

QUALITY CONTROL DATA

Project: Bridgeton Landfill 2Q 2016 GW
Pace Project No.: 50146462

MATRIX SPIKE & MATRIX SPIKE DUPLICATE: 1558307 1558308

Parameter	Units	50146462027 Result	MS Spike Conc.	MSD Spike Conc.	MS Result	MSD Result	MS % Rec	MSD % Rec	% Rec Limits	RPD	Max RPD	Qual
Lead	ug/L	ND	40	40	40.2	40.4	100	101	75-125	1	20	
Selenium	ug/L	ND	40	40	39.2	38.5	98	96	75-125	2	20	
Silver	ug/L	ND	40	40	38.8	38.3	97	96	75-125	1	20	
Thallium	ug/L	ND	40	40	40.6	41.1	102	103	75-125	1	20	
Vanadium	ug/L	ND	40	40	39.3	39.4	98	99	75-125	0	20	N2

Results presented on this page are in the units indicated by the "Units" column except where an alternate unit is presented to the right of the result.

REPORT OF LABORATORY ANALYSIS

This report shall not be reproduced, except in full,
without the written consent of Pace Analytical Services, Inc..

Pace Analytical
www.pacelabs.com

Pace Analytical Services, Inc.
Not NELAP Accredited
4860 Blazer Parkway
Dublin, OH 43017
(614)486-5421

Pace Analytical Services, Inc.
7726 Moller Road
Indianapolis, IN 46268
(317)228-3100

QUALITY CONTROL DATA

Project: Bridgeton Landfill 2Q 2016 GW
Pace Project No.: 50146462

QC Batch: 336737 Analysis Method: EPA 6020
QC Batch Method: EPA 200.2 Analysis Description: 6020 MET
Associated Lab Samples: 50146462039, 50146462040, 50146462041, 50146462042, 50146462043, 50146462044, 50146462045, 50146462046, 50146462047, 50146462048, 50146462049

METHOD BLANK: 1561556 Matrix: Water
Associated Lab Samples: 50146462039, 50146462040, 50146462041, 50146462042, 50146462043, 50146462044, 50146462045, 50146462046, 50146462047, 50146462048, 50146462049

Parameter	Units	Blank Result	Reporting Limit	Analyzed	Qualifiers
Antimony	ug/L	ND	5.0	06/16/16 14:53	
Arsenic	ug/L	ND	5.0	06/16/16 14:53	
Beryllium	ug/L	ND	2.0	06/16/16 14:53	
Cadmium	ug/L	ND	0.20	06/16/16 14:53	
Chromium	ug/L	ND	5.0	06/16/16 14:53	
Copper	ug/L	ND	5.0	06/16/16 14:53	
Lead	ug/L	ND	5.0	06/16/16 14:53	
Selenium	ug/L	ND	5.0	06/16/16 14:53	
Silver	ug/L	ND	5.0	06/16/16 14:53	
Thallium	ug/L	ND	2.0	06/16/16 14:53	
Vanadium	ug/L	ND	10.0	06/16/16 14:53	N2

LABORATORY CONTROL SAMPLE: 1561557

Parameter	Units	Spike Conc.	LCS Result	LCS % Rec	% Rec Limits	Qualifiers
Antimony	ug/L	40	41.4	104	80-120	
Arsenic	ug/L	40	39.1	98	80-120	
Beryllium	ug/L	40	39.0	98	80-120	
Cadmium	ug/L	40	40.0	100	80-120	
Chromium	ug/L	40	41.1	103	80-120	
Copper	ug/L	40	40.3	101	80-120	
Lead	ug/L	40	41.0	102	80-120	
Selenium	ug/L	40	38.2	95	80-120	
Silver	ug/L	40	40.4	101	80-120	
Thallium	ug/L	40	41.9	105	80-120	
Vanadium	ug/L	40	39.6	99	80-120	N2

MATRIX SPIKE & MATRIX SPIKE DUPLICATE: 1561558 1561559

Parameter	Units	50146856003 Result	MS Spike Conc.	MSD Spike Conc.	MS Result	MSD Result	MS % Rec	MSD % Rec	% Rec Limits	RPD	Max RPD	Qual
Antimony	ug/L	0.011 mg/L	40	40	56.0	53.5	112	106	75-125	5	20	
Arsenic	ug/L	ND	40	40	40.2	40.2	100	100	75-125	0	20	
Beryllium	ug/L	ND	40	40	42.1	41.1	105	103	75-125	3	20	
Cadmium	ug/L	ND	40	40	41.7	39.9	104	100	75-125	5	20	
Chromium	ug/L	ND	40	40	41.2	41.4	102	102	75-125	1	20	

Results presented on this page are in the units indicated by the "Units" column except where an alternate unit is presented to the right of the result.

REPORT OF LABORATORY ANALYSIS

This report shall not be reproduced, except in full,
without the written consent of Pace Analytical Services, Inc..

Pace Analytical Services, Inc.
Not NELAP Accredited
4860 Blazer Parkway
Dublin, OH 43017
(614)486-5421

Pace Analytical Services, Inc.
7726 Moller Road
Indianapolis, IN 46268
(317)228-3100

QUALITY CONTROL DATA

Project: Bridgeton Landfill 2Q 2016 GW
Pace Project No.: 50146462

MATRIX SPIKE & MATRIX SPIKE DUPLICATE: 1561558 1561559

Parameter	Units	50146856003 Result	MS Spike Conc.	MSD Spike Conc.	MS Result	MSD Result	MS % Rec	MSD % Rec	% Rec Limits	RPD	Max RPD	Qual
Copper	ug/L	0.0015 mg/L	40	40	40.9	39.7	98	96	75-125	3	20	
Lead	ug/L	ND	40	40	42.8	41.7	107	104	75-125	3	20	
Selenium	ug/L	0.010 mg/L	40	40	49.6	49.9	98	99	75-125	1	20	
Silver	ug/L	ND	40	40	40.8	39.2	102	98	75-125	4	20	
Thallium	ug/L	ND	40	40	44.6	43.8	111	109	75-125	2	20	
Vanadium	ug/L	ND	40	40	40.5	41.0	101	103	75-125	1	20	N2

Results presented on this page are in the units indicated by the "Units" column except where an alternate unit is presented to the right of the result.

REPORT OF LABORATORY ANALYSIS

This report shall not be reproduced, except in full,
without the written consent of Pace Analytical Services, Inc..

Pace Analytical®
www.pacelabs.com

Pace Analytical Services, Inc.
Not NELAP Accredited
4860 Blazer Parkway
Dublin, OH 43017
(614)486-5421

Pace Analytical Services, Inc.
7726 Moller Road
Indianapolis, IN 46268
(317)228-3100

QUALITY CONTROL DATA

Project: Bridgeton Landfill 2Q 2016 GW
Pace Project No.: 50146462

QC Batch: 336248
QC Batch Method: EPA 8260
Analysis Method: EPA 8260
Analysis Description: 8260 MSV
Associated Lab Samples: 50146462001, 50146462003

METHOD BLANK: 1559595
Matrix: Water
Associated Lab Samples: 50146462001, 50146462003

Parameter	Units	Blank Result	Reporting Limit	Analyzed	Qualifiers
1,1,1,2-Tetrachloroethane	ug/L	ND	5.0	06/11/16 02:36	
1,1,1-Trichloroethane	ug/L	ND	5.0	06/11/16 02:36	
1,1,2,2-Tetrachloroethane	ug/L	ND	5.0	06/11/16 02:36	
1,1,2-Trichloroethane	ug/L	ND	5.0	06/11/16 02:36	
1,1-Dichloroethane	ug/L	ND	5.0	06/11/16 02:36	
1,1-Dichloroethene	ug/L	ND	5.0	06/11/16 02:36	
1,2,3-Trichloropropane	ug/L	ND	5.0	06/11/16 02:36	
1,2,4-Trimethylbenzene	ug/L	ND	5.0	06/11/16 02:36	
1,2-Dibromo-3-chloropropane	ug/L	ND	5.0	06/11/16 02:36	
1,2-Dibromoethane (EDB)	ug/L	ND	5.0	06/11/16 02:36	
1,2-Dichlorobenzene	ug/L	ND	5.0	06/11/16 02:36	
1,2-Dichloroethane	ug/L	ND	5.0	06/11/16 02:36	
1,2-Dichloropropane	ug/L	ND	5.0	06/11/16 02:36	
1,3,5-Trimethylbenzene	ug/L	ND	5.0	06/11/16 02:36	
1,4-Dichlorobenzene	ug/L	ND	5.0	06/11/16 02:36	
2-Butanone (MEK)	ug/L	ND	10.0	06/11/16 02:36	
2-Hexanone	ug/L	ND	10.0	06/11/16 02:36	
4-Methyl-2-pentanone (MIBK)	ug/L	ND	10.0	06/11/16 02:36	
Acetone	ug/L	ND	10.0	06/11/16 02:36	
Acrylonitrile	ug/L	ND	100	06/11/16 02:36	
Benzene	ug/L	ND	5.0	06/11/16 02:36	
Bromochloromethane	ug/L	ND	5.0	06/11/16 02:36	
Bromodichloromethane	ug/L	ND	5.0	06/11/16 02:36	
Bromoform	ug/L	ND	5.0	06/11/16 02:36	
Bromomethane	ug/L	ND	10.0	06/11/16 02:36	
Carbon disulfide	ug/L	ND	10.0	06/11/16 02:36	
Carbon tetrachloride	ug/L	ND	5.0	06/11/16 02:36	
Chlorobenzene	ug/L	ND	5.0	06/11/16 02:36	
Chloroethane	ug/L	ND	10.0	06/11/16 02:36	
Chloroform	ug/L	ND	5.0	06/11/16 02:36	
Chloromethane	ug/L	ND	10.0	06/11/16 02:36	
cis-1,2-Dichloroethene	ug/L	ND	5.0	06/11/16 02:36	
cis-1,3-Dichloropropene	ug/L	ND	5.0	06/11/16 02:36	
Dibromochloromethane	ug/L	ND	5.0	06/11/16 02:36	
Dibromomethane	ug/L	ND	10.0	06/11/16 02:36	
Ethylbenzene	ug/L	ND	5.0	06/11/16 02:36	
Iodomethane	ug/L	ND	5.0	06/11/16 02:36	
Isopropylbenzene (Cumene)	ug/L	ND	5.0	06/11/16 02:36	
Methyl-tert-butyl ether	ug/L	ND	5.0	06/11/16 02:36	
Methylene Chloride	ug/L	ND	5.0	06/11/16 02:36	
n-Butyl chloride	ug/L	ND	5.0	06/11/16 02:36	N2

Results presented on this page are in the units indicated by the "Units" column except where an alternate unit is presented to the right of the result.

REPORT OF LABORATORY ANALYSIS

This report shall not be reproduced, except in full,
without the written consent of Pace Analytical Services, Inc..

Pace Analytical®
www.pacelabs.com

Pace Analytical Services, Inc.
Not NELAP Accredited
4860 Blazer Parkway
Dublin, OH 43017
(614)486-5421

Pace Analytical Services, Inc.
7726 Moller Road
Indianapolis, IN 46268
(317)228-3100

QUALITY CONTROL DATA

Project: Bridgeton Landfill 2Q 2016 GW
Pace Project No.: 50146462

METHOD BLANK: 1559595 Matrix: Water
Associated Lab Samples: 50146462001, 50146462003

Parameter	Units	Blank Result	Reporting Limit	Analyzed	Qualifiers
p-Isopropyltoluene	ug/L	ND	5.0	06/11/16 02:36	
Styrene	ug/L	ND	5.0	06/11/16 02:36	
Tetrachloroethene	ug/L	ND	5.0	06/11/16 02:36	
Tetrahydrofuran	ug/L	ND	100	06/11/16 02:36	N2
Toluene	ug/L	ND	5.0	06/11/16 02:36	
trans-1,2-Dichloroethene	ug/L	ND	5.0	06/11/16 02:36	
trans-1,3-Dichloropropene	ug/L	ND	5.0	06/11/16 02:36	
trans-1,4-Dichloro-2-butene	ug/L	ND	10.0	06/11/16 02:36	
Trichloroethene	ug/L	ND	5.0	06/11/16 02:36	
Trichlorofluoromethane	ug/L	ND	10.0	06/11/16 02:36	
Vinyl acetate	ug/L	ND	10.0	06/11/16 02:36	
Vinyl chloride	ug/L	ND	2.0	06/11/16 02:36	
Xylene (Total)	ug/L	ND	5.0	06/11/16 02:36	
4-Bromofluorobenzene (S)	%.	89	79-116	06/11/16 02:36	
Dibromofluoromethane (S)	%.	106	84-118	06/11/16 02:36	
Toluene-d8 (S)	%.	98	86-110	06/11/16 02:36	

LABORATORY CONTROL SAMPLE: 1559596

Parameter	Units	Spike Conc.	LCS Result	LCS % Rec	% Rec Limits	Qualifiers
1,1,1,2-Tetrachloroethane	ug/L	50	50.0	100	74-130	
1,1,1-Trichloroethane	ug/L	50	44.9	90	72-123	
1,1,2,2-Tetrachloroethane	ug/L	50	42.0	84	72-124	
1,1,2-Trichloroethane	ug/L	50	46.4	93	75-125	
1,1-Dichloroethane	ug/L	50	49.4	99	70-120	
1,1-Dichloroethene	ug/L	50	38.7	77	69-127	
1,2,3-Trichloropropane	ug/L	50	41.7	83	77-127	
1,2,4-Trimethylbenzene	ug/L	50	43.0	86	73-125	
1,2-Dibromo-3-chloropropane	ug/L	50	42.6	85	67-123	
1,2-Dibromoethane (EDB)	ug/L	50	48.5	97	76-125	
1,2-Dichlorobenzene	ug/L	50	47.8	96	77-122	
1,2-Dichloroethane	ug/L	50	44.9	90	70-123	
1,2-Dichloropropane	ug/L	50	50.9	102	77-124	
1,3,5-Trimethylbenzene	ug/L	50	43.8	88	75-124	
1,4-Dichlorobenzene	ug/L	50	48.7	97	75-117	
2-Butanone (MEK)	ug/L	250	247	99	60-135	
2-Hexanone	ug/L	250	267	107	65-139	
4-Methyl-2-pentanone (MIBK)	ug/L	250	276	110	66-134	
Acetone	ug/L	250	224	89	47-144	
Acrylonitrile	ug/L	200	181	91	64-133	
Benzene	ug/L	50	49.8	100	76-122	
Bromochloromethane	ug/L	50	55.4	111	74-134	
Bromodichloromethane	ug/L	50	41.9	84	71-124	
Bromoform	ug/L	50	38.7	77	60-125	

Results presented on this page are in the units indicated by the "Units" column except where an alternate unit is presented to the right of the result.

REPORT OF LABORATORY ANALYSIS

This report shall not be reproduced, except in full,
without the written consent of Pace Analytical Services, Inc..

Pace Analytical
www.pacelabs.com

Pace Analytical Services, Inc.
Not NELAP Accredited
4860 Blazer Parkway
Dublin, OH 43017
(614)486-5421

Pace Analytical Services, Inc.
7726 Moller Road
Indianapolis, IN 46268
(317)228-3100

QUALITY CONTROL DATA

Project: Bridgeton Landfill 2Q 2016 GW
Pace Project No.: 50146462

LABORATORY CONTROL SAMPLE: 1559596

Parameter	Units	Spike Conc.	LCS Result	LCS % Rec	% Rec Limits	Qualifiers
Bromomethane	ug/L	50	48.7	97	23-194	
Carbon disulfide	ug/L	50	48.3	97	63-130	
Carbon tetrachloride	ug/L	50	50.1	100	73-133	
Chlorobenzene	ug/L	50	51.7	103	76-118	
Chloroethane	ug/L	50	38.4	77	50-147	
Chloroform	ug/L	50	48.1	96	70-119	
Chloromethane	ug/L	50	47.2	94	52-136	
cis-1,2-Dichloroethene	ug/L	50	52.1	104	74-120	
cis-1,3-Dichloropropene	ug/L	50	46.0	92	71-134	
Dibromochloromethane	ug/L	50	50.2	100	73-127	
Dibromomethane	ug/L	50	50.2	100	75-124	
Ethylbenzene	ug/L	50	50.1	100	75-123	
Iodomethane	ug/L	100	118	118	56-142	
Isopropylbenzene (Cumene)	ug/L	50	50.1	100	84-134	
Methyl-tert-butyl ether	ug/L	50	43.6	87	65-131	
Methylene Chloride	ug/L	50	46.1	92	66-130	
n-Butyl chloride	ug/L	50	51.1	102	70-130	N2
p-Isopropyltoluene	ug/L	50	45.8	92	75-124	
Styrene	ug/L	50	47.8	96	78-128	
Tetrachloroethene	ug/L	50	55.7	111	69-119	
Tetrahydrofuran	ug/L	50	41.2J	82	50-150	N2
Toluene	ug/L	50	48.8	98	74-122	
trans-1,2-Dichloroethene	ug/L	50	48.4	97	72-122	
trans-1,3-Dichloropropene	ug/L	50	41.4	83	66-135	
trans-1,4-Dichloro-2-butene	ug/L	200	93.3	47	39-153	
Trichloroethene	ug/L	50	49.1	98	75-123	
Trichlorofluoromethane	ug/L	50	47.2	94	58-148	
Vinyl acetate	ug/L	200	213	106	67-154	
Vinyl chloride	ug/L	50	45.9	92	61-147	
Xylene (Total)	ug/L	150	150	100	75-127	
4-Bromofluorobenzene (S)	%.			94	79-116	
Dibromofluoromethane (S)	%.			103	84-118	
Toluene-d8 (S)	%.			100	86-110	

MATRIX SPIKE SAMPLE: 1559597

Parameter	Units	50146462001 Result	Spike Conc.	MS Result	MS % Rec	% Rec Limits	Qualifiers
1,1,1,2-Tetrachloroethane	ug/L	ND	50	43.8	88	44-142	
1,1,1-Trichloroethane	ug/L	ND	50	44.2	88	51-140	
1,1,2,2-Tetrachloroethane	ug/L	ND	50	37.6	75	49-138	
1,1,2-Trichloroethane	ug/L	ND	50	40.5	81	51-138	
1,1-Dichloroethane	ug/L	ND	50	47.0	94	48-137	
1,1-Dichloroethene	ug/L	ND	50	40.4	81	51-144	
1,2,3-Trichloropropane	ug/L	ND	50	38.0	76	51-139	
1,2,4-Trimethylbenzene	ug/L	ND	50	39.4	79	32-143	

Results presented on this page are in the units indicated by the "Units" column except where an alternate unit is presented to the right of the result.

REPORT OF LABORATORY ANALYSIS

This report shall not be reproduced, except in full,
without the written consent of Pace Analytical Services, Inc..

Pace Analytical®
www.pacelabs.com

Pace Analytical Services, Inc.
Not NELAP Accredited
4860 Blazer Parkway
Dublin, OH 43017
(614)486-5421

Pace Analytical Services, Inc.
7726 Moller Road
Indianapolis, IN 46268
(317)228-3100

QUALITY CONTROL DATA

Project: Bridgeton Landfill 2Q 2016 GW
Pace Project No.: 50146462

MATRIX SPIKE SAMPLE: 1559597

Parameter	Units	50146462001 Result	Spike Conc.	MS Result	MS % Rec	% Rec Limits	Qualifiers
1,2-Dibromo-3-chloropropane	ug/L	ND	50	40.6	81	37-127	
1,2-Dibromoethane (EDB)	ug/L	ND	50	42.7	85	52-134	
1,2-Dichlorobenzene	ug/L	ND	50	45.3	91	38-138	
1,2-Dichloroethane	ug/L	ND	50	43.8	88	44-144	
1,2-Dichloropropane	ug/L	ND	50	46.6	93	56-138	
1,3,5-Trimethylbenzene	ug/L	ND	50	40.0	80	28-146	
1,4-Dichlorobenzene	ug/L	ND	50	45.3	91	34-134	
2-Butanone (MEK)	ug/L	ND	250	228	91	44-142	
2-Hexanone	ug/L	ND	250	246	98	43-150	
4-Methyl-2-pentanone (MIBK)	ug/L	ND	250	246	98	46-143	
Acetone	ug/L	ND	250	202	81	33-150	
Acrylonitrile	ug/L	ND	200	162	81	47-143	
Benzene	ug/L	ND	50	46.1	92	51-140	
Bromochloromethane	ug/L	ND	50	53.5	107	53-148	
Bromodichloromethane	ug/L	ND	50	37.6	75	46-137	
Bromoform	ug/L	ND	50	31.4	63	36-127	
Bromomethane	ug/L	ND	50	47.7	95	10-188	
Carbon disulfide	ug/L	ND	50	38.4	77	35-148	
Carbon tetrachloride	ug/L	ND	50	47.2	94	45-151	
Chlorobenzene	ug/L	ND	50	45.7	91	45-138	
Chloroethane	ug/L	ND	50	42.1	84	33-164	
Chloroform	ug/L	ND	50	45.7	91	50-135	
Chloromethane	ug/L	ND	50	54.4	109	38-146	
cis-1,2-Dichloroethene	ug/L	ND	50	46.2	92	43-144	
cis-1,3-Dichloropropene	ug/L	ND	50	32.1	64	42-136	
Dibromochloromethane	ug/L	ND	50	41.2	82	45-136	
Dibromomethane	ug/L	ND	50	45.1	90	51-139	
Ethylbenzene	ug/L	ND	50	44.5	89	36-146	
Iodomethane	ug/L	ND	100	108	108	28-153	
Isopropylbenzene (Cumene)	ug/L	ND	50	46.1	92	43-159	
Methyl-tert-butyl ether	ug/L	ND	50	39.6	79	43-146	
Methylene Chloride	ug/L	ND	50	41.7	83	48-140	
n-Butyl chloride	ug/L	ND	50	49.0	98	70-130	N2
p-Isopropyltoluene	ug/L	ND	50	44.1	88	21-151	
Styrene	ug/L	ND	50	35.7	71	31-148	
Tetrachloroethene	ug/L	ND	50	48.9	98	38-139	
Tetrahydrofuran	ug/L	ND	50	39J	78	50-150	N2
Toluene	ug/L	ND	50	43.4	87	44-140	
trans-1,2-Dichloroethene	ug/L	ND	50	44.9	90	50-139	
trans-1,3-Dichloropropene	ug/L	ND	50	28.6	57	37-138	
trans-1,4-Dichloro-2-butene	ug/L	ND	200	21.8	11	10-157	
Trichloroethene	ug/L	ND	50	45.2	90	44-146	
Trichlorofluoromethane	ug/L	ND	50	49.2	98	41-164	
Vinyl acetate	ug/L	ND	200	111	55	15-146	
Vinyl chloride	ug/L	ND	50	48.5	97	43-166	
Xylene (Total)	ug/L	ND	150	133	88	35-146	
4-Bromofluorobenzene (S)	%.				95	79-116	

Results presented on this page are in the units indicated by the "Units" column except where an alternate unit is presented to the right of the result.

REPORT OF LABORATORY ANALYSIS

This report shall not be reproduced, except in full,
without the written consent of Pace Analytical Services, Inc.

Pace Analytical
www.pacelabs.com

Pace Analytical Services, Inc.
Not NELAP Accredited
4860 Blazer Parkway
Dublin, OH 43017
(614)486-5421

Pace Analytical Services, Inc.
7726 Moller Road
Indianapolis, IN 46268
(317)228-3100

QUALITY CONTROL DATA

Project: Bridgeton Landfill 2Q 2016 GW
Pace Project No.: 50146462

MATRIX SPIKE SAMPLE: 1559597

Parameter	Units	50146462001 Result	Spike Conc.	MS Result	MS % Rec	% Rec Limits	Qualifiers
Dibromofluoromethane (S)	%.				107	84-118	
Toluene-d8 (S)	%.				95	86-110	

SAMPLE DUPLICATE: 1559598

Parameter	Units	50146462003 Result	Dup Result	RPD	Max RPD	Qualifiers
1,1,1,2-Tetrachloroethane	ug/L	ND	ND		20	
1,1,1-Trichloroethane	ug/L	ND	ND		20	
1,1,2,2-Tetrachloroethane	ug/L	ND	ND		20	
1,1,2-Trichloroethane	ug/L	ND	ND		20	
1,1-Dichloroethane	ug/L	ND	ND		20	
1,1-Dichloroethene	ug/L	ND	ND		20	
1,2,3-Trichloropropane	ug/L	ND	ND		20	
1,2,4-Trimethylbenzene	ug/L	ND	ND		20	
1,2-Dibromo-3-chloropropane	ug/L	ND	ND		20	
1,2-Dibromoethane (EDB)	ug/L	ND	ND		20	
1,2-Dichlorobenzene	ug/L	ND	ND		20	
1,2-Dichloroethane	ug/L	ND	ND		20	
1,2-Dichloropropane	ug/L	ND	ND		20	
1,3,5-Trimethylbenzene	ug/L	ND	ND		20	
1,4-Dichlorobenzene	ug/L	ND	ND		20	
2-Butanone (MEK)	ug/L	ND	ND		20	
2-Hexanone	ug/L	ND	ND		20	
4-Methyl-2-pentanone (MIBK)	ug/L	ND	ND		20	
Acetone	ug/L	ND	ND		20	
Acrylonitrile	ug/L	ND	ND		20	
Benzene	ug/L	ND	ND		20	
Bromochloromethane	ug/L	ND	ND		20	
Bromodichloromethane	ug/L	ND	ND		20	
Bromoform	ug/L	ND	ND		20	
Bromomethane	ug/L	ND	ND		20	
Carbon disulfide	ug/L	ND	ND		20	
Carbon tetrachloride	ug/L	ND	ND		20	
Chlorobenzene	ug/L	ND	ND		20	
Chloroethane	ug/L	ND	ND		20	
Chloroform	ug/L	ND	ND		20	
Chloromethane	ug/L	ND	ND		20	
cis-1,2-Dichloroethene	ug/L	ND	ND		20	
cis-1,3-Dichloropropene	ug/L	ND	ND		20	
Dibromochloromethane	ug/L	ND	ND		20	
Dibromomethane	ug/L	ND	ND		20	
Ethylbenzene	ug/L	ND	ND		20	
Iodomethane	ug/L	ND	ND		20	
Isopropylbenzene (Cumene)	ug/L	ND	ND		20	
Methyl-tert-butyl ether	ug/L	ND	.25J		20	

Results presented on this page are in the units indicated by the "Units" column except where an alternate unit is presented to the right of the result.

REPORT OF LABORATORY ANALYSIS

This report shall not be reproduced, except in full,
without the written consent of Pace Analytical Services, Inc..

Pace Analytical Services, Inc.
Not NELAP Accredited
4860 Blazer Parkway
Dublin, OH 43017
(614)486-5421

Pace Analytical Services, Inc.
7726 Moller Road
Indianapolis, IN 46268
(317)228-3100

QUALITY CONTROL DATA

Project: Bridgeton Landfill 2Q 2016 GW
Pace Project No.: 50146462

SAMPLE DUPLICATE: 1559598

Parameter	Units	50146462003 Result	Dup Result	RPD	Max RPD	Qualifiers
Methylene Chloride	ug/L	ND	ND		20	
n-Butyl chloride	ug/L	ND	ND		20	N2
p-Isopropyltoluene	ug/L	ND	ND		20	
Styrene	ug/L	ND	ND		20	
Tetrachloroethene	ug/L	ND	ND		20	
Tetrahydrofuran	ug/L	ND	1.4J		20	N2
Toluene	ug/L	ND	ND		20	
trans-1,2-Dichloroethene	ug/L	ND	ND		20	
trans-1,3-Dichloropropene	ug/L	ND	ND		20	
trans-1,4-Dichloro-2-butene	ug/L	ND	ND		20	
Trichloroethene	ug/L	ND	ND		20	
Trichlorofluoromethane	ug/L	ND	ND		20	
Vinyl acetate	ug/L	ND	ND		20	
Vinyl chloride	ug/L	ND	ND		20	
Xylene (Total)	ug/L	ND	ND		20	
4-Bromofluorobenzene (S)	%.	93	92	1		
Dibromofluoromethane (S)	%.	104	103	1		
Toluene-d8 (S)	%.	98	101	3		

Results presented on this page are in the units indicated by the "Units" column except where an alternate unit is presented to the right of the result.

REPORT OF LABORATORY ANALYSIS

This report shall not be reproduced, except in full,
without the written consent of Pace Analytical Services, Inc..

Pace Analytical
www.pacelabs.com

Pace Analytical Services, Inc.
Not NELAP Accredited
4860 Blazer Parkway
Dublin, OH 43017
(614)486-5421

Pace Analytical Services, Inc.
7726 Moller Road
Indianapolis, IN 46268
(317)228-3100

QUALITY CONTROL DATA

Project: Bridgeton Landfill 2Q 2016 GW
Pace Project No.: 50146462

QC Batch: 336798 Analysis Method: EPA 8260
QC Batch Method: EPA 8260 Analysis Description: 8260 MSV
Associated Lab Samples: 50146462002, 50146462004, 50146462005, 50146462006, 50146462007

METHOD BLANK: 1561783 Matrix: Water
Associated Lab Samples: 50146462002, 50146462004, 50146462005, 50146462006, 50146462007

Parameter	Units	Blank Result	Reporting Limit	Analyzed	Qualifiers
1,1,1,2-Tetrachloroethane	ug/L	ND	5.0	06/15/16 03:05	
1,1,1-Trichloroethane	ug/L	ND	5.0	06/15/16 03:05	
1,1,2,2-Tetrachloroethane	ug/L	ND	5.0	06/15/16 03:05	
1,1,2-Trichloroethane	ug/L	ND	5.0	06/15/16 03:05	
1,1-Dichloroethane	ug/L	ND	5.0	06/15/16 03:05	
1,1-Dichloroethene	ug/L	ND	5.0	06/15/16 03:05	
1,2,3-Trichloropropane	ug/L	ND	5.0	06/15/16 03:05	
1,2,4-Trimethylbenzene	ug/L	ND	5.0	06/15/16 03:05	
1,2-Dibromo-3-chloropropane	ug/L	ND	5.0	06/15/16 03:05	
1,2-Dibromoethane (EDB)	ug/L	ND	5.0	06/15/16 03:05	
1,2-Dichlorobenzene	ug/L	ND	5.0	06/15/16 03:05	
1,2-Dichloroethane	ug/L	ND	5.0	06/15/16 03:05	
1,2-Dichloropropane	ug/L	ND	5.0	06/15/16 03:05	
1,3,5-Trimethylbenzene	ug/L	ND	5.0	06/15/16 03:05	
1,4-Dichlorobenzene	ug/L	ND	5.0	06/15/16 03:05	
2-Butanone (MEK)	ug/L	ND	10.0	06/15/16 03:05	
2-Hexanone	ug/L	ND	10.0	06/15/16 03:05	
4-Methyl-2-pentanone (MIBK)	ug/L	ND	10.0	06/15/16 03:05	
Acetone	ug/L	ND	10.0	06/15/16 03:05	
Acrylonitrile	ug/L	ND	100	06/15/16 03:05	
Benzene	ug/L	ND	5.0	06/15/16 03:05	
Bromochloromethane	ug/L	ND	5.0	06/15/16 03:05	
Bromodichloromethane	ug/L	ND	5.0	06/15/16 03:05	
Bromoform	ug/L	ND	5.0	06/15/16 03:05	
Bromomethane	ug/L	ND	10.0	06/15/16 03:05	
Carbon disulfide	ug/L	ND	10.0	06/15/16 03:05	
Carbon tetrachloride	ug/L	ND	5.0	06/15/16 03:05	
Chlorobenzene	ug/L	ND	5.0	06/15/16 03:05	
Chloroethane	ug/L	ND	10.0	06/15/16 03:05	
Chloroform	ug/L	ND	5.0	06/15/16 03:05	
Chloromethane	ug/L	ND	10.0	06/15/16 03:05	
cis-1,2-Dichloroethene	ug/L	ND	5.0	06/15/16 03:05	
cis-1,3-Dichloropropene	ug/L	ND	5.0	06/15/16 03:05	
Dibromochloromethane	ug/L	ND	5.0	06/15/16 03:05	
Dibromomethane	ug/L	ND	10.0	06/15/16 03:05	
Ethylbenzene	ug/L	ND	5.0	06/15/16 03:05	
Iodomethane	ug/L	ND	5.0	06/15/16 03:05	
Isopropylbenzene (Cumene)	ug/L	ND	5.0	06/15/16 03:05	
Methyl-tert-butyl ether	ug/L	ND	5.0	06/15/16 03:05	
Methylene Chloride	ug/L	ND	5.0	06/15/16 03:05	
n-Butyl chloride	ug/L	ND	5.0	06/15/16 03:05	N2

Results presented on this page are in the units indicated by the "Units" column except where an alternate unit is presented to the right of the result.

REPORT OF LABORATORY ANALYSIS

This report shall not be reproduced, except in full,
without the written consent of Pace Analytical Services, Inc..

Pace Analytical®
www.pacelabs.com

Pace Analytical Services, Inc.
Not NELAP Accredited
4860 Blazer Parkway
Dublin, OH 43017
(614)486-5421

Pace Analytical Services, Inc.
7726 Moller Road
Indianapolis, IN 46268
(317)228-3100

QUALITY CONTROL DATA

Project: Bridgeton Landfill 2Q 2016 GW
Pace Project No.: 50146462

METHOD BLANK: 1561783 Matrix: Water
Associated Lab Samples: 50146462002, 50146462004, 50146462005, 50146462006, 50146462007

Parameter	Units	Blank Result	Reporting Limit	Analyzed	Qualifiers
p-Isopropyltoluene	ug/L	ND	5.0	06/15/16 03:05	
Styrene	ug/L	ND	5.0	06/15/16 03:05	
Tetrachloroethene	ug/L	ND	5.0	06/15/16 03:05	
Tetrahydrofuran	ug/L	ND	100	06/15/16 03:05	N2
Toluene	ug/L	ND	5.0	06/15/16 03:05	
trans-1,2-Dichloroethene	ug/L	ND	5.0	06/15/16 03:05	
trans-1,3-Dichloropropene	ug/L	ND	5.0	06/15/16 03:05	
trans-1,4-Dichloro-2-butene	ug/L	ND	10.0	06/15/16 03:05	
Trichloroethene	ug/L	ND	5.0	06/15/16 03:05	
Trichlorofluoromethane	ug/L	ND	10.0	06/15/16 03:05	
Vinyl acetate	ug/L	ND	10.0	06/15/16 03:05	
Vinyl chloride	ug/L	ND	2.0	06/15/16 03:05	
Xylene (Total)	ug/L	ND	5.0	06/15/16 03:05	
4-Bromofluorobenzene (S)	%.	90	79-116	06/15/16 03:05	
Dibromofluoromethane (S)	%.	97	84-118	06/15/16 03:05	
Toluene-d8 (S)	%.	99	86-110	06/15/16 03:05	

LABORATORY CONTROL SAMPLE: 1561784

Parameter	Units	Spike Conc.	LCS Result	LCS % Rec	% Rec Limits	Qualifiers
1,1,1,2-Tetrachloroethane	ug/L	50	48.7	97	74-130	
1,1,1-Trichloroethane	ug/L	50	46.4	93	72-123	
1,1,2,2-Tetrachloroethane	ug/L	50	46.7	93	72-124	
1,1,2-Trichloroethane	ug/L	50	54.8	110	75-125	
1,1-Dichloroethane	ug/L	50	45.0	90	70-120	
1,1-Dichloroethene	ug/L	50	61.5	123	69-127	
1,2,3-Trichloropropane	ug/L	50	48.2	96	77-127	
1,2,4-Trimethylbenzene	ug/L	50	53.8	108	73-125	
1,2-Dibromo-3-chloropropane	ug/L	50	42.0	84	67-123	
1,2-Dibromoethane (EDB)	ug/L	50	51.3	103	76-125	
1,2-Dichlorobenzene	ug/L	50	52.9	106	77-122	
1,2-Dichloroethane	ug/L	50	52.2	104	70-123	
1,2-Dichloropropane	ug/L	50	52.6	105	77-124	
1,3,5-Trimethylbenzene	ug/L	50	53.5	107	75-124	
1,4-Dichlorobenzene	ug/L	50	54.3	109	75-117	
2-Butanone (MEK)	ug/L	250	238	95	60-135	
2-Hexanone	ug/L	250	240	96	65-139	
4-Methyl-2-pentanone (MIBK)	ug/L	250	236	94	66-134	
Acetone	ug/L	250	231	92	47-144	
Acrylonitrile	ug/L	200	194	97	64-133	
Benzene	ug/L	50	53.3	107	76-122	
Bromochloromethane	ug/L	50	53.1	106	74-134	
Bromodichloromethane	ug/L	50	52.2	104	71-124	
Bromoform	ug/L	50	45.4	91	60-125	

Results presented on this page are in the units indicated by the "Units" column except where an alternate unit is presented to the right of the result.

REPORT OF LABORATORY ANALYSIS

This report shall not be reproduced, except in full,
without the written consent of Pace Analytical Services, Inc..

Pace Analytical
www.pacelabs.com

Pace Analytical Services, Inc.
Not NELAP Accredited
4860 Blazer Parkway
Dublin, OH 43017
(614)486-5421

Pace Analytical Services, Inc.
7726 Moller Road
Indianapolis, IN 46268
(317)228-3100

QUALITY CONTROL DATA

Project: Bridgeton Landfill 2Q 2016 GW
Pace Project No.: 50146462

LABORATORY CONTROL SAMPLE: 1561784

Parameter	Units	Spike Conc.	LCS Result	LCS % Rec	% Rec Limits	Qualifiers
Bromomethane	ug/L	50	70.2	140	23-194	
Carbon disulfide	ug/L	50	52.0	104	63-130	
Carbon tetrachloride	ug/L	50	46.6	93	73-133	
Chlorobenzene	ug/L	50	55.5	111	76-118	
Chloroethane	ug/L	50	44.5	89	50-147	
Chloroform	ug/L	50	53.1	106	70-119	
Chloromethane	ug/L	50	46.7	93	52-136	
cis-1,2-Dichloroethene	ug/L	50	55.6	111	74-120	
cis-1,3-Dichloropropene	ug/L	50	54.5	109	71-134	
Dibromochloromethane	ug/L	50	46.3	93	73-127	
Dibromomethane	ug/L	50	49.1	98	75-124	
Ethylbenzene	ug/L	50	49.1	98	75-123	
Iodomethane	ug/L	100	107	107	56-142	
Isopropylbenzene (Cumene)	ug/L	50	49.9	100	84-134	
Methyl-tert-butyl ether	ug/L	50	39.9	80	65-131	
Methylene Chloride	ug/L	50	44.8	90	66-130	
n-Butyl chloride	ug/L	50	45.7	91	70-130	N2
p-Isopropyltoluene	ug/L	50	47.3	95	75-124	
Styrene	ug/L	50	45.6	91	78-128	
Tetrachloroethene	ug/L	50	45.7	91	69-119	
Tetrahydrofuran	ug/L	50	50.6J	101	50-150	N2
Toluene	ug/L	50	53.0	106	74-122	
trans-1,2-Dichloroethene	ug/L	50	48.9	98	72-122	
trans-1,3-Dichloropropene	ug/L	50	44.3	89	66-135	
trans-1,4-Dichloro-2-butene	ug/L	200	163	82	39-153	
Trichloroethene	ug/L	50	47.9	96	75-123	
Trichlorofluoromethane	ug/L	50	59.9	120	58-148	
Vinyl acetate	ug/L	200	190	95	67-154	
Vinyl chloride	ug/L	50	53.5	107	61-147	
Xylene (Total)	ug/L	150	169	113	75-127	
4-Bromofluorobenzene (S)	%.			99	79-116	
Dibromofluoromethane (S)	%.			97	84-118	
Toluene-d8 (S)	%.			97	86-110	

MATRIX SPIKE SAMPLE: 1561786

Parameter	Units	50146462007 Result	Spike Conc.	MS Result	MS % Rec	% Rec Limits	Qualifiers
1,1,1,2-Tetrachloroethane	ug/L	ND	50	45.0	90	44-142	
1,1,1-Trichloroethane	ug/L	ND	50	47.6	95	51-140	
1,1,2,2-Tetrachloroethane	ug/L	ND	50	43.2	86	49-138	
1,1,2-Trichloroethane	ug/L	ND	50	52.4	105	51-138	
1,1-Dichloroethane	ug/L	ND	50	46.1	92	48-137	
1,1-Dichloroethene	ug/L	ND	50	65.8	132	51-144	
1,2,3-Trichloropropane	ug/L	ND	50	44.9	90	51-139	
1,2,4-Trimethylbenzene	ug/L	ND	50	51.2	102	32-143	

Results presented on this page are in the units indicated by the "Units" column except where an alternate unit is presented to the right of the result.

REPORT OF LABORATORY ANALYSIS

This report shall not be reproduced, except in full,
without the written consent of Pace Analytical Services, Inc..

Pace Analytical Services, Inc.
Not NELAP Accredited
4860 Blazer Parkway
Dublin, OH 43017
(614)486-5421

Pace Analytical Services, Inc.
7726 Moller Road
Indianapolis, IN 46268
(317)228-3100

QUALITY CONTROL DATA

Project: Bridgeton Landfill 2Q 2016 GW
Pace Project No.: 50146462

MATRIX SPIKE SAMPLE: 1561786

Parameter	Units	50146462007 Result	Spike Conc.	MS Result	MS % Rec	% Rec Limits	Qualifiers
1,2-Dibromo-3-chloropropane	ug/L	ND	50	40.0	80	37-127	
1,2-Dibromoethane (EDB)	ug/L	ND	50	47.3	95	52-134	
1,2-Dichlorobenzene	ug/L	ND	50	51.5	103	38-138	
1,2-Dichloroethane	ug/L	ND	50	50.7	101	44-144	
1,2-Dichloropropane	ug/L	ND	50	51.5	103	56-138	
1,3,5-Trimethylbenzene	ug/L	ND	50	52.5	105	28-146	
1,4-Dichlorobenzene	ug/L	ND	50	53.1	106	34-134	
2-Butanone (MEK)	ug/L	ND	250	220	88	44-142	
2-Hexanone	ug/L	ND	250	214	86	43-150	
4-Methyl-2-pentanone (MIBK)	ug/L	ND	250	215	86	46-143	
Acetone	ug/L	ND	250	211	84	33-150	
Acrylonitrile	ug/L	ND	200	192	96	47-143	
Benzene	ug/L	ND	50	53.9	108	51-140	
Bromochloromethane	ug/L	ND	50	54.2	108	53-148	
Bromodichloromethane	ug/L	ND	50	51.4	103	46-137	
Bromoform	ug/L	ND	50	ND	0	36-127	M0
Bromomethane	ug/L	ND	50	34.6	69	10-188	
Carbon disulfide	ug/L	ND	50	56.1	112	35-148	
Carbon tetrachloride	ug/L	ND	50	50.2	100	45-151	
Chlorobenzene	ug/L	ND	50	53.5	107	45-138	
Chloroethane	ug/L	ND	50	74.1	148	33-164	
Chloroform	ug/L	ND	50	53.4	107	50-135	
Chloromethane	ug/L	ND	50	52.0	104	38-146	
cis-1,2-Dichloroethene	ug/L	ND	50	57.2	114	43-144	
cis-1,3-Dichloropropene	ug/L	ND	50	50.2	100	42-136	
Dibromochloromethane	ug/L	ND	50	43.7	87	45-136	
Dibromomethane	ug/L	ND	50	49.7	99	51-139	
Ethylbenzene	ug/L	ND	50	47.9	96	36-146	
Iodomethane	ug/L	ND	100	93.8	94	28-153	
Isopropylbenzene (Cumene)	ug/L	ND	50	48.6	97	43-159	
Methyl-tert-butyl ether	ug/L	ND	50	43.7	87	43-146	
Methylene Chloride	ug/L	ND	50	46.0	92	48-140	
n-Butyl chloride	ug/L	ND	50	48.1	96	70-130	N2
p-Isopropyltoluene	ug/L	ND	50	45.8	92	21-151	
Styrene	ug/L	ND	50	43.2	86	31-148	
Tetrachloroethene	ug/L	ND	50	44.5	89	38-139	
Tetrahydrofuran	ug/L	ND	50	47.3J	95	50-150	N2
Toluene	ug/L	ND	50	51.7	103	44-140	
trans-1,2-Dichloroethene	ug/L	ND	50	51.8	104	50-139	
trans-1,3-Dichloropropene	ug/L	ND	50	39.9	80	37-138	
trans-1,4-Dichloro-2-butene	ug/L	ND	200	139	70	10-157	
Trichloroethene	ug/L	ND	50	49.2	98	44-146	
Trichlorofluoromethane	ug/L	ND	50	64.9	130	41-164	
Vinyl acetate	ug/L	ND	200	128	64	15-146	
Vinyl chloride	ug/L	ND	50	58.5	117	43-166	
Xylene (Total)	ug/L	ND	150	161	107	35-146	
4-Bromofluorobenzene (S)	%.				94	79-116	

Results presented on this page are in the units indicated by the "Units" column except where an alternate unit is presented to the right of the result.

REPORT OF LABORATORY ANALYSIS

This report shall not be reproduced, except in full,
without the written consent of Pace Analytical Services, Inc..

Pace Analytical
www.pacelabs.com

Pace Analytical Services, Inc.
Not NELAP Accredited
4860 Blazer Parkway
Dublin, OH 43017
(614)486-5421

Pace Analytical Services, Inc.
7726 Moller Road
Indianapolis, IN 46268
(317)228-3100

QUALITY CONTROL DATA

Project: Bridgeton Landfill 2Q 2016 GW
Pace Project No.: 50146462

MATRIX SPIKE SAMPLE: 1561786

Parameter	Units	50146462007 Result	Spike Conc.	MS Result	MS % Rec	% Rec Limits	Qualifiers
Dibromofluoromethane (S)	%.				98	84-118	
Toluene-d8 (S)	%.				95	86-110	

SAMPLE DUPLICATE: 1561785

Parameter	Units	50146462005 Result	Dup Result	RPD	Max RPD	Qualifiers
1,1,1,2-Tetrachloroethane	ug/L	ND	ND		20	
1,1,1-Trichloroethane	ug/L	ND	ND		20	
1,1,2,2-Tetrachloroethane	ug/L	ND	ND		20	
1,1,2-Trichloroethane	ug/L	ND	ND		20	
1,1-Dichloroethane	ug/L	ND	ND		20	
1,1-Dichloroethene	ug/L	ND	ND		20	
1,2,3-Trichloropropane	ug/L	ND	ND		20	
1,2,4-Trimethylbenzene	ug/L	ND	ND		20	
1,2-Dibromo-3-chloropropane	ug/L	ND	ND		20	
1,2-Dibromoethane (EDB)	ug/L	ND	ND		20	
1,2-Dichlorobenzene	ug/L	ND	ND		20	
1,2-Dichloroethane	ug/L	ND	ND		20	
1,2-Dichloropropane	ug/L	ND	ND		20	
1,3,5-Trimethylbenzene	ug/L	ND	ND		20	
1,4-Dichlorobenzene	ug/L	ND	ND		20	
2-Butanone (MEK)	ug/L	ND	ND		20	
2-Hexanone	ug/L	ND	ND		20	
4-Methyl-2-pentanone (MIBK)	ug/L	ND	ND		20	
Acetone	ug/L	ND	ND		20	
Acrylonitrile	ug/L	ND	ND		20	
Benzene	ug/L	ND	ND		20	
Bromochloromethane	ug/L	ND	ND		20	
Bromodichloromethane	ug/L	ND	ND		20	
Bromoform	ug/L	ND	ND		20	
Bromomethane	ug/L	ND	ND		20	
Carbon disulfide	ug/L	ND	ND		20	
Carbon tetrachloride	ug/L	ND	ND		20	
Chlorobenzene	ug/L	ND	ND		20	
Chloroethane	ug/L	ND	ND		20	
Chloroform	ug/L	ND	ND		20	
Chloromethane	ug/L	ND	ND		20	
cis-1,2-Dichloroethene	ug/L	ND	ND		20	
cis-1,3-Dichloropropene	ug/L	ND	ND		20	
Dibromochloromethane	ug/L	ND	ND		20	
Dibromomethane	ug/L	ND	ND		20	
Ethylbenzene	ug/L	ND	ND		20	
Iodomethane	ug/L	ND	ND		20	
Isopropylbenzene (Cumene)	ug/L	ND	ND		20	
Methyl-tert-butyl ether	ug/L	ND	ND		20	

Results presented on this page are in the units indicated by the "Units" column except where an alternate unit is presented to the right of the result.

REPORT OF LABORATORY ANALYSIS

This report shall not be reproduced, except in full,
without the written consent of Pace Analytical Services, Inc..

Pace Analytical
www.pacelabs.com

Pace Analytical Services, Inc.
Not NELAP Accredited
4860 Blazer Parkway
Dublin, OH 43017
(614)486-5421

Pace Analytical Services, Inc.
7726 Moller Road
Indianapolis, IN 46268
(317)228-3100

QUALITY CONTROL DATA

Project: Bridgeton Landfill 2Q 2016 GW
Pace Project No.: 50146462

SAMPLE DUPLICATE: 1561785

Parameter	Units	50146462005 Result	Dup Result	RPD	Max RPD	Qualifiers
Methylene Chloride	ug/L	ND	ND		20	
n-Butyl chloride	ug/L	ND	ND		20	N2
p-Isopropyltoluene	ug/L	ND	ND		20	
Styrene	ug/L	ND	ND		20	
Tetrachloroethene	ug/L	ND	ND		20	
Tetrahydrofuran	ug/L	ND	16.2J		20	N2
Toluene	ug/L	ND	ND		20	
trans-1,2-Dichloroethene	ug/L	ND	ND		20	
trans-1,3-Dichloropropene	ug/L	ND	ND		20	
trans-1,4-Dichloro-2-butene	ug/L	ND	ND		20	
Trichloroethene	ug/L	ND	ND		20	
Trichlorofluoromethane	ug/L	ND	ND		20	
Vinyl acetate	ug/L	ND	ND		20	
Vinyl chloride	ug/L	ND	ND		20	
Xylene (Total)	ug/L	ND	ND		20	
4-Bromofluorobenzene (S)	%.	90	87	3		
Dibromofluoromethane (S)	%.	98	98	1		
Toluene-d8 (S)	%.	97	95	2		

Results presented on this page are in the units indicated by the "Units" column except where an alternate unit is presented to the right of the result.

REPORT OF LABORATORY ANALYSIS

This report shall not be reproduced, except in full,
without the written consent of Pace Analytical Services, Inc..

Pace Analytical®
www.pacelabs.com

Pace Analytical Services, Inc.
Not NELAP Accredited
4860 Blazer Parkway
Dublin, OH 43017
(614)486-5421

Pace Analytical Services, Inc.
7726 Moller Road
Indianapolis, IN 46268
(317)228-3100

QUALITY CONTROL DATA

Project: Bridgeton Landfill 2Q 2016 GW
Pace Project No.: 50146462

QC Batch: 337048 Analysis Method: EPA 8260
QC Batch Method: EPA 8260 Analysis Description: 8260 MSV
Associated Lab Samples: 50146462008, 50146462009, 50146462010, 50146462011, 50146462017

METHOD BLANK: 1563080 Matrix: Water
Associated Lab Samples: 50146462008, 50146462009, 50146462010, 50146462011, 50146462017

Parameter	Units	Blank Result	Reporting Limit	Analyzed	Qualifiers
1,1,1,2-Tetrachloroethane	ug/L	ND	5.0	06/15/16 15:14	
1,1,1-Trichloroethane	ug/L	ND	5.0	06/15/16 15:14	
1,1,2,2-Tetrachloroethane	ug/L	ND	5.0	06/15/16 15:14	
1,1,2-Trichloroethane	ug/L	ND	5.0	06/15/16 15:14	
1,1-Dichloroethane	ug/L	ND	5.0	06/15/16 15:14	
1,1-Dichloroethene	ug/L	ND	5.0	06/15/16 15:14	
1,2,3-Trichloropropane	ug/L	ND	5.0	06/15/16 15:14	
1,2,4-Trimethylbenzene	ug/L	ND	5.0	06/15/16 15:14	
1,2-Dibromo-3-chloropropane	ug/L	ND	5.0	06/15/16 15:14	
1,2-Dibromoethane (EDB)	ug/L	ND	5.0	06/15/16 15:14	
1,2-Dichlorobenzene	ug/L	ND	5.0	06/15/16 15:14	
1,2-Dichloroethane	ug/L	ND	5.0	06/15/16 15:14	
1,2-Dichloropropane	ug/L	ND	5.0	06/15/16 15:14	
1,3,5-Trimethylbenzene	ug/L	ND	5.0	06/15/16 15:14	
1,4-Dichlorobenzene	ug/L	ND	5.0	06/15/16 15:14	
2-Butanone (MEK)	ug/L	ND	10.0	06/15/16 15:14	
2-Hexanone	ug/L	ND	10.0	06/15/16 15:14	
4-Methyl-2-pentanone (MIBK)	ug/L	ND	10.0	06/15/16 15:14	
Acetone	ug/L	ND	10.0	06/15/16 15:14	
Acrylonitrile	ug/L	ND	100	06/15/16 15:14	
Benzene	ug/L	ND	5.0	06/15/16 15:14	
Bromochloromethane	ug/L	ND	5.0	06/15/16 15:14	
Bromodichloromethane	ug/L	ND	5.0	06/15/16 15:14	
Bromoform	ug/L	ND	5.0	06/15/16 15:14	
Bromomethane	ug/L	ND	10.0	06/15/16 15:14	
Carbon disulfide	ug/L	ND	10.0	06/15/16 15:14	
Carbon tetrachloride	ug/L	ND	5.0	06/15/16 15:14	
Chlorobenzene	ug/L	ND	5.0	06/15/16 15:14	
Chloroethane	ug/L	ND	10.0	06/15/16 15:14	
Chloroform	ug/L	ND	5.0	06/15/16 15:14	
Chloromethane	ug/L	ND	10.0	06/15/16 15:14	
cis-1,2-Dichloroethene	ug/L	ND	5.0	06/15/16 15:14	
cis-1,3-Dichloropropene	ug/L	ND	5.0	06/15/16 15:14	
Dibromochloromethane	ug/L	ND	5.0	06/15/16 15:14	
Dibromomethane	ug/L	ND	10.0	06/15/16 15:14	
Ethylbenzene	ug/L	ND	5.0	06/15/16 15:14	
Iodomethane	ug/L	ND	5.0	06/15/16 15:14	
Isopropylbenzene (Cumene)	ug/L	ND	5.0	06/15/16 15:14	
Methyl-tert-butyl ether	ug/L	ND	5.0	06/15/16 15:14	
Methylene Chloride	ug/L	ND	5.0	06/15/16 15:14	
n-Butyl chloride	ug/L	ND	5.0	06/15/16 15:14	N2

Results presented on this page are in the units indicated by the "Units" column except where an alternate unit is presented to the right of the result.

REPORT OF LABORATORY ANALYSIS

This report shall not be reproduced, except in full,
without the written consent of Pace Analytical Services, Inc..

Pace Analytical®
www.pacelabs.com

Pace Analytical Services, Inc.
Not NELAP Accredited
4860 Blazer Parkway
Dublin, OH 43017
(614)486-5421

Pace Analytical Services, Inc.
7726 Moller Road
Indianapolis, IN 46268
(317)228-3100

QUALITY CONTROL DATA

Project: Bridgeton Landfill 2Q 2016 GW
Pace Project No.: 50146462

METHOD BLANK: 1563080 Matrix: Water
Associated Lab Samples: 50146462008, 50146462009, 50146462010, 50146462011, 50146462017

Parameter	Units	Blank Result	Reporting Limit	Analyzed	Qualifiers
p-Isopropyltoluene	ug/L	ND	5.0	06/15/16 15:14	
Styrene	ug/L	ND	5.0	06/15/16 15:14	
Tetrachloroethene	ug/L	ND	5.0	06/15/16 15:14	
Tetrahydrofuran	ug/L	ND	100	06/15/16 15:14	N2
Toluene	ug/L	ND	5.0	06/15/16 15:14	
trans-1,2-Dichloroethene	ug/L	ND	5.0	06/15/16 15:14	
trans-1,3-Dichloropropene	ug/L	ND	5.0	06/15/16 15:14	
trans-1,4-Dichloro-2-butene	ug/L	ND	10.0	06/15/16 15:14	
Trichloroethene	ug/L	ND	5.0	06/15/16 15:14	
Trichlorofluoromethane	ug/L	ND	10.0	06/15/16 15:14	
Vinyl acetate	ug/L	ND	10.0	06/15/16 15:14	
Vinyl chloride	ug/L	ND	2.0	06/15/16 15:14	
Xylene (Total)	ug/L	ND	5.0	06/15/16 15:14	
4-Bromofluorobenzene (S)	%.	95	79-116	06/15/16 15:14	
Dibromofluoromethane (S)	%.	98	84-118	06/15/16 15:14	
Toluene-d8 (S)	%.	99	86-110	06/15/16 15:14	

LABORATORY CONTROL SAMPLE: 1563081

Parameter	Units	Spike Conc.	LCS Result	LCS % Rec	% Rec Limits	Qualifiers
1,1,1,2-Tetrachloroethane	ug/L	50	47.9	96	74-130	
1,1,1-Trichloroethane	ug/L	50	48.1	96	72-123	
1,1,2,2-Tetrachloroethane	ug/L	50	51.5	103	72-124	
1,1,2-Trichloroethane	ug/L	50	58.8	118	75-125	
1,1-Dichloroethane	ug/L	50	49.4	99	70-120	
1,1-Dichloroethene	ug/L	50	53.2	106	69-127	
1,2,3-Trichloropropane	ug/L	50	55.8	112	77-127	
1,2,4-Trimethylbenzene	ug/L	50	45.2	90	73-125	
1,2-Dibromo-3-chloropropane	ug/L	50	47.8	96	67-123	
1,2-Dibromoethane (EDB)	ug/L	50	51.6	103	76-125	
1,2-Dichlorobenzene	ug/L	50	57.5	115	77-122	
1,2-Dichloroethane	ug/L	50	49.6	99	70-123	
1,2-Dichloropropane	ug/L	50	48.4	97	77-124	
1,3,5-Trimethylbenzene	ug/L	50	54.1	108	75-124	
1,4-Dichlorobenzene	ug/L	50	54.9	110	75-117	
2-Butanone (MEK)	ug/L	250	258	103	60-135	
2-Hexanone	ug/L	250	289	116	65-139	
4-Methyl-2-pentanone (MIBK)	ug/L	250	291	116	66-134	
Acetone	ug/L	250	306	122	47-144	
Acrylonitrile	ug/L	200	208	104	64-133	
Benzene	ug/L	50	59.7	119	76-122	
Bromochloromethane	ug/L	50	55.5	111	74-134	
Bromodichloromethane	ug/L	50	46.7	93	71-124	
Bromoform	ug/L	50	46.0	92	60-125	

Results presented on this page are in the units indicated by the "Units" column except where an alternate unit is presented to the right of the result.

REPORT OF LABORATORY ANALYSIS

This report shall not be reproduced, except in full,
without the written consent of Pace Analytical Services, Inc..

Pace Analytical
www.pacelabs.com

Pace Analytical Services, Inc.
Not NELAP Accredited
4860 Blazer Parkway
Dublin, OH 43017
(614)486-5421

Pace Analytical Services, Inc.
7726 Moller Road
Indianapolis, IN 46268
(317)228-3100

QUALITY CONTROL DATA

Project: Bridgeton Landfill 2Q 2016 GW
Pace Project No.: 50146462

LABORATORY CONTROL SAMPLE: 1563081

Parameter	Units	Spike Conc.	LCS Result	LCS % Rec	% Rec Limits	Qualifiers
Bromomethane	ug/L	50	43.2	86	23-194	
Carbon disulfide	ug/L	50	50.6	101	63-130	
Carbon tetrachloride	ug/L	50	50.5	101	73-133	
Chlorobenzene	ug/L	50	58.9	118	76-118	
Chloroethane	ug/L	50	45.2	90	50-147	
Chloroform	ug/L	50	48.5	97	70-119	
Chloromethane	ug/L	50	48.6	97	52-136	
cis-1,2-Dichloroethene	ug/L	50	49.8	100	74-120	
cis-1,3-Dichloropropene	ug/L	50	50.0	100	71-134	
Dibromochloromethane	ug/L	50	48.4	97	73-127	
Dibromomethane	ug/L	50	51.4	103	75-124	
Ethylbenzene	ug/L	50	49.8	100	75-123	
Iodomethane	ug/L	100	92.4	92	56-142	
Isopropylbenzene (Cumene)	ug/L	50	49.8	100	84-134	
Methyl-tert-butyl ether	ug/L	50	49.4	99	65-131	
Methylene Chloride	ug/L	50	46.8	94	66-130	
n-Butyl chloride	ug/L	50	50.2	100	70-130	N2
p-Isopropyltoluene	ug/L	50	45.1	90	75-124	
Styrene	ug/L	50	47.3	95	78-128	
Tetrachloroethene	ug/L	50	48.5	97	69-119	
Tetrahydrofuran	ug/L	50	59.7J	119	50-150	N2
Toluene	ug/L	50	58.4	117	74-122	
trans-1,2-Dichloroethene	ug/L	50	51.3	103	72-122	
trans-1,3-Dichloropropene	ug/L	50	47.5	95	66-135	
trans-1,4-Dichloro-2-butene	ug/L	200	212	106	39-153	
Trichloroethene	ug/L	50	48.8	98	75-123	
Trichlorofluoromethane	ug/L	50	60.3	121	58-148	
Vinyl acetate	ug/L	200	236	118	67-154	
Vinyl chloride	ug/L	50	57.7	115	61-147	
Xylene (Total)	ug/L	150	146	97	75-127	
4-Bromofluorobenzene (S)	%.			106	79-116	
Dibromofluoromethane (S)	%.			99	84-118	
Toluene-d8 (S)	%.			100	86-110	

MATRIX SPIKE SAMPLE: 1563083

Parameter	Units	50146462017 Result	Spike Conc.	MS Result	MS % Rec	% Rec Limits	Qualifiers
1,1,1,2-Tetrachloroethane	ug/L	ND	50	46.5	93	44-142	
1,1,1-Trichloroethane	ug/L	ND	50	46.6	93	51-140	
1,1,2,2-Tetrachloroethane	ug/L	ND	50	48.0	96	49-138	
1,1,2-Trichloroethane	ug/L	ND	50	99.3	199	51-138	M0
1,1-Dichloroethane	ug/L	ND	50	47.7	95	48-137	
1,1-Dichloroethene	ug/L	ND	50	52.6	105	51-144	
1,2,3-Trichloropropane	ug/L	ND	50	52.3	105	51-139	
1,2,4-Trimethylbenzene	ug/L	ND	50	46.8	94	32-143	

Results presented on this page are in the units indicated by the "Units" column except where an alternate unit is presented to the right of the result.

REPORT OF LABORATORY ANALYSIS

This report shall not be reproduced, except in full,
without the written consent of Pace Analytical Services, Inc..

Pace Analytical®
www.pacelabs.com

Pace Analytical Services, Inc.
Not NELAP Accredited
4860 Blazer Parkway
Dublin, OH 43017
(614)486-5421

Pace Analytical Services, Inc.
7726 Moller Road
Indianapolis, IN 46268
(317)228-3100

QUALITY CONTROL DATA

Project: Bridgeton Landfill 2Q 2016 GW
Pace Project No.: 50146462

MATRIX SPIKE SAMPLE: 1563083

Parameter	Units	50146462017 Result	Spike Conc.	MS Result	MS % Rec	% Rec Limits	Qualifiers
1,2-Dibromo-3-chloropropane	ug/L	ND	50	46.2	92	37-127	
1,2-Dibromoethane (EDB)	ug/L	ND	50	49.4	99	52-134	
1,2-Dichlorobenzene	ug/L	ND	50	54.4	109	38-138	
1,2-Dichloroethane	ug/L	ND	50	46.4	93	44-144	
1,2-Dichloropropane	ug/L	ND	50	48.5	97	56-138	
1,3,5-Trimethylbenzene	ug/L	ND	50	55.2	110	28-146	
1,4-Dichlorobenzene	ug/L	ND	50	57.3	105	34-134	
2-Butanone (MEK)	ug/L	ND	250	232	93	44-142	
2-Hexanone	ug/L	ND	250	274	110	43-150	
4-Methyl-2-pentanone (MIBK)	ug/L	ND	250	271	108	46-143	
Acetone	ug/L	ND	250	254	102	33-150	
Acrylonitrile	ug/L	ND	200	185	92	47-143	
Benzene	ug/L	554	50	721	334	51-140	M0
Bromochloromethane	ug/L	ND	50	52.8	106	53-148	
Bromodichloromethane	ug/L	ND	50	45.3	91	46-137	
Bromoform	ug/L	ND	50	42.7	85	36-127	
Bromomethane	ug/L	ND	50	18.1	36	10-188	
Carbon disulfide	ug/L	ND	50	51.5	103	35-148	
Carbon tetrachloride	ug/L	ND	50	50.3	101	45-151	
Chlorobenzene	ug/L	ND	50	61.7	115	45-138	
Chloroethane	ug/L	ND	50	51.9	104	33-164	
Chloroform	ug/L	ND	50	46.7	93	50-135	
Chloromethane	ug/L	ND	50	44.4	89	38-146	
cis-1,2-Dichloroethene	ug/L	ND	50	48.0	96	43-144	
cis-1,3-Dichloropropene	ug/L	ND	50	45.3	91	42-136	
Dibromochloromethane	ug/L	ND	50	45.2	90	45-136	
Dibromomethane	ug/L	ND	50	48.0	96	51-139	
Ethylbenzene	ug/L	ND	50	53.7	98	36-146	
Iodomethane	ug/L	ND	100	72.5	73	28-153	
Isopropylbenzene (Cumene)	ug/L	ND	50	51.3	103	43-159	
Methyl-tert-butyl ether	ug/L	5.2	50	48.2	86	43-146	
Methylene Chloride	ug/L	ND	50	43.7	87	48-140	
n-Butyl chloride	ug/L	ND	50	51.5	103	70-130	N2
p-Isopropyltoluene	ug/L	ND	50	48.7	97	21-151	
Styrene	ug/L	ND	50	45.5	91	31-148	
Tetrachloroethene	ug/L	ND	50	48.5	97	38-139	
Tetrahydrofuran	ug/L	ND	50	960	10	50-150	M0,N2
Toluene	ug/L	8.5	50	67.2	117	44-140	
trans-1,2-Dichloroethene	ug/L	ND	50	49.8	100	50-139	
trans-1,3-Dichloropropene	ug/L	ND	50	44.9	90	37-138	
trans-1,4-Dichloro-2-butene	ug/L	ND	200	163	82	10-157	
Trichloroethene	ug/L	ND	50	48.6	97	44-146	
Trichlorofluoromethane	ug/L	ND	50	61.3	123	41-164	
Vinyl acetate	ug/L	ND	200	182	91	15-146	
Vinyl chloride	ug/L	ND	50	58.7	117	43-166	
Xylene (Total)	ug/L	24.4	150	167	95	35-146	
4-Bromofluorobenzene (S)	%.				106	79-116	

Results presented on this page are in the units indicated by the "Units" column except where an alternate unit is presented to the right of the result.

REPORT OF LABORATORY ANALYSIS

This report shall not be reproduced, except in full,
without the written consent of Pace Analytical Services, Inc..

Pace Analytical
www.pacelabs.com

Pace Analytical Services, Inc.
Not NELAP Accredited
4860 Blazer Parkway
Dublin, OH 43017
(614)486-5421

Pace Analytical Services, Inc.
7726 Moller Road
Indianapolis, IN 46268
(317)228-3100

QUALITY CONTROL DATA

Project: Bridgeton Landfill 2Q 2016 GW
Pace Project No.: 50146462

MATRIX SPIKE SAMPLE: 1563083

Parameter	Units	50146462017 Result	Spike Conc.	MS Result	MS % Rec	% Rec Limits	Qualifiers
Dibromofluoromethane (S)	%.				96	84-118	
Toluene-d8 (S)	%.				101	86-110	

SAMPLE DUPLICATE: 1563082

Parameter	Units	50146462010 Result	Dup Result	RPD	Max RPD	Qualifiers
1,1,1,2-Tetrachloroethane	ug/L	ND	ND		20	
1,1,1-Trichloroethane	ug/L	ND	ND		20	
1,1,2,2-Tetrachloroethane	ug/L	ND	ND		20	
1,1,2-Trichloroethane	ug/L	ND	ND		20	
1,1-Dichloroethane	ug/L	ND	ND		20	
1,1-Dichloroethene	ug/L	ND	ND		20	
1,2,3-Trichloropropane	ug/L	ND	ND		20	
1,2,4-Trimethylbenzene	ug/L	ND	ND		20	
1,2-Dibromo-3-chloropropane	ug/L	ND	ND		20	
1,2-Dibromoethane (EDB)	ug/L	ND	ND		20	
1,2-Dichlorobenzene	ug/L	ND	ND		20	
1,2-Dichloroethane	ug/L	ND	ND		20	
1,2-Dichloropropane	ug/L	ND	ND		20	
1,3,5-Trimethylbenzene	ug/L	ND	ND		20	
1,4-Dichlorobenzene	ug/L	ND	ND		20	
2-Butanone (MEK)	ug/L	ND	ND		20	
2-Hexanone	ug/L	ND	ND		20	
4-Methyl-2-pentanone (MIBK)	ug/L	ND	ND		20	
Acetone	ug/L	ND	ND		20	
Acrylonitrile	ug/L	ND	ND		20	
Benzene	ug/L	ND	ND		20	
Bromochloromethane	ug/L	ND	ND		20	
Bromodichloromethane	ug/L	ND	ND		20	
Bromoform	ug/L	ND	ND		20	
Bromomethane	ug/L	ND	ND		20	
Carbon disulfide	ug/L	ND	ND		20	
Carbon tetrachloride	ug/L	ND	ND		20	
Chlorobenzene	ug/L	ND	ND		20	
Chloroethane	ug/L	ND	1.3J		20	
Chloroform	ug/L	ND	ND		20	
Chloromethane	ug/L	ND	ND		20	
cis-1,2-Dichloroethene	ug/L	ND	ND		20	
cis-1,3-Dichloropropene	ug/L	ND	ND		20	
Dibromochloromethane	ug/L	ND	ND		20	
Dibromomethane	ug/L	ND	ND		20	
Ethylbenzene	ug/L	ND	ND		20	
Iodomethane	ug/L	ND	ND		20	
Isopropylbenzene (Cumene)	ug/L	ND	ND		20	
Methyl-tert-butyl ether	ug/L	ND	ND		20	

Results presented on this page are in the units indicated by the "Units" column except where an alternate unit is presented to the right of the result.

REPORT OF LABORATORY ANALYSIS

This report shall not be reproduced, except in full,
without the written consent of Pace Analytical Services, Inc..

Pace Analytical Services, Inc.
Not NELAP Accredited
4860 Blazer Parkway
Dublin, OH 43017
(614)486-5421

Pace Analytical Services, Inc.
7726 Moller Road
Indianapolis, IN 46268
(317)228-3100

QUALITY CONTROL DATA

Project: Bridgeton Landfill 2Q 2016 GW
Pace Project No.: 50146462

SAMPLE DUPLICATE: 1563082

Parameter	Units	50146462010 Result	Dup Result	RPD	Max RPD	Qualifiers
Methylene Chloride	ug/L	ND	ND		20	
n-Butyl chloride	ug/L	ND	ND		20	N2
p-Isopropyltoluene	ug/L	ND	ND		20	
Styrene	ug/L	ND	ND		20	
Tetrachloroethene	ug/L	ND	ND		20	
Tetrahydrofuran	ug/L	ND	ND		20	N2
Toluene	ug/L	ND	ND		20	
trans-1,2-Dichloroethene	ug/L	ND	ND		20	
trans-1,3-Dichloropropene	ug/L	ND	ND		20	
trans-1,4-Dichloro-2-butene	ug/L	ND	ND		20	
Trichloroethene	ug/L	ND	ND		20	
Trichlorofluoromethane	ug/L	ND	ND		20	
Vinyl acetate	ug/L	ND	ND		20	
Vinyl chloride	ug/L	ND	ND		20	
Xylene (Total)	ug/L	ND	ND		20	
4-Bromofluorobenzene (S)	%.	97	96	1		
Dibromofluoromethane (S)	%.	96	97	1		
Toluene-d8 (S)	%.	101	101	0		

Results presented on this page are in the units indicated by the "Units" column except where an alternate unit is presented to the right of the result.

REPORT OF LABORATORY ANALYSIS

This report shall not be reproduced, except in full,
without the written consent of Pace Analytical Services, Inc..

Pace Analytical
www.pacelabs.com

Pace Analytical Services, Inc.
Not NELAP Accredited
4860 Blazer Parkway
Dublin, OH 43017
(614)486-5421

Pace Analytical Services, Inc.
7726 Moller Road
Indianapolis, IN 46268
(317)228-3100

QUALITY CONTROL DATA

Project: Bridgeton Landfill 2Q 2016 GW
Pace Project No.: 50146462

QC Batch: 337317 Analysis Method: EPA 8260
QC Batch Method: EPA 8260 Analysis Description: 8260 MSV
Associated Lab Samples: 50146462021, 50146462022, 50146462023

METHOD BLANK: 1564442 Matrix: Water
Associated Lab Samples: 50146462021, 50146462022, 50146462023

Parameter	Units	Blank Result	Reporting Limit	Analyzed	Qualifiers
1,1,1,2-Tetrachloroethane	ug/L	ND	5.0	06/16/16 16:40	
1,1,1-Trichloroethane	ug/L	ND	5.0	06/16/16 16:40	
1,1,2,2-Tetrachloroethane	ug/L	ND	5.0	06/16/16 16:40	
1,1,2-Trichloroethane	ug/L	ND	5.0	06/16/16 16:40	
1,1-Dichloroethane	ug/L	ND	5.0	06/16/16 16:40	
1,1-Dichloroethene	ug/L	ND	5.0	06/16/16 16:40	
1,2,3-Trichloropropane	ug/L	ND	5.0	06/16/16 16:40	
1,2-Dibromo-3-chloropropane	ug/L	ND	5.0	06/16/16 16:40	
1,2-Dibromoethane (EDB)	ug/L	ND	5.0	06/16/16 16:40	
1,2-Dichlorobenzene	ug/L	ND	5.0	06/16/16 16:40	
1,2-Dichloroethane	ug/L	ND	5.0	06/16/16 16:40	
1,2-Dichloropropane	ug/L	ND	5.0	06/16/16 16:40	
1,4-Dichlorobenzene	ug/L	ND	5.0	06/16/16 16:40	
2-Butanone (MEK)	ug/L	ND	10.0	06/16/16 16:40	
2-Hexanone	ug/L	ND	10.0	06/16/16 16:40	
4-Methyl-2-pentanone (MIBK)	ug/L	ND	10.0	06/16/16 16:40	
Acetone	ug/L	ND	10.0	06/16/16 16:40	
Acrylonitrile	ug/L	ND	100	06/16/16 16:40	
Benzene	ug/L	ND	5.0	06/16/16 16:40	
Bromochloromethane	ug/L	ND	5.0	06/16/16 16:40	
Bromodichloromethane	ug/L	ND	5.0	06/16/16 16:40	
Bromoform	ug/L	ND	5.0	06/16/16 16:40	
Bromomethane	ug/L	ND	10.0	06/16/16 16:40	
Carbon disulfide	ug/L	ND	10.0	06/16/16 16:40	
Carbon tetrachloride	ug/L	ND	5.0	06/16/16 16:40	
Chlorobenzene	ug/L	ND	5.0	06/16/16 16:40	
Chloroethane	ug/L	ND	10.0	06/16/16 16:40	
Chloroform	ug/L	ND	5.0	06/16/16 16:40	
Chloromethane	ug/L	ND	10.0	06/16/16 16:40	
cis-1,2-Dichloroethene	ug/L	ND	5.0	06/16/16 16:40	
cis-1,3-Dichloropropene	ug/L	ND	5.0	06/16/16 16:40	
Dibromochloromethane	ug/L	ND	5.0	06/16/16 16:40	
Dibromomethane	ug/L	ND	10.0	06/16/16 16:40	
Ethylbenzene	ug/L	ND	5.0	06/16/16 16:40	
Iodomethane	ug/L	ND	5.0	06/16/16 16:40	
Methylene Chloride	ug/L	ND	5.0	06/16/16 16:40	
Styrene	ug/L	ND	5.0	06/16/16 16:40	
Tetrachloroethene	ug/L	ND	5.0	06/16/16 16:40	
Toluene	ug/L	ND	5.0	06/16/16 16:40	
trans-1,2-Dichloroethene	ug/L	ND	5.0	06/16/16 16:40	
trans-1,3-Dichloropropene	ug/L	ND	5.0	06/16/16 16:40	

Results presented on this page are in the units indicated by the "Units" column except where an alternate unit is presented to the right of the result.

REPORT OF LABORATORY ANALYSIS

This report shall not be reproduced, except in full,
without the written consent of Pace Analytical Services, Inc..

Pace Analytical®
www.pacelabs.com

Pace Analytical Services, Inc.
Not NELAP Accredited
4860 Blazer Parkway
Dublin, OH 43017
(614)486-5421

Pace Analytical Services, Inc.
7726 Moller Road
Indianapolis, IN 46268
(317)228-3100

QUALITY CONTROL DATA

Project: Bridgeton Landfill 2Q 2016 GW
Pace Project No.: 50146462

METHOD BLANK: 1564442 Matrix: Water
Associated Lab Samples: 50146462021, 50146462022, 50146462023

Parameter	Units	Blank Result	Reporting Limit	Analyzed	Qualifiers
trans-1,4-Dichloro-2-butene	ug/L	ND	10.0	06/16/16 16:40	
Trichloroethene	ug/L	ND	5.0	06/16/16 16:40	
Trichlorofluoromethane	ug/L	ND	10.0	06/16/16 16:40	
Vinyl acetate	ug/L	ND	10.0	06/16/16 16:40	
Vinyl chloride	ug/L	ND	2.0	06/16/16 16:40	
Xylene (Total)	ug/L	ND	5.0	06/16/16 16:40	
4-Bromofluorobenzene (S)	%.	86	79-116	06/16/16 16:40	
Dibromofluoromethane (S)	%.	97	84-118	06/16/16 16:40	
Toluene-d8 (S)	%.	96	86-110	06/16/16 16:40	

LABORATORY CONTROL SAMPLE: 1564443

Parameter	Units	Spike Conc.	LCS Result	LCS % Rec	% Rec Limits	Qualifiers
1,1,1,2-Tetrachloroethane	ug/L	50	47.9	96	74-130	
1,1,1-Trichloroethane	ug/L	50	46.9	94	72-123	
1,1,2,2-Tetrachloroethane	ug/L	50	44.9	90	72-124	
1,1,2-Trichloroethane	ug/L	50	53.6	107	75-125	
1,1-Dichloroethane	ug/L	50	45.1	90	70-120	
1,1-Dichloroethene	ug/L	50	63.9	128	69-127	L3
1,2,3-Trichloropropane	ug/L	50	45.9	92	77-127	
1,2-Dibromo-3-chloropropane	ug/L	50	38.0	76	67-123	
1,2-Dibromoethane (EDB)	ug/L	50	47.9	96	76-125	
1,2-Dichlorobenzene	ug/L	50	52.0	104	77-122	
1,2-Dichloroethane	ug/L	50	51.2	102	70-123	
1,2-Dichloropropane	ug/L	50	52.0	104	77-124	
1,4-Dichlorobenzene	ug/L	50	54.1	108	75-117	
2-Butanone (MEK)	ug/L	250	236	95	60-135	
2-Hexanone	ug/L	250	232	93	65-139	
4-Methyl-2-pentanone (MIBK)	ug/L	250	224	89	66-134	
Acetone	ug/L	250	238	95	47-144	
Acrylonitrile	ug/L	200	194	97	64-133	
Benzene	ug/L	50	54.6	109	76-122	
Bromochloromethane	ug/L	50	53.5	107	74-134	
Bromodichloromethane	ug/L	50	51.0	102	71-124	
Bromoform	ug/L	50	42.8	86	60-125	
Bromomethane	ug/L	50	52.8	106	23-194	
Carbon disulfide	ug/L	50	51.5	103	63-130	
Carbon tetrachloride	ug/L	50	47.7	95	73-133	
Chlorobenzene	ug/L	50	55.0	110	76-118	
Chloroethane	ug/L	50	45.2	90	50-147	
Chloroform	ug/L	50	53.6	107	70-119	
Chloromethane	ug/L	50	38.3	77	52-136	
cis-1,2-Dichloroethene	ug/L	50	56.5	113	74-120	
cis-1,3-Dichloropropene	ug/L	50	53.7	107	71-134	

Results presented on this page are in the units indicated by the "Units" column except where an alternate unit is presented to the right of the result.

REPORT OF LABORATORY ANALYSIS

This report shall not be reproduced, except in full,
without the written consent of Pace Analytical Services, Inc..

Pace Analytical®
www.pacelabs.com

Pace Analytical Services, Inc.
Not NELAP Accredited
4860 Blazer Parkway
Dublin, OH 43017
(614)486-5421

Pace Analytical Services, Inc.
7726 Moller Road
Indianapolis, IN 46268
(317)228-3100

QUALITY CONTROL DATA

Project: Bridgeton Landfill 2Q 2016 GW
Pace Project No.: 50146462

LABORATORY CONTROL SAMPLE: 1564443

Parameter	Units	Spike Conc.	LCS Result	LCS % Rec	% Rec Limits	Qualifiers
Dibromochloromethane	ug/L	50	44.6	89	73-127	
Dibromomethane	ug/L	50	49.6	99	75-124	
Ethylbenzene	ug/L	50	47.9	96	75-123	
Iodomethane	ug/L	100	87.6	88	56-142	
Methylene Chloride	ug/L	50	47.3	95	66-130	
Styrene	ug/L	50	45.5	91	78-128	
Tetrachloroethene	ug/L	50	46.2	92	69-119	
Toluene	ug/L	50	51.9	104	74-122	
trans-1,2-Dichloroethene	ug/L	50	50.1	100	72-122	
trans-1,3-Dichloropropene	ug/L	50	43.7	87	66-135	
trans-1,4-Dichloro-2-butene	ug/L	200	163	82	39-153	
Trichloroethene	ug/L	50	48.9	98	75-123	
Trichlorofluoromethane	ug/L	50	59.2	118	58-148	
Vinyl acetate	ug/L	200	194	97	67-154	
Vinyl chloride	ug/L	50	49.9	100	61-147	
Xylene (Total)	ug/L	150	168	112	75-127	
4-Bromofluorobenzene (S)	%.			99	79-116	
Dibromofluoromethane (S)	%.			99	84-118	
Toluene-d8 (S)	%.			97	86-110	

Results presented on this page are in the units indicated by the "Units" column except where an alternate unit is presented to the right of the result.

REPORT OF LABORATORY ANALYSIS

This report shall not be reproduced, except in full,
without the written consent of Pace Analytical Services, Inc..

Pace Analytical®
www.pacelabs.com

Pace Analytical Services, Inc.
Not NELAP Accredited
4860 Blazer Parkway
Dublin, OH 43017
(614)486-5421

Pace Analytical Services, Inc.
7726 Moller Road
Indianapolis, IN 46268
(317)228-3100

QUALITY CONTROL DATA

Project: Bridgeton Landfill 2Q 2016 GW
Pace Project No.: 50146462

QC Batch: 337322
QC Batch Method: EPA 8260
Analysis Method: EPA 8260
Analysis Description: 8260 MSV
Associated Lab Samples: 50146462019

METHOD BLANK: 1564460
Matrix: Water
Associated Lab Samples: 50146462019

Parameter	Units	Blank Result	Reporting Limit	Analyzed	Qualifiers
1,1,1,2-Tetrachloroethane	ug/L	ND	5.0	06/16/16 15:49	
1,1,1-Trichloroethane	ug/L	ND	5.0	06/16/16 15:49	
1,1,2,2-Tetrachloroethane	ug/L	ND	5.0	06/16/16 15:49	
1,1,2-Trichloroethane	ug/L	ND	5.0	06/16/16 15:49	
1,1-Dichloroethane	ug/L	ND	5.0	06/16/16 15:49	
1,1-Dichloroethene	ug/L	ND	5.0	06/16/16 15:49	
1,2,3-Trichloropropane	ug/L	ND	5.0	06/16/16 15:49	
1,2,4-Trimethylbenzene	ug/L	ND	5.0	06/16/16 15:49	
1,2-Dibromo-3-chloropropane	ug/L	ND	5.0	06/16/16 15:49	
1,2-Dibromoethane (EDB)	ug/L	ND	5.0	06/16/16 15:49	
1,2-Dichlorobenzene	ug/L	ND	5.0	06/16/16 15:49	
1,2-Dichloroethane	ug/L	ND	5.0	06/16/16 15:49	
1,2-Dichloropropane	ug/L	ND	5.0	06/16/16 15:49	
1,3,5-Trimethylbenzene	ug/L	ND	5.0	06/16/16 15:49	
1,4-Dichlorobenzene	ug/L	ND	5.0	06/16/16 15:49	
2-Butanone (MEK)	ug/L	ND	10.0	06/16/16 15:49	
2-Hexanone	ug/L	ND	10.0	06/16/16 15:49	
4-Methyl-2-pentanone (MIBK)	ug/L	ND	10.0	06/16/16 15:49	
Acetone	ug/L	ND	10.0	06/16/16 15:49	
Acrylonitrile	ug/L	ND	100	06/16/16 15:49	
Benzene	ug/L	ND	5.0	06/16/16 15:49	
Bromochloromethane	ug/L	ND	5.0	06/16/16 15:49	
Bromodichloromethane	ug/L	ND	5.0	06/16/16 15:49	
Bromoform	ug/L	ND	5.0	06/16/16 15:49	
Bromomethane	ug/L	ND	10.0	06/16/16 15:49	
Carbon disulfide	ug/L	ND	10.0	06/16/16 15:49	
Carbon tetrachloride	ug/L	ND	5.0	06/16/16 15:49	
Chlorobenzene	ug/L	ND	5.0	06/16/16 15:49	
Chloroethane	ug/L	ND	10.0	06/16/16 15:49	
Chloroform	ug/L	ND	5.0	06/16/16 15:49	
Chloromethane	ug/L	ND	10.0	06/16/16 15:49	
cis-1,2-Dichloroethene	ug/L	ND	5.0	06/16/16 15:49	
cis-1,3-Dichloropropene	ug/L	ND	5.0	06/16/16 15:49	
Dibromochloromethane	ug/L	ND	5.0	06/16/16 15:49	
Dibromomethane	ug/L	ND	10.0	06/16/16 15:49	
Ethylbenzene	ug/L	ND	5.0	06/16/16 15:49	
Iodomethane	ug/L	ND	5.0	06/16/16 15:49	
Isopropylbenzene (Cumene)	ug/L	ND	5.0	06/16/16 15:49	
Methyl-tert-butyl ether	ug/L	ND	5.0	06/16/16 15:49	
Methylene Chloride	ug/L	ND	5.0	06/16/16 15:49	
n-Butyl chloride	ug/L	ND	5.0	06/16/16 15:49	N2

Results presented on this page are in the units indicated by the "Units" column except where an alternate unit is presented to the right of the result.

REPORT OF LABORATORY ANALYSIS

This report shall not be reproduced, except in full,
without the written consent of Pace Analytical Services, Inc..

Pace Analytical
www.pacelabs.com

Pace Analytical Services, Inc.
Not NELAP Accredited
4860 Blazer Parkway
Dublin, OH 43017
(614)486-5421

Pace Analytical Services, Inc.
7726 Moller Road
Indianapolis, IN 46268
(317)228-3100

QUALITY CONTROL DATA

Project: Bridgeton Landfill 2Q 2016 GW
Pace Project No.: 50146462

METHOD BLANK: 1564460 Matrix: Water
Associated Lab Samples: 50146462019

Parameter	Units	Blank Result	Reporting Limit	Analyzed	Qualifiers
p-Isopropyltoluene	ug/L	ND	5.0	06/16/16 15:49	
Styrene	ug/L	ND	5.0	06/16/16 15:49	
Tetrachloroethene	ug/L	ND	5.0	06/16/16 15:49	
Tetrahydrofuran	ug/L	ND	100	06/16/16 15:49	N2
Toluene	ug/L	ND	5.0	06/16/16 15:49	
trans-1,2-Dichloroethene	ug/L	ND	5.0	06/16/16 15:49	
trans-1,3-Dichloropropene	ug/L	ND	5.0	06/16/16 15:49	
trans-1,4-Dichloro-2-butene	ug/L	ND	10.0	06/16/16 15:49	
Trichloroethene	ug/L	ND	5.0	06/16/16 15:49	
Trichlorofluoromethane	ug/L	ND	10.0	06/16/16 15:49	
Vinyl acetate	ug/L	ND	10.0	06/16/16 15:49	
Vinyl chloride	ug/L	ND	2.0	06/16/16 15:49	
Xylene (Total)	ug/L	ND	5.0	06/16/16 15:49	
4-Bromofluorobenzene (S)	%.	94	79-116	06/16/16 15:49	
Dibromofluoromethane (S)	%.	96	84-118	06/16/16 15:49	
Toluene-d8 (S)	%.	100	86-110	06/16/16 15:49	

LABORATORY CONTROL SAMPLE: 1564461

Parameter	Units	Spike Conc.	LCS Result	LCS % Rec	% Rec Limits	Qualifiers
1,1,1,2-Tetrachloroethane	ug/L	50	48.3	97	74-130	
1,1,1-Trichloroethane	ug/L	50	50.3	101	72-123	
1,1,2,2-Tetrachloroethane	ug/L	50	51.9	104	72-124	
1,1,2-Trichloroethane	ug/L	50	59.2	118	75-125	
1,1-Dichloroethane	ug/L	50	50.6	101	70-120	
1,1-Dichloroethene	ug/L	50	53.4	107	69-127	
1,2,3-Trichloropropane	ug/L	50	55.9	112	77-127	
1,2,4-Trimethylbenzene	ug/L	50	47.2	94	73-125	
1,2-Dibromo-3-chloropropane	ug/L	50	47.7	95	67-123	
1,2-Dibromoethane (EDB)	ug/L	50	52.2	104	76-125	
1,2-Dichlorobenzene	ug/L	50	57.8	116	77-122	
1,2-Dichloroethane	ug/L	50	50.4	101	70-123	
1,2-Dichloropropane	ug/L	50	51.4	103	77-124	
1,3,5-Trimethylbenzene	ug/L	50	55.9	112	75-124	
1,4-Dichlorobenzene	ug/L	50	56.6	113	75-117	
2-Butanone (MEK)	ug/L	250	255	102	60-135	
2-Hexanone	ug/L	250	287	115	65-139	
4-Methyl-2-pentanone (MIBK)	ug/L	250	286	114	66-134	
Acetone	ug/L	250	315	126	47-144	
Acrylonitrile	ug/L	200	213	106	64-133	
Benzene	ug/L	50	62.2	124	76-122	L3
Bromochloromethane	ug/L	50	58.3	117	74-134	
Bromodichloromethane	ug/L	50	47.2	94	71-124	
Bromoform	ug/L	50	46.4	93	60-125	

Results presented on this page are in the units indicated by the "Units" column except where an alternate unit is presented to the right of the result.

REPORT OF LABORATORY ANALYSIS

This report shall not be reproduced, except in full,
without the written consent of Pace Analytical Services, Inc..

Pace Analytical
www.pacelabs.com

Pace Analytical Services, Inc.
Not NELAP Accredited
4860 Blazer Parkway
Dublin, OH 43017
(614)486-5421

Pace Analytical Services, Inc.
7726 Moller Road
Indianapolis, IN 46268
(317)228-3100

QUALITY CONTROL DATA

Project: Bridgeton Landfill 2Q 2016 GW
Pace Project No.: 50146462

LABORATORY CONTROL SAMPLE: 1564461

Parameter	Units	Spike Conc.	LCS Result	LCS % Rec	% Rec Limits	Qualifiers
Bromomethane	ug/L	50	40.1	80	23-194	
Carbon disulfide	ug/L	50	51.9	104	63-130	
Carbon tetrachloride	ug/L	50	52.8	106	73-133	
Chlorobenzene	ug/L	50	60.1	120	76-118	L3
Chloroethane	ug/L	50	45.6	91	50-147	
Chloroform	ug/L	50	50.3	101	70-119	
Chloromethane	ug/L	50	44.9	90	52-136	
cis-1,2-Dichloroethene	ug/L	50	53.0	106	74-120	
cis-1,3-Dichloropropene	ug/L	50	49.5	99	71-134	
Dibromochloromethane	ug/L	50	48.4	97	73-127	
Dibromomethane	ug/L	50	52.9	106	75-124	
Ethylbenzene	ug/L	50	50.9	102	75-123	
Iodomethane	ug/L	100	88.5	88	56-142	
Isopropylbenzene (Cumene)	ug/L	50	51.0	102	84-134	
Methyl-tert-butyl ether	ug/L	50	50.4	101	65-131	
Methylene Chloride	ug/L	50	48.5	97	66-130	
n-Butyl chloride	ug/L	50	52.9	106	70-130	N2
p-Isopropyltoluene	ug/L	50	46.3	93	75-124	
Styrene	ug/L	50	47.7	95	78-128	
Tetrachloroethene	ug/L	50	50.1	100	69-119	
Tetrahydrofuran	ug/L	50	58.3J	117	50-150	N2
Toluene	ug/L	50	60.3	121	74-122	
trans-1,2-Dichloroethene	ug/L	50	53.3	107	72-122	
trans-1,3-Dichloropropene	ug/L	50	48.7	97	66-135	
trans-1,4-Dichloro-2-butene	ug/L	200	209	105	39-153	
Trichloroethene	ug/L	50	50.5	101	75-123	
Trichlorofluoromethane	ug/L	50	60.4	121	58-148	
Vinyl acetate	ug/L	200	241	120	67-154	
Vinyl chloride	ug/L	50	55.7	111	61-147	
Xylene (Total)	ug/L	150	152	101	75-127	
4-Bromofluorobenzene (S)	%.			103	79-116	
Dibromofluoromethane (S)	%.			98	84-118	
Toluene-d8 (S)	%.			100	86-110	

Results presented on this page are in the units indicated by the "Units" column except where an alternate unit is presented to the right of the result.

REPORT OF LABORATORY ANALYSIS

This report shall not be reproduced, except in full,
without the written consent of Pace Analytical Services, Inc..

Pace Analytical
www.pacelabs.com

Pace Analytical Services, Inc.
Not NELAP Accredited
4860 Blazer Parkway
Dublin, OH 43017
(614)486-5421

Pace Analytical Services, Inc.
7726 Moller Road
Indianapolis, IN 46268
(317)228-3100

QUALITY CONTROL DATA

Project: Bridgeton Landfill 2Q 2016 GW
Pace Project No.: 50146462

QC Batch: 337491 Analysis Method: EPA 8260
QC Batch Method: EPA 8260 Analysis Description: 8260 MSV
Associated Lab Samples: 50146462018, 50146462020

METHOD BLANK: 1565358 Matrix: Water
Associated Lab Samples: 50146462018, 50146462020

Parameter	Units	Blank Result	Reporting Limit	Analyzed	Qualifiers
1,1,1,2-Tetrachloroethane	ug/L	ND	5.0	06/17/16 14:49	
1,1,1-Trichloroethane	ug/L	ND	5.0	06/17/16 14:49	
1,1,2,2-Tetrachloroethane	ug/L	ND	5.0	06/17/16 14:49	
1,1,2-Trichloroethane	ug/L	ND	5.0	06/17/16 14:49	
1,1-Dichloroethane	ug/L	ND	5.0	06/17/16 14:49	
1,1-Dichloroethene	ug/L	ND	5.0	06/17/16 14:49	
1,2,3-Trichloropropane	ug/L	ND	5.0	06/17/16 14:49	
1,2,4-Trimethylbenzene	ug/L	ND	5.0	06/17/16 14:49	
1,2-Dibromo-3-chloropropane	ug/L	ND	5.0	06/17/16 14:49	
1,2-Dibromoethane (EDB)	ug/L	ND	5.0	06/17/16 14:49	
1,2-Dichlorobenzene	ug/L	ND	5.0	06/17/16 14:49	
1,2-Dichloroethane	ug/L	ND	5.0	06/17/16 14:49	
1,2-Dichloropropane	ug/L	ND	5.0	06/17/16 14:49	
1,3,5-Trimethylbenzene	ug/L	ND	5.0	06/17/16 14:49	
1,4-Dichlorobenzene	ug/L	ND	5.0	06/17/16 14:49	
2-Butanone (MEK)	ug/L	ND	10.0	06/17/16 14:49	
2-Hexanone	ug/L	ND	10.0	06/17/16 14:49	
4-Methyl-2-pentanone (MIBK)	ug/L	ND	10.0	06/17/16 14:49	
Acetone	ug/L	ND	10.0	06/17/16 14:49	
Acrylonitrile	ug/L	ND	100	06/17/16 14:49	
Benzene	ug/L	ND	5.0	06/17/16 14:49	
Bromochloromethane	ug/L	ND	5.0	06/17/16 14:49	
Bromodichloromethane	ug/L	ND	5.0	06/17/16 14:49	
Bromoform	ug/L	ND	5.0	06/17/16 14:49	
Bromomethane	ug/L	ND	10.0	06/17/16 14:49	
Carbon disulfide	ug/L	ND	10.0	06/17/16 14:49	
Carbon tetrachloride	ug/L	ND	5.0	06/17/16 14:49	
Chlorobenzene	ug/L	ND	5.0	06/17/16 14:49	
Chloroethane	ug/L	ND	10.0	06/17/16 14:49	
Chloroform	ug/L	ND	5.0	06/17/16 14:49	
Chloromethane	ug/L	ND	10.0	06/17/16 14:49	
cis-1,2-Dichloroethene	ug/L	ND	5.0	06/17/16 14:49	
cis-1,3-Dichloropropene	ug/L	ND	5.0	06/17/16 14:49	
Dibromochloromethane	ug/L	ND	5.0	06/17/16 14:49	
Dibromomethane	ug/L	ND	10.0	06/17/16 14:49	
Ethylbenzene	ug/L	ND	5.0	06/17/16 14:49	
Iodomethane	ug/L	ND	5.0	06/17/16 14:49	
Isopropylbenzene (Cumene)	ug/L	ND	5.0	06/17/16 14:49	
Methyl-tert-butyl ether	ug/L	ND	5.0	06/17/16 14:49	
Methylene Chloride	ug/L	ND	5.0	06/17/16 14:49	
n-Butyl chloride	ug/L	ND	5.0	06/17/16 14:49	N2

Results presented on this page are in the units indicated by the "Units" column except where an alternate unit is presented to the right of the result.

REPORT OF LABORATORY ANALYSIS

This report shall not be reproduced, except in full,
without the written consent of Pace Analytical Services, Inc..

Pace Analytical
www.pacelabs.com

Pace Analytical Services, Inc.
Not NELAP Accredited
4860 Blazer Parkway
Dublin, OH 43017
(614)486-5421

Pace Analytical Services, Inc.
7726 Moller Road
Indianapolis, IN 46268
(317)228-3100

QUALITY CONTROL DATA

Project: Bridgeton Landfill 2Q 2016 GW
Pace Project No.: 50146462

METHOD BLANK: 1565358 Matrix: Water
Associated Lab Samples: 50146462018, 50146462020

Parameter	Units	Blank Result	Reporting Limit	Analyzed	Qualifiers
p-Isopropyltoluene	ug/L	ND	5.0	06/17/16 14:49	
Styrene	ug/L	ND	5.0	06/17/16 14:49	
Tetrachloroethene	ug/L	ND	5.0	06/17/16 14:49	
Tetrahydrofuran	ug/L	ND	100	06/17/16 14:49	N2
Toluene	ug/L	ND	5.0	06/17/16 14:49	
trans-1,2-Dichloroethene	ug/L	ND	5.0	06/17/16 14:49	
trans-1,3-Dichloropropene	ug/L	ND	5.0	06/17/16 14:49	
trans-1,4-Dichloro-2-butene	ug/L	ND	10.0	06/17/16 14:49	
Trichloroethene	ug/L	ND	5.0	06/17/16 14:49	
Trichlorofluoromethane	ug/L	ND	10.0	06/17/16 14:49	
Vinyl acetate	ug/L	ND	10.0	06/17/16 14:49	
Vinyl chloride	ug/L	ND	2.0	06/17/16 14:49	
Xylene (Total)	ug/L	ND	5.0	06/17/16 14:49	
4-Bromofluorobenzene (S)	%.	88	79-116	06/17/16 14:49	
Dibromofluoromethane (S)	%.	96	84-118	06/17/16 14:49	
Toluene-d8 (S)	%.	95	86-110	06/17/16 14:49	

LABORATORY CONTROL SAMPLE: 1565359

Parameter	Units	Spike Conc.	LCS Result	LCS % Rec	% Rec Limits	Qualifiers
1,1,1,2-Tetrachloroethane	ug/L	50	48.3	97	74-130	
1,1,1-Trichloroethane	ug/L	50	49.7	99	72-123	
1,1,2,2-Tetrachloroethane	ug/L	50	46.2	92	72-124	
1,1,2-Trichloroethane	ug/L	50	55.9	112	75-125	
1,1-Dichloroethane	ug/L	50	47.7	95	70-120	
1,1-Dichloroethene	ug/L	50	65.8	132	69-127	L3
1,2,3-Trichloropropane	ug/L	50	47.9	96	77-127	
1,2,4-Trimethylbenzene	ug/L	50	55.0	110	73-125	
1,2-Dibromo-3-chloropropane	ug/L	50	43.4	87	67-123	
1,2-Dibromoethane (EDB)	ug/L	50	51.0	102	76-125	
1,2-Dichlorobenzene	ug/L	50	53.4	107	77-122	
1,2-Dichloroethane	ug/L	50	53.8	108	70-123	
1,2-Dichloropropane	ug/L	50	55.6	111	77-124	
1,3,5-Trimethylbenzene	ug/L	50	54.4	109	75-124	
1,4-Dichlorobenzene	ug/L	50	53.9	108	75-117	
2-Butanone (MEK)	ug/L	250	253	101	60-135	
2-Hexanone	ug/L	250	238	95	65-139	
4-Methyl-2-pentanone (MIBK)	ug/L	250	236	94	66-134	
Acetone	ug/L	250	225	90	47-144	
Acrylonitrile	ug/L	200	203	101	64-133	
Benzene	ug/L	50	55.8	112	76-122	
Bromochloromethane	ug/L	50	55.3	111	74-134	
Bromodichloromethane	ug/L	50	53.9	108	71-124	
Bromoform	ug/L	50	41.9	84	60-125	

Results presented on this page are in the units indicated by the "Units" column except where an alternate unit is presented to the right of the result.

REPORT OF LABORATORY ANALYSIS

This report shall not be reproduced, except in full,
without the written consent of Pace Analytical Services, Inc..

Pace Analytical
www.pacelabs.com

Pace Analytical Services, Inc.
Not NELAP Accredited
4860 Blazer Parkway
Dublin, OH 43017
(614)486-5421

Pace Analytical Services, Inc.
7726 Moller Road
Indianapolis, IN 46268
(317)228-3100

QUALITY CONTROL DATA

Project: Bridgeton Landfill 2Q 2016 GW
Pace Project No.: 50146462

LABORATORY CONTROL SAMPLE: 1565359

Parameter	Units	Spike Conc.	LCS Result	LCS % Rec	% Rec Limits	Qualifiers
Bromomethane	ug/L	50	69.3	139	23-194	
Carbon disulfide	ug/L	50	56.0	112	63-130	
Carbon tetrachloride	ug/L	50	50.8	102	73-133	
Chlorobenzene	ug/L	50	57.3	115	76-118	
Chloroethane	ug/L	50	47.4	95	50-147	
Chloroform	ug/L	50	56.8	114	70-119	
Chloromethane	ug/L	50	48.1	96	52-136	
cis-1,2-Dichloroethene	ug/L	50	59.6	119	74-120	
cis-1,3-Dichloropropene	ug/L	50	55.9	112	71-134	
Dibromochloromethane	ug/L	50	46.8	94	73-127	
Dibromomethane	ug/L	50	51.1	102	75-124	
Ethylbenzene	ug/L	50	50.4	101	75-123	
Iodomethane	ug/L	100	95.2	95	56-142	
Isopropylbenzene (Cumene)	ug/L	50	51.0	102	84-134	
Methyl-tert-butyl ether	ug/L	50	44.6	89	65-131	
Methylene Chloride	ug/L	50	48.3	97	66-130	
n-Butyl chloride	ug/L	50	49.6	99	70-130	N2
p-Isopropyltoluene	ug/L	50	48.8	98	75-124	
Styrene	ug/L	50	47.1	94	78-128	
Tetrachloroethene	ug/L	50	46.5	93	69-119	
Tetrahydrofuran	ug/L	50	51.4J	103	50-150	N2
Toluene	ug/L	50	54.8	110	74-122	
trans-1,2-Dichloroethene	ug/L	50	52.5	105	72-122	
trans-1,3-Dichloropropene	ug/L	50	45.8	92	66-135	
trans-1,4-Dichloro-2-butene	ug/L	200	174	87	39-153	
Trichloroethene	ug/L	50	50.7	101	75-123	
Trichlorofluoromethane	ug/L	50	62.9	126	58-148	
Vinyl acetate	ug/L	200	207	103	67-154	
Vinyl chloride	ug/L	50	58.0	116	61-147	
Xylene (Total)	ug/L	150	174	116	75-127	
4-Bromofluorobenzene (S)	%.			98	79-116	
Dibromofluoromethane (S)	%.			101	84-118	
Toluene-d8 (S)	%.			96	86-110	

MATRIX SPIKE & MATRIX SPIKE DUPLICATE: 1565360 1565361

Parameter	Units	50147297005 Result	MS Spike Conc.	MSD Spike Conc.	MS Result	MSD Result	MS % Rec	MSD % Rec	% Rec Limits	RPD	Max RPD	Qual
1,1,1,2-Tetrachloroethane	ug/L	ND	50	50	45.4	51.2	91	102	44-142	12	20	
1,1,1-Trichloroethane	ug/L	ND	50	50	47.4	51.2	95	102	51-140	8	20	
1,1,2,2-Tetrachloroethane	ug/L	ND	50	50	44.3	20.4	89	41	49-138	74	20	M0
1,1,2-Trichloroethane	ug/L	ND	50	50	52.9	58.1	106	116	51-138	9	20	
1,1-Dichloroethane	ug/L	ND	50	50	44.2	49.4	88	99	48-137	11	20	
1,1-Dichloroethene	ug/L	ND	50	50	64.3	69.9	129	140	51-144	8	20	
1,2,3-Trichloropropane	ug/L	ND	50	50	44.9	50.5	90	101	51-139	12	20	

Results presented on this page are in the units indicated by the "Units" column except where an alternate unit is presented to the right of the result.

REPORT OF LABORATORY ANALYSIS

This report shall not be reproduced, except in full,
without the written consent of Pace Analytical Services, Inc..

Pace Analytical®
www.pacelabs.com

Pace Analytical Services, Inc.
Not NELAP Accredited
4860 Blazer Parkway
Dublin, OH 43017
(614)486-5421

Pace Analytical Services, Inc.
7726 Moller Road
Indianapolis, IN 46268
(317)228-3100

QUALITY CONTROL DATA

Project: Bridgeton Landfill 2Q 2016 GW
Pace Project No.: 50146462

MATRIX SPIKE & MATRIX SPIKE DUPLICATE: 1565360 1565361

Parameter	Units	50147297005 Result	MS Spike Conc.	MSD Spike Conc.	MS Result	MSD Result	MS % Rec	MSD % Rec	% Rec Limits	RPD	Max RPD	Qual
1,2,4-Trimethylbenzene	ug/L	ND	50	50	51.9	57.1	104	114	32-143	10	20	
1,2-Dibromo-3-chloropropane	ug/L	ND	50	50	38.7	40.0	77	80	37-127	3	20	
1,2-Dibromoethane (EDB)	ug/L	ND	50	50	47.7	51.9	95	104	52-134	8	20	
1,2-Dichlorobenzene	ug/L	ND	50	50	49.9	55.3	100	111	38-138	10	20	
1,2-Dichloroethane	ug/L	ND	50	50	52.6	55.9	105	112	44-144	6	20	
1,2-Dichloropropane	ug/L	ND	50	50	52.5	56.6	105	113	56-138	8	20	
1,3,5-Trimethylbenzene	ug/L	ND	50	50	52.4	57.9	105	116	28-146	10	20	
1,4-Dichlorobenzene	ug/L	ND	50	50	52.5	57.1	105	114	34-134	8	20	
2-Butanone (MEK)	ug/L	ND	250	250	236	253	94	101	44-142	7	20	
2-Hexanone	ug/L	ND	250	250	230	251	92	100	43-150	8	20	
4-Methyl-2-pentanone (MIBK)	ug/L	ND	250	250	219	239	87	96	46-143	9	20	
Acetone	ug/L	ND	250	250	233	254	93	101	33-150	8	20	
Acrylonitrile	ug/L	ND	200	200	186	203	93	101	47-143	8	20	
Benzene	ug/L	ND	50	50	54.5	58.2	109	116	51-140	7	20	
Bromochloromethane	ug/L	ND	50	50	52.5	55.9	105	112	53-148	6	20	
Bromodichloromethane	ug/L	ND	50	50	51.0	55.3	102	111	46-137	8	20	
Bromoform	ug/L	ND	50	50	39.3	45.3	79	91	36-127	14	20	
Bromomethane	ug/L	ND	50	50	65.0	72.1	130	144	10-188	10	20	
Carbon disulfide	ug/L	ND	50	50	52.8	55.2	106	110	35-148	5	20	
Carbon tetrachloride	ug/L	ND	50	50	48.0	52.2	96	104	45-151	8	20	
Chlorobenzene	ug/L	ND	50	50	53.2	59.6	106	119	45-138	11	20	
Chloroethane	ug/L	ND	50	50	46.9	51.3	94	103	33-164	9	20	
Chloroform	ug/L	ND	50	50	52.9	58.1	106	116	50-135	9	20	
Chloromethane	ug/L	ND	50	50	44.5	48.6	89	97	38-146	9	20	
cis-1,2-Dichloroethene	ug/L	ND	50	50	57.4	61.2	115	122	43-144	6	20	
cis-1,3-Dichloropropene	ug/L	ND	50	50	52.9	57.3	106	115	42-136	8	20	
Dibromochloromethane	ug/L	ND	50	50	43.2	48.6	86	97	45-136	12	20	
Dibromomethane	ug/L	ND	50	50	47.3	53.0	95	106	51-139	11	20	
Ethylbenzene	ug/L	ND	50	50	48.6	52.5	97	105	36-146	8	20	
Iodomethane	ug/L	ND	100	100	79.9	102	80	102	28-153	24	20	M0
Isopropylbenzene (Cumene)	ug/L	ND	50	50	47.8	53.2	96	106	43-159	11	20	
Methyl-tert-butyl ether	ug/L	ND	50	50	38.6	42.5	77	85	43-146	10	20	
Methylene Chloride	ug/L	ND	50	50	45.6	48.3	91	97	48-140	6	20	
n-Butyl chloride	ug/L	ND	50	50	48.2	52.0	96	104	70-130	8	20	N2
p-Isopropyltoluene	ug/L	ND	50	50	46.8	51.8	94	104	21-151	10	20	
Styrene	ug/L	ND	50	50	44.6	48.7	89	97	31-148	9	20	
Tetrachloroethene	ug/L	ND	50	50	44.9	47.9	90	96	38-139	6	20	
Tetrahydrofuran	ug/L	ND	50	50	49.1J	52.3J	98	105	50-150		20	N2
Toluene	ug/L	ND	50	50	52.9	58.1	103	114	44-140	9	20	
trans-1,2-Dichloroethene	ug/L	ND	50	50	50.0	54.5	100	109	50-139	8	20	
trans-1,3-Dichloropropene	ug/L	ND	50	50	42.0	46.8	84	94	37-138	11	20	
trans-1,4-Dichloro-2-butene	ug/L	ND	200	200	162	170	81	85	10-157	5	20	
Trichloroethene	ug/L	ND	50	50	47.9	79.3	96	159	44-146	49	20	M0
Trichlorofluoromethane	ug/L	ND	50	50	62.6	69.7	125	139	41-164	11	20	

Results presented on this page are in the units indicated by the "Units" column except where an alternate unit is presented to the right of the result.

REPORT OF LABORATORY ANALYSIS

This report shall not be reproduced, except in full,
without the written consent of Pace Analytical Services, Inc..

Pace Analytical Services, Inc.
Not NELAP Accredited
4860 Blazer Parkway
Dublin, OH 43017
(614)486-5421

Pace Analytical Services, Inc.
7726 Moller Road
Indianapolis, IN 46268
(317)228-3100

QUALITY CONTROL DATA

Project: Bridgeton Landfill 2Q 2016 GW
Pace Project No.: 50146462

MATRIX SPIKE & MATRIX SPIKE DUPLICATE: 1565360 1565361

Parameter	Units	50147297005 Result	MS Spike Conc.	MSD Spike Conc.	MS Result	MSD Result	MS % Rec	MSD % Rec	% Rec Limits	RPD	Max RPD	Qual
Vinyl acetate	ug/L	ND	200	200	187	ND	93	0	15-146		20	M0
Vinyl chloride	ug/L	ND	50	50	54.9	61.5	110	123	43-166	11	20	
Xylene (Total)	ug/L	ND	150	150	166	183	111	122	35-146	10	20	
4-Bromofluorobenzene (S)	%.						101	102	79-116			
Dibromofluoromethane (S)	%.						99	98	84-118			
Toluene-d8 (S)	%.						97	97	86-110			

Results presented on this page are in the units indicated by the "Units" column except where an alternate unit is presented to the right of the result.

REPORT OF LABORATORY ANALYSIS

This report shall not be reproduced, except in full,
without the written consent of Pace Analytical Services, Inc..

Pace Analytical®
www.pacelabs.com

Pace Analytical Services, Inc.
Not NELAP Accredited
4860 Blazer Parkway
Dublin, OH 43017
(614)486-5421

Pace Analytical Services, Inc.
7726 Moller Road
Indianapolis, IN 46268
(317)228-3100

QUALITY CONTROL DATA

Project: Bridgeton Landfill 2Q 2016 GW
Pace Project No.: 50146462

QC Batch: 337587 Analysis Method: EPA 8260
QC Batch Method: EPA 8260 Analysis Description: 8260 MSV
Associated Lab Samples: 50146462024, 50146462025, 50146462026, 50146462027, 50146462028, 50146462029, 50146462030

METHOD BLANK: 1565826 Matrix: Water
Associated Lab Samples: 50146462024, 50146462025, 50146462026, 50146462027, 50146462028, 50146462029, 50146462030

Parameter	Units	Blank Result	Reporting Limit	Analyzed	Qualifiers
1,1,1,2-Tetrachloroethane	ug/L	ND	5.0	06/18/16 14:58	
1,1,1-Trichloroethane	ug/L	ND	5.0	06/18/16 14:58	
1,1,2,2-Tetrachloroethane	ug/L	ND	5.0	06/18/16 14:58	
1,1,2-Trichloroethane	ug/L	ND	5.0	06/18/16 14:58	
1,1-Dichloroethane	ug/L	ND	5.0	06/18/16 14:58	
1,1-Dichloroethene	ug/L	ND	5.0	06/18/16 14:58	
1,2,3-Trichloropropane	ug/L	ND	5.0	06/18/16 14:58	
1,2-Dibromo-3-chloropropane	ug/L	ND	5.0	06/18/16 14:58	
1,2-Dibromoethane (EDB)	ug/L	ND	5.0	06/18/16 14:58	
1,2-Dichlorobenzene	ug/L	ND	5.0	06/18/16 14:58	
1,2-Dichloroethane	ug/L	ND	5.0	06/18/16 14:58	
1,2-Dichloropropane	ug/L	ND	5.0	06/18/16 14:58	
1,4-Dichlorobenzene	ug/L	ND	5.0	06/18/16 14:58	
2-Butanone (MEK)	ug/L	ND	10.0	06/18/16 14:58	
2-Hexanone	ug/L	ND	10.0	06/18/16 14:58	
4-Methyl-2-pentanone (MIBK)	ug/L	ND	10.0	06/18/16 14:58	
Acetone	ug/L	ND	10.0	06/18/16 14:58	
Acrylonitrile	ug/L	ND	100	06/18/16 14:58	
Benzene	ug/L	ND	5.0	06/18/16 14:58	
Bromochloromethane	ug/L	ND	5.0	06/18/16 14:58	
Bromodichloromethane	ug/L	ND	5.0	06/18/16 14:58	
Bromoform	ug/L	ND	5.0	06/18/16 14:58	
Bromomethane	ug/L	ND	10.0	06/18/16 14:58	
Carbon disulfide	ug/L	ND	10.0	06/18/16 14:58	
Carbon tetrachloride	ug/L	ND	5.0	06/18/16 14:58	
Chlorobenzene	ug/L	ND	5.0	06/18/16 14:58	
Chloroethane	ug/L	ND	10.0	06/18/16 14:58	
Chloroform	ug/L	ND	5.0	06/18/16 14:58	
Chloromethane	ug/L	ND	10.0	06/18/16 14:58	
cis-1,2-Dichloroethene	ug/L	ND	5.0	06/18/16 14:58	
cis-1,3-Dichloropropene	ug/L	ND	5.0	06/18/16 14:58	
Dibromochloromethane	ug/L	ND	5.0	06/18/16 14:58	
Dibromomethane	ug/L	ND	10.0	06/18/16 14:58	
Ethylbenzene	ug/L	ND	5.0	06/18/16 14:58	
Iodomethane	ug/L	ND	5.0	06/18/16 14:58	
Methylene Chloride	ug/L	ND	5.0	06/18/16 14:58	
Styrene	ug/L	ND	5.0	06/18/16 14:58	
Tetrachloroethene	ug/L	ND	5.0	06/18/16 14:58	
Toluene	ug/L	ND	5.0	06/18/16 14:58	
trans-1,2-Dichloroethene	ug/L	ND	5.0	06/18/16 14:58	
trans-1,3-Dichloropropene	ug/L	ND	5.0	06/18/16 14:58	

Results presented on this page are in the units indicated by the "Units" column except where an alternate unit is presented to the right of the result.

REPORT OF LABORATORY ANALYSIS

This report shall not be reproduced, except in full,
without the written consent of Pace Analytical Services, Inc..

Pace Analytical®
www.pacelabs.com

Pace Analytical Services, Inc.
Not NELAP Accredited
4860 Blazer Parkway
Dublin, OH 43017
(614)486-5421

Pace Analytical Services, Inc.
7726 Moller Road
Indianapolis, IN 46268
(317)228-3100

QUALITY CONTROL DATA

Project: Bridgeton Landfill 2Q 2016 GW
Pace Project No.: 50146462

METHOD BLANK: 1565826 Matrix: Water
Associated Lab Samples: 50146462024, 50146462025, 50146462026, 50146462027, 50146462028, 50146462029, 50146462030

Parameter	Units	Blank Result	Reporting Limit	Analyzed	Qualifiers
trans-1,4-Dichloro-2-butene	ug/L	ND	10.0	06/18/16 14:58	
Trichloroethene	ug/L	ND	5.0	06/18/16 14:58	
Trichlorofluoromethane	ug/L	ND	10.0	06/18/16 14:58	
Vinyl acetate	ug/L	ND	10.0	06/18/16 14:58	
Vinyl chloride	ug/L	ND	2.0	06/18/16 14:58	
Xylene (Total)	ug/L	ND	5.0	06/18/16 14:58	
4-Bromofluorobenzene (S)	%.	89	79-116	06/18/16 14:58	
Dibromofluoromethane (S)	%.	100	84-118	06/18/16 14:58	
Toluene-d8 (S)	%.	96	86-110	06/18/16 14:58	

LABORATORY CONTROL SAMPLE: 1565827

Parameter	Units	Spike Conc.	LCS Result	LCS % Rec	% Rec Limits	Qualifiers
1,1,1,2-Tetrachloroethane	ug/L	50	48.0	96	74-130	
1,1,1-Trichloroethane	ug/L	50	48.7	97	72-123	
1,1,2,2-Tetrachloroethane	ug/L	50	47.1	94	72-124	
1,1,2-Trichloroethane	ug/L	50	55.0	110	75-125	
1,1-Dichloroethane	ug/L	50	46.9	94	70-120	
1,1-Dichloroethene	ug/L	50	63.7	127	69-127	
1,2,3-Trichloropropane	ug/L	50	49.3	99	77-127	
1,2-Dibromo-3-chloropropane	ug/L	50	42.8	86	67-123	
1,2-Dibromoethane (EDB)	ug/L	50	49.0	98	76-125	
1,2-Dichlorobenzene	ug/L	50	55.4	111	77-122	
1,2-Dichloroethane	ug/L	50	55.6	111	70-123	
1,2-Dichloropropane	ug/L	50	53.3	107	77-124	
1,4-Dichlorobenzene	ug/L	50	57.1	114	75-117	
2-Butanone (MEK)	ug/L	250	237	95	60-135	
2-Hexanone	ug/L	250	238	95	65-139	
4-Methyl-2-pentanone (MIBK)	ug/L	250	234	94	66-134	
Acetone	ug/L	250	225	90	47-144	
Acrylonitrile	ug/L	200	204	102	64-133	
Benzene	ug/L	50	55.4	111	76-122	
Bromochloromethane	ug/L	50	56.1	112	74-134	
Bromodichloromethane	ug/L	50	53.0	106	71-124	
Bromoform	ug/L	50	43.6	87	60-125	
Bromomethane	ug/L	50	55.7	111	23-194	
Carbon disulfide	ug/L	50	53.9	108	63-130	
Carbon tetrachloride	ug/L	50	50.0	100	73-133	
Chlorobenzene	ug/L	50	57.2	114	76-118	
Chloroethane	ug/L	50	47.6	95	50-147	
Chloroform	ug/L	50	55.3	111	70-119	
Chloromethane	ug/L	50	44.8	90	52-136	
cis-1,2-Dichloroethene	ug/L	50	57.4	115	74-120	
cis-1,3-Dichloropropene	ug/L	50	55.0	110	71-134	

Results presented on this page are in the units indicated by the "Units" column except where an alternate unit is presented to the right of the result.

REPORT OF LABORATORY ANALYSIS

This report shall not be reproduced, except in full,
without the written consent of Pace Analytical Services, Inc..

Pace Analytical
www.pacelabs.com

Pace Analytical Services, Inc.
Not NELAP Accredited
4860 Blazer Parkway
Dublin, OH 43017
(614)486-5421

Pace Analytical Services, Inc.
7726 Moller Road
Indianapolis, IN 46268
(317)228-3100

QUALITY CONTROL DATA

Project: Bridgeton Landfill 2Q 2016 GW
Pace Project No.: 50146462

LABORATORY CONTROL SAMPLE: 1565827

Parameter	Units	Spike Conc.	LCS Result	LCS % Rec	% Rec Limits	Qualifiers
Dibromochloromethane	ug/L	50	45.7	91	73-127	
Dibromomethane	ug/L	50	51.3	103	75-124	
Ethylbenzene	ug/L	50	49.1	98	75-123	
Iodomethane	ug/L	100	90.0	90	56-142	
Methylene Chloride	ug/L	50	46.3	93	66-130	
Styrene	ug/L	50	47.1	94	78-128	
Tetrachloroethene	ug/L	50	46.6	93	69-119	
Toluene	ug/L	50	53.8	108	74-122	
trans-1,2-Dichloroethene	ug/L	50	51.2	102	72-122	
trans-1,3-Dichloropropene	ug/L	50	45.6	91	66-135	
trans-1,4-Dichloro-2-butene	ug/L	200	174	87	39-153	
Trichloroethene	ug/L	50	49.2	98	75-123	
Trichlorofluoromethane	ug/L	50	62.8	126	58-148	
Vinyl acetate	ug/L	200	205	102	67-154	
Vinyl chloride	ug/L	50	56.6	113	61-147	
Xylene (Total)	ug/L	150	172	114	75-127	
4-Bromofluorobenzene (S)	%.			99	79-116	
Dibromofluoromethane (S)	%.			98	84-118	
Toluene-d8 (S)	%.			97	86-110	

Results presented on this page are in the units indicated by the "Units" column except where an alternate unit is presented to the right of the result.

REPORT OF LABORATORY ANALYSIS

This report shall not be reproduced, except in full,
without the written consent of Pace Analytical Services, Inc..

Pace Analytical®
www.pacelabs.com

Pace Analytical Services, Inc.
Not NELAP Accredited
4860 Blazer Parkway
Dublin, OH 43017
(614)486-5421

Pace Analytical Services, Inc.
7726 Moller Road
Indianapolis, IN 46268
(317)228-3100

QUALITY CONTROL DATA

Project: Bridgeton Landfill 2Q 2016 GW
Pace Project No.: 50146462

QC Batch: 337588 Analysis Method: EPA 8260
QC Batch Method: EPA 8260 Analysis Description: 8260 MSV
Associated Lab Samples: 50146462031, 50146462032, 50146462033, 50146462034, 50146462035, 50146462036, 50146462037, 50146462038

METHOD BLANK: 1565828 Matrix: Water
Associated Lab Samples: 50146462031, 50146462032, 50146462033, 50146462034, 50146462035, 50146462036, 50146462037, 50146462038

Parameter	Units	Blank Result	Reporting Limit	Analyzed	Qualifiers
1,1,1,2-Tetrachloroethane	ug/L	ND	5.0	06/19/16 02:21	
1,1,1-Trichloroethane	ug/L	ND	5.0	06/19/16 02:21	
1,1,2,2-Tetrachloroethane	ug/L	ND	5.0	06/19/16 02:21	
1,1,2-Trichloroethane	ug/L	ND	5.0	06/19/16 02:21	
1,1-Dichloroethane	ug/L	ND	5.0	06/19/16 02:21	
1,1-Dichloroethene	ug/L	ND	5.0	06/19/16 02:21	
1,2,3-Trichloropropane	ug/L	ND	5.0	06/19/16 02:21	
1,2-Dibromo-3-chloropropane	ug/L	ND	5.0	06/19/16 02:21	
1,2-Dibromoethane (EDB)	ug/L	ND	5.0	06/19/16 02:21	
1,2-Dichlorobenzene	ug/L	ND	5.0	06/19/16 02:21	
1,2-Dichloroethane	ug/L	ND	5.0	06/19/16 02:21	
1,2-Dichloropropane	ug/L	ND	5.0	06/19/16 02:21	
1,4-Dichlorobenzene	ug/L	ND	5.0	06/19/16 02:21	
2-Butanone (MEK)	ug/L	ND	10.0	06/19/16 02:21	
2-Hexanone	ug/L	ND	10.0	06/19/16 02:21	
4-Methyl-2-pentanone (MIBK)	ug/L	ND	10.0	06/19/16 02:21	
Acetone	ug/L	ND	10.0	06/19/16 02:21	
Acrylonitrile	ug/L	ND	100	06/19/16 02:21	
Benzene	ug/L	ND	5.0	06/19/16 02:21	
Bromochloromethane	ug/L	ND	5.0	06/19/16 02:21	
Bromodichloromethane	ug/L	ND	5.0	06/19/16 02:21	
Bromoform	ug/L	ND	5.0	06/19/16 02:21	
Bromomethane	ug/L	ND	10.0	06/19/16 02:21	
Carbon disulfide	ug/L	ND	10.0	06/19/16 02:21	
Carbon tetrachloride	ug/L	ND	5.0	06/19/16 02:21	
Chlorobenzene	ug/L	ND	5.0	06/19/16 02:21	
Chloroethane	ug/L	ND	10.0	06/19/16 02:21	
Chloroform	ug/L	ND	5.0	06/19/16 02:21	
Chloromethane	ug/L	ND	10.0	06/19/16 02:21	
cis-1,2-Dichloroethene	ug/L	ND	5.0	06/19/16 02:21	
cis-1,3-Dichloropropene	ug/L	ND	5.0	06/19/16 02:21	
Dibromochloromethane	ug/L	ND	5.0	06/19/16 02:21	
Dibromomethane	ug/L	ND	10.0	06/19/16 02:21	
Ethylbenzene	ug/L	ND	5.0	06/19/16 02:21	
Iodomethane	ug/L	ND	5.0	06/19/16 02:21	
Methylene Chloride	ug/L	ND	5.0	06/19/16 02:21	
Styrene	ug/L	ND	5.0	06/19/16 02:21	
Tetrachloroethene	ug/L	ND	5.0	06/19/16 02:21	
Toluene	ug/L	ND	5.0	06/19/16 02:21	
trans-1,2-Dichloroethene	ug/L	ND	5.0	06/19/16 02:21	

Results presented on this page are in the units indicated by the "Units" column except where an alternate unit is presented to the right of the result.

REPORT OF LABORATORY ANALYSIS

This report shall not be reproduced, except in full,
without the written consent of Pace Analytical Services, Inc..

Pace Analytical®
www.pacelabs.com

Pace Analytical Services, Inc.
Not NELAP Accredited
4860 Blazer Parkway
Dublin, OH 43017
(614)486-5421

Pace Analytical Services, Inc.
7726 Moller Road
Indianapolis, IN 46268
(317)228-3100

QUALITY CONTROL DATA

Project: Bridgeton Landfill 2Q 2016 GW
Pace Project No.: 50146462

METHOD BLANK: 1565828 Matrix: Water

Associated Lab Samples: 50146462031, 50146462032, 50146462033, 50146462034, 50146462035, 50146462036, 50146462037, 50146462038

Parameter	Units	Blank Result	Reporting Limit	Analyzed	Qualifiers
trans-1,3-Dichloropropene	ug/L	ND	5.0	06/19/16 02:21	
trans-1,4-Dichloro-2-butene	ug/L	ND	10.0	06/19/16 02:21	
Trichloroethene	ug/L	ND	5.0	06/19/16 02:21	
Trichlorofluoromethane	ug/L	ND	10.0	06/19/16 02:21	
Vinyl acetate	ug/L	ND	10.0	06/19/16 02:21	
Vinyl chloride	ug/L	ND	2.0	06/19/16 02:21	
Xylene (Total)	ug/L	ND	5.0	06/19/16 02:21	
4-Bromofluorobenzene (S)	%.	89	79-116	06/19/16 02:21	
Dibromofluoromethane (S)	%.	98	84-118	06/19/16 02:21	
Toluene-d8 (S)	%.	96	86-110	06/19/16 02:21	

LABORATORY CONTROL SAMPLE: 1565829

Parameter	Units	Spike Conc.	LCS Result	LCS % Rec	% Rec Limits	Qualifiers
1,1,1,2-Tetrachloroethane	ug/L	50	48.0	96	74-130	
1,1,1-Trichloroethane	ug/L	50	48.3	97	72-123	
1,1,2,2-Tetrachloroethane	ug/L	50	46.2	92	72-124	
1,1,2-Trichloroethane	ug/L	50	56.0	112	75-125	
1,1-Dichloroethane	ug/L	50	46.2	92	70-120	
1,1-Dichloroethene	ug/L	50	64.1	128	69-127	L3
1,2,3-Trichloropropane	ug/L	50	48.2	96	77-127	
1,2-Dibromo-3-chloropropane	ug/L	50	39.8	80	67-123	
1,2-Dibromoethane (EDB)	ug/L	50	51.7	103	76-125	
1,2-Dichlorobenzene	ug/L	50	52.8	106	77-122	
1,2-Dichloroethane	ug/L	50	54.1	108	70-123	
1,2-Dichloropropane	ug/L	50	54.6	109	77-124	
1,4-Dichlorobenzene	ug/L	50	54.8	110	75-117	
2-Butanone (MEK)	ug/L	250	235	94	60-135	
2-Hexanone	ug/L	250	239	96	65-139	
4-Methyl-2-pentanone (MIBK)	ug/L	250	230	92	66-134	
Acetone	ug/L	250	221	88	47-144	
Acrylonitrile	ug/L	200	203	101	64-133	
Benzene	ug/L	50	55.3	111	76-122	
Bromochloromethane	ug/L	50	54.8	110	74-134	
Bromodichloromethane	ug/L	50	52.9	106	71-124	
Bromoform	ug/L	50	41.4	83	60-125	
Bromomethane	ug/L	50	57.3	115	23-194	
Carbon disulfide	ug/L	50	53.0	106	63-130	
Carbon tetrachloride	ug/L	50	49.0	98	73-133	
Chlorobenzene	ug/L	50	57.5	115	76-118	
Chloroethane	ug/L	50	47.8	96	50-147	
Chloroform	ug/L	50	55.0	110	70-119	
Chloromethane	ug/L	50	47.5	95	52-136	

Results presented on this page are in the units indicated by the "Units" column except where an alternate unit is presented to the right of the result.

REPORT OF LABORATORY ANALYSIS

This report shall not be reproduced, except in full,
without the written consent of Pace Analytical Services, Inc..

Pace Analytical
www.pacelabs.com

Pace Analytical Services, Inc.
Not NELAP Accredited
4860 Blazer Parkway
Dublin, OH 43017
(614)486-5421

Pace Analytical Services, Inc.
7726 Moller Road
Indianapolis, IN 46268
(317)228-3100

QUALITY CONTROL DATA

Project: Bridgeton Landfill 2Q 2016 GW
Pace Project No.: 50146462

LABORATORY CONTROL SAMPLE: 1565829

Parameter	Units	Spike Conc.	LCS Result	LCS % Rec	% Rec Limits	Qualifiers
cis-1,2-Dichloroethene	ug/L	50	56.6	113	74-120	
cis-1,3-Dichloropropene	ug/L	50	52.7	105	71-134	
Dibromochloromethane	ug/L	50	46.9	94	73-127	
Dibromomethane	ug/L	50	51.3	103	75-124	
Ethylbenzene	ug/L	50	49.7	99	75-123	
Iodomethane	ug/L	100	89.6	90	56-142	
Methylene Chloride	ug/L	50	46.7	93	66-130	
Styrene	ug/L	50	45.7	91	78-128	
Tetrachloroethene	ug/L	50	45.0	90	69-119	
Toluene	ug/L	50	54.8	110	74-122	
trans-1,2-Dichloroethene	ug/L	50	51.4	103	72-122	
trans-1,3-Dichloropropene	ug/L	50	43.4	87	66-135	
trans-1,4-Dichloro-2-butene	ug/L	200	157	78	39-153	
Trichloroethene	ug/L	50	50.1	100	75-123	
Trichlorofluoromethane	ug/L	50	62.1	124	58-148	
Vinyl acetate	ug/L	200	199	100	67-154	
Vinyl chloride	ug/L	50	56.3	113	61-147	
Xylene (Total)	ug/L	150	170	113	75-127	
4-Bromofluorobenzene (S)	%.			101	79-116	
Dibromofluoromethane (S)	%.			97	84-118	
Toluene-d8 (S)	%.			98	86-110	

MATRIX SPIKE SAMPLE: 1565830

Parameter	Units	50147043001 Result	Spike Conc.	MS Result	MS % Rec	% Rec Limits	Qualifiers
1,1,1,2-Tetrachloroethane	ug/L	ND	50	47.8	96	44-142	
1,1,1-Trichloroethane	ug/L	ND	50	52.0	104	51-140	
1,1,2,2-Tetrachloroethane	ug/L	ND	50	45.3	91	49-138	
1,1,2-Trichloroethane	ug/L	ND	50	54.9	110	51-138	
1,1-Dichloroethane	ug/L	ND	50	50.2	100	48-137	
1,1-Dichloroethene	ug/L	ND	50	69.9	140	51-144	
1,2,3-Trichloropropane	ug/L	ND	50	48.5	97	51-139	
1,2-Dibromo-3-chloropropane	ug/L	ND	50	41.3	83	37-127	
1,2-Dibromoethane (EDB)	ug/L	ND	50	49.6	99	52-134	
1,2-Dichlorobenzene	ug/L	ND	50	52.8	106	38-138	
1,2-Dichloroethane	ug/L	ND	50	56.0	112	44-144	
1,2-Dichloropropane	ug/L	ND	50	54.2	108	56-138	
1,4-Dichlorobenzene	ug/L	ND	50	54.4	109	34-134	
2-Butanone (MEK)	ug/L	ND	250	239	96	44-142	
2-Hexanone	ug/L	ND	250	226	91	43-150	
4-Methyl-2-pentanone (MIBK)	ug/L	ND	250	224	90	46-143	
Acetone	ug/L	ND	250	228	91	33-150	
Acrylonitrile	ug/L	ND	200	207	104	47-143	
Benzene	ug/L	ND	50	57.4	115	51-140	
Bromochloromethane	ug/L	ND	50	59.2	118	53-148	

Results presented on this page are in the units indicated by the "Units" column except where an alternate unit is presented to the right of the result.

REPORT OF LABORATORY ANALYSIS

This report shall not be reproduced, except in full,
without the written consent of Pace Analytical Services, Inc..

Pace Analytical®
www.pacelabs.com

Pace Analytical Services, Inc.
Not NELAP Accredited
4860 Blazer Parkway
Dublin, OH 43017
(614)486-5421

Pace Analytical Services, Inc.
7726 Moller Road
Indianapolis, IN 46268
(317)228-3100

QUALITY CONTROL DATA

Project: Bridgeton Landfill 2Q 2016 GW
Pace Project No.: 50146462

MATRIX SPIKE SAMPLE: 1565830

Parameter	Units	50147043001 Result	Spike Conc.	MS Result	MS % Rec	% Rec Limits	Qualifiers
Bromodichloromethane	ug/L	ND	50	54.4	109	46-137	
Bromoform	ug/L	ND	50	40.0	80	36-127	
Bromomethane	ug/L	ND	50	55.5	111	10-188	
Carbon disulfide	ug/L	ND	50	58.0	116	35-148	
Carbon tetrachloride	ug/L	ND	50	52.9	106	45-151	
Chlorobenzene	ug/L	ND	50	57.3	115	45-138	
Chloroethane	ug/L	ND	50	50.9	102	33-164	
Chloroform	ug/L	ND	50	57.0	114	50-135	
Chloromethane	ug/L	ND	50	51.9	104	38-146	
cis-1,2-Dichloroethene	ug/L	ND	50	59.3	119	43-144	
cis-1,3-Dichloropropene	ug/L	ND	50	49.8	100	42-136	
Dibromochloromethane	ug/L	ND	50	45.2	90	45-136	
Dibromomethane	ug/L	ND	50	51.1	102	51-139	
Ethylbenzene	ug/L	ND	50	51.6	103	36-146	
Iodomethane	ug/L	ND	100	84.0	84	28-153	
Methylene Chloride	ug/L	ND	50	48.9	98	48-140	
Styrene	ug/L	ND	50	47.0	94	31-148	
Tetrachloroethene	ug/L	ND	50	45.4	91	38-139	
Toluene	ug/L	ND	50	53.5	107	44-140	
trans-1,2-Dichloroethene	ug/L	ND	50	56.4	113	50-139	
trans-1,3-Dichloropropene	ug/L	ND	50	40.7	81	37-138	
trans-1,4-Dichloro-2-butene	ug/L	ND	200	144	72	10-157	
Trichloroethene	ug/L	ND	50	52.3	105	44-146	
Trichlorofluoromethane	ug/L	ND	50	68.8	138	41-164	
Vinyl acetate	ug/L	ND	200	120	60	15-146	
Vinyl chloride	ug/L	ND	50	63.3	127	43-166	
Xylene (Total)	ug/L	ND	150	174	116	35-146	
4-Bromofluorobenzene (S)	%.				100	79-116	
Dibromofluoromethane (S)	%.				103	84-118	
Toluene-d8 (S)	%.				97	86-110	

Results presented on this page are in the units indicated by the "Units" column except where an alternate unit is presented to the right of the result.

REPORT OF LABORATORY ANALYSIS

This report shall not be reproduced, except in full,
without the written consent of Pace Analytical Services, Inc..

Pace Analytical®
www.pacelabs.com

Pace Analytical Services, Inc.
Not NELAP Accredited
4860 Blazer Parkway
Dublin, OH 43017
(614)486-5421

Pace Analytical Services, Inc.
7726 Moller Road
Indianapolis, IN 46268
(317)228-3100

QUALITY CONTROL DATA

Project: Bridgeton Landfill 2Q 2016 GW
Pace Project No.: 50146462

QC Batch: 338066 Analysis Method: EPA 8260
QC Batch Method: EPA 8260 Analysis Description: 8260 MSV
Associated Lab Samples: 50146462039, 50146462040, 50146462041, 50146462042

METHOD BLANK: 1567606 Matrix: Water
Associated Lab Samples: 50146462039, 50146462040, 50146462041, 50146462042

Parameter	Units	Blank Result	Reporting Limit	Analyzed	Qualifiers
1,1,1,2-Tetrachloroethane	ug/L	ND	5.0	06/22/16 00:38	
1,1,1-Trichloroethane	ug/L	ND	5.0	06/22/16 00:38	
1,1,2,2-Tetrachloroethane	ug/L	ND	5.0	06/22/16 00:38	
1,1,2-Trichloroethane	ug/L	ND	5.0	06/22/16 00:38	
1,1-Dichloroethane	ug/L	ND	5.0	06/22/16 00:38	
1,1-Dichloroethene	ug/L	ND	5.0	06/22/16 00:38	
1,2,3-Trichloropropane	ug/L	ND	5.0	06/22/16 00:38	
1,2-Dibromo-3-chloropropane	ug/L	ND	5.0	06/22/16 00:38	
1,2-Dibromoethane (EDB)	ug/L	ND	5.0	06/22/16 00:38	
1,2-Dichlorobenzene	ug/L	ND	5.0	06/22/16 00:38	
1,2-Dichloroethane	ug/L	ND	5.0	06/22/16 00:38	
1,2-Dichloropropane	ug/L	ND	5.0	06/22/16 00:38	
1,4-Dichlorobenzene	ug/L	ND	5.0	06/22/16 00:38	
2-Butanone (MEK)	ug/L	ND	10.0	06/22/16 00:38	
2-Hexanone	ug/L	ND	10.0	06/22/16 00:38	
4-Methyl-2-pentanone (MIBK)	ug/L	ND	10.0	06/22/16 00:38	
Acetone	ug/L	ND	10.0	06/22/16 00:38	
Acrylonitrile	ug/L	ND	100	06/22/16 00:38	
Benzene	ug/L	ND	5.0	06/22/16 00:38	
Bromochloromethane	ug/L	ND	5.0	06/22/16 00:38	
Bromodichloromethane	ug/L	ND	5.0	06/22/16 00:38	
Bromoform	ug/L	ND	5.0	06/22/16 00:38	
Bromomethane	ug/L	ND	10.0	06/22/16 00:38	
Carbon disulfide	ug/L	ND	10.0	06/22/16 00:38	
Carbon tetrachloride	ug/L	ND	5.0	06/22/16 00:38	
Chlorobenzene	ug/L	ND	5.0	06/22/16 00:38	
Chloroethane	ug/L	ND	10.0	06/22/16 00:38	
Chloroform	ug/L	ND	5.0	06/22/16 00:38	
Chloromethane	ug/L	ND	10.0	06/22/16 00:38	
cis-1,2-Dichloroethene	ug/L	ND	5.0	06/22/16 00:38	
cis-1,3-Dichloropropene	ug/L	ND	5.0	06/22/16 00:38	
Dibromochloromethane	ug/L	ND	5.0	06/22/16 00:38	
Dibromomethane	ug/L	ND	10.0	06/22/16 00:38	
Ethylbenzene	ug/L	ND	5.0	06/22/16 00:38	
Iodomethane	ug/L	ND	5.0	06/22/16 00:38	
Methylene Chloride	ug/L	ND	5.0	06/22/16 00:38	
Styrene	ug/L	ND	5.0	06/22/16 00:38	
Tetrachloroethene	ug/L	ND	5.0	06/22/16 00:38	
Toluene	ug/L	ND	5.0	06/22/16 00:38	
trans-1,2-Dichloroethene	ug/L	ND	5.0	06/22/16 00:38	
trans-1,3-Dichloropropene	ug/L	ND	5.0	06/22/16 00:38	

Results presented on this page are in the units indicated by the "Units" column except where an alternate unit is presented to the right of the result.

REPORT OF LABORATORY ANALYSIS

This report shall not be reproduced, except in full,
without the written consent of Pace Analytical Services, Inc..

Pace Analytical
www.pacelabs.com

Pace Analytical Services, Inc.
Not NELAP Accredited
4860 Blazer Parkway
Dublin, OH 43017
(614)486-5421

Pace Analytical Services, Inc.
7726 Moller Road
Indianapolis, IN 46268
(317)228-3100

QUALITY CONTROL DATA

Project: Bridgeton Landfill 2Q 2016 GW
Pace Project No.: 50146462

METHOD BLANK: 1567606 Matrix: Water
Associated Lab Samples: 50146462039, 50146462040, 50146462041, 50146462042

Parameter	Units	Blank Result	Reporting Limit	Analyzed	Qualifiers
trans-1,4-Dichloro-2-butene	ug/L	ND	10.0	06/22/16 00:38	
Trichloroethene	ug/L	ND	5.0	06/22/16 00:38	
Trichlorofluoromethane	ug/L	ND	10.0	06/22/16 00:38	
Vinyl acetate	ug/L	ND	10.0	06/22/16 00:38	
Vinyl chloride	ug/L	ND	2.0	06/22/16 00:38	
Xylene (Total)	ug/L	ND	5.0	06/22/16 00:38	
4-Bromofluorobenzene (S)	%.	97	79-116	06/22/16 00:38	
Dibromofluoromethane (S)	%.	100	84-118	06/22/16 00:38	
Toluene-d8 (S)	%.	97	86-110	06/22/16 00:38	

LABORATORY CONTROL SAMPLE: 1567607

Parameter	Units	Spike Conc.	LCS Result	LCS % Rec	% Rec Limits	Qualifiers
1,1,1,2-Tetrachloroethane	ug/L	50	46.2	92	74-130	
1,1,1-Trichloroethane	ug/L	50	51.6	103	72-123	
1,1,2,2-Tetrachloroethane	ug/L	50	49.2	98	72-124	
1,1,2-Trichloroethane	ug/L	50	55.9	112	75-125	
1,1-Dichloroethane	ug/L	50	52.8	106	70-120	
1,1-Dichloroethene	ug/L	50	52.1	104	69-127	
1,2,3-Trichloropropane	ug/L	50	55.3	111	77-127	
1,2-Dibromo-3-chloropropane	ug/L	50	46.7	93	67-123	
1,2-Dibromoethane (EDB)	ug/L	50	49.3	99	76-125	
1,2-Dichlorobenzene	ug/L	50	53.6	107	77-122	
1,2-Dichloroethane	ug/L	50	53.1	106	70-123	
1,2-Dichloropropane	ug/L	50	50.8	102	77-124	
1,4-Dichlorobenzene	ug/L	50	52.5	105	75-117	
2-Butanone (MEK)	ug/L	250	263	105	60-135	
2-Hexanone	ug/L	250	275	110	65-139	
4-Methyl-2-pentanone (MIBK)	ug/L	250	278	111	66-134	
Acetone	ug/L	250	315	126	47-144	
Acrylonitrile	ug/L	200	214	107	64-133	
Benzene	ug/L	50	63.9	128	76-122	L3
Bromochloromethane	ug/L	50	59.6	119	74-134	
Bromodichloromethane	ug/L	50	48.8	98	71-124	
Bromoform	ug/L	50	42.8	86	60-125	
Bromomethane	ug/L	50	34.6	69	23-194	
Carbon disulfide	ug/L	50	52.9	106	63-130	
Carbon tetrachloride	ug/L	50	53.7	107	73-133	
Chlorobenzene	ug/L	50	57.9	116	76-118	
Chloroethane	ug/L	50	47.5	95	50-147	
Chloroform	ug/L	50	51.9	104	70-119	
Chloromethane	ug/L	50	48.6	97	52-136	
cis-1,2-Dichloroethene	ug/L	50	53.4	107	74-120	
cis-1,3-Dichloropropene	ug/L	50	46.7	93	71-134	

Results presented on this page are in the units indicated by the "Units" column except where an alternate unit is presented to the right of the result.

REPORT OF LABORATORY ANALYSIS

This report shall not be reproduced, except in full,
without the written consent of Pace Analytical Services, Inc..

Pace Analytical
www.pacelabs.com

Pace Analytical Services, Inc.
Not NELAP Accredited
4860 Blazer Parkway
Dublin, OH 43017
(614)486-5421

Pace Analytical Services, Inc.
7726 Moller Road
Indianapolis, IN 46268
(317)228-3100

QUALITY CONTROL DATA

Project: Bridgeton Landfill 2Q 2016 GW
Pace Project No.: 50146462

LABORATORY CONTROL SAMPLE: 1567607

Parameter	Units	Spike Conc.	LCS Result	LCS % Rec	% Rec Limits	Qualifiers
Dibromochloromethane	ug/L	50	46.5	93	73-127	
Dibromomethane	ug/L	50	53.2	106	75-124	
Ethylbenzene	ug/L	50	47.7	95	75-123	
Iodomethane	ug/L	100	86.0	86	56-142	
Methylene Chloride	ug/L	50	49.1	98	66-130	
Styrene	ug/L	50	46.0	92	78-128	
Tetrachloroethene	ug/L	50	46.2	92	69-119	
Toluene	ug/L	50	57.5	115	74-122	
trans-1,2-Dichloroethene	ug/L	50	54.2	108	72-122	
trans-1,3-Dichloropropene	ug/L	50	44.3	89	66-135	
trans-1,4-Dichloro-2-butene	ug/L	200	200	100	39-153	
Trichloroethene	ug/L	50	53.0	106	75-123	
Trichlorofluoromethane	ug/L	50	59.0	118	58-148	
Vinyl acetate	ug/L	200	224	112	67-154	
Vinyl chloride	ug/L	50	60.5	121	61-147	
Xylene (Total)	ug/L	150	144	96	75-127	
4-Bromofluorobenzene (S)	%.			103	79-116	
Dibromofluoromethane (S)	%.			101	84-118	
Toluene-d8 (S)	%.			96	86-110	

MATRIX SPIKE SAMPLE: 1567608

Parameter	Units	50147056017 Result	Spike Conc.	MS Result	MS % Rec	% Rec Limits	Qualifiers
1,1,1,2-Tetrachloroethane	ug/L	ND	50	45.5	91	44-142	
1,1,1-Trichloroethane	ug/L	ND	50	47.5	95	51-140	
1,1,2,2-Tetrachloroethane	ug/L	ND	50	48.2	96	49-138	
1,1,2-Trichloroethane	ug/L	ND	50	57.7	115	51-138	
1,1-Dichloroethane	ug/L	ND	50	48.9	98	48-137	
1,1-Dichloroethene	ug/L	ND	50	52.1	104	51-144	
1,2,3-Trichloropropane	ug/L	ND	50	53.1	106	51-139	
1,2-Dibromo-3-chloropropane	ug/L	ND	50	44.3	89	37-127	
1,2-Dibromoethane (EDB)	ug/L	ND	50	50.0	100	52-134	
1,2-Dichlorobenzene	ug/L	ND	50	48.3	97	38-138	
1,2-Dichloroethane	ug/L	ND	50	50.0	100	44-144	
1,2-Dichloropropane	ug/L	ND	50	49.0	98	56-138	
1,4-Dichlorobenzene	ug/L	ND	50	47.0	94	34-134	
2-Butanone (MEK)	ug/L	ND	250	257	103	44-142	
2-Hexanone	ug/L	ND	250	284	114	43-150	
4-Methyl-2-pentanone (MIBK)	ug/L	ND	250	287	115	46-143	
Acetone	ug/L	ND	250	293	117	33-150	
Acrylonitrile	ug/L	ND	200	207	103	47-143	
Benzene	ug/L	ND	50	59.2	118	51-140	
Bromochloromethane	ug/L	ND	50	56.4	113	53-148	
Bromodichloromethane	ug/L	ND	50	44.3	89	46-137	
Bromoform	ug/L	ND	50	40.9	82	36-127	

Results presented on this page are in the units indicated by the "Units" column except where an alternate unit is presented to the right of the result.

REPORT OF LABORATORY ANALYSIS

This report shall not be reproduced, except in full,
without the written consent of Pace Analytical Services, Inc..

Pace Analytical®
www.pacelabs.com

Pace Analytical Services, Inc.
Not NELAP Accredited
4860 Blazer Parkway
Dublin, OH 43017
(614)486-5421

Pace Analytical Services, Inc.
7726 Moller Road
Indianapolis, IN 46268
(317)228-3100

QUALITY CONTROL DATA

Project: Bridgeton Landfill 2Q 2016 GW
Pace Project No.: 50146462

MATRIX SPIKE SAMPLE: 1567608

Parameter	Units	50147056017 Result	Spike Conc.	MS Result	MS % Rec	% Rec Limits	Qualifiers
Bromomethane	ug/L	ND	50	33.8	68	10-188	
Carbon disulfide	ug/L	ND	50	48.7	97	35-148	
Carbon tetrachloride	ug/L	ND	50	47.9	96	45-151	
Chlorobenzene	ug/L	ND	50	54.8	110	45-138	
Chloroethane	ug/L	ND	50	46.9	94	33-164	
Chloroform	ug/L	ND	50	48.6	97	50-135	
Chloromethane	ug/L	ND	50	48.5	97	38-146	
cis-1,2-Dichloroethene	ug/L	ND	50	50.1	100	43-144	
cis-1,3-Dichloropropene	ug/L	ND	50	45.0	90	42-136	
Dibromochloromethane	ug/L	ND	50	45.0	90	45-136	
Dibromomethane	ug/L	ND	50	51.1	102	51-139	
Ethylbenzene	ug/L	ND	50	46.2	92	36-146	
Iodomethane	ug/L	ND	100	63.3	63	28-153	
Methylene Chloride	ug/L	ND	50	46.4	93	48-140	
Styrene	ug/L	ND	50	43.1	86	31-148	
Tetrachloroethene	ug/L	ND	50	44.5	89	38-139	
Toluene	ug/L	ND	50	58.3	114	44-140	
trans-1,2-Dichloroethene	ug/L	ND	50	51.5	103	50-139	
trans-1,3-Dichloropropene	ug/L	ND	50	44.3	89	37-138	
trans-1,4-Dichloro-2-butene	ug/L	ND	200	192	96	10-157	
Trichloroethene	ug/L	ND	50	47.0	94	44-146	
Trichlorofluoromethane	ug/L	ND	50	59.3	119	41-164	
Vinyl acetate	ug/L	ND	200	223	111	15-146	
Vinyl chloride	ug/L	ND	50	59.7	119	43-166	
Xylene (Total)	ug/L	ND	150	138	92	35-146	
4-Bromofluorobenzene (S)	%.				112	79-116	
Dibromofluoromethane (S)	%.				106	84-118	
Toluene-d8 (S)	%.				100	86-110	

Results presented on this page are in the units indicated by the "Units" column except where an alternate unit is presented to the right of the result.

REPORT OF LABORATORY ANALYSIS

This report shall not be reproduced, except in full,
without the written consent of Pace Analytical Services, Inc..

Pace Analytical®
www.pacelabs.com

Pace Analytical Services, Inc.
Not NELAP Accredited
4860 Blazer Parkway
Dublin, OH 43017
(614)486-5421

Pace Analytical Services, Inc.
7726 Moller Road
Indianapolis, IN 46268
(317)228-3100

QUALITY CONTROL DATA

Project: Bridgeton Landfill 2Q 2016 GW
Pace Project No.: 50146462

QC Batch: 338297 Analysis Method: EPA 8260
QC Batch Method: EPA 8260 Analysis Description: 8260 MSV
Associated Lab Samples: 50146462043, 50146462044, 50146462045, 50146462046, 50146462047, 50146462049, 50146462050

METHOD BLANK: 1568565 Matrix: Water
Associated Lab Samples: 50146462043, 50146462044, 50146462045, 50146462046, 50146462047, 50146462049, 50146462050

Parameter	Units	Blank Result	Reporting Limit	Analyzed	Qualifiers
1,1,1,2-Tetrachloroethane	ug/L	ND	5.0	06/23/16 04:37	
1,1,1-Trichloroethane	ug/L	ND	5.0	06/23/16 04:37	
1,1,2,2-Tetrachloroethane	ug/L	ND	5.0	06/23/16 04:37	
1,1,2-Trichloroethane	ug/L	ND	5.0	06/23/16 04:37	
1,1-Dichloroethane	ug/L	ND	5.0	06/23/16 04:37	
1,1-Dichloroethene	ug/L	ND	5.0	06/23/16 04:37	
1,2,3-Trichloropropane	ug/L	ND	5.0	06/23/16 04:37	
1,2,4-Trimethylbenzene	ug/L	ND	5.0	06/23/16 04:37	
1,2-Dibromo-3-chloropropane	ug/L	ND	5.0	06/23/16 04:37	
1,2-Dibromoethane (EDB)	ug/L	ND	5.0	06/23/16 04:37	
1,2-Dichlorobenzene	ug/L	ND	5.0	06/23/16 04:37	
1,2-Dichloroethane	ug/L	ND	5.0	06/23/16 04:37	
1,2-Dichloropropane	ug/L	ND	5.0	06/23/16 04:37	
1,3,5-Trimethylbenzene	ug/L	ND	5.0	06/23/16 04:37	
1,4-Dichlorobenzene	ug/L	ND	5.0	06/23/16 04:37	
2-Butanone (MEK)	ug/L	ND	10.0	06/23/16 04:37	
2-Hexanone	ug/L	ND	10.0	06/23/16 04:37	
4-Methyl-2-pentanone (MIBK)	ug/L	ND	10.0	06/23/16 04:37	
Acetone	ug/L	ND	10.0	06/23/16 04:37	
Acrylonitrile	ug/L	ND	100	06/23/16 04:37	
Benzene	ug/L	ND	5.0	06/23/16 04:37	
Bromochloromethane	ug/L	ND	5.0	06/23/16 04:37	
Bromodichloromethane	ug/L	ND	5.0	06/23/16 04:37	
Bromoform	ug/L	ND	5.0	06/23/16 04:37	
Bromomethane	ug/L	ND	10.0	06/23/16 04:37	
Carbon disulfide	ug/L	ND	10.0	06/23/16 04:37	
Carbon tetrachloride	ug/L	ND	5.0	06/23/16 04:37	
Chlorobenzene	ug/L	ND	5.0	06/23/16 04:37	
Chloroethane	ug/L	ND	10.0	06/23/16 04:37	
Chloroform	ug/L	ND	5.0	06/23/16 04:37	
Chloromethane	ug/L	ND	10.0	06/23/16 04:37	
cis-1,2-Dichloroethene	ug/L	ND	5.0	06/23/16 04:37	
cis-1,3-Dichloropropene	ug/L	ND	5.0	06/23/16 04:37	
Dibromochloromethane	ug/L	ND	5.0	06/23/16 04:37	
Dibromomethane	ug/L	ND	10.0	06/23/16 04:37	
Ethylbenzene	ug/L	ND	5.0	06/23/16 04:37	
Iodomethane	ug/L	ND	5.0	06/23/16 04:37	
Isopropylbenzene (Cumene)	ug/L	ND	5.0	06/23/16 04:37	
Methyl-tert-butyl ether	ug/L	ND	5.0	06/23/16 04:37	
Methylene Chloride	ug/L	ND	5.0	06/23/16 04:37	
n-Butyl chloride	ug/L	ND	5.0	06/23/16 04:37	N2

Results presented on this page are in the units indicated by the "Units" column except where an alternate unit is presented to the right of the result.

REPORT OF LABORATORY ANALYSIS

This report shall not be reproduced, except in full,
without the written consent of Pace Analytical Services, Inc..

Pace Analytical®
www.pacelabs.com

Pace Analytical Services, Inc.
Not NELAP Accredited
4860 Blazer Parkway
Dublin, OH 43017
(614)486-5421

Pace Analytical Services, Inc.
7726 Moller Road
Indianapolis, IN 46268
(317)228-3100

QUALITY CONTROL DATA

Project: Bridgeton Landfill 2Q 2016 GW
Pace Project No.: 50146462

METHOD BLANK: 1568565 Matrix: Water
Associated Lab Samples: 50146462043, 50146462044, 50146462045, 50146462046, 50146462047, 50146462049, 50146462050

Parameter	Units	Blank Result	Reporting Limit	Analyzed	Qualifiers
p-Isopropyltoluene	ug/L	ND	5.0	06/23/16 04:37	
Styrene	ug/L	ND	5.0	06/23/16 04:37	
Tetrachloroethene	ug/L	ND	5.0	06/23/16 04:37	
Tetrahydrofuran	ug/L	ND	100	06/23/16 04:37	N2
Toluene	ug/L	ND	5.0	06/23/16 04:37	
trans-1,2-Dichloroethene	ug/L	ND	5.0	06/23/16 04:37	
trans-1,3-Dichloropropene	ug/L	ND	5.0	06/23/16 04:37	
trans-1,4-Dichloro-2-butene	ug/L	ND	10.0	06/23/16 04:37	
Trichloroethene	ug/L	ND	5.0	06/23/16 04:37	
Trichlorofluoromethane	ug/L	ND	10.0	06/23/16 04:37	
Vinyl acetate	ug/L	ND	10.0	06/23/16 04:37	
Vinyl chloride	ug/L	ND	2.0	06/23/16 04:37	
Xylene (Total)	ug/L	ND	5.0	06/23/16 04:37	
4-Bromofluorobenzene (S)	%.	94	79-116	06/23/16 04:37	
Dibromofluoromethane (S)	%.	102	84-118	06/23/16 04:37	
Toluene-d8 (S)	%.	99	86-110	06/23/16 04:37	

LABORATORY CONTROL SAMPLE: 1568566

Parameter	Units	Spike Conc.	LCS Result	LCS % Rec	% Rec Limits	Qualifiers
1,1,1,2-Tetrachloroethane	ug/L	50	46.1	92	74-130	
1,1,1-Trichloroethane	ug/L	50	45.5	91	72-123	
1,1,2,2-Tetrachloroethane	ug/L	50	52.4	105	72-124	
1,1,2-Trichloroethane	ug/L	50	50.1	100	75-125	
1,1-Dichloroethane	ug/L	50	46.6	93	70-120	
1,1-Dichloroethene	ug/L	50	51.5	103	69-127	
1,2,3-Trichloropropane	ug/L	50	48.7	97	77-127	
1,2,4-Trimethylbenzene	ug/L	50	53.5	107	73-125	
1,2-Dibromo-3-chloropropane	ug/L	50	41.0	82	67-123	
1,2-Dibromoethane (EDB)	ug/L	50	49.1	98	76-125	
1,2-Dichlorobenzene	ug/L	50	51.1	102	77-122	
1,2-Dichloroethane	ug/L	50	53.9	108	70-123	
1,2-Dichloropropane	ug/L	50	54.0	108	77-124	
1,3,5-Trimethylbenzene	ug/L	50	55.1	110	75-124	
1,4-Dichlorobenzene	ug/L	50	52.9	106	75-117	
2-Butanone (MEK)	ug/L	250	230	92	60-135	
2-Hexanone	ug/L	250	213	85	65-139	
4-Methyl-2-pentanone (MIBK)	ug/L	250	263	105	66-134	
Acetone	ug/L	250	282	113	47-144	
Acrylonitrile	ug/L	200	185	93	64-133	
Benzene	ug/L	50	54.4	109	76-122	
Bromochloromethane	ug/L	50	52.2	104	74-134	
Bromodichloromethane	ug/L	50	44.9	90	71-124	
Bromoform	ug/L	50	44.7	89	60-125	

Results presented on this page are in the units indicated by the "Units" column except where an alternate unit is presented to the right of the result.

REPORT OF LABORATORY ANALYSIS

This report shall not be reproduced, except in full,
without the written consent of Pace Analytical Services, Inc..

Pace Analytical Services, Inc.
Not NELAP Accredited
4860 Blazer Parkway
Dublin, OH 43017
(614)486-5421

Pace Analytical Services, Inc.
7726 Moller Road
Indianapolis, IN 46268
(317)228-3100

QUALITY CONTROL DATA

Project: Bridgeton Landfill 2Q 2016 GW
Pace Project No.: 50146462

LABORATORY CONTROL SAMPLE: 1568566

Parameter	Units	Spike Conc.	LCS Result	LCS % Rec	% Rec Limits	Qualifiers
Bromomethane	ug/L	50	58.3	117	23-194	
Carbon disulfide	ug/L	50	47.5	95	63-130	
Carbon tetrachloride	ug/L	50	47.4	95	73-133	
Chlorobenzene	ug/L	50	52.7	105	76-118	
Chloroethane	ug/L	50	42.4	85	50-147	
Chloroform	ug/L	50	45.8	92	70-119	
Chloromethane	ug/L	50	50.1	100	52-136	
cis-1,2-Dichloroethene	ug/L	50	52.9	106	74-120	
cis-1,3-Dichloropropene	ug/L	50	45.0	90	71-134	
Dibromochloromethane	ug/L	50	44.2	88	73-127	
Dibromomethane	ug/L	50	52.0	104	75-124	
Ethylbenzene	ug/L	50	47.6	95	75-123	
Iodomethane	ug/L	100	100	100	56-142	
Isopropylbenzene (Cumene)	ug/L	50	46.4	93	84-134	
Methyl-tert-butyl ether	ug/L	50	46.5	93	65-131	
Methylene Chloride	ug/L	50	41.7	83	66-130	
n-Butyl chloride	ug/L	50	48.4	97	70-130	N2
p-Isopropyltoluene	ug/L	50	45.5	91	75-124	
Styrene	ug/L	50	44.0	88	78-128	
Tetrachloroethene	ug/L	50	37.8	76	69-119	
Tetrahydrofuran	ug/L	50	55.9J	112	50-150	N2
Toluene	ug/L	50	54.4	109	74-122	
trans-1,2-Dichloroethene	ug/L	50	55.2	110	72-122	
trans-1,3-Dichloropropene	ug/L	50	43.8	88	66-135	
trans-1,4-Dichloro-2-butene	ug/L	200	139	69	39-153	
Trichloroethene	ug/L	50	46.7	93	75-123	
Trichlorofluoromethane	ug/L	50	52.8	106	58-148	
Vinyl acetate	ug/L	200	176	88	67-154	
Vinyl chloride	ug/L	50	48.7	97	61-147	
Xylene (Total)	ug/L	150	150	100	75-127	
4-Bromofluorobenzene (S)	%.			106	79-116	
Dibromofluoromethane (S)	%.			100	84-118	
Toluene-d8 (S)	%.			101	86-110	

MATRIX SPIKE SAMPLE: 1568567

Parameter	Units	50146462049 Result	Spike Conc.	MS Result	MS % Rec	% Rec Limits	Qualifiers
1,1,1,2-Tetrachloroethane	ug/L	ND	50	45.7	91	44-142	
1,1,1-Trichloroethane	ug/L	ND	50	46.3	93	51-140	
1,1,2,2-Tetrachloroethane	ug/L	ND	50	54.3	109	49-138	
1,1,2-Trichloroethane	ug/L	ND	50	53.3	107	51-138	
1,1-Dichloroethane	ug/L	ND	50	45.7	91	48-137	
1,1-Dichloroethene	ug/L	ND	50	51.8	104	51-144	
1,2,3-Trichloropropane	ug/L	ND	50	49.0	98	51-139	
1,2,4-Trimethylbenzene	ug/L	ND	50	53.0	106	32-143	

Results presented on this page are in the units indicated by the "Units" column except where an alternate unit is presented to the right of the result.

REPORT OF LABORATORY ANALYSIS

This report shall not be reproduced, except in full,
without the written consent of Pace Analytical Services, Inc..

Pace Analytical
www.pacelabs.com

Pace Analytical Services, Inc.
Not NELAP Accredited
4860 Blazer Parkway
Dublin, OH 43017
(614)486-5421

Pace Analytical Services, Inc.
7726 Moller Road
Indianapolis, IN 46268
(317)228-3100

QUALITY CONTROL DATA

Project: Bridgeton Landfill 2Q 2016 GW
Pace Project No.: 50146462

MATRIX SPIKE SAMPLE: 1568567

Parameter	Units	50146462049 Result	Spike Conc.	MS Result	MS % Rec	% Rec Limits	Qualifiers
1,2-Dibromo-3-chloropropane	ug/L	ND	50	42.2	84	37-127	
1,2-Dibromoethane (EDB)	ug/L	ND	50	47.7	95	52-134	
1,2-Dichlorobenzene	ug/L	ND	50	51.2	102	38-138	
1,2-Dichloroethane	ug/L	ND	50	52.3	105	44-144	
1,2-Dichloropropane	ug/L	ND	50	52.4	105	56-138	
1,3,5-Trimethylbenzene	ug/L	ND	50	55.2	110	28-146	
1,4-Dichlorobenzene	ug/L	ND	50	51.2	102	34-134	
2-Butanone (MEK)	ug/L	ND	250	210	84	44-142	
2-Hexanone	ug/L	ND	250	212	85	43-150	
4-Methyl-2-pentanone (MIBK)	ug/L	ND	250	259	104	46-143	
Acetone	ug/L	ND	250	249	100	33-150	
Acrylonitrile	ug/L	ND	200	176	88	47-143	
Benzene	ug/L	ND	50	54.4	109	51-140	
Bromochloromethane	ug/L	ND	50	51.5	103	53-148	
Bromodichloromethane	ug/L	ND	50	44.5	89	46-137	
Bromoform	ug/L	ND	50	41.3	83	36-127	
Bromomethane	ug/L	ND	50	37.9	76	10-188	
Carbon disulfide	ug/L	ND	50	47.2	94	35-148	
Carbon tetrachloride	ug/L	ND	50	47.4	95	45-151	
Chlorobenzene	ug/L	ND	50	52.2	104	45-138	
Chloroethane	ug/L	ND	50	46.7	93	33-164	
Chloroform	ug/L	ND	50	45.7	91	50-135	
Chloromethane	ug/L	ND	50	45.6	91	38-146	
cis-1,2-Dichloroethene	ug/L	ND	50	52.1	104	43-144	
cis-1,3-Dichloropropene	ug/L	ND	50	43.1	86	42-136	
Dibromochloromethane	ug/L	ND	50	44.7	89	45-136	
Dibromomethane	ug/L	ND	50	51.3	103	51-139	
Ethylbenzene	ug/L	ND	50	48.1	96	36-146	
Iodomethane	ug/L	ND	100	79.5	79	28-153	
Isopropylbenzene (Cumene)	ug/L	ND	50	47.4	95	43-159	
Methyl-tert-butyl ether	ug/L	ND	50	48.0	96	43-146	
Methylene Chloride	ug/L	ND	50	39.9	80	48-140	
n-Butyl chloride	ug/L	ND	50	48.5	97	70-130	N2
p-Isopropyltoluene	ug/L	ND	50	44.7	89	21-151	
Styrene	ug/L	ND	50	43.7	87	31-148	
Tetrachloroethene	ug/L	ND	50	37.7	75	38-139	
Tetrahydrofuran	ug/L	ND	50	54J	108	50-150	N2
Toluene	ug/L	ND	50	53.7	107	44-140	
trans-1,2-Dichloroethene	ug/L	ND	50	53.3	107	50-139	
trans-1,3-Dichloropropene	ug/L	ND	50	41.8	84	37-138	
trans-1,4-Dichloro-2-butene	ug/L	ND	200	135	68	10-157	
Trichloroethene	ug/L	ND	50	45.8	92	44-146	
Trichlorofluoromethane	ug/L	ND	50	53.0	106	41-164	
Vinyl acetate	ug/L	ND	200	139	69	15-146	
Vinyl chloride	ug/L	ND	50	47.8	96	43-166	
Xylene (Total)	ug/L	ND	150	149	99	35-146	
4-Bromofluorobenzene (S)	%.				103	79-116	

Results presented on this page are in the units indicated by the "Units" column except where an alternate unit is presented to the right of the result.

REPORT OF LABORATORY ANALYSIS

This report shall not be reproduced, except in full,
without the written consent of Pace Analytical Services, Inc..

Pace Analytical®
www.pacelabs.com

Pace Analytical Services, Inc.
Not NELAP Accredited
4860 Blazer Parkway
Dublin, OH 43017
(614)486-5421

Pace Analytical Services, Inc.
7726 Moller Road
Indianapolis, IN 46268
(317)228-3100

QUALITY CONTROL DATA

Project: Bridgeton Landfill 2Q 2016 GW
Pace Project No.: 50146462

MATRIX SPIKE SAMPLE: 1568567

Parameter	Units	50146462049 Result	Spike Conc.	MS Result	MS % Rec	% Rec Limits	Qualifiers
Dibromofluoromethane (S)	%.				100	84-118	
Toluene-d8 (S)	%.				100	86-110	

Results presented on this page are in the units indicated by the "Units" column except where an alternate unit is presented to the right of the result.

REPORT OF LABORATORY ANALYSIS

This report shall not be reproduced, except in full,
without the written consent of Pace Analytical Services, Inc..

Pace Analytical®
www.pacelabs.com

Pace Analytical Services, Inc.
Not NELAP Accredited
4860 Blazer Parkway
Dublin, OH 43017
(614)486-5421

Pace Analytical Services, Inc.
7726 Moller Road
Indianapolis, IN 46268
(317)228-3100

QUALITY CONTROL DATA

Project: Bridgeton Landfill 2Q 2016 GW
Pace Project No.: 50146462

QC Batch: 338463
QC Batch Method: EPA 8260
Analysis Method: EPA 8260
Analysis Description: 8260 MSV
Associated Lab Samples: 50146462048

METHOD BLANK: 1569355
Matrix: Water
Associated Lab Samples: 50146462048

Parameter	Units	Blank Result	Reporting Limit	Analyzed	Qualifiers
1,2,4-Trimethylbenzene	ug/L	ND	5.0	06/23/16 13:32	
1,3,5-Trimethylbenzene	ug/L	ND	5.0	06/23/16 13:32	
Isopropylbenzene (Cumene)	ug/L	ND	5.0	06/23/16 13:32	
Methyl-tert-butyl ether	ug/L	ND	5.0	06/23/16 13:32	
n-Butyl chloride	ug/L	ND	5.0	06/23/16 13:32	N2
p-Isopropyltoluene	ug/L	ND	5.0	06/23/16 13:32	
Tetrahydrofuran	ug/L	ND	100	06/23/16 13:32	N2
4-Bromofluorobenzene (S)	%.	97	79-116	06/23/16 13:32	
Dibromofluoromethane (S)	%.	97	84-118	06/23/16 13:32	
Toluene-d8 (S)	%.	100	86-110	06/23/16 13:32	

LABORATORY CONTROL SAMPLE: 1569356

Parameter	Units	Spike Conc.	LCS Result	LCS % Rec	% Rec Limits	Qualifiers
1,2,4-Trimethylbenzene	ug/L	50	52.1	104	73-125	
1,3,5-Trimethylbenzene	ug/L	50	52.3	105	75-124	
Isopropylbenzene (Cumene)	ug/L	50	52.9	106	84-134	
Methyl-tert-butyl ether	ug/L	50	42.7	85	65-131	
n-Butyl chloride	ug/L	50	50.8	102	70-130	N2
p-Isopropyltoluene	ug/L	50	52.3	105	75-124	
Tetrahydrofuran	ug/L	50	48.2J	96	50-150	N2
4-Bromofluorobenzene (S)	%.			99	79-116	
Dibromofluoromethane (S)	%.			98	84-118	
Toluene-d8 (S)	%.			99	86-110	

Results presented on this page are in the units indicated by the "Units" column except where an alternate unit is presented to the right of the result.

REPORT OF LABORATORY ANALYSIS

This report shall not be reproduced, except in full,
without the written consent of Pace Analytical Services, Inc..

Pace Analytical®
www.pacelabs.com

Pace Analytical Services, Inc.
Not NELAP Accredited
4860 Blazer Parkway
Dublin, OH 43017
(614)486-5421

Pace Analytical Services, Inc.
7726 Moller Road
Indianapolis, IN 46268
(317)228-3100

QUALITY CONTROL DATA

Project: Bridgeton Landfill 2Q 2016 GW
Pace Project No.: 50146462

QC Batch: 335106 Analysis Method: EPA 8082
QC Batch Method: EPA 3510 Analysis Description: 8082 GCS PCB Mod
Associated Lab Samples: 50146462001, 50146462002, 50146462003

METHOD BLANK: 1554425 Matrix: Water
Associated Lab Samples: 50146462001, 50146462002, 50146462003

Parameter	Units	Blank Result	Reporting Limit	Analyzed	Qualifiers
PCB-1221 (Aroclor 1221)	ug/L	ND	0.20	06/06/16 20:58	
Tetrachloro-m-xylene (S)	%.	83	10-98	06/06/16 20:58	

LABORATORY CONTROL SAMPLE: 1554426

Parameter	Units	Spike Conc.	LCS Result	LCS % Rec	% Rec Limits	Qualifiers
Tetrachloro-m-xylene (S)	%.			91	10-98	

Results presented on this page are in the units indicated by the "Units" column except where an alternate unit is presented to the right of the result.

REPORT OF LABORATORY ANALYSIS

This report shall not be reproduced, except in full,
without the written consent of Pace Analytical Services, Inc..

Pace Analytical®
www.pacelabs.com

Pace Analytical Services, Inc.
Not NELAP Accredited
4860 Blazer Parkway
Dublin, OH 43017
(614)486-5421

Pace Analytical Services, Inc.
7726 Moller Road
Indianapolis, IN 46268
(317)228-3100

QUALITY CONTROL DATA

Project: Bridgeton Landfill 2Q 2016 GW
Pace Project No.: 50146462

QC Batch: 335345 Analysis Method: EPA 8082
QC Batch Method: EPA 3510 Analysis Description: 8082 GCS PCB Mod
Associated Lab Samples: 50146462017, 50146462018, 50146462019, 50146462020

METHOD BLANK: 1555137 Matrix: Water
Associated Lab Samples: 50146462017, 50146462018, 50146462019, 50146462020

Parameter	Units	Blank Result	Reporting Limit	Analyzed	Qualifiers
PCB-1221 (Aroclor 1221)	ug/L	ND	0.20	06/08/16 12:57	
Tetrachloro-m-xylene (S)	%.	82	10-98	06/08/16 12:57	

LABORATORY CONTROL SAMPLE: 1555138

Parameter	Units	Spike Conc.	LCS Result	LCS % Rec	% Rec Limits	Qualifiers
Tetrachloro-m-xylene (S)	%.			88	10-98	

Results presented on this page are in the units indicated by the "Units" column except where an alternate unit is presented to the right of the result.

REPORT OF LABORATORY ANALYSIS

This report shall not be reproduced, except in full,
without the written consent of Pace Analytical Services, Inc.

Pace Analytical®
www.pacelabs.com

Pace Analytical Services, Inc.
Not NELAP Accredited
4860 Blazer Parkway
Dublin, OH 43017
(614)486-5421

Pace Analytical Services, Inc.
7726 Moller Road
Indianapolis, IN 46268
(317)228-3100

QUALITY CONTROL DATA

Project: Bridgeton Landfill 2Q 2016 GW
Pace Project No.: 50146462

QC Batch: 337397 Analysis Method: EPA 8082
QC Batch Method: EPA 3510 Analysis Description: 8082 GCS PCB Mod
Associated Lab Samples: 50146462046, 50146462047, 50146462048, 50146462049

METHOD BLANK: 1564672 Matrix: Water
Associated Lab Samples: 50146462046, 50146462047, 50146462048, 50146462049

Parameter	Units	Blank Result	Reporting Limit	Analyzed	Qualifiers
PCB-1221 (Aroclor 1221)	ug/L	ND	0.20	06/20/16 19:13	
Tetrachloro-m-xylene (S)	%.	52	10-98	06/20/16 19:13	

LABORATORY CONTROL SAMPLE: 1564673

Parameter	Units	Spike Conc.	LCS Result	LCS % Rec	% Rec Limits	Qualifiers
Tetrachloro-m-xylene (S)	%.			50	10-98	

MATRIX SPIKE & MATRIX SPIKE DUPLICATE: 1564674 1564675

Parameter	Units	50147348002 Result	MS Spike Conc.	MSD Spike Conc.	MS Result	MSD Result	MS % Rec	MSD % Rec	% Rec Limits	RPD	Max RPD	Qual
Tetrachloro-m-xylene (S)	%.						67	55	10-98			

Results presented on this page are in the units indicated by the "Units" column except where an alternate unit is presented to the right of the result.

REPORT OF LABORATORY ANALYSIS

This report shall not be reproduced, except in full,
without the written consent of Pace Analytical Services, Inc..

Pace Analytical
www.pacelabs.com

Pace Analytical Services, Inc.
Not NELAP Accredited
4860 Blazer Parkway
Dublin, OH 43017
(614)486-5421

Pace Analytical Services, Inc.
7726 Moller Road
Indianapolis, IN 46268
(317)228-3100

QUALITY CONTROL DATA

Project: Bridgeton Landfill 2Q 2016 GW
Pace Project No.: 50146462

QC Batch: 335065 Analysis Method: EPA 8270
QC Batch Method: EPA 3510 Analysis Description: 8270 Water Low Volume MSSV
Associated Lab Samples: 50146462001, 50146462002, 50146462003

METHOD BLANK: 1554278 Matrix: Water
Associated Lab Samples: 50146462001, 50146462002, 50146462003

Parameter	Units	Blank Result	Reporting Limit	Analyzed	Qualifiers
3&4-Methylphenol(m&p Cresol)	ug/L	ND	10.0	06/06/16 17:59	
Phenol	ug/L	ND	10.0	06/06/16 17:59	
2,4,6-Tribromophenol (S)	%.	100	29-158	06/06/16 17:59	
2-Fluorobiphenyl (S)	%.	72	33-114	06/06/16 17:59	
2-Fluorophenol (S)	%.	36	11-79	06/06/16 17:59	
Nitrobenzene-d5 (S)	%.	77	38-124	06/06/16 17:59	
p-Terphenyl-d14 (S)	%.	90	10-113	06/06/16 17:59	
Phenol-d5 (S)	%.	25	10-58	06/06/16 17:59	

LABORATORY CONTROL SAMPLE: 1554279

Parameter	Units	Spike Conc.	LCS Result	LCS % Rec	% Rec Limits	Qualifiers
3&4-Methylphenol(m&p Cresol)	ug/L	100	56.7	57	31-93	
Phenol	ug/L	100	33.2	33	11-61	
2,4,6-Tribromophenol (S)	%.			101	29-158	
2-Fluorobiphenyl (S)	%.			79	33-114	
2-Fluorophenol (S)	%.			45	11-79	
Nitrobenzene-d5 (S)	%.			73	38-124	
p-Terphenyl-d14 (S)	%.			91	10-113	
Phenol-d5 (S)	%.			32	10-58	

Results presented on this page are in the units indicated by the "Units" column except where an alternate unit is presented to the right of the result.

REPORT OF LABORATORY ANALYSIS

This report shall not be reproduced, except in full,
without the written consent of Pace Analytical Services, Inc..

Pace Analytical®
www.pacelabs.com

Pace Analytical Services, Inc.
Not NELAP Accredited
4860 Blazer Parkway
Dublin, OH 43017
(614)486-5421

Pace Analytical Services, Inc.
7726 Moller Road
Indianapolis, IN 46268
(317)228-3100

QUALITY CONTROL DATA

Project: Bridgeton Landfill 2Q 2016 GW
Pace Project No.: 50146462

QC Batch: 335320 Analysis Method: EPA 8270
QC Batch Method: EPA 3510 Analysis Description: 8270 Water Low Volume MSSV
Associated Lab Samples: 50146462017, 50146462018, 50146462019, 50146462020

METHOD BLANK: 1555078 Matrix: Water
Associated Lab Samples: 50146462017, 50146462018, 50146462019, 50146462020

Parameter	Units	Blank Result	Reporting Limit	Analyzed	Qualifiers
3&4-Methylphenol(m&p Cresol)	ug/L	ND	10.0	06/08/16 15:00	
Phenol	ug/L	ND	10.0	06/08/16 15:00	
2,4,6-Tribromophenol (S)	%.	80	29-158	06/08/16 15:00	
2-Fluorobiphenyl (S)	%.	67	33-114	06/08/16 15:00	
2-Fluorophenol (S)	%.	36	11-79	06/08/16 15:00	
Nitrobenzene-d5 (S)	%.	70	38-124	06/08/16 15:00	
p-Terphenyl-d14 (S)	%.	93	10-113	06/08/16 15:00	
Phenol-d5 (S)	%.	24	10-58	06/08/16 15:00	

LABORATORY CONTROL SAMPLE: 1555079

Parameter	Units	Spike Conc.	LCS Result	LCS % Rec	% Rec Limits	Qualifiers
3&4-Methylphenol(m&p Cresol)	ug/L	100	54.4	54	31-93	
Phenol	ug/L	100	33.4	33	11-61	
2,4,6-Tribromophenol (S)	%.			98	29-158	
2-Fluorobiphenyl (S)	%.			72	33-114	
2-Fluorophenol (S)	%.			46	11-79	
Nitrobenzene-d5 (S)	%.			68	38-124	
p-Terphenyl-d14 (S)	%.			91	10-113	
Phenol-d5 (S)	%.			33	10-58	

Results presented on this page are in the units indicated by the "Units" column except where an alternate unit is presented to the right of the result.

REPORT OF LABORATORY ANALYSIS

This report shall not be reproduced, except in full,
without the written consent of Pace Analytical Services, Inc..

Pace Analytical®
www.pacelabs.com

Pace Analytical Services, Inc.
Not NELAP Accredited
4860 Blazer Parkway
Dublin, OH 43017
(614)486-5421

Pace Analytical Services, Inc.
7726 Moller Road
Indianapolis, IN 46268
(317)228-3100

QUALITY CONTROL DATA

Project: Bridgeton Landfill 2Q 2016 GW
Pace Project No.: 50146462

QC Batch: 336887 Analysis Method: EPA 8270
QC Batch Method: EPA 3510 Analysis Description: 8270 Water Low Volume MSSV
Associated Lab Samples: 50146462046, 50146462047, 50146462048, 50146462049

METHOD BLANK: 1562041 Matrix: Water
Associated Lab Samples: 50146462046, 50146462047, 50146462048, 50146462049

Parameter	Units	Blank Result	Reporting Limit	Analyzed	Qualifiers
3&4-Methylphenol(m&p Cresol)	ug/L	ND	10.0	06/17/16 11:37	
Phenol	ug/L	ND	10.0	06/17/16 11:37	
2,4,6-Tribromophenol (S)	%.	109	29-158	06/17/16 11:37	
2-Fluorobiphenyl (S)	%.	86	33-114	06/17/16 11:37	
2-Fluorophenol (S)	%.	73	11-79	06/17/16 11:37	
Nitrobenzene-d5 (S)	%.	98	38-124	06/17/16 11:37	
p-Terphenyl-d14 (S)	%.	93	10-113	06/17/16 11:37	
Phenol-d5 (S)	%.	56	10-58	06/17/16 11:37	

LABORATORY CONTROL SAMPLE: 1562042

Parameter	Units	Spike Conc.	LCS Result	LCS % Rec	% Rec Limits	Qualifiers
3&4-Methylphenol(m&p Cresol)	ug/L	100	64.6	65	31-93	
Phenol	ug/L	100	36.6	37	11-61	
2,4,6-Tribromophenol (S)	%.			105	29-158	
2-Fluorobiphenyl (S)	%.			69	33-114	
2-Fluorophenol (S)	%.			45	11-79	
Nitrobenzene-d5 (S)	%.			73	38-124	
p-Terphenyl-d14 (S)	%.			82	10-113	
Phenol-d5 (S)	%.			32	10-58	

Results presented on this page are in the units indicated by the "Units" column except where an alternate unit is presented to the right of the result.

REPORT OF LABORATORY ANALYSIS

This report shall not be reproduced, except in full,
without the written consent of Pace Analytical Services, Inc..

Pace Analytical®
www.pacelabs.com

Pace Analytical Services, Inc.
Not NELAP Accredited
4860 Blazer Parkway
Dublin, OH 43017
(614)486-5421

Pace Analytical Services, Inc.
7726 Moller Road
Indianapolis, IN 46268
(317)228-3100

QUALITY CONTROL DATA

Project: Bridgeton Landfill 2Q 2016 GW
Pace Project No.: 50146462

QC Batch: 335239 Analysis Method: SM 2540C
QC Batch Method: SM 2540C Analysis Description: 2540C Total Dissolved Solids
Associated Lab Samples: 50146462001, 50146462002, 50146462003, 50146462004, 50146462005, 50146462006

METHOD BLANK: 1554828 Matrix: Water
Associated Lab Samples: 50146462001, 50146462002, 50146462003, 50146462004, 50146462005, 50146462006

Parameter	Units	Blank Result	Reporting Limit	Analyzed	Qualifiers
Total Dissolved Solids	mg/L	ND	10.0	06/07/16 07:13	

LABORATORY CONTROL SAMPLE: 1554829

Parameter	Units	Spike Conc.	LCS Result	LCS % Rec	% Rec Limits	Qualifiers
Total Dissolved Solids	mg/L	300	282	94	80-120	

SAMPLE DUPLICATE: 1554830

Parameter	Units	50146400014 Result	Dup Result	RPD	Max RPD	Qualifiers
Total Dissolved Solids	mg/L	906	907	0	10	

SAMPLE DUPLICATE: 1554831

Parameter	Units	50146534010 Result	Dup Result	RPD	Max RPD	Qualifiers
Total Dissolved Solids	mg/L	102	107	5	10	

Results presented on this page are in the units indicated by the "Units" column except where an alternate unit is presented to the right of the result.

REPORT OF LABORATORY ANALYSIS

This report shall not be reproduced, except in full,
without the written consent of Pace Analytical Services, Inc..

Pace Analytical®
www.pacelabs.com

Pace Analytical Services, Inc.
Not NELAP Accredited
4860 Blazer Parkway
Dublin, OH 43017
(614)486-5421

Pace Analytical Services, Inc.
7726 Moller Road
Indianapolis, IN 46268
(317)228-3100

QUALITY CONTROL DATA

Project: Bridgeton Landfill 2Q 2016 GW
Pace Project No.: 50146462

QC Batch: 335574 Analysis Method: SM 2540C
QC Batch Method: SM 2540C Analysis Description: 2540C Total Dissolved Solids
Associated Lab Samples: 50146462007, 50146462008, 50146462009, 50146462010

METHOD BLANK: 1556074 Matrix: Water
Associated Lab Samples: 50146462007, 50146462008, 50146462009, 50146462010

Parameter	Units	Blank Result	Reporting Limit	Analyzed	Qualifiers
Total Dissolved Solids	mg/L	ND	10.0	06/08/16 12:29	

LABORATORY CONTROL SAMPLE: 1556075

Parameter	Units	Spike Conc.	LCS Result	LCS % Rec	% Rec Limits	Qualifiers
Total Dissolved Solids	mg/L	300	294	98	80-120	

SAMPLE DUPLICATE: 1556076

Parameter	Units	50146570002 Result	Dup Result	RPD	Max RPD	Qualifiers
Total Dissolved Solids	mg/L	444	464	4	10	

SAMPLE DUPLICATE: 1556077

Parameter	Units	50146572002 Result	Dup Result	RPD	Max RPD	Qualifiers
Total Dissolved Solids	mg/L	1030	1020	1	10	

Results presented on this page are in the units indicated by the "Units" column except where an alternate unit is presented to the right of the result.

REPORT OF LABORATORY ANALYSIS

This report shall not be reproduced, except in full,
without the written consent of Pace Analytical Services, Inc..

Pace Analytical
www.pacelabs.com

Pace Analytical Services, Inc.
Not NELAP Accredited
4860 Blazer Parkway
Dublin, OH 43017
(614)486-5421

Pace Analytical Services, Inc.
7726 Moller Road
Indianapolis, IN 46268
(317)228-3100

QUALITY CONTROL DATA

Project: Bridgeton Landfill 2Q 2016 GW
Pace Project No.: 50146462

QC Batch: 335801 Analysis Method: SM 2540C
QC Batch Method: SM 2540C Analysis Description: 2540C Total Dissolved Solids
Associated Lab Samples: 50146462017, 50146462018, 50146462019, 50146462020, 50146462021, 50146462022

METHOD BLANK: 1557104 Matrix: Water
Associated Lab Samples: 50146462017, 50146462018, 50146462019, 50146462020, 50146462021, 50146462022

Parameter	Units	Blank Result	Reporting Limit	Analyzed	Qualifiers
Total Dissolved Solids	mg/L	ND	10.0	06/09/16 06:57	

LABORATORY CONTROL SAMPLE: 1557125

Parameter	Units	Spike Conc.	LCS Result	LCS % Rec	% Rec Limits	Qualifiers
Total Dissolved Solids	mg/L	300	285	95	80-120	

SAMPLE DUPLICATE: 1557105

Parameter	Units	50146674003 Result	Dup Result	RPD	Max RPD	Qualifiers
Total Dissolved Solids	mg/L	441	453	3	10	

SAMPLE DUPLICATE: 1557106

Parameter	Units	50146736008 Result	Dup Result	RPD	Max RPD	Qualifiers
Total Dissolved Solids	mg/L	553	551	0	10	

Results presented on this page are in the units indicated by the "Units" column except where an alternate unit is presented to the right of the result.

REPORT OF LABORATORY ANALYSIS

This report shall not be reproduced, except in full,
without the written consent of Pace Analytical Services, Inc..

Pace Analytical
www.pacelabs.com

Pace Analytical Services, Inc.
Not NELAP Accredited
4860 Blazer Parkway
Dublin, OH 43017
(614)486-5421

. Pace Analytical Services, Inc.
7726 Moller Road
Indianapolis, IN 46268
(317)228-3100

QUALITY CONTROL DATA

Project: Bridgeton Landfill 2Q 2016 GW
Pace Project No.: 50146462

QC Batch: 336088 Analysis Method: SM 2540C
QC Batch Method: SM 2540C Analysis Description: 2540C Total Dissolved Solids
Associated Lab Samples: 50146462024, 50146462025, 50146462026, 50146462027, 50146462028

METHOD BLANK: 1558363 Matrix: Water
Associated Lab Samples: 50146462024, 50146462025, 50146462026, 50146462027, 50146462028

Parameter	Units	Blank Result	Reporting Limit	Analyzed	Qualifiers
Total Dissolved Solids	mg/L	ND	10.0	06/10/16 14:13	

LABORATORY CONTROL SAMPLE: 1558366

Parameter	Units	Spike Conc.	LCS Result	LCS % Rec	% Rec Limits	Qualifiers
Total Dissolved Solids	mg/L	300	289	96	80-120	

SAMPLE DUPLICATE: 1558364

Parameter	Units	50146865002 Result	Dup Result	RPD	Max RPD	Qualifiers
Total Dissolved Solids	mg/L	2250	2250	0	10	

SAMPLE DUPLICATE: 1558365

Parameter	Units	50146865012 Result	Dup Result	RPD	Max RPD	Qualifiers
Total Dissolved Solids	mg/L	1270	1280	0	10	

Results presented on this page are in the units indicated by the "Units" column except where an alternate unit is presented to the right of the result.

REPORT OF LABORATORY ANALYSIS

This report shall not be reproduced, except in full,
without the written consent of Pace Analytical Services, Inc..

Pace Analytical®
www.pacelabs.com

Pace Analytical Services, Inc.
Not NELAP Accredited
4860 Blazer Parkway
Dublin, OH 43017
(614)486-5421

Pace Analytical Services, Inc.
7726 Moller Road
Indianapolis, IN 46268
(317)228-3100

QUALITY CONTROL DATA

Project: Bridgeton Landfill 2Q 2016 GW
Pace Project No.: 50146462

QC Batch: 336371 Analysis Method: SM 2540C
QC Batch Method: SM 2540C Analysis Description: 2540C Total Dissolved Solids
Associated Lab Samples: 50146462030, 50146462031, 50146462032, 50146462033, 50146462034, 50146462035, 50146462036, 50146462037, 50146462039, 50146462040, 50146462041, 50146462042, 50146462043, 50146462044, 50146462045

METHOD BLANK: 1560358 Matrix: Water
Associated Lab Samples: 50146462030, 50146462031, 50146462032, 50146462033, 50146462034, 50146462035, 50146462036, 50146462037, 50146462039, 50146462040, 50146462041, 50146462042, 50146462043, 50146462044, 50146462045

Parameter	Units	Blank Result	Reporting Limit	Analyzed	Qualifiers
Total Dissolved Solids	mg/L	ND	10.0	06/13/16 09:52	

LABORATORY CONTROL SAMPLE: 1560359

Parameter	Units	Spike Conc.	LCS Result	LCS % Rec	% Rec Limits	Qualifiers
Total Dissolved Solids	mg/L	300	264	88	80-120	

SAMPLE DUPLICATE: 1560360

Parameter	Units	50146912001 Result	Dup Result	RPD	Max RPD	Qualifiers
Total Dissolved Solids	mg/L	1040	1060	2	10	

SAMPLE DUPLICATE: 1560361

Parameter	Units	50146912005 Result	Dup Result	RPD	Max RPD	Qualifiers
Total Dissolved Solids	mg/L	416	444	7	10	

Results presented on this page are in the units indicated by the "Units" column except where an alternate unit is presented to the right of the result.

REPORT OF LABORATORY ANALYSIS

This report shall not be reproduced, except in full,
without the written consent of Pace Analytical Services, Inc..

Pace Analytical®
www.pacelabs.com

Pace Analytical Services, Inc.
Not NELAP Accredited
4860 Blazer Parkway
Dublin, OH 43017
(614)486-5421

Pace Analytical Services, Inc.
7726 Moller Road
Indianapolis, IN 46268
(317)228-3100

QUALITY CONTROL DATA

Project: Bridgeton Landfill 2Q 2016 GW
Pace Project No.: 50146462

QC Batch: 337097 Analysis Method: EPA 410.4
QC Batch Method: EPA 410.4 Analysis Description: 410.4 COD
Associated Lab Samples: 50146462001, 50146462002, 50146462003, 50146462004, 50146462005, 50146462006, 50146462007, 50146462008, 50146462010

METHOD BLANK: 1563291 Matrix: Water
Associated Lab Samples: 50146462001, 50146462002, 50146462003, 50146462004, 50146462005, 50146462006, 50146462007, 50146462008, 50146462010

Parameter	Units	Blank Result	Reporting Limit	Analyzed	Qualifiers
Chemical Oxygen Demand	mg/L	ND	10.0	06/16/16 14:03	

LABORATORY CONTROL SAMPLE: 1563292

Parameter	Units	Spike Conc.	LCS Result	LCS % Rec	% Rec Limits	Qualifiers
Chemical Oxygen Demand	mg/L	50	50.2	100	90-110	

MATRIX SPIKE SAMPLE: 1563293

Parameter	Units	50146462006 Result	Spike Conc.	MS Result	MS % Rec	% Rec Limits	Qualifiers
Chemical Oxygen Demand	mg/L	40.4	50	79.6	78	90-110	M0

MATRIX SPIKE & MATRIX SPIKE DUPLICATE: 1563294 1563295

Parameter	Units	50146462001 Result	MS Spike Conc.	MSD Spike Conc.	MS Result	MSD Result	MS % Rec	MSD % Rec	% Rec Limits	RPD	Max RPD	Qual
Chemical Oxygen Demand	mg/L	ND	50	50	53.6	54.2	107	108	90-110	1	20	

Results presented on this page are in the units indicated by the "Units" column except where an alternate unit is presented to the right of the result.

REPORT OF LABORATORY ANALYSIS

This report shall not be reproduced, except in full,
without the written consent of Pace Analytical Services, Inc.

Pace Analytical
www.pacelabs.com

Pace Analytical Services, Inc.
Not NELAP Accredited
4860 Blazer Parkway
Dublin, OH 43017
(614)486-5421

Pace Analytical Services, Inc.
7726 Moller Road
Indianapolis, IN 46268
(317)228-3100

QUALITY CONTROL DATA

Project: Bridgeton Landfill 2Q 2016 GW
Pace Project No.: 50146462

QC Batch: 337122 Analysis Method: EPA 410.4
QC Batch Method: EPA 410.4 Analysis Description: 410.4 COD
Associated Lab Samples: 50146462019, 50146462020, 50146462021, 50146462022

METHOD BLANK: 1563387 Matrix: Water
Associated Lab Samples: 50146462019, 50146462020, 50146462021, 50146462022

Parameter	Units	Blank Result	Reporting Limit	Analyzed	Qualifiers
Chemical Oxygen Demand	mg/L	ND	10.0	06/16/16 14:49	

LABORATORY CONTROL SAMPLE: 1563388

Parameter	Units	Spike Conc.	LCS Result	LCS % Rec	% Rec Limits	Qualifiers
Chemical Oxygen Demand	mg/L	50	49.6	99	90-110	

MATRIX SPIKE & MATRIX SPIKE DUPLICATE: 1563389 1563390

Parameter	Units	50146462019 Result	MS Spike Conc.	MSD Spike Conc.	MS Result	MSD Result	MS % Rec	MSD % Rec	% Rec Limits	RPD	Max RPD	Qual
Chemical Oxygen Demand	mg/L	ND	50	50	45.8	45.6	85	85	90-110	0	20	M3

MATRIX SPIKE SAMPLE: 1563391

Parameter	Units	50146805001 Result	Spike Conc.	MS Result	MS % Rec	% Rec Limits	Qualifiers
Chemical Oxygen Demand	mg/L	35.1	50	81.5	93	90-110	

Results presented on this page are in the units indicated by the "Units" column except where an alternate unit is presented to the right of the result.

REPORT OF LABORATORY ANALYSIS

This report shall not be reproduced, except in full,
without the written consent of Pace Analytical Services, Inc..

Pace Analytical
www.pacelabs.com

Pace Analytical Services, Inc.
Not NELAP Accredited
4860 Blazer Parkway
Dublin, OH 43017
(614)486-5421

Pace Analytical Services, Inc.
7726 Moller Road
Indianapolis, IN 46268
(317)228-3100

QUALITY CONTROL DATA

Project: Bridgeton Landfill 2Q 2016 GW
Pace Project No.: 50146462

QC Batch: 337381 Analysis Method: EPA 410.4
QC Batch Method: EPA 410.4 Analysis Description: 410.4 COD
Associated Lab Samples: 50146462025, 50146462026, 50146462027, 50146462030, 50146462031, 50146462032, 50146462033, 50146462034, 50146462039, 50146462040, 50146462041, 50146462043, 50146462044, 50146462045

METHOD BLANK: 1564582 Matrix: Water
Associated Lab Samples: 50146462025, 50146462026, 50146462027, 50146462030, 50146462031, 50146462032, 50146462033, 50146462034, 50146462039, 50146462040, 50146462041, 50146462043, 50146462044, 50146462045

Parameter	Units	Blank Result	Reporting Limit	Analyzed	Qualifiers
Chemical Oxygen Demand	mg/L	ND	10.0	06/17/16 13:08	

LABORATORY CONTROL SAMPLE: 1564583

Parameter	Units	Spike Conc.	LCS Result	LCS % Rec	% Rec Limits	Qualifiers
Chemical Oxygen Demand	mg/L	50	52.5	105	90-110	

MATRIX SPIKE & MATRIX SPIKE DUPLICATE: 1564591 1564592

Parameter	Units	50146462025 Result	MS Spike Conc.	MSD Spike Conc.	MS Result	MSD Result	MS % Rec	MSD % Rec	% Rec Limits	RPD	Max RPD	Qual
Chemical Oxygen Demand	mg/L	ND	50	50	45.5	44.7	84	82	90-110	2	20	M3

MATRIX SPIKE SAMPLE: 1564593

Parameter	Units	50146462027 Result	Spike Conc.	MS Result	MS % Rec	% Rec Limits	Qualifiers
Chemical Oxygen Demand	mg/L	ND	50	51.2	102	90-110	

Results presented on this page are in the units indicated by the "Units" column except where an alternate unit is presented to the right of the result.

REPORT OF LABORATORY ANALYSIS

This report shall not be reproduced, except in full,
without the written consent of Pace Analytical Services, Inc..

Pace Analytical
www.pacelabs.com

Pace Analytical Services, Inc.
Not NELAP Accredited
4860 Blazer Parkway
Dublin, OH 43017
(614)486-5421

Pace Analytical Services, Inc.
7726 Moller Road
Indianapolis, IN 46268
(317)228-3100

QUALITY CONTROL DATA

Project: Bridgeton Landfill 2Q 2016 GW
Pace Project No.: 50146462

QC Batch: 337413 Analysis Method: EPA 410.4
QC Batch Method: EPA 410.4 Analysis Description: 410.4 COD
Associated Lab Samples: 50146462009, 50146462017, 50146462018

METHOD BLANK: 1564798 Matrix: Water
Associated Lab Samples: 50146462009, 50146462017, 50146462018

Parameter	Units	Blank Result	Reporting Limit	Analyzed	Qualifiers
Chemical Oxygen Demand	mg/L	ND	10.0	06/17/16 09:08	

LABORATORY CONTROL SAMPLE: 1564799

Parameter	Units	Spike Conc.	LCS Result	LCS % Rec	% Rec Limits	Qualifiers
Chemical Oxygen Demand	mg/L	500	513	103	90-110	

MATRIX SPIKE & MATRIX SPIKE DUPLICATE: 1564863 1564864

Parameter	Units	50146777001 Result	MS Spike Conc.	MSD Spike Conc.	MS Result	MSD Result	MS % Rec	MSD % Rec	% Rec Limits	RPD	Max RPD	Qual
Chemical Oxygen Demand	mg/L	525	500	500	984	972	92	89	90-110	1	20	M0

Results presented on this page are in the units indicated by the "Units" column except where an alternate unit is presented to the right of the result.

REPORT OF LABORATORY ANALYSIS

This report shall not be reproduced, except in full,
without the written consent of Pace Analytical Services, Inc..

Pace Analytical®
www.pacelabs.com

Pace Analytical Services, Inc.
Not NELAP Accredited
4860 Blazer Parkway
Dublin, OH 43017
(614)486-5421

Pace Analytical Services, Inc.
7726 Moller Road
Indianapolis, IN 46268
(317)228-3100

QUALITY CONTROL DATA

Project: Bridgeton Landfill 2Q 2016 GW
Pace Project No.: 50146462

QC Batch: 337513 Analysis Method: EPA 410.4
QC Batch Method: EPA 410.4 Analysis Description: 410.4 COD
Associated Lab Samples: 50146462024, 50146462028, 50146462035, 50146462036, 50146462037, 50146462042

METHOD BLANK: 1565453 Matrix: Water
Associated Lab Samples: 50146462024, 50146462028, 50146462035, 50146462036, 50146462037, 50146462042

Parameter	Units	Blank Result	Reporting Limit	Analyzed	Qualifiers
Chemical Oxygen Demand	mg/L	ND	10.0	06/17/16 17:04	

LABORATORY CONTROL SAMPLE: 1565454

Parameter	Units	Spike Conc.	LCS Result	LCS % Rec	% Rec Limits	Qualifiers
Chemical Oxygen Demand	mg/L	500	502	100	90-110	

MATRIX SPIKE & MATRIX SPIKE DUPLICATE: 1565455 1565456

Parameter	Units	50146462024 Result	MS Spike Conc.	MSD Spike Conc.	MS Result	MSD Result	MS % Rec	MSD % Rec	% Rec Limits	RPD	Max RPD	Qual
Chemical Oxygen Demand	mg/L	798	500	500	1300	1650	100	170	90-110	24	20	E,M0, R1

Results presented on this page are in the units indicated by the "Units" column except where an alternate unit is presented to the right of the result.

REPORT OF LABORATORY ANALYSIS

This report shall not be reproduced, except in full,
without the written consent of Pace Analytical Services, Inc..

Pace Analytical Services, Inc.
Not NELAP Accredited
4860 Blazer Parkway
Dublin, OH 43017
(614)486-5421

Pace Analytical Services, Inc.
7726 Moller Road
Indianapolis, IN 46268
(317)228-3100

QUALITY CONTROL DATA

Project: Bridgeton Landfill 2Q 2016 GW
Pace Project No.: 50146462

QC Batch: 334817 Analysis Method: SM 4500-S2-D
QC Batch Method: SM 4500-S2-D Analysis Description: 4500S2D Sulfide Water
Associated Lab Samples: 50146462001, 50146462002, 50146462003

METHOD BLANK: 1553055 Matrix: Water
Associated Lab Samples: 50146462001, 50146462002, 50146462003

Parameter	Units	Blank Result	Reporting Limit	Analyzed	Qualifiers
Sulfide	mg/L	ND	0.50	06/03/16 10:13	

LABORATORY CONTROL SAMPLE: 1553056

Parameter	Units	Spike Conc.	LCS Result	LCS % Rec	% Rec Limits	Qualifiers
Sulfide	mg/L	.5	0.53	106	90-110	

MATRIX SPIKE & MATRIX SPIKE DUPLICATE: 1553057 1553058

Parameter	Units	50146400021 Result	MS Spike Conc.	MSD Spike Conc.	MS Result	MSD Result	MS % Rec	MSD % Rec	% Rec Limits	RPD	Max RPD	Qual
Sulfide	mg/L	ND	.5	.5	.48J	ND	96	99	90-110	3	20	

Results presented on this page are in the units indicated by the "Units" column except where an alternate unit is presented to the right of the result.

REPORT OF LABORATORY ANALYSIS

This report shall not be reproduced, except in full,
without the written consent of Pace Analytical Services, Inc..

Pace Analytical Services, Inc.
Not NELAP Accredited
4860 Blazer Parkway
Dublin, OH 43017
(614)486-5421

Pace Analytical Services, Inc.
7726 Moller Road
Indianapolis, IN 46268
(317)228-3100

QUALITY CONTROL DATA

Project: Bridgeton Landfill 2Q 2016 GW
Pace Project No.: 50146462

QC Batch: 335874 Analysis Method: SM 4500-S2-D
QC Batch Method: SM 4500-S2-D Analysis Description: 4500S2D Sulfide Water
Associated Lab Samples: 50146462017, 50146462018, 50146462019, 50146462020

METHOD BLANK: 1557368 Matrix: Water
Associated Lab Samples: 50146462017, 50146462018, 50146462019, 50146462020

Parameter	Units	Blank Result	Reporting Limit	Analyzed	Qualifiers
Sulfide	mg/L	ND	1.0	06/09/16 10:06	

LABORATORY CONTROL SAMPLE: 1557369

Parameter	Units	Spike Conc.	LCS Result	LCS % Rec	% Rec Limits	Qualifiers
Sulfide	mg/L	.5	.49J	98	90-110	

MATRIX SPIKE SAMPLE: 1557370

Parameter	Units	50146462017 Result	Spike Conc.	MS Result	MS % Rec	% Rec Limits	Qualifiers
Sulfide	mg/L	ND	.5	.049J	9	90-110	M0

MATRIX SPIKE & MATRIX SPIKE DUPLICATE: 1557371 1557372

Parameter	Units	50146865002 Result	MS Spike Conc.	MSD Spike Conc.	MS Result	MSD Result	MS % Rec	MSD % Rec	% Rec Limits	RPD	Max RPD	Qual
Sulfide	mg/L	ND	.5	.5	ND	.045J	2	9	90-110		20	M3

Results presented on this page are in the units indicated by the "Units" column except where an alternate unit is presented to the right of the result.

REPORT OF LABORATORY ANALYSIS

This report shall not be reproduced, except in full,
without the written consent of Pace Analytical Services, Inc..

Pace Analytical
www.pacelabs.com

Pace Analytical Services, Inc.
Not NELAP Accredited
4860 Blazer Parkway
Dublin, OH 43017
(614)486-5421

Pace Analytical Services, Inc.
7726 Moller Road
Indianapolis, IN 46268
(317)228-3100

QUALITY CONTROL DATA

Project: Bridgeton Landfill 2Q 2016 GW
Pace Project No.: 50146462

QC Batch: 336610 Analysis Method: SM 4500-S2-D
QC Batch Method: SM 4500-S2-D Analysis Description: 4500S2D Sulfide Water
Associated Lab Samples: 50146462046, 50146462047, 50146462048, 50146462049

METHOD BLANK: 1561051 Matrix: Water
Associated Lab Samples: 50146462046, 50146462047, 50146462048, 50146462049

Parameter	Units	Blank Result	Reporting Limit	Analyzed	Qualifiers
Sulfide	mg/L	ND	1.0	06/14/16 09:53	

LABORATORY CONTROL SAMPLE: 1561052

Parameter	Units	Spike Conc.	LCS Result	LCS % Rec	% Rec Limits	Qualifiers
Sulfide	mg/L	.5	.47J	95	90-110	

MATRIX SPIKE & MATRIX SPIKE DUPLICATE: 1561053 1561054

Parameter	Units	50147149012 Result	MS Spike Conc.	MSD Spike Conc.	MS Result	MSD Result	MS % Rec	MSD % Rec	% Rec Limits	RPD	Max RPD	Qual
Sulfide	mg/L	ND	.5	.5	.45J	.45J	90	90	90-110	0	20	

Results presented on this page are in the units indicated by the "Units" column except where an alternate unit is presented to the right of the result.

REPORT OF LABORATORY ANALYSIS

This report shall not be reproduced, except in full,
without the written consent of Pace Analytical Services, Inc..

Pace Analytical®
www.pacelabs.com

Pace Analytical Services, Inc.
Not NELAP Accredited
4860 Blazer Parkway
Dublin, OH 43017
(614)486-5421

Pace Analytical Services, Inc.
7726 Moller Road
Indianapolis, IN 46268
(317)228-3100

QUALITY CONTROL DATA

Project: Bridgeton Landfill 2Q 2016 GW
Pace Project No.: 50146462

QC Batch: 335603 Analysis Method: EPA 353.2
QC Batch Method: EPA 353.2 Analysis Description: 353.2 Nitrate + Nitrite, preserved
Associated Lab Samples: 50146462001, 50146462002, 50146462003, 50146462004, 50146462005, 50146462006, 50146462007, 50146462008, 50146462009, 50146462010

METHOD BLANK: 1556203 Matrix: Water
Associated Lab Samples: 50146462001, 50146462002, 50146462003, 50146462004, 50146462005, 50146462006, 50146462007, 50146462008, 50146462009, 50146462010

Parameter	Units	Blank Result	Reporting Limit	Analyzed	Qualifiers
Nitrogen, NO2 plus NO3	mg/L	ND	0.10	06/08/16 13:25	

LABORATORY CONTROL SAMPLE: 1556204

Parameter	Units	Spike Conc.	LCS Result	LCS % Rec	% Rec Limits	Qualifiers
Nitrogen, NO2 plus NO3	mg/L	2	1.9	97	90-110	

MATRIX SPIKE & MATRIX SPIKE DUPLICATE: 1556205 1556206

Parameter	Units	50146337011 Result	MS Spike Conc.	MSD Spike Conc.	MS Result	MSD Result	MS % Rec	MSD % Rec	% Rec Limits	RPD	Max RPD	Qual
Nitrogen, NO2 plus NO3	mg/L	ND	2	2	1.8	1.8	90	90	90-110	1	20	

Results presented on this page are in the units indicated by the "Units" column except where an alternate unit is presented to the right of the result.

REPORT OF LABORATORY ANALYSIS

This report shall not be reproduced, except in full,
without the written consent of Pace Analytical Services, Inc..

Pace Analytical
www.pacelabs.com

Pace Analytical Services, Inc.
Not NELAP Accredited
4860 Blazer Parkway
Dublin, OH 43017
(614)486-5421

Pace Analytical Services, Inc.
7726 Moller Road
Indianapolis, IN 46268
(317)228-3100

QUALITY CONTROL DATA

Project: Bridgeton Landfill 2Q 2016 GW
Pace Project No.: 50146462

QC Batch: 335605 Analysis Method: EPA 353.2
QC Batch Method: EPA 353.2 Analysis Description: 353.2 Nitrate + Nitrite, preserved
Associated Lab Samples: 50146462017, 50146462018, 50146462019, 50146462020, 50146462021

METHOD BLANK: 1556224 Matrix: Water
Associated Lab Samples: 50146462017, 50146462018, 50146462019, 50146462020, 50146462021

Parameter	Units	Blank Result	Reporting Limit	Analyzed	Qualifiers
Nitrogen, NO2 plus NO3	mg/L	ND	0.10	06/08/16 14:29	

LABORATORY CONTROL SAMPLE: 1556225

Parameter	Units	Spike Conc.	LCS Result	LCS % Rec	% Rec Limits	Qualifiers
Nitrogen, NO2 plus NO3	mg/L	2	1.9	93	90-110	

MATRIX SPIKE & MATRIX SPIKE DUPLICATE: 1556226 1556227

Parameter	Units	50146519002 Result	MS Spike Conc.	MSD Spike Conc.	MS Result	MSD Result	MS % Rec	MSD % Rec	% Rec Limits	RPD	Max RPD	Qual
Nitrogen, NO2 plus NO3	mg/L	0.65	2	2	2.4	2.4	87	85	90-110	2	20	C0,M3

MATRIX SPIKE SAMPLE: 1556228

Parameter	Units	50146519016 Result	Spike Conc.	MS Result	MS % Rec	% Rec Limits	Qualifiers
Nitrogen, NO2 plus NO3	mg/L	ND	2	1.9	93	90-110	

Results presented on this page are in the units indicated by the "Units" column except where an alternate unit is presented to the right of the result.

REPORT OF LABORATORY ANALYSIS

This report shall not be reproduced, except in full,
without the written consent of Pace Analytical Services, Inc..

Pace Analytical Services, Inc.
Not NELAP Accredited
4860 Blazer Parkway
Dublin, OH 43017
(614)486-5421

Pace Analytical Services, Inc.
7726 Moller Road
Indianapolis, IN 46268
(317)228-3100

QUALITY CONTROL DATA

Project: Bridgeton Landfill 2Q 2016 GW
Pace Project No.: 50146462

QC Batch: 335606
QC Batch Method: EPA 353.2
Associated Lab Samples: 50146462022

Analysis Method: EPA 353.2
Analysis Description: 353.2 Nitrate + Nitrite, preserved

METHOD BLANK: 1556231 Matrix: Water
Associated Lab Samples: 50146462022

Parameter	Units	Blank Result	Reporting Limit	Analyzed	Qualifiers
Nitrogen, NO2 plus NO3	mg/L	ND	0.10	06/09/16 14:31	

LABORATORY CONTROL SAMPLE: 1556232

Parameter	Units	Spike Conc.	LCS Result	LCS % Rec	% Rec Limits	Qualifiers
Nitrogen, NO2 plus NO3	mg/L	2	2.1	104	90-110	

MATRIX SPIKE & MATRIX SPIKE DUPLICATE: 1556233 1556234

Parameter	Units	50146462022 Result	MS Spike Conc.	MSD Spike Conc.	MS Result	MSD Result	MS % Rec	MSD % Rec	% Rec Limits	RPD	Max RPD	Qual
Nitrogen, NO2 plus NO3	mg/L	ND	2	2	1.9	1.9	96	96	90-110	0	20	

MATRIX SPIKE & MATRIX SPIKE DUPLICATE: 1557798 1557799

Parameter	Units	50146779002 Result	MS Spike Conc.	MSD Spike Conc.	MS Result	MSD Result	MS % Rec	MSD % Rec	% Rec Limits	RPD	Max RPD	Qual
Nitrogen, NO2 plus NO3	mg/L	ND	2	2	2.1	2.1	103	103	90-110	0	20	

Results presented on this page are in the units indicated by the "Units" column except where an alternate unit is presented to the right of the result.

REPORT OF LABORATORY ANALYSIS

This report shall not be reproduced, except in full,
without the written consent of Pace Analytical Services, Inc..

Pace Analytical
www.pacelabs.com

Pace Analytical Services, Inc.
Not NELAP Accredited
4860 Blazer Parkway
Dublin, OH 43017
(614)486-5421

Pace Analytical Services, Inc.
7726 Moller Road
Indianapolis, IN 46268
(317)228-3100

QUALITY CONTROL DATA

Project: Bridgeton Landfill 2Q 2016 GW
Pace Project No.: 50146462

QC Batch: 336416 Analysis Method: EPA 353.2
QC Batch Method: EPA 353.2 Analysis Description: 353.2 Nitrate + Nitrite, preserved
Associated Lab Samples: 50146462024, 50146462025, 50146462026, 50146462027, 50146462028, 50146462030, 50146462031, 50146462032, 50146462033, 50146462034, 50146462035

METHOD BLANK: 1560526 Matrix: Water
Associated Lab Samples: 50146462024, 50146462025, 50146462026, 50146462027, 50146462028, 50146462030, 50146462031, 50146462032, 50146462033, 50146462034, 50146462035

Parameter	Units	Blank Result	Reporting Limit	Analyzed	Qualifiers
Nitrogen, NO2 plus NO3	mg/L	ND	0.10	06/13/16 14:47	

LABORATORY CONTROL SAMPLE: 1560527

Parameter	Units	Spike Conc.	LCS Result	LCS % Rec	% Rec Limits	Qualifiers
Nitrogen, NO2 plus NO3	mg/L	2	2.0	100	90-110	

MATRIX SPIKE SAMPLE: 1560528

Parameter	Units	50146519001 Result	Spike Conc.	MS Result	MS % Rec	% Rec Limits	Qualifiers
Nitrogen, NO2 plus NO3	mg/L	0.18	2	2.1	97	90-110	

MATRIX SPIKE & MATRIX SPIKE DUPLICATE: 1560529 1560530

Parameter	Units	50147031001 Result	MS Spike Conc.	MSD Spike Conc.	MS Result	MSD Result	MS % Rec	MSD % Rec	% Rec Limits	RPD	Max RPD	Qual
Nitrogen, NO2 plus NO3	mg/L	3.2	4	4	7.3	7.3	102	103	90-110	1	20	

Results presented on this page are in the units indicated by the "Units" column except where an alternate unit is presented to the right of the result.

REPORT OF LABORATORY ANALYSIS

This report shall not be reproduced, except in full,
without the written consent of Pace Analytical Services, Inc..

Pace Analytical
www.pacelabs.com

Pace Analytical Services, Inc.
Not NELAP Accredited
4860 Blazer Parkway
Dublin, OH 43017
(614)486-5421

Pace Analytical Services, Inc.
7726 Moller Road
Indianapolis, IN 46268
(317)228-3100

QUALITY CONTROL DATA

Project: Bridgeton Landfill 2Q 2016 GW
Pace Project No.: 50146462

QC Batch: 336417
QC Batch Method: EPA 353.2
Analysis Method: EPA 353.2
Analysis Description: 353.2 Nitrate + Nitrite, preserved
Associated Lab Samples: 50146462036, 50146462037

METHOD BLANK: 1560531 Matrix: Water
Associated Lab Samples: 50146462036, 50146462037

Parameter	Units	Blank Result	Reporting Limit	Analyzed	Qualifiers
Nitrogen, NO2 plus NO3	mg/L	ND	0.10	06/14/16 08:51	

LABORATORY CONTROL SAMPLE: 1560532

Parameter	Units	Spike Conc.	LCS Result	LCS % Rec	% Rec Limits	Qualifiers
Nitrogen, NO2 plus NO3	mg/L	2	2.0	102	90-110	

MATRIX SPIKE & MATRIX SPIKE DUPLICATE: 1560533 1560534

Parameter	Units	50147138001 Result	MS Spike Conc.	MSD Spike Conc.	MS Result	MSD Result	MS % Rec	MSD % Rec	% Rec Limits	RPD	Max RPD	Qual
Nitrogen, NO2 plus NO3	mg/L	ND	2	2	2.0	2.0	100	102	90-110	1	20	

MATRIX SPIKE SAMPLE: 1560535

Parameter	Units	50147138018 Result	Spike Conc.	MS Result	MS % Rec	% Rec Limits	Qualifiers
Nitrogen, NO2 plus NO3	mg/L	0.22	2	2.2	101	90-110	

Results presented on this page are in the units indicated by the "Units" column except where an alternate unit is presented to the right of the result.

REPORT OF LABORATORY ANALYSIS

This report shall not be reproduced, except in full,
without the written consent of Pace Analytical Services, Inc..

Pace Analytical
www.pacelabs.com

Pace Analytical Services, Inc.
Not NELAP Accredited
4860 Blazer Parkway
Dublin, OH 43017
(614)486-5421

Pace Analytical Services, Inc.
7726 Moller Road
Indianapolis, IN 46268
(317)228-3100

QUALITY CONTROL DATA

Project: Bridgeton Landfill 2Q 2016 GW
Pace Project No.: 50146462

QC Batch: 336419 Analysis Method: EPA 353.2
QC Batch Method: EPA 353.2 Analysis Description: 353.2 Nitrate + Nitrite, preserved
Associated Lab Samples: 50146462039, 50146462040, 50146462041, 50146462042, 50146462043, 50146462044, 50146462045

METHOD BLANK: 1560541 Matrix: Water
Associated Lab Samples: 50146462039, 50146462040, 50146462041, 50146462042, 50146462043, 50146462044, 50146462045

Parameter	Units	Blank Result	Reporting Limit	Analyzed	Qualifiers
Nitrogen, NO2 plus NO3	mg/L	ND	0.10	06/14/16 11:23	

LABORATORY CONTROL SAMPLE: 1560542

Parameter	Units	Spike Conc.	LCS Result	LCS % Rec	% Rec Limits	Qualifiers
Nitrogen, NO2 plus NO3	mg/L	2	2.0	99	90-110	

MATRIX SPIKE & MATRIX SPIKE DUPLICATE: 1560543 1560544

Parameter	Units	50147143019 Result	MS Spike Conc.	MSD Spike Conc.	MS Result	MSD Result	MS % Rec	MSD % Rec	% Rec Limits	RPD	Max RPD	Qual
Nitrogen, NO2 plus NO3	mg/L	0.019J	2	2	2.0	2.0	98	97	90-110	0	20	

MATRIX SPIKE SAMPLE: 1560545

Parameter	Units	50146930004 Result	Spike Conc.	MS Result	MS % Rec	% Rec Limits	Qualifiers
Nitrogen, NO2 plus NO3	mg/L	ND	2	1.5	77	90-110	M0

Results presented on this page are in the units indicated by the "Units" column except where an alternate unit is presented to the right of the result.

REPORT OF LABORATORY ANALYSIS

This report shall not be reproduced, except in full,
without the written consent of Pace Analytical Services, Inc..

Pace Analytical Services, Inc.
Not NELAP Accredited
4860 Blazer Parkway
Dublin, OH 43017
(614)486-5421

Pace Analytical Services, Inc.
7726 Moller Road
Indianapolis, IN 46268
(317)228-3100

QUALITY CONTROL DATA

Project: Bridgeton Landfill 2Q 2016 GW
Pace Project No.: 50146462

QC Batch: 336578 Analysis Method: EPA 365.1
QC Batch Method: EPA 365.1 Analysis Description: 365.1 Total Phosphorus
Associated Lab Samples: 50146462001, 50146462002, 50146462003, 50146462004, 50146462005, 50146462006, 50146462007, 50146462008, 50146462010, 50146462019, 50146462020, 50146462021

METHOD BLANK: 1561000 Matrix: Water
Associated Lab Samples: 50146462001, 50146462002, 50146462003, 50146462004, 50146462005, 50146462006, 50146462007, 50146462008, 50146462010, 50146462019, 50146462020, 50146462021

Parameter	Units	Blank Result	Reporting Limit	Analyzed	Qualifiers
Phosphorus	mg/L	ND	0.050	06/14/16 11:48	

LABORATORY CONTROL SAMPLE: 1561001

Parameter	Units	Spike Conc.	LCS Result	LCS % Rec	% Rec Limits	Qualifiers
Phosphorus	mg/L	.5	0.49	98	90-110	

MATRIX SPIKE & MATRIX SPIKE DUPLICATE: 1561002 1561003

Parameter	Units	50146462001 Result	MS Spike Conc.	MSD Spike Conc.	MS Result	MSD Result	MS % Rec	MSD % Rec	% Rec Limits	RPD	Max RPD	Qual
Phosphorus	mg/L	ND	.5	.5	0.51	0.50	93	92	90-110	1	20	

MATRIX SPIKE SAMPLE: 1561004

Parameter	Units	50146462021 Result	Spike Conc.	MS Result	MS % Rec	% Rec Limits	Qualifiers
Phosphorus	mg/L	ND	.5	0.49	91	90-110	

Results presented on this page are in the units indicated by the "Units" column except where an alternate unit is presented to the right of the result.

REPORT OF LABORATORY ANALYSIS

This report shall not be reproduced, except in full,
without the written consent of Pace Analytical Services, Inc..

Pace Analytical
www.pacelabs.com

Pace Analytical Services, Inc.
Not NELAP Accredited
4860 Blazer Parkway
Dublin, OH 43017
(614)486-5421

Pace Analytical Services, Inc.
7726 Moller Road
Indianapolis, IN 46268
(317)228-3100

QUALITY CONTROL DATA

Project: Bridgeton Landfill 2Q 2016 GW
Pace Project No.: 50146462

QC Batch: 336902
QC Batch Method: EPA 365.1
Analysis Method: EPA 365.1
Analysis Description: 365.1 Total Phosphorus
Associated Lab Samples: 50146462022

METHOD BLANK: 1562145 Matrix: Water
Associated Lab Samples: 50146462022

Parameter	Units	Blank Result	Reporting Limit	Analyzed	Qualifiers
Phosphorus	mg/L	ND	0.050	06/17/16 10:54	

LABORATORY CONTROL SAMPLE: 1562146

Parameter	Units	Spike Conc.	LCS Result	LCS % Rec	% Rec Limits	Qualifiers
Phosphorus	mg/L	.5	0.48	96	90-110	

MATRIX SPIKE SAMPLE: 1562147

Parameter	Units	50146599008 Result	Spike Conc.	MS Result	MS % Rec	% Rec Limits	Qualifiers
Phosphorus	mg/L	ND	.5	0.49	93	90-110	

MATRIX SPIKE & MATRIX SPIKE DUPLICATE: 1562148 1562149

Parameter	Units	50146779002 Result	MS Spike Conc.	MSD Spike Conc.	MS Result	MSD Result	MS % Rec	MSD % Rec	% Rec Limits	RPD	Max RPD	Qual
Phosphorus	mg/L	ND	.5	.5	0.52	0.53	96	97	90-110	1	20	

Results presented on this page are in the units indicated by the "Units" column except where an alternate unit is presented to the right of the result.

REPORT OF LABORATORY ANALYSIS

This report shall not be reproduced, except in full,
without the written consent of Pace Analytical Services, Inc..

Pace Analytical
www.pacelabs.com

Pace Analytical Services, Inc.
Not NELAP Accredited
4860 Blazer Parkway
Dublin, OH 43017
(614)486-5421

Pace Analytical Services, Inc.
7726 Moller Road
Indianapolis, IN 46268
(317)228-3100

QUALITY CONTROL DATA

Project: Bridgeton Landfill 2Q 2016 GW
Pace Project No.: 50146462

QC Batch: 337185 Analysis Method: EPA 365.1
QC Batch Method: EPA 365.1 Analysis Description: 365.1 Total Phosphorus
Associated Lab Samples: 50146462024, 50146462025, 50146462026, 50146462027, 50146462028, 50146462030, 50146462031

METHOD BLANK: 1563635 Matrix: Water
Associated Lab Samples: 50146462024, 50146462025, 50146462026, 50146462027, 50146462028, 50146462030, 50146462031

Parameter	Units	Blank Result	Reporting Limit	Analyzed	Qualifiers
Phosphorus	mg/L	ND	0.050	06/17/16 11:11	

LABORATORY CONTROL SAMPLE: 1563636

Parameter	Units	Spike Conc.	LCS Result	LCS % Rec	% Rec Limits	Qualifiers
Phosphorus	mg/L	.5	0.46	92	90-110	

MATRIX SPIKE & MATRIX SPIKE DUPLICATE: 1563637 1563638

Parameter	Units	50146779003 Result	MS Spike Conc.	MSD Spike Conc.	MS Result	MSD Result	MS % Rec	MSD % Rec	% Rec Limits	RPD	Max RPD	Qual
Phosphorus	mg/L	ND	.5	.5	0.46	0.47	93	94	90-110	1	20	

MATRIX SPIKE SAMPLE: 1563639

Parameter	Units	50146948002 Result	Spike Conc.	MS Result	MS % Rec	% Rec Limits	Qualifiers
Phosphorus	mg/L	3.0	.5	3.5	111	90-110	M0

Results presented on this page are in the units indicated by the "Units" column except where an alternate unit is presented to the right of the result.

REPORT OF LABORATORY ANALYSIS

This report shall not be reproduced, except in full,
without the written consent of Pace Analytical Services, Inc.

Pace Analytical
www.pacelabs.com

Pace Analytical Services, Inc.
Not NELAP Accredited
4860 Blazer Parkway
Dublin, OH 43017
(614)486-5421

Pace Analytical Services, Inc.
7726 Moller Road
Indianapolis, IN 46268
(317)228-3100

QUALITY CONTROL DATA

Project: Bridgeton Landfill 2Q 2016 GW
Pace Project No.: 50146462

QC Batch: 337662 Analysis Method: EPA 365.1
QC Batch Method: EPA 365.1 Analysis Description: 365.1 Total Phosphorus
Associated Lab Samples: 50146462032, 50146462033, 50146462034, 50146462035, 50146462036, 50146462037

METHOD BLANK: 1565995 Matrix: Water
Associated Lab Samples: 50146462032, 50146462033, 50146462034, 50146462035, 50146462036, 50146462037

Parameter	Units	Blank Result	Reporting Limit	Analyzed	Qualifiers
Phosphorus	mg/L	ND	0.050	06/21/16 13:29	

LABORATORY CONTROL SAMPLE: 1565996

Parameter	Units	Spike Conc.	LCS Result	LCS % Rec	% Rec Limits	Qualifiers
Phosphorus	mg/L	.5	0.50	100	90-110	

MATRIX SPIKE & MATRIX SPIKE DUPLICATE: 1565997 1565998

Parameter	Units	50146462032 Result	MS Spike Conc.	MSD Spike Conc.	MS Result	MSD Result	MS % Rec	MSD % Rec	% Rec Limits	RPD	Max RPD	Qual
Phosphorus	mg/L	ND	.5	.5	0.61	0.63	113	116	90-110	2	20	M3

MATRIX SPIKE SAMPLE: 1565999

Parameter	Units	50147466001 Result	Spike Conc.	MS Result	MS % Rec	% Rec Limits	Qualifiers
Phosphorus	mg/L	36.5	2.5	38.6	82	90-110	M0

Results presented on this page are in the units indicated by the "Units" column except where an alternate unit is presented to the right of the result.

REPORT OF LABORATORY ANALYSIS

This report shall not be reproduced, except in full,
without the written consent of Pace Analytical Services, Inc..

Pace Analytical
www.pacelabs.com

Pace Analytical Services, Inc.
Not NELAP Accredited
4860 Blazer Parkway
Dublin, OH 43017
(614)486-5421

Pace Analytical Services, Inc.
7726 Moller Road
Indianapolis, IN 46268
(317)228-3100

QUALITY CONTROL DATA

Project: Bridgeton Landfill 2Q 2016 GW
Pace Project No.: 50146462

QC Batch: 337664 Analysis Method: EPA 365.1
QC Batch Method: EPA 365.1 Analysis Description: 365.1 Total Phosphorus
Associated Lab Samples: 50146462039, 50146462040, 50146462041, 50146462042, 50146462043, 50146462044, 50146462045

METHOD BLANK: 1566000 Matrix: Water
Associated Lab Samples: 50146462039, 50146462040, 50146462041, 50146462042, 50146462043, 50146462044, 50146462045

Parameter	Units	Blank Result	Reporting Limit	Analyzed	Qualifiers
Phosphorus	mg/L	ND	0.050	06/21/16 15:39	

LABORATORY CONTROL SAMPLE: 1566001

Parameter	Units	Spike Conc.	LCS Result	LCS % Rec	% Rec Limits	Qualifiers
Phosphorus	mg/L	.5	0.50	99	90-110	

MATRIX SPIKE SAMPLE: 1566002

Parameter	Units	50146462039 Result	Spike Conc.	MS Result	MS % Rec	% Rec Limits	Qualifiers
Phosphorus	mg/L	0.51	1	1.5	96	90-110	

MATRIX SPIKE & MATRIX SPIKE DUPLICATE: 1566003 1566004

Parameter	Units	50147284002 Result	MS Spike Conc.	MSD Spike Conc.	MS Result	MSD Result	MS % Rec	MSD % Rec	% Rec Limits	RPD	Max RPD	Qual
Phosphorus	mg/L	0.084	.5	.5	0.55	0.49	93	81	90-110	12	20	M0

Results presented on this page are in the units indicated by the "Units" column except where an alternate unit is presented to the right of the result.

REPORT OF LABORATORY ANALYSIS

This report shall not be reproduced, except in full,
without the written consent of Pace Analytical Services, Inc..

Pace Analytical
www.pacelabs.com

Pace Analytical Services, Inc.
Not NELAP Accredited
4860 Blazer Parkway
Dublin, OH 43017
(614)486-5421

Pace Analytical Services, Inc.
7726 Moller Road
Indianapolis, IN 46268
(317)228-3100

QUALITY CONTROL DATA

Project: Bridgeton Landfill 2Q 2016 GW
Pace Project No.: 50146462

QC Batch: 338825 Analysis Method: EPA 365.1
QC Batch Method: EPA 365.1 Analysis Description: 365.1 Total Phosphorus
Associated Lab Samples: 50146462009, 50146462017, 50146462018

METHOD BLANK: 1571482 Matrix: Water
Associated Lab Samples: 50146462009, 50146462017, 50146462018

Parameter	Units	Blank Result	Reporting Limit	Analyzed	Qualifiers
Phosphorus	mg/L	ND	0.050	06/28/16 11:07	

LABORATORY CONTROL SAMPLE: 1571483

Parameter	Units	Spike Conc.	LCS Result	LCS % Rec	% Rec Limits	Qualifiers
Phosphorus	mg/L	.5	0.48	96	90-110	

MATRIX SPIKE & MATRIX SPIKE DUPLICATE: 1571484 1571485

Parameter	Units	50147691006 Result	MS Spike Conc.	MSD Spike Conc.	MS Result	MSD Result	MS % Rec	MSD % Rec	% Rec Limits	RPD	Max RPD	Qual
Phosphorus	mg/L	ND	1	1	1.0	1.0	92	93	90-110	1	20	

MATRIX SPIKE SAMPLE: 1571486

Parameter	Units	50147855007 Result	Spike Conc.	MS Result	MS % Rec	% Rec Limits	Qualifiers
Phosphorus	mg/L	ND	25	24.2	95	90-110	

Results presented on this page are in the units indicated by the "Units" column except where an alternate unit is presented to the right of the result.

REPORT OF LABORATORY ANALYSIS

This report shall not be reproduced, except in full,
without the written consent of Pace Analytical Services, Inc..

Pace Analytical
www.pacelabs.com

Pace Analytical Services, Inc.
Not NELAP Accredited
4860 Blazer Parkway
Dublin, OH 43017
(614)486-5421

Pace Analytical Services, Inc.
7726 Moller Road
Indianapolis, IN 46268
(317)228-3100

QUALITY CONTROL DATA

Project: Bridgeton Landfill 2Q 2016 GW
Pace Project No.: 50146462

QC Batch: 336986 Analysis Method: SM 4500-NH3 G
QC Batch Method: SM 4500-NH3 G Analysis Description: 4500 Ammonia
Associated Lab Samples: 50146462001, 50146462002, 50146462003, 50146462004, 50146462005, 50146462006, 50146462007, 50146462008, 50146462009, 50146462010, 50146462017, 50146462018, 50146462019, 50146462020, 50146462021

METHOD BLANK: 1562601 Matrix: Water
Associated Lab Samples: 50146462001, 50146462002, 50146462003, 50146462004, 50146462005, 50146462006, 50146462007, 50146462008, 50146462009, 50146462010, 50146462017, 50146462018, 50146462019, 50146462020, 50146462021

Parameter	Units	Blank Result	Reporting Limit	Analyzed	Qualifiers
Nitrogen, Ammonia	mg/L	ND	0.10	06/15/16 14:45	

LABORATORY CONTROL SAMPLE: 1562602

Parameter	Units	Spike Conc.	LCS Result	LCS % Rec	% Rec Limits	Qualifiers
Nitrogen, Ammonia	mg/L	1	1.0	103	90-110	

MATRIX SPIKE & MATRIX SPIKE DUPLICATE: 1562603 1562604

Parameter	Units	50146462003 Result	MS Spike Conc.	MSD Spike Conc.	MS Result	MSD Result	MS % Rec	MSD % Rec	% Rec Limits	RPD	Max RPD	Qual
Nitrogen, Ammonia	mg/L	2.5	1	1	3.6	3.5	103	96	90-110	2	20	

MATRIX SPIKE SAMPLE: 1562605

Parameter	Units	50146462008 Result	Spike Conc.	MS Result	MS % Rec	% Rec Limits	Qualifiers
Nitrogen, Ammonia	mg/L	ND	1	1.0	101	90-110	

Results presented on this page are in the units indicated by the "Units" column except where an alternate unit is presented to the right of the result.

REPORT OF LABORATORY ANALYSIS

This report shall not be reproduced, except in full,
without the written consent of Pace Analytical Services, Inc..

Pace Analytical
www.pacelabs.com

Pace Analytical Services, Inc.
Not NELAP Accredited
4860 Blazer Parkway
Dublin, OH 43017
(614)486-5421

Pace Analytical Services, Inc.
7726 Moller Road
Indianapolis, IN 46268
(317)228-3100

QUALITY CONTROL DATA

Project: Bridgeton Landfill 2Q 2016 GW
Pace Project No.: 50146462

QC Batch: 337011
QC Batch Method: SM 4500-NH3 G
Analysis Method: SM 4500-NH3 G
Analysis Description: 4500 Ammonia
Associated Lab Samples: 50146462022

METHOD BLANK: 1562735 Matrix: Water
Associated Lab Samples: 50146462022

Parameter	Units	Blank Result	Reporting Limit	Analyzed	Qualifiers
Nitrogen, Ammonia	mg/L	ND	0.10	06/15/16 15:44	

LABORATORY CONTROL SAMPLE: 1562736

Parameter	Units	Spike Conc.	LCS Result	LCS % Rec	% Rec Limits	Qualifiers
Nitrogen, Ammonia	mg/L	1	1.1	106	90-110	

MATRIX SPIKE & MATRIX SPIKE DUPLICATE: 1562737 1562738

Parameter	Units	50146912004 Result	MS Spike Conc.	MSD Spike Conc.	MS Result	MSD Result	MS % Rec	MSD % Rec	% Rec Limits	RPD	Max RPD	Qual
Nitrogen, Ammonia	mg/L	9.2	1	1	10.0	10.1	89	90	90-110	0	20	E,M0

MATRIX SPIKE SAMPLE: 1562739

Parameter	Units	50146926005 Result	Spike Conc.	MS Result	MS % Rec	% Rec Limits	Qualifiers
Nitrogen, Ammonia	mg/L	<0.10	1	1.0	100	90-110	

Results presented on this page are in the units indicated by the "Units" column except where an alternate unit is presented to the right of the result.

REPORT OF LABORATORY ANALYSIS

This report shall not be reproduced, except in full,
without the written consent of Pace Analytical Services, Inc..

Pace Analytical
www.pacelabs.com

Pace Analytical Services, Inc.
Not NELAP Accredited
4860 Blazer Parkway
Dublin, OH 43017
(614)486-5421

Pace Analytical Services, Inc.
7726 Moller Road
Indianapolis, IN 46268
(317)228-3100

QUALITY CONTROL DATA

Project: Bridgeton Landfill 2Q 2016 GW
Pace Project No.: 50146462

QC Batch: 337182 Analysis Method: SM 4500-NH3 G
QC Batch Method: SM 4500-NH3 G Analysis Description: 4500 Ammonia
Associated Lab Samples: 50146462024, 50146462025, 50146462026, 50146462027, 50146462030, 50146462031, 50146462032, 50146462033, 50146462034, 50146462037, 50146462039, 50146462040, 50146462041, 50146462042, 50146462043, 50146462044, 50146462045

METHOD BLANK: 1563623 Matrix: Water
Associated Lab Samples: 50146462024, 50146462025, 50146462026, 50146462027, 50146462030, 50146462031, 50146462032, 50146462033, 50146462034, 50146462037, 50146462039, 50146462040, 50146462041, 50146462042, 50146462043, 50146462044, 50146462045

Parameter	Units	Blank Result	Reporting Limit	Analyzed	Qualifiers
Nitrogen, Ammonia	mg/L	ND	0.10	06/16/16 12:55	

LABORATORY CONTROL SAMPLE: 1563624

Parameter	Units	Spike Conc.	LCS Result	LCS %Rec	% Rec Limits	Qualifiers
Nitrogen, Ammonia	mg/L	1	1.0	100	90-110	

MATRIX SPIKE & MATRIX SPIKE DUPLICATE: 1563625 1563626

Parameter	Units	50146462025 Result	MS Spike Conc.	MSD Spike Conc.	MS Result	MSD Result	MS % Rec	MSD % Rec	% Rec Limits	RPD	Max RPD	Qual
Nitrogen, Ammonia	mg/L	ND	1	1	0.98	0.97	98	97	90-110	1	20	

MATRIX SPIKE SAMPLE: 1563627

Parameter	Units	50146462027 Result	Spike Conc.	MS Result	MS % Rec	% Rec Limits	Qualifiers
Nitrogen, Ammonia	mg/L	ND	1	0.97	97	90-110	

Results presented on this page are in the units indicated by the "Units" column except where an alternate unit is presented to the right of the result.

REPORT OF LABORATORY ANALYSIS

This report shall not be reproduced, except in full,
without the written consent of Pace Analytical Services, Inc..

Pace Analytical
www.pacelabs.com

Pace Analytical Services, Inc.
Not NELAP Accredited
4860 Blazer Parkway
Dublin, OH 43017
(614)486-5421

Pace Analytical Services, Inc.
7726 Moller Road
Indianapolis, IN 46268
(317)228-3100

QUALITY CONTROL DATA

Project: Bridgeton Landfill 2Q 2016 GW
Pace Project No.: 50146462

QC Batch: 338329
QC Batch Method: SM 4500-NH3 B
Analysis Method: SM 4500-NH3 G
Analysis Description: 4500 Ammonia, Distilled
Associated Lab Samples: 50146462028

METHOD BLANK: 1568658 Matrix: Water
Associated Lab Samples: 50146462028

Parameter	Units	Blank Result	Reporting Limit	Analyzed	Qualifiers
Nitrogen, Ammonia	mg/L	ND	0.10	06/23/16 12:37	

LABORATORY CONTROL SAMPLE: 1568659

Parameter	Units	Spike Conc.	LCS Result	LCS % Rec	% Rec Limits	Qualifiers
Nitrogen, Ammonia	mg/L	1.7	1.9	115	90-110	L5

MATRIX SPIKE & MATRIX SPIKE DUPLICATE: 1568660 1568661

Parameter	Units	50147894004 Result	MS Spike Conc.	MSD Spike Conc.	MS Result	MSD Result	MS % Rec	MSD % Rec	% Rec Limits	RPD	Max RPD	Qual
Nitrogen, Ammonia	mg/L	0.24	1.7	1.7	1.8	1.8	94	93	90-110	2	20	

Results presented on this page are in the units indicated by the "Units" column except where an alternate unit is presented to the right of the result.

REPORT OF LABORATORY ANALYSIS

This report shall not be reproduced, except in full,
without the written consent of Pace Analytical Services, Inc..

Pace Analytical®
www.pacelabs.com

Pace Analytical Services, Inc.
Not NELAP Accredited
4860 Blazer Parkway
Dublin, OH 43017
(614)486-5421

Pace Analytical Services, Inc.
7726 Moller Road
Indianapolis, IN 46268
(317)228-3100

QUALITY CONTROL DATA

Project: Bridgeton Landfill 2Q 2016 GW
Pace Project No.: 50146462

QC Batch: 339570
QC Batch Method: SM 4500-NH3 B
Analysis Method: SM 4500-NH3 G
Analysis Description: 4500 Ammonia, Distilled
Associated Lab Samples: 50146462035, 50146462036

METHOD BLANK: 1574272 Matrix: Water
Associated Lab Samples: 50146462035, 50146462036

Parameter	Units	Blank Result	Reporting Limit	Analyzed	Qualifiers
Nitrogen, Ammonia	mg/L	ND	0.10	06/30/16 10:55	

LABORATORY CONTROL SAMPLE: 1574273

Parameter	Units	Spike Conc.	LCS Result	LCS % Rec	% Rec Limits	Qualifiers
Nitrogen, Ammonia	mg/L	1.7	1.7	102	90-110	

MATRIX SPIKE & MATRIX SPIKE DUPLICATE: 1574274 1574275

Parameter	Units	50146462035 Result	MS Spike Conc.	MSD Spike Conc.	MS Result	MSD Result	MS % Rec	MSD % Rec	% Rec Limits	RPD	Max RPD	Qual
Nitrogen, Ammonia	mg/L	74.4	100	100	174	175	99	101	90-110	1	20	

Results presented on this page are in the units indicated by the "Units" column except where an alternate unit is presented to the right of the result.

REPORT OF LABORATORY ANALYSIS

This report shall not be reproduced, except in full,
without the written consent of Pace Analytical Services, Inc..

Pace Analytical
www.pacelabs.com

Pace Analytical Services, Inc.
Not NELAP Accredited
4860 Blazer Parkway
Dublin, OH 43017
(614)486-5421

Pace Analytical Services, Inc.
7726 Moller Road
Indianapolis, IN 46268
(317)228-3100

QUALITY CONTROL DATA

Project: Bridgeton Landfill 2Q 2016 GW
Pace Project No.: 50146462

QC Batch: 336374 Analysis Method: SM 5310C
QC Batch Method: SM 5310C Analysis Description: 5310C Total Organic Carbon
Associated Lab Samples: 50146462002, 50146462003, 50146462004, 50146462005, 50146462006

METHOD BLANK: 1560368 Matrix: Water
Associated Lab Samples: 50146462002, 50146462003, 50146462004, 50146462005, 50146462006

Parameter	Units	Blank Result	Reporting Limit	Analyzed	Qualifiers
Total Organic Carbon	mg/L	ND	1.0	06/13/16 10:08	

LABORATORY CONTROL SAMPLE: 1560369

Parameter	Units	Spike Conc.	LCS Result	LCS % Rec	% Rec Limits	Qualifiers
Total Organic Carbon	mg/L	10	10.7	107	90-110	

MATRIX SPIKE & MATRIX SPIKE DUPLICATE: 1560370 1560371

Parameter	Units	50146805001 Result	MS Spike Conc.	MSD Spike Conc.	MS Result	MSD Result	MS % Rec	MSD % Rec	% Rec Limits	RPD	Max RPD	Qual
Total Organic Carbon	mg/L	9.7	10	10	19.3	20.4	96	107	80-120	6	20	E

Results presented on this page are in the units indicated by the "Units" column except where an alternate unit is presented to the right of the result.

REPORT OF LABORATORY ANALYSIS

This report shall not be reproduced, except in full,
without the written consent of Pace Analytical Services, Inc..

Pace Analytical®
www.pacelabs.com

Pace Analytical Services, Inc.
Not NELAP Accredited
4860 Blazer Parkway
Dublin, OH 43017
(614)486-5421

Pace Analytical Services, Inc.
7726 Moller Road
Indianapolis, IN 46268
(317)228-3100

QUALITY CONTROL DATA

Project: Bridgeton Landfill 2Q 2016 GW
Pace Project No.: 50146462

QC Batch: 336461 Analysis Method: SM 5310C
QC Batch Method: SM 5310C Analysis Description: 5310C Total Organic Carbon
Associated Lab Samples: 50146462007, 50146462008, 50146462009, 50146462010, 50146462017, 50146462018, 50146462019, 50146462020, 50146462021, 50146462022, 50146462024, 50146462028

METHOD BLANK: 1560649 Matrix: Water
Associated Lab Samples: 50146462007, 50146462008, 50146462009, 50146462010, 50146462017, 50146462018, 50146462019, 50146462020, 50146462021, 50146462022, 50146462024, 50146462028

Parameter	Units	Blank Result	Reporting Limit	Analyzed	Qualifiers
Total Organic Carbon	mg/L	ND	1.0	06/14/16 01:04	

LABORATORY CONTROL SAMPLE: 1560650

Parameter	Units	Spike Conc.	LCS Result	LCS % Rec	% Rec Limits	Qualifiers
Total Organic Carbon	mg/L	10	10.1	101	90-110	

MATRIX SPIKE & MATRIX SPIKE DUPLICATE: 1560651 1560652

Parameter	Units	50146462010 Result	MS Spike Conc.	MSD Spike Conc.	MS Result	MSD Result	MS % Rec	MSD % Rec	% Rec Limits	RPD	Max RPD	Qual
Total Organic Carbon	mg/L	6.8	10	10	18.1	16.0	113	92	80-120	12	20	

Results presented on this page are in the units indicated by the "Units" column except where an alternate unit is presented to the right of the result.

REPORT OF LABORATORY ANALYSIS

This report shall not be reproduced, except in full,
without the written consent of Pace Analytical Services, Inc..

Pace Analytical
www.pacelabs.com

Pace Analytical Services, Inc.
Not NELAP Accredited
4860 Blazer Parkway
Dublin, OH 43017
(614)486-5421

Pace Analytical Services, Inc.
7726 Moller Road
Indianapolis, IN 46268
(317)228-3100

QUALITY CONTROL DATA

Project: Bridgeton Landfill 2Q 2016 GW
Pace Project No.: 50146462

QC Batch: 337679 Analysis Method: SM 5310C
QC Batch Method: SM 5310C Analysis Description: 5310C Total Organic Carbon
Associated Lab Samples: 50146462001, 50146462025, 50146462026, 50146462027, 50146462030, 50146462031, 50146462032, 50146462033, 50146462034, 50146462035, 50146462036, 50146462037, 50146462039, 50146462040, 50146462041, 50146462042, 50146462043, 50146462044, 50146462045

METHOD BLANK: 1566094 Matrix: Water
Associated Lab Samples: 50146462001, 50146462025, 50146462026, 50146462027, 50146462030, 50146462031, 50146462032, 50146462033, 50146462034, 50146462035, 50146462036, 50146462037, 50146462039, 50146462040, 50146462041, 50146462042, 50146462043, 50146462044, 50146462045

Parameter	Units	Blank Result	Reporting Limit	Analyzed	Qualifiers
Total Organic Carbon	mg/L	ND	1.0	06/20/16 11:11	

LABORATORY CONTROL SAMPLE: 1566095

Parameter	Units	Spike Conc.	LCS Result	LCS % Rec	% Rec Limits	Qualifiers
Total Organic Carbon	mg/L	10	10.7	107	90-110	

MATRIX SPIKE & MATRIX SPIKE DUPLICATE: 1566096 1566097

Parameter	Units	50146462033 Result	MS Spike Conc.	MSD Spike Conc.	MS Result	MSD Result	MS % Rec	MSD % Rec	% Rec Limits	RPD	Max RPD	Qual
Total Organic Carbon	mg/L	43.6	100	100	145	144	101	101	80-120	1	20	

MATRIX SPIKE SAMPLE: 1566098

Parameter	Units	50146462041 Result	Spike Conc.	MS Result	MS % Rec	% Rec Limits	Qualifiers
Total Organic Carbon	mg/L	21.3	20	40.5	96	80-120	E

Results presented on this page are in the units indicated by the "Units" column except where an alternate unit is presented to the right of the result.

REPORT OF LABORATORY ANALYSIS

This report shall not be reproduced, except in full,
without the written consent of Pace Analytical Services, Inc..

Pace Analytical
www.pacelabs.com

Pace Analytical Services, Inc.
Not NELAP Accredited
4860 Blazer Parkway
Dublin, OH 43017
(614)486-5421

Pace Analytical Services, Inc.
7726 Moller Road
Indianapolis, IN 46268
(317)228-3100

QUALIFIERS

Project: Bridgeton Landfill 2Q 2016 GW
Pace Project No.: 50146462

DEFINITIONS

DF - Dilution Factor, if reported, represents the factor applied to the reported data due to dilution of the sample aliquot.

ND - Not Detected at or above adjusted reporting limit.

J - Estimated concentration above the adjusted method detection limit and below the adjusted reporting limit.

MDL - Adjusted Method Detection Limit.

PQL - Practical Quantitation Limit.

RL - Reporting Limit.

S - Surrogate

1,2-Diphenylhydrazine decomposes to and cannot be separated from Azobenzene using Method 8270. The result for each analyte is a combined concentration.

Consistent with EPA guidelines, unrounded data are displayed and have been used to calculate % recovery and RPD values.

LCS(D) - Laboratory Control Sample (Duplicate)

MS(D) - Matrix Spike (Duplicate)

DUP - Sample Duplicate

RPD - Relative Percent Difference

NC - Not Calculable.

SG - Silica Gel - Clean-Up

U - Indicates the compound was analyzed for, but not detected.

N-Nitrosodiphenylamine decomposes and cannot be separated from Diphenylamine using Method 8270. The result reported for each analyte is a combined concentration.

Pace Analytical is TNI accredited. Contact your Pace PM for the current list of accredited analytes.

TNI - The NELAC Institute.

BATCH QUALIFIERS

Batch: 335065

[M5] A matrix spike/matrix spike duplicate was not performed for this batch due to insufficient sample volume.

Batch: 335106

[M5] A matrix spike/matrix spike duplicate was not performed for this batch due to insufficient sample volume.

Batch: 335320

[M5] A matrix spike/matrix spike duplicate was not performed for this batch due to insufficient sample volume.

Batch: 335345

[M5] A matrix spike/matrix spike duplicate was not performed for this batch due to insufficient sample volume.

Batch: 335990

[1] An ICSA/ICSAB pair associated with this batch contained internal standard recoveries outside of control limits.

Batch: 336887

[M5] A matrix spike/matrix spike duplicate was not performed for this batch due to insufficient sample volume.

ANALYTE QUALIFIERS

1d	An ICSA/ICSAB pair associated with this batch contained internal standard recoveries outside of control limits.
2d	RPD is outside control limits due to sample non-homogeneity. JPK 6-11-16
3d	The continuing calibration blank for this compound is outside of client requested reporting limits. The results may be biased low. FRW 6-17-16
B	Analyte was detected in the associated method blank.
C0	Result confirmed by second analysis.

This report shall not be reproduced, except in full,
without the written consent of Pace Analytical Services, Inc..

Pace Analytical®
www.pacelabs.com

Pace Analytical Services, Inc.
Not NELAP Accredited
4860 Blazer Parkway
Dublin, OH 43017
(614)486-5421

Pace Analytical Services, Inc.
7726 Moller Road
Indianapolis, IN 46268
(317)228-3100

QUALIFIERS

Project: Bridgeton Landfill 2Q 2016 GW
Pace Project No.: 50146462

ANALYTE QUALIFIERS

CH	The continuing calibration for this compound is outside of Pace Analytical acceptance limits. The results may be biased high.
CU	The continuing calibration for this compound is outside of Pace Analytical acceptance limits. Analyte presence below reporting limits in associated samples. Results unaffected by high bias.
D3	Sample was diluted due to the presence of high levels of non-target analytes or other matrix interference.
D4	Sample was diluted due to the presence of high levels of target analytes.
E	Analyte concentration exceeded the calibration range. The reported result is estimated.
F1	The sample was analyzed at a dilution due to foaming of the sample in the purge vessel.
L3	Analyte recovery in the laboratory control sample (LCS) exceeded QC limits. Analyte presence below reporting limits in associated samples. Results unaffected by high bias.
L5	LCS recovery exceeded QC limits. Batch accepted based on matrix spike recovery within LCS limits.
M0	Matrix spike recovery and/or matrix spike duplicate recovery was outside laboratory control limits.
M3	Matrix spike recovery was outside laboratory control limits due to matrix interferences.
N2	The lab does not hold TNI accreditation for this parameter.
P6	Matrix spike recovery was outside laboratory control limits due to a parent sample concentration notably higher than the spike level.
P8	Analyte was detected in the method blank. All associated samples had concentrations of at least ten times greater than the blank or were below the reporting limit.
R1	RPD value was outside control limits.

This report shall not be reproduced, except in full,
without the written consent of Pace Analytical Services, Inc..

Pace Analytical®
www.pacelabs.com

Pace Analytical Services, Inc.
Not NELAP Accredited
4860 Blazer Parkway
Dublin, OH 43017
(614)486-5421

Pace Analytical Services, Inc.
7726 Moller Road
Indianapolis, IN 46268
(317)228-3100

QUALITY CONTROL DATA CROSS REFERENCE TABLE

Project: Bridgeton Landfill 2Q 2016 GW
Pace Project No.: 50146462

Lab ID	Sample ID	QC Batch Method	QC Batch	Analytical Method	Analytical Batch
50146462001	PZ-209-SD		336772		
50146462002	PZ-211-SD		336772		
50146462003	PZ-210-SD		336772		
50146462004	PZ-116-SS		336772		
50146462005	PZ-115-SS		336772		
50146462006	PZ-114-AS		336772		
50146462007	PZ-212-SD		336772		
50146462008	PZ-212-SS		336772		
50146462009	PZ-106-SD		336772		
50146462010	PZ-106-SS		336772		
50146462017	PZ-104-SD		336772		
50146462020	PZ-104-SS		336772		
50146462021	PZ-105-SS		336772		
50146462022	PZ-111-SD		336772		
50146462024	PZ-202-SS		336772		
50146462025	PZ-109-SS		336772		
50146462026	PZ-110-SS		336772		
50146462027	PZ-201A-SS		336772		
50146462028	LCS-5A		336772		
50146462029	LCS-6B		336772		
50146462030	PZ-107-SS		336772		
50146462031	PZ-101-SS		336772		
50146462032	PZ-102R-SS		336772		
50146462033	PZ-206-SS		336772		
50146462034	LR-100		336772		
50146462035	MW-1204		336772		
50146462036	MW-1204 DUP		336772		
50146462037	PZ-205-AS		336772		
50146462039	PZ-103-SS		336772		
50146462040	PZ-200-SS		336772		
50146462041	PZ-203-SS		336772		
50146462042	PZ-204A-SS		336772		
50146462043	PZ-100-SD		336772		
50146462044	PZ-100-SS		336772		
50146462045	PZ-205-SS		336772		
50146462046	PZ-209-SS		336772		
50146462047	PZ-211-SS		336772		
50146462048	PZ-104-KS		336772		
50146462049	PZ-210-SS		336772		
50146462001	PZ-209-SD	EPA 3510	335106	EPA 8082	335189
50146462002	PZ-211-SD	EPA 3510	335106	EPA 8082	335189
50146462003	PZ-210-SD	EPA 3510	335106	EPA 8082	335189
50146462017	PZ-104-SD	EPA 3510	335345	EPA 8082	335479
50146462018	PZ-104-SD Dup	EPA 3510	335345	EPA 8082	335479
50146462019	FB @ PZ-104-SS	EPA 3510	335345	EPA 8082	335479
50146462020	PZ-104-SS	EPA 3510	335345	EPA 8082	335479
50146462046	PZ-209-SS	EPA 3510	337397	EPA 8082	337724

This report shall not be reproduced, except in full,
without the written consent of Pace Analytical Services, Inc..

Pace Analytical®
www.pacelabs.com

Pace Analytical Services, Inc.
Not NELAP Accredited
4860 Blazer Parkway
Dublin, OH 43017
(614)486-5421

Pace Analytical Services, Inc.
7726 Moller Road
Indianapolis, IN 46268
(317)228-3100

QUALITY CONTROL DATA CROSS REFERENCE TABLE

Project: Bridgeton Landfill 2Q 2016 GW
Pace Project No.: 50146462

Lab ID	Sample ID	QC Batch Method	QC Batch	Analytical Method	Analytical Batch
50146462047	PZ-211-SS	EPA 3510	337397	EPA 8082	337724
50146462048	PZ-104-KS	EPA 3510	337397	EPA 8082	337724
50146462049	PZ-210-SS	EPA 3510	337397	EPA 8082	337724
50146462001	PZ-209-SD	EPA 9056	334935		
50146462002	PZ-211-SD	EPA 9056	334935		
50146462003	PZ-210-SD	EPA 9056	334935		
50146462004	PZ-116-SS	EPA 9056	334935		
50146462005	PZ-115-SS	EPA 9056	334935		
50146462006	PZ-114-AS	EPA 9056	334935		
50146462007	PZ-212-SD	EPA 9056	334935		
50146462008	PZ-212-SS	EPA 9056	334935		
50146462009	PZ-106-SD	EPA 9056	334935		
50146462010	PZ-106-SS	EPA 9056	334935		
50146462017	PZ-104-SD	EPA 9056	335087		
50146462018	PZ-104-SD Dup	EPA 9056	335087		
50146462019	FB @ PZ-104-SS	EPA 9056	335087		
50146462020	PZ-104-SS	EPA 9056	335087		
50146462021	PZ-105-SS	EPA 9056	335087		
50146462022	PZ-111-SD	EPA 9056	335087		
50146462024	PZ-202-SS	EPA 9056	335971		
50146462025	PZ-109-SS	EPA 9056	335971		
50146462026	PZ-110-SS	EPA 9056	335971		
50146462027	PZ-201A-SS	EPA 9056	335971		
50146462028	LCS-5A	EPA 9056	335971		
50146462030	PZ-107-SS	EPA 9056	335971		
50146462031	PZ-101-SS	EPA 9056	335971		
50146462032	PZ-102R-SS	EPA 9056	335971		
50146462033	PZ-206-SS	EPA 9056	335971		
50146462034	LR-100	EPA 9056	335971		
50146462035	MW-1204	EPA 9056	335971		
50146462036	MW-1204 DUP	EPA 9056	335971		
50146462037	PZ-205-AS	EPA 9056	335971		
50146462039	PZ-103-SS	EPA 9056	336410		
50146462040	PZ-200-SS	EPA 9056	336410		
50146462041	PZ-203-SS	EPA 9056	336410		
50146462042	PZ-204A-SS	EPA 9056	336410		
50146462043	PZ-100-SD	EPA 9056	336410		
50146462044	PZ-100-SS	EPA 9056	336410		
50146462045	PZ-205-SS	EPA 9056	336410		
50146462001	PZ-209-SD	EPA 3010	335209	EPA 6010	336274
50146462002	PZ-211-SD	EPA 3010	335209	EPA 6010	336274
50146462003	PZ-210-SD	EPA 3010	335209	EPA 6010	336274
50146462004	PZ-116-SS	EPA 3010	335209	EPA 6010	336274
50146462005	PZ-115-SS	EPA 3010	335209	EPA 6010	336274
50146462006	PZ-114-AS	EPA 3010	335209	EPA 6010	336274
50146462007	PZ-212-SD	EPA 3010	335209	EPA 6010	336274

This report shall not be reproduced, except in full,
without the written consent of Pace Analytical Services, Inc..

Pace Analytical®
www.pacelabs.com

Pace Analytical Services, Inc.
Not NELAP Accredited
4860 Blazer Parkway
Dublin, OH 43017
(614)486-5421

Pace Analytical Services, Inc.
7726 Moller Road
Indianapolis, IN 46268
(317)228-3100

QUALITY CONTROL DATA CROSS REFERENCE TABLE

Project: Bridgeton Landfill 2Q 2016 GW
Pace Project No.: 50146462

Lab ID	Sample ID	QC Batch Method	QC Batch	Analytical Method	Analytical Batch
50146462008	PZ-212-SS	EPA 3010	335209	EPA 6010	336274
50146462009	PZ-106-SD	EPA 3010	335209	EPA 6010	336274
50146462010	PZ-106-SS	EPA 3010	335209	EPA 6010	336274
50146462017	PZ-104-SD	EPA 3010	335209	EPA 6010	336274
50146462018	PZ-104-SD Dup	EPA 3010	335209	EPA 6010	336274
50146462019	FB @ PZ-104-SS	EPA 3010	335209	EPA 6010	336274
50146462020	PZ-104-SS	EPA 3010	335209	EPA 6010	336274
50146462021	PZ-105-SS	EPA 3010	335209	EPA 6010	336274
50146462022	PZ-111-SD	EPA 3010	336289	EPA 6010	336813
50146462024	PZ-202-SS	EPA 3010	336289	EPA 6010	336813
50146462025	PZ-109-SS	EPA 3010	336289	EPA 6010	336813
50146462026	PZ-110-SS	EPA 3010	336289	EPA 6010	336813
50146462027	PZ-201A-SS	EPA 3010	336289	EPA 6010	336813
50146462028	LCS-5A	EPA 3010	336289	EPA 6010	336813
50146462030	PZ-107-SS	EPA 3010	336289	EPA 6010	336813
50146462031	PZ-101-SS	EPA 3010	336289	EPA 6010	336813
50146462032	PZ-102R-SS	EPA 3010	336289	EPA 6010	336813
50146462033	PZ-206-SS	EPA 3010	336289	EPA 6010	336813
50146462034	LR-100	EPA 3010	336289	EPA 6010	336813
50146462035	MW-1204	EPA 3010	336289	EPA 6010	336813
50146462036	MW-1204 DUP	EPA 3010	336289	EPA 6010	336813
50146462037	PZ-205-AS	EPA 3010	336289	EPA 6010	336813
50146462039	PZ-103-SS	EPA 3010	336785	EPA 6010	337274
50146462040	PZ-200-SS	EPA 3010	336785	EPA 6010	337274
50146462041	PZ-203-SS	EPA 3010	336785	EPA 6010	337274
50146462041	PZ-203-SS	EPA 3010	337895	EPA 6010	338333
50146462042	PZ-204A-SS	EPA 3010	336785	EPA 6010	337274
50146462043	PZ-100-SD	EPA 3010	336785	EPA 6010	337274
50146462043	PZ-100-SD	EPA 3010	337895	EPA 6010	338333
50146462044	PZ-100-SS	EPA 3010	336785	EPA 6010	337274
50146462045	PZ-205-SS	EPA 3010	336785	EPA 6010	337274
50146462046	PZ-209-SS	EPA 3010	336785	EPA 6010	337274
50146462047	PZ-211-SS	EPA 3010	336785	EPA 6010	337274
50146462048	PZ-104-KS	EPA 3010	336785	EPA 6010	337274
50146462049	PZ-210-SS	EPA 3010	336785	EPA 6010	337274
50146462001	PZ-209-SD	EPA 200.2	335046	EPA 6020	335486
50146462002	PZ-211-SD	EPA 200.2	335046	EPA 6020	335486
50146462003	PZ-210-SD	EPA 200.2	335046	EPA 6020	335486
50146462004	PZ-116-SS	EPA 200.2	335046	EPA 6020	335486
50146462005	PZ-115-SS	EPA 200.2	335046	EPA 6020	335486
50146462006	PZ-114-AS	EPA 200.2	335046	EPA 6020	335486
50146462007	PZ-212-SD	EPA 200.2	335046	EPA 6020	335486
50146462008	PZ-212-SS	EPA 200.2	335046	EPA 6020	335486
50146462009	PZ-106-SD	EPA 200.2	335046	EPA 6020	335486
50146462010	PZ-106-SS	EPA 200.2	335046	EPA 6020	335486

This report shall not be reproduced, except in full,
without the written consent of Pace Analytical Services, Inc..

Pace Analytical
www.pacelabs.com

Pace Analytical Services, Inc.
Not NELAP Accredited
4860 Blazer Parkway
Dublin, OH 43017
(614)486-5421

Pace Analytical Services, Inc.
7726 Moller Road
Indianapolis, IN 46268
(317)228-3100

QUALITY CONTROL DATA CROSS REFERENCE TABLE

Project: Bridgeton Landfill 2Q 2016 GW
Pace Project No.: 50146462

Lab ID	Sample ID	QC Batch Method	QC Batch	Analytical Method	Analytical Batch
50146462017	PZ-104-SD	EPA 200.2	335046	EPA 6020	335486
50146462018	PZ-104-SD Dup	EPA 200.2	335046	EPA 6020	335486
50146462019	FB @ PZ-104-SS	EPA 200.2	335046	EPA 6020	335486
50146462020	PZ-104-SS	EPA 200.2	335046	EPA 6020	335486
50146462021	PZ-105-SS	EPA 200.2	335046	EPA 6020	335486
50146462022	PZ-111-SD	EPA 200.2	335565	EPA 6020	335990
50146462024	PZ-202-SS	EPA 200.2	336075	EPA 6020	336237
50146462025	PZ-109-SS	EPA 200.2	336075	EPA 6020	336237
50146462026	PZ-110-SS	EPA 200.2	336075	EPA 6020	336237
50146462027	PZ-201A-SS	EPA 200.2	336075	EPA 6020	336237
50146462028	LCS-5A	EPA 200.2	336075	EPA 6020	336237
50146462030	PZ-107-SS	EPA 200.2	336075	EPA 6020	336237
50146462031	PZ-101-SS	EPA 200.2	336075	EPA 6020	336237
50146462032	PZ-102R-SS	EPA 200.2	336075	EPA 6020	336237
50146462033	PZ-206-SS	EPA 200.2	336075	EPA 6020	336237
50146462034	LR-100	EPA 200.2	336075	EPA 6020	336237
50146462035	MW-1204	EPA 200.2	336075	EPA 6020	336237
50146462036	MW-1204 DUP	EPA 200.2	336075	EPA 6020	336237
50146462037	PZ-205-AS	EPA 200.2	336075	EPA 6020	336237
50146462039	PZ-103-SS	EPA 200.2	336737	EPA 6020	337026
50146462040	PZ-200-SS	EPA 200.2	336737	EPA 6020	337026
50146462041	PZ-203-SS	EPA 200.2	336737	EPA 6020	337026
50146462042	PZ-204A-SS	EPA 200.2	336737	EPA 6020	337026
50146462043	PZ-100-SD	EPA 200.2	336737	EPA 6020	337026
50146462044	PZ-100-SS	EPA 200.2	336737	EPA 6020	337026
50146462045	PZ-205-SS	EPA 200.2	336737	EPA 6020	337026
50146462046	PZ-209-SS	EPA 200.2	336737	EPA 6020	337026
50146462047	PZ-211-SS	EPA 200.2	336737	EPA 6020	337026
50146462048	PZ-104-KS	EPA 200.2	336737	EPA 6020	337026
50146462049	PZ-210-SS	EPA 200.2	336737	EPA 6020	337026
50146462001	PZ-209-SD	EPA 7470	336819	EPA 7470	337823
50146462002	PZ-211-SD	EPA 7470	336819	EPA 7470	337823
50146462003	PZ-210-SD	EPA 7470	336819	EPA 7470	337823
50146462004	PZ-116-SS	EPA 7470	336819	EPA 7470	337823
50146462005	PZ-115-SS	EPA 7470	336819	EPA 7470	337823
50146462006	PZ-114-AS	EPA 7470	336819	EPA 7470	337823
50146462007	PZ-212-SD	EPA 7470	336819	EPA 7470	337823
50146462008	PZ-212-SS	EPA 7470	336819	EPA 7470	337823
50146462009	PZ-106-SD	EPA 7470	336819	EPA 7470	337823
50146462010	PZ-106-SS	EPA 7470	336819	EPA 7470	337823
50146462017	PZ-104-SD	EPA 7470	337078	EPA 7470	337827
50146462018	PZ-104-SD Dup	EPA 7470	337078	EPA 7470	337827
50146462019	FB @ PZ-104-SS	EPA 7470	337078	EPA 7470	337827
50146462020	PZ-104-SS	EPA 7470	337078	EPA 7470	337827
50146462021	PZ-105-SS	EPA 7470	337078	EPA 7470	337827
50146462022	PZ-111-SD	EPA 7470	337078	EPA 7470	337827

This report shall not be reproduced, except in full,
without the written consent of Pace Analytical Services, Inc..

Pace Analytical®
www.pacelabs.com

Pace Analytical Services, Inc.
Not NELAP Accredited
4860 Blazer Parkway
Dublin, OH 43017
(614)486-5421

Pace Analytical Services, Inc.
7726 Moller Road
Indianapolis, IN 46268
(317)228-3100

QUALITY CONTROL DATA CROSS REFERENCE TABLE

Project: Bridgeton Landfill 2Q 2016 GW
Pace Project No.: 50146462

Lab ID	Sample ID	QC Batch Method	QC Batch	Analytical Method	Analytical Batch
50146462024	PZ-202-SS	EPA 7470	337078	EPA 7470	337827
50146462025	PZ-109-SS	EPA 7470	337078	EPA 7470	337827
50146462026	PZ-110-SS	EPA 7470	337078	EPA 7470	337827
50146462027	PZ-201A-SS	EPA 7470	337078	EPA 7470	337827
50146462028	LCS-5A	EPA 7470	337078	EPA 7470	337827
50146462030	PZ-107-SS	EPA 7470	337078	EPA 7470	337827
50146462031	PZ-101-SS	EPA 7470	337078	EPA 7470	337827
50146462032	PZ-102R-SS	EPA 7470	337078	EPA 7470	337827
50146462033	PZ-206-SS	EPA 7470	337078	EPA 7470	337827
50146462034	LR-100	EPA 7470	337079	EPA 7470	337665
50146462035	MW-1204	EPA 7470	337079	EPA 7470	337665
50146462036	MW-1204 DUP	EPA 7470	337079	EPA 7470	337665
50146462037	PZ-205-AS	EPA 7470	337079	EPA 7470	337665
50146462039	PZ-103-SS	EPA 7470	337079	EPA 7470	337665
50146462040	PZ-200-SS	EPA 7470	337079	EPA 7470	337665
50146462041	PZ-203-SS	EPA 7470	337079	EPA 7470	337665
50146462042	PZ-204A-SS	EPA 7470	337079	EPA 7470	337665
50146462043	PZ-100-SD	EPA 7470	337079	EPA 7470	337665
50146462044	PZ-100-SS	EPA 7470	337079	EPA 7470	337665
50146462045	PZ-205-SS	EPA 7470	337079	EPA 7470	337665
50146462001	PZ-209-SD	EPA 3510	335065	EPA 8270	335200
50146462002	PZ-211-SD	EPA 3510	335065	EPA 8270	335200
50146462003	PZ-210-SD	EPA 3510	335065	EPA 8270	335200
50146462017	PZ-104-SD	EPA 3510	335320	EPA 8270	335673
50146462018	PZ-104-SD Dup	EPA 3510	335320	EPA 8270	335673
50146462019	FB @ PZ-104-SS	EPA 3510	335320	EPA 8270	335673
50146462020	PZ-104-SS	EPA 3510	335320	EPA 8270	335673
50146462046	PZ-209-SS	EPA 3510	336887	EPA 8270	337188
50146462047	PZ-211-SS	EPA 3510	336887	EPA 8270	337188
50146462048	PZ-104-KS	EPA 3510	336887	EPA 8270	337188
50146462049	PZ-210-SS	EPA 3510	336887	EPA 8270	337188
50146462001	PZ-209-SD	EPA 8260	336248		
50146462002	PZ-211-SD	EPA 8260	336798		
50146462003	PZ-210-SD	EPA 8260	336248		
50146462004	PZ-116-SS	EPA 8260	336798		
50146462005	PZ-115-SS	EPA 8260	336798		
50146462006	PZ-114-AS	EPA 8260	336798		
50146462007	PZ-212-SD	EPA 8260	336798		
50146462008	PZ-212-SS	EPA 8260	337048		
50146462009	PZ-106-SD	EPA 8260	337048		
50146462010	PZ-106-SS	EPA 8260	337048		
50146462011	TRIP BLANK	EPA 8260	337048		
50146462017	PZ-104-SD	EPA 8260	337048		
50146462018	PZ-104-SD Dup	EPA 8260	337491		

REPORT OF LABORATORY ANALYSIS

This report shall not be reproduced, except in full,
without the written consent of Pace Analytical Services, Inc..

Pace Analytical Services, Inc.
Not NELAP Accredited
4860 Blazer Parkway
Dublin, OH 43017
(614)486-5421

Pace Analytical Services, Inc.
7726 Moller Road
Indianapolis, IN 46268
(317)228-3100

QUALITY CONTROL DATA CROSS REFERENCE TABLE

Project: Bridgeton Landfill 2Q 2016 GW
Pace Project No.: 50146462

Lab ID	Sample ID	QC Batch Method	QC Batch	Analytical Method	Analytical Batch
50146462019	FB @ PZ-104-SS	EPA 8260	337322		
50146462020	PZ-104-SS	EPA 8260	337491		
50146462021	PZ-105-SS	EPA 8260	337317		
50146462022	PZ-111-SD	EPA 8260	337317		
50146462023	Trip Blank	EPA 8260	337317		
50146462024	PZ-202-SS	EPA 8260	337587		
50146462025	PZ-109-SS	EPA 8260	337587		
50146462026	PZ-110-SS	EPA 8260	337587		
50146462027	PZ-201A-SS	EPA 8260	337587		
50146462028	LCS-5A	EPA 8260	337587		
50146462029	LCS-6B	EPA 8260	337587		
50146462030	PZ-107-SS	EPA 8260	337587		
50146462031	PZ-101-SS	EPA 8260	337588		
50146462032	PZ-102R-SS	EPA 8260	337588		
50146462033	PZ-206-SS	EPA 8260	337588		
50146462034	LR-100	EPA 8260	337588		
50146462035	MW-1204	EPA 8260	337588		
50146462036	MW-1204 DUP	EPA 8260	337588		
50146462037	PZ-205-AS	EPA 8260	337588		
50146462038	TRIP BLANK	EPA 8260	337588		
50146462039	PZ-103-SS	EPA 8260	338066		
50146462040	PZ-200-SS	EPA 8260	338066		
50146462041	PZ-203-SS	EPA 8260	338066		
50146462042	PZ-204A-SS	EPA 8260	338066		
50146462043	PZ-100-SD	EPA 8260	338297		
50146462044	PZ-100-SS	EPA 8260	338297		
50146462045	PZ-205-SS	EPA 8260	338297		
50146462046	PZ-209-SS	EPA 8260	338297		
50146462047	PZ-211-SS	EPA 8260	338297		
50146462048	PZ-104-KS	EPA 8260	338463		
50146462049	PZ-210-SS	EPA 8260	338297		
50146462050	TRIP BLANK	EPA 8260	338297		
50146462001	PZ-209-SD	SM 2540C	335239		
50146462002	PZ-211-SD	SM 2540C	335239		
50146462003	PZ-210-SD	SM 2540C	335239		
50146462004	PZ-116-SS	SM 2540C	335239		
50146462005	PZ-115-SS	SM 2540C	335239		
50146462006	PZ-114-AS	SM 2540C	335239		
50146462007	PZ-212-SD	SM 2540C	335574		
50146462008	PZ-212-SS	SM 2540C	335574		
50146462009	PZ-106-SD	SM 2540C	335574		
50146462010	PZ-106-SS	SM 2540C	335574		
50146462017	PZ-104-SD	SM 2540C	335801		

REPORT OF LABORATORY ANALYSIS

This report shall not be reproduced, except in full,
without the written consent of Pace Analytical Services, Inc..

Pace Analytical®
www.pacelabs.com

Pace Analytical Services, Inc.
Not NELAP Accredited
4860 Blazer Parkway
Dublin, OH 43017
(614)486-5421

Pace Analytical Services, Inc.
7726 Moller Road
Indianapolis, IN 46268
(317)228-3100

QUALITY CONTROL DATA CROSS REFERENCE TABLE

Project: Bridgeton Landfill 2Q 2016 GW
Pace Project No.: 50146462

Lab ID	Sample ID	QC Batch Method	QC Batch	Analytical Method	Analytical Batch
50146462018	PZ-104-SD Dup	SM 2540C	335801		
50146462019	FB @ PZ-104-SS	SM 2540C	335801		
50146462020	PZ-104-SS	SM 2540C	335801		
50146462021	PZ-105-SS	SM 2540C	335801		
50146462022	PZ-111-SD	SM 2540C	335801		
50146462024	PZ-202-SS	SM 2540C	336088		
50146462025	PZ-109-SS	SM 2540C	336088		
50146462026	PZ-110-SS	SM 2540C	336088		
50146462027	PZ-201A-SS	SM 2540C	336088		
50146462028	LCS-5A	SM 2540C	336088		
50146462030	PZ-107-SS	SM 2540C	336371		
50146462031	PZ-101-SS	SM 2540C	336371		
50146462032	PZ-102R-SS	SM 2540C	336371		
50146462033	PZ-206-SS	SM 2540C	336371		
50146462034	LR-100	SM 2540C	336371		
50146462035	MW-1204	SM 2540C	336371		
50146462036	MW-1204 DUP	SM 2540C	336371		
50146462037	PZ-205-AS	SM 2540C	336371		
50146462039	PZ-103-SS	SM 2540C	336371		
50146462040	PZ-200-SS	SM 2540C	336371		
50146462041	PZ-203-SS	SM 2540C	336371		
50146462042	PZ-204A-SS	SM 2540C	336371		
50146462043	PZ-100-SD	SM 2540C	336371		
50146462044	PZ-100-SS	SM 2540C	336371		
50146462045	PZ-205-SS	SM 2540C	336371		
50146462001	PZ-209-SD	EPA 410.4	337097	EPA 410.4	337249
50146462002	PZ-211-SD	EPA 410.4	337097	EPA 410.4	337249
50146462003	PZ-210-SD	EPA 410.4	337097	EPA 410.4	337249
50146462004	PZ-116-SS	EPA 410.4	337097	EPA 410.4	337249
50146462005	PZ-115-SS	EPA 410.4	337097	EPA 410.4	337249
50146462006	PZ-114-AS	EPA 410.4	337097	EPA 410.4	337249
50146462007	PZ-212-SD	EPA 410.4	337097	EPA 410.4	337249
50146462008	PZ-212-SS	EPA 410.4	337097	EPA 410.4	337249
50146462009	PZ-106-SD	EPA 410.4	337413	EPA 410.4	337427
50146462010	PZ-106-SS	EPA 410.4	337097	EPA 410.4	337249
50146462017	PZ-104-SD	EPA 410.4	337413	EPA 410.4	337427
50146462018	PZ-104-SD Dup	EPA 410.4	337413	EPA 410.4	337427
50146462019	FB @ PZ-104-SS	EPA 410.4	337122	EPA 410.4	337258
50146462020	PZ-104-SS	EPA 410.4	337122	EPA 410.4	337258
50146462021	PZ-105-SS	EPA 410.4	337122	EPA 410.4	337258
50146462022	PZ-111-SD	EPA 410.4	337122	EPA 410.4	337258
50146462024	PZ-202-SS	EPA 410.4	337513	EPA 410.4	337517
50146462025	PZ-109-SS	EPA 410.4	337381	EPA 410.4	337447
50146462026	PZ-110-SS	EPA 410.4	337381	EPA 410.4	337447

REPORT OF LABORATORY ANALYSIS

This report shall not be reproduced, except in full,
without the written consent of Pace Analytical Services, Inc..

Pace Analytical®
www.pacelabs.com

Pace Analytical Services, Inc.
Not NELAP Accredited
4860 Blazer Parkway
Dublin, OH 43017
(614)486-5421

Pace Analytical Services, Inc.
7726 Moller Road
Indianapolis, IN 46268
(317)228-3100

QUALITY CONTROL DATA CROSS REFERENCE TABLE

Project: Bridgeton Landfill 2Q 2016 GW
Pace Project No.: 50146462

Lab ID	Sample ID	QC Batch Method	QC Batch	Analytical Method	Analytical Batch
50146462027	PZ-201A-SS	EPA 410.4	337381	EPA 410.4	337447
50146462028	LCS-5A	EPA 410.4	337513	EPA 410.4	337517
50146462030	PZ-107-SS	EPA 410.4	337381	EPA 410.4	337447
50146462031	PZ-101-SS	EPA 410.4	337381	EPA 410.4	337447
50146462032	PZ-102R-SS	EPA 410.4	337381	EPA 410.4	337447
50146462033	PZ-206-SS	EPA 410.4	337381	EPA 410.4	337447
50146462034	LR-100	EPA 410.4	337381	EPA 410.4	337447
50146462035	MW-1204	EPA 410.4	337513	EPA 410.4	337517
50146462036	MW-1204 DUP	EPA 410.4	337513	EPA 410.4	337517
50146462037	PZ-205-AS	EPA 410.4	337513	EPA 410.4	337517
50146462039	PZ-103-SS	EPA 410.4	337381	EPA 410.4	337447
50146462040	PZ-200-SS	EPA 410.4	337381	EPA 410.4	337447
50146462041	PZ-203-SS	EPA 410.4	337381	EPA 410.4	337447
50146462042	PZ-204A-SS	EPA 410.4	337513	EPA 410.4	337517
50146462043	PZ-100-SD	EPA 410.4	337381	EPA 410.4	337447
50146462044	PZ-100-SS	EPA 410.4	337381	EPA 410.4	337447
50146462045	PZ-205-SS	EPA 410.4	337381	EPA 410.4	337447
50146462001	PZ-209-SD	SM 4500-S2-D	334817		
50146462002	PZ-211-SD	SM 4500-S2-D	334817		
50146462003	PZ-210-SD	SM 4500-S2-D	334817		
50146462017	PZ-104-SD	SM 4500-S2-D	335874		
50146462018	PZ-104-SD Dup	SM 4500-S2-D	335874		
50146462019	FB @ PZ-104-SS	SM 4500-S2-D	335874		
50146462020	PZ-104-SS	SM 4500-S2-D	335874		
50146462046	PZ-209-SS	SM 4500-S2-D	336610		
50146462047	PZ-211-SS	SM 4500-S2-D	336610		
50146462048	PZ-104-KS	SM 4500-S2-D	336610		
50146462049	PZ-210-SS	SM 4500-S2-D	336610		
50146462001	PZ-209-SD	EPA 353.2	335603		
50146462002	PZ-211-SD	EPA 353.2	335603		
50146462003	PZ-210-SD	EPA 353.2	335603		
50146462004	PZ-116-SS	EPA 353.2	335603		
50146462005	PZ-115-SS	EPA 353.2	335603		
50146462006	PZ-114-AS	EPA 353.2	335603		
50146462007	PZ-212-SD	EPA 353.2	335603		
50146462008	PZ-212-SS	EPA 353.2	335603		
50146462009	PZ-106-SD	EPA 353.2	335603		
50146462010	PZ-106-SS	EPA 353.2	335603		
50146462017	PZ-104-SD	EPA 353.2	335605		
50146462018	PZ-104-SD Dup	EPA 353.2	335605		
50146462019	FB @ PZ-104-SS	EPA 353.2	335605		
50146462020	PZ-104-SS	EPA 353.2	335605		
50146462021	PZ-105-SS	EPA 353.2	335605		

REPORT OF LABORATORY ANALYSIS

This report shall not be reproduced, except in full,
without the written consent of Pace Analytical Services, Inc..

Pace Analytical Services, Inc.
Not NELAP Accredited
4860 Blazer Parkway
Dublin, OH 43017
(614)486-5421

Pace Analytical Services, Inc.
7726 Moller Road
Indianapolis, IN 46268
(317)228-3100

QUALITY CONTROL DATA CROSS REFERENCE TABLE

Project: Bridgeton Landfill 2Q 2016 GW
Pace Project No.: 50146462

Lab ID	Sample ID	QC Batch Method	QC Batch	Analytical Method	Analytical Batch
50146462022	PZ-111-SD	EPA 353.2	335606		
50146462024	PZ-202-SS	EPA 353.2	336416		
50146462025	PZ-109-SS	EPA 353.2	336416		
50146462026	PZ-110-SS	EPA 353.2	336416		
50146462027	PZ-201A-SS	EPA 353.2	336416		
50146462028	LCS-5A	EPA 353.2	336416		
50146462030	PZ-107-SS	EPA 353.2	336416		
50146462031	PZ-101-SS	EPA 353.2	336416		
50146462032	PZ-102R-SS	EPA 353.2	336416		
50146462033	PZ-206-SS	EPA 353.2	336416		
50146462034	LR-100	EPA 353.2	336416		
50146462035	MW-1204	EPA 353.2	336416		
50146462036	MW-1204 DUP	EPA 353.2	336417		
50146462037	PZ-205-AS	EPA 353.2	336417		
50146462039	PZ-103-SS	EPA 353.2	336419		
50146462040	PZ-200-SS	EPA 353.2	336419		
50146462041	PZ-203-SS	EPA 353.2	336419		
50146462042	PZ-204A-SS	EPA 353.2	336419		
50146462043	PZ-100-SD	EPA 353.2	336419		
50146462044	PZ-100-SS	EPA 353.2	336419		
50146462045	PZ-205-SS	EPA 353.2	336419		
50146462001	PZ-209-SD	EPA 365.1	336578	EPA 365.1	336629
50146462002	PZ-211-SD	EPA 365.1	336578	EPA 365.1	336629
50146462003	PZ-210-SD	EPA 365.1	336578	EPA 365.1	336629
50146462004	PZ-116-SS	EPA 365.1	336578	EPA 365.1	336629
50146462005	PZ-115-SS	EPA 365.1	336578	EPA 365.1	336629
50146462006	PZ-114-AS	EPA 365.1	336578	EPA 365.1	336629
50146462007	PZ-212-SD	EPA 365.1	336578	EPA 365.1	336629
50146462008	PZ-212-SS	EPA 365.1	336578	EPA 365.1	336629
50146462009	PZ-106-SD	EPA 365.1	338825	EPA 365.1	339108
50146462010	PZ-106-SS	EPA 365.1	336578	EPA 365.1	336629
50146462017	PZ-104-SD	EPA 365.1	338825	EPA 365.1	339108
50146462018	PZ-104-SD Dup	EPA 365.1	338825	EPA 365.1	339108
50146462019	FB @ PZ-104-SS	EPA 365.1	336578	EPA 365.1	336629
50146462020	PZ-104-SS	EPA 365.1	336578	EPA 365.1	336629
50146462021	PZ-105-SS	EPA 365.1	336578	EPA 365.1	336629
50146462022	PZ-111-SD	EPA 365.1	336902	EPA 365.1	336985
50146462024	PZ-202-SS	EPA 365.1	337185	EPA 365.1	337399
50146462025	PZ-109-SS	EPA 365.1	337185	EPA 365.1	337399
50146462026	PZ-110-SS	EPA 365.1	337185	EPA 365.1	337399
50146462027	PZ-201A-SS	EPA 365.1	337185	EPA 365.1	337399
50146462028	LCS-5A	EPA 365.1	337185	EPA 365.1	337399
50146462030	PZ-107-SS	EPA 365.1	337185	EPA 365.1	337399
50146462031	PZ-101-SS	EPA 365.1	337185	EPA 365.1	337399

This report shall not be reproduced, except in full,
without the written consent of Pace Analytical Services, Inc..

Pace Analytical®
www.pacelabs.com

Pace Analytical Services, Inc.
Not NELAP Accredited
4860 Blazer Parkway
Dublin, OH 43017
(614)486-5421

Pace Analytical Services, Inc.
7726 Moller Road
Indianapolis, IN 46268
(317)228-3100

QUALITY CONTROL DATA CROSS REFERENCE TABLE

Project: Bridgeton Landfill 2Q 2016 GW
Pace Project No.: 50146462

Lab ID	Sample ID	QC Batch Method	QC Batch	Analytical Method	Analytical Batch
50146462032	PZ-102R-SS	EPA 365.1	337662	EPA 365.1	337709
50146462033	PZ-206-SS	EPA 365.1	337662	EPA 365.1	337709
50146462034	LR-100	EPA 365.1	337662	EPA 365.1	337709
50146462035	MW-1204	EPA 365.1	337662	EPA 365.1	337709
50146462036	MW-1204 DUP	EPA 365.1	337662	EPA 365.1	337709
50146462037	PZ-205-AS	EPA 365.1	337662	EPA 365.1	337709
50146462039	PZ-103-SS	EPA 365.1	337664	EPA 365.1	337793
50146462040	PZ-200-SS	EPA 365.1	337664	EPA 365.1	337793
50146462041	PZ-203-SS	EPA 365.1	337664	EPA 365.1	337793
50146462042	PZ-204A-SS	EPA 365.1	337664	EPA 365.1	337793
50146462043	PZ-100-SD	EPA 365.1	337664	EPA 365.1	337793
50146462044	PZ-100-SS	EPA 365.1	337664	EPA 365.1	337793
50146462045	PZ-205-SS	EPA 365.1	337664	EPA 365.1	337793
50146462001	PZ-209-SD	SM 4500-NH3 G	336986		
50146462002	PZ-211-SD	SM 4500-NH3 G	336986		
50146462003	PZ-210-SD	SM 4500-NH3 G	336986		
50146462004	PZ-116-SS	SM 4500-NH3 G	336986		
50146462005	PZ-115-SS	SM 4500-NH3 G	336986		
50146462006	PZ-114-AS	SM 4500-NH3 G	336986		
50146462007	PZ-212-SD	SM 4500-NH3 G	336986		
50146462008	PZ-212-SS	SM 4500-NH3 G	336986		
50146462009	PZ-106-SD	SM 4500-NH3 G	336986		
50146462010	PZ-106-SS	SM 4500-NH3 G	336986		
50146462017	PZ-104-SD	SM 4500-NH3 G	336986		
50146462018	PZ-104-SD Dup	SM 4500-NH3 G	336986		
50146462019	FB @ PZ-104-SS	SM 4500-NH3 G	336986		
50146462020	PZ-104-SS	SM 4500-NH3 G	336986		
50146462021	PZ-105-SS	SM 4500-NH3 G	336986		
50146462022	PZ-111-SD	SM 4500-NH3 G	337011		
50146462024	PZ-202-SS	SM 4500-NH3 G	337182		
50146462025	PZ-109-SS	SM 4500-NH3 G	337182		
50146462026	PZ-110-SS	SM 4500-NH3 G	337182		
50146462027	PZ-201A-SS	SM 4500-NH3 G	337182		
50146462030	PZ-107-SS	SM 4500-NH3 G	337182		
50146462031	PZ-101-SS	SM 4500-NH3 G	337182		
50146462032	PZ-102R-SS	SM 4500-NH3 G	337182		
50146462033	PZ-206-SS	SM 4500-NH3 G	337182		
50146462034	LR-100	SM 4500-NH3 G	337182		
50146462037	PZ-205-AS	SM 4500-NH3 G	337182		
50146462039	PZ-103-SS	SM 4500-NH3 G	337182		
50146462040	PZ-200-SS	SM 4500-NH3 G	337182		
50146462041	PZ-203-SS	SM 4500-NH3 G	337182		
50146462042	PZ-204A-SS	SM 4500-NH3 G	337182		
50146462043	PZ-100-SD	SM 4500-NH3 G	337182		
50146462044	PZ-100-SS	SM 4500-NH3 G	337182		
50146462045	PZ-205-SS	SM 4500-NH3 G	337182		

REPORT OF LABORATORY ANALYSIS

This report shall not be reproduced, except in full,
without the written consent of Pace Analytical Services, Inc..

Pace Analytical®
www.pacelabs.com

Pace Analytical Services, Inc.
Not NELAP Accredited
4860 Blazer Parkway
Dublin, OH 43017
(614)486-5421

Pace Analytical Services, Inc.
7726 Moller Road
Indianapolis, IN 46268
(317)228-3100

QUALITY CONTROL DATA CROSS REFERENCE TABLE

Project: Bridgeton Landfill 2Q 2016 GW
Pace Project No.: 50146462

Lab ID	Sample ID	QC Batch Method	QC Batch	Analytical Method	Analytical Batch
50146462028	LCS-5A	SM 4500-NH3 B	338329	SM 4500-NH3 G	338383
50146462035	MW-1204	SM 4500-NH3 B	337740	SM 4500-NH3 G	337922
50146462035	MW-1204	SM 4500-NH3 B	339570	SM 4500-NH3 G	339644
50146462036	MW-1204 DUP	SM 4500-NH3 B	337740	SM 4500-NH3 G	337922
50146462036	MW-1204 DUP	SM 4500-NH3 B	339570	SM 4500-NH3 G	339644
50146462001	PZ-209-SD	SM 5310C	337679		
50146462002	PZ-211-SD	SM 5310C	336374		
50146462003	PZ-210-SD	SM 5310C	336374		
50146462004	PZ-116-SS	SM 5310C	336374		
50146462005	PZ-115-SS	SM 5310C	336374		
50146462006	PZ-114-AS	SM 5310C	336374		
50146462007	PZ-212-SD	SM 5310C	336461		
50146462008	PZ-212-SS	SM 5310C	336461		
50146462009	PZ-106-SD	SM 5310C	336461		
50146462010	PZ-106-SS	SM 5310C	336461		
50146462017	PZ-104-SD	SM 5310C	336461		
50146462018	PZ-104-SD Dup	SM 5310C	336461		
50146462019	FB @ PZ-104-SS	SM 5310C	336461		
50146462020	PZ-104-SS	SM 5310C	336461		
50146462021	PZ-105-SS	SM 5310C	336461		
50146462022	PZ-111-SD	SM 5310C	336461		
50146462024	PZ-202-SS	SM 5310C	336461		
50146462025	PZ-109-SS	SM 5310C	337679		
50146462026	PZ-110-SS	SM 5310C	337679		
50146462027	PZ-201A-SS	SM 5310C	337679		
50146462028	LCS-5A	SM 5310C	336461		
50146462030	PZ-107-SS	SM 5310C	337679		
50146462031	PZ-101-SS	SM 5310C	337679		
50146462032	PZ-102R-SS	SM 5310C	337679		
50146462033	PZ-206-SS	SM 5310C	337679		
50146462034	LR-100	SM 5310C	337679		
50146462035	MW-1204	SM 5310C	337679		
50146462036	MW-1204 DUP	SM 5310C	337679		
50146462037	PZ-205-AS	SM 5310C	337679		
50146462039	PZ-103-SS	SM 5310C	337679		
50146462040	PZ-200-SS	SM 5310C	337679		
50146462041	PZ-203-SS	SM 5310C	337679		
50146462042	PZ-204A-SS	SM 5310C	337679		
50146462043	PZ-100-SD	SM 5310C	337679		
50146462044	PZ-100-SS	SM 5310C	337679		
50146462045	PZ-205-SS	SM 5310C	337679		

This report shall not be reproduced, except in full,
without the written consent of Pace Analytical Services, Inc..

Pace Analytical

CHAIN-OF-CUSTODY / Analytical Request Document

The Chain-of-Custody is a LEGAL DOCUMENT. All relevant fields must be completed accurately.

Section A
Required Client Information:

Company:	Republic Services - Missouri Landfills
Address:	3405 Hollenberg Drive
	Bridgeton, MO 63044
Email:	jwilkinson@feezorengineering.com
Phone:	(638)578-8635 Fax:
Requested Due Date:	

Section B
Required Project Information:

Report To:	Jon Wilkinson
Copy To:	
Purchase Order #:	
Project Name:	Bridgeton Landfill 2Q 2016 GW
Project #:	Appendix I Parameters

Section C
Invoice Information:

Attention:	
Company Name:	
Address:	
Pace Quote:	
Pace Project Manager:	chris.boyle@pacelabs.com,
Pace Profile #:	4762 / 1

Page : 1 Of 1

CAB

Regulatory Agency

State / Location: MO

ITEM #	SAMPLE ID (One Character per box. (A-Z, 0-9 / , -) Sample Ids must be unique)	MATRIX CODE (see valid codes to left)	SAMPLE TYPE (G=GRAB C=COMP)	COLLECTED START DATE	COLLECTED START TIME	COLLECTED END DATE	COLLECTED END TIME	SAMPLE TEMP AT COLLECTION °C	# OF CONTAINERS	Unpreserved	H2SO4	HNO3	HCl	NaOH	Na2S2O3	Methanol	Other	Analyses Test Y/N	8260 Full List	Ammonia, NO3/NO2, Phos	TOC, COD	Chloride, fluoride, sulfate, TDS	Metals, Mercury, Hardness	Sulfide	PCB 1221	Select 8270 SVOC	Residual Chlorine (Y/N)	50146462
1	PZ-209-SD	WT	G	6/1/16	0932			16	12	5	2	1	3	1					X	X	X	X	X	X	X	X		001
2	PZ-211-SD				1130			16	12	5	2	1	3	1					X	X	X	X	X	X	X	X		002
3	PZ-210-SD				1411			18	12	5	2	1	3	1					X	X	X	X	X	X	X	X		003
4	PZ-116-SS				1602			24	7	1	2	1	3						X	X	X	X	X					004
5	PZ-115-SS				1736			17	7	1	2	1	3						X	X	X	X	X					005
6	PZ-114-AS			6/1/16	1816			17	7	1	2	1	3						X	X	X	X	X					006
7	PZ-212-SD			6/2/16	0919			16	7	1	2	1	3						X	X	X	X	X					007
8	PZ-212-SS				1054			16	7	1	2	1	3						X	X	X	X	X					008
9	PZ-106-SD				1420			24	7	1	2	1	3						X	X	X	X	X					009
10	PZ-106-SS				1546			23	7	1	2	1	3						X	X	X	X	X					010
11				6/2/16	N/A			NA	3				3						X									011
12																												

ADDITIONAL COMMENTS	RELINQUISHED BY / AFFILIATION	DATE	TIME	ACCEPTED BY / AFFILIATION	DATE	TIME	SAMPLE CONDITIONS			
	[signature] / FEI	6/2/16	1750	Fedex	6/2/16	1750				
	FEDEX			[signature]	6/3/16	0915	2.4	Y	Y	Y
							TEMP in C	Received on Ice (Y/N)	Custody Sealed Cooler (Y/N)	Samples Intact (Y/N)

SAMPLER NAME AND SIGNATURE

PRINT Name of SAMPLER: Jonathan Wilkinson

SIGNATURE of SAMPLER: [signature]

DATE Signed: 6/2/2016

Pace Analytical
www.pacelabs.com

CHAIN-OF-CUSTODY / Analytical Request Document

The Chain-of-Custody is a LEGAL DOCUMENT. All relevant fields must be completed accurately.

Page : 1 Of 1

Section A Required Client Information:		Section B Required Project Information:		Section C Invoice Information:	
Company:	Republic Services - Missouri Landfills	Report To:	Jon Wilkinson	Attention:	
Address:	3405 Hollenberg Drive	Copy To:		Company Name:	
Bridgeton, MO 63044				Address:	
Email:	jwilkinson@feezorengineering.com	Purchase Order #:		Pace Quote:	
Phone:	(636)578-8635 Fax	Project Name:	Bridgeton Landfill 2Q 2016 GW	Pace Project Manager:	chris.boyle@pacelabs.com,
Requested Due Date:		Project #:	Appendix I Parameters	Pace Profile #:	4762 / 1

Regulatory Agency: | State / Location: MO

ITEM #	SAMPLE ID (One Character per box. (A-Z, 0-9 / , -) Sample Ids must be unique)	MATRIX CODE (see valid codes to left)	SAMPLE TYPE (G=GRAB C=COMP)	COLLECTED START DATE	COLLECTED START TIME	COLLECTED END DATE	COLLECTED END TIME	SAMPLE TEMP AT COLLECTION	# OF CONTAINERS	Preservatives: Unpreserved	H2SO4	HNO3	HCl	NaOH	Na2S2O3	Methanol	Other	Analyses Test Y/N	8260 Full List	Ammonia, NO3/NO2, Phos	TOC, COD	Chloride,fluoride,sulfate,TDS	Metals, Mercury, Hardness	Residual Chlorine (Y/N)	50146462
1	MO-1-SDR	WT	G	5/31/16	0945			NA	7	1	2	1	3					X	X	X	X	X			012
2	MO-1-SS			↕	1133			NA	7	1	2	1	3					X	X	X	X	X			013
3	MO-2-SD			5/31/16	1510			NA	7	1	2	1	3					X	X	X	X	X			014
4	MO-3-SS			6/2/16	0845			NA	7	1	2	1	3					X	X	X	X	X			015
5	MO-3-SD			6/2/16	1305			NA	7	1	2	1	3					X	X	X	X	X			016
6																										
7																										
8																										
9																										
10																										
11																										
12																										

MATRIX CODE: Drinking Water DW; Water WT; Waste Water WW; Product P; Soil/Solid SL; Oil OL; Wipe WP; Air AR; Other OT; Tissue TS

ADDITIONAL COMMENTS	RELINQUISHED BY / AFFILIATION	DATE	TIME	ACCEPTED BY / AFFILIATION	DATE	TIME	SAMPLE CONDITIONS			
				FEDEX						
	FEDEX				6/3/16	0915	2.4	Y	Y	Y

SAMPLER NAME AND SIGNATURE

PRINT Name of SAMPLER:

SIGNATURE of SAMPLER: DATE Signed:

TEMP in C | Received on Ice (Y/N) | Custody Sealed Cooler (Y/N) | Samples Intact (Y/N)

Pace Analytical

CHAIN-OF-CUSTODY / Analytical Request Document

The Chain-of-Custody is a LEGAL DOCUMENT. All relevant fields must be completed accurately.

Page : 1 Of 1

Section A Required Client Information:		Section B Required Project Information:		Section C Invoice Information:	
Company:	Republic Services - Missouri Landfills	Report To:	Jon Wilkinson	Attention:	
Address:	3405 Hollenberg Drive	Copy To:		Company Name:	
	Bridgeton, MO 63044			Address:	
Email:	jwilkinson@feezorengineering.com	Purchase Order #:		Pace Quote:	
Phone:	(636)578-8635 Fax:	Project Name:	Bridgeton Landfill 2Q 2016 GW	Pace Project Manager:	chris.boyle@pacelabs.com,
Requested Due Date:		Project #:	Appendix I Parameters	Pace Profile #:	4762 / 1

Regulatory Agency: | State / Location: MO

MATRIX CODE: Drinking Water DW; Water WT; Waste Water WW; Product P; Soil/Solid SL; Oil OL; Wipe WP; Air AR; Other OT; Tissue TS

ITEM #	SAMPLE ID (One Character per box. (A-Z, 0-9 / , -) Sample Ids must be unique)	MATRIX CODE (see valid codes to left)	SAMPLE TYPE (G=GRAB C=COMP)	COLLECTED START DATE	COLLECTED START TIME	COLLECTED END DATE	COLLECTED END TIME	SAMPLE TEMP AT COLLECTION	# OF CONTAINERS	Preservatives: Unpreserved	H2SO4	HNO3	HCl	NaOH	Na2S2O3	Methanol	Other	Analyses Test	Requested Analysis Filtered (Y/N)	Residual Chlorine (Y/N)	50146462
1	PZ-104-SD	WT	G	6/3/16	0928			28	12	5	2	1	3	1							017
2	PZ-104-SD DUP			"	0928			28	12	5	2	1	3	1							018
3	FB @ PZ-104-SS				1015			NA	12	5	2	1	3	1							019
4	PZ-104-SS				1135			28	12	5	2	1	3	1							020
5	PZ-105-SS				1426			19	7	1	2	1	3								021
6	PZ-111-SD				1526			18	7	1	2	1	3								022
7	Trip Blank			6/3/16	N/A			NA	3				3								023
8																					
9																					
10																					
11																					
12																					

Analyses Test: 8260 Full List; Ammonia, NO3/NO2, Phos; TOC, COD; Chloride,fluoride,sulfate,TDS; Metals, Mercury, Hardness; Sulfide by SM4500S2-D; PCB 1224 by 8082; Select 8270 SVOC

ADDITIONAL COMMENTS	RELINQUISHED BY / AFFILIATION	DATE	TIME	ACCEPTED BY / AFFILIATION	DATE	TIME	SAMPLE CONDITIONS: TEMP in C	Received on Ice (Y/N)	Custody Sealed Cooler (Y/N)	Samples Intact (Y/N)
	Jon Wilkinson / FEI	6/3/16	1700	Fed Ex	6/3/16	1700				
	Fedex				6-4-16	1045	1.7	Y	Y	Y
							1.6			

SAMPLER NAME AND SIGNATURE

PRINT Name of SAMPLER: Jonathan Wilkinson

SIGNATURE of SAMPLER: [signature]

DATE Signed: 6/3/2016

CHAIN-OF-CUSTODY / Analytical Request Document

The Chain-of-Custody is a LEGAL DOCUMENT. All relevant fields must be completed accurately.

Page : 1 Of 2

Section A Required Client Information:		Section B Required Project Information:		Section C Invoice Information:	
Company:	Republic Services - Missouri Landfills	Report To:	Jon Wilkinson	Attention:	
Address:	3405 Hollenberg Drive	Copy To:		Company Name:	
Bridgeton, MO 63044				Address:	
Email:	jwilkinson@feezorengineering.com	Purchase Order #:		Pace Quote:	
Phone:	(636)578-8635 Fax:	Project Name:	Bridgeton Landfill 2Q 2016 GW	Pace Project Manager:	chris.boyle@pacelabs.com,
Requested Due Date:		Project #:	Appendix I Parameters	Pace Profile #:	4762 / 1

Regulatory Agency: | State / Location: MO

ITEM #	SAMPLE ID (One Character per box. (A-Z, 0-9 / , -) Sample Ids must be unique)	MATRIX CODE (see valid codes to left)	SAMPLE TYPE (G=GRAB C=COMP)	COLLECTED START DATE	COLLECTED START TIME	COLLECTED END DATE	COLLECTED END TIME	SAMPLE TEMP AT COLLECTION	# OF CONTAINERS	Preservatives: Unpreserved	H2SO4	HNO3	HCl	NaOH	Na2S2O3	Methanol	Other	Analyses Test Y/N	Requested Analysis Filtered (Y/N): 8260 Full List	Ammonia, NO3/NO2, Phos	TOC, COD	Chloride,fluoride,sulfate,TDS	Metals, Mercury, Hardness	Residual Chlorine (Y/N)	
1	PZ-202-SS	WT	G	6/6/16	0907			16	7	1	2	1	3						X	X	X	X	X			024
2	PZ-109-SS				1139			22	7	1	2	1	3						X	X	X	X	X			025
3	PZ-110-SS				1413			18	7	1	2	1	3						X	X	X	X	X			026
4	PZ-201A-SS				1546			17	7	1	2	1	3						X	X	X	X	X			027
5	LCS-5A			6/6/16	1630			35	7	1	2	1	3						X	X	X	X	X			028
6	LCS-6B			6/7/16	0845			NA	3				3						X							Paint Deracked 029
7	LCS-3D				0910			NA	0																	Dry Point -
8	LCS-2D				0920			NA	0																	Dry Point -
9	LCS-1D				0925			NA	0																	Dry Point -
10	LCS-4B				0935			NA	0																	Dry Point -
11	PZ-107-SS				1101			19	7	1	2	1	3						X	X	X	X	X			030
12	PZ-101-SS			6/7/16	1445			28	7	1	2	1	3						X	X	X	X	X			031

ADDITIONAL COMMENTS	RELINQUISHED BY / AFFILIATION	DATE	TIME	ACCEPTED BY / AFFILIATION	DATE	TIME
	JW / FEI	6/8/16	1845	FedEx	6/8/16	1845
	FedEx				6-9-16	0900

SAMPLE CONDITIONS			
TEMP in C	2.0 2.1		
Received on Ice (Y/N)	Y		
Custody Sealed Cooler (Y/N)	Y		
Samples Intact (Y/N)	Y		

SAMPLER NAME AND SIGNATURE

PRINT Name of SAMPLER: Jonathan Wilkinson

SIGNATURE of SAMPLER: [signature]

DATE Signed: 6/8/2016

CHAIN-OF-CUSTODY / Analytical Request Document

The Chain-of-Custody is a LEGAL DOCUMENT. All relevant fields must be completed accurately.

Page: 2 Of 2

Section A Required Client Information:		Section B Required Project Information:		Section C Invoice Information:	
Company:	Republic Services - Missouri Landfills	Report To:	Jon Wilkinson	Attention:	
Address:	3405 Hollenberg Drive	Copy To:		Company Name:	
	Bridgeton, MO 63044			Address:	
Email:	jwilkinson@feezorengineering.com	Purchase Order #:		Pace Quote:	
Phone:	(636)578-8635 Fax:	Project Name:	Bridgeton Landfill 2Q 2016 GW	Pace Project Manager:	chris.boyle@pacelabs.com,
Requested Due Date:		Project #:	Appendix I Parameters	Pace Profile #:	4762 / 1

Regulatory Agency: —

State / Location: MO

Requested Analysis Filtered (Y/N)

ITEM #	SAMPLE ID (One Character per box. (A-Z, 0-9 / , -) Sample Ids must be unique)	MATRIX CODE (see valid codes to left)	SAMPLE TYPE (G=GRAB C=COMP)	COLLECTED START DATE	COLLECTED START TIME	COLLECTED END DATE	COLLECTED END TIME	SAMPLE TEMP AT COLLECTION °C	# OF CONTAINERS	Preservatives: Unpreserved	H2SO4	HNO3	HCl	NaOH	Na2S2O3	Methanol	Other	Analyses Test Y/N	8260 Full List	Ammonia, NO3/NO2, Phos	TOC, COD	Chloride, fluoride, sulfate, TDS	Metals, Mercury, Hardness	Residual Chlorine (Y/N)
1	PZ-102R-SS	WT	G	6/7/16	1649			21	7	1	2	1	3						X	X	X	X	X		032
2	PZ-206-SS			6/8/16	0930			20	7	1	2	1	3						X	X	X	X	X		
3	LR-100				1130			17	7	1	2	1	3						X	X	X	X	X		
4	MW-1204				1448			26	7	1	2	1	3						X	X	X	X	X		
5	MW-1204DUP				1448			26	7	1	2	1	3						X	X	X	X	X		
6	PZ-205-AS			6/8/16	1047			21	7	1	2	1	3						X	X	X	X	X		
7	Trip Blank			6/9/16	N/A			NA	3				3						X						
8																									
9																									
10																									
11																									
12																									

MATRIX CODE: Drinking Water DW; Water WT; Waste Water WW; Product P; Soil/Solid SL; Oil OL; Wipe WP; Air AR; Other OT; Tissue TS

ADDITIONAL COMMENTS	RELINQUISHED BY / AFFILIATION	DATE	TIME	ACCEPTED BY / AFFILIATION	DATE	TIME	SAMPLE CONDITIONS: TEMP in C	Received on Ice (Y/N)	Custody Sealed Cooler (Y/N)	Samples Intact (Y/N)
	[signature] FCI	6/8/16	1845	FedEx	6/8/16	1845				
	FedEx			[signature]	6-9-16	0900	2.1	y	y	y
							2.0			

SAMPLER NAME AND SIGNATURE

PRINT Name of SAMPLER: Jonathan Wilkinson

SIGNATURE of SAMPLER: [signature] DATE Signed: 6/8/2016

Pace Analytical

CHAIN-OF-CUSTODY / Analytical Request Document

The Chain-of-Custody is a LEGAL DOCUMENT. All relevant fields must be completed accurately.

Page : 1 Of 2

Section A Required Client Information:		Section B Required Project Information:		Section C Invoice Information:	
Company:	Republic Services - Missouri Landfills	Report To:	Jon Wilkinson	Attention:	
Address:	3405 Hollenberg Drive	Copy To:		Company Name:	
Bridgeton, MO 63044				Address:	
Email:	jwilkinson@feezorengineering.com	Purchase Order #:		Pace Quote:	
Phone:	(636)578-8635 Fax:	Project Name:	Bridgeton Landfill 2Q 2016 GW	Pace Project Manager:	chris.boyle@pacelabs.com,
Requested Due Date:		Project #:	Appendix I Parameters	Pace Profile #:	4762 / 1

Regulatory Agency:

State / Location: MO

MATRIX CODE: Drinking Water DW; Water WT; Waste Water WW; Product P; Soil/Solid SL; Oil OL; Wipe WP; Air AR; Other OT; Tissue TS

ITEM #	SAMPLE ID (One Character per box. (A-Z, 0-9 / , -) Sample Ids must be unique)	MATRIX CODE (see valid codes to left)	SAMPLE TYPE (G=GRAB C=COMP)	COLLECTED START DATE	COLLECTED START TIME	COLLECTED END DATE	COLLECTED END TIME	SAMPLE TEMP AT COLLECTION °C	# OF CONTAINERS	Unpreserved	H2SO4	HNO3	HCl	NaOH	Na2S2O3	Methanol	Other	Analyses Test Y/N	8260 Full List	Ammonia, NO3/NO2, Phos	TOC, COD	Chloride, fluoride, sulfate, TDS	Metals, Mercury, Hardness	Metals	Sulfide	PCB 1221	Select 8270 SVOC	Residual Chlorine (Y/N)	50146462
1	LR-105	WT	G	6/9/16	0855			NA	Ø	~~1~~	~~2~~	~~1~~	~~3~~	(J)					~~X~~	~~X~~	~~X~~	~~X~~	~~X~~	(J)					Well blockage
2	PZ-103-SS				0952			29	7	1	2	1	3						X	X	X	X	X						-039
3	PZ-200-SS				1136			18	7	1	2	1	3						X	X	X	X	X						-040
4	PZ-203-SS				1424			19	7	1	2	1	3						X	X	X	X	X						-041
5	PZ-204A-SS			6/9/16	1521			18	7	1	2	1	3						X	X	X	X	X						-042
6	PZ-100-SD			6/10/16	0923			17	7	1	2	1	3						X	X	X	X	X						-043
7	PZ-100-SS				0953			17	7	1	2	1	3						X	X	X	X	X						-044
8	PZ-205-SS				1043			21	7	1	2	1	3						X	X	X	X	X						-045
9	PZ-209-SS				1123			16	9	4		1	3		1				X					X	X	X	X		-046
10	PZ-211-SS				1159			16	9	4		1	3		1				X					X	X	X	X		-047
11	PZ-104-KS				1231			25	9	4		1	3		1				X					X	X	X	X		-048
12	PZ-210-SS			6/10/16	1304			17	9	4		1	3		1				X					X	X	X	X		-049

ADDITIONAL COMMENTS	RELINQUISHED BY / AFFILIATION	DATE	TIME	ACCEPTED BY / AFFILIATION	DATE	TIME	SAMPLE CONDITIONS			
	[signature] / FEI	6/10/16	1600	FedEx 8065 0351 3062	6/10/16	1600				
	FedEx			Joseph R [signature]	6/11/16	0840	1.2	Y	Y	Y

SAMPLER NAME AND SIGNATURE

PRINT Name of SAMPLER: Jonathan Wilkinson

SIGNATURE of SAMPLER: [signature]

DATE Signed: 6/10/2016

TEMP in C | Received on Ice (Y/N) | Custody Sealed Cooler (Y/N) | Samples Intact (Y/N)

CHAIN-OF-CUSTODY / Analytical Request Document

The Chain-of-Custody is a LEGAL DOCUMENT. All relevant fields must be completed accurately.

Page: 2 Of 2

Section A Required Client Information:		Section B Required Project Information:		Section C Invoice Information:	
Company:	Republic Services - Missouri Landfills	Report To:	Jon Wilkinson	Attention:	
Address:	3405 Hollenberg Drive	Copy To:		Company Name:	
Bridgeton, MO 63044				Address:	
Email:	jwilkinson@feezorengineering.com	Purchase Order #:		Pace Quote:	
Phone:	(636)578-8635 Fax:	Project Name:	Bridgeton Landfill 2Q 2016 GW	Pace Project Manager:	chris.boyle@pacelabs.com,
Requested Due Date:		Project #:	Appendix I Parameters	Pace Profile #:	4762 / 1

Regulatory Agency: | State / Location: MO

MATRIX CODE: Drinking Water DW; Water WT; Waste Water WW; Product P; Soil/Solid SL; Oil OL; Wipe WP; Air AR; Other OT; Tissue TS

ITEM #	SAMPLE ID (One Character per box. (A-Z, 0-9 / , -) Sample ids must be unique)	MATRIX CODE (see valid codes to left)	SAMPLE TYPE (G=GRAB C=COMP)	COLLECTED START DATE	COLLECTED START TIME	COLLECTED END DATE	COLLECTED END TIME	SAMPLE TEMP AT COLLECTION	# OF CONTAINERS	Preservatives: Unpreserved	H2SO4	HNO3	HCl	NaOH	Na2S2O3	Methanol	Other	Analyses Test Y/N	Requested Analysis Filtered (Y/N): 8260 Full List	Ammonia, NO3/NO2, Phos	TOC, COD	Chloride, fluoride, sulfate, TDS	Metals, Mercury, Hardness	Residual Chlorine (Y/N)	5014644
1	Trip Blank	WT	G	6/10/16	NA			NA	3	✓	✓	✓	3						X	X	X	X	X		090
2																									
3																									
4																									
5																									
6																									
7																									
8																									
9																									
10																									
11																									
12																									

ADDITIONAL COMMENTS	RELINQUISHED BY / AFFILIATION	DATE	TIME	ACCEPTED BY / AFFILIATION	DATE	TIME	SAMPLE CONDITIONS			
	FEZ	6/10/16	1600	FedEx #8065 0351 3062	6/11/16	0621				
	FedEx			Joseph R Gordon	6/11/16	0840	1-2	Y	Y	Y

SAMPLER NAME AND SIGNATURE		TEMP in C	Received on Ice (Y/N)	Custody Sealed Cooler (Y/N)	Samples Intact (Y/N)
PRINT Name of SAMPLER:	Jonathan Wilkinson				
SIGNATURE of SAMPLER:	DATE Signed: 6/10/2016				

Sample Condition Upon Receipt

Pace Analytical

Client Name: Republic Mo Project # 50146462

Courier: ☑ Fed Ex ☐ UPS ☐ USPS ☐ Client ☐ Commercial ☐ Pace Other _____

Tracking #: 6206 0665 0458

Custody Seal on Cooler/Box Present: ☑ yes ☐ no Seals intact: ☑ yes ☐ no

Date/Time 5035A kits placed in freezer _____

Packing Material: ☐ Bubble Wrap ☑ Bubble Bags ☐ None ☐ Other _____

Thermometer 1 2 3 4 5 6 ~~A~~ B C D E F Type of Ice: ~~Wet~~ Blue None ☐ Samples on ice, cooling process has begun

Cooler Temperature (Initial/Corrected) 2.4 / 2.4 Ice Visible in Sample Containers: ☐ yes ☑ no

Temp should be above freezing to 6°C

Date and Initials of person examining contents: [illegible] 6/3/16

		Comments:
Are samples from West Virginia? Document any containers out of temp.	☐Yes ☑No	1.
Chain of Custody Present:	☑Yes ☐No ☐N/A	2.
Chain of Custody Filled Out:	☑Yes ☐No ☐N/A	3.
Chain of Custody Relinquished:	☑Yes ☐No ☐N/A	4.
Sampler Name & Signature on COC:	☑Yes ☐No ☐N/A	5.
Short Hold Time Analysis (<72hr):	☐Yes ☑No ☐N/A	6.
Rush Turn Around Time Requested:	☐Yes ☑No ☐N/A	7.
Containers Intact:	☑Yes ☐No ☐N/A	8.
Sample Labels match COC: -Includes date/time/ID/Analysis	☑Yes ☐No ☐N/A	9.
All containers needing acid/base pres. have been checked? exceptions: VOA, coliform, TOC, O&G. All containers needing preservation are found to be in compliance with EPA recommendation (<2, >9, >12) unless otherwise noted.	☑Yes ☐No ☐N/A	10 (Circle) ~~HNO3~~ H2SO4 NaOH ~~NaOH/ZnAc~~
Residual Chlorine Check (SVOC 625 Pest/PCB 608)		11. Present Absent
Residual Chlorine Check (Total/Amenable/Free Cyanide)		12. Present Absent
Headspace in VOA Vials (>6mm):	☐Yes ☑No ☐N/A	13
Headspace Wisconsin Sulfide	☐Yes ☐No	14
Trip Blank Present:	☑Yes ☐No ☐N/A	15
Trip Blank Custody Seals Present	☑Yes ☐No ☐N/A	
Project Manager Review		
Samples Arrived within Hold Time:	☐Yes ☐No ☐N/A	15.
Sufficient Volume:	☐Yes ☐No ☐N/A	16.
Correct Containers Used:	☐Yes ☐No ☐N/A	17.

Client Notification/ Resolution: Field Data Required? Y / N

Person Contacted: _____ Date/Time: _____

Comments/ Resolution:

Project Manager Review: _____ **Date:** _____

Form F-IN-Q-290-rev.09, 13Oct2015

Sample Condition Upon Receipt

Pace Analytical

Client Name: Bridgeton

Project # 50146462

Courier: ☒ Fed Ex ☐ UPS ☐ USPS ☐ Client ☐ Commercial ☐ Pace Other _____

Tracking #: 8065 0351 3073

Custody Seal on Cooler/Box Present: ☒ yes ☐ no Seals Intact: ☒ yes ☐ no

Date/Time 5035A kits placed in freezer: _____

Packing Material: ☐ Bubble Wrap ☒ Bubble Bags ☐ None ☐ Other _____

Thermometer 1 2 3 4 5 6 A B C D E F

Type of Ice: (Wet) Blue None ☐ Samples on ice, cooling process has begun

Cooler Temperature (Initial/Corrected) 1.7,1.6 / 1.7,1.6

Ice Visible in Sample Containers: ☐ yes ☒ no

Temp should be above freezing to 6°C

Date and Initials of person examining contents: JVK 6-4-16

				Comments:
Are samples from West Virginia?	☐Yes	☒No		1.
Document any containers out of temp.				
Chain of Custody Present:	☒Yes	☐No	☐N/A	2.
Chain of Custody Filled Out:	☒Yes	☐No	☐N/A	3.
Chain of Custody Relinquished:	☒Yes	☐No	☐N/A	4.
Sampler Name & Signature on COC:	☒Yes	☐No	☐N/A	5.
Short Hold Time Analysis (<72hr):	☐Yes	☒No	☐N/A	6.
Rush Turn Around Time Requested:	☐Yes	☒No	☐N/A	7.
Containers Intact:	☒Yes	☐No	☐N/A	8.
Sample Labels match COC:	☒Yes	☐No	☐N/A	9.
-Includes date/time/ID/Analysis				
All containers needing acid/base pres. have been checked?	☒Yes	☐No	☐N/A	10 (Circle) (HNO3) (H2SO4) NaOH (NaOH/ZnAc)
exceptions: VOA, coliform, TOC, O&G				
All containers needing preservation are found to be in compliance with EPA recommendation (<2, >9, >12) unless otherwise noted.				
Residual Chlorine Check (SVOC 625 Pest/PCB 608)				11. Present Absent
Residual Chlorine Check (Total/Amenable/Free Cyanide)				12. Present Absent
Headspace in VOA Vials (>6mm):	☐Yes	☒No	☐N/A	13
Headspace Wisconsin Sulfide	☐Yes	☐No		14
Trip Blank Present:	☒Yes	☐No	☐N/A	15
Trip Blank Custody Seals Present	☒Yes	☐No	☐N/A	
Project Manager Review				
Samples Arrived within Hold Time:	☐Yes	☐No	☐N/A	15.
Sufficient Volume:	☐Yes	☐No	☐N/A	16.
Correct Containers Used:	☐Yes	☐No	☐N/A	17.

Client Notification/ Resolution: Field Data Required? Y / N

Person Contacted: _____ Date/Time: _____

Comments/ Resolution: _____

Project Manager Review: _____ **Date:** _____

Form F-IN-Q-290-rev.09, 13Oct2015

Sample Condition Upon Receipt

Face Analytical

Client Name: Republic-Bridgeton Project #:

Courier: ☒ Fed Ex ☐ UPS ☐ USPS ☐ Client ☐ Commercial ☐ Pace Other

Tracking #: 6706 0966 5962, 5993

Custody Seal on Cooler/Box Present: ☒ yes ☐ no Seals Intact: ☒ yes ☐ no

Date/Time 5035A kits placed in freezer:

Packing Material: ☐ Bubble Wrap ☒ Bubble Bags ☐ None ☐ Other

Thermometer 1 2 3 4 5 6 A B (C) D E F Type of Ice: (Wet) Blue None ☐ Samples on ice, cooling process has begun

Cooler Temperature (Initial/Corrected) 2.0, 2.1 / 2.0, 2.1 Ice Visible in Sample Containers: ☐ yes ☒ no

Temp should be above freezing to 6°C

Comments:

Date and Initials of person examining contents: JLK 6-9-16

Are samples from West Virginia?	☐Yes	☒No		1.
Document any containers out of temp.				
Chain of Custody Present:	☒Yes	☐No	☐N/A	2.
Chain of Custody Filled Out:	☒Yes	☐No	☐N/A	3.
Chain of Custody Relinquished:	☒Yes	☐No	☐N/A	4.
Sampler Name & Signature on COC:	☒Yes	☐No	☐N/A	5.
Short Hold Time Analysis (<72hr):	☐Yes	☒No	☐N/A	6.
Rush Turn Around Time Requested:	☐Yes	☒No	☐N/A	7.
Containers Intact:	☒Yes	☐No	☐N/A	8.
Sample Labels match COC:	☒Yes	☐No	☐N/A	9.
-Includes date/time/ID/Analysis				
All containers needing acid/base pres. have been checked?	☒Yes	☐No	☐N/A	10 (Circle) ~~HNO3~~ ~~H2SO4~~ NaOH NaOH/ZnAc
exceptions: VOA, coliform, TOC, O&G				
All containers needing preservation are found to be in compliance with EPA recommendation (<2, >9, >12) unless otherwise noted.				
Residual Chlorine Check (SVOC 625 Pest/PCB 608)				11. Present Absent
Residual Chlorine Check (Total/Amenable/Free Cyanide)				12. Present Absent
Headspace in VOA Vials (>6mm):	☒Yes	☐No	☐N/A	13 5A-1/3, 6B-3/3, 1204Dup-2/3
Headspace Wisconsin Sulfide	☐Yes	☐No		14
Trip Blank Present:	☒Yes	☐No	☐N/A	15
Trip Blank Custody Seals Present	☒Yes	☐No	☐N/A	
Project Manager Review				
Samples Arrived within Hold Time:	☐Yes	☐No	☐N/A	15.
Sufficient Volume:	☐Yes	☐No	☐N/A	16.
Correct Containers Used:	☐Yes	☐No	☐N/A	17.

Client Notification/ Resolution: Field Data Required? Y / N

Person Contacted: Date/Time:

Comments/ Resolution:

Project Manager Review: Date:

Form F-IN-Q-290-rev.09, 13Oct2015

Sample Condition Upon Receipt

Pace Analytical

Client Name: Republic - Bridgeton LF Project # 50146462

Courier: [X] Fed Ex [ ] UPS [ ] USPS [ ] Client [ ] Commercial [ ] Pace Other _____

Tracking #: 7833 3119 8781

Custody Seal on Cooler/Box Present: [X] yes [ ] no Seals intact: [X] yes [ ] no

Date/Time 5035A kits placed in freezer: _____

Packing Material: [ ] Bubble Wrap [X] Bubble Bags [ ] None [ ] Other _____

Thermometer 1 2 3 4 5 6 (A) B C D E F Type of Ice: (Wet) Blue None [X] Samples on ice, cooling process has begun

Cooler Temperature (Initial/Corrected) 1-2/1-2 1.9/1.9 1.3/1-3 Ice Visible in Sample Containers: [ ] yes [X] no

Temp should be above freezing to 6°C

Comments:

Date and initials of person examining contents: 6/11/16 JRF

Are samples from West Virginia? Document any containers out of temp.	[ ] Yes	[X] No		1.
Chain of Custody Present:	[X] Yes	[ ] No	[ ] N/A	2.
Chain of Custody Filled Out:	[X] Yes	[ ] No	[ ] N/A	3.
Chain of Custody Relinquished:	[X] Yes	[ ] No	[ ] N/A	4.
Sampler Name & Signature on COC:	[X] Yes	[ ] No	[ ] N/A	5.
Short Hold Time Analysis (<72hr):	[ ] Yes	[X] No	[ ] N/A	6.
Rush Turn Around Time Requested:	[ ] Yes	[X] No	[ ] N/A	7.
Containers Intact:	[X] Yes	[ ] No	[ ] N/A	8.
Sample Labels match COC: -Includes date/time/ID/Analysis	[X] Yes	[ ] No	[ ] N/A	9.
All containers needing acid/base pres. have been checked? exceptions: VOA, coliform, TOC, O&G All containers needing preservation are found to be in compliance with EPA recommendation (<2, >9, >12) unless otherwise noted.	[X] Yes	[ ] No	[ ] N/A	10 (Circle) HNO3 H2SO4 NaOH NaOH/ZnAc
Residual Chlorine Check (SVOC 625 Pest/PCB 608)				11. Present Absent
Residual Chlorine Check (Total/Amenable/Free Cyanide)				12. Present Absent
Headspace in VOA Vials (>6mm):	[ ] Yes	[X] No	[ ] N/A	13
Headspace Wisconsin Sulfide	[ ] Yes	[ ] No		14
Trip Blank Present:	[X] Yes	[ ] No	[ ] N/A	15
Trip Blank Custody Seals Present	[X] Yes	[ ] No	[ ] N/A	
Project Manager Review				
Samples Arrived within Hold Time:	[X] Yes	[ ] No	[ ] N/A	15.
Sufficient Volume:	[X] Yes	[ ] No	[ ] N/A	16.
Correct Containers Used:	[X] Yes	[ ] No	[ ] N/A	17.

Client Notification/ Resolution: Field Data Required? Y / N

Person Contacted: _____ Date/Time: _____

Comments/ Resolution:

Project Manager Review: Kenneth Hunt **Date:** 6/11/16

Form F-IN-Q-290-rev.09, 13Oct2015

Sample Container Count

CLIENT: Reliable Inc

COC PAGE ____ of ____

COC ID# _____

Project # 5014646Z

Sample Line Item	DG9H	AG1U	WGFU	AG0U	R	4 / 6	BP2N	BP2U	BP2S	BP3N	BP3U	BP3S	AG3S	AG1H	BP3C	BP1U	SP5T	AG2U	BP3Z	pH <2	pH >9	pH>12
1	3	2		2						1	1	1	1						1	✓	✓	✓
2																						
3																						
4																						
5																						
6																						
7																						
8																						
9																						
10																						
11																						
12																						

Container Codes

DG9H	40mL HCL amber voa vial	AG0U	100mL unpreserved amber glass	BP1N	1 liter HNO3 plastic	DG9P	40mL TSP amber vial
AG1U	1liter unpreserved amber glass	AG1H	1 liter HCL amber glass	BP1S	1 liter H2SO4 plastic	DG9S	40mL H2SO4 amber vial
WGFU	4oz clear soil jar	AG1S	1 liter H2SO4 amber glass	BP1U	1 liter unpreserved plastic	DG9T	40mL Na Thio amber vial
R	terra core kit	AG1T	1 liter Na Thiosulfate amber glass	BP1Z	1 liter NaOH, Zn, Ac	DG9U	40mL unpreserved **amber** vial
BP2N	500mL HNO3 plastic	AG2N	500mL HNO3 amber glass	BP2A	500mL NaOH, Asc Acid plastic	SP5T	120mL Coliform Na Thiosulfate
BP2U	500mL unpreserved plastic	AG2S	500mL H2SO4 amber glass	BP2O	500mL NaOH plastic	JGFU	4oz unpreserved amber wide
BP2S	500mL H2SO4 plastic	AG2U	500mL unpreserved amber glass	BP2Z	500mL NaOH, Zn Ac	U	Summa Can
BP3N	250mL HNO3 plastic	AG3U	250mL unpreserved amber glass	AF	Air Filter	VG9H	40mL HCL clear vial
BP3U	250mL unpreserved plastic	BG1H	1 liter HCL clear glass	BP3C	250mL NaOH plastic	VG9T	40mL Na Thio. clear vial
BP3S	250mL H2SO4 plastic	BG1S	1 liter H2SO4 clear glass	BP3Z	250mL NaOH, Zn Ac plastic	VG9U	40mL unpreserved **clear** vial
AG3S	250mL H2SO4 glass amber	BG1T	1 liter Na Thiosulfate clear glass	C	Air Cassettes	VSG	Headspace septa vial & HCL
AG1S	1 liter H2SO4 amber glass	BG1U	1 liter unpreserved glass	DG9B	40mL Na Bisulfate amber vial	WGFX	4oz wide jar w/hexane wipe
BP1U	1 liter unpreserved plastic	BP1A	1 liter NaOH, Asc Acid plastic	DG9M	40mL MeOH clear vial	ZPLC	Ziploc Bag

Sample Container Count

CLIENT: Republic Mw

COC PAGE ___ of ___

COC ID# _____

Project # S0146462

Sample Line Item	DG9H	AG1U	WGFU	AG0U	R 4/6	BP2N	BP2U	BP2S	BP3N	BP3U	BP3S	AG3S	AG1H	BP3C	BP1U	SP5T	AG2U	pH <2	pH >9	pH>12
1	3								1	1	1	1						✓		
2	↓								↓	↓	↓	↓						↓		
3																				
4																				
5																				
6																				
7																				
8																				
9																				
10																				
11																				
12																				

Container Codes

DG9H	40mL HCL amber voa vial	AG0U	100mL unpreserved amber glass	BP1N	1 liter HNO3 plastic	DG9P	40mL TSP amber vial
AG1U	1liter unpreserved amber glass	AG1H	1 liter HCL amber glass	BP1S	1 liter H2SO4 plastic	DG9S	40mL H2SO4 amber vial
WGFU	4oz clear soil jar	AG1S	1 liter H2SO4 amber glass	BP1U	1 liter unpreserved plastic	DG9T	40mL Na Thio amber vial
R	terra core kit	AG1T	1 liter Na Thiosulfate amber glass	BP1Z	1 liter NaOH, Zn, Ac	DG9U	40mL unpreserved **amber** vial
BP2N	500mL HNO3 plastic	AG2N	500mL HNO3 amber glass	BP2A	500mL NaOH, Asc Acid plastic	SP5T	120mL Coliform Na Thiosulfate
BP2U	500mL unpreserved plastic	AG2S	500mL H2SO4 amber glass	BP2O	500mL NaOH plastic	JGFU	4oz unpreserved amber wide
BP2S	500mL H2SO4 plastic	AG2U	500mL unpreserved amber glass	BP2Z	500mL NaOH, Zn Ac	U	Summa Can
BP3N	250mL HNO3 plastic	AG3U	250mL unpreserved amber glass	AF	Air Filter	VG9H	40mL HCL clear vial
BP3U	250mL unpreserved plastic	BG1H	1 liter HCL clear glass	BP3C	250mL NaOH plastic	VG9T	40mL Na Thio. clear vial
BP3S	250mL H2SO4 plastic	BG1S	1 liter H2SO4 clear glass	BP3Z	250mL NaOH, Zn Ac plastic	VG9U	40mL unpreserved **clear** vial
AG3S	250mL H2SO4 glass amber	BG1T	1 liter Na Thiosulfate clear glass	C	Air Cassettes	VSG	Headspace septa vial & HCL
AG1S	1 liter H2SO4 amber glass	BG1U	1 liter unpreserved glass	DG9B	40mL Na Bisulfate amber vial	WGFX	4oz wide jar w/hexane wipe
BP1U	1 liter unpreserved plastic	BP1A	1 liter NaOH, Asc Acid plastic	DG9M	40mL MeOH clear vial	ZPLC	Ziploc Bag

Sample Container Count

CLIENT: Bridgeton

COC PAGE 1 of 1

COC ID#

Project # 5014462

Sample Line Item	DG9H	AG1U	WGFU	AG0U	R	4 / 6	BP2N	BP2U	BP2S	BP3N	BP3U	BP3S	AG3S	AG1H	BP3C	BP1U	SP5T	AG2U	BP32	pH <2	pH >9	pH>12
1	3	2		2						1	1	1	1						1			
2	3	2		2						1	1	1	1						1			
3	3	2		2						1	1	1	1						1			
4	3	2		2						1	1	1	1						1			
5	3									1	1	1	1									
6	3									1	1	1	1									
7	3																					
8																						
9																						
10																						
11																						
12																						

Container Codes

DG9H	40mL HCL amber voa vial	AG0U	100mL unpreserved amber glass	BP1N	1 liter HNO3 plastic	DG9P	40mL TSP amber vial
AG1U	1liter unpreserved amber glass	AG1H	1 liter HCL amber glass	BP1S	1 liter H2SO4 plastic	DG9S	40mL H2SO4 amber vial
WGFU	4oz clear soil jar	AG1S	1 liter H2SO4 amber glass	BP1U	1 liter unpreserved plastic	DG9T	40mL Na Thio amber vial
R	terra core kit	AG1T	1 liter Na Thiosulfate amber glass	BP1Z	1 liter NaOH, Zn, Ac	DG9U	40mL unpreserved **amber** vial
BP2N	500mL HNO3 plastic	AG2N	500mL HNO3 amber glass	BP2A	500mL NaOH, Asc Acid plastic	SP5T	120mL Coliform Na Thiosulfate
BP2U	500mL unpreserved plastic	AG2S	500mL H2SO4 amber glass	BP2O	500mL NaOH plastic	JGFU	4oz unpreserved amber wide
BP2S	500mL H2SO4 plastic	AG2U	500mL unpreserved amber glass	BP2Z	500mL NaOH, Zn Ac	U	Summa Can
BP3N	250mL HNO3 plastic	AG3U	250mL unpreserved amber glass	AF	Air Filter	VG9H	40mL HCL clear vial
BP3U	250mL unpreserved plastic	BG1H	1 liter HCL clear glass	BP3C	250mL NaOH plastic	VG9T	40mL Na Thio. clear vial
BP3S	250mL H2SO4 plastic	BG1S	1 liter H2SO4 clear glass	BP3Z	250mL NaOH, Zn Ac plastic	VG9U	40mL unpreserved **clear** vial
AG3S	250mL H2SO4 glass amber	BG1T	1 liter Na Thiosulfate clear glass	C	Air Cassettes	VSG	Headspace septa vial & HCL
AG1S	1 liter H2SO4 amber glass	BG1U	1 liter unpreserved glass	DG9B	40mL Na Bisulfate amber vial	WGFX	4oz wide jar w/hexane wipe
BP1U	1 liter unpreserved plastic	BP1A	1 liter NaOH, Asc Acid plastic	DG9M	40mL MeOH clear vial	ZPLC	Ziploc Bag

Sample Container Count

CLIENT: Republic - Baldwin

COC PAGE 1 of 2

COC ID# _____ Project # _____

Sample Line Item	DG9H	AG1U	WGFU	AG0U	R	4 / 6	BP2N	BP2U	BP2S	BP3N	BP3U	BP3S	AG3S	AG1H	BP3C	BP1U	SP5T	AG2U	pH <2	pH >9	pH>12
1	3									1	1	1	1								
2	↓									↓	↓	↓	↓								
3																					
4																					
5																					
6																					
7																					
8																					
9																					
10																					
11	3									1	1	1	1								
12	3									1	1	1	1								

Container Codes

DG9H	40mL HCL amber voa vial	AG0U	100mL unpreserved amber glass	BP1N	1 liter HNO3 plastic	DG9P	40mL TSP amber vial
AG1U	1liter unpreserved amber glass	AG1H	1 liter HCL amber glass	BP1S	1 liter H2SO4 plastic	DG9S	40mL H2SO4 amber vial
WGFU	4oz clear soil jar	AG1S	1 liter H2SO4 amber glass	BP1U	1 liter unpreserved plastic	DG9T	40mL Na Thio amber vial
R	terra core kit	AG1T	1 liter Na Thiosulfate amber glass	BP1Z	1 liter NaOH, Zn, Ac	DG9U	40mL unpreserved **amber** vial
BP2N	500mL HNO3 plastic	AG2N	500mL HNO3 amber glass	BP2A	500mL NaOH, Asc Acid plastic	SP5T	120mL Coliform Na Thiosulfate
BP2U	500mL unpreserved plastic	AG2S	500mL H2SO4 amber glass	BP2O	500mL NaOH plastic	JGFU	4oz unpreserved amber wide
BP2S	500mL H2SO4 plastic	AG2U	500mL unpreserved amber glass	BP2Z	500mL NaOH, Zn Ac	U	Summa Can
BP3N	250mL HNO3 plastic	AG3U	250mL unpreserved amber glass	AF	Air Filter	VG9H	40mL HCL clear vial
BP3U	250mL unpreserved plastic	BG1H	1 liter HCL clear glass	BP3C	250mL NaOH plastic	VG9T	40mL Na Thio. clear vial
BP3S	250mL H2SO4 plastic	BG1S	1 liter H2SO4 clear glass	BP3Z	250mL NaOH, Zn Ac plastic	VG9U	40mL unpreserved **clear** vial
AG3S	250mL H2SO4 glass amber	BG1T	1 liter Na Thiosulfate clear glass	C	Air Cassettes	VSG	Headspace septa vial & HCL
AG1S	1 liter H2SO4 amber glass	BG1U	1 liter unpreserved glass	DG9B	40mL Na Bisulfate amber vial	WGFX	4oz wide jar w/hexane wipe
BP1U	1 liter unpreserved plastic	BP1A	1 liter NaOH, Asc Acid plastic	DG9M	40mL MeOH clear vial	ZPLC	Ziploc Bag

Sample Container Count

CLIENT: Pepsi Inc. - Bridgeton

COC PAGE 2 of 2

COC ID# _____ Project # _____

Sample Line Item	DG9H	AG1U	WGFU	AG0U	R	4 / 6	BP2N	BP2U	BP2S	BP3N	BP3U	BP3S	AG3S	AG1H	BP3C	BP1U	SP5T	AG2U	pH <2	pH >9	pH>12
1	3									1	1	1	1								
2	↓									↓	↓	↓	↓								
3																					
4																					
5																					
6																					
7																					
8																					
9																					
10																					
11																					
12																					

Container Codes

DG9H	40mL HCL amber voa vial	AG0U	100mL unpreserved amber glass	BP1N	1 liter HNO3 plastic	DG9P	40mL TSP amber vial
AG1U	1liter unpreserved amber glass	AG1H	1 liter HCL amber glass	BP1S	1 liter H2SO4 plastic	DG9S	40mL H2SO4 amber vial
WGFU	4oz clear soil jar	AG1S	1 liter H2SO4 amber glass	BP1U	1 liter unpreserved plastic	DG9T	40mL Na Thio amber vial
R	terra core kit	AG1T	1 liter Na Thiosulfate amber glass	BP1Z	1 liter NaOH, Zn, Ac	DG9U	40mL unpreserved **amber** vial
BP2N	500mL HNO3 plastic	AG2N	500mL HNO3 amber glass	BP2A	500mL NaOH, Asc Acid plastic	SP5T	120mL Coliform Na Thiosulfate
BP2U	500mL unpreserved plastic	AG2S	500mL H2SO4 amber glass	BP2O	500mL NaOH plastic	JGFU	4oz unpreserved amber wide
BP2S	500mL H2SO4 plastic	AG2U	500mL unpreserved amber glass	BP2Z	500mL NaOH, Zn Ac	U	Summa Can
BP3N	250mL HNO3 plastic	AG3U	250mL unpreserved amber glass	AF	Air Filter	VG9H	40mL HCL clear vial
BP3U	250mL unpreserved plastic	BG1H	1 liter HCL clear glass	BP3C	250mL NaOH plastic	VG9T	40mL Na Thio. clear vial
BP3S	250mL H2SO4 plastic	BG1S	1 liter H2SO4 clear glass	BP3Z	250mL NaOH, Zn Ac plastic	VG9U	40mL unpreserved **clear** vial
AG3S	250mL H2SO4 glass amber	BG1T	1 liter Na Thiosulfate clear glass	C	Air Cassettes	VSG	Headspace septa vial & HCL
AG1S	1 liter H2SO4 amber glass	BG1U	1 liter unpreserved glass	DG9B	40mL Na Bisulfate amber vial	WGFX	4oz wide jar w/hexane wipe
BP1U	1 liter unpreserved plastic	BP1A	1 liter NaOH, Asc Acid plastic	DG9M	40mL MeOH clear vial	ZPLC	Ziploc Bag

Sample Container Count

CLIENT: REPUBLIC - BRIDGETON LF

COC PAGE 1 of 2

COC ID# _____

Project # SDI46462

Sample Line Item	DG9H	AG1U	WGFU	AG0U	R	4/6	BP2N	BP2U	BP2S	BP3N	BP3U	BP3S	AG3S	AG1H	BP3C	BP1U	SP5T	AG2U	BP3Z	pH <2	pH >9	pH>12
1																						
2	3									1	1	1	1							✓		
3	↓									↓	↓	↓	↓							↓		
4																						
5																						
6																						
7																						
8	↓									↓	↓	↓	↓							↓		
9	3	2		2						1								1		✓	✓	
10	↓	↓		↓						↓								↓		↓	↓	
11																						
12	↓	↓		↓						↓								↓		↓	↓	

Container Codes

DG9H	40mL HCL amber voa vial	AG0U	100mL unpreserved amber glass	BP1N	1 liter HNO3 plastic	DG9P	40mL TSP amber vial
AG1U	1liter unpreserved amber glass	AG1H	1 liter HCL amber glass	BP1S	1 liter H2SO4 plastic	DG9S	40mL H2SO4 amber vial
WGFU	4oz clear soil jar	AG1S	1 liter H2SO4 amber glass	BP1U	1 liter unpreserved plastic	DG9T	40mL Na Thio amber vial
R	terra core kit	AG1T	1 liter Na Thiosulfate amber glass	BP1Z	1 liter NaOH, Zn, Ac	DG9U	40mL unpreserved amber vial
BP2N	500mL HNO3 plastic	AG2N	500mL HNO3 amber glass	BP2A	500mL NaOH, Asc Acid plastic	SP5T	120mL Coliform Na Thiosulfate
BP2U	500mL unpreserved plastic	AG2S	500mL H2SO4 amber glass	BP2O	500mL NaOH plastic	JGFU	4oz unpreserved amber wide
BP2S	500mL H2SO4 plastic	AG2U	500mL unpreserved amber glass	BP2Z	500mL NaOH, Zn Ac	U	Summa Can
BP3N	250mL HNO3 plastic	AG3U	250mL unpreserved amber glass	AF	Air Filter	VG9H	40mL HCL clear vial
BP3U	250mL unpreserved plastic	BG1H	1 liter HCL clear glass	BP3C	250mL NaOH plastic	VG9T	40mL Na Thio. clear vial
BP3S	250mL H2SO4 plastic	BG1S	1 liter H2SO4 clear glass	BP3Z	250mL NaOH, Zn Ac plastic	VG9U	40mL unpreserved clear vial
AG3S	250mL H2SO4 glass amber	BG1T	1 liter Na Thiosulfate clear glass	C	Air Cassettes	VSG	Headspace septa vial & HCL
AG1S	1 liter H2SO4 amber glass	BG1U	1 liter unpreserved glass	DG9B	40mL Na Bisulfate amber vial	WGFX	4oz wide jar w/hexane wipe
BP1U	1 liter unpreserved plastic	BP1A	1 liter NaOH, Asc Acid plastic	DG9M	40mL MeOH clear vial	ZPLC	Ziploc Bag

Sample Container Count

CLIENT: REPUBLIC - BRIDGETON LF

COC PAGE 2 of 2

COC ID# _____

Project # 501464462

Sample Line Item	DG9H	AG1U	WGFU	AG0U	R	4/6	BP2N	BP2U	BP2S	BP3N	BP3U	BP3S	AG3S	AG1H	BP3C	BP1U	SP5T	AG2U	pH <2	pH >9	pH>12
1	3																				
2																					
3																					
4																					
5																					
6																					
7																					
8																					
9																					
10																					
11																					
12																					

Container Codes

DG9H	40mL HCL amber voa vial	AG0U	100mL unpreserved amber glass	BP1N	1 liter HNO3 plastic	DG9P	40mL TSP amber vial
AG1U	1liter unpreserved amber glass	AG1H	1 liter HCL amber glass	BP1S	1 liter H2SO4 plastic	DG9S	40mL H2SO4 amber vial
WGFU	4oz clear soil jar	AG1S	1 liter H2SO4 amber glass	BP1U	1 liter unpreserved plastic	DG9T	40mL Na Thio amber vial
R	terra core kit	AG1T	1 liter Na Thiosulfate amber glass	BP1Z	1 liter NaOH, Zn, Ac	DG9U	40mL unpreserved **amber** vial
BP2N	500mL HNO3 plastic	AG2N	500mL HNO3 amber glass	BP2A	500mL NaOH, Asc Acid plastic	SP5T	120mL Coliform Na Thiosulfate
BP2U	500mL unpreserved plastic	AG2S	500mL H2SO4 amber glass	BP2O	500mL NaOH plastic	JGFU	4oz unpreserved amber wide
BP2S	500mL H2SO4 plastic	AG2U	500mL unpreserved amber glass	BP2Z	500mL NaOH, Zn Ac	U	Summa Can
BP3N	250mL HNO3 plastic	AG3U	250mL unpreserved amber glass	AF	Air Filter	VG9H	40mL HCL clear vial
BP3U	250mL unpreserved plastic	BG1H	1 liter HCL clear glass	BP3C	250mL NaOH plastic	VG9T	40mL Na Thio. clear vial
BP3S	250mL H2SO4 plastic	BG1S	1 liter H2SO4 clear glass	BP3Z	250mL NaOH, Zn Ac plastic	VG9U	40mL unpreserved **clear** vial
AG3S	250mL H2SO4 glass amber	BG1T	1 liter Na Thiosulfate clear glass	C	Air Cassettes	VSG	Headspace septa vial & HCL
AG1S	1 liter H2SO4 amber glass	BG1U	1 liter unpreserved glass	DG9B	40mL Na Bisulfate amber vial	WGFX	4oz wide jar w/hexane wipe
BP1U	1 liter unpreserved plastic	BP1A	1 liter NaOH, Asc Acid plastic	DG9M	40mL MeOH clear vial	ZPLC	Ziploc Bag

FEEZOR ENGINEERING, INC.

FIELD INFORMATION LOG Part 1

Facility: Bridgeton Landfill

Location: Bridgeton, Missouri

Sample Matrix: Groundwater

Sample Point ID: LR-100

Sampler(s): Michael Spurgeon

Jonathan Wilkinson

Top of Casing (ft. msl) 468.14

PURGE INFORMATION:

Method of Well Purge: Waterra Pump

Dedicated Equipment: Yes ✓ No

Date/Time Initiated: 6/8/2016 1114

Casing Diameter (inches): 2

Initial Water Level (feet): 15.42

One Borehole Volume (gal): Not Applicable

Initial Water Level Previous Event (feet): 16.72 Oct 2013

One Borehole Volume Previous Event (gal): N/A

Ground Water Elevation (ft, msl): 452.22

Total Volume Purged (mL): 4,800 mL

Ground Water Elevation Previous Event (ft, msl 451.42

Purged Dry?: Yes No ✓

Well Total Depth (feet): 27.01

Water Level after Purge (feet): N/A

Well Total Depth Previous Event (feet): 27.19 Oct 2013

Date/Time Completed: 6/8/2016 1120

PURGE DATA: Discharge: N/A sec Refill: N/A sec Pressure: N/A psi

Measure field pH, Temp, Specific Conductance, Diss O_2, and Oxidation-Reduction Potential using flow-through cell.

Average Purge Rate: 343 mL / min

Time	Cumulative Volume (mL)	Temp (°C)	pH (std units)	Spec. Conductance (µS = µmhos/cm)	Turbidity (NTU)	Dissolved O_2 (mg/L)	ORP (mV)	Notes
Purge 500 mL prior to first reading								
1116	500	18.4	6.63	2360	46.34	1.93	-81	Clear
1120	1930	17.7	6.60	2380	23.48	1.60	-85	Clear
1124	3330	17.4	6.62	2370	16.81	1.26	-86	Clear
1128	4800	17.4	6.63	2360	7.71	1.04	-89	Clear

FEEZOR ENGINEERING, INC.

FIELD INFORMATION LOG Part 2

SAMPLING INFORMATION:

Sample Point ID: LR-100

Sampling Method: Waterra Pump

Dedicated: Yes ✓ No

Water Level After Sampling (ft): 16.24

Well Collection Sequence #: 25 of 30

Parameters: Annual: ___ Semi-Annual: ___ Quarterly: ___ Monthly: ___ Other: ✓ MDNR Split Sampling

SAMPLE DATA:

Time & Date	Sample Rate mL/min	Temp (°C)	pH (std units)	Specific Conductance (µS = µmhos/cm)	Turbidity (NTU)	Dissolved O_2 (mg/L)	ORP (mV)	Notes
6/8/2016 1130	VOC 343 Other 343	17.4	6.63	2360	7.71	1.04	-88	Clear

INSTRUMENT CALIBRATION DATA:

Start of day: (Date/Time) 6/8/2016 0730

End of day: (Date/time) 6/8/2016 1845

Turbidity Meter: HF MicroTPW

Turb Meter S/N: # 20111005I

pH / Sp. Cond. Meter: WTW pH/Cond 3400i

pH / Sp. Cond. Meter S/N: # 08200255

ORP / Diss O_2 Meter: WTW pH/Oxi 3400i

ORP / Diss O_2 Meter S/N: # 10201689

Purging Event Start of day	Purging Event End of day		Sampling Event Start of day	Sampling Event End of day	
0.02	N/A	NTU std = 0.02	N/A	0.46	NTU std 0.02
10.27	N/A	NTU std = 10.0	N/A	10.14	NTU std 10.0
1001	N/A	NTU std = 1,000	N/A	1016	NTU std 1,000
1437	N/A	µS std = 1,413	N/A	1345	µS std = 1,413
Cell Const: 0.484	Cell Const: N/A	Cell Const Range: 0.45 - 0.50	Cell Const: N/A	Cell Const: 0.484	Cell Const Range: 0.45 - 0.50
7.04	N/A	pH std = 7.04 @15.6 °C	N/A	6.98	pH std = 6.99 @31.2 °C
4.00	N/A	pH std = 4.00 @15.7 °C	N/A	4.05	pH std = 4.01 @30.9 °C
Slope: 0.67	Slope: N/A	Dissolved O_2 Slope Range: 0.6 to 1.25	Slope: N/A	Slope: 0.94	Dissolved O_2 Slope Range: 0.6 to 1.25
@ Temp 18.0°C	@ Temp N/A		@ Temp N/A	@ Temp 29.3°C	
236	N/A	ORP std = 226 @15.7 °C	N/A	207	ORP std = 215 @31.0 °C

Other Calibration: Not Applicable

GENERAL INFORMATION:

Weather Conditions @ Sampling: Sunny, 80°F

Sample Characteristics: Clear

COMMENTS AND OBSERVATIONS:

Well Closed and Locked? (Y) N Full Suite Collected?: Y / N # Bottles Collected: 10 - 7 Race 3 Chlor/Nit

MDNR collects split - MO DNR I & tot/diss reads ; Tritium

Date: 6/8/2016 By: Jonathan Wilkinson Title: Residuals Management Team Member

Company: Feezor Engineering, Inc.

FEEZOR ENGINEERING, INC.

FIELD INFORMATION LOG Part 1

Facility: Bridgeton Landfill

Location: Bridgeton, Missouri

Sample Matrix: Groundwater

Sample Point ID: LR-105

Sampler(s): Michael Spurgeon

Jonathan Wilkinson

Top of Casing (ft, msl) 485.36

PURGE INFORMATION:

Method of Well Purge: Waterra Pump

Dedicated Equipment: Yes ✓ No

Date/Time Initiated: 6/9/2016 @ 0845 0835

Casing Diameter (inches): 2

Initial Water Level (feet): 30.55

One Borehole Volume (gal): Not Applicable

Initial Water Level Previous Event (feet): 31.39 Oct 2013

One Borehole Volume Previous Event (gal): N/A

Ground Water Elevation (ft, msl): 454.81

Total Volume Purged (mL): Ø

Ground Water Elevation Previous Event (ft, msl 453.97

Purged Dry?: Yes NA No NA

Well Total Depth (feet): 37.91

Water Level after Purge (feet): NA

Well Total Depth Previous Event (feet): 37.96 Oct 2013

Date/Time Completed: 6/9/2016 0854

PURGE DATA: Discharge: N/A sec Refill: N/A sec Pressure: N/A psi

Measure field pH, Temp, Specific Conductance, Diss O_2, and Oxidation-Reduction Potential using flow-through cell.

Average Purge Rate: N/A mL / min

Time	Cumulative Volume (mL)	Temp (°C)	pH (std units)	Spec. Conductance (µS = µmhos/cm)	Turbidity (NTU)	Dissolved O_2 (mg/L)	ORP (mV)	Notes
Purge 500 mL prior to first reading								
	* Attempted to purge - no volume yielded.							
	pulled waterra foot valve + tubing & measured -							
	tubing length ~31ft. => tubing not penetrating							
	apparent blockage in well.							
	* No sample collected *							

FEEZOR ENGINEERING, INC.

FIELD INFORMATION LOG Part 2

SAMPLING INFORMATION:

Sample Point ID: LR-105

Sampling Method: Waterra Pump

Dedicated: Yes ✓ No

Water Level After Sampling (ft): N/A

Well Collection Sequence #: N/A of N/A

Parameters: Annual: ___ Semi-Annual: ___ Quarterly: ___ Monthly: ___ Other: ✓ MDNR Split Sampling

SAMPLE DATA:

Time & Date	Sample Rate mL/min	Temp (°C)	pH (std units)	Specific Conductance (µS = µmhos/cm)	Turbidity (NTU)	Dissolved O_2 (mg/L)	ORP (mV)	Notes
6/9/2016 0835	VOC: N/A Other: NA	No Sample Collected						

INSTRUMENT CALIBRATION DATA:

Start of day: (Date/Time) N/A

End of day: (Date/time) N/A

Turbidity Meter: HF MicroTPW

Turb Meter S/N: N/A

pH / Sp. Cond. Meter: WTW pH/Cond 3400i

pH / Sp. Cond. Meter S/N: N/A

ORP / Diss O_2 Meter: WTW pH/Oxi 3400i

ORP / Diss O_2 Meter S/N: N/A

Purging Event			Sampling Event		
Start of day: N/A	End of day: N/A	NTU std = 0.02	Start of day: N/A	End of day: N/A	NTU std 0.02
	N/A	NTU std = 10.0	N/A		NTU std 10.0
	N/A	NTU std = 1,000	N/A		NTU std 1,000
	N/A	µS std = 1,413	N/A		µS std = 1,413
Cell Const:	Cell Const: N/A	Cell Const Range: 0.45 - 0.50	Cell Const: N/A	Cell Const:	Cell Const Range: 0.45 - 0.50
	N/A	pH std = N/A @ N/A °C	N/A		pH std = N/A @ N/A °C
	N/A	pH std = N/A @ N/A °C	N/A		pH std = N/A @ N/A °C
Slope:	Slope: N/A	Dissolved O_2 Slope Range: 0.6 to 1.25	Slope: N/A	Slope:	Dissolved O_2 Slope Range: 0.6 to 1.25
@ Temp	@ Temp N/A		@ Temp N/A	@ Temp	
	N/A	ORP std = N/A @ N/A °C	N/A		ORP std = N/A @ N/A °C

Other Calibration: Not Applicable

GENERAL INFORMATION:

Weather Conditions @ Sampling: Sunny, 75°F

Sample Characteristics:

COMMENTS AND OBSERVATIONS:

Well Closed and Locked?: (Y) N Full Suite Collected?: Y /(N) # Bottles Collected: 6

Attempted to purge - not able to advance Waterra foot valve & tubing past apparent blockage ~ 31 ft below top of PVC casing.

Date: 6/9/2016 By: Jonathan Wilkinson Title: Residuals Management Team Member

Company: Feezor Engineering, Inc.

FEEZOR ENGINEERING, INC.

FIELD INFORMATION LOG Part 1

Facility: Bridgeton Landfill

Location: Bridgeton, Missouri

Sample Matrix: Groundwater

Sample Point ID: MW-1204

Sampler(s): Michael Spurgeon

Jonathan Wilkinson

Top of Casing (ft, msl) 478.04

PURGE INFORMATION:

Method of Well Purge: Waterra Pump

Dedicated Equipment: Yes ✓ No

Date/Time Initiated: 6/8/2016 1356

Casing Diameter (inches): 2

Initial Water Level (feet): 5.59

One Borehole Volume (gal): Not Applicable

Initial Water Level Previous Event (feet): 14.25

One Borehole Volume Previous Event (gal): N/A

Ground Water Elevation (ft, msl): 472.45

Total Volume Purged (mL): 15,100 15,100 mL

Ground Water Elevation Previous Event (ft, msl 463.79

Purged Dry?: Yes No ✓

Well Total Depth (feet): 215.00

Water Level after Purge (feet): N/A

Well Total Depth Previous Event (feet): 222.60

Date/Time Completed: 6/8/2016 1456

PURGE DATA: Discharge: N/A sec Refill: N/A sec Pressure: N/A psi

Measure field pH, Temp, Specific Copductance, Diss O_2, and Oxidation-Reduction Potential using flow-through cell.

* Waterra actuator ineffective at purging. Manually purge well w/ tubing.

Average Purge Rate: 617 mL / min

Time	Cumulative Volume (mL)	Temp (°C)	pH (std units)	Spec. Conductance (µS = µmhos/cm)	Turbidity (NTU)	Dissolved O_2 (mg/L)	ORP (mV)	Notes
Purge 8,500 mL prior to first reading								
* 1428	- resume purging @ 4,000 mL				via	Waterra actuator		leachate
** 1434	8,500	25.4	6.60	2,520	60.64	0.15	-174	Clear; LFG odor
1438	10,875	25.6	6.54	2,770	85.44	0.09	-156	Clear; Leachate odor
1442	13,450	25.5	6.50	2,710	120.8	0.06	-175	Clear; leachate odor
1446	15,100	25.5	6.49	2,600	103.9	0.05	-178	Clear to cloudy; leachate odor
**	pulled Waterra tubing - foot valve had PVC shavings blocking vac. Clear foot							
	valve, reinstall tubing, and resume purging via actuator							

FEEZOR ENGINEERING, INC.

FIELD INFORMATION LOG Part 2

SAMPLING INFORMATION:

Sample Point ID: MW-1204

Sampling Method: Waterra Pump

Dedicated: Yes ✓ No

Water Level After Sampling (ft): 14.03

Well Collection Sequence #: 26 of 38

Parameters: Annual: ___ Semi-Annual: ___ Quarterly: ___ Monthly: ___ Other: ✓ MDNR Split Sampling

SAMPLE DATA:

Time & Date	Sample Rate mL/min	Temp (°C)	pH (std units)	Specific Conductance (µS = µmhos/cm)	Turbidity (NTU)	Dissolved O_2 (mg/L)	ORP (mV)	Notes
6/8/2016 1448	VOC: 617 Other: 617	25.5	6.49	2,600	103.9	0.05 ~~103.9~~	-178	Clear to cloudy leachate odor

INSTRUMENT CALIBRATION DATA:

Start of day: (Date/Time) 6/8/2016 0730

End of day: (Date/time) 6/8/2016 1845

Turbidity Meter: HF MicroTPW

Turb Meter S/N: #20110051

pH / Sp. Cond. Meter: WTW pH/Cond 3400i

pH / Sp. Cond. Meter S/N: #08200255

ORP / Diss O_2 Meter: WTW pH/Oxi 3400i

ORP / Diss O_2 Meter S/N: #10201689

Purging Event Start of day	Purging Event End of day		Sampling Event Start of day	Sampling Event End of day	
0.02	N/A	NTU std = 0.02	N/A	0.46	NTU std 0.02
10.27	N/A	NTU std = 10.0	N/A	10.14	NTU std 10.0
1001	N/A	NTU std = 1,000	N/A	1016	NTU std 1,000
1437	N/A	µS std = 1,413	N/A	1395	µS std = 1,413
Cell Const: 0.484	Cell Const: N/A	Cell Const Range: 0.45 - 0.50	Cell Const: N/A	Cell Const: 0.484	Cell Const Range: 0.45 - 0.50
7.04	N/A	pH std = 7.04 @15.6°C	N/A	6.98	pH std = 6.99 @31.2 °C
4.00	N/A	pH std = 4.00 @15.7°C	N/A	4.05	pH std = 4.01 @30.9 °C
Slope: 0.87 @ Temp 18.0°C	Slope: N/A @ Temp N/A	Dissolved O_2 Slope Range: 0.6 to 1.25	Slope: N/A @ Temp N/A	Slope: 0.94 @ Temp 29.3°C	Dissolved O_2 Slope Range: 0.6 to 1.25
236	N/A	ORP std = 226 @15.7°C	N/A	207	ORP std = 215 @31.0 °C

Other Calibration: Not Applicable

GENERAL INFORMATION:

Weather Conditions @ Sampling: Sunny, 80°F

Sample Characteristics: Clear to cloudy, leachate odor

COMMENTS AND OBSERVATIONS:

Well Closed and Locked?: (Y) / N Full Suite Collected?: (Y) N # Bottles Collected: 11 - 7 Pace - 4 Eberline

Collect MW-1204 DUP @ 1448 (11 bottles); MDNR collects MO App I & tot/diss rads & tritium

Date: 6/8/2016 By: Jonathan Wilkinson Title: Residuals Management Team Member

Company: Feezor Engineering, Inc.

Feezor Engineering, Inc. • 3377 Hollenberg Drive • Bridgeton, Missouri 63044

FEEZOR ENGINEERING, INC.

FIELD INFORMATION LOG Part 1

Facility: Bridgeton Landfill

Location: Bridgeton, Missouri

Sample Matrix: Groundwater

Sample Point ID: PZ-100-SS

Sampler(s): Michael Spurgeon

Jonathan Wilkinson

Top of Casing (ft, msl) 485.75

PURGE INFORMATION:

Method of Well Purge: Bladder Pump

Dedicated Equipment: Yes ✓ No

Date/Time Initiated: 6/10/2016 0935

Casing Diameter (inches): 2

Initial Water Level (feet): 24.36

One Borehole Volume (gal): Not Applicable

Initial Water Level Previous Event (feet): 29.33

One Borehole Volume Previous Event (gal): N/A

Ground Water Elevation (ft, msl): 456.39

Total Volume Purged (mL): 5,100 mL

Ground Water Elevation Previous Event (ft, msl 456.42

Purged Dry?: Yes No ✓

Well Total Depth (feet): Top of Pump = 89.09

Water Level after Purge (feet): 34.80

Well Total Depth Previous Event (feet): Top of pump = 89.08

Date/Time Completed: 6/10/2016 0951

PURGE DATA: Discharge: 4.5 sec Refill: 6.0 sec Pressure: 47 psi

Measure field pH, Temp, Specific Conductance, Diss O_2, and Oxidation-Reduction Potential using flow-through cell.

Average Purge Rate: 319 mL / min

Time	Cumulative Volume (mL)	Temp (°C)	pH (std units)	Spec. Conductance (µS = µmhos/cm)	Turbidity (NTU)	Dissolved O_2 (mg/L)	ORP (mV)	Notes
Purge 1,500 mL prior to first reading								
0939	1,500	17.5	7.07	791	5.99	0.77	-8	WL: 33.18; clear
0943	2,550	17.3	7.05	783	7.21	0.75	4	WL: 35.30 35.05; clear
0947	3,850	17.4	7.05	784	6.66	0.91	275	WL: 32.45; clear
0951	5,100	17.3	7.05	783	6.42	1.09	37 53	WL: 34.80; clear

FEEZOR ENGINEERING, INC.

FIELD INFORMATION LOG Part 2

SAMPLING INFORMATION:

Sample Point ID: PZ-100-SS

Sampling Method: Bladder Pump

Dedicated: Yes ✓ No

Water Level @ Sampling (ft): 39.80

Well Collection Sequence #: 33 of 38

Parameters: Annual: Semi-Annual: Quarterly: ✓ Monthly: Other:

SAMPLE DATA:

Time & Date	Sample Rate mL/min	Temp (°C)	pH (std units)	Specific Conductance (µS = µmhos/cm)	Turbidity (NTU)	Dissolved O_2 (mg/L)	ORP (mV)	Notes
6/10/2016 0950	VOC: 319 Other: 319	17.7	7.05	783	6.42	1.09	53	Clear

INSTRUMENT CALIBRATION DATA:

Start of day: (Date/Time) 6/10/2016 0805

End of day: (Date/time) 6/10/2016 1320

Turbidity Meter: HF MicroTPW

Turb Meter S/N: # 20111005 1

pH / Sp. Cond. Meter: WTW pH/Cond 3400i

pH / Sp. Cond. Meter S/N: # 08200255

ORP / Diss O_2 Meter: WTW pH/Oxi 3400i

ORP / Diss O_2 Meter S/N: # 10201689

Purging Event			Sampling Event		
Start of day	End of day		Start of day	End of day	
0.02	N/A	NTU std = 0.02	N/A	0.00	NTU std 0.02
4.98	N/A	NTU std = 10.0	N/A	10.70	NTU std 10.0
961.1	N/A	NTU std = 1,000	N/A	1080	NTU std 1,000
1412	N/A	µS std = 1,413	N/A	1392	µS std = 1,413
Cell Const: 0.484	Cell Const: N/A	Cell Const Range: 0.45 - 0.50	Cell Const: N/A	Cell Const: 0.484	Cell Const Range: 0.45 - 0.50
7.00	N/A	pH std = 7.00 @25.6 °C	N/A	6.98	pH std = 6.98 @36.0 °C
4.01	N/A	pH std = 4.01 @25.3 °C	N/A	4.06	pH std = 4.02 @34.5 °C
Slope: 0.89	Slope: N/A	Dissolved O_2 Slope Range: 0.6 to 1.25	Slope: N/A	Slope: 0.92	Dissolved O_2 Slope Range: 0.6 to 1.25
@ Temp 28.5°C	@ Temp N/A		@ Temp N/A	@ Temp 34.9°C	
207	N/A	ORP std = 219 @25.7 °C	N/A	205	ORP std = 211 @ 37.2 °C

Other Calibration: Not Applicable

GENERAL INFORMATION:

Weather Conditions @ Sampling: Sunny, 80°F

Sample Characteristics: Clear

COMMENTS AND OBSERVATIONS:

Sp. Cond. Prediction Limit = 1,000 µS; Historical Range from Nov 2011 - Mar 2016: 732.5 - 855 µS.

pH Prediction Limits = 6.6 - 8.0 s.u.; Historical Range from Nov 2011 - Mar 2016: 6.83 - 7.27 s.u.

Well Closed and Locked?: (Y) / N Full Suite Collected?: (Y) / N # Bottles Collected: 7 - Pace

Date: 6/10/2016 By: Jonathan Wilkinson Title: Residuals Management Team Member

Company: Feezor Engineering, Inc.

FEEZOR ENGINEERING, INC.

FIELD INFORMATION LOG Part 1

Facility: Bridgeton Landfill

Location: Bridgeton, Missouri

Sample Matrix: Groundwater

Sample Point ID: PZ-100-SD

Sampler(s): Michael Spurgeon

Jonathan Wilkinson

Top of Casing (ft, msl) 485.72

PURGE INFORMATION:

Method of Well Purge: Bladder Pump

Dedicated Equipment: Yes ✓ No

Date/Time Initiated: 6/10/2016 0900

Casing Diameter (inches): 2

Initial Water Level (feet): 31.08

One Borehole Volume (gal): Not Applicable

Initial Water Level Previous Event (feet): 30.62

One Borehole Volume Previous Event (gal): N/A

Ground Water Elevation (ft, msl): 454.64

Total Volume Purged (mL): 7,790

Ground Water Elevation Previous Event (ft, msl 455.10

Purged Dry?: Yes No ✓

LHT Well Total Depth (feet): Top of pump = 96.19

Water Level after Purge (feet): 46.55

4 Well Total Depth Previous Event (feet): Top of pump = 96.20

Date/Time Completed: 6/10/2016 0921

PURGE DATA: Discharge: 4.5 sec Refill: 6.0 sec Pressure: 50 psi

Measure field pH, Temp, Specific Conductance, Diss O_2, and Oxidation-Reduction Potential using flow-through cell.

Average Purge Rate: 371 mL / min

Time	Cumulative Volume (mL)	Temp (°C)	pH (std units)	Spec. Conductance (µS = µmhos/cm)	Turbidity (NTU)	Dissolved O_2 (mg/L)	ORP (mV)	Notes
Purge 2,000 mL prior to first reading								
0905	2,000	17.2	6.94	582	5.52	0.64	-78	WL: 35.98; clear
0909	3,510	17.3	7.04	602	6.45	0.38	-95	WL: 38.75; clear
0913	4,880	17.4	7.10	598	4.46	0.32	-97	WL: 41.57; clear
0917	6,360	17.3	7.13	597	5.11	0.32	-99	WL: 44.10; clear
0921	7,790	17.3	7.16	599	4.82	0.30	-99	WL: 46.55; clear

FEEZOR ENGINEERING, INC.

FIELD INFORMATION LOG Part 2

SAMPLING INFORMATION:

Sample Point ID: PZ-100-SD

Sampling Method: Bladder Pump

Dedicated: Yes ✓ No

Water Level @ Sampling (ft): 46.55

Well Collection Sequence #: 32 of 38

Parameters: Annual: ___ Semi-Annual: ___ Quarterly: ✓ Monthly: ___ Other: ___

SAMPLE DATA:

Time & Date	Sample Rate mL/min	Temp (°C)	pH (std units)	Specific Conductance (µS = µmhos/cm)	Turbidity (NTU)	Dissolved O_2 (mg/L)	ORP (mV)	Notes
6/10/2016 0923	VOC 371 Other 371	17.3	7.16	599	4.82	0.30	-99	Clear

INSTRUMENT CALIBRATION DATA:

Start of day: (Date/Time) 6/10/2016 0805

End of day: (Date/time) 6/10/2016 1320

Turbidity Meter: HF MicroTPW

Turb Meter S/N: #20111005 #200[illegible]

pH / Sp. Cond. Meter: WTW pH/Cond 3400i

pH / Sp. Cond. Meter S/N: #08200255

ORP / Diss O_2 Meter: WTW pH/Oxi 3400i

ORP / Diss O_2 Meter S/N: #10201689

Purging Event Start of day	Purging Event End of day		Sampling Event Start of day	Sampling Event End of day	
0.02	N/A	NTU std = 0.02	N/A	0.00	NTU std 0.02
9.98	N/A	NTU std = 10.0	N/A	10.70	NTU std 10.0
961.1	N/A	NTU std = 1,000	N/A	1080	NTU std 1,000
1412	N/A	µS std = 1,413	N/A	1392	µS std = 1,413
Cell Const: 0.484	Cell Const: N/A	Cell Const Range: 0.45 - 0.50	Cell Const: N/A	Cell Const: 0.484	Cell Const Range: 0.45 - 0.50
7.00	N/A	pH std = 7.00 @25.6°C	N/A	6.98	pH std = 6.98 @36.0 °C
4.01	N/A	pH std = 4.01 @25.3°C	N/A	4.06	pH std = 4.02 @34.5 °C
Slope: 0.89	Slope: N/A	Dissolved O_2 Slope Range: 0.6 to 1.25	Slope: N/A	Slope: 0.92	Dissolved O_2 Slope Range: 0.6 to 1.25
@ Temp 28.5°C	@ Temp N/A		@ Temp N/A	@ Temp 34.9°C	
207	N/A	ORP std = 219 @25.7°C	N/A	205	ORP std = 211 @37.2 °C

Other Calibration: Not Applicable

GENERAL INFORMATION:

Weather Conditions @ Sampling: Sunny, 80°F

Sample Characteristics: Clear

COMMENTS AND OBSERVATIONS:

Sp. Cond. Prediction Limit = 710 µS; Historical Range from Nov 2011 - Mar 2016: 606 - 826 µS.

pH Prediction Limits = 6.6 - 8.2 s.u.; Historical Range from Nov 2011 - Mar 2016: 6.95 - 7.48 s.u.

Well Closed and Locked?: Y / N Full Suite Collected?: Y / N # Bottles Collected: 7 - Pace

Date: 6/10/2016 By: [signature] Jonathan Wilkinson Title: Residuals Management Team Member

Company: Feezor Engineering, Inc.

FEEZOR ENGINEERING, INC.

FIELD INFORMATION LOG Part 1 Page 1 of 2

Facility: Bridgeton Landfill

Location: Bridgeton, Missouri

Sample Matrix: Groundwater

Sample Point ID: PZ-101-SS

Sampler(s): Michael Spurgeon

Jonathan Wilkinson

Top of Casing (ft, msl) 491.26

PURGE INFORMATION:

Method of Well Purge: Waterra Pump

Dedicated Equipment: Yes ✓ No

Date/Time Initiated: 6/7/2016 1312

Casing Diameter (inches): 2

Initial Water Level (feet): 37.09

One Borehole Volume (gal): Not Applicable

Initial Water Level Previous Event (feet): 36.68

One Borehole Volume Previous Event (gal): N/A

Ground Water Elevation (ft, msl): 454.17

Total Volume Purged (mL): 23,000 mL

Ground Water Elevation Previous Event (ft, msl 454.58

Purged Dry?: Yes No ✓

Well Total Depth (feet): 155.10

Water Level after Purge (feet): N/A

Well Total Depth Previous Event (feet): 155.11

Date/Time Completed: 6/7/2016 1443

PURGE DATA: Discharge: N/A sec Refill: N/A sec Pressure: N/A psi

Measure field pH, Temp, Specific Conductance, Diss O_2, and Oxidation-Reduction Potential using flow-through cell.

Average Purge Rate: 330 * mL / min * purge rate reduced, Waterra tubing slipped from actuator

Time	Cumulative Volume (mL)	Temp (°C)	pH (std units)	Spec. Conductance (µS = µmhos/cm)	Turbidity (NTU)	Dissolved O_2 (mg/L)	ORP (mV)	Notes
Purge 4,750 mL prior to first reading								
1325	4,750	28.2	6.44	1880	3.87	0.86	69	Clear
1329	5,750	27.8	6.44	1949	3.25	0.61	-77	Clear
1333	7,150	28.2	6.43	1957	4.05	0.48	-68	Clear
1337	8,400	27.4	6.45	1958	3.32	0.38	-76	Clear
1341	9,350	27.5	6.45	1959	3.92	0.32	-69	Clear
1345	10,350	28.6	6.45	1962	3.02	0.26	-75	Clear
1349	11,800	27.8	6.43	1964	4.36	0.17	75	Clear
1353	12,850	28.1	6.43	1966	4.16	0.15	-69	Clear
1357	14,550	28.7	6.44	1970	3.11	0.15	-77	Clear
1401	16,100	28.6	6.45	1970	5.68	0.15	-84	Clear
1405	Well dewatered @ 17,500 mL - allow to recharge							
	Check water level = 68.20 ft							

* Waterra tubing dipped from actuator - reconnect and resume purging

FEEZOR ENGINEERING, INC.

FIELD INFORMATION LOG Part 2

SAMPLING INFORMATION:

Sample Point ID: PZ-101-SS

Sampling Method: Waterra Pump

Dedicated: Yes ✓ No ____

Water Level After Sampling (ft): 90.25

Well Collection Sequence #: 22 of 38

Parameters: Annual: ___ Semi-Annual: ___ Quarterly: ___ Monthly: ___ Other: ✓ MDNR Split Sampling

SAMPLE DATA:

Time & Date	Sample Rate mL/min	Temp (°C)	pH (std units)	Specific Conductance (µS = µmhos/cm)	Turbidity (NTU)	Dissolved O_2 (mg/L)	ORP (mV)	Notes
	VOC:	See Page 2 of 2						
	Other:							

INSTRUMENT CALIBRATION DATA:

Start of day: (Date/Time) See page 2 of 2

End of day: (Date/time) ____

Turbidity Meter: HF MicroTPW

Turb Meter S/N: ____

pH / Sp. Cond. Meter: WTW pH/Cond 3400i

pH / Sp. Cond. Meter S/N: ____

ORP / Diss O_2 Meter: WTW pH/Oxi 3400i

ORP / Diss O_2 Meter S/N: ____

Purging Event			Sampling Event		
Start of day	End of day		Start of day	End of day	
	N/A	NTU std = 0.02	N/A		NTU std 0.02
	N/A	NTU std = 10.0	N/A		NTU std 10.0
	N/A	NTU std = 1,000	N/A		NTU std 1,000
	N/A	µS std = 1,413	N/A		µS std = 1,413
Cell Const	Cell Const	Cell Const Range: 0.45 - 0.50	Cell Const	Cell Const	Cell Const Range: 0.45 - 0.50
	N/A	pH std = @ °C	N/A		pH std = @ °C
	N/A	pH std = @ °C	N/A		pH std = @ °C
Slope:	Slope: N/A	Dissolved O_2 Slope Range: 0.6 to 1.25	Slope: N/A	Slope:	Dissolved O_2 Slope Range: 0.6 to 1.25
@ Temp	@ Temp N/A		@ Temp N/A	@ Temp	
	N/A	ORP std = @ °C	N/A		ORP std = @ °C

Other Calibration: Not Applicable

GENERAL INFORMATION:

Weather Conditions @ Sampling: P. Cloudy, Breezy, 80°F

Sample Characteristics: Clear

COMMENTS AND OBSERVATIONS:

Well Closed and Locked? (Y) / N Full Suite Collected? (Y) / N # Bottles Collected: 10 - 7 Plastic 3 Glass/Amber

See page 2 of 2 for calibration results and field parameters

Date: 6/7/2016 By: Jonathan Wilkinson Title: Residuals Management Team Member

Company: Feezor Engineering, Inc.

FEEZOR ENGINEERING, INC.

FIELD INFORMATION LOG Part 1 Page 2 of 2

Facility: Bridgeton Landfill

Location: Bridgeton, Missouri

Sample Matrix: Groundwater

Sample Point ID: PZ-101-SS

Sampler(s): Michael Spurgeon

Jonathan Wilkinson

Top of Casing (ft, msl) 491.26

PURGE INFORMATION:

Method of Well Purge: Waterra Pump

Dedicated Equipment: Yes ✓ No

Date/Time Initiated: 6/7/2016 1312

Casing Diameter (inches): 2

Initial Water Level (feet): 37.09

One Borehole Volume (gal): Not Applicable

Initial Water Level Previous Event (feet): 36.68

One Borehole Volume Previous Event (gal): N/A

Ground Water Elevation (ft, msl): 454.17

Total Volume Purged (mL): 23,000 mL

Ground Water Elevation Previous Event (ft, msl 454.58

Purged Dry?: Yes No ✓

Well Total Depth (feet): 155.10

Water Level after Purge (feet): NA

Well Total Depth Previous Event (feet): 155.11

Date/Time Completed: 6/7/2016 1443

PURGE DATA: Discharge: N/A sec Refill: N/A sec Pressure: N/A psi

Measure field pH, Temp, Specific Conductance, Diss O_2, and Oxidation-Reduction Potential using flow-through cell.

Average Purge Rate: 316* mL / min (*Purge rate after reconnecting tubing)

Time	Cumulative Volume (mL)	Temp (°C)	pH (std units)	Spec. Conductance (µS = µmhos/cm)	Turbidity (NTU)	Dissolved O_2 (mg/L)	ORP (mV)	Notes
Purge N/A mL prior to first reading								
1427	18,000	24.3	6.50	1931	5.88	1.39	-53	Clear
1431	19,300	27.6	6.47	1959	5.85	0.96	-71	Clear
1435	20,800	28.4	6.46	1966	5.12	0.62	-74	Clear
1439	21,700	28.0	6.48	1967	4.42	1.13	-70	Clear
1443	23,000	28.2	6.47	1973	4.21	0.63	-75	Clear

FEEZOR ENGINEERING, INC

FIELD INFORMATION LOG Part 2

SAMPLING INFORMATION:

Sample Point ID: PZ-101-SS

Sampling Method: Waterra Pump

Dedicated: Yes ✓ No ____

Water Level After Sampling (ft): 90.25

Well Collection Sequence #: 22 of 38

Parameters: Annual: ___ Semi-Annual: ___ Quarterly: ___ Monthly: ___ Other: ✓ MDNR Split Sampling

SAMPLE DATA:

Time & Date	Sample Rate mL/min	Temp (°C)	pH (std units)	Specific Conductance (µS = µmhos/cm)	Turbidity (NTU)	Dissolved O_2 (mg/L)	ORP (mV)	Notes
6/7/2016 1445	VOC: 316 Other: 316	28.2	6.47	1973	4.21	0.63	-75	Clear

INSTRUMENT CALIBRATION DATA:

Start of day: (Date/Time) 6/7/2016 0730

End of day: (Date/time) 6/7/2016 1725

Turbidity Meter: HF MicroTPW

Turb Meter S/N: # 20111005I

pH / Sp. Cond. Meter: WTW pH/Cond 3400i

pH / Sp. Cond. Meter S/N: # 08200255

ORP / Diss O_2 Meter: WTW pH/Oxi 3400i

ORP / Diss O_2 Meter S/N: # 10201699

Purging Event			Sampling Event		
Start of day	End of day		Start of day	End of day	
0.02	N/A	NTU std = 0.02	N/A	0.00	NTU std 0.02
9.93	N/A	NTU std = 10.0	N/A	9.05	NTU std 10.0
993.5	N/A	NTU std = 1,000	N/A	950.9	NTU std 1,000
1429	N/A	µS std = 1,413	N/A	1398	µS std = 1,413
Cell Const: 0.482	Cell Const: N/A	Cell Const Range: 0.45 - 0.50	Cell Const: N/A	Cell Const: 0.482	Cell Const Range: 0.45 - 0.50
7.02	N/A	pH std = 7.02 @18.8 °C	N/A	7.00	pH std = 6.99 @30.1 °C
4.00	N/A	pH std = 4.00 @19.0 °C	N/A	4.02	pH std = 4.01 @26.5 °C
Slope: 0.91	Slope: N/A	Dissolved O_2 Slope Range: 0.6 to 1.25	Slope: N/A	Slope: 0.92	Dissolved O_2 Slope Range: 0.6 to 1.25
@ Temp 19.9°C	@ Temp N/A		@ Temp N/A	@ Temp 28.2°C	
220	N/A	ORP std = 224 @18.5 °C	N/A	211	ORP std = 216 @30.3 °C

Other Calibration: Not Applicable

GENERAL INFORMATION:

Weather Conditions @ Sampling: P. Cloudy, Breezy, 80°F

Sample Characteristics: Clear

COMMENTS AND OBSERVATIONS:

Well Closed and Locked?: (Y) / N Full Suite Collected?: (Y) / N # Bottles Collected: 10 - 7 Pace - 3 Eberline

MDNR collects Mo App I & tot/diss mets & nitrate

Date: 6/7/2016 By: Jonathan Wilkinson Title: Residuals Management Team Member

Company: Feezor Engineering, Inc.

FEEZOR ENGINEERING, INC.

FIELD INFORMATION LOG Part 1

Facility: Bridgeton Landfill

Location: Bridgeton, Missouri

Sample Matrix: Groundwater

Sample Point ID: PZ-102R-SS

Sampler(s): Michael Spurgeon

Jonathan Wilkinson

Top of Casing (ft, msl) 485.62

PURGE INFORMATION:

Method of Well Purge: Waterra Pump

Dedicated Equipment: Yes ✓ No

Date/Time Initiated: 6/7/2016 1627

Casing Diameter (inches): 2

Initial Water Level (feet): 20.70

One Borehole Volume (gal): Not Applicable

Initial Water Level Previous Event (feet): 19.68

One Borehole Volume Previous Event (gal): N/A

Ground Water Elevation (ft, msl): 464.92

Total Volume Purged (mL): 8,150 mL

Ground Water Elevation Previous Event (ft, msl 465.94

Purged Dry?: Yes No ✓

Well Total Depth (feet): 91.14

Water Level after Purge (feet): N/A

Well Total Depth Previous Event (feet): 91.14

Date/Time Completed: 6/7/2016 1647

PURGE DATA: Discharge: N/A sec Refill: N/A sec Pressure: N/A psi

Measure field pH, Temp, Specific Conductance, Diss O_2, and Oxidation-Reduction Potential using flow-through cell.

Average Purge Rate: 408 mL / min

Time	Cumulative Volume (mL)	Temp (°C)	pH (std units)	Spec. Conductance (µS = µmhos/cm)	Turbidity (NTU)	Dissolved O_2 (mg/L)	ORP (mV)	Notes
Purge 3,000 mL prior to first reading								
1635	3,000	20.4	6.89	846	106.8	0.29	-212	Lt. tan; black particles
1639	5,000	20.4	6.89	847	22.96	0.24	-151	Clear
1643	6,800	20.7	6.87	851	25.54	0.24	-132	Clear
1647	8,150	20.9	6.88	853	34.54	0.23	-129	Clear

FEEZOR ENGINEERING, INC.

FIELD INFORMATION LOG Part 2

SAMPLING INFORMATION:

Sample Point ID: PZ-102R-SS

Sampling Method: Waterra Pump

Dedicated: Yes ✓ No ____

Water Level After Sampling (ft): 47.67

Well Collection Sequence #: 23 of 38

Parameters: Annual: ___ Semi-Annual: ___ Quarterly: ___ Monthly: ___ Other: ✓ MDNR Split Sampling

SAMPLE DATA:

Time & Date	Sample Rate mL/min	Temp (°C)	pH (std units)	Specific Conductance (µS = µmhos/cm)	Turbidity (NTU)	Dissolved O_2 (mg/L)	ORP (mV)	Notes
6/7/2016 1649	VOC: 400 Other 400	20.9	6.86 EC	853	34.54	0.23	-129	Clear

INSTRUMENT CALIBRATION DATA:

Start of day: (Date/Time) 6/7/2016 0730

End of day: (Date/time) 6/7/2016 1725

Turbidity Meter: HF MicroTPW

Turb Meter S/N: # 20110051

pH / Sp. Cond. Meter: WTW pH/Cond 3400i

pH / Sp. Cond. Meter S/N: # 08200255

ORP / Diss O_2 Meter: WTW pH/Oxi 3400i

ORP / Diss O_2 Meter S/N: # 10201689

Purging Event			Sampling Event		
Start of day	End of day		Start of day	End of day	
0.02	N/A	NTU std = 0.02	N/A	0.00	NTU std 0.02
9.93	N/A	NTU std = 10.0	N/A	9.05	NTU std 10.0
993.5	N/A	NTU std = 1,000	N/A	950.9	NTU std 1,000
1429	N/A	µS std = 1,413	N/A	1398	µS std = 1,413
Cell Const: 0.482	Cell Const: N/A	Cell Const Range: 0.45 - 0.50	Cell Const: N/A	Cell Const: 0.482	Cell Const Range: 0.45 - 0.50
7.02	N/A	pH std = 7.02 @18.8 °C	N/A	7.00	pH std = 6.99 @30.1 °C
4.00	N/A	pH std = 4.00 @19.0 °C	N/A	4.02	pH std = 4.01 @26.5 °C
Slope: 0.91	Slope: N/A	Dissolved O_2 Slope Range: 0.6 to 1.25	Slope: N/A	Slope: 0.92	Dissolved O_2 Slope Range: 0.6 to 1.25
@ Temp 19.9 °C	@ Temp N/A		@ Temp N/A	@ Temp 28.2 °C	
230	N/A	ORP std = 224 @18.5 °C	N/A	211	ORP std = 216 @30.3 °C

Other Calibration: Not Applicable

GENERAL INFORMATION:

Weather Conditions @ Sampling: P. Cloudy, Breezy, 80°F

Sample Characteristics: Clear

COMMENTS AND OBSERVATIONS:

Well Closed and Locked?: Y (N) Full Suite Collected?: (Y) N # Bottles Collected: 8 - 3 Duplicate

MDNQ collects MO App I & Tritium

Date: 6/7/2016 By: Jonathan Wilkinson Title: Residuals Management Team Member

Company: Feezor Engineering, Inc.

FEEZOR ENGINEERING, INC.

FIELD INFORMATION LOG Part 1

Facility: Bridgeton Landfill

Location: Bridgeton, Missouri

Sample Matrix: Groundwater

Sample Point ID: PZ-103-SS

Sampler(s): Michael Spurgeon

Jonathan Wilkinson

Top of Casing (ft. msl) 483.56

PURGE INFORMATION:

Method of Well Purge: Waterra Pump

Dedicated Equipment: Yes ✓ No

Date/Time Initiated: 6/9/2016 0920

Casing Diameter (inches): 2

Initial Water Level (feet): 11.93

One Borehole Volume (gal): Not Applicable

Initial Water Level Previous Event (feet): 11.67

One Borehole Volume Previous Event (gal): N/A

Ground Water Elevation (ft, msl): 471.63

Total Volume Purged (mL): 12,000

IWT

Ground Water Elevation Previous Event (ft, msl) 471.89

Purged Dry?: Yes No ✓

FWT

Well Total Depth (feet): 149.65

Water Level after Purge (feet): N/A

WL

Well Total Depth Previous Event (feet): 149.63

Date/Time Completed: 6/9/2016 0950

PURGE DATA: Discharge: N/A sec Refill: N/A sec Pressure: N/A psi

Measure field pH, Temp, Specific Conductance, Diss O_2, and Oxidation-Reduction Potential using flow-through cell.

Average Purge Rate: 400 mL / min

Time	Cumulative Volume (mL)	Temp (°C)	pH (std units)	Spec. Conductance (µS = µmhos/cm)	Turbidity (NTU)	Dissolved O_2 (mg/L)	ORP (mV)	Notes
Purge 5,500 mL prior to first reading								
0930	5,500	27.8	6.26	2380	427.2	0.65	-132	Gray; LFG odor
0934	6,700	28.0	6.32	2330	244.1	0.49	-136	Lt. gray; LFG odor
0938	7,800	27.6	6.30	2380	132.4	0.32	-130	Lt. gray to clear; LFG odor
0942	9,300	28.2	6.26	2170	73.05	0.25	-147	Clear; LFG odor
0946	10,800	28.5	6.23	2040	48.67	0.18	-148	Clear; LFG odor
0950	12,000	28.5	6.19	2080	49.58	0.13	-149	Clear; LFG odor

FEEZOR ENGINEERING, INC.

FIELD INFORMATION LOG Part 2

SAMPLING INFORMATION:

Sample Point ID: PZ-103-SS

Sampling Method: Waterra Pump

Dedicated: Yes ✓ No

Water Level After Sampling (ft): 72.02

Well Collection Sequence #: 28 of 38

Parameters: Annual: ___ Semi-Annual: ___ Quarterly: ___ Monthly: ___ Other: ✓ MDNR Split Sampling

SAMPLE DATA:

Time & Date	Sample Rate mL/min	Temp (°C)	pH (std units)	Specific Conductance (µS = µmhos/cm)	Turbidity (NTU)	Dissolved O_2 (mg/L)	ORP (mV)	Notes
6/9/2016 0952	VOC: 400 Other: 400	28.5	6.19	2,080	49.58	0.13	-149	Clear; LFG odor

INSTRUMENT CALIBRATION DATA:

Start of day: (Date/Time) 6/9/2016 0715

End of day: (Date/time) 6/9/2016 1700

Turbidity Meter: HF MicroTPW

Turb Meter S/N: # 20110051

pH / Sp. Cond. Meter: WTW pH/Cond 3400i

pH / Sp. Cond. Meter S/N: # 08200255

ORP / Diss O_2 Meter: WTW pH/Oxi 3400i

ORP / Diss O_2 Meter S/N: # 10201689

Purging Event Start of day	Purging Event End of day		Sampling Event Start of day	Sampling Event End of day	
0.02	N/A	NTU std = 0.02	N/A	0.01	NTU std 0.02
9.73	N/A	NTU std = 10.0	N/A	9.74	NTU std 10.0
989.0	N/A	NTU std = 1,000	N/A	1018	NTU std 1,000
1428	N/A	µS std = 1,413	N/A	1425	µS std = 1,413
Cell Const: 0.493	Cell Const: N/A	Cell Const Range: 0.45 - 0.50	Cell Const: N/A	Cell Const: 0.493	Cell Const Range: 0.45 - 0.50
7.02	N/A	pH std = 7.02 @ 20.1 °C	N/A	6.99	pH std = 6.98 @ 35.4 °C
4.00	N/A	pH std = 4.00 @ 19.5 °C	N/A	4.04	pH std = 4.02 @ 35.1 °C
Slope: 0.90 @ Temp 21.1°C	Slope: N/A @ Temp N/A	Dissolved O_2 Slope Range: 0.6 to 1.25	Slope: N/A @ Temp N/A	Slope: 0.94 @ Temp 33.8°C	Dissolved O_2 Slope Range: 0.6 to 1.25
217	N/A	ORP std = 223 @ 19.7 °C	N/A	195	ORP std = 212 @ 35.8 °C

Other Calibration: Not Applicable

GENERAL INFORMATION:

Weather Conditions @ Sampling: Sunny, 75°F

Sample Characteristics: Clear; Landfill gas odor; air bubbling through water discharge line.

COMMENTS AND OBSERVATIONS:

Well Closed and Locked?: Y / N Full Suite Collected?: Y / N # Bottles Collected: 10 - 7 Pace 3 Eberline

MDNR collects MO App I & tritium + tot/dis rads

* Difficult to maintain consistent purge rate during purging and sampling

Date: 6/9/2016 By: Jonathan Wilkinson Title: Residuals Management Team Member

Company: Feezor Engineering, Inc.

Feezor Engineering, Inc. • 3377 Hollenberg Drive • Bridgeton, Missouri 63044

FEEZOR ENGINEERING, INC.

FIELD INFORMATION LOG Part 1

Facility: Bridgeton Landfill

Location: Bridgeton, Missouri

Sample Matrix: Groundwater

Sample Point ID: PZ-104-SS

Sampler(s): Michael Spurgeon

Jonathan Wilkinson

Top of Casing (ft, msl) 483.45

PURGE INFORMATION:

Method of Well Purge: Bladder Pump

Dedicated Equipment: Yes ✓ No

Date/Time Initiated: 6/3/2016 1105

Casing Diameter (inches): 2

Initial Water Level (feet): 19.15

One Borehole Volume (gal): Not Applicable

Initial Water Level Previous Event (feet): 19.69

One Borehole Volume Previous Event (gal): N/A

Ground Water Elevation (ft, msl): 464.30

Total Volume Purged (mL): 8,300 mL

Ground Water Elevation Previous Event (ft, msl 463.76

Purged Dry?: Yes No ✓

Well Total Depth (feet): Top of pump = 140.30

Water Level after Purge (feet): 34.90

Well Total Depth Previous Event (feet): Top of pump = 140.27

Date/Time Completed: 6/3/2016 1133

PURGE DATA: Discharge: 4.5 sec Refill: 6.0 sec Pressure: 70 psi

Measure field pH, Temp, Specific Conductance, Diss O_2, and Oxidation-Reduction Potential using flow-through cell.

Average Purge Rate: 296 mL / min

Time	Cumulative Volume (mL)	Temp (°C)	pH (std units)	Spec. Conductance (µS = µmhos/cm)	Turbidity (NTU)	Dissolved O_2 (mg/L)	ORP (mV)	Notes
Purge 5,000 mL prior to first reading								
1117	3,000	28.8	6.82	813	2.25	0.07	-279	WL: 25.33; clear
1121	4,000	28.7	6.80	813	2.20	0.06	-286	WL: 27.01; clear
1125	5,300	28.2	6.80	812	1.61	0.05	-287	WL: 29.55; clear
1129	6,800	27.9	6.80	811	1.14	0.06	-291	WL: 32.16; clear
1133	8,300	27.8	6.78	812	0.94	0.06	-293	WL: 34.90; clear

FEEZOR ENGINEERING, INC.

FIELD INFORMATION LOG Part 2

SAMPLING INFORMATION:

Sample Point ID: PZ-104-SS

Sampling Method: Bladder Pump

Dedicated: Yes ✓ No

Water Level @ Sampling (ft): 34.90

Well Collection Sequence #: 12 of 38

Parameters: Annual: Semi-Annual: Quarterly: ✓ Monthly: Other: ✓ Assessment & MDNR Split Sampling

SAMPLE DATA:

Time & Date	Sample Rate mL/min	Temp (°C)	pH (std units)	Specific Conductance (µS = µmhos/cm)	Turbidity (NTU)	Dissolved O_2 (mg/L)	ORP (mV)	Notes
6/3/2016 1135	VOC: 296 Other: 296	22.8	6.78	812	0.94	0.06	-293	Clear

INSTRUMENT CALIBRATION DATA:

Start of day: (Date/Time) 6/3/2016 0630

End of day: (Date/time) 6/3/2016 1635

Turbidity Meter: HF MicroTPW

Turb Meter S/N: # 20110051

pH / Sp. Cond. Meter: WTW pH/Cond 3400i

pH / Sp. Cond. Meter S/N: # 08200255

ORP / Diss O_2 Meter: WTW pH/Oxi 3400i

ORP / Diss O_2 Meter S/N: # 10201689

Purging Event Start of day	Purging Event End of day		Sampling Event Start of day	Sampling Event End of day	
0.01	N/A	NTU std = 0.02	N/A	0.00	NTU std 0.02
9.96	N/A	NTU std = 10.0	N/A	9.69	NTU std 10.0
973.4	N/A	NTU std = 1,000	N/A	930.6	NTU std 1,000
1425	N/A	µS std = 1,413	N/A	1415	µS std = 1,413
Cell Const: 0.492	Cell Const: N/A	Cell Const Range: 0.45 - 0.50	Cell Const: N/A	Cell Const: 0.492	Cell Const Range: 0.45 - 0.50
7.03	N/A	pH std = 7.03 @ 18.7 °C	N/A	7.00	pH std = 7.00 @ 25.3 °C
4.00	N/A	pH std = 4.00 @ 18.9 °C	N/A	4.05	pH std = 4.01 @ 25.5 °C
Slope: 0.92	Slope: N/A	Dissolved O_2 Slope Range: 0.6 to 1.25	Slope: N/A	Slope: 0.94	Dissolved O_2 Slope Range: 0.6 to 1.25
@ Temp 17.5°C	@ Temp N/A		@ Temp N/A	@ Temp 26.2°C	
231	N/A	ORP std = 225 @ 18.1 °C	N/A	215	ORP std = 219 @ 25.7 °C

Other Calibration: Not Applicable

GENERAL INFORMATION:

Weather Conditions @ Sampling: Lt. Rain, 70°F

Sample Characteristics: Clear

COMMENTS AND OBSERVATIONS:

MDNR collects MD App I & tot/diss radium

Sp. Cond. Prediction Limit = 930 µS; Historical Range from Nov 2011 - Mar 2016: 726 - 882 µS.

pH Prediction Limits = 6.2 - 8.5 s.u.; Historical Range from Nov 2011 - Mar 2016: 6.48 - 7.1 s.u.

Well Closed and Locked?: (Y) N Full Suite Collected?: (Y) N # Bottles Collected: 15 - 1L Pace - 3 Eberline

Collect FB @ PZ-104-SS @ 1015 - 12 Pace - 2 Eberline (no dup rads)

Date: 6/3/2016 By: Jonathan Wilkinson Title: Residuals Management Team Member

Company: Feezor Engineering, Inc.

FEEZOR ENGINEERING, INC.

FIELD INFORMATION LOG Part 1

Facility: Bridgeton Landfill

Location: Bridgeton, Missouri

Sample Matrix: Groundwater

Sample Point ID: PZ-104-SD

Sampler(s): Michael Spurgeon

Jonathan Wilkinson

Top of Casing (ft, msl) 483.51

PURGE INFORMATION:

Method of Well Purge: Bladder Pump

Dedicated Equipment: Yes ✓ No

Date/Time Initiated: 6/3/2016 0906

Casing Diameter (inches): 2

Initial Water Level (feet): 20.56

One Borehole Volume (gal): Not Applicable

Initial Water Level Previous Event (feet): 21.10

One Borehole Volume Previous Event (gal): N/A

Ground Water Elevation (ft, msl): 462.95

Total Volume Purged (mL): 6,200 mL

Ground Water Elevation Previous Event (ft, msl 462.41

Purged Dry?: Yes No ✓

Well Total Depth (feet): Top of pump = 120.64

Water Level after Purge (feet): 25.11 0925

Well Total Depth Previous Event (feet): Top of pump = 120.60

Date/Time Completed: 6/3/2016 0925

PURGE DATA: Discharge: 4.5 sec Refill: 6.0 sec Pressure: 65 psi

Measure field pH, Temp, Specific Conductance, Diss O_2, and Oxidation-Reduction Potential using flow-through cell.

Average Purge Rate: 826 mL / min

Time	Cumulative Volume (mL)	Temp (°C)	pH (std units)	Spec. Conductance (µS = µmhos/cm)	Turbidity (NTU)	Dissolved O_2 (mg/L)	ORP (mV)	Notes
Purge 2,500 mL prior to first reading								
0913	2,500	28.0	6.78	1866	3.46	2.49	+170	WL: 23.76; clear, LFG odor
0917	3,600	29.0	6.80	1909	3.39	0.62	-178	WL: 24.50; clear
0921	4,900	27.9	6.80	1928	11.66	0.20	-191	WL: 24.78; clear
0925	6,200	27.8 ~~28.8~~	6.80	1943	2.52	0.16	-182	WL: 25.11; clear

FEEZOR ENGINEERING, INC.

FIELD INFORMATION LOG Part 2

SAMPLING INFORMATION:

Sample Point ID: PZ-104-SD

Sampling Method: Bladder Pump

Dedicated: Yes ✓ No

Water Level @ Sampling (ft): 25.11

Well Collection Sequence #: 11 of 38

Parameters: Annual: ___ Semi-Annual: ___ Quarterly: ✓ Monthly: ___ Other: ✓ Assessment & MDNR Split Sampling

SAMPLE DATA:

Time & Date	Sample Rate mL/min	Temp (°C)	pH (std units)	Specific Conductance (µS = µmhos/cm)	Turbidity (NTU)	Dissolved O_2 (mg/L)	ORP (mV)	Notes
6/3/2016 0928	VOC: 326 Other: 326	27.8	6.80	1943	2.52	0.16	-182	Clear; LFG odor

INSTRUMENT CALIBRATION DATA:

Start of day: (Date/Time) 6/3/2016 0630

End of day: (Date/time) 6/3/2016 1635

Turbidity Meter: HF MicroTPW

Turb Meter S/N: #201110051

pH / Sp. Cond. Meter: WTW pH/Cond 3400i

pH / Sp. Cond. Meter S/N: #08200255

ORP / Diss O_2 Meter: WTW pH/Oxi 3400i

ORP / Diss O_2 Meter S/N: #10201689

Purging Event Start of day	Purging Event End of day		Sampling Event Start of day	Sampling Event End of day	
0.01	N/A	NTU std = 0.02	N/A	0.00	NTU std 0.02
9.96	N/A	NTU std = 10.0	N/A	9.69	NTU std 10.0
973.4	N/A	NTU std = 1,000	N/A	938.6	NTU std 1,000
1425	N/A	µS std = 1,413	N/A	1415	µS std = 1,413
Cell Const: 0.492	Cell Const: N/A	Cell Const Range: 0.45 - 0.50	Cell Const: N/A	Cell Const: 0.492	Cell Const Range: 0.45 - 0.50
7.03	N/A	pH std = 7.03 @18.7 °C	N/A	7.00	pH std = 7.00 @25.3 °C
4.00	N/A	pH std = 4.00 @18.9 °C	N/A	4.05	pH std = 4.01 @25.5 °C
Slope: 0.92 @ Temp 17.5°C	Slope: N/A @ Temp N/A	Dissolved O_2 Slope Range: 0.6 to 1.25	Slope: N/A @ Temp N/A	Slope: 0.94 @ Temp 26.2°C	Dissolved O_2 Slope Range: 0.6 to 1.25
231	N/A	ORP std = 225 @18.1 °C	N/A	215	ORP std = 219 @25.7 °C

Other Calibration: Not Applicable

GENERAL INFORMATION:

Weather Conditions @ Sampling: Overcast, 75°F

Sample Characteristics: Clear; landfill gas odor

COMMENTS AND OBSERVATIONS:

MDNR collects MO App II, tot/diss rads, tritium

sp. cond within historical range

Sp. Cond. Prediction Limit = 1,500 µS; Historical Range from Nov 2011 - Mar 2016: 1123 - 2070 µS.

pH Prediction Limits = 6.2 - 8.2 s.u.; Historical Range from Nov 2011 - Mar 2016: 6.44 - 7 s.u.

Well Closed and Locked? (Y) N Full Suite Collected? (Y) N # Bottles Collected: 15 - 12 Pace - 3 Eberline

collect PZ-104-SD DUP @ 0928 - 12 Pace - 3 Eberline

Date: 6/3/2016 By: [signature] Jonathan Wilkinson Title: Residuals Management Team Member

Company: Feezor Engineering, Inc.

Feezor Engineering, Inc. • 3377 Hollenberg Drive • Bridgeton, Missouri 63044

FEEZOR ENGINEERING, INC.

FIELD INFORMATION LOG Part 1

Facility: Bridgeton Landfill

Location: Bridgeton, Missouri

Sample Matrix: Groundwater

Sample Point ID: PZ-104-KS

Sampler(s): Michael Spurgeon

Jonathan Wilkinson

Top of Casing (ft, msl) 483.95

PURGE INFORMATION:

Method of Well Purge: Bladder Pump

Dedicated Equipment: Yes ✓ No

Date/Time Initiated: 6/10/2016 1213

Casing Diameter (inches): 2

Initial Water Level (feet): 16.34

One Borehole Volume (gal): Not Applicable

Initial Water Level Previous Event (feet): 16.60

One Borehole Volume Previous Event (gal): N/A

Ground Water Elevation (ft, msl): 467.61

Total Volume Purged (mL): 7,560 mL

Ground Water Elevation Previous Event (ft, msl) 467.35

Purged Dry?: Yes No ✓

Well Total Depth (feet): Top of pump = 93.25

Water Level after Purge (feet): 26.37

Well Total Depth Previous Event (feet): Top of pump = 93.25

Date/Time Completed: 6/10/2016 1229

PURGE DATA: Discharge: 4.5 sec Refill: 6.0 sec Pressure: 50 psi

Measure field pH, Temp, Specific Conductance, Diss O_2, and Oxidation-Reduction Potential using flow-through cell.

Average Purge Rate: 473 mL / min

Time	Cumulative Volume (mL)	Temp (°C)	pH (std units)	Spec. Conductance (µS = µmhos/cm)	Turbidity (NTU)	Dissolved O_2 (mg/L)	ORP (mV)	Notes
Purge 2,000 mL prior to first reading								
1217	2,000	25.7	7.03	762	6.26	0.38	-143	WL: 20.24; clear
1221	3,730	25.2	7.13	776	15.84	0.22	-168	WL: 22.55; clear
1225	5,590	25.5	7.14	800	10.02	0.22	-158	WL: 24.61; clear
1229	7,560	25.4	7.14	778	8.44	0.20	-157	WL: 26.37; clear

FEEZOR ENGINEERING, INC.

FIELD INFORMATION LOG Part 2

SAMPLING INFORMATION:

Sample Point ID: PZ-104-KS

Sampling Method: Bladder Pump

Dedicated: Yes ✓ No

Water Level @ Sampling (ft): 26.37

Well Collection Sequence #: ⑰ 38 37 of 38

Parameters: Annual: ___ Semi-Annual: ___ Quarterly: ___ Monthly: ___ Other: ✓ Assessment

SAMPLE DATA:

Time & Date	Sample Rate mL/min	Temp (°C)	pH (std units)	Specific Conductance (µS = µmhos/cm)	Turbidity (NTU)	Dissolved O_2 (mg/L)	ORP (mV)	Notes
6/10/2016 1231	VOC 433 / Other 433	25.4	7.14	778	0.44	0.20	-157	Clear

INSTRUMENT CALIBRATION DATA:

Start of day: (Date/Time) 6/10/2016 0805

End of day: (Date/time) 6/10/2016 1320

Turbidity Meter: HF MicroTPW

Turb Meter S/N: # 20140051

pH / Sp. Cond. Meter: WTW pH/Cond 3400i

pH / Sp. Cond. Meter S/N: # 08200255

ORP / Diss O_2 Meter: WTW pH/Oxi 3400i

ORP / Diss O_2 Meter S/N: # 10201689

Purging Event			Sampling Event		
Start of day	End of day		Start of day	End of day	
0.02	N/A	NTU std = 0.02	N/A	0.00	NTU std 0.02
9.98	N/A	NTU std = 10.0	N/A	10.70	NTU std 10.0
961.1	N/A	NTU std = 1,000	N/A	1080	NTU std 1,000
1412	N/A	µS std = 1,413	N/A	1392	µS std = 1,413
Cell Const: 0.484	Cell Const: N/A	Cell Const Range: 0.45 - 0.50	Cell Const: N/A	Cell Const: 0.484	Cell Const Range: 0.45 - 0.50
7.00	N/A	pH std = 7.00 @ 25.6 °C	N/A	6.98	pH std = 6.98 @ 36.0 °C
4.01	N/A	pH std = 4.01 @ 25.3 °C	N/A	4.06	pH std = 4.02 @ 34.5 °C
Slope: 0.89	Slope: N/A	Dissolved O_2 Slope Range: 0.6 to 1.25	Slope: N/A	Slope: 0.92	Dissolved O_2 Slope Range: 0.6 to 1.25
@ Temp 28.5°C	@ Temp N/A		@ Temp N/A	@ Temp 34.9°C	
207	N/A	ORP std = 219 @ 25.7 °C	N/A	205	ORP std = 211 @ 32.2 °C

Other Calibration: Not Applicable

GENERAL INFORMATION:

Weather Conditions @ Sampling: Sunny, 90°F

Sample Characteristics: Clear

COMMENTS AND OBSERVATIONS:

Well Closed and Locked?: (Y) N Full Suite Collected?: (Y) N # Bottles Collected: Pace 9 = 3 VOAs, 4 unpreserved, 1 metals, 1 Alkalinity/Bacteria

Date: 6/10/2016 By: Jonathan Wilkinson Title: Residuals Management Team Member

Company: Feezor Engineering, Inc.

FEEZOR ENGINEERING, INC.

FIELD INFORMATION LOG Part 1

Facility: Bridgeton Landfill

Location: Bridgeton, Missouri

Sample Matrix: Groundwater

Sample Point ID: PZ-105-SS

Sampler(s): Michael Spurgeon

Jonathan Wilkinson

Top of Casing (ft, msl) 483.51

PURGE INFORMATION:

Method of Well Purge: Bladder Pump

Dedicated Equipment: Yes ✓ No

Date/Time Initiated: 6/3/2016 1404

Casing Diameter (inches): 2

Initial Water Level (feet): 23.42

One Borehole Volume (gal): Not Applicable

LLH

Initial Water Level Previous Event (feet): 24.32

One Borehole Volume Previous Event (gal): N/A

LLH

Ground Water Elevation (ft, msl): 459.59

Total Volume Purged (mL): 7,500 mL

Ground Water Elevation Previous Event (ft, msl 459.19

Purged Dry?: Yes No ✓

Well Total Depth (feet): Top of pump = 144.90

Water Level after Purge (feet): 39.25

Well Total Depth Previous Event (feet): Top of pump = 144.79

Date/Time Completed: 6/3/2016 1426

PURGE DATA: Discharge: 4.5 sec Refill: 6.0 sec Pressure: 77 psi

Measure field pH, Temp, Specific Conductance, Diss O_2, and Oxidation-Reduction Potential using flow-through cell.

Average Purge Rate: 375 mL / min

Time	Cumulative Volume (mL)	Temp (°C)	pH (std units)	Spec. Conductance (µS = µmhos/cm)	Turbidity (NTU)	Dissolved O_2 (mg/L)	ORP (mV)	Notes
Purge 3,000 mL prior to first reading								
1412	3,000	19.3	7.00	1075	5.04	0.44	-113	WL: 29.75 ; clear
1416	4,300	19.2	7.00	1077	5.02	0.43	-115	WL: 32.38 ; clear
1420	5,900	19.1	7.00	1090	4.24	0.31	-115	WL: 35.87 ; clear
1424	7,500	19.2	7.01	1074	3.43	0.33	-115	WL 38.25 ; clear

FEEZOR ENGINEERING, INC.

FIELD INFORMATION LOG Part 2

SAMPLING INFORMATION:

Sample Point ID: PZ-105-SS

Sampling Method: Bladder Pump

Dedicated: Yes ✓ No

Water Level @ Sampling (ft): 38.75

Well Collection Sequence #: 13 of 38

Parameters: Annual: ___ Semi-Annual: ___ Quarterly: ✓ Monthly: ___ Other: ✓ MDNR Split Sampling

SAMPLE DATA:

Time & Date	Sample Rate mL/min	Temp (°C)	pH (std units)	Specific Conductance (µS = µmhos/cm)	Turbidity (NTU)	Dissolved O_2 (mg/L)	ORP (mV)	Notes
6/3/2016 1426	VOC: 375 Other: 375	19.2	7.01	1074	3.43	0.33	-115	Clear

INSTRUMENT CALIBRATION DATA:

Start of day: (Date/Time) 6/3/2016 0630

End of day: (Date/time) 6/3/2016 1635

Turbidity Meter: HF MicroTPW

Turb Meter S/N: #201110051

pH / Sp. Cond. Meter: WTW pH/Cond 3400i

pH / Sp. Cond. Meter S/N: #08200255

ORP / Diss O_2 Meter: WTW pH/Oxi 3400i

ORP / Diss O_2 Meter S/N: #10201689

Purging Event Start of day	Purging Event End of day		Sampling Event Start of day	Sampling Event End of day	
0.01	N/A	NTU std = 0.02	N/A	0.00	NTU std 0.02
9.96	N/A	NTU std = 10.0	N/A	9.69	NTU std 10.0
973.4	N/A	NTU std = 1,000	N/A	938.6	NTU std 1,000
1425	N/A	µS std = 1,413	N/A	1415	µS std = 1,413
Cell Const: 0.492	Cell Const: N/A	Cell Const Range: 0.45 - 0.50	Cell Const: N/A	Cell Const: 0.492	Cell Const Range: 0.45 - 0.50
7.03	N/A	pH std = 7.03 @ 18.7°C	N/A	7.00	pH std = 7.00 @ 25.3 °C
4.00	N/A	pH std = 4.00 @ 18.9°C	N/A	4.05	pH std = 4.01 @ 25.5 °C
Slope: 0.92 @ Temp 17.5C	Slope: N/A @ Temp N/A	Dissolved O_2 Slope Range: 0.6 to 1.25	Slope: N/A @ Temp N/A	Slope: 0.94 @ Temp 26.2C	Dissolved O_2 Slope Range: 0.6 to 1.25
231	N/A	ORP std = 225 @ 18.1 °C	N/A	215	ORP std = 219 @ 25.7 °C

Other Calibration: Not Applicable

GENERAL INFORMATION:

Weather Conditions @ Sampling: Overcast, 75°F

Sample Characteristics: Clear

COMMENTS AND OBSERVATIONS:

Sp. Cond. Prediction Limit = 1,100 µS; Historical Range from Nov 2011 - Mar 2016: 836 - 1063 µS.

pH Prediction Limits = 6.7 - 8.3 s.u.; Historical Range from Nov 2011 - Mar 2016: 7.13 - 7.52 s.u.

Well Closed and Locked?: Y / N Full Suite Collected?: Y / N # Bottles Collected: 8 - 7 Pace 1 Eberline

MDNR collects No App I & tritium

Date: 6/3/2016 By: [signature] Jonathan Wilkinson Title: Residuals Management Team Member

Company: Feezor Engineering, Inc.

Feezor Engineering, Inc. • 3377 Hollenberg Drive • Bridgeton, Missouri 63044

FEEZOR ENGINEERING, INC.

FIELD INFORMATION LOG Part 1

Facility: Bridgeton Landfill

Location: Bridgeton, Missouri

Sample Matrix: Groundwater

Sample Point ID: PZ-106-SS

Sampler(s): Michael Spurgeon

Jonathan Wilkinson

Top of Casing (ft, msl) 462.71

PURGE INFORMATION:

Method of Well Purge: Bladder Pump

Dedicated Equipment: Yes ✓ No ____

Date/Time Initiated: 6/2/2016 1524

Casing Diameter (inches): 2

Initial Water Level (feet): 12.80

One Borehole Volume (gal): Not Applicable

JMT Initial Water Level Previous Event (feet): 12.74

One Borehole Volume Previous Event (gal): N/A

JL Ground Water Elevation (ft, msl): 450.41

Total Volume Purged (mL): 7,850

Ground Water Elevation Previous Event (ft, msl 449.97

Purged Dry?: Yes ____ No ✓

Well Total Depth (feet): Top of pump - 161.40

Water Level after Purge (feet): 25.53

Well Total Depth Previous Event (feet): Top of pump = 161.57

Date/Time Completed: 6/2/2016 1544

PURGE DATA: Discharge: 4.5 sec Refill: 6.0 sec Pressure: 65 psi

Measure field pH, Temp, Specific Conductance, Diss O_2, and Oxidation-Reduction Potential using flow-through cell.

Average Purge Rate: 393 mL / min

Time	Cumulative Volume (mL)	Temp (°C)	pH (std units)	Spec. Conductance (µS = µmhos/cm)	Turbidity (NTU)	Dissolved O_2 (mg/L)	ORP (mV)	Notes
Purge 3,500 mL prior to first reading								
1532	3,500	23.1	6.88	920	3.31	0.15	-108	WL: 18.65'; clear
1536	4,700	23.0	6.89	915	1.77	0.15	-26	WL: 20.63'; clear
1540	6,300	23.0	6.89	910	0.51	0.14	-112	WL: 23.11'; clear
1544	7,850	22.9	6.89	913	0.29	0.15	-16	WL: 25.53'; clear

FEEZOR ENGINEERING, INC.

FIELD INFORMATION LOG Part 2

SAMPLING INFORMATION:

Sample Point ID: PZ-106-SS

Sampling Method: Bladder Pump

Dedicated: Yes ✓ No

Water Level @ Sampling (ft): 25.53

Well Collection Sequence #: 10 of 38

Parameters: Annual: ___ Semi-Annual: ___ Quarterly: ✓ Monthly: ___ Other: ✓ MDNR Split Sampling

SAMPLE DATA:

Time & Date	Sample Rate mL/min	Temp (°C)	pH (std units)	Specific Conductance (µS = µmhos/cm)	Turbidity (NTU)	Dissolved O_2 (mg/L)	ORP (mV)	Notes
6/2/2016 1546	VOC: 393 Other: 393	22.9	6.89	913	0.29	0.15	-16	Clear

INSTRUMENT CALIBRATION DATA:

Start of day: (Date/Time) 6/2/2016 0640

End of day: (Date/time) 6/2/2016 1800

Turbidity Meter: HF MicroTPW

Turb Meter S/N: # 20110051

pH / Sp. Cond. Meter: WTW pH/Cond 3400i

pH / Sp. Cond. Meter S/N: # 08200255

ORP / Diss O_2 Meter: WTW pH/Oxi 3400i

ORP / Diss O_2 Meter S/N: # 10201689

Purging Event Start of day	Purging Event End of day		Sampling Event Start of day	Sampling Event End of day	
0.01	N/A	NTU std = 0.02	N/A	0.00	NTU std 0.02
10.06	N/A	NTU std = 10.0	N/A	10.72	NTU std 10.0
992.4	N/A	NTU std = 1,000	N/A	1075	NTU std 1,000
1425	N/A	µS std = 1,413	N/A	1410	µS std = 1,413
Cell Const: 0.494	Cell Const: N/A	Cell Const Range: 0.45 - 0.50	Cell Const: N/A	Cell Const: 0.494	Cell Const Range: 0.45 - 0.50
7.02	N/A	pH std = 7.02 @ 20.5 °C	N/A	6.93	pH std = 6.99 @ 31.3 °C
4.00	N/A	pH std = 4.00 @ 20.6 °C	N/A	3.97	pH std = 4.01 @ 31.7 °C
Slope: 0.94 @ Temp 19.7°C	Slope: N/A @ Temp N/A	Dissolved O_2 Slope Range: 0.6 to 1.25	Slope: N/A @ Temp N/A	Slope: 0.95 @ Temp 33.4°C	Dissolved O_2 Slope Range: 0.6 to 1.25
228	N/A	ORP std = 223 @ 20.3 °C	N/A	207	ORP std = 215 @ 31.6 °C

Other Calibration: Not Applicable

GENERAL INFORMATION:

Weather Conditions @ Sampling: P. Cloudy, 80°F

Sample Characteristics: Clear

COMMENTS AND OBSERVATIONS:

Sp. Cond. Prediction Limit = 950 µS; Historical Range from Nov 2011 - Mar 2016: 710 - 880 µS.

pH Prediction Limits = 6.3 - 8.3 s.u.; Historical Range from Nov 2011 - Mar 2016: 6.88 - 7.26 s.u.

Well Closed and Locked?: (Y) / N Full Suite Collected? (Y) / N # Bottles Collected: 10 - 7 Pace - 3 Eberline

MDNR collects Mo App I & tot/diss rads & tritium

Date: 6/2/2016 By: [signature] Jonathan Wilkinson Title: Residuals Management Team Member

Company: Feezor Engineering, Inc.

Feezor Engineering, Inc. • 3377 Hollenberg Drive • Bridgeton, Missouri 63044

FEEZOR ENGINEERING, INC.

FIELD INFORMATION LOG Part 1

Facility: Bridgeton Landfill

Location: Bridgeton, Missouri

Sample Matrix: Groundwater

Sample Point ID: PZ-106-SD

Sampler(s): Michael Spurgeon

Jonathan Wilkinson

Top of Casing (ft, msl) 463.36

PURGE INFORMATION:

Method of Well Purge: Bladder Pump

Dedicated Equipment: Yes ✓ No ____

Date/Time Initiated: 6/2/2016 1357

Casing Diameter (inches): 2

Initial Water Level (feet): 12.68

One Borehole Volume (gal): Not Applicable

Initial Water Level Previous Event (feet): 13.19

One Borehole Volume Previous Event (gal): N/A

Ground Water Elevation (ft, msl): 450.68

Total Volume Purged (mL): 8,000 mL

Ground Water Elevation Previous Event (ft, msl 450.17

Purged Dry?: Yes ____ No ✓

Well Total Depth (feet): Top of pump = 196.25

Water Level after Purge (feet): 16.90

Well Total Depth Previous Event (feet): Top of pump = 196.25

Date/Time Completed: 6/2/2016 1418

PURGE DATA: Discharge: 4.5 sec Refill: 6.0 sec Pressure: 60 psi

Measure field pH, Temp, Specific Conductance, Diss O_2, and Oxidation-Reduction Potential using flow-through cell.

Average Purge Rate: 381 mL / min

Time	Cumulative Volume (mL)	Temp (°C)	pH (std units)	Spec. Conductance (µS = µmhos/cm)	Turbidity (NTU)	Dissolved O_2 (mg/L)	ORP (mV)	Notes
		Purge 4,250 mL prior to first reading						
1406	4250	~~23.8~~ ② 23.8 ~~6.61~~	6.61	3430	2.88	0.20	-121	WL: 16.69; clear
1410	5,000	23.7	6.62	3320	2.07	0.23	-141	WL: 16.98; clear
1414	6,750	23.7	6.62	3350	0.50	0.21	-140	WL: 16.88; clear
1418	8,000	23.5	6.63	3350	0.28	0.20	-139	WL: 16.90; clear

FEEZOR ENGINEERING, INC.

FIELD INFORMATION LOG Part 2

SAMPLING INFORMATION:

Sample Point ID: PZ-106-SD

Sampling Method: Bladder Pump

Dedicated: Yes ✓ No

Water Level @ Sampling (ft): 16.90

Well Collection Sequence #: 9 of 38

Parameters: Annual: ___ Semi-Annual: ___ Quarterly: ✓ Monthly: ___ Other: ✓ MDNR Split Sampling

SAMPLE DATA:

Time & Date	Sample Rate mL/min	Temp (°C)	pH (std units)	Specific Conductance (µS = µmhos/cm)	Turbidity (NTU)	Dissolved O_2 (mg/L)	ORP (mV)	Notes
6/2/2016 1420	VOC: 381 Other: 381	23.5	6.63	3,350	0.20	0.20	-139	Clear

INSTRUMENT CALIBRATION DATA:

Start of day: (Date/Time) 6/2/2016 0640

End of day: (Date/time) 6/2/2016 1800

Turbidity Meter: HF MicroTPW

Turb Meter S/N: #201110051

pH / Sp. Cond. Meter: WTW pH/Cond 3400i

pH / Sp. Cond. Meter S/N: #08200255

ORP / Diss O_2 Meter: WTW pH/Oxi 3400i

ORP / Diss O_2 Meter S/N: #10201689

Purging Event Start of day	Purging Event End of day		Sampling Event Start of day	Sampling Event End of day	
0.01	N/A	NTU std = 0.02	N/A	0.00	NTU std 0.02
10.06	N/A	NTU std = 10.0	N/A	10.72	NTU std 10.0
992.4	N/A	NTU std = 1,000	N/A	1075	NTU std 1,000
1425	N/A	µS std = 1,413	N/A	1410	µS std = 1,413
Cell Const: 0.494	Cell Const: N/A	Cell Const Range: 0.45 - 0.50	Cell Const: N/A	Cell Const: 0.494	Cell Const Range: 0.45 - 0.50
7.02	N/A	pH std = 7.02 @ 20.5 °C	N/A	6.93	pH std = 6.99 @ 31.3 °C
4.00	N/A	pH std = 4.00 @ 20.6 °C	N/A	3.97	pH std = 4.01 @ 31.7 °C
Slope: 0.94 @ Temp 19.7°C	Slope: N/A @ Temp N/A	Dissolved O_2 Slope Range: 0.6 to 1.25	Slope: N/A @ Temp N/A	Slope: 0.95 @ Temp 33.4°C	Dissolved O_2 Slope Range: 0.6 to 1.25
228	N/A	ORP std = 223 @ 20.3 °C	N/A	207	ORP std = 215 @ 31.6 °C

Other Calibration: Not Applicable

GENERAL INFORMATION:

Weather Conditions @ Sampling: Sunny, 80°F

Sample Characteristics: Clear

COMMENTS AND OBSERVATIONS:

Sp. cond within historical range.

Sp. Cond. Prediction Limit = 1,200 µS; Historical Range from Nov 2011 - Mar 2016: 827 - 6120 µS.

pH Prediction Limits = 6.5 - 8.0 s.u.; Historical Range from Nov 2011 - Mar 2016: 6.54 - 6.99 s.u.

Well Closed and Locked?: (Y) N Full Suite Collected?: (Y) N # Bottles Collected: 10 - 3 Eberline 7 Pace

MDNR collects MO App I & tot/diss rads & tritium

Date: 6/2/2016 By: [signature] Jonathan Wilkinson Title: Residuals Management Team Member

Company: Feezor Engineering, Inc.

Feezor Engineering, Inc. • 3377 Hollenberg Drive • Bridgeton, Missouri 63044

FEEZOR ENGINEERING, INC.

FIELD INFORMATION LOG Part 1

Facility: Bridgeton Landfill

Location: Bridgeton, Missouri

Sample Matrix: Groundwater

Sample Point ID: PZ-107-SS

Sampler(s): Michael Spurgeon

Jonathan Wilkinson

Top of Casing (ft, msl) 464.56

PURGE INFORMATION:

Method of Well Purge: Waterra Pump

Dedicated Equipment: Yes ✓ No

Date/Time Initiated: 6/7/2016 1024

Casing Diameter (inches): 2

Initial Water Level (feet): 31.06

One Borehole Volume (gal): Not Applicable

Initial Water Level Previous Event (feet): 30.81

One Borehole Volume Previous Event (gal): N/A

Ground Water Elevation (ft, msl): 433.50

Total Volume Purged (mL): 11,200 mL

Ground Water Elevation Previous Event (ft, msl 433.75

Purged Dry?: Yes No ✓

Well Total Depth (feet): 103.70

Water Level after Purge (feet): N/A

Well Total Depth Previous Event (feet): 103.78

Date/Time Completed: 6/7/2016 1059

PURGE DATA: Discharge: N/A sec Refill: N/A sec Pressure: N/A psi

Measure field pH, Temp, Specific Conductance, Diss O_2, and Oxidation-Reduction Potential using flow-through cell.

Difficult to maintain consistent purge rate. Average Purge Rate: 320 mL / min

Time	Cumulative Volume (mL)	Temp (°C)	pH (std units)	Spec. Conductance (µS = µmhos/cm)	Turbidity (NTU)	Dissolved O_2 (mg/L)	ORP (mV)	Notes
Purge 3,000 mL prior to first reading								
1035	3,000	18.9	6.58	2410	31.61	1.96	-144	Lt. tan
1039	4,500	19.0	6.61	2660	84.20	8.42	-154	Lt. tan
1043	5,600	18.9	6.61	2660	47.81	13.93	-158	Clear
1047	6,750	20.0	6.61	2630	27.57	12.98	-161	Clear
1051	8,300	18.9	6.61	2650	19.08	4.30	-161	Clear
1055	9,700	19.2	6.61	2640	11.45	1.41	-165	Clear
1059	11,200	18.9	6.61	2630	7.98	0.90	-167	Clear

FEEZOR ENGINEERING, INC.

FIELD INFORMATION LOG Part 2

SAMPLING INFORMATION:

Sample Point ID: PZ-107-SS

Sampling Method: Waterra Pump

Dedicated: Yes ✓ No

Water Level After Sampling (ft): 82.30

Well Collection Sequence #: 21 of 38

Parameters: Annual: ___ Semi-Annual: ___ Quarterly: ___ Monthly: ___ Other: ✓ MDNR Split Sampling

SAMPLE DATA:

Time & Date	Sample Rate mL/min	Temp (°C)	pH (std units)	Specific Conductance (µS = µmhos/cm)	Turbidity (NTU)	Dissolved O_2 (mg/L)	ORP (mV)	Notes
6/7/2016 1101	VOC 320 / Other 320	18.9	6.61	2630	7.98	0.90	-167	Clear to lt. tan

INSTRUMENT CALIBRATION DATA:

Start of day: (Date/Time) 6/7/2016 0730

End of day: (Date/time) 6/7/2016 1725

Turbidity Meter: HF MicroTPW

Turb Meter S/N: # 20110051

pH / Sp. Cond. Meter: WTW pH/Cond 3400i

pH / Sp. Cond. Meter S/N: # 08200255

ORP / Diss O_2 Meter: WTW pH/Oxi 3400i

ORP / Diss O_2 Meter S/N: # 10201689

Purging Event Start of day	Purging Event End of day		Sampling Event Start of day	Sampling Event End of day	
0.02	N/A	NTU std = 0.02	N/A	0.00	NTU std 0.02
9.93	N/A	NTU std = 10.0	N/A	9.05	NTU std 10.0
993.5	N/A	NTU std = 1,000	N/A	950.9	NTU std 1,000
1429	N/A	µS std = 1,413	N/A	1398	µS std = 1,413
Cell Const: 0.482	Cell Const: N/A	Cell Const Range: 0.45 - 0.50	Cell Const: N/A	Cell Const: 0.482	Cell Const Range: 0.45 - 0.50
7.02	N/A	pH std = 7.02 @ 18.8 °C	N/A	7.00 4.02 (14)	pH std = 6.99 @ 30.1 °C
4.00	N/A	pH std = 4.00 @ 19.0 °C	N/A	4.02	pH std = 4.01 @ 26.5 °C
Slope: 0.91 @ Temp 19.9°C	Slope: N/A @ Temp N/A	Dissolved O_2 Slope Range: 0.6 to 1.25	Slope: N/A @ Temp N/A	Slope: 0.92 @ Temp 28.2°C	Dissolved O_2 Slope Range: 0.6 to 1.25
230	N/A	ORP std = 224 @ 18.5 °C	N/A	211	ORP std = 216 @ 30.3 °C

Other Calibration: Not Applicable

GENERAL INFORMATION:

Weather Conditions @ Sampling: P. Cloudy, 85°F

Sample Characteristics: Clear to lt. tan

COMMENTS AND OBSERVATIONS:

Well Closed and Locked? (Y) / N Full Suite Collected? (Y) / N # Bottles Collected: 10 - 7 Pace - 3 Eberline

MDNR collected MO App I & tot/diss roads & tritium.

Date: 6/7/2016 By: [signature] Jonathan Wilkinson Title: Residuals Management Team Member

Company: Feezor Engineering, Inc.

Feezor Engineering, Inc. • 3377 Hollenberg Drive • Bridgeton, Missouri 63044

FEEZOR ENGINEERING, INC.

FIELD INFORMATION LOG Part 1

Facility: Bridgeton Landfill

Location: Bridgeton, Missouri

Sample Matrix: Groundwater

Sample Point ID: PZ-109-SS

Sampler(s): Michael Spurgeon

Jonathan Wilkinson

Top of Casing (ft, msl) 460.19

PURGE INFORMATION:

Method of Well Purge: Bladder Pump

Dedicated Equipment: Yes ✓ No

Date/Time Initiated: 6/6/2016 1111

Casing Diameter (inches): 2

Initial Water Level (feet): 22.41

One Borehole Volume (gal): Not Applicable

Initial Water Level Previous Event (feet): 22.13

One Borehole Volume Previous Event (gal): N/A

Ground Water Elevation (ft, msl): 437.78

Total Volume Purged (mL): 6,500 mL

Ground Water Elevation Previous Event (ft, msl) 438.06

Purged Dry?: Yes No ✓

Well Total Depth (feet): Top of pump = 131.04

Water Level after Purge (feet): 35.10

Well Total Depth Previous Event (feet): Top of pump = 130.94

Date/Time Completed: 6/6/2016 1131

PURGE DATA: Discharge: 4.5 sec Refill: 6.0 sec Pressure: 70 psi

Measure field pH, Temp, Specific Conductance, Diss O_2, and Oxidation-Reduction Potential using flow-through cell.

Average Purge Rate: ~~2,600~~ 325 mL / min

Time	Cumulative Volume (mL)	Temp (°C)	pH (std units)	Spec. Conductance (µS = µmhos/cm)	Turbidity (NTU)	Dissolved O_2 (mg/L)	ORP (mV)	Notes
Purge 2,600 mL prior to first reading								
1119	2,600	21.5	6.98	778	5.95	0.81	-15	WL: 27.89; clear
1123	3,900	21.3	7.03	780	2.72	1.06	7	WL: 30.36; clear
1127	5,200	21.3	7.05	781	2.57	1.44	22	WL: 32.75; clear
1131	6,500	21.5	7.06	786	2.04	1.80	27	WL: 35.10; clear

FEEZOR ENGINEERING, INC.

FIELD INFORMATION LOG Part 2

SAMPLING INFORMATION:

Sample Point ID: PZ-109-SS

Sampling Method: Bladder Pump

Dedicated: Yes ✓ No

Water Level @ Sampling (ft): 35.10

Well Collection Sequence #: 16 of 38

Parameters: Annual: ___ Semi-Annual: ___ Quarterly: ✓ Monthly: ___ Other: ✓ MDNR Split Sampling

SAMPLE DATA:

Time & Date	Sample Rate mL/min	Temp (°C)	pH (std units)	Specific Conductance (µS = µmhos/cm)	Turbidity (NTU)	Dissolved O_2 (mg/L)	ORP (mV)	Notes
6/6/2016 1133	VOC: 325 Other: 325	21.5	7.06	786	2.04	1.80	27	Clear

INSTRUMENT CALIBRATION DATA:

Start of day: (Date/Time) 6/6/2016 0715

End of day: (Date/time) 6/6/2016 1710

Turbidity Meter: HF MicroTPW

Turb Meter S/N: #201110051

pH / Sp. Cond. Meter: WTW pH/Cond 3400i

pH / Sp. Cond. Meter S/N: #08200255

ORP / Diss O_2 Meter: WTW pH/Oxi 3400i

ORP / Diss O_2 Meter S/N: #10201689

Purging Event Start of day	Purging Event End of day		Sampling Event Start of day	Sampling Event End of day	
0.02	N/A	NTU std = 0.02	N/A	0.24	NTU std 0.02
10.04	N/A	NTU std = 10.0	N/A	10.33	NTU std 10.0
1004	N/A	NTU std = 1,000	N/A	1030	NTU std 1,000
1431	N/A	µS std = 1,413	N/A	1430	µS std = 1,413
Cell Const: 0.498	Cell Const: N/A	Cell Const Range: 0.45 - 0.50	Cell Const: N/A	Cell Const: 0.498	Cell Const Range: 0.45 - 0.50
7.03	N/A	pH std = 7.03 @18.0 °C	N/A	7.02	pH std = 6.99 @32.0 °C
4.00	N/A	pH std = 4.00 @18.5 °C	N/A	4.02	pH std = 4.01 @32.0 °C
Slope: 0.86 @ Temp 19.4°C	Slope: N/A @ Temp N/A	Dissolved O_2 Slope Range: 0.6 to 1.25	Slope: N/A @ Temp N/A	Slope: 0.99 @ Temp 33.9°C	Dissolved O_2 Slope Range: 0.6 to 1.25
232	N/A	ORP std = 225 @17.4 °C	N/A	205	ORP std = 214 @33.2 °C

Other Calibration: Not Applicable

GENERAL INFORMATION:

Weather Conditions @ Sampling: Sunny, 90°F

Sample Characteristics: Clear

COMMENTS AND OBSERVATIONS:

Sp. Cond. Prediction Limit = 990 µS; Historical Range from Nov 2011 - Mar 2016: 715 - 834 µS.

pH Prediction Limits = 6.5 - 8.0 s.u.; Historical Range from Nov 2011 - Mar 2016: 6.83 - 7.36 s.u.

Well Closed and Locked?: (Y) / N Full Suite Collected?: (Y) / N # Bottles Collected: 10 - 7 Pace - 3 Eberline

MDNR collects split: MO App I & tot/diss rads & tritium

Date: 6/6/2016 By: [signature] Jonathan Wilkinson Title: Residuals Management Team Member

Company: Feezor Engineering, Inc.

Feezor Engineering, Inc. • 3377 Hollenberg Drive • Bridgeton, Missouri 63044

FIELD INFORMATION LOG Part 1

Facility: Bridgeton Landfill

Location: Bridgeton, Missouri

Sample Matrix: Groundwater

Sample Point ID: PZ-110-SS

Sampler(s): Michael Spurgeon, Jonathan Wilkinson

Top of Casing (ft, msl): 461.15

PURGE INFORMATION:

Method of Well Purge: Bladder Pump

Dedicated Equipment: Yes ✓ No

Date/Time Initiated: 6/6/2016 1350

Casing Diameter (inches): 2

Initial Water Level (feet): 27.59

One Borehole Volume (gal): Not Applicable

Initial Water Level Previous Event (feet): 28.08

One Borehole Volume Previous Event (gal): N/A

Ground Water Elevation (ft, msl): 433.56

Total Volume Purged (mL): 5,500 mL

JHT

Ground Water Elevation Previous Event (ft, msl): 433.07

Purged Dry?: Yes No ✓

Well Total Depth (feet): Top of pump = 107.23

Water Level after Purge (feet): 30.70

Well Total Depth Previous Event (feet): Top of pump = 107.23

Date/Time Completed: 6/6/2016 1411

PURGE DATA: Discharge: 4.5 sec Refill: 6.0 sec Pressure: 50 psi

Measure field pH, Temp, Specific Conductance, Diss O_2, and Oxidation-Reduction Potential using flow-through cell.

Average Purge Rate: 262 mL / min

Time	Cumulative Volume (mL)	Temp (°C)	pH (std units)	Spec. Conductance (µS = µmhos/cm)	Turbidity (NTU)	Dissolved O_2 (mg/L)	ORP (mV)	Notes
Purge 2000 mL prior to first reading								
1359	2,000	18.5	6.66	2070	1.65	0.54	119	WL: 29.57; clear
1403	3,000	17.9	6.66	2050	2.13	0.43	163	WL: 29.89; clear
1407	4,250	17.6	6.66	2040	2.42	0.39	209	WL: 30.34; clear
1411	5,500	17.6	6.65	2080	5.69	0.38	~~108~~ 145	WL: 30.70; clear

FEEZOR ENGINEERING, INC.

FIELD INFORMATION LOG Part 2

SAMPLING INFORMATION:

Sample Point ID: PZ-110-SS

Sampling Method: Bladder Pump

Dedicated: Yes ✓ No

Water Level @ Sampling (ft): 30.70

Well Collection Sequence #: 17 (16) of 38

Parameters: Annual: ___ Semi-Annual: ___ Quarterly: ✓ Monthly: ___ Other: ✓ MDNR Split Sampling

SAMPLE DATA:

Time & Date	Sample Rate mL/min	Temp (°C)	pH (std units)	Specific Conductance (µS = µmhos/cm)	Turbidity (NTU)	Dissolved O_2 (mg/L)	ORP (mV)	Notes
6/6/2016 1413	VOC: 262 Other: 262	17.6	6.65	2,080	5.69	0.38	145	Clear

INSTRUMENT CALIBRATION DATA:

Start of day: (Date/Time) 6/6/2016 0715

End of day: (Date/time) 6/6/2016 1710

Turbidity Meter: HF MicroTPW

Turb Meter S/N: # 20110051

pH / Sp. Cond. Meter: WTW pH/Cond 3400i

pH / Sp. Cond. Meter S/N: #08200255

ORP / Diss O_2 Meter: WTW pH/Oxi 3400i

ORP / Diss O_2 Meter S/N: # 10201684

Purging Event			Sampling Event		
Start of day	End of day		Start of day	End of day	
0.02	N/A	NTU std = 0.02	N/A	0.24	NTU std 0.02
10.04	N/A	NTU std = 10.0	N/A	10.33	NTU std 10.0
1004	N/A	NTU std = 1,000	N/A	1030	NTU std 1,000
1431	N/A	µS std = 1,413	N/A	1430	µS std = 1,413
Cell Const: 0.498	Cell Const: N/A	Cell Const Range: 0.45 - 0.50	Cell Const: N/A	Cell Const: 0.498	Cell Const Range: 0.45 - 0.50
7.03	N/A	pH std = 7.03 @18.0 °C	N/A	7.02	pH std = 6.99 @32.0 °C
4.00	N/A	pH std = 4.00 @18.5 °C	N/A	4.02	pH std = 4.01 @32.0 °C
Slope: 0.86	Slope: N/A	Dissolved O_2 Slope Range: 0.6 to 1.25	Slope: N/A	Slope: 0.99	Dissolved O_2 Slope Range: 0.6 to 1.25
@ Temp 19.4°C	@ Temp N/A		@ Temp N/A	@ Temp 33.9°C	
232	N/A	ORP std = 225 @17.4 °C	N/A	205	ORP std = 214 @33.2 °C

Other Calibration: Not Applicable

GENERAL INFORMATION:

Weather Conditions @ Sampling: Sunny, 90°F

Sample Characteristics: Clear, ,

COMMENTS AND OBSERVATIONS:

Sp. Cond. Prediction Limit = 2,200 µS; Historical Range from Nov 2011 - Mar 2016: 1402 - 2250 µS.

pH Prediction Limits = 6.0 - 7.7 s.u.; Historical Range from Nov 2011 - Mar 2016: 6.47 - 6.94 s.u.

Well Closed and Locked?: (Y) N Full Suite Collected?: (Y) N # Bottles Collected: 10 - 3 Pace - 3 Eberline

MDNR collects MW App I + tot/diss reads + tritium

Date: 6/6/2016 By: Jonathan Wilkinson Title: Residuals Management Team Member

Company: Feezor Engineering, Inc.

FEEZOR ENGINEERING, INC.

FIELD INFORMATION LOG Part 1

Facility: Bridgeton Landfill

Location: Bridgeton, Missouri

Sample Matrix: Groundwater

Sample Point ID: PZ-111-SD

Sampler(s): Michael Spurgeon

Jonathan Wilkinson

Top of Casing (ft, msl) 466.46

PURGE INFORMATION:

Method of Well Purge: Bladder Pump

Dedicated Equipment: Yes ✓ No ____

Date/Time Initiated: 6/3/2016 1500

Casing Diameter (inches): 2

Initial Water Level (feet): 32.96

One Borehole Volume (gal): Not Applicable

Initial Water Level Previous Event (feet): 32.47

One Borehole Volume Previous Event (gal): N/A

Ground Water Elevation (ft, msl): 433.50

Total Volume Purged (mL): 7,750 mL

Ground Water Elevation Previous Event (ft, msl) 433.99

Purged Dry?: Yes ____ No ✓

Well Total Depth (feet): Top of pump = 199.13

Water Level after Purge (feet): 48.02

Well Total Depth Previous Event (feet): Top of pump = 197.08

Date/Time Completed: 6/3/2016 1524

PURGE DATA: Discharge: 4.5 sec Refill: 6.0 sec Pressure: 70 psi

Measure field pH, Temp, Specific Conductance, Diss O_2, and Oxidation-Reduction Potential using flow-through cell.

Average Purge Rate: 323 mL / min

Time	Cumulative Volume (mL)	Temp (°C)	pH (std units)	Spec. Conductance (µS = µmhos/cm)	Turbidity (NTU)	Dissolved O_2 (mg/L)	ORP (mV)	Notes
Purge 4,000 mL prior to first reading								
1512	4,000	18.3	7.07	812	2.33	0.15	-80	WL: 41.02 ; clear
1516	5,300	18.2	7.07	814	0.88	0.12	-79	WL: 43.53 ; clear
1520	6,450	18.0	7.07	813	0.97	0.12	-77	WL: 45.61 ; clear
1524	7,750	18.0	7.07	816	0.36	0.12	-74	WL: 48.02 ; clear

FEEZOR ENGINEERING, INC.

FIELD INFORMATION LOG Part 2

SAMPLING INFORMATION:

Sample Point ID: PZ-111-SD

Sampling Method: Bladder Pump

Dedicated: Yes ✓ No

Water Level @ Sampling (ft): 48.02

Well Collection Sequence #: 14 of 38

Parameters: Annual: Semi-Annual: Quarterly: ✓ Monthly: Other: ✓ MDNR Split Sampling

SAMPLE DATA:

Time & Date	Sample Rate mL/min	Temp (°C)	pH (std units)	Specific Conductance (µS = µmhos/cm)	Turbidity (NTU)	Dissolved O_2 (mg/L)	ORP (mV)	Notes
6/3/2016 1526	VOC: 323 Other: 323	18.0	7.07	816	0.36	0.12	-74	Clear

INSTRUMENT CALIBRATION DATA:

Start of day: (Date/Time) 6/3/2016 0630

End of day: (Date/time) 6/3/2016 1635

Turbidity Meter: HF MicroTPW

Turb Meter S/N: # 20111005I

pH / Sp. Cond. Meter: WTW pH/Cond 3400i

pH / Sp. Cond. Meter S/N: # 08200255

ORP / Diss O_2 Meter: WTW pH/Oxi 3400i

ORP / Diss O_2 Meter S/N: # 10201689

Purging Event			Sampling Event		
Start of day	End of day		Start of day	End of day	
0.01	N/A	NTU std = 0.02	N/A	0.00	NTU std 0.02
9.96	N/A	NTU std = 10.0	N/A	9.69	NTU std 10.0
973.4	N/A	NTU std = 1,000	N/A	938.6	NTU std 1,000
1425	N/A	µS std = 1,413	N/A	1415	µS std = 1,413
Cell Const: 0.492	Cell Const: N/A	Cell Const Range: 0.45 - 0.50	Cell Const: N/A	Cell Const: 0.492	Cell Const Range: 0.45 - 0.50
7.03	N/A	pH std = 7.03 @18.7 °C	N/A	7.00	pH std = 7.00 @25.3 °C
4.00	N/A	pH std = 4.00 @18.9 °C	N/A	4.05	pH std = 4.01 @25.5 °C
Slope: 0.92	Slope: N/A	Dissolved O_2 Slope Range: 0.6 to 1.25	Slope: N/A	Slope: 0.94	Dissolved O_2 Slope Range: 0.6 to 1.25
@ Temp 17.5°C	@ Temp N/A		@ Temp N/A	@ Temp 26.2°C	
231	N/A	ORP std = 225 @18.1 °C	N/A	215	ORP std = 219 @25.7 °C

Other Calibration: Not Applicable

GENERAL INFORMATION:

Weather Conditions @ Sampling: Overcast, Lt breez, 70°F

Sample Characteristics: Clear

COMMENTS AND OBSERVATIONS:

Sp. Cond. Prediction Limit = 1,000 µS; Historical Range from Nov 2011 - Mar 2016: 729 - 851 µS.

pH Prediction Limits = 6.4 - 8.1 s.u.; Historical Range from Nov 2011 - Mar 2016: 6.89 - 7.43 s.u.

Well Closed and Locked?: (Y) N Full Suite Collected? (Y) / N # Bottles Collected: 8 < 1 Equip. Blk

MS/MSD collected for App I & triplicate

Date: 6/3/2016 By: Jonathan Wilkinson Title: Residuals Management Team Member

Company: Feezor Engineering, Inc.

FIELD INFORMATION LOG Part 1

Facility: Bridgeton Landfill

Location: Bridgeton, Missouri

Sample Matrix: Groundwater

Sample Point ID: PZ-114-AS

Sampler(s): Michael Spurgeon, Jonathan Wilkinson

Top of Casing (ft, msl): 452.14

PURGE INFORMATION:

Method of Well Purge: Bladder Pump

Dedicated Equipment: Yes ✓ No

Date/Time Initiated: 6/1/2016 1758

Casing Diameter (inches): 2

Initial Water Level (feet): 16.80

One Borehole Volume (gal): Not Applicable

Initial Water Level Previous Event (feet): 17.03

One Borehole Volume Previous Event (gal): N/A

Ground Water Elevation (ft, msl): 435.34

Total Volume Purged (mL): 3,700 mL

Ground Water Elevation Previous Event (ft, msl): 435.11

Purged Dry?: Yes No ✓

Well Total Depth (feet): Top of pump = 26.20

Water Level after Purge (feet): 16.93

Well Total Depth Previous Event (feet): Top of pump = 26.10

Date/Time Completed: 6/1/2016 1814

PURGE DATA: Discharge: 2.5 sec Refill: ③ 7.0 6.0 sec Pressure: 20 psi

Measure field pH, Temp, Specific Conductance, Diss O_2, and Oxidation-Reduction Potential using flow-through cell.

Average Purge Rate: 231 mL / min

Time	Cumulative Volume (mL)	Temp (°C)	pH (std units)	Spec. Conductance (µS = µmhos/cm)	Turbidity (NTU)	Dissolved O_2 (mg/L)	ORP (mV)	Notes
Purge 300 mL prior to first reading								
1758	300	17.7	6.60	2120	68.04	0.30	-136	WL: 16.88 ; clear
1802	1000	17.4	6.61	2200	40.10	0.25	-143	WL: 16.94 ; clear
1806	1800	17.1	6.61	2230	39.77	0.57	-138	WL: 16.94 ; clear
1810	2800	16.9	6.62	2260	20.38	0.19	-145	WL: 16.92 ; clear
1814	3700	16.9	6.63	2320	13.69	0.18	-148	WL: 16.93 ; clear

FEEZOR ENGINEERING, INC.

FIELD INFORMATION LOG Part 2

SAMPLING INFORMATION:

Sampling Method: Bladder Pump

Water Level @ Sampling (ft): 16.93

Parameters: Annual: ___ Semi-Annual: ___

Sample Point ID: PZ-114-AS

Dedicated: Yes ✓ No ___

Well Collection Sequence #: 6 of 38

Quarterly: ✓ Monthly: ___ Other: ✓ MDNR Split Sampling

SAMPLE DATA:

Time & Date	Sample Rate mL/min	Temp (°C)	pH (std units)	Specific Conductance (µS = µmhos/cm)	Turbidity (NTU)	Dissolved O_2 (mg/L)	ORP (mV)	Notes
6/1/2016 1816	VOC: 231 Other: 231	16.9	6.63	2320	13.69	0.18	-148	Clear

INSTRUMENT CALIBRATION DATA:

Start of day: (Date/Time) 6/1/2016 0735

End of day: (Date/time) 6/1/2016 1850

Turbidity Meter: HF MicroTPW

Turb Meter S/N: #201110051

pH / Sp. Cond. Meter: WTW pH/Cond 3400i

pH / Sp. Cond. Meter S/N: #08200255

ORP / Diss O_2 Meter: WTW pH/Oxi 3400i

ORP / Diss O_2 Meter S/N: #10201689

Purging Event Start of day	Purging Event End of day		Sampling Event Start of day	Sampling Event End of day	
0.01	N/A	NTU std = 0.02	N/A	0.00	NTU std 0.02
10.03	N/A	NTU std = 10.0	N/A	10.35	NTU std 10.0
1010	N/A	NTU std = 1,000	N/A	1098	NTU std 1,000
1424	N/A	µS std = 1,413	N/A	1395	µS std = 1,413
Cell Const: 0.485	Cell Const: N/A	Cell Const Range: 0.45 - 0.50	Cell Const: N/A	Cell Const: 0.485	Cell Const Range: 0.45 - 0.50
7.01	N/A	pH std = 7.01 @21.8°C	N/A	7.02	pH std = 7.00 @27.3 °C
4.00	N/A	pH std = 4.00 @21.9°C	N/A	4.06	pH std = 4.01 @27.3 °C
Slope: 0.96	Slope: N/A	Dissolved O_2 Slope Range: 0.6 to 1.25	Slope: N/A	Slope: 0.98	Dissolved O_2 Slope Range: 0.6 to 1.25
@ Temp 20.7°C	@ Temp N/A		@ Temp N/A	@ Temp 27.5°C	
227	N/A	ORP std = 222 @21.5°C	N/A	212	ORP std = 218 @ 27.1 °C

Other Calibration: Not Applicable

GENERAL INFORMATION:

Weather Conditions @ Sampling: P. Cloudy, 70°F

Sample Characteristics: Clear

COMMENTS AND OBSERVATIONS:

Sp. Cond. Prediction Limit = 3,400 µS; Historical Range from Nov 2011 - Mar 2016: 1556 - 2740 µS.

pH Prediction Limits = 6.2 - 7.0 s.u.; Historical Range from Nov 2011 - Mar 2016: 6.57 - 6.79 s.u.

Well Closed and Locked?: Y / N Full Suite Collected?: Y / N # Bottles Collected: 8 - 7 Pace, 1 Eberline

MDNR collects MO App I + tritium

Date: 6/1/2016 By: [signature] Jonathan Wilkinson Title: Residuals Management Team Member

Company: Feezor Engineering, Inc.

Feezor Engineering, Inc. • 3377 Hollenberg Drive • Bridgeton, Missouri 63044

FEEZOR ENGINEERING, INC.

FIELD INFORMATION LOG Part 1

Facility: Bridgeton Landfill
Location: Bridgeton, Missouri
Sample Matrix: Groundwater

Sample Point ID: PZ-115-SS
Sampler(s): Michael Spurgeon
Jonathan Wilkinson
Top of Casing (ft, msl) 452.27

PURGE INFORMATION:

Method of Well Purge: Bladder Pump
Date/Time Initiated: 6/1/2016 1714
Initial Water Level (feet): 13.18
Initial Water Level Previous Event (feet): 13.11
Ground Water Elevation (ft, msl): 439.09 JH
Ground Water Elevation Previous Event (ft, msl) 439.16
Well Total Depth (feet): Top of pump = 81.05
Well Total Depth Previous Event (feet): Top of pump = 81.02

Dedicated Equipment: Yes ✓ No
Casing Diameter (inches): 2
One Borehole Volume (gal): Not Applicable
One Borehole Volume Previous Event (gal): N/A
Total Volume Purged (mL): 5,500 mL
Purged Dry?: Yes No ✓
Water Level after Purge (feet): 17.18
Date/Time Completed: 6/1/2016 1734

PURGE DATA: Discharge: 4.5 sec Refill: 6.0 sec Pressure: 45 psi

Measure field pH, Temp, Specific Conductance, Diss O_2, and Oxidation-Reduction Potential using flow-through cell.

Average Purge Rate: ~~700~~ 275 mL / min

Time	Cumulative Volume (mL)	Temp (°C)	pH (std units)	Spec. Conductance (µS = µmhos/cm)	Turbidity (NTU)	Dissolved O_2 (mg/L)	ORP (mV)	Notes
Purge 1,700 mL prior to first reading								
1718	1,700	16.6	6.61	2750	1.45	0.18	-95	WL: 15.52; clear
1722	2,600	16.7	6.60	2730	0.37	0.22	-92	WL: 15.96; clear
1726	3,500	16.6	6.61	2550	1.02	0.17	-86	WL: 16.38; clear
1730	4,500	16.7	6.61	2540	0.52	0.26	-83	WL: 16.82; clear
1734	5,500	16.6	6.60	2530	0.14	0.31	-83	WL: 17.18; clear

FEEZOR ENGINEERING, INC.

FIELD INFORMATION LOG Part 2

SAMPLING INFORMATION:

Sample Point ID: PZ-115-SS

Sampling Method: Bladder Pump

Dedicated: Yes ✓ No

Water Level @ Sampling (ft): 17.18

Well Collection Sequence #: 5 of 38

Parameters: Annual: Semi-Annual: Quarterly: ✓ Monthly: Other: ✓ MDNR Split Sampling

SAMPLE DATA:

Time & Date	Sample Rate mL/min	Temp (°C)	pH (std units)	Specific Conductance (µS = µmhos/cm)	Turbidity (NTU)	Dissolved O_2 (mg/L)	ORP (mV)	Notes
6/1/2016 1736	VOC: 225 Other: 225	16.6	6.60	2530	0.14	0.31	-83	Clear

INSTRUMENT CALIBRATION DATA:

Start of day: (Date/Time) 6/1/2016 0735

End of day: (Date/time) 6/1/2016 1850

Turbidity Meter: HF MicroTPW

Turb Meter S/N: # 20111005I

pH / Sp. Cond. Meter: WTW pH/Cond 3400i

pH / Sp. Cond. Meter S/N: # 08200255

ORP / Diss O_2 Meter: WTW pH/Oxi 3400i

ORP / Diss O_2 Meter S/N: # 10201689

Purging Event			Sampling Event		
Start of day	End of day		Start of day	End of day	
0.01	N/A	NTU std = 0.02	N/A	0.00	NTU std 0.02
10.03	N/A	NTU std = 10.0	N/A	10.35	NTU std 10.0
1010	N/A	NTU std = 1,000	N/A	1098	NTU std 1,000
1424	N/A	µS std = 1,413	N/A	1395	µS std = 1,413
Cell Const: 0.485	Cell Const: N/A	Cell Const Range: 0.45 - 0.50	Cell Const: N/A	Cell Const: 0.485	Cell Const Range: 0.45 - 0.50
7.01	N/A	pH std = 7.01 @ 21.8 °C	N/A	7.02	pH std = 7.00 @ 22.3 °C
4.00	N/A	pH std = 4.07 @ 21.9 °C	N/A	4.06	pH std = 4.01 @ 22.3 °C
Slope: 0.96	Slope: N/A	Dissolved O_2 Slope Range: 0.6 to 1.25	Slope: N/A	Slope: 0.98	Dissolved O_2 Slope Range: 0.6 to 1.25
@ Temp 20.3°C	@ Temp N/A		@ Temp N/A	@ Temp 27.5°C	
227	N/A	ORP std = 222 @ 21.5 °C	N/A	212	ORP std = 218 @ 22.1 °C

Other Calibration: Not Applicable

GENERAL INFORMATION:

Weather Conditions @ Sampling: P. Cloudy, 70°F

Sample Characteristics: Cloudy, 70°F

COMMENTS AND OBSERVATIONS:

Sp. Cond. Prediction Limit = 3,500 µS; Historical Range from Nov 2011 - Mar 2016: 1329 - 2740 µS.

pH Prediction Limits = 6.0 - 7.6 s.u.; Historical Range from Nov 2011 - Mar 2016: 6.6 - 6.89 s.u.

Well Closed and Locked?: Y / N Full Suite Collected?: Y N # Bottles Collected: 8 - 7 Plas 1 Glass

MDNR collects MW App I + Fe/Mn

Date: 6/1/2016 By: Jonathan Wilkinson Title: Residuals Management Team Member

Company: Feezor Engineering, Inc.

FEEZOR ENGINEERING, INC.

FIELD INFORMATION LOG Part 1

Facility: Bridgeton Landfill
Location: Bridgeton, Missouri
Sample Matrix: Groundwater

Sample Point ID: PZ-116-SS
Sampler(s): Michael Spurgeon, Jonathan Wilkinson
Top of Casing (ft, msl): 478.21

PURGE INFORMATION:

Method of Well Purge: Bladder Pump
Date/Time Initiated: 6/1/2016 1537
Initial Water Level (feet): 6.74
Initial Water Level Previous Event (feet): 15.90
Ground Water Elevation (ft, msl): 471.47
Ground Water Elevation Previous Event (ft, msl): 462.31
Well Total Depth (feet): top of pump = 142.74
Well Total Depth Previous Event (feet): Top of pump = 149.85

Dedicated Equipment: Yes ✓ No
Casing Diameter (inches): 2
One Borehole Volume (gal): Not Applicable
One Borehole Volume Previous Event (gal): N/A
Total Volume Purged (mL): 7,850 mL
Purged Dry?: Yes No ✓
Water Level after Purge (feet): 22.84
Date/Time Completed: 6/1/2016 1600

PURGE DATA: Discharge: 5.7 sec Refill: 6.0 sec Pressure: 77 psi

Measure field pH, Temp, Specific Conductance, Diss O_2, and Oxidation-Reduction Potential using flow-through cell.

Average Purge Rate: 3,250 (311) mL / min

Time	Cumulative Volume (mL)	Temp (°C)	pH (std units)	Spec. Conductance (µS = µmhos/cm)	Turbidity (NTU)	Dissolved O_2 (mg/L)	ORP (mV)	Notes
Purge 3,250 mL prior to first reading								
1548	3,250	24.3	7.38	613	19.13	0.75	23	WL: 15.94
1552	4,700	24.1	7.38	608	14.18	0.82	30	WL: 16.40
1556	5,700	23.8	7.40	608	9.30	0.85	35	WL: 20.11
1600	7,150	23.7	7.40	607	5.83	1.02	38	WL: 22.84

FEEZOR ENGINEERING, INC.

FIELD INFORMATION LOG Part 2

SAMPLING INFORMATION:

Sample Point ID: PZ-116-SS

Sampling Method: Bladder Pump

Dedicated: Yes ✓ No

Water Level @ Sampling (ft): 22.84

Well Collection Sequence #: 4 of 38

Parameters: Annual: ___ Semi-Annual: ___ Quarterly: ___ Monthly: ___ Other: ✓ MDNR Split Sampling

SAMPLE DATA:

Time & Date	Sample Rate mL/min	Temp (°C)	pH (std units)	Specific Conductance (µS = µmhos/cm)	Turbidity (NTU)	Dissolved O_2 (mg/L)	ORP (mV)	Notes
6/1/2016 1602	VOC: 311 Other 311	23.7	7.40	607	5.83	1.02	38	Clear

INSTRUMENT CALIBRATION DATA:

Start of day: (Date/Time) 6/1/2016 0735

End of day: (Date/time) 6/1/2016 1850

Turbidity Meter: HF MicroTPW

Turb Meter S/N: # 20110051

pH / Sp. Cond. Meter: WTW pH/Cond 3400i

pH / Sp. Cond. Meter S/N: # 08200755

ORP / Diss O_2 Meter: WTW pH/Oxi 3400i

ORP / Diss O_2 Meter S/N: # 10201609

Purging Event			Sampling Event		
Start of day	End of day		Start of day	End of day	
0.01	N/A	NTU std = 0.02	N/A	0.00	NTU std 0.02
10.03	N/A	NTU std = 10.0	N/A	10.35	NTU std 10.0
1010	N/A	NTU std = 1,000	N/A	1098	NTU std 1,000
1424	N/A	µS std = 1,413	N/A	1395	µS std = 1,413
Cell Const: 0.485	Cell Const: N/A	Cell Const Range: 0.45 - 0.50	Cell Const: N/A	Cell Const: 0.485	Cell Const Range: 0.45 - 0.50
7.01	N/A	pH std = 7.01 @ 21.8 °C	N/A	7.02	pH std = 7.00 @ 22.3 °C
4.00	N/A	pH std = 4.00 @ 21.9 °C	N/A	4.06	pH std = 4.01 @ 22.3 °C
Slope: 0.96	Slope: N/A	Dissolved O_2 Slope Range: 0.6 to 1.25	Slope: N/A	Slope: 0.98	Dissolved O_2 Slope Range: 0.6 to 1.25
@ Temp 20.7°C	@ Temp N/A		@ Temp N/A	@ Temp 22.5°C	
227	N/A	ORP std = 222 @ 21.5°C	N/A	212	ORP std = 218 @ 22.1 °C

Other Calibration: Not Applicable

GENERAL INFORMATION:

Weather Conditions @ Sampling: Rain, 65°F

Sample Characteristics: Clear

COMMENTS AND OBSERVATIONS:

Well Closed and Locked? (Y) / N Full Suite Collected? (Y) / N # Bottles Collected: 10 (2 Pace, 3 Eberline)

MDNR collects MO App I + diss/total rads + tritium

Date: 6/1/2016 By: Jonathan Wilkinson Title: Residuals Management Team Member

Company: Feezor Engineering, Inc.

FEEZOR ENGINEERING, INC.

FIELD INFORMATION LOG Part 1

Facility: Bridgeton Landfill

Location: Bridgeton, Missouri

Sample Matrix: Groundwater

Sample Point ID: PZ-200-SS

Sampler(s): Michael Spurgeon

Jonathan Wilkinson

Top of Casing (ft, msl) 485.57

PURGE INFORMATION:

Method of Well Purge: Waterra Pump

Dedicated Equipment: Yes ✓ No

Date/Time Initiated: 6/9/2016 1113

Casing Diameter (inches): 2

Initial Water Level (feet): 21.10

One Borehole Volume (gal): Not Applicable

Initial Water Level Previous Event (feet): 20.50

One Borehole Volume Previous Event (gal): N/A

Ground Water Elevation (ft, msl): 464.47

Total Volume Purged (mL): 8100 mL

Ground Water Elevation Previous Event (ft, msl) 465.07

Purged Dry?: Yes No ✓

Well Total Depth (feet): 99.31

Water Level after Purge (feet): NA

Well Total Depth Previous Event (feet): 99.50

Date/Time Completed: 6/9/2016 1134

PURGE DATA: Discharge: N/A sec Refill: N/A sec Pressure: N/A psi

Measure field pH, Temp, Specific Conductance, Diss O_2, and Oxidation-Reduction Potential using flow-through cell.

Average Purge Rate: 3810 mL / min

Time	Cumulative Volume (mL)	Temp (°C)	pH (std units)	Spec. Conductance (µS = µmhos/cm)	Turbidity (NTU)	Dissolved O_2 (mg/L)	ORP (mV)	Notes
Purge 3,500 mL prior to first reading								
1122	3,500	17.9	6.22	2690	73.47	0.95	-70	Clear to cloudy
1126	4,970	17.8	6.21	2810	57.55	0.76	-71	Clear to cloudy
1130	6,510	17.9	6.21	2820	56.41	0.56	-73	Clear to cloudy
1134	8,100	17.8	6.21	2810	49.23	0.43	-76	Clear to cloudy

FEEZOR ENGINEERING, INC.

FIELD INFORMATION LOG Part 2

SAMPLING INFORMATION:

Sample Point ID: PZ-200-SS

Sampling Method: Waterra Pump

Dedicated: Yes ✓ No

Water Level After Sampling (ft): 21.61

Well Collection Sequence #: 29 of 38

Parameters: Annual: ___ Semi-Annual: ___ Quarterly: ___ Monthly: ___ Other: ✓ MDNR Split Sampling

SAMPLE DATA:

Time & Date	Sample Rate mL/min	Temp (°C)	pH (std units)	Specific Conductance (µS = µmhos/cm)	Turbidity (NTU)	Dissolved O_2 (mg/L)	ORP (mV)	Notes
6/9/2016 1136	VOC: 386 Other: 386	17.8	6.21	2,810	49.23	0.43	-76 ~~-96~~	Clear to cloudy

INSTRUMENT CALIBRATION DATA:

Start of day: (Date/Time) 6/9/2016 0715

End of day: (Date/time) 6/9/2016 1700

Turbidity Meter: HF MicroTPW

Turb Meter S/N: #201110051

pH / Sp. Cond. Meter: WTW pH/Cond 3400i

pH / Sp. Cond. Meter S/N: #08200255

ORP / Diss O_2 Meter: WTW pH/Oxi 3400i

ORP / Diss O_2 Meter S/N: #10201689

Purging Event Start of day	Purging Event End of day		Sampling Event Start of day	Sampling Event End of day	
0.02	N/A	NTU std = 0.02	N/A	0.01	NTU std 0.02
9.73	N/A	NTU std = 10.0	N/A	9.74	NTU std 10.0
989.0	N/A	NTU std = 1,000	N/A	1018	NTU std 1,000
1428	N/A	µS std = 1,413	N/A	1425	µS std = 1,413
Cell Const: 0.493	Cell Const: N/A	Cell Const Range: 0.45 - 0.50	Cell Const: N/A	Cell Const: 0.493	Cell Const Range: 0.45 - 0.50
7.02	N/A	pH std = 7.02 @20.1 °C	N/A	6.99	pH std = 6.98 @35.4 °C
4.00	N/A	pH std = 4.00 @19.5 °C	N/A	4.04	pH std = 4.02 @35.1 °C
Slope: 0.90 @ Temp 21.1°C	Slope: N/A @ Temp N/A	Dissolved O_2 Slope Range: 0.6 to 1.25	Slope: N/A @ Temp N/A	Slope: 0.94 @ Temp 33.8°C	Dissolved O_2 Slope Range: 0.6 to 1.25
217	N/A	ORP std = 223 @19.7 °C	N/A	195	ORP std = 212 @35.8 °C

Other Calibration: Not Applicable

GENERAL INFORMATION:

Weather Conditions @ Sampling: Sunny, Breezy, 90°F

Sample Characteristics: Clear to cloudy

COMMENTS AND OBSERVATIONS:

Well Closed and Locked?: (Y) N Full Suite Collected?: (Y) N # Bottles Collected: 11 - 7 Pace - 4 Eberline (field filt)

Date: 6/9/2016 By: [signature] Jonathan Wilkinson Title: Residuals Management Team Member

Company: Feezor Engineering, Inc.

Feezor Engineering, Inc. • 3377 Hollenberg Drive • Bridgeton, Missouri 63044

FEEZOR ENGINEERING, INC.

FIELD INFORMATION LOG Part 1

Facility: Bridgeton Landfill

Location: Bridgeton, Missouri

Sample Matrix: Groundwater

Sample Point ID: PZ-201A-SS

Sampler(s): Michael Spurgeon, Jonathan Wilkinson

Top of Casing (ft, msl): 480.20

PURGE INFORMATION:

Method of Well Purge: Bladder Pump

Dedicated Equipment: Yes ✓ No

Date/Time Initiated: 6/6/2016 1525

Casing Diameter (inches): 2

Initial Water Level (feet): 9.64

One Borehole Volume (gal): Not Applicable

Initial Water Level Previous Event (feet): 9.80

One Borehole Volume Previous Event (gal): N/A

Ground Water Elevation (ft, msl): 470.56

Total Volume Purged (mL): 5,900 mL

Ground Water Elevation Previous Event (ft, msl): 470.40

Purged Dry?: Yes No ✓

Well Total Depth (feet): Top of pump = 86.10

Water Level after Purge (feet): 22.23

Well Total Depth Previous Event (feet): Top of pump = 86.21

Date/Time Completed: 6/6/2016 1544

PURGE DATA: Discharge: 4.5 sec Refill: 6.0 sec Pressure: 50 psi

Measure field pH, Temp, Specific Conductance, Diss O_2, and Oxidation-Reduction Potential using flow-through cell.

Average Purge Rate: 311 mL / min

Time	Cumulative Volume (mL)	Temp (°C)	pH (std units)	Spec. Conductance (µS = µmhos/cm)	Turbidity (NTU)	Dissolved O_2 (mg/L)	ORP (mV)	Notes
Purge 2,000 mL prior to first reading								
1532	2,000	17.9	7.07	798	5.61	0.47	61	WL: 14.38; clear
1536	3,300	17.7	7.06	778	5.59	0.58	67	WL: 16.96; clear
1540	4,500	17.5	7.07	773	3.72	0.71	71	WL: 19.52; clear
1544	5,900	17.4	7.06	772	5.25	0.79	~~130~~ 72	WL: 22.23; clear

FEEZOR ENGINEERING, INC.

FIELD INFORMATION LOG Part 2

SAMPLING INFORMATION:

Sample Point ID: PZ-201A-SS

Sampling Method: Bladder Pump

Dedicated: Yes ✓ No

Water Level @ Sampling (ft): 22.23

Well Collection Sequence #: 18 of 38

Parameters: Annual: ___ Semi-Annual: ___ Quarterly: ✓ Monthly: ___ Other: ✓ MDNR Split Sampling

SAMPLE DATA:

Time & Date	Sample Rate mL/min	Temp (°C)	pH (std units)	Specific Conductance (µS = µmhos/cm)	Turbidity (NTU)	Dissolved O_2 (mg/L)	ORP (mV)	Notes
6/6/2016 1546	VOC: 311 Other: 311	17.4	7.06	772	5.25	0.79	72	Clear

INSTRUMENT CALIBRATION DATA:

Start of day: (Date/Time) 6/6/2016 0715

End of day: (Date/time) 6/6/2016 1710

Turbidity Meter: HF MicroTPW

Turb Meter S/N: #201110051

pH / Sp. Cond. Meter: WTW pH/Cond 3400i

pH / Sp. Cond. Meter S/N: # 08200255

ORP / Diss O_2 Meter: WTW pH/Oxi 3400i

ORP / Diss O_2 Meter S/N: # 10201689

Purging Event Start of day	Purging Event End of day		Sampling Event Start of day	Sampling Event End of day	
0.02	N/A	NTU std = 0.02	N/A	0.24	NTU std 0.02
10.04	N/A	NTU std = 10.0	N/A	10.33	NTU std 10.0
1004	N/A	NTU std = 1,000	N/A	1030	NTU std 1,000
1431	N/A	µS std = 1,413	N/A	1430	µS std = 1,413
Cell Const: 0.498	Cell Const: N/A	Cell Const Range: 0.45 - 0.50	Cell Const: N/A	Cell Const: 0.498	Cell Const Range: 0.45 - 0.50
7.03	N/A	pH std = 7.03 @18.0 °C	N/A	7.02	pH std = 6.99 @ 32.0 °C
4.00	N/A	pH std = 4.00 @18.5 °C	N/A	4.02	pH std = 4.01 @ 32.0 °C
Slope: 0.86 @ Temp 19.4°C	Slope: N/A @ Temp N/A	Dissolved O_2 Slope Range: 0.6 to 1.25	Slope: N/A @ Temp N/A	Slope: 0.99 @ Temp 33.9°C	Dissolved O_2 Slope Range: 0.6 to 1.25
232	N/A	ORP std = 225 @17.4 °C	N/A	205	ORP std = 214 @33.2 °C

Other Calibration: Not Applicable

GENERAL INFORMATION:

Weather Conditions @ Sampling: Sunny, 90°F

Sample Characteristics: Clear

COMMENTS AND OBSERVATIONS:

Sp. Cond. Prediction Limit = 970 µS; Historical Range from Nov 2011 - Mar 2016: 775 - 856 µS.

pH Prediction Limits = 6.4 - 8.5 s.u.; Historical Range from Nov 2011 - Mar 2016: 6.8 - 7.21 s.u.

Well Closed and Locked? (Y) N Full Suite Collected? (Y) N # Bottles Collected: 8 - 7 Pace, 1 Eberline

Date: 6/6/2016 By: [signature] Jonathan Wilkinson Title: Residuals Management Team Member

Company: Feezor Engineering, Inc.

Feezor Engineering, Inc. • 3377 Hollenberg Drive • Bridgeton, Missouri 63044

FEEZOR ENGINEERING, INC.

FIELD INFORMATION LOG Part 1

Facility: Bridgeton Landfill

Location: Bridgeton, Missouri

Sample Matrix: Groundwater

Sample Point ID: PZ-202-SS

Sampler(s): Michael Spurgeon, Jonathan Wilkinson

Top of Casing (ft, msl): 481.02

PURGE INFORMATION:

Method of Well Purge: Bladder Pump

Dedicated Equipment: Yes ✓ No

Date/Time Initiated: 6/6/2016 0846

Casing Diameter (inches): 2

Initial Water Level (feet): 11.23

One Borehole Volume (gal): Not Applicable

Initial Water Level Previous Event (feet): 11.64

One Borehole Volume Previous Event (gal): N/A

Ground Water Elevation (ft, msl): 469.79

Total Volume Purged (mL): 4,450 mL

Ground Water Elevation Previous Event (ft, msl): 469.38

Purged Dry?: Yes No ✓

Well Total Depth (feet): Top of pump = 85.13

Water Level after Purge (feet): 11.30

Well Total Depth Previous Event (feet): Top of pump = 85.20

Date/Time Completed: 6/6/2016 0905

PURGE DATA: Discharge: 4.5 sec Refill: 6.0 sec Pressure: 45 psi

Measure field pH, Temp, Specific Conductance, Diss O_2, and Oxidation-Reduction Potential using flow-through cell.

Average Purge Rate: 234 mL / min

Time	Cumulative Volume (mL)	Temp (°C)	pH (std units)	Spec. Conductance (µS = µmhos/cm)	Turbidity (NTU)	Dissolved O_2 (mg/L)	ORP (mV)	Notes
Purge 1,750 mL prior to first reading								
0853	1,750	16.2	6.55	5720	10.31	0.74	-162	WL: 11.23 · Lt. to
0857	2,700	16.3	6.55	5840	24.20	7.95	-160	WL: 11.32 · clear
0901	3,600	16.3	6.56	5860	5.87	17.83	-160	WL: 11.30 · clear
0905	4,450	16.3	6.56	5860	10.28	19.96	-158	WL: 11.30 · clear

FEEZOR ENGINEERING, INC.

FIELD INFORMATION LOG Part 2

SAMPLING INFORMATION:

Sample Point ID: PZ-202-SS

Sampling Method: Bladder Pump

Dedicated: Yes ✓ No

Water Level @ Sampling (ft): 11.30

Well Collection Sequence #: 15 of 38

Parameters: Annual: Semi-Annual: Quarterly: Monthly: Other: ✓ MDNR Split Sampling

SAMPLE DATA:

Time & Date	Sample Rate mL/min	Temp (°C)	pH (std units)	Specific Conductance (µS = µmhos/cm)	Turbidity (NTU)	Dissolved O_2 (mg/L)	ORP (mV)	Notes
6/6/2016 0907	VOC: 234 Other: 234	16.3	6.50	5800	10.28	19.96*	-158	Clear

INSTRUMENT CALIBRATION DATA:

Start of day: (Date/Time) 6/6/2016 0715

End of day: (Date/time) 6/6/2016 1710

Turbidity Meter: HF MicroTPW

Turb Meter S/N: # 70111051

pH / Sp. Cond. Meter: WTW pH/Cond 3400i

pH / Sp. Cond. Meter S/N: # 08200255

ORP / Diss O_2 Meter: WTW pH/Oxi 3400i

ORP / Diss O_2 Meter S/N: # 10201689

Purging Event			Sampling Event		
Start of day	End of day		Start of day	End of day	
0.02	N/A	NTU std = 0.02	N/A	0.24	NTU std 0.02
10.04	N/A	NTU std = 10.0	N/A	10.33	NTU std 10.0
1004	N/A	NTU std = 1,000	N/A	1030	NTU std 1,000
1431	N/A	µS std = 1,413	N/A	1430	µS std = 1,413
Cell Const: 0.498	Cell Const: N/A	Cell Const Range: 0.45 - 0.50	Cell Const: N/A	Cell Const: 0.498	Cell Const Range: 0.45 - 0.50
7.03	N/A	pH std = 7.03 @18.0 °C	N/A	7.02	pH std = 6.98 @32.0 °C
4.00	N/A	pH std = 4.00 @18.5°C	N/A	4.02	pH std = 4.01 @32.0 °C
Slope: 0.860	Slope: N/A	Dissolved O_2 Slope Range: 0.6 to 1.25	Slope: N/A	Slope: 0.99	Dissolved O_2 Slope Range: 0.6 to 1.25
@ Temp 19.4°C	@ Temp N/A		@ Temp N/A	@ Temp 33.9°C	
232	N/A	ORP std = 225 @17.4°C	N/A	205	ORP std = 214 @33.7 °C

Other Calibration: Not Applicable

GENERAL INFORMATION:

Weather Conditions @ Sampling: Sunny, Lt. Breeze, 80°F

Sample Characteristics: Clear

COMMENTS AND OBSERVATIONS:

Well Closed and Locked? (Y) / N Full Suite Collected? (Y) / N # Bottles Collected: 10 (7 Pace, ~3 Eberline)

*D.O. position on flow block was apparently not tightened - D.O. dropped after last purge reading - read 10.33 @ 0907 and falling; MDNR collected split - MO App I + tot/diss rads + Tritium (TestAmerica) and MO App I GWP (Teklab)

Date: 6/6/2016 By: Jonathan Wilkinson Title: Residuals Management Team Member

Company: Feezor Engineering, Inc.

FEEZOR ENGINEERING, INC.

FIELD INFORMATION LOG Part 1

Facility: Bridgeton Landfill

Location: Bridgeton, Missouri

Sample Matrix: Groundwater

Sample Point ID: PZ-203-SS

Sampler(s): Michael Spurgeon

Jonathan Wilkinson

Top of Casing (ft, msl) 486.44

PURGE INFORMATION:

Method of Well Purge: Waterra Pump

Dedicated Equipment: Yes ✓ No

Date/Time Initiated: 6/9/2016 1359

Casing Diameter (inches): 2

Initial Water Level (feet): 24.59

One Borehole Volume (gal): Not Applicable

Initial Water Level Previous Event (feet): 24.87

One Borehole Volume Previous Event (gal): N/A

Ground Water Elevation (ft, msl): 461.85

Total Volume Purged (mL): 6,920 mL

Ground Water Elevation Previous Event (ft, msl) 461.57

Purged Dry?: Yes No ✓

Well Total Depth (feet): 111.34

Water Level after Purge (feet): N/A

Well Total Depth Previous Event (feet): 111.11

Date/Time Completed: 6/9/2016 1422

PURGE DATA: Discharge: N/A sec Refill: N/A sec Pressure: N/A psi

Measure field pH, Temp, Specific Conductance, Diss O_2, and Oxidation-Reduction Potential using flow-through cell.

Average Purge Rate: 301 mL / min

Time	Cumulative Volume (mL)	Temp (°C)	pH (std units)	Spec. Conductance (µS = µmhos/cm)	Turbidity (NTU)	Dissolved O_2 (mg/L)	ORP (mV)	Notes
Purge 3500 mL prior to first reading								
1410	3,500	18.2	7.12	763	25.72	1.97	-85	Clear
1414	4,600	18.4	7.11	767	24.65	1.67	105	Clear
1418	5,700	18.5	7.10	759	25.99	1.42	181	Clear
1422	6,920	18.5	7.11	757	26.92	1.16	251	Clear

FEEZOR ENGINEERING, INC.

FIELD INFORMATION LOG Part 2

SAMPLING INFORMATION: Sample Point ID: PZ-203-SS

Sampling Method: Waterra Pump Dedicated: Yes ✓ No ____

Water Level After Sampling (ft): 25.05 Well Collection Sequence #: 30 of 38

Parameters: Annual: ___ Semi-Annual: ___ Quarterly: ___ Monthly: ___ Other: ✓ MDNR Split Sampling

SAMPLE DATA:

Time & Date	Sample Rate mL/min	Temp (°C)	pH (std units)	Specific Conductance (µS = µmhos/cm)	Turbidity (NTU)	Dissolved O_2 (mg/L)	ORP (mV)	Notes
6/9/2016 1424	VOC: 301 Other 301	18.5	7.11	757	26.32	1.16	251	Clear

INSTRUMENT CALIBRATION DATA:

Start of day: (Date/Time) 6/9/2016 0715

End of day: (Date/time) 6/9/2016 1700

Turbidity Meter: HF MicroTPW

Turb Meter S/N: # 20110051

pH / Sp. Cond. Meter: WTW pH/Cond 3400i

pH / Sp. Cond. Meter S/N: # 08200255

ORP / Diss O_2 Meter: WTW pH/Oxi 3400i

ORP / Diss O_2 Meter S/N: # 10201689

Purging Event			Sampling Event		
Start of day	End of day		Start of day	End of day	
0.02	N/A	NTU std = 0.02	N/A	0.01	NTU std 0.02
9.73	N/A	NTU std = 10.0	N/A	9.74	NTU std 10.0
989.0	N/A	NTU std = 1,000	N/A	1018	NTU std 1,000
1428	N/A	µS std = 1,413	N/A	1425	µS std = 1,413
Cell Const: 0.493	Cell Const: N/A	Cell Const Range: 0.45 - 0.50	Cell Const: N/A	Cell Const: 0.493	Cell Const Range: 0.45 - 0.50
7.02	N/A	pH std = 7.02 @ 20.1 °C	N/A	6.99	pH std = 6.98 @ 35.4 °C
4.00	N/A	pH std = 4.00 @ 19.5 °C	N/A	4.04	pH std = 4.02 @ 35.1 °C
Slope: 0.90 @ Temp 21.1°C	Slope: N/A @ Temp N/A	Dissolved O_2 Slope Range: 0.6 to 1.25	Slope: N/A @ Temp N/A	Slope: 0.94 @ Temp 33.8°C	Dissolved O_2 Slope Range: 0.6 to 1.25
217	N/A	ORP std = 223 @ 19.7 °C	N/A	195	ORP std = 212 @ 35.8 °C

Other Calibration: Not Applicable

GENERAL INFORMATION:

Weather Conditions @ Sampling: Sunny, 90°F

Sample Characteristics: Clear

COMMENTS AND OBSERVATIONS:

Well Closed and Locked?: (Y) / N Full Suite Collected?: (Y) / N # Bottles Collected: 8 - 7 Pces - 1 Cleaning

MDNR collects Ms App I & Initial

Date: 6/9/2016 By: Jonathan Wilkinson Title: Residuals Management Team Member

Company: Feezor Engineering, Inc.

FEEZOR ENGINEERING, INC.

FIELD INFORMATION LOG Part 1

Facility: Bridgeton Landfill
Sample Point ID: PZ-204A-SS
Location: Bridgeton, Missouri
Sampler(s): Michael Spurgeon
Sample Matrix: Groundwater
Jonathan Wilkinson
Top of Casing (ft, msl) 462.60

PURGE INFORMATION:

Method of Well Purge: Waterra Pump
Dedicated Equipment: Yes ✓ No
Date/Time Initiated: 6/9/2016 1459
Casing Diameter (inches): 2
Initial Water Level (feet): 4.24
One Borehole Volume (gal): Not Applicable
Initial Water Level Previous Event (feet): 5.67
One Borehole Volume Previous Event (gal): N/A
Ground Water Elevation (ft, msl): 458.36
Total Volume Purged (mL): 7,830 mL
Ground Water Elevation Previous Event (ft, msl) 456.93 Oct 2013
Purged Dry?: Yes No ✓
Well Total Depth (feet): 84.23
Water Level after Purge (feet): N/A
Well Total Depth Previous Event (feet): 83.34 Oct 2013
Date/Time Completed: 6/9/2016 1519

PURGE DATA: Discharge: N/A sec Refill: N/A sec Pressure: N/A psi

Measure field pH, Temp, Specific Conductance, Diss O_2, and Oxidation-Reduction Potential using flow-through cell.

Average Purge Rate: 392 mL / min

Time	Cumulative Volume (mL)	Temp (°C)	pH (std units)	Spec. Conductance (µS = µmhos/cm)	Turbidity (NTU)	Dissolved O_2 (mg/L)	ORP (mV)	Notes
Purge 3,500 mL prior to first reading								
1507	3,500	12.5	6.53	6110	209.0	0.49	-112	Brown
1511	5,050	12.7	6.55	6160	215.5	0.25	-119	Brown to lt. brown
1515	6,350	12.5	6.55	6180	87.11	0.13	-122	Lt. Brown to clear
1519	7,830	12.9	6.55	6200	40.75	0.09	-124	Clear

FEEZOR ENGINEERING, INC.

FIELD INFORMATION LOG Part 2

SAMPLING INFORMATION:

Sample Point ID: PZ-204A-SS

Sampling Method: Waterra Pump

Dedicated: Yes ✓ No ____

Water Level @ Sampling (ft): 4.95

Well Collection Sequence #: 31 of 38

Parameters: Annual: ___ Semi-Annual: ___ Quarterly: ___ Monthly: ___ Other: ✓

SAMPLE DATA:

Time & Date	Sample Rate mL/min	Temp (°C)	pH (std units)	Specific Conductance (µS = µmhos/cm)	Turbidity (NTU)	Dissolved O_2 (mg/L)	ORP (mV)	Notes
6/9/2016 1521	VOC: 342 Other: 392	17.9	6.55	6,200	40.75	0.09	-124	Clear

INSTRUMENT CALIBRATION DATA:

Start of day: (Date/Time) 6/9/2016 0915

End of day: (Date/time) 6/9/2016 1700

Turbidity Meter: HF MicroTPW

Turb Meter S/N: # 20111005

pH / Sp. Cond. Meter: WTW pH/Cond 3400i

pH / Sp. Cond. Meter S/N: # 08200255

ORP / Diss O_2 Meter: WTW pH/Oxi 3400i

ORP / Diss O_2 Meter S/N: # 20 1689

Purging Event Start of day	Purging Event End of day		Sampling Event Start of day	Sampling Event End of day	
0.02	N/A	NTU std = 0.02	N/A	0.01	NTU std 0.02
9.73	N/A	NTU std = 10.0	N/A	9.74	NTU std 10.0
989.0	N/A	NTU std = 1,000	N/A	1018	NTU std 1,000
1428	N/A	µS std = 1,413	N/A	1425	µS std = 1,413
Cell Const: 0.493	Cell Const: N/A	Cell Const Range: 0.45 - 0.50	Cell Const: N/A	Cell Const: 0.493	Cell Const Range: 0.45 - 0.50
7.02	N/A	pH std = 7.02 @20.1 °C	N/A	6.99	pH std = 6.98 @35.4 °C
4.00	N/A	pH std = 4.00 @19.5 °C	N/A	4.04	pH std = 4.02 @35.1 °C
Slope: 0.90	Slope: N/A	Dissolved O_2 Slope Range: 0.6 to 1.25	Slope: N/A	Slope: 0.94	Dissolved O_2 Slope Range: 0.6 to 1.25
@ Temp 21.1°C	@ Temp N/A		@ Temp N/A	@ Temp 33.8°C	
217	N/A	ORP std = 223 @19.7°C	N/A	195	ORP std = 212 @35.8 °C

Other Calibration: Not Applicable

GENERAL INFORMATION:

Weather Conditions @ Sampling: Sunny, 85°F

Sample Characteristics: Clear

COMMENTS AND OBSERVATIONS:

Well Closed and Locked?: (Y) N Full Suite Collected?: (Y) N # Bottles Collected: 8 - 1 Extra 7 Pace

MDNR Collect Mobile I & trip

Date: 6/9/2016 By: _____ Title: Residuals Management Team Member

Jonathan Wilkinson

Company: Feezor Engineering, Inc.

FEEZOR ENGINEERING, INC.

FIELD INFORMATION LOG Part 1

Facility: Bridgeton Landfill | Sample Point ID: PZ-205-AS

Location: Bridgeton, Missouri | Sampler(s): Michael Spurgeon

Sample Matrix: Groundwater | Jonathan Wilkinson

Top of Casing (ft, msl): 464.77

PURGE INFORMATION:

Method of Well Purge: Waterra Pump | Dedicated Equipment: Yes ✓ No

Date/Time Initiated: 6/8/2016 1631 | Casing Diameter (inches): 2

Initial Water Level (feet): 30.33 | One Borehole Volume (gal): Not Applicable

Initial Water Level Previous Event (feet): 27.65 | One Borehole Volume Previous Event (gal): N/A

Ground Water Elevation (ft, msl): 434.44 | Total Volume Purged (mL): 5,490 mL

Ground Water Elevation Previous Event (ft, msl) 437.12 Oct 2013 | Purged Dry?: Yes No ✓

Well Total Depth (feet): 94.03 | Water Level after Purge (feet): N/A

LHT Well Total Depth Previous Event (feet): 50.15 Oct 2013 | Date/Time Completed: 6/8/2016 1645

PURGE DATA: Discharge: N/A sec Refill: N/A sec Pressure: N/A psi

Measure field pH, Temp, Specific Conductance, Diss O_2, and Oxidation-Reduction Potential using flow-through cell.

Average Purge Rate: 342 mL / min

Time	Cumulative Volume (mL)	Temp (°C)	pH (std units)	Spec. Conductance (µS = µmhos/cm)	Turbidity (NTU)	Dissolved O_2 (mg/L)	ORP (mV)	Notes
Purge 1,000 mL prior to first reading								
1633	1,000	21.2	6.62	7580	>1100	0.53	-130	Dk gray
1637	2,400	21.5	6.59	6600	248.7	0.30	-156	Dk gray
1641	4,000	21.4	6.58	6580	335.7	0.16	-168	Dk gray
1645	5490	21.3	6.57	6310	389.7	0.10	-174	Dk gray

FEEZOR ENGINEERING, INC.

FIELD INFORMATION LOG Part 2

SAMPLING INFORMATION:

Sample Point ID: PZ-205-AS

Sampling Method: Waterra Pump

Dedicated: Yes ✓ No

Water Level @ Sampling (ft): 50.54

Well Collection Sequence #: 27 of 38

Parameters: Annual: ___ Semi-Annual: ___ Quarterly: ___ Monthly: ___ Other: ✓

SAMPLE DATA:

Time & Date	Sample Rate mL/min	Temp (°C)	pH (std units)	Specific Conductance (µS = µmhos/cm)	Turbidity (NTU)	Dissolved O_2 (mg/L)	ORP (mV)	Notes
6/8/2016 1647	VOC: 392 Other: 392	21.3	6.57	6310	389.7	0.10	-174	Dk. gray

INSTRUMENT CALIBRATION DATA:

Start of day: (Date/Time) 6/8/2016 0730

End of day: (Date/time) 6/8/2016 1845

Turbidity Meter: HF MicroTPW

Turb Meter S/N: #20140051

pH / Sp. Cond. Meter: WTW pH/Cond 3400i

pH / Sp. Cond. Meter S/N: #08200255

ORP / Diss O_2 Meter: WTW pH/Oxi 3400i

ORP / Diss O_2 Meter S/N: #10201689

Purging Event Start of day	Purging Event End of day		Sampling Event Start of day	Sampling Event End of day	
0.02	N/A	NTU std = 0.02	N/A	0.46	NTU std 0.02
10.27	N/A	NTU std = 10.0	N/A	10.14	NTU std 10.0
1001	N/A	NTU std = 1,000	N/A	1016	NTU std 1,000
1437	N/A	µS std = 1,413	N/A	1395	µS std = 1,413
Cell Const: 0.484	Cell Const: N/A	Cell Const Range: 0.45 - 0.50	Cell Const: N/A	Cell Const: 0.484	Cell Const Range: 0.45 - 0.50
7.04	N/A	pH std = 7.04 @ 15.6 °C	N/A	6.98	pH std = 6.99 @ 31.2 °C
4.00	N/A	pH std = 4.00 @ 15.7 °C	N/A	4.05	pH std = 4.01 @ 30.9 °C
Slope: 0.87 @ Temp 18.0°C	Slope: N/A @ Temp N/A	Dissolved O_2 Slope Range: 0.6 to 1.25	Slope: N/A @ Temp N/A	Slope: 0.94 @ Temp 29.3°C	Dissolved O_2 Slope Range: 0.6 to 1.25
236	N/A	ORP std = 226 @ 15.7 °C	N/A	207	ORP std = 215 @ 31.0 °C

Other Calibration: Not Applicable

GENERAL INFORMATION:

Weather Conditions @ Sampling: Sunny, 85°F

Sample Characteristics: Dark gray

COMMENTS AND OBSERVATIONS:

Well Closed and Locked?: (Y) / N Full Suite Collected?: (Y) / N # Bottles Collected: 10 - 7 Poly Eberline

MDNR collects MO App I & tot/diss rads & tritium

Date: 6/8/2016 By: [signature] Jonathan Wilkinson Title: Residuals Management Team Member

Company: Feezor Engineering, Inc.

FEEZOR ENGINEERING, INC.

FIELD INFORMATION LOG Part 1

Facility: Bridgeton Landfill

Location: Bridgeton, Missouri

Sample Matrix: Groundwater

Sample Point ID: PZ-205-SS

Sampler(s): Michael Spurgeon

Jonathan Wilkinson

Top of Casing (ft, msl) 465.83

PURGE INFORMATION:

Method of Well Purge: Bladder Pump

Dedicated Equipment: Yes ✓ No ____

Date/Time Initiated: 6/10/2016 1023

Casing Diameter (inches): 2

Initial Water Level (feet): 29.05

One Borehole Volume (gal): Not Applicable

Initial Water Level Previous Event (feet): 29.02

One Borehole Volume Previous Event (gal): N/A

Ground Water Elevation (ft, msl): 436.78

Total Volume Purged (mL): 6,280 mL

Ground Water Elevation Previous Event (ft, msl) 436.81

Purged Dry?: Yes ____ No ✓

Well Total Depth (feet): Top of pump = 93.02

Water Level after Purge (feet): 40.60

Well Total Depth Previous Event (feet): Top of pump = 92.91

Date/Time Completed: 6/10/2016 1041

JHT

PURGE DATA: Discharge: 4.5 sec Refill: 6.0 sec Pressure: 50 psi

Measure field pH, Temp, Specific Conductance, Diss O_2, and Oxidation-Reduction Potential using flow-through cell.

Average Purge Rate: 349 mL / min

Time	Cumulative Volume (mL)	Temp (°C)	pH (std units)	Spec. Conductance (µS = µmhos/cm)	Turbidity (NTU)	Dissolved O_2 (mg/L)	ORP (mV)	Notes
Purge 2,000 mL prior to first reading								
1029	2,000	20.6	7.00	874	7.35	1.23	111	WL: 33.85; clear
1033	3,400	20.5	7.00	877	4.31	1.22	194	WL: 36.38; clear
1037	4,810	20.6	7.01	878	4.53	1.18	225	WL: 38.95; clear
1041	6,280	20.7	6.99	877	4.50	1.28	249	WL: 40.60; clear

FEEZOR ENGINEERING, INC.

FIELD INFORMATION LOG Part 2

SAMPLING INFORMATION:

Sample Point ID: PZ-205-SS

Sampling Method: Bladder Pump

Dedicated: Yes ✓ No ____

Water Level @ Sampling (ft): 40.60

Well Collection Sequence #: 34 of 38

Parameters: Annual: ___ Semi-Annual: ___ Quarterly: ✓ Monthly: ___ Other: ____

SAMPLE DATA:

Time & Date	Sample Rate mL/min	Temp (°C)	pH (std units)	Specific Conductance (µS = µmhos/cm)	Turbidity (NTU)	Dissolved O_2 (mg/L)	ORP (mV)	Notes
6/10/2016 1047	VOC: 349 Other 349	20.7	6.99	877	4.50	1.28	249	Clear

INSTRUMENT CALIBRATION DATA:

Start of day: (Date/Time) 6/10/2016 0805

End of day: (Date/time) 6/10/2016 1320

Turbidity Meter: HF MicroTPW

Turb Meter S/N: # 20110051

pH / Sp. Cond. Meter: WTW pH/Cond 3400i

pH / Sp. Cond. Meter S/N: # 08200255

ORP / Diss O_2 Meter: WTW pH/Oxi 3400i

ORP / Diss O_2 Meter S/N: # 10201609

Purging Event			Sampling Event		
Start of day	End of day		Start of day	End of day	
0.02	N/A	NTU std = 0.02	N/A	0.00	NTU std 0.02
9.98	N/A	NTU std = 10.0	N/A	10.70	NTU std 10.0
961.1	N/A	NTU std = 1,000	N/A	1080	NTU std 1,000
1412	N/A	µS std = 1,413	N/A	1392	µS std = 1,413
Cell Const: 0.484	Cell Const: N/A	Cell Const Range: 0.45 - 0.50	Cell Const: N/A	Cell Const: 0.484	Cell Const Range: 0.45 - 0.50
7.00	N/A	pH std = 7.00 @25.6 °C	N/A	6.98	pH std = 6.98 @36.0 °C
4.01	N/A	pH std = 4.01 @25.3 °C	N/A	4.06	pH std = 4.02 @34.5 °C
Slope: 0.89	Slope: N/A	Dissolved O_2 Slope Range: 0.6 to 1.25	Slope: N/A	Slope: 0.92	Dissolved O_2 Slope Range: 0.6 to 1.25
@ Temp 28.5 °C	@ Temp N/A		@ Temp N/A	@ Temp 34.9 °C	
207	N/A	ORP std = 219 @25.7 °C	N/A	205	ORP std = 211 @37.2 °C

Other Calibration: Not Applicable

GENERAL INFORMATION:

Weather Conditions @ Sampling: Sunny, 80's F

Sample Characteristics: Clear

COMMENTS AND OBSERVATIONS:

Sp. Cond. Prediction Limit = 1,300 µS; Historical Range from Nov 2011 - Mar 2016: 762 - 936 µS.

pH Prediction Limits = 6.5 - 7.9 s.u.; Historical Range from Nov 2011 - Mar 2016: 6.89 - 7.27 s.u.

Well Closed and Locked?: Y / N Full Suite Collected?: Y / N # Bottles Collected: 7 - Pace

Date: 6/10/2016 By: Jonathan Wilkinson Title: Residuals Management Team Member

Company: Feezor Engineering, Inc.

FEEZOR ENGINEERING, INC.

FIELD INFORMATION LOG Part 1

Facility: Bridgeton Landfill

Location: Bridgeton, Missouri

Sample Matrix: Groundwater

Sample Point ID: PZ-206-SS *

Sampler(s): Michael Spurgeon, Jonathan Wilkinson

Top of Casing (ft, msl): 463.42

PURGE INFORMATION:

Method of Well Purge: Waterra Pump

Dedicated Equipment: Yes ✓ No

Date/Time Initiated: 6/8/2016 0854

Casing Diameter (inches): 2

Initial Water Level (feet): ~~47.20~~ 27.20

One Borehole Volume (gal): Not Applicable

Initial Water Level Previous Event (feet): 27.33

One Borehole Volume Previous Event (gal): N/A

Ground Water Elevation (ft, msl): 436.22

Total Volume Purged (mL): 12,250 mL

Ground Water Elevation Previous Event (ft, msl): 436.09

Purged Dry?: Yes No ✓

Well Total Depth (feet): 129.82

Water Level after Purge (feet): N/A

Well Total Depth Previous Event (feet): 129.79

Date/Time Completed: 6/8/2016 0928

PURGE DATA: Discharge: N/A sec Refill: N/A sec Pressure: N/A psi

Measure field pH, Temp, Specific Conductance, Diss O_2, and Oxidation-Reduction Potential using flow-through cell.

Average Purge Rate: 285 mL / min

* Well adjacent to Regenerative Thermal Oxidizer

Time	Cumulative Volume (mL)	Temp (°C)	pH (std units)	Spec. Conductance (µS = µmhos/cm)	Turbidity (NTU)	Dissolved O_2 (mg/L)	ORP (mV)	Notes
Purge 3,520 mL prior to first reading								
0904	3,520	18.9	6.86	1386	64.67	1.12	-107	Clear
0908	5,400	19.5	6.83	1360	57.49	1.22	-105	Clear
0912	6,950	19.4	6.83	1351	33.45	2.05	-102	Clear
0916	8,150	20.0	6.82	1335	20.81	3.68	-106	Clear
0920	9,550	19.5	6.83	1327	12.19	7.75	-105	Clear
0924	10,900	19.4	6.83	1351	10.79	9.84	-116	Clear
0928	12,250	19.5	6.83	1345	7.16	11.35	-119	Clear

FEEZOR ENGINEERING, INC.

FIELD INFORMATION LOG Part 2

SAMPLING INFORMATION:

Sample Point ID: PZ-206-SS

Sampling Method: Waterra Pump

Dedicated: Yes ✓ No

Water Level After Sampling (ft): 41.95

Well Collection Sequence #: 24 of 38

Parameters: Annual: ___ Semi-Annual: ___ Quarterly: ___ Monthly: ___ Other: ✓ MDNR Split Sampling

SAMPLE DATA:

Time & Date	Sample Rate mL/min	Temp (°C)	pH (std units)	Specific Conductance (µS = µmhos/cm)	Turbidity (NTU)	Dissolved O_2 (mg/L)	ORP (mV)	Notes
6/8/2016 0930	VOC: 285 Other: 285	19.5	6.83	1345	7.16	11.35	-119	Clear

INSTRUMENT CALIBRATION DATA:

Start of day: (Date/Time) 6/8/2016 0730

End of day: (Date/time) 6/8/2016 1845

Turbidity Meter: HF MicroTPW

Turb Meter S/N: # 201110051

pH / Sp. Cond. Meter: WTW pH/Cond 3400i

pH / Sp. Cond. Meter S/N: # 0820025

ORP / Diss O_2 Meter: WTW pH/Oxi 3400i

ORP / Diss O_2 Meter S/N: # 10201689

Purging Event Start of day	Purging Event End of day		Sampling Event Start of day	Sampling Event End of day	
0.02	N/A	NTU std = 0.02	N/A	0.46	NTU std 0.02
10.27	N/A	NTU std = 10.0	N/A	10.14	NTU std 10.0
1001	N/A	NTU std = 1,000	N/A	1016	NTU std 1,000
1437	N/A	µS std = 1,413	N/A	~~1430~~ 1395	µS std = 1,413
Cell Const: 0.484	Cell Const: N/A	Cell Const Range: 0.45 - 0.50	Cell Const: N/A	Cell Const: 0.484	Cell Const Range: 0.45 - 0.50
7.04	N/A	pH std = 7.04 @15.6°C	N/A	6.98	pH std = 6.99 @31.2 °C
4.00	N/A	pH std = 4.00 @15.7°C	N/A	4.05	pH std = 4.01 @30.9 °C
Slope: 0.87 @ Temp 18.0°C	Slope: N/A @ Temp N/A	Dissolved O_2 Slope Range: 0.6 to 1.25	Slope: N/A @ Temp N/A	Slope: 0.94 @ Temp 29.3°C	Dissolved O_2 Slope Range: 0.6 to 1.25
236	N/A	ORP std = 226 @15.7°C	N/A	207	ORP std = 215 @31.0 °C

Other Calibration: Not Applicable

GENERAL INFORMATION:

Weather Conditions @ Sampling: Sunny, 85°F

Sample Characteristics: Clear

COMMENTS AND OBSERVATIONS:

Well Closed and Locked?: (Y) N Full Suite Collected?: (Y) N # Bottles Collected: 10 < 7 Pace, 3 Eberline

MDNR collects Mo App I (plus dup Mo App I) & tot/diss rads & tritium

Date: 6/8/2016 By: [signature] Jonathan Wilkinson Title: Residuals Management Team Member

Company: Feezor Engineering, Inc.

Feezor Engineering, Inc. • 3377 Hollenberg Drive • Bridgeton, Missouri 63044

FEEZOR ENGINEERING, INC.

FIELD INFORMATION LOG Part 1

Facility: Bridgeton Landfill

Location: Bridgeton, Missouri

Sample Matrix: Groundwater

Sample Point ID: PZ-209-SS

Sampler(s): Michael Spurgeon

Jonathan Wilkinson

Top of Casing (ft, msl) 489.68

PURGE INFORMATION:

Method of Well Purge: Bladder Pump

Dedicated Equipment: Yes ✓ No ____

Date/Time Initiated: 6/10/2016 1101

Casing Diameter (inches): 2

Initial Water Level (feet): 21.12

One Borehole Volume (gal): Not Applicable

Initial Water Level Previous Event (feet): 21.71

One Borehole Volume Previous Event (gal): N/A

Ground Water Elevation (ft, msl): 468.56

Total Volume Purged (mL): 6,600 mL

Ground Water Elevation Previous Event (ft, msl) 467.97

Purged Dry?: Yes ____ No ✓

Well Total Depth (feet): Top of pump = 99.70

Water Level after Purge (feet): 34.09

Well Total Depth Previous Event (feet): Top of pump = 99.89

Date/Time Completed: 6/10/2016 1121

HH

1

PURGE DATA: Discharge: 4.5 sec Refill: 6.0 sec Pressure: 50 (DJ) 60 psi

Measure field pH, Temp, Specific Conductance, Diss O_2, and Oxidation-Reduction Potential using flow-through cell.

Average Purge Rate: 330 mL / min

Time	Cumulative Volume (mL)	Temp (°C)	pH (std units)	Spec. Conductance (µS = µmhos/cm)	Turbidity (NTU)	Dissolved O_2 (mg/L)	ORP (mV)	Notes
Purge 2,000 mL prior to first reading								
1109	2,000	16.5	7.23	684	4.45	1.52	33	WL: 25.21; clear
1113	3,010	16.1	7.23	688	2.86	0.95	155	WL: 27.30; clear
1117	4,900	15.8	7.24	698	3.19	0.48	203	WL: 30.74; clear
1121	6,600	15.7	7.26	691	3.76	0.48	214	WL: 34.09; clear

FEEZOR ENGINEERING, INC.

FIELD INFORMATION LOG Part 2

SAMPLING INFORMATION:

Sample Point ID: PZ-209-SS

Sampling Method: Bladder Pump

Dedicated: Yes ✓ No

Water Level @ Sampling (ft): 34.09

Well Collection Sequence #: 35 36 of 38

Parameters: Annual: ___ Semi-Annual: ___ Quarterly: ___ Monthly: ___ Other: ✓ Assessment

SAMPLE DATA:

Time & Date	Sample Rate mL/min	Temp (°C)	pH (std units)	Specific Conductance (µS = µmhos/cm)	Turbidity (NTU)	Dissolved O_2 (mg/L)	ORP (mV)	Notes
6/10/2016 1123	VOC 330 / Other 330	15.7	7.26	691	8.76	0.48	214	Clear

INSTRUMENT CALIBRATION DATA:

Start of day: (Date/Time) 6/10/2016 0805

End of day: (Date/time) 6/10/2016 1320

Turbidity Meter: HF MicroTPW

Turb Meter S/N: #20140051

pH / Sp. Cond. Meter: WTW pH/Cond 3400i

pH / Sp. Cond. Meter S/N: # 08200255

ORP / Diss O_2 Meter: WTW pH/Oxi 3400i

ORP / Diss O_2 Meter S/N: # 10201689

Purging Event Start of day	Purging Event End of day		Sampling Event Start of day	Sampling Event End of day	
0.02	N/A	NTU std = 0.02	N/A	0.00	NTU std 0.02
9.98	N/A	NTU std = 10.0	N/A	10.70	NTU std 10.0
961.1	N/A	NTU std = 1,000	N/A	1080	NTU std 1,000
1412	N/A	µS std = 1,413	N/A	1392	µS std = 1,413
Cell Const: 0.484	Cell Const: N/A	Cell Const Range: 0.45 - 0.50	Cell Const: N/A	Cell Const: 0.484	Cell Const Range: 0.45 - 0.50
7.00	N/A	pH std = 7.00 @25.6°C	N/A	6.98	pH std = 6.98 @36.0 °C
4.01	N/A	pH std = 4.01 @25.3°C	N/A	4.06	pH std = 4.02 @34.5 °C
Slope: 0.89 @ Temp 28.5°C	Slope: N/A @ Temp N/A	Dissolved O_2 Slope Range: 0.6 to 1.25	Slope: N/A @ Temp N/A	Slope: 0.92 @ Temp 34.9°C	Dissolved O_2 Slope Range: 0.6 to 1.25
207	N/A	ORP std = 219 @25.7°C	N/A	205	ORP std = 281 @37.2 °C

Other Calibration: Not Applicable

GENERAL INFORMATION:

Weather Conditions @ Sampling: Sunny, 90°F

Sample Characteristics: Clear

COMMENTS AND OBSERVATIONS:

Well Closed and Locked?: Y N Full Suite Collected?: Y N # Bottles Collected: 9 Pace — 3 VOAs, 4 unpreserved, 2 metals, 1 [illegible]

Date: 6/10/2016 By: Jonathan Wilkinson Title: Residuals Management Team Member

Company: Feezor Engineering, Inc.

Feezor Engineering, Inc. • 3377 Hollenberg Drive • Bridgeton, Missouri 63044

FEEZOR ENGINEERING, INC.

FIELD INFORMATION LOG Part 1

Facility: Bridgeton Landfill
Location: Bridgeton, Missouri
Sample Matrix: Groundwater

Sample Point ID: PZ-209-SD
Sampler(s): Michael Spurgeon
Jonathan Wilkinson
Top of Casing (ft, msl) 489.58

PURGE INFORMATION:

Method of Well Purge: Bladder Pump
Date/Time Initiated: 6/1/2016 0908
Initial Water Level (feet): 22.69
Initial Water Level Previous Event (feet): 23.54
Ground Water Elevation (ft, msl): 466.89
Ground Water Elevation Previous Event (ft, msl 466.04
Well Total Depth (feet): Top of pump = 101.44
Well Total Depth Previous Event (feet): Top of pump = 101.44

Dedicated Equipment: Yes ✓ No
Casing Diameter (inches): 2
One Borehole Volume (gal): Not Applicable
One Borehole Volume Previous Event (gal): N/A
Total Volume Purged (mL): 6,200 mL
Purged Dry?: Yes No ✓
Water Level after Purge (feet): 32.45
Date/Time Completed: 6/1/2016 0929

JHT

PURGE DATA: Discharge: 4.0 sec Refill: 7.0 sec Pressure: 50 psi

Measure field pH, Temp, Specific Conductance, Diss O_2, and Oxidation-Reduction Potential using flow-through cell.

Average Purge Rate: 295 mL / min

Time	Cumulative Volume (mL)	Temp (°C)	pH (std units)	Spec. Conductance (µS = µmhos/cm)	Turbidity (NTU)	Dissolved O_2 (mg/L)	ORP (mV)	Notes
Purge 1,900 mL prior to first reading								
0915	1,900	16.1	7.13	807	1.88	0.97	-172	WL: 26.48; clear
0921	3,400	16.2	7.14	809	0.77	0.69	-188	WL: 29.28; clear
0925	5,000	16.0	7.15	806	0.04	0.61	-193	WL: 30.90; clear
0929	6,200	15.9	7.15	807	0.90	0.52	-196	WL: 32.45; clear

FEEZOR ENGINEERING, INC.

FIELD INFORMATION LOG Part 2

SAMPLING INFORMATION:

Sample Point ID: PZ-209-SD

Sampling Method: Bladder Pump

Dedicated: Yes ✓ No ____

Water Level @ Sampling (ft): 32.45

Well Collection Sequence #: 1 of 38

Parameters: Annual: ___ Semi-Annual: ___ Quarterly: ___ Monthly: ___ Other: ✓ Assessment & MDNR Split Sampling

SAMPLE DATA:

Time & Date	Sample Rate mL/min	Temp (°C)	pH (std units)	Specific Conductance (µS = µmhos/cm)	Turbidity (NTU)	Dissolved O_2 (mg/L)	ORP (mV)	Notes
6/1/2016 0932	VOC 295 / Other 245	15.9	7.15	807	0.90	0.52	-196	Clear

INSTRUMENT CALIBRATION DATA:

Start of day: (Date/Time) 6/1/2016 0725

End of day: (Date/time) 6/1/2016 1850

Turbidity Meter: HF MicroTPW

Turb Meter S/N: #20110051

pH / Sp. Cond. Meter: WTW pH/Cond 3400i

pH / Sp. Cond Meter S/N: #08200255

ORP / Diss O_2 Meter: WTW pH/Oxi 3400i

ORP / Diss O_2 Meter S/N: #10201689

Purging Event			Sampling Event		
Start of day	End of day		Start of day	End of day	
0.01	N/A	NTU std = 0.02	N/A	0.00	NTU std 0.02
10.03	N/A	NTU std = 10.0	N/A	10.35	NTU std 10.0
1010	N/A	NTU std = 1,000	N/A	998	NTU std 1,000
1424	N/A	µS std = 1,413	N/A	1395	µS std = 1,413
Cell Const: 0.485	Cell Const: N/A	Cell Const Range: 0.45 - 0.50	Cell Const: N/A	Cell Const: 0.485	Cell Const Range: 0.45 - 0.50
7.01	N/A	pH std = 7.01 @21.8 °C	N/A	7.02	pH std = 7.00 @27.3 °C
4.00	N/A	pH std = 4.00 @21.9 °C	N/A	4.06	pH std = 4.01 @27.3 °C
Slope: 0.96	Slope: N/A	Dissolved O_2 Slope Range: 0.6 to 1.25	Slope: N/A	Slope: 0.98	Dissolved O_2 Slope Range: 0.6 to 1.25
@ Temp 20.7°C	@ Temp N/A		@ Temp N/A	@ Temp 23.5°C	
227	N/A	ORP std = 222 @21.5 °C	N/A	212	ORP std = 218 @27.1 °C

Other Calibration: Not Applicable

GENERAL INFORMATION:

Weather Conditions @ Sampling: Overcast, 75°F

Sample Characteristics: Clear

COMMENTS AND OBSERVATIONS:

Well Closed and Locked?: (Y) / N Full Suite Collected?: (Y) / N # Bottles Collected: 15 < 12 Pace 3 Eberline

MDNR collects Mo App I & diss/total rads & tritium

Date: 6/1/2016 By: Jonathan Wilkinson Title: Residuals Management Team Member

Company: Feezor Engineering, Inc.

FEEZOR ENGINEERING, INC.

FIELD INFORMATION LOG Part 1

Facility: Bridgeton Landfill
Location: Bridgeton, Missouri
Sample Matrix: Groundwater

Sample Point ID: PZ-210-SS
Sampler(s): Michael Spurgeon
Jonathan Wilkinson
Top of Casing (ft, msl): 486.90

PURGE INFORMATION:

Method of Well Purge: Bladder Pump
Dedicated Equipment: Yes ✓ No
Date/Time Initiated: 6/10/2016 1248
Casing Diameter (inches): 2
Initial Water Level (feet): 24.95
One Borehole Volume (gal): Not Applicable
Initial Water Level Previous Event (feet): 25.78
One Borehole Volume Previous Event (gal): N/A
Ground Water Elevation (ft, msl): 461.95
Total Volume Purged (mL): 7,340 mL
Ground Water Elevation Previous Event (ft, msl): 461.12
Purged Dry?: Yes No ✓
Well Total Depth (feet): Top of pump = 101.51
Water Level after Purge (feet): 39.75
Well Total Depth Previous Event (feet): Top of pump = 102.45
Date/Time Completed: 6/10/2016 1302

PURGE DATA: Discharge: 4.5 sec Refill: 6.0 sec Pressure: 50 psi

Measure field pH, Temp, Specific Conductance, Diss O_2, and Oxidation-Reduction Potential using flow-through cell.

Average Purge Rate: 386 mL / min

Time	Cumulative Volume (mL)	Temp (°C)	pH (std units)	Spec. Conductance (µS = µmhos/cm)	Turbidity (NTU)	Dissolved O_2 (mg/L)	ORP (mV)	Notes
Purge 2,000 mL prior to first reading								
1250	2,000	17.1	7.12	792	2.50	0.38	144	WL: 29.25, clear
1254	3,500	16.9	7.16	775	3.41	0.25	-122	WL: 31.73, clear
1258	5,520	16.7	7.17	776	5.60	0.14	-131	WL: 35.75, clear
1302	7,340	16.6	7.15	767	2.31	0.13	-131	WL: 39.75, clear

FEEZOR ENGINEERING, INC.

FIELD INFORMATION LOG Part 2

SAMPLING INFORMATION:

Sample Point ID: PZ-210-SS

Sampling Method: Bladder Pump

Dedicated: Yes ✓ No

Water Level @ Sampling (ft): 39.75

Well Collection Sequence #: 38 of 38

Parameters: Annual: Semi-Annual: Quarterly: Monthly: Other: ✓ Assessment

SAMPLE DATA:

Time & Date	Sample Rate mL/min	Temp (°C)	pH (std units)	Specific Conductance (µS = µmhos/cm)	Turbidity (NTU)	Dissolved O_2 (mg/L)	ORP (mV)	Notes
6/10/2016 1304	VOC: 386 Other: 386	16.6	7.15	767	2.31	0.13	-131	Clear

INSTRUMENT CALIBRATION DATA:

Start of day: (Date/Time) 6/10/2016 0805

End of day: (Date/time) 6/10/2016 1320

Turbidity Meter: HF MicroTPW

Turb Meter S/N: # 20140051

pH / Sp. Cond. Meter: WTW pH/Cond 3400i

pH / Sp. Cond. Meter S/N: # 08200255

ORP / Diss O_2 Meter: WTW pH/Oxi 3400i

ORP / Diss O_2 Meter S/N: # 10201689

Purging Event			Sampling Event		
Start of day	End of day		Start of day	End of day	
0.02	N/A	NTU std = 0.02	N/A	0.00	NTU std 0.02
9.98	N/A	NTU std = 10.0	N/A	10.30	NTU std 10.0
961.1	N/A	NTU std = 1,000	N/A	1080	NTU std 1,000
1412	N/A	µS std = 1,413	N/A	1392	µS std = 1,413
Cell Const: 0.484	Cell Const: N/A	Cell Const Range: 0.45 - 0.50	Cell Const: N/A	Cell Const: 0.484	Cell Const Range: 0.45 - 0.50
7.00	N/A	pH std = 7.00 @25.1°C	N/A	6.98	pH std = 6.98 @36.0 °C
4.01	N/A	pH std = 4.01 @25.3°C	N/A	4.06	pH std = 4.02 @34.5 °C
Slope: 0.89	Slope: N/A	Dissolved O_2 Slope Range: 0.6 to 1.25	Slope: N/A	Slope: 0.92	Dissolved O_2 Slope Range: 0.6 to 1.25
@ Temp 28.5°C	@ Temp N/A		@ Temp N/A	@ Temp 34.9°C	
207	N/A	ORP std = 219 @25.3°C	N/A	205	ORP std = 211 @37.2 °C

Other Calibration: Not Applicable

GENERAL INFORMATION:

Weather Conditions @ Sampling: Sunny, 90°F

Sample Characteristics: Clear

COMMENTS AND OBSERVATIONS:

Purge - 3 VOAs, 4 unpreserved, 1 metals, 1 amber/glass

Well Closed and Locked?: (Y) N Full Suite Collected?: (Y) / N # Bottles Collected: 9

Date: 6/10/2016 By: Jonathan Wilkinson Title: Residuals Management Team Member

Company: Feezor Engineering, Inc.

FEEZOR ENGINEERING, INC.

FIELD INFORMATION LOG Part 1

Facility: Bridgeton Landfill

Location: Bridgeton, Missouri

Sample Matrix: Groundwater

Sample Point ID: PZ-210-SD

Sampler(s): Michael Spurgeon

Jonathan Wilkinson

Top of Casing (ft, msl) 487.00

PURGE INFORMATION:

Method of Well Purge: Bladder Pump

Dedicated Equipment: Yes ✓ No

Date/Time Initiated: 6/1/2016 1348

Casing Diameter (inches): 2

Initial Water Level (feet): 25.77

One Borehole Volume (gal): Not Applicable

Initial Water Level Previous Event (feet): 26.62

One Borehole Volume Previous Event (gal): N/A

Ground Water Elevation (ft, msl): 461.23

Total Volume Purged (mL): 4,400 mL

Ground Water Elevation Previous Event (ft, msl) 460.38

Purged Dry?: Yes No ✓

Well Total Depth (feet): Top of pump - 101.55

Water Level after Purge (feet): 33.83

Well Total Depth Previous Event (feet): Top of pump = 101.51

Date/Time Completed: 6/1/2016 1409

PURGE DATA: Discharge: 4.5 sec Refill: 6.0 sec Pressure: 50 psi

Measure field pH, Temp, Specific Conductance, Diss O_2, and Oxidation-Reduction Potential using flow-through cell.

Average Purge Rate: 279 mL / min

Time	Cumulative Volume (mL)	Temp (°C)	pH (std units)	Spec. Conductance (µS = µmhos/cm)	Turbidity (NTU)	Dissolved O_2 (mg/L)	ORP (mV)	Notes
Purge 1,800 mL prior to first reading								
1357	1800	18.7	7.02	961	3.50	1.23	-142	WL: 29.28 ; clear
1401	2600	18.1	7.04	962	1.07	0.95	-148	WL: 30.69 ; clear
1405	3,500	17.9	7.06	966	1.29	0.84	-157	WL: 32.33 ; clear
1409	4,400	17.9	7.06	968	0.90	0.72	-156	WL: 33.83 ; clear

FEEZOR ENGINEERING, INC.

FIELD INFORMATION LOG Part 2

SAMPLING INFORMATION:

Sample Point ID: PZ-210-SD

Sampling Method: Bladder Pump

Dedicated: Yes ✓ No ____

Water Level @ Sampling (ft): 33.83

Well Collection Sequence #: 3 of 38

Parameters: Annual: ___ Semi-Annual: ___ Quarterly: ___ Monthly: ___ Other: ✓ Assessment & MDNR Split Sampling

SAMPLE DATA:

Time & Date	Sample Rate mL/min	Temp (°C)	pH (std units)	Specific Conductance (µS = µmhos/cm)	Turbidity (NTU)	Dissolved O_2 (mg/L)	ORP (mV)	Notes
6/1/2016 1411	VOC: 279 Other: 279	17.9	7.06	968	0.90	0.72	-156	Clear

INSTRUMENT CALIBRATION DATA:

	Purging Event			Sampling Event		
	Start of day	End of day		Start of day	End of day	
Start of day: (Date/Time) 6/1/2016 0735	0.01	N/A	NTU std = 0.02	N/A	0.00	NTU std 0.02
End of day: (Date/time) 6/1/2016 1850	10.03	N/A	NTU std = 10.0	N/A	10.35	NTU std 10.0
Turbidity Meter: HF MicroTPW	1010	N/A	NTU std = 1,000	N/A	1098	NTU std 1,000
Turb Meter S/N: # 20111005	1424	N/A	µS std = 1,413	N/A	1395	µS std = 1,413
pH / Sp. Cond. Meter: WTW pH/Cond 3400i	Cell Const: 0.485	Cell Const: N/A	Cell Const Range: 0.45 - 0.50	Cell Const: N/A	Cell Const: 0.485	Cell Const Range: 0.45 - 0.50
pH / Sp. Cond Meter S/N: # 08200255	7.01	N/A	pH std = 7.01 @21.8 °C	N/A	7.02	pH std = 7.00 @27.3 °C
ORP / Diss O_2 Meter: WTW pH/Oxi 3400i	4.00	N/A	pH std = 4.01 @21.9 °C	N/A	4.06	pH std = 4.01 @27.3 °C
ORP / Diss O_2 Meter S/N: # 10201689	Slope: 0.96 @ Temp 20.7°C	Slope: N/A @ Temp N/A	Dissolved O_2 Slope Range: 0.6 to 1.25	Slope: N/A @ Temp N/A	Slope: 0.98 @ Temp 27.5°C	Dissolved O_2 Slope Range: 0.6 to 1.25
	224	N/A	ORP std = 222 @21.5 °C	N/A	212	ORP std = 218 @27.1 °C

Other Calibration: Not Applicable

GENERAL INFORMATION:

Weather Conditions @ Sampling: Mostly Cloudy, 80°F

Sample Characteristics: Clear

COMMENTS AND OBSERVATIONS:

Well Closed and Locked?: (Y) / N Full Suite Collected? (Y) / N # Bottles Collected: 15 - 12 Pace 3 Eberline

MDNR collects MD App I + diss/total rads + tritium

Date: 6/1/2016 By: Jonathan Wilkinson Title: Residuals Management Team Member

Company: Feezor Engineering, Inc.

FEEZOR ENGINEERING, INC.

FIELD INFORMATION LOG Part 1

Facility: Bridgeton Landfill
Location: Bridgeton, Missouri
Sample Matrix: Groundwater

Sample Point ID: PZ-211-SS
Sampler(s): Michael Spurgeon
Jonathan Wilkinson
Top of Casing (ft, msl) 487.41

PURGE INFORMATION:

Method of Well Purge: Bladder Pump
Date/Time Initiated: 6/10/2016 1148
Initial Water Level (feet): 19.50
Initial Water Level Previous Event (feet): 20.11
Ground Water Elevation (ft, msl): 467.91
Ground Water Elevation Previous Event (ft, msl) 467.30
Well Total Depth (feet): Top of pump = 98.18
Well Total Depth Previous Event (feet): Top of pump = 98.09

Dedicated Equipment: Yes ✓ No
Casing Diameter (inches): 2
One Borehole Volume (gal): Not Applicable
One Borehole Volume Previous Event (gal): N/A
Total Volume Purged (mL): 6,660
Purged Dry?: Yes No ✓
Water Level after Purge (feet): 32.49
Date/Time Completed: 6/10/2016 1157

PURGE DATA: Discharge: 4.5 sec Refill: 6.0 sec Pressure: 52 psi

Measure field pH, Temp, Specific Conductance, Diss O_2, and Oxidation-Reduction Potential using flow-through cell.

1114

Average Purge Rate: 416 mL / min

Time	Cumulative Volume (mL)	Temp (°C)	pH (std units)	Spec. Conductance (µS = µmhos/cm)	Turbidity (NTU)	Dissolved O_2 (mg/L)	ORP (mV)	Notes
Purge 2,000 mL prior to first reading								
1145	2,000	16.5	7.19	690	9.62	0.53	104	WL: 23.65 ; clear
1149	3,350	16.5	7.20	682	7.76	0.37	207	WL: 26.10 ; clear
1153	5,000	16.2	7.21	687	8.95	0.30	-138	WL: 29.50; clear
1157	6,660	16.1	7.21	689	12.01	0.28	-140	WL: 32.49; clear

FEEZOR ENGINEERING, INC.

FIELD INFORMATION LOG Part 2

SAMPLING INFORMATION:

Sample Point ID: PZ-211-SS

Sampling Method: Bladder Pump

Dedicated: Yes ✓ No

Water Level @ Sampling (ft): 32.49

Well Collection Sequence #: ~~37~~ 36 of 38

Parameters: Annual: ___ Semi-Annual: ___ Quarterly: ___ Monthly: ___ Other: ✓ Assessment

SAMPLE DATA:

Time & Date	Sample Rate mL/min	Temp (°C)	pH (std units)	Specific Conductance (µS = µmhos/cm)	Turbidity (NTU)	Dissolved O_2 (mg/L)	ORP (mV)	Notes
6/10/2016 1159	VOC: 416 Other: 416	16.1	7.21	689	12.01	0.28	-140	Clear

INSTRUMENT CALIBRATION DATA:

		Purging Event Start of day	Purging Event End of day		Sampling Event Start of day	Sampling Event End of day	
Start of day: (Date/Time)	6/10/2016 0805	0.02	N/A	NTU std = 0.02	N/A	0.00	NTU std 0.02
End of day: (Date/time)	6/10/2016 1320	9.98	N/A	NTU std = 10.0	N/A	10.70	NTU std 10.0
Turbidity Meter:	HF MicroTPW	961.1	N/A	NTU std = 1,000	N/A	1080	NTU std 1,000
Turb Meter S/N:	# 201110051	1412	N/A	µS std = 1,413	N/A	1392	µS std = 1,413
pH / Sp. Cond. Meter:	WTW pH/Cond 3400i	Cell Const: 0.484	Cell Const: N/A	Cell Const Range: 0.45 - 0.50	Cell Const: N/A	Cell Const: 0.484	Cell Const Range: 0.45 - 0.50
		7.00	N/A	pH std = 7.00 @ 25.6 °C	N/A	6.98	pH std = 6.98 @ 36.0 °C
pH / Sp. Cond Meter S/N:	# 08200255	4.01	N/A	pH std = 4.01 @ 25.3 °C	N/A	4.06	pH std = 4.02 @ 34.5 °C
ORP / Diss O_2 Meter:	WTW pH/Oxi 3400i	Slope: 0.89 @ Temp 28.5°C	Slope: N/A @ Temp N/A	Dissolved O_2 Slope Range: 0.6 to 1.25	Slope: N/A @ Temp N/A	Slope: 0.92 @ Temp 34.9°C	Dissolved O_2 Slope Range: 0.6 to 1.25
ORP / Diss O_2 Meter S/N:	# 10201689	207	N/A	ORP std = 219 @ 25.7 °C	N/A	205	ORP std = 211 @ 37.2 °C

Other Calibration: Not Applicable

GENERAL INFORMATION:

Weather Conditions @ Sampling: Sunny, Lt. Breeze, 90°F

Sample Characteristics: Clear

COMMENTS AND OBSERVATIONS:

Well Closed and Locked? (Y) N Full Suite Collected? (Y) N # Bottles Collected: 9 — Pure, 3 VOAs, 4 unpreserved, 1 metals, 1 NaOH/ZnAc

Date: 6/10/2016 By: [signature] Jonathan Wilkinson Title: Residuals Management Team Member

Company: Feezor Engineering, Inc.

Feezor Engineering, Inc. • 3377 Hollenberg Drive • Bridgeton, Missouri 63044

FEEZOR ENGINEERING, INC.

FIELD INFORMATION LOG Part 1

Facility: Bridgeton Landfill

Location: Bridgeton, Missouri

Sample Matrix: Groundwater

Sample Point ID: PZ-211-SD

Sampler(s): Michael Spurgeon

Jonathan Wilkinson

Top of Casing (ft, msl) 487.46

PURGE INFORMATION:

Method of Well Purge: Bladder Pump

Dedicated Equipment: Yes ✓ No ____

Date/Time Initiated: 6/1/2016 1111

Casing Diameter (inches): 2

Initial Water Level (feet): 21.36

One Borehole Volume (gal): Not Applicable

Initial Water Level Previous Event (feet): 22.19

One Borehole Volume Previous Event (gal): N/A

Ground Water Elevation (ft, msl): 466.10

Total Volume Purged (mL): 5,850 mL

1HT1

Ground Water Elevation Previous Event (ft, msl) 465.27

Purged Dry?: Yes ____ No ✓

Well Total Depth (feet): Top of pump ~ 99.40

Water Level after Purge (feet): 32.41

Well Total Depth Previous Event (feet): Top of pump = 99.30

Date/Time Completed: 6/1/2016 1128

PURGE DATA: Discharge: 4.5 sec Refill: 6.0 sec Pressure: 52 psi

Measure field pH, Temp, Specific Conductance, Diss O_2, and Oxidation-Reduction Potential using flow-through cell.

Average Purge Rate: 344 mL / min

Time	Cumulative Volume (mL)	Temp (°C)	pH (std units)	Spec. Conductance (µS = µmhos/cm)	Turbidity (NTU)	Dissolved O_2 (mg/L)	ORP (mV)	Notes
Purge 1,850 mL prior to first reading								
1116	1,850	16.1	7.24	919	11.86	0.64	-175	WL=25.11 ; clear
1120	3,150	16.0	7.23	923	13.17	0.54	-193	WL=27.40 ; clear
1124	4,500	16.0	7.24	924	5.82	0.49	-208	WL: 29.90 ; clear
1128	5,850	16.0	7.24	933	3.40	0.16	-221	WL: 32.41 ; clear

FEEZOR ENGINEERING, INC.

FIELD INFORMATION LOG Part 2

SAMPLING INFORMATION:

Sample Point ID: PZ-211-SD

Sampling Method: Bladder Pump

Dedicated: Yes ✓ No

Water Level @ Sampling (ft): 32.41

Well Collection Sequence #: 2 of 38

Parameters: Annual: ___ Semi-Annual: ___ Quarterly: ___ Monthly: ___ Other: ✓ Assessment & MDNR Split Sampling

SAMPLE DATA:

Time & Date	Sample Rate mL/min	Temp (°C)	pH (std units)	Specific Conductance (µS = µmhos/cm)	Turbidity (NTU)	Dissolved O_2 (mg/L)	ORP (mV)	Notes
6/1/2016 1130	VOC: 344 Other: 344	16.0	7.24	933	3.40	0.16	-221	Clear

INSTRUMENT CALIBRATION DATA:

Start of day: (Date/Time) 6/1/2016 0735

End of day: (Date/time) 6/1/2016 1850

Turbidity Meter: HF MicroTPW

Turb Meter S/N: # 201110051

pH / Sp. Cond. Meter: WTW pH/Cond 3400i

pH / Sp. Cond. Meter S/N: # 08200255

ORP / Diss O_2 Meter: WTW pH/Oxi 3400i

ORP / Diss O_2 Meter S/N: # 10201689

Purging Event Start of day	Purging Event End of day		Sampling Event Start of day	Sampling Event End of day	
0.01	N/A	NTU std = 0.02	N/A	0.00	NTU std 0.02
10.03	N/A	NTU std = 10.0	N/A	10.35	NTU std 10.0
1010	N/A	NTU std = 1,000	N/A	1098	NTU std 1,000
1424	N/A	µS std = 1,413	N/A	1395	µS std = 1,413
Cell Const: 0.485	Cell Const: N/A	Cell Const Range: 0.45 - 0.50	Cell Const: N/A	Cell Const: 0.485	Cell Const Range: 0.45 - 0.50
7.01	N/A	pH std = 7.01 @21.8 °C	N/A	7.02	pH std = 7.00 @27.3 °C
4.00	N/A	pH std = 4.00 @21.9 °C	N/A	4.06	pH std = 4.01 @27.3 °C
Slope: 0.96 @ Temp 20.7°C	Slope: N/A @ Temp N/A	Dissolved O_2 Slope Range: 0.6 to 1.25	Slope: N/A @ Temp N/A	Slope: 0.98 @ Temp 27.5°C	Dissolved O_2 Slope Range: 0.6 to 1.25
227	N/A	ORP std = 222 @21.5 °C	N/A	212	ORP std = 218 @27.1 °C

Other Calibration: Not Applicable

GENERAL INFORMATION:

Weather Conditions @ Sampling: P. Cloudy, 75°F

Sample Characteristics: Clear

COMMENTS AND OBSERVATIONS:

Well Closed and Locked?: (Y) / N Full Suite Collected?: (Y) / N # Bottles Collected: 15 < 12 Pace, 3 Eberline

MDNR collects split - App I Mo + diss/total rads + tritium

Date: 6/1/2016 By: [signature] Jonathan Wilkinson Title: Residuals Management Team Member

Company: Feezor Engineering, Inc.

Feezor Engineering, Inc. • 3377 Hollenberg Drive • Bridgeton, Missouri 63044

FEEZOR ENGINEERING, INC.

FIELD INFORMATION LOG Part 1

Facility: Bridgeton Landfill
Location: Bridgeton, Missouri
Sample Matrix: Groundwater

Sample Point ID: PZ-212-SS
Sampler(s): Michael Spurgeon
Jonathan Wilkinson
Top of Casing (ft. msl) 482.79

PURGE INFORMATION:

Method of Well Purge: Bladder Pump
Date/Time Initiated: 6/2/2016 1034
Initial Water Level (feet): 8.97
Initial Water Level Previous Event (feet): 9.61
Ground Water Elevation (ft, msl): 473.82
Ground Water Elevation Previous Event (ft, msl 473.18
Well Total Depth (feet): Top of pump = 93.92
Well Total Depth Previous Event (feet): Top of pump = 93.89

Dedicated Equipment: Yes ✓ No
Casing Diameter (inches): 2
One Borehole Volume (gal): Not Applicable
One Borehole Volume Previous Event (gal): N/A
Total Volume Purged (mL): 6,300 mL
Purged Dry?: Yes No ✓
Water Level after Purge (feet): 20.90
Date/Time Completed: 6/2/2016 1052

PURGE DATA: Discharge: 4.5 sec Refill: 6.0 sec Pressure: 47 psi

Measure field pH, Temp, Specific Conductance, Diss O_2, and Oxidation-Reduction Potential using flow-through cell.

Average Purge Rate: 350 mL / min

Time	Cumulative Volume (mL)	Temp (°C)	pH (std units)	Spec. Conductance (µS = µmhos/cm)	Turbidity (NTU)	Dissolved O_2 (mg/L)	ORP (mV)	Notes
Purge 2,000 mL prior to first reading								
1040	2,000	15.5	7.16	728	89.14	0.14	15	WL: 13.38 ; 14.4
1044	3,300	15.6	7.14	722	52.27	0.07	29	WL: 15.54 ; 14.4
1048	4,600	15.7	7.14	721	56.28	0.04	30	WL: 18.79 ; 14.4
1052	6,300	16.0	7.13	723	76.93	0.06	31	WL: 20.90 ; 14.4

FEEZOR ENGINEERING, INC.

FIELD INFORMATION LOG Part 2

SAMPLING INFORMATION:

Sample Point ID: PZ-212-SS

Sampling Method: Bladder Pump

Dedicated: Yes ✓ No

Water Level @ Sampling (ft): 20.90

Well Collection Sequence #: 8 of 38

Parameters: Annual: ___ Semi-Annual: ___ Quarterly: ___ Monthly: ___ Other: ✓ MDNR Split Sampling

SAMPLE DATA:

Time & Date	Sample Rate mL/min	Temp (°C)	pH (std units)	Specific Conductance (µS = µmhos/cm)	Turbidity (NTU)	Dissolved O_2 (mg/L)	ORP (mV)	Notes
6/2/2016 1054	VOC: 350 Other: 350	16.0	7.13	723	76.93	0.06	31	Light tan

INSTRUMENT CALIBRATION DATA:

Start of day: (Date/Time) 6/2/2016 0640

End of day: (Date/time) 6/2/2016 1800

Turbidity Meter: HF MicroTPW

Turb Meter S/N: # 20110051

pH / Sp. Cond. Meter: WTW pH/Cond 3400i

pH / Sp. Cond. Meter S/N: # 08200255

ORP / Diss O_2 Meter: WTW pH/Oxi 3400i

ORP / Diss O_2 Meter S/N: # 10201689

Purging Event Start of day	Purging Event End of day		Sampling Event Start of day	Sampling Event End of day	
0.01	N/A	NTU std = 0.02	N/A	0.00	NTU std 0.02
10.06	N/A	NTU std = 10.0	N/A	10.72	NTU std 10.0
992.4	N/A	NTU std = 1,000	N/A	1075	NTU std 1,000
1425	N/A	µS std = 1,413	N/A	1410	µS std = 1,413
Cell Const: 0.494	Cell Const: N/A	Cell Const Range: 0.45 - 0.50	Cell Const: N/A	Cell Const: 0.494	Cell Const Range: 0.45 - 0.50
7.02	N/A	pH std = 7.02 @ 20.5 °C	N/A	6.93	pH std = 6.99 @ 31.3 °C
4.00	N/A	pH std = 4.00 @ 20.6 °C	N/A	3.97	pH std = 4.01 @ 31.7 °C
Slope: 0.94 @ Temp 19.7°C	Slope: N/A @ Temp N/A	Dissolved O_2 Slope Range: 0.6 to 1.25	Slope: N/A @ Temp N/A	Slope: 0.95 @ Temp 33.4°C	Dissolved O_2 Slope Range: 0.6 to 1.25
228	N/A	ORP std = 223 @ 20.3 °C	N/A	207	ORP std = 215 @ 31.6 °C

Other Calibration: Not Applicable

GENERAL INFORMATION:

Weather Conditions @ Sampling: Sunny, 75°F

Sample Characteristics: Light tan

COMMENTS AND OBSERVATIONS:

Well Closed and Locked?: (Y) / N Full Suite Collected? (Y) N # Bottles Collected: 10 - 7 Pace - 3 Eberline

MDNR collects MO App I & tot/diss roads & tritium

Date: 6/2/2016 By: Jonathan Wilkinson Title: Residuals Management Team Member

Company: Feezor Engineering, Inc.

Feezor Engineering, Inc. • 3377 Hollenberg Drive • Bridgeton, Missouri 63044

FEEZOR ENGINEERING, INC.

FIELD INFORMATION LOG Part 1

Facility: Bridgeton Landfill

Location: Bridgeton, Missouri

Sample Matrix: Groundwater

Sample Point ID: PZ-212-SD

Sampler(s): Michael Spurgeon

Jonathan Wilkinson

Top of Casing (ft, msl) 482.72

PURGE INFORMATION:

Method of Well Purge: Bladder Pump

Dedicated Equipment: Yes ✓ No

Date/Time Initiated: 6/2/2016 0859

Casing Diameter (inches): 2

Initial Water Level (feet): 13.82

One Borehole Volume (gal): Not Applicable

Initial Water Level Previous Event (feet): 14.21

One Borehole Volume Previous Event (gal): N/A

MHT Ground Water Elevation (ft, msl): 468.90

Total Volume Purged (mL): 5,100 mL

Ground Water Elevation Previous Event (ft, msl 468.51

Purged Dry?: Yes No ✓

Well Total Depth (feet): Top of pump = 92.89

Water Level after Purge (feet): 23.14

Well Total Depth Previous Event (feet): Top of pump = 92.85

Date/Time Completed: 6/2/2016 0917

PURGE DATA: Discharge: 4.5 sec Refill: 6.0 sec Pressure: 50 psi

Measure field pH, Temp, Specific Conductance, Diss O_2, and Oxidation-Reduction Potential using flow-through cell.

Average Purge Rate: 283 mL / min

Time	Cumulative Volume (mL)	Temp (°C)	pH (std units)	Spec. Conductance (µS = µmhos/cm)	Turbidity (NTU)	Dissolved O_2 (mg/L)	ORP (mV)	Notes
Purge 2,000 mL prior to first reading								
0905	2,000	15.9	7.21	1186	38.98	0.26	-130	WL: 17.82 ; clear
0909	3,000	15.9	7.26	1158	26.53	0.17	-137	WL: 19.61 ; clear
0913	4,000	15.7	7.25	1132	8.67	0.11	-145	WL: 21.41 ; clear
0917	5,100	15.8	7.25	1133	4.96	0.10	-145	WL: 23.14 ; clear

FEEZOR ENGINEERING, INC.

FIELD INFORMATION LOG Part 2

SAMPLING INFORMATION:

Sample Point ID: PZ-212-SD

Sampling Method: Bladder Pump

Dedicated: Yes ✓ No

Water Level @ Sampling (ft): 23.14

Well Collection Sequence #: 7 of 38

Parameters: Annual: ___ Semi-Annual: ___ Quarterly: ___ Monthly: ___ Other: ✓ MDNR Split Sampling

SAMPLE DATA:

Time & Date	Sample Rate mL/min	Temp (°C)	pH (std units)	Specific Conductance (µS = µmhos/cm)	Turbidity (NTU)	Dissolved O_2 (mg/L)	ORP (mV)	Notes
6/2/2016 0919	VOC 283 Other 283	15.8	7.25	1133	4.96	0.10	-145	Clear

INSTRUMENT CALIBRATION DATA:

Start of day: (Date/Time) 6/2/2016 0640

End of day: (Date/time) 6/2/2016 1800

Turbidity Meter: HF MicroTPW

Turb Meter S/N: #20111005I

pH / Sp. Cond. Meter: WTW pH/Cond 3400i

pH / Sp. Cond. Meter S/N: #08200255

ORP / Diss O_2 Meter: WTW pH/Oxi 3400i

ORP / Diss O_2 Meter S/N: #10201689

Purging Event Start of day	Purging Event End of day		Sampling Event Start of day	Sampling Event End of day	
0.01	N/A	NTU std = 0.02	N/A	0.00	NTU std 0.02
10.06	N/A	NTU std = 10.0	N/A	10.72	NTU std 10.0
992.4	N/A	NTU std = 1,000	N/A	1075	NTU std 1,000
1425	N/A	µS std = 1,413	N/A	1410	µS std = 1,413
Cell Const: 0.494	Cell Const: N/A	Cell Const Range: 0.45 - 0.50	Cell Const: N/A	Cell Const: 0.494	Cell Const Range: 0.45 - 0.50
7.02	N/A	pH std = 7.02 @20.5 °C	N/A	6.93	pH std = 6.99 @31.3 °C
4.00	N/A	pH std = 4.00 @20.6 °C	N/A	3.97	pH std = 4.01 @31.7 °C
Slope: 0.94 @ Temp 19.7°C	Slope: N/A @ Temp N/A	Dissolved O_2 Slope Range: 0.6 to 1.25	Slope: N/A @ Temp N/A	Slope: 0.95 @ Temp 33.4°C	Dissolved O_2 Slope Range: 0.6 to 1.25
228	N/A	ORP std = 223 @20.3 °C	N/A	207	ORP std = 215 @31.6 °C

Other Calibration: Not Applicable

GENERAL INFORMATION:

Weather Conditions @ Sampling: Sunny, 75°F

Sample Characteristics: Clear

COMMENTS AND OBSERVATIONS:

Well Closed and Locked? Y N Full Suite Collected? Y / N # Bottles Collected: 10 - 7 Pace - 3 Eberline

MDNR collects MO App I & Total/Diss rads & tritium

Date: 6/2/2016 By: [signature] Jonathan Wilkinson Title: Residuals Management Team Member

Company: Feezor Engineering, Inc.

Feezor Engineering, Inc. • 3377 Hollenberg Drive • Bridgeton, Missouri 63044

FEEZOR ENGINEERING, INC.

FIELD INFORMATION LOG Part 1

Facility: Bridgeton Landfill

Location: Bridgeton, Missouri

Sample Matrix: Leachate

Sample Point ID: LCS-1D

Sampler(s): Michael Spurgeon

Jonathan Wilkinson

Top of Casing (ft, msl) Not Applicable

PURGE INFORMATION:

Method of Well Purge: Not Applicable

Dedicated Equipment: Yes N/A No N/A

Date/Time Initiated: Not Applicable

Casing Diameter (inches): Not Applicable

Initial Water Level (feet): Not Applicable

One Borehole Volume (gal): Not Applicable

Initial Water Level Previous Event (feet): Not Applicable

One Borehole Volume Previous Event (gal): N/A

Ground Water Elevation (ft, msl): Not Applicable

Total Volume Purged (mL): Not Applicable

Ground Water Elevation Previous Event (ft, msl N/A

Purged Dry?: Yes N/A No N/A

Well Total Depth (feet): Not Applicable

Water Level after Purge (feet): Not Applicable

Well Total Depth Previous Event (feet): Not Applicable

Date/Time Completed: Not Applicable

PURGE DATA: Discharge: N/A sec Refill: N/A sec Pressure: N/A psi

Measure field pH, Temp, Specific Conductance, Diss O_2, and Oxidation-Reduction Potential using flow-through cell.

Average Purge Rate: N/A mL / min

Time	Cumulative Volume (mL)	Temp (°C)	pH (std units)	Spec. Conductance (µS = µmhos/cm)	Turbidity (NTU)	Dissolved O_2 (mg/L)	ORP (mV)	Notes
Leachate Grab Sample - No Purchase Necessary								

FEEZOR ENGINEERING, INC.

FIELD INFORMATION LOG Part 2

SAMPLING INFORMATION: Sample Point ID: LCS-1D

Sampling Method: Leachate Grab Dedicated: Yes ✓ No

Water Level @ Sampling (ft): Not Applicable Well Collection Sequence #: N/A of N/A

Parameters: Annual: Semi-Annual: Quarterly: Monthly: Other: ✓ MDNR Split Sampling

SAMPLE DATA:

Time & Date	Sample Rate mL/min	Temp (°C)	pH (std units)	Specific Conductance (µS = µmhos/cm)	Turbidity (NTU)	Dissolved O_2 (mg/L)	ORP (mV)	Notes
6/7/2016 0925	VOC: N/A Other N/A	Dry	Point	- No Sample	Collected			

INSTRUMENT CALIBRATION DATA:

Start of day: (Date/Time) N/A

End of day: (Date/time) N/A

Turbidity Meter: HF MicroTPW

Turb Meter S/N: N/A

pH / Sp. Cond. Meter: WTW pH/Cond 3400i

pH / Sp. Cond. Meter S/N: N/A

ORP / Diss O_2 Meter: WTW pH/Oxi 3400i

ORP / Diss O_2 Meter S/N: N/A

Purging Event Start of day	Purging Event End of day		Sampling Event Start of day	Sampling Event End of day	
N/A	N/A	NTU std = 0.02	N/A	N/A	NTU std 0.02
N/A	N/A	NTU std = 10.0			NTU std 10.0
N/A	N/A	NTU std = 1,000			NTU std 1,000
N/A	N/A	µS std = 1,413			µS std = 1,413
Cell Const: N/A	Cell Const: N/A	Cell Const Range: 0.45 - 0.50	Cell Const:	Cell Const:	Cell Const Range: 0.45 - 0.50
N/A	N/A	pH std = N/A @ N/A °C			pH std = N/A @ N/A °C
N/A	N/A	pH std = N/A @ N/A °C			pH std = N/A @ N/A °C
Slope: N/A	Slope: N/A	Dissolved O_2 Slope Range: 0.6 to 1.25	Slope:	Slope:	Dissolved O_2 Slope Range: 0.6 to 1.25
@ Temp N/A	@ Temp N/A		@ Temp	@ Temp	
N/A	N/A	ORP std = N/A @ N/A °C			ORP std = N/A @ N/A °C

Other Calibration: Not Applicable

GENERAL INFORMATION:

Weather Conditions @ Sampling: Sunny, 75°F

Sample Characteristics: N/A

COMMENTS AND OBSERVATIONS:

Well Closed and Locked?: Y (N/A) N Full Suite Collected?: Y (N) # Bottles Collected: 0

Dry Point - No Sample Collected

Date: N/A 6/7/2016 By: Jonathan Wilkinson Title: Residuals Management Team Member

Company: Feezor Engineering, Inc.

FEEZOR ENGINEERING, INC.

FIELD INFORMATION LOG Part 1

Facility: Bridgeton Landfill

Location: Bridgeton, Missouri

Sample Matrix: Leachate

Sample Point ID: LCS-2D

Sampler(s): Michael Spurgeon

Jonathan Wilkinson

Top of Casing (ft, msl) Not Applicable

PURGE INFORMATION:

Method of Well Purge: Not Applicable

Dedicated Equipment: Yes N/A No N/A

Date/Time Initiated: Not Applicable

Casing Diameter (inches): Not Applicable

Initial Water Level (feet): Not Applicable

One Borehole Volume (gal): Not Applicable

Initial Water Level Previous Event (feet): Not Applicable

One Borehole Volume Previous Event (gal): N/A

Ground Water Elevation (ft, msl): Not Applicable

Total Volume Purged (mL): Not Applicable

Ground Water Elevation Previous Event (ft, msl N/A

Purged Dry?: Yes N/A No N/A

Well Total Depth (feet): Not Applicable

Water Level after Purge (feet): Not Applicable

Well Total Depth Previous Event (feet): Not Applicable

Date/Time Completed: Not Applicable

PURGE DATA: Discharge: N/A sec Refill: N/A sec Pressure: N/A psi

Measure field pH, Temp, Specific Conductance, Diss O_2, and Oxidation-Reduction Potential using flow-through cell.

Average Purge Rate: N/A mL / min

Time	Cumulative Volume (mL)	Temp (°C)	pH (std units)	Spec. Conductance (µS = µmhos/cm)	Turbidity (NTU)	Dissolved O_2 (mg/L)	ORP (mV)	Notes
Leachate Grab Sample - No Purchase Necessary								

FEEZOR ENGINEERING, INC.

FIELD INFORMATION LOG Part 2

SAMPLING INFORMATION:

Sample Point ID: LCS-2D

Sampling Method: Leachate Grab

Dedicated: Yes ✓ No ____

Water Level @ Sampling (ft): Not Applicable

Well Collection Sequence #: N/A of N/A

Parameters: Annual: ___ Semi-Annual: ___ Quarterly: ___ Monthly: ___ Other: ✓ MDNR Split Sampling

SAMPLE DATA:

Time & Date	Sample Rate mL/min	Temp (°C)	pH (std units)	Specific Conductance (µS = µmhos/cm)	Turbidity (NTU)	Dissolved O_2 (mg/L)	ORP (mV)	Notes
6/7/2016 0920	VOC: N/A Other: N/A	Pump Inoperable - No Sample Collected						

INSTRUMENT CALIBRATION DATA:

Start of day: (Date/Time) N/A

End of day: (Date/time) N/A

Turbidity Meter: HF MicroTPW

Turb Meter S/N: N/A

pH / Sp. Cond. Meter: WTW pH/Cond 3400i

pH / Sp. Cond. Meter S/N: N/A

ORP / Diss O_2 Meter: WTW pH/Oxi 3400i

ORP / Diss O_2 Meter S/N: N/A

Purging Event			Sampling Event		
Start of day	End of day		Start of day	End of day	
N/A	N/A	NTU std = 0.02	N/A	N/A	NTU std 0.02
N/A	N/A	NTU std = 10.0			NTU std 10.0
N/A	N/A	NTU std = 1,000			NTU std 1,000
N/A	N/A	µS std = 1,413			µS std = 1,413
Cell Const: N/A	Cell Const: N/A	Cell Const Range: 0.45 - 0.50	Cell Const:	Cell Const:	Cell Const Range: 0.45 - 0.50
N/A	N/A	pH std = N/A @ N/A °C			pH std = N/A @ N/A °C
N/A	N/A	pH std = N/A @ N/A °C			pH std = N/A @ N/A °C
Slope: N/A @ Temp N/A	Slope: N/A @ Temp N/A	Dissolved O_2 Slope Range: 0.6 to 1.25	Slope: @ Temp	Slope: @ Temp	Dissolved O_2 Slope Range: 0.6 to 1.25
N/A	N/A	ORP std = N/A @ N/A °C			ORP std = N/A @ N/A °C

Other Calibration: Not Applicable

GENERAL INFORMATION:

Weather Conditions @ Sampling: Sunny 75°F

Sample Characteristics: N/A

COMMENTS AND OBSERVATIONS:

Well Closed and Locked?: Y / N (N/A) Full Suite Collected?: Y (N) # Bottles Collected: 0

Pump Inoperable - No Sample Collected

Date: 6/7/2016 By: Jonathan Wilkinson Title: Residuals Management Team Member

Company: Feezor Engineering, Inc.

FEEZOR ENGINEERING, INC.

FIELD INFORMATION LOG Part 1

Facility: Bridgeton Landfill

Location: Bridgeton, Missouri

Sample Matrix: Leachate

Sample Point ID: LCS-3D

Sampler(s): Michael Spurgeon

Jonathan Wilkinson

Top of Casing (ft, msl) Not Applicable

PURGE INFORMATION:

Method of Well Purge: Not Applicable

Dedicated Equipment: Yes N/A No N/A

Date/Time Initiated: Not Applicable

Casing Diameter (inches): Not Applicable

Initial Water Level (feet): Not Applicable

One Borehole Volume (gal): Not Applicable

Initial Water Level Previous Event (feet): Not Applicable

One Borehole Volume Previous Event (gal): N/A

Ground Water Elevation (ft, msl): Not Applicable

Total Volume Purged (mL): Not Applicable

Ground Water Elevation Previous Event (ft, msl N/A

Purged Dry?: Yes N/A No N/A

Well Total Depth (feet): Not Applicable

Water Level after Purge (feet): Not Applicable

Well Total Depth Previous Event (feet): Not Applicable

Date/Time Completed: Not Applicable

PURGE DATA: Discharge: N/A sec Refill: N/A sec Pressure: N/A psi

Measure field pH, Temp, Specific Conductance, Diss O_2, and Oxidation-Reduction Potential using flow-through cell.

Average Purge Rate: N/A mL / min

Time	Cumulative Volume (mL)	Temp (°C)	pH (std units)	Spec. Conductance (µS = µmhos/cm)	Turbidity (NTU)	Dissolved O_2 (mg/L)	ORP (mV)	Notes
Leachate Grab Sample - No Purchase Necessary								

FEEZOR ENGINEERING, INC.

FIELD INFORMATION LOG Part 2

SAMPLING INFORMATION:

Sample Point ID: LCS-3D

Sampling Method: Leachate Grab

Dedicated: Yes ✓ No ____

Water Level @ Sampling (ft): Not Applicable

Well Collection Sequence #: N/A of N/A

Parameters: Annual: ___ Semi-Annual: ___ Quarterly: ___ Monthly: ___ Other: ✓ MDNR Split Sampling

SAMPLE DATA:

Time & Date	Sample Rate mL/min	Temp (°C)	pH (std units)	Specific Conductance (µS = µmhos/cm)	Turbidity (NTU)	Dissolved O_2 (mg/L)	ORP (mV)	Notes
6/7/2016 0910	VOC: N/A Other: N/A	Dry Point - No Sample Collected						

INSTRUMENT CALIBRATION DATA:

Start of day: (Date/Time) N/A

End of day: (Date/time) N/A

Turbidity Meter: HF MicroTPW

Turb Meter S/N: N/A

pH / Sp. Cond. Meter: WTW pH/Cond 3400i

pH / Sp. Cond. Meter S/N: N/A

ORP / Diss O_2 Meter: WTW pH/Oxi 3400i

ORP / Diss O_2 Meter S/N: N/A

Purging Event			Sampling Event		
Start of day	End of day		Start of day	End of day	
N/A	N/A	NTU std = 0.02	N/A	N/A	NTU std 0.02
N/A	N/A	NTU std = 10.0			NTU std 10.0
N/A	N/A	NTU std = 1,000			NTU std 1,000
N/A	N/A	µS std = 1,413			µS std = 1,413
Cell Const: N/A	Cell Const: N/A	Cell Const Range: 0.45 - 0.50	Cell Const:	Cell Const:	Cell Const Range: 0.45 - 0.50
N/A	N/A	pH std = N/A @ N/A °C			pH std = N/A @ N/A °C
N/A	N/A	pH std = N/A @ N/A °C			pH std = N/A @ N/A °C
Slope: N/A	Slope: N/A	Dissolved O_2 Slope Range: 0.6 to 1.25	Slope:	Slope:	Dissolved O_2 Slope Range: 0.6 to 1.25
@ Temp N/A	@ Temp N/A		@ Temp	@ Temp	
N/A	N/A	ORP std = N/A @ N/A °C			ORP std = N/A @ N/A °C

Other Calibration: Not Applicable

GENERAL INFORMATION:

Weather Conditions @ Sampling: Sunny, Lt. Breeze, 75°F

Sample Characteristics: N/A

COMMENTS AND OBSERVATIONS:

Well Closed and Locked?: Y / N (N/A) Full Suite Collected?: Y (N) # Bottles Collected: 0

Dry Point - No Sample Collected

Date: 6/7/2016 By: Jonathan Wilkinson Title: Residuals Management Team Member

Company: Feezor Engineering, Inc.

FEEZOR ENGINEERING, INC.

FIELD INFORMATION LOG Part 1

Facility: Bridgeton Landfill

Location: Bridgeton, Missouri

Sample Matrix: Leachate

Sample Point ID: LCS-4B

Sampler(s): Michael Spurgeon

Jonathan Wilkinson

Top of Casing (ft, msl) Not Applicable

PURGE INFORMATION:

Method of Well Purge: Not Applicable

Dedicated Equipment: Yes N/A No N/A

Date/Time Initiated: Not Applicable

Casing Diameter (inches): Not Applicable

Initial Water Level (feet): Not Applicable

One Borehole Volume (gal): Not Applicable

Initial Water Level Previous Event (feet): Not Applicable

One Borehole Volume Previous Event (gal): N/A

Ground Water Elevation (ft, msl): Not Applicable

Total Volume Purged (mL): Not Applicable

Ground Water Elevation Previous Event (ft, msl N/A

Purged Dry?: Yes N/A No N/A

Well Total Depth (feet): Not Applicable

Water Level after Purge (feet): Not Applicable

Well Total Depth Previous Event (feet): Not Applicable

Date/Time Completed: Not Applicable

PURGE DATA: Discharge: N/A sec Refill: N/A sec Pressure: N/A psi

Measure field pH, Temp, Specific Conductance, Diss O_2, and Oxidation-Reduction Potential using flow-through cell.

Average Purge Rate: N/A mL / min

Time	Cumulative Volume (mL)	Temp (°C)	pH (std units)	Spec. Conductance (µS = µmhos/cm)	Turbidity (NTU)	Dissolved O_2 (mg/L)	ORP (mV)	Notes
Leachate Grab Sample - No Purchase Necessary								

FEEZOR ENGINEERING, INC.

FIELD INFORMATION LOG Part 2

SAMPLING INFORMATION:

Sample Point ID: LCS-4B

Sampling Method: Leachate Grab

Dedicated: Yes ✓ No ____

Water Level @ Sampling (ft): Not Applicable

Well Collection Sequence #: N/A of N/A

Parameters: Annual: ___ Semi-Annual: ___ Quarterly: ___ Monthly: ___ Other: ✓ MDNR Split Sampling

SAMPLE DATA:

Time & Date	Sample Rate mL/min	Temp (°C)	pH (std units)	Specific Conductance (µS = µmhos/cm)	Turbidity (NTU)	Dissolved O_2 (mg/L)	ORP (mV)	Notes
6/7/2016 0935	VOC: N/A Other: N/A	Dry Point - No Sample Collected						

INSTRUMENT CALIBRATION DATA:

Start of day: (Date/Time) N/A

End of day: (Date/time) N/A

Turbidity Meter: HF MicroTPW

Turb Meter S/N: N/A

pH / Sp. Cond. Meter: WTW pH/Cond 3400i

pH / Sp. Cond. Meter S/N: N/A

ORP / Diss O_2 Meter: WTW pH/Oxi 3400i

ORP / Diss O_2 Meter S/N: N/A

Purging Event			Sampling Event		
Start of day	End of day		Start of day	End of day	
N/A	N/A	NTU std = 0.02	N/A	N/A	NTU std 0.02
N/A	N/A	NTU std = 10.0			NTU std 10.0
N/A	N/A	NTU std = 1,000			NTU std 1,000
N/A	N/A	µS std = 1,413			µS std = 1,413
Cell Const: N/A	Cell Const: N/A	Cell Const Range: 0.45 - 0.50	Cell Const:	Cell Const:	Cell Const Range: 0.45 - 0.50
N/A	N/A	pH std = N/A @ N/A °C			pH std = N/A @ N/A °C
N/A	N/A	pH std = N/A @ N/A °C			pH std = N/A @ N/A °C
Slope: N/A @ Temp N/A	Slope: N/A @ Temp N/A	Dissolved O_2 Slope Range: 0.6 to 1.25	Slope: @ Temp	Slope: @ Temp	Dissolved O_2 Slope Range: 0.6 to 1.25
N/A	N/A	ORP std = N/A @ N/A °C			ORP std = N/A @ N/A °C

Other Calibration: Not Applicable

GENERAL INFORMATION:

Weather Conditions @ Sampling: Sunny, 75°F

Sample Characteristics: N/A

COMMENTS AND OBSERVATIONS:

Well Closed and Locked?: Y (N/A) N Full Suite Collected?: Y (N) # Bottles Collected: 0

Dry Point - No Sample Collected

Date: 6/7/2016 By: Jonathan Wilkinson Title: Residuals Management Team Member

Company: Feezor Engineering, Inc.

FEEZOR ENGINEERING, INC.

FIELD INFORMATION LOG Part 1

Facility: Bridgeton Landfill

Location: Bridgeton, Missouri

Sample Matrix: Leachate

Sample Point ID: LCS-5A

Sampler(s): Michael Spurgeon

Jonathan Wilkinson

Top of Casing (ft, msl) Not Applicable

PURGE INFORMATION:

Method of Well Purge: Not Applicable

Dedicated Equipment: Yes N/A No N/A

Date/Time Initiated: Not Applicable

Casing Diameter (inches): Not Applicable

Initial Water Level (feet): Not Applicable

One Borehole Volume (gal): Not Applicable

Initial Water Level Previous Event (feet): Not Applicable

One Borehole Volume Previous Event (gal): N/A

Ground Water Elevation (ft, msl): Not Applicable

Total Volume Purged (mL): Not Applicable

Ground Water Elevation Previous Event (ft, msl) N/A

Purged Dry?: Yes N/A No N/A

Well Total Depth (feet): Not Applicable

Water Level after Purge (feet): Not Applicable

Well Total Depth Previous Event (feet): Not Applicable

Date/Time Completed: Not Applicable

PURGE DATA: Discharge: N/A sec Refill: N/A sec Pressure: N/A psi

Measure field pH, Temp, Specific Conductance, Diss O_2, and Oxidation-Reduction Potential using flow-through cell.

Average Purge Rate: N/A mL / min

Time	Cumulative Volume (mL)	Temp (°C)	pH (std units)	Spec. Conductance (µS = µmhos/cm)	Turbidity (NTU)	Dissolved O_2 (mg/L)	ORP (mV)	Notes
Leachate Grab Sample - No Purchase Necessary								

FEEZOR ENGINEERING, INC.

FIELD INFORMATION LOG Part 2

SAMPLING INFORMATION:

Sample Point ID: LCS-5A

Sampling Method: Leachate Grab

Dedicated: Yes ✓ No

Water Level @ Sampling (ft): Not Applicable

Well Collection Sequence #: 19 of 38

Parameters: Annual: ___ Semi-Annual: ___ Quarterly: ___ Monthly: ___ Other: ✓ MDNR Split Sampling

SAMPLE DATA:

Time & Date	Sample Rate mL/min	Temp (°C)	pH (std units)	Specific Conductance (µS = µmhos/cm)	Turbidity (NTU)	Dissolved O_2 (mg/L)	ORP (mV)	Notes
6/6/2016 1630	VOC: N/A Other: N/A	35.4	6.67	7,440	15.44	1.03	-148	Foamy, Lt. tan/lt green

INSTRUMENT CALIBRATION DATA:

Start of day: (Date/Time) 6/6/2016 0715

End of day: (Date/time) 6/6/2016 1710

Turbidity Meter: HF MicroTPW

Turb Meter S/N: # 201116051

pH / Sp. Cond. Meter: WTW pH/Cond 3400i

pH / Sp. Cond. Meter S/N: # 08200255

ORP / Diss O_2 Meter: WTW pH/Oxi 3400i

ORP / Diss O_2 Meter S/N: # 10201689

Purging Event Start of day	Purging Event End of day		Sampling Event Start of day	Sampling Event End of day	
N/A	N/A	NTU std = 0.02	0.02	0.24	NTU std 0.02
N/A	N/A	NTU std = 10.0	10.04	10.33	NTU std 10.0
N/A	N/A	NTU std = 1,000	1004	1030	NTU std 1,000
N/A	N/A	µS std = 1,413	1431	1430	µS std = 1,413
Cell Const: N/A	Cell Const: N/A	Cell Const Range: 0.45 - 0.50	Cell Const: 0.498	Cell Const: 0.498	Cell Const Range: 0.45 - 0.50
N/A	N/A	pH std = 7.03 @ 18.0 °C	7.03	7.02	pH std = 6.99 @ 32.0 °C
N/A	N/A	pH std = 4.00 @ 18.5 °C	4.00	4.02	pH std = 4.01 @ 32.0 °C
Slope: N/A @ Temp N/A	Slope: N/A @ Temp N/A	Dissolved O_2 Slope Range: 0.6 to 1.25	Slope: 0.86 @ Temp 19.4°C	Slope: 0.99 @ Temp 33.9°C	Dissolved O_2 Slope Range: 0.6 to 1.25
N/A	N/A	ORP std = 225 @ 17.4 °C	232	205	ORP std = 214 @ 33.2 °C

Other Calibration: Not Applicable

GENERAL INFORMATION:

Weather Conditions @ Sampling: P. Cloudy, 85°F

Sample Characteristics: Foamy, Lt tan/lt green

COMMENTS AND OBSERVATIONS:

Well Closed and Locked?: (Y) / N Full Suite Collected?: (Y) N # Bottles Collected: 11 - 7 Pace - 4 Eberline

MDNR collects MO App I & tot/diss rads & tritium

* All VOAs w/ bubbles *

Date: 6/6/2016 By: [signature] Jonathan Wilkinson Title: Residuals Management Team Member

Company: Feezor Engineering, Inc.

Feezor Engineering, Inc. • 3377 Hollenberg Drive • Bridgeton, Missouri 63044

FEEZOR ENGINEERING, INC.

FIELD INFORMATION LOG Part 1

Facility: Bridgeton Landfill

Location: Bridgeton, Missouri

Sample Matrix: Leachate

Sample Point ID: LCS-6B

Sampler(s): Michael Spurgeon

Jonathan Wilkinson

Top of Casing (ft, msl) Not Applicable

PURGE INFORMATION:

Method of Well Purge: Not Applicable

Dedicated Equipment: Yes N/A No N/A

Date/Time Initiated: Not Applicable

Casing Diameter (inches): Not Applicable

Initial Water Level (feet): Not Applicable

One Borehole Volume (gal): Not Applicable

Initial Water Level Previous Event (feet): Not Applicable

One Borehole Volume Previous Event (gal): N/A

Ground Water Elevation (ft, msl): Not Applicable

Total Volume Purged (mL): Not Applicable

Ground Water Elevation Previous Event (ft, msl N/A

Purged Dry?: Yes N/A No N/A

Well Total Depth (feet): Not Applicable

Water Level after Purge (feet): Not Applicable

Well Total Depth Previous Event (feet): Not Applicable

Date/Time Completed: Not Applicable

PURGE DATA: Discharge: N/A sec Refill: N/A sec Pressure: N/A psi

Measure field pH, Temp, Specific Conductance, Diss O_2, and Oxidation-Reduction Potential using flow-through cell.

Average Purge Rate: N/A mL / min

Time	Cumulative Volume (mL)	Temp (°C)	pH (std units)	Spec. Conductance (µS = µmhos/cm)	Turbidity (NTU)	Dissolved O_2 (mg/L)	ORP (mV)	Notes
Leachate Grab Sample - No Purchase Necessary								

FEEZOR ENGINEERING, INC.

FIELD INFORMATION LOG Part 2

SAMPLING INFORMATION:

Sample Point ID: LCS-6B

Sampling Method: Leachate Grab

Dedicated: Yes ✓ No

Water Level @ Sampling (ft): Not Applicable

Well Collection Sequence #: 20 of 38

Parameters: Annual: ___ Semi-Annual: ___ Quarterly: ___ Monthly: ___ Other: ✓ MDNR Split Sampling

SAMPLE DATA:

Time & Date	Sample Rate mL/min	Temp (°C)	pH (std units)	Specific Conductance (µS = µmhos/cm)	Turbidity (NTU)	Dissolved O_2 (mg/L)	ORP (mV)	Notes
6/7/2016 0845	VOC: N/A Other: N/A	Insufficient Volume for Field Parameters						

INSTRUMENT CALIBRATION DATA:

Start of day: (Date/Time) N/A

End of day: (Date/time) N/A

Turbidity Meter: HF MicroTPW

Turb Meter S/N: N/A

pH / Sp. Cond. Meter: WTW pH/Cond 3400i

pH / Sp. Cond. Meter S/N: N/A

ORP / Diss O_2 Meter: WTW pH/Oxi 3400i

ORP / Diss O_2 Meter S/N: N/A

Purging Event Start of day	Purging Event End of day		Sampling Event Start of day	Sampling Event End of day	
N/A	N/A	NTU std = 0.02	N/A	N/A	NTU std 0.02
N/A	N/A	NTU std = 10.0			NTU std 10.0
N/A	N/A	NTU std = 1,000			NTU std 1,000
N/A	N/A	µS std = 1,413			µS std = 1,413
Cell Const: N/A	Cell Const: N/A	Cell Const Range: 0.45 - 0.50	Cell Const:	Cell Const:	Cell Const Range: 0.45 - 0.50
N/A	N/A	pH std = N/A @N/A °C			pH std = N/A @N/A °C
N/A	N/A	pH std = N/A @N/A °C			pH std = N/A @N/A °C
Slope: N/A @ Temp N/A	Slope: N/A @ Temp N/A	Dissolved O_2 Slope Range: 0.6 to 1.25	Slope: @ Temp	Slope: @ Temp	Dissolved O_2 Slope Range: 0.6 to 1.25
N/A	N/A	ORP std = N/A @N/A °C			ORP std = N/A @N/A °C

Other Calibration: Not Applicable

GENERAL INFORMATION:

Weather Conditions @ Sampling: Sunny, 75°F

Sample Characteristics: Dk gray

COMMENTS AND OBSERVATIONS:

Well Closed and Locked?: Y / N (N/A) Full Suite Collected?: Y / (N) # Bottles Collected: 4 3 Pace 4 Eberline

Collect 3 VOAs; 1 tritium - point dewatered during sampling - checked again multiple times on 6/7/2016 - No additional volume yielded

MDNR collected VOAs and tritium

Date: 6/7/2016 By: [signature] Jonathan Wilkinson Title: Residuals Management Team Member

Company: Feezor Engineering, Inc.

Feezor Engineering, Inc. • 3377 Hollenberg Drive • Bridgeton, Missouri 63044