DETECTION MONITORING PROGRAM
GROUNDWATER STATISTICAL ANALYSIS REPORT

March 2016
Quarterly Sampling Event

Bridgeton Landfill, LLC
Bridgeton Landfill
Bridgeton, Missouri

MO DNR PERMIT No. 118912

May 2016

Prepared by:

POSTED 5/24/16

JETT ENVIRONMENTAL CONSULTING

10 Quiet Brook Court
St. Charles, MO 63303

314-496-4654
www.jettenviro.com

Received
MAY 24 2016
SWMP

JETT ENVIRONMENTAL CONSULTING

May 23, 2016

Ms. Charlene Fitch
Missouri Department of Natural Resources
Division of Environmental Quality
1730 East Elm Street
Jefferson City, Missouri 65101

Re: Detection Monitoring Program Groundwater Statistical Analysis Report
Bridgeton Landfill, LLC – Bridgeton Landfill
Missouri DNR Permit #MO – 118912
Bridgeton, Missouri

Dear Ms. Fitch:

On behalf of the Bridgeton Landfill, LLC – Bridgeton Landfill, Jett Environmental Consulting is submitting the Detection Monitoring Program Groundwater Statistical Analysis Semi-Annual Report for the March 2016 groundwater monitoring event.

If you have any questions or comments, please contact me at steve.jett@jettenviro.com or 314-496-4654.

Sincerely,

Steve Jett, P.G.
Owner

POSTED 5/24/16

Attachment: *Groundwater Statistical Analysis Report (1 Hardcopy)*

cc: *Derek Bouchard – Republic Services (1 Hardcopy)*

Received
MAY 24 2016
SWMP

10 Quiet Brook Court
St. Charles, MO 63303

314-496-4654
www.jettenviro.com

DETECTION MONITORING PROGRAM
GROUNDWATER STATISTICAL ANALYSIS REPORT

March 2016
Quarterly Sampling Event

Bridgeton Landfill, LLC
Bridgeton Landfill
Bridgeton, Missouri

MO DNR PERMIT No. 118912

May 2016

Prepared by:

JETT ENVIRONMENTAL CONSULTING

10 Quiet Brook Court
St. Charles, MO 63303

314-496-4654
www.jettenviro.com

Received
MAY 24 2016
SWMP

TABLE OF CONTENTS

1.0 INTRODUCTION 1

2.0 SITE BACKGROUND AND MONITORING NETWORK 1

3.0 SITE HYDROGEOLOGY 2

4.0 STATISTICAL PROCEDURES 3

4.1 Outliers 3

4.2 Screening for Statistical Trends 3

4.3 Intra-Well Prediction Limits 3

4.4 Statistical Trends in Exceeding Constituents 4

4.5 Organic Constituent Results 5

5.0 STATISTICAL RESULTS SUMMARY 5

6.0 REVISED STATISTICAL ANALYSIS PLAN 6

TABLES

Table 1 Detection Monitoring Program Wells
Table 2 Intra-Well Prediction Limit Exceedances
Table 3 Organic Constituent Detections at PZ-114-AS
Table 4 Organic Constituent Detections at PZ-104-SS & PZ-104-SD

APPENDICES

Appendix A Statistical Power Curves
Appendix B Potentiometric Surface Map
Appendix C Statistical Evaluations, Alluvial Zone
Appendix D Statistical Evaluations, St. Louis Formation
Appendix E Statistical Evaluations, Salem Formation
Appendix F Laboratory Analytical Report & Field Information Logs

1.0 INTRODUCTION

On behalf of the Bridgeton Landfill, LLC - Bridgeton Landfill, Jett Environmental Consulting has prepared this Detection Monitoring Program (DMP) Groundwater Statistical Analysis Report for the March 2016 quarterly groundwater monitoring event. Sampling for the March 2016 event was conducted by Feezor Engineering, Inc. Laboratory analytical testing was performed by Pace Analytical Services, Inc. Statistical evaluations were performed using the statistical analysis software package, Sanitas™, which follows a documented decision logic that incorporates the United States Environmental Protection Agency's (USEPA's) March 2009 *Statistical Analysis of Groundwater Monitoring Data at RCRA Facilities, Unified Guidance* (hereafter, *Unified Guidance*).

2.0 SITE BACKGROUND AND MONITORING NETWORK

Jett Environmental Consulting statistically evaluated the detection monitoring results from the March 2016 event using intra-well prediction limits. Prediction limits are considered a powerful tool for groundwater statistical analysis, when feasible, due to their inherent low false negative and false positive rates utilizing confirmatory resampling, if necessary.

The background period utilized for this report includes samples collected from February 1997 through May 2015. The background period will be updated approximately every two years. Statistical outliers are removed as described **Section 4.1**. Monitoring results from three hydrostratigraphic zones are statistically evaluated at the Bridgeton Landfill. These zones are described in **Section 3** below. **Table 1** lists the detection monitoring wells evaluated in this report. The landfill was designed to maintain an inward hydraulic gradient as part of its operation, which would result in each well being located hydraulically upgradient of the landfill.

The facility has prepared statistical power curve graphs to allow Missouri Department of Natural Resources (MDNR) to perform comparisons between the current DMP and USEPA-recommended standards. Under the USEPA's *Unified Guidance*, intra-well prediction limits are constructed to have a site-wide false positive rate (SWFPR) of 10% annually, or 5% per event for a semi-annually sampled facility. The power of the statistical program within each hydrostratigraphic zone is as follows:

Alluvial Zone: Based on the smallest pre-screening background size of n = 37 for a parametric prediction limit in the Alluvial Zone, the annual statistical power of the facility's monitoring program under a "1-of-2" verification resampling scheme is approximately 95% for concentration increases of 3 standard deviations and 99% for increase of 4 standard deviations. Based on the smallest pre-screening background size of n = 40 for a non-parametric prediction limit in the Alluvial Zone, the annual power of the program is approximately 63% for increases of 3 standard deviations and 90% for increases of 4 standard deviations.

St. Louis Formation Zone: Based on the smallest pre-screening background size of n = 36 for a parametric prediction limit in the St. Louis Formation Zone, the annual statistical power of the facility's monitoring program under a "1-of-2" verification resampling scheme is approximately 90% for concentration increases of 3 standard deviations and 99% for increases of 4 standard deviations. Based on the smallest pre-screening background size of n = 38 for a non-parametric prediction limit in the St. Louis Formation Zone, the annual power of the program is approximately 63% for increases of 3 standard deviations and 90% for increases of 4 standard deviations.

Salem Formation Zone: Based on the smallest pre-screening background size of n = 35 for a parametric prediction limit in the Salem Formation Zone, the annual statistical power of the facility's monitoring program under a "1-of-2" verification resampling scheme is approximately 85% for concentration increases of 3 standard deviations and 99% for increases of 4 standard deviations. Based on the smallest pre-screening background size of n = 38 for a non-parametric prediction

limit in the Salem Formation Zone, the annual power of the program is approximately 63% for increases of 3 standard deviations and 90% for increases of 4 standard deviations.

Appendix A presents the power curve graphs for the facility's monitoring program. As the size of the background period increases, the statistical power will likewise continue to increase.

A full suite of sample bottles was collected from each well during the March 2016 event. For groundwater, a field duplicate was collected at well PZ-100-SD and well PZ-106-SD. A field blank was collected at well PZ-103-SS. Four trip blanks were shipped to the laboratory with the samples.

For constituents where both the original and field duplicate results were greater than five times the reporting limit (RL), each result exhibited a relative percent difference (RPD) less than 20%. For all constituents where the original and/or field duplicate results were less than five times the RL, the results exhibited a difference that was less than or equal to the RL.

There were no detections above laboratory RLs in trip blanks or field blank.

3.0 SITE HYDROGEOLOGY

The hydrogeologic setting for the Bridgeton Landfill was described in the 1995 *Hydrogeologic Characterization Report*, 1995 *Groundwater Monitoring Plan*, 1996 *Physical Characterization Technical Memorandum*, and 1997 *Site Characterization Summary Report*, all prepared by Golder Associates Inc. According to these reports, three general hydrostratigraphic zones are identifiable at the site. These zones are described below.

Alluvium: This zone consists of alluvium and loess. The loess was picked up from braided glacial melt-out drainages. The thickness of the loess deposits is greatest in the eastern regions of the drainages and diminishes rapidly to the west. Thus, the bluffs and hills immediately east of the site are composed of loess deposits up to 80 feet thick. Loess was identified in deposits from 13 to 22 feet thick along the eastern edge of the landfill.

Loess is not commonly present along the western portion of the landfill. Where encountered, the loess deposits in the western portion of the site were about 10 to 15 feet thick. The alluvial deposits along the western edge of the site range in thickness up to about 120 feet. Alluvial deposits at the site typically consist of clay and silt materials overlying sands and gravels.

St. Louis Formation: The St. Louis Formation is the uppermost bedrock formation at the site. The St. Louis Formation is a limestone and dolomite. The depth to the top of the St. Louis Formation ranges from about 14 to 52 feet below ground surface along the western edge of the landfill. The top of the St. Louis Formation ranges between 425 and 460 feet MSL elevation in the eastern portion of the site, and between 379 and 422 feet MSL elevation in the western portion of the site. This variation reflects the buried edge of the Missouri River valley and limestone bluffs upon which the quarry was sited. The thickness of the St. Louis Formation ranges from about 65 to 130 feet.

Salem Formation: The Salem Formation is a limestone. Interbedded dolomite layers are common, and chert clasts, nodules, and layers are scattered throughout the formation at varying frequencies. The top of the Salem Formation is present at a depth of about 165 feet along the eastern edge of the landfill, at an elevation of about 320 feet MSL. Depth to the top of the Salem Formation along the western edge of the landfill ranges between 115 and 135 feet, with a corresponding elevation of about 328 to 340 feet MSL. The thickness of the Salem Formation is about 70 to 80 feet. The Salem Formation is adjacent to the lower portion of the landfill.

Appendix B presents a groundwater potentiometric surface map based on depth to water data from the March 2016 event. **Appendix B** also includes tables presenting the March 2016 elevation data for both the groundwater monitoring wells and leachate collection sumps.

4.0 STATISTICAL PROCEDURES

The *Sanitas*™ program was utilized to compile and statistically evaluate the data for the March 2016 monitoring event.

4.1 Outliers

Prior to the determination of intra-well prediction limits, the background data were evaluated for the presence of statistical outliers. Where the background data size was $n < 20$, Dixon's outlier test was utilized with a Type I error rate of $\alpha = 0.05$, and where the background data size was $n \geq 20$, Rosner's outlier test was utilized with a Type I error rate of $\alpha = 0.01$. Dixon's and Rosner's tests are not appropriate for background data that are not normally or log-normally distributed. Accordingly, the data sets were evaluated for normality prior to outlier evaluation. The normality of background data was evaluated using the Shapiro-Wilk test with a Type I error rate of $\alpha = 0.1$ where $n < 10$, $\alpha = 0.05$ where $10 \leq n < 20$, and $\alpha = 0.05$ where $n \geq 20$. In those cases where the background data were determined to not be normally or log-normally distributed, outlier evaluation was not performed.

Statistical outliers identified by the outlier tests were removed from the background data prior to the determination of intra-well prediction limits. Outlier evaluation results are presented on the individual prediction limits graphs presented in **Appendices C**, **D**, and **E**.

4.2 Screening for Statistical Trends

Prior to the determination of intra-well prediction limits, the background data were evaluated for increasing statistical trends. Statistical trends were evaluated using the Mann-Kendall trend test at a 98% confidence (Type I error rate of $\alpha = 0.01$ per tail). In those cases where the background data were determined to exhibit an increasing statistical trend (or either an increasing or decreasing statistical trend for field pH), the most recent background data were excluded until the data no longer exhibited a statistical trend. For each constituent-well pair that exhibited an increasing statistical trend, this modified background data period was utilized in the determination of the intra-well prediction limit. Trend evaluation results, including a summary of the constituent-well pairs that utilized modified background data periods, are presented in **Appendices C**, **D**, and **E**.

4.3 Intra-Well Prediction Limits

The prediction limit is a statistical method used to compare a single observation to a group of observations. The prediction limit is calculated to include observations from the same population with a specified confidence. In groundwater monitoring, a prediction limit approach may be used to make comparisons between background and compliance data. The limit is developed to contain all future observations, within a certain probability. If any future observation exceeds the prediction limit, this is considered statistically significant evidence that the observation is not representative of background.

The background data were first evaluated for normality using the Shapiro-Wilk test with at Type I error rate of $\alpha = 0.1$ where $n < 10$, $\alpha = 0.05$ where $10 \leq n < 20$, and $\alpha = 0.05$ where $n \geq 20$. In those instances where the background data were not normally distributed, the data were transformed using each of the possible transformations in the "ladder of powers": $x^{1/2}$, x^2, $x^{1/3}$, x^3, $ln(x)$, x^4, x^5, x^6. Each transformed data set was then re-evaluated for normality. The first transformation that resulted in a normal distribution was utilized for the determination of the intra-well prediction limit. In those instances where the background data were normal or transformed-normal and also consisted of less than 50% non-detects, a parametric intra-well prediction limit was determined. If 15% or less of the background data consisted of non-detects, the non-detects were replaced with concentrations equal to one-half of the reporting limit prior to the determination of parametric intra-well prediction limits. If greater than 15%, but less than 50% of the background data consisted of

non-detects, then the mean and standard deviation utilized in the determination of the parametric intra-well prediction limit were estimated according to the Kaplan-Meier method.

In those instances where the background data were not normal or transformed-normal, or where the background data consisted of 50% or greater non-detects, a non-parametric intra-well prediction limit was determined.

Table 2 lists the prediction limit exceedances observed for the March 2016 event. Intra-well prediction limit summary tables and graphs are presented in **Appendices C**, **D**, and **E**.

For the March 2016 event, there were no results that exceeded an intra-well prediction limit in the Alluvial Zone.

There were 13 results that exceeded their respective intra-well prediction limits in the St. Louis Formation Zone: total calcium, chloride, total magnesium, total manganese, sulfate, and total dissolved solids (TDS) at PZ-105-SS; chloride, total iron, and total sodium at PZ-106-SS; ammonia and total manganese at PZ-115-SS; and chloride and nitrate/nitrite at PZ-201A-SS.

There were 16 results that exceeded their respective intra-well prediction limits in the Salem Formation Zone: total barium, chloride, total chromium, total hardness, total magnesium, total nickel, total sodium, field specific conductance, TDS, and total organic carbon (TOC) at PZ-104-SD; and ammonia, total barium, total hardness, total magnesium, field specific conductance, and TDS at PZ-106-SD.

Of the 29 prediction limit exceedances observed for the March 2016 event, 24 were also observed for the previous monitoring event in November/December 2015. Five new prediction limit exceedances were observed for the March 2016 event: total manganese at PZ-105-SS; total iron and total sodium at PZ-106-SS; chloride at PZ-201A-SS; and total hardness at PZ-104-SD. In accordance with MDNR correspondence to Bridgeton Landfill, LLC date October 23, 2003, the next sampling event (May 2016) will be used to confirm the new exceedances.

The March 2016 event served as a confirmatory event for the 6 new prediction limit exceedances that were observed for the November/December 2015 event. Four of the new exceedances observed for the November/December 2015 event were confirmed for the March 2016 event: total calcium and total magnesium at PZ-105-SS; nitrate/nitrite at PZ-201A-SS; and total nickel at PZ-104-SD. Two new exceedances that were observed for the November/December 2015 event were not confirmed for the March 2016 event: total boron at PZ-100-SS and nitrate/nitrite at PZ-205-SS.

4.4 Statistical Trends in Exceeding Constituents

Each constituent that exceeded its intra-well prediction limit was evaluated for increasing statistical trends. Statistical trends were evaluated using the Mann-Kendall trend test with a 98% confidence (Type I error rate of $\alpha = 0.01$ per tail).

Trend evaluation indicated that of the 29 constituent-well pairs that exceeded intra-well prediction limits for the March 2016 event, 24 also exhibited statistical trends. The following constituent-well pairs exhibited upward statistical trend: total calcium, chloride, total magnesium, sulfate, and TDS at PZ-105-SS; chloride, total iron, and total sodium at PZ-106-SS; total manganese at PZ-115-SS; chloride and nitrate/nitrite at PZ-201A-SS; total barium, chloride, total hardness, total magnesium, total nickel, total sodium, field specific conductance, TDS, and TOC at PZ-104-SD; and ammonia, total barium, total hardness, and total magnesium at PZ-106-SD.

Trend evaluation results for constituents that exceeded intra-well prediction limits are presented in **Appendices C**, **D**, and **E**. Also presented in **Appendices C**, **D**, and **E** are time series plots for each of the constituents that were statistically evaluated in this report.

4.5 Organic Constituent Results

During the March 2016 monitoring event, organic constituents were detected at three wells: PZ-114-AS, PZ-104-SS, and PZ-104-SD. Wells PZ-114-AS, PZ-104-SS, and PZ-104-SD have previously exhibited organic constituent detections.

Benzene, chlorobenzene and 1,4-dichlorobenzene were detected at upgradient Alluvial Zone well PZ-114-AS at concentrations of 6.2 ug/L, 58.8 ug/L, and 8.5 ug/L, respectively. Benzene has been detected at PZ-114-AS since at least 2003. Chlorobenzene has been detected at PZ-114-AS since at least 1997. 1,4-Dichlorobenzene has been detected at PZ-114-AS since at least 2002. **Table 3** presents the historical results for organic constituents detected at PZ-114-AS. As described in the MDNR's aforementioned October 23, 2003 letter, organic constituent detections at PZ-114-AS appear to be related to impacts from the upgradient PM Resources, Inc. property.

The following organic constituent was detected at well PZ-104-SS: total xylenes (15.4 ug/L). Detections of xylenes were first observed at PZ-104-SS in November 2012. **Table 4** presents the historical results for organic constituents that have been detected at PZ-104-SS from November 2012 onward. The confirmed organic constituent detections at PZ-104-SS are currently being evaluated under the assessment monitoring program, as detailed in the December 17, 2013 *Assessment Monitoring Plan* (AMP).

The following organic constituents were detected at well PZ-104-SD: benzene (426 ug/L), toluene (9.6 ug/L), and total xylenes (19.3 ug/L). Detections of benzene and toluene were first observed at PZ-104-SD in May 2012. Detections of total xylenes were first observed in November 2012. **Table 4** presents this historical results for organic constituents that have been detected at PZ-104-SD from May 2012 onward. The confirmed organic constituent detections at PZ-104-SS are currently being evaluated under the assessment monitoring program, as detailed in the AMP.

5.0 STATISTICAL RESULTS SUMMARY

For the March 2016 monitoring event, there were no results that exceeded an intra-well prediction limit in the Alluvial Zone. There were 13 results that exceeded their respective limits in the St. Louis Formation Zone. There were 16 results that exceeded their respective limits in the Salem Formation Zone.

Five new exceedances were observed for the March 2016 event. The next sampling event (May 2016) will be used to confirm these new exceedances, in accordance with MDNR correspondence to Bridgeton Landfill, LLC dated October 23, 2003.

The March 2016 event serves as a confirmatory event for the new prediction limit exceedances that were observed for the November/December 2015 event. Only four of the 6 new exceedances observed for the November/December 2015 event were confirmed for the March 2016 event.

Pursuant to the MDNR's aforementioned October 23, 2003 letter, a groundwater demonstration report or assessment monitoring plan may not be required for a well that exhibits a confirmed prediction limit exceedance and statistically significant upward trend for an inorganic constituent, unless that well also exhibits a confirmed organic constituent detection above the laboratory RL.

Well PZ-104-SD exhibited confirmed exceedances and upward trends for the following inorganic constituents in March 2016: total barium, chloride, total magnesium, total nickel, total sodium, field specific conductance, TDS, and TOC. PZ-104-SD also exhibited confirmed detections for the following organic constituents: benzene, toluene, and total xylenes.

Pursuant to Title 10 of the Missouri Code of State Regulations (CSR) 80-3.010 (11)(C)6.C, the facility submitted an AMP on December 17, 2013 in response to the confirmed exceedances,

upward trends, and confirmed organic detections that were first observed at well PZ-104-SD in November 2012 and at PZ-104-SS in April 2013. In accordance with the AMP and a July 30, 2014 comment letter from the MDNR, the facility performs assessment monitoring event at PZ-104-SS and PZ-104-SD semi-annually in the second and fourth quarters. The results of assessment monitoring were most recently discussed in the August 28, 2015 Annual Assessment Monitoring Report. Potential remedial alternatives to address the groundwater quality issues at wells PZ-104-SS and PZ-104-SD were discussed and evaluated in a February 19, 2016 Assessment of Corrective Measures Report Addendum by Feezor Engineering, Inc.

Appendix F presents a copy of the laboratory analytical reports for the March 2016 event.

6.0 REVISED STATISTICAL ANALYSIS PLAN

On November 23, 2010, the Bridgeton Landfill submitted a revised *Statistical Analysis Plan* to the MDNR. This Plan was intended to update and supersede the current statistical evaluation procedures at the facility, and was prepared according to the USEPA's *Unified Guidance* and recommendations provided by the MDNR. The Plan is currently under review by the MDNR. The statistical evaluation methods described in the Plan will be implemented following MDNR approval.

TABLES

TABLE 1 Detection Monitoring Wells – March 2016 Bridgeton Landfill, LLC Bridgeton Landfill	
Zone	**Groundwater Detection Monitoring Wells**
Alluvial	PZ-114-AS
St. Louis Formation	PZ-100-SS, PZ-104-SS, PZ-105-SS, PZ-106-SS, PZ-109-SS PZ-110-SS, PZ-115-SS, PZ-201A-SS, PZ-205-SS
Salem Formation	PZ-100-SD, PZ-104-SD, PZ-106-SD, PZ-111-SD

TABLE 2
Prediction Limit Exceedances - March 2016
Bridgeton Landfill, LLC
Bridgeton Landfill

Zone	Well	Constituent	Units	Result	Prediction Limit	Repeat from Nov/Dec 2015?	Trend
Alluvial	None						
St. Louis Formation	PZ-105-SS	Calcium, Total	mg/L	104	87	Yes	Increasing
		Chloride	mg/L	66.4	26	Yes	Increasing
		Magnesium, Total	mg/L	52.5	47	Yes	Increasing
		Manganese, Total	mg/L	0.124	0.068	No	None
		Sulfate as SO_4	mg/L	62.5	47	Yes	Increasing
		Total Dissolved Solids	mg/L	602	540	Yes	Increasing
	PZ-106-SS	Chloride	mg/L	35.7	17	Yes	Increasing
		Iron, Total	mg/L	2.6	1.4	No	Increasing
		Sodium, Total	mg/L	17.9	17.0	No	Increasing
	PZ-115-SS	Ammonia	mg/L	0.93	0.34	Yes	None
		Manganese, Total	mg/L	0.0747	0.0190	Yes	Increasing
	PZ-201A-SS	Chloride	mg/L	4.6	4.0	No	Increasing
		Nitrate/Nitrite	mg/L	0.39	0.33	Yes	Increasing
Salem Formation	PZ-104-SD	Barium, Total	mg/L	0.609	0.230	Yes	Increasing
		Chloride	mg/L	391	110	Yes	Increasing
		Chromium, Total	mg/L	0.0178	0.0130	Yes	None
		Hardness, Total	mg/L	575	570	No	Increasing
		Magnesium, Total	mg/L	69	58	Yes	Increasing
		Nickel, Total	mg/L	0.0644	0.0600	Yes	Increasing
		Sodium, Total	mg/L	182	34	Yes	Increasing
		Specific Condutance, Field	umhos/cm	1,864	1,500	Yes	Increasing
		Total Dissolved Solids	mg/L	1,340	780	Yes	Increasing
		Total Organic Carbon	mg/L	111	32	Yes	Increasing
	PZ-106-SD	Ammonia	mg/L	79.3	1.4	Yes	Increasing
		Barium, Total	mg/L	1.05	0.10	Yes	Increasing
		Hardness, Total	mg/L	765	590	Yes	Increasing
		Magnesium, Total	mg/L	104	63	Yes	Increasing
		Specific Condutance, Field	mg/L	3,630	1,200	Yes	None
		Total Dissolved Solids	mg/L	2,010	700	Yes	None

Table 3 Organic Constituent Detections at PZ-114-AS Bridgeton Landfill, LLC Bridgeton Landfill			
Sampling Date	Constituent		
	Benzene	Chlorobenzene	p-Dichlorobenzene (1,4 Dichlorobenzene)
8/25/1997	<5.0	7	<5.0
11/10/1997	<5.0	5.1	<5.0
2/16/1998	<5.0	<5.0	<5.0
5/27/1998	<5.0	<5.0	<5.0
11/12/1998	<5.0	7.2	<5.0
5/19/1999	<5.0	<5.0	<5.0
11/19/1999	<5.0	<5.0	<5.0
5/23/2000	<5.0	<5.0	<5.0
11/13/2000	<5.0	<5.0	<5.0
5/15/2001	<5.0	7.70	<5.0
11/7/2001	<5.0	5.0	<5.0
5/21/2002	<5.0	130	<5.0
7/24/2002*	NA	150	NA
11/19/2002	<5.0	120	5.5
5/28/2003	<5.0	110	6.2
11/20/2003	6.1	120	14
5/11/2004	5.4	130	18
11/17/2004	<5.0	96	11
5/25/2005	<5.0	102	12.2
11/30/2005	<5.0	120	16
5/23/2006	<5.0	95	17
11/8/2006	<5.0	87	12
5/17/2007	<5.0	76	8.7
11/7/2007	<5.0	95	11
5/7/2008	<5.0	64	9.0
11/5/2008	<5.0	72	9.4
5/8/2009	<5.0	43	<5.0
11/4/2009	<5.0	19	<5.0
5/20/2010	<5.0	24	<5.0
11/11/2010	<5.0	64	7.0
5/11/2011	<5.0	17	<5.0
11/18/2011	<5.0	14	<5.0
5/10/2012	<5.0	9.6	<5.0
11/27/2012	<5.0	42	<5.0
4/8/2013	8.9	86	5.4
10/8/2013	<5.0	69	6.3
5/28/2014	6.7	68	6.5
9/23/2014	5.0	58	5.9
11/20/2014	<5.0	46.0	5.5
2/4/2015	<5.0	41.1	<5.0
5/13/2015	<5.0	34.0	<5.0
8/24/2015	<5.0	49.6	5.6
11/20/2015	9.1	67.9	7.1
3/9/2016	6.2	58.8	8.5

Notes

All results are presented in units of ug/L.

Result exceeds laboratory Reporting Limit (RL).

** Confirmation sampling event.*

NA: Not analyzed. Benzene and p-dichlorobenzene not detected during the previous event, and confirmation not required.

As described in an October 23, 2003 letter from the MDNR, organic constituent detections at well PZ-114-AS appear to be related to impacts from the upgradient PM Resources, Inc. property.

Table 4
Organic Constituent Detections at PZ-104-SS & PZ-104-SD
Bridgeton Landfill, LLC
Bridgeton Landfill

Well	Date	124-Trimethylbenzene	12-Dichloroethane	14-Dichlorobenzene	1-Chlorobutane	2-Hexanone	Acetone	Aroclor 1221 (PCB-1221)	Benzene	Chloroethane	Ethylbenzene	Isopropylbenzene	m+p-Cresols	Methyl ethyl ketone (2-Butanone)	Methyl-iso-butyl ketone	Methyl-tert-butyl ether	p-Isopropyltoluene	Tetrahydrofuran	Toluene	Xylenes [Total]
104-SD	5/11/2012	n/a	<5	<5	n/a	<10	<10	n/a	57	<10	<5	n/a	n/a	<10	<10	n/a	n/a	n/a	5.5	<5
	11/27/2012	6.56	6.7	6	3.44	<10	<10	n/a	350	<10	11	1.36	n/a	<10	<10	4.4	12.2	617	140	31
	4/11/2013	n/a	24	<0.66	n/a	<3.1	59	n/a	1000	<0.8	24	n/a	n/a	37	<2.7	n/a	n/a	n/a	1800	58
	10/7/2013	n/a	<5	5.4	n/a	19	3000	n/a	920	<10	18	n/a	n/a	1900	47	n/a	n/a	n/a	250	42
	5/28/2014	n/a	<5	<5	n/a	<10	<10	n/a	1300	<10	20	n/a	n/a	<10	<10	n/a	n/a	n/a	73	46
	9/24/2014	<5	<5	<5	n/a	<10	11	<0.1	1200	<10	13	<10	21	<10	<10	<10	<10	63	34	25
	11/20/2014	<5	<5	<5	n/a	<10	<10	<0.1	820	<10	11	<5	<10	<10	<10	<5	<5	231	36.5	21
	2/3/2015	<5	<5	<5	n/a	<10	<10	<0.099	542	<10	10	<5	34	<10	<10	<5	<5	420	26.1	20.4
	5/13/2015	<5	<5	<5	<5	<10	<10	<0.2	672	<10	9.4	<5	20.4	<10	<10	<5	<5	301	25.1	22.7
	8/25/2015	n/a	<5	<5	<5	<10	109	n/a	564	<10	7.3	n/a	n/a	70.9	<10	n/a	n/a	n/a	84.3	22
	11/18/2015	<5	<5	<5	<5	<10	<10	<0.2	640	<10	5.4	<5	67.6	<10	<10	5.4	<5	1560	10.5	19.1
	3/1/2016	n/a	<5	<5	<50	<10	<10	n/a	426	<10	<5	n/a	<10	<10	<10	n/a	n/a	n/a	9.6	19.3
104-SS	5/11/2012	n/a	<5	<5	n/a	<10	<10	n/a	<5	<10	<5	n/a	n/a	<10	<10	n/a	n/a	n/a	<5	<5
	11/27/2012	n/a	20	8.2	n/a	<10	<10	n/a	1100	<10	18	n/a	n/a	<10	63	n/a	n/a	n/a	78	48
	4/11/2013	n/a	43	6.3	n/a	72	<4	n/a	2400	11	26	n/a	n/a	110	220	n/a	n/a	n/a	140	66
	10/9/2013	n/a	43	7.5	n/a	52	<10	n/a	2200	<10	35	n/a	n/a	<10	210	n/a	n/a	n/a	150	78
	5/28/2014	n/a	<5	6.8	n/a	<10	<10	n/a	1200	<10	24	n/a	n/a	<10	<10	n/a	n/a	n/a	87	59
	9/24/2014	6.3	<5	5.5	n/a	<10	<10	0.18	1500	<10	29	<10	<10	<10	<10	<10	10	2000	130	65
	11/20/2014	<5	<5	<5	n/a	<10	<10	<0.099	1280	<10	20.2	<5	<10	<10	<10	<5	<5	<100	106	47.7
	2/3/2015	5.5	<5	<5	n/a	<10	<10	<0.1	1020	<10	22.6	<5	<10	<10	<10	<5	5.5	<100	91.9	49.9
	5/14/2015	<5	<5	<5	<5	<10	<10	<0.2	935	<10	20.3	<5	<10.1	<10	<10	<5	<5	<100	71.3	32.8
	8/25/2015	n/a	<5	<5	<5	<10	<10	n/a	357	<10	13.2	n/a	n/a	<10	<10	n/a	n/a	n/a	14.7	21.2
	11/18/2015	<5	<5	<5	<5	<10	<10	<0.2	469	<10	8.7	<5	<10	<10	<10	<5	<5	<100	5.2	23.1
	3/1/2016	n/a	<5	<5	<5	<10	<10	n/a	8.3	<10	<5	n/a	<10	<10	<10	n/a	n/a	n/a	<5	15.4

Notes:
All results are presented in units of ug/L.
Constituent detected above laboratory reporting limit.
n/a: Detection monitoring wells not analyzed for this constituent during routine detection monitoring events.
p-Cresol reported by laboratory as m+p-Cresols.

APPENDIX A
STATISTICAL POWER CURVES

Sanitas™ v.9.5.20 Software licensed to Jett Environmental Consulting, UG

Power Curve

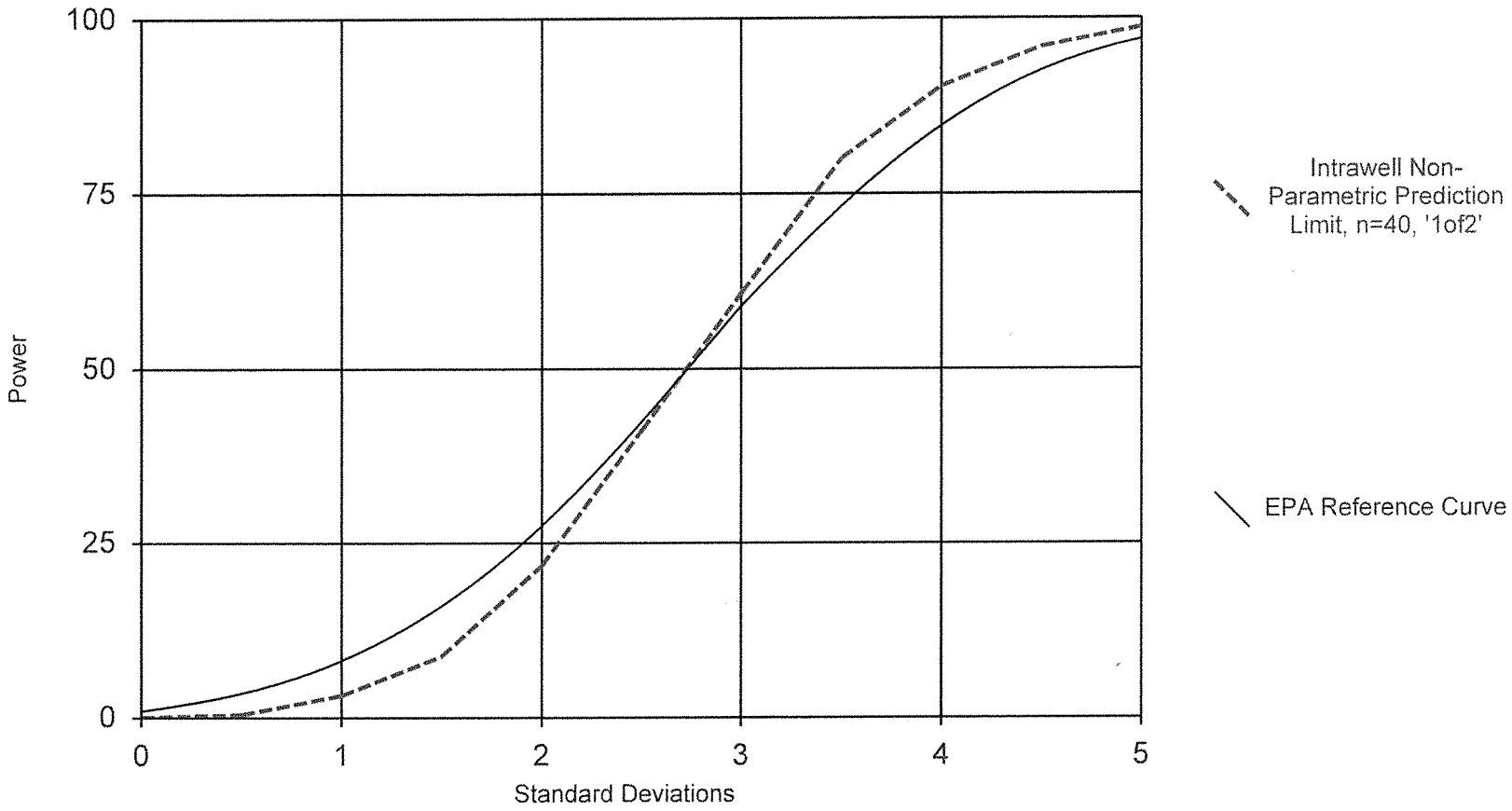

Analysis Run 1/7/2016 4:15 PM

Bridgeton LF Client: RSI Data: BRIDGETON

Power Curve

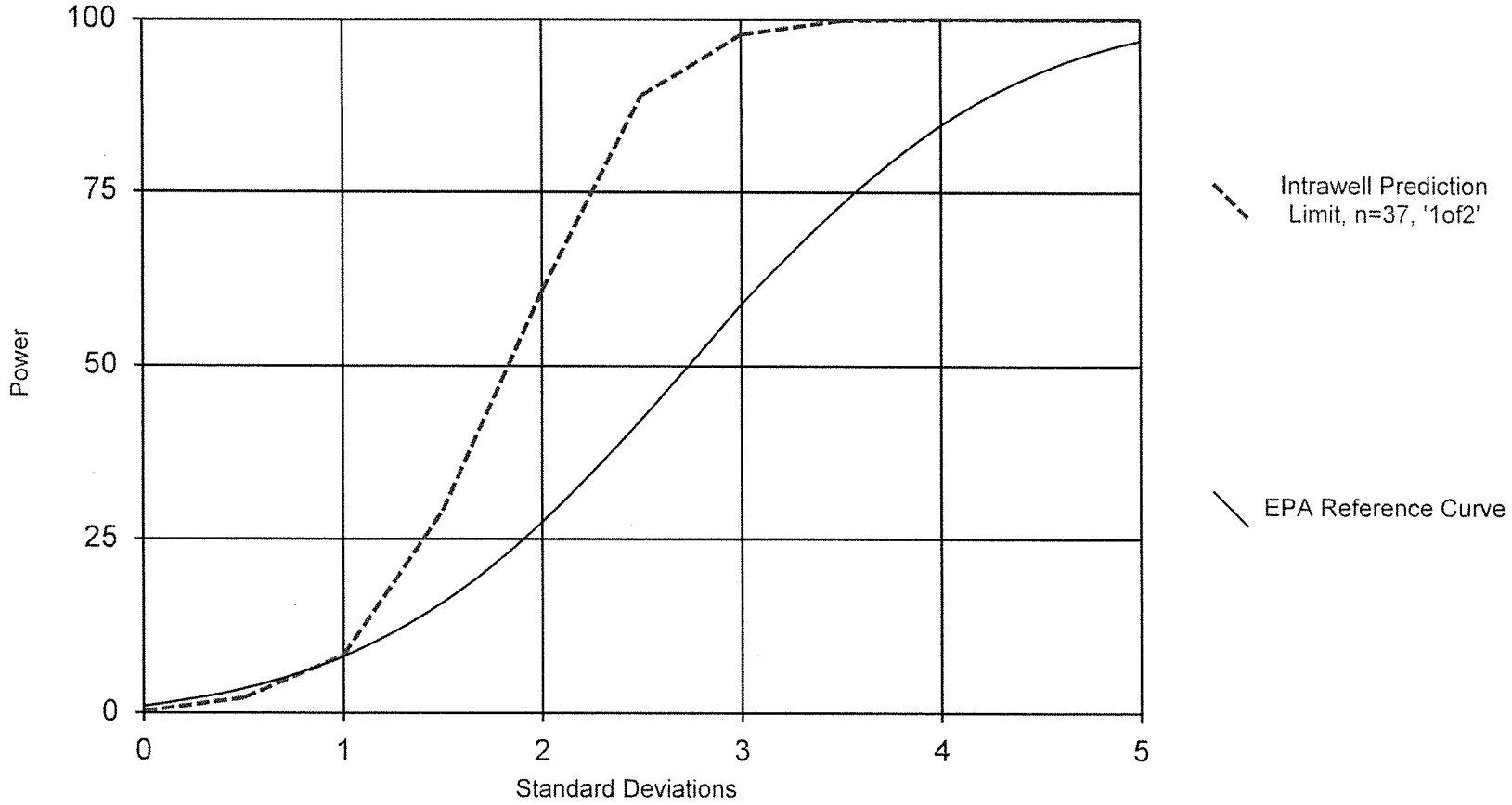

Kappa = 2.092, based on 1 compliance well and 34 constituents, evaluated quarterly (this report reflects annual total).

Analysis Run 1/7/2016 4:15 PM

Bridgeton LF Client: RSI Data: BRIDGETON

Power Curve

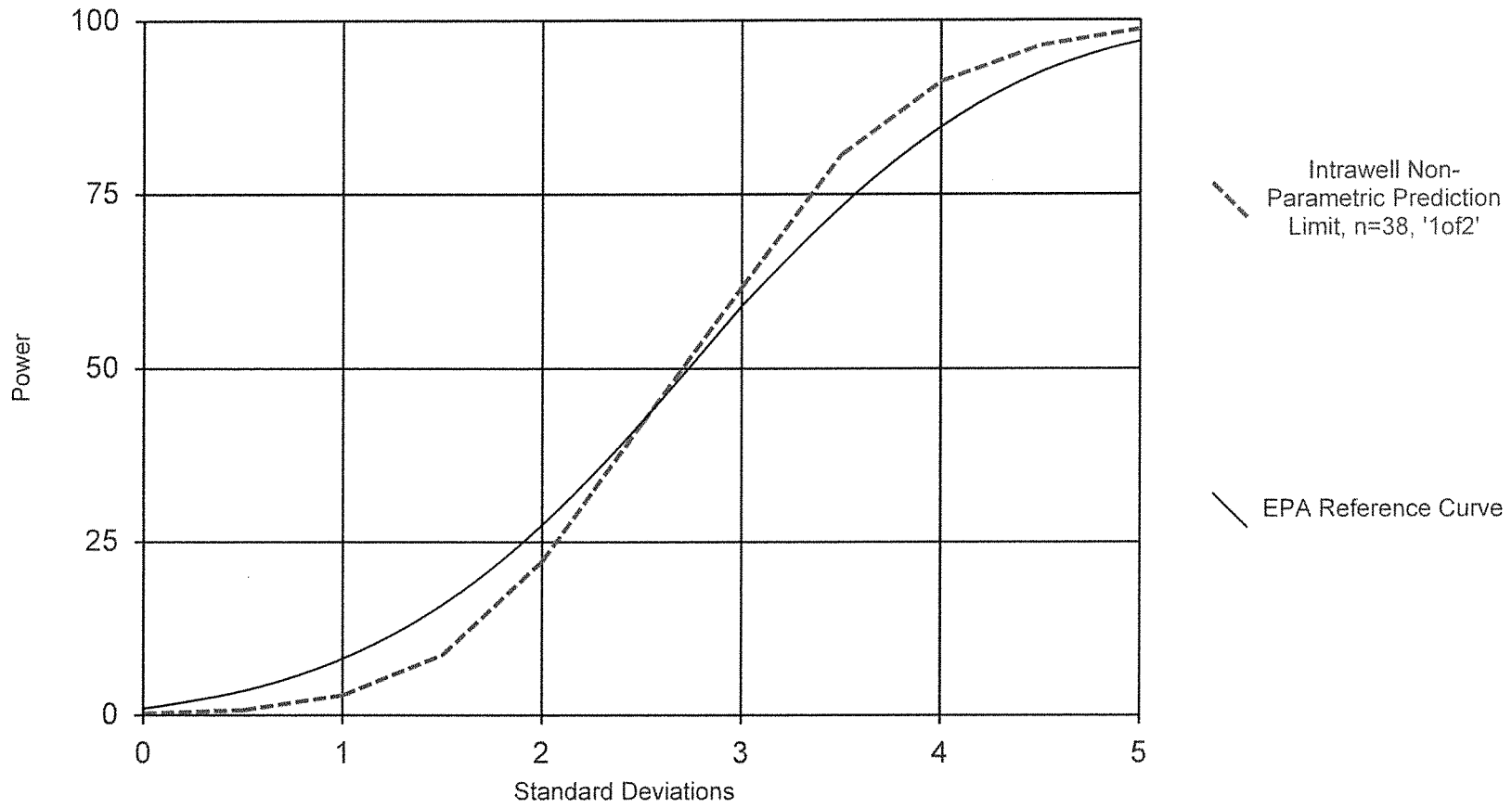

Analysis Run 1/7/2016 4:16 PM

Bridgeton LF Client: RSI Data: BRIDGETON

Power Curve

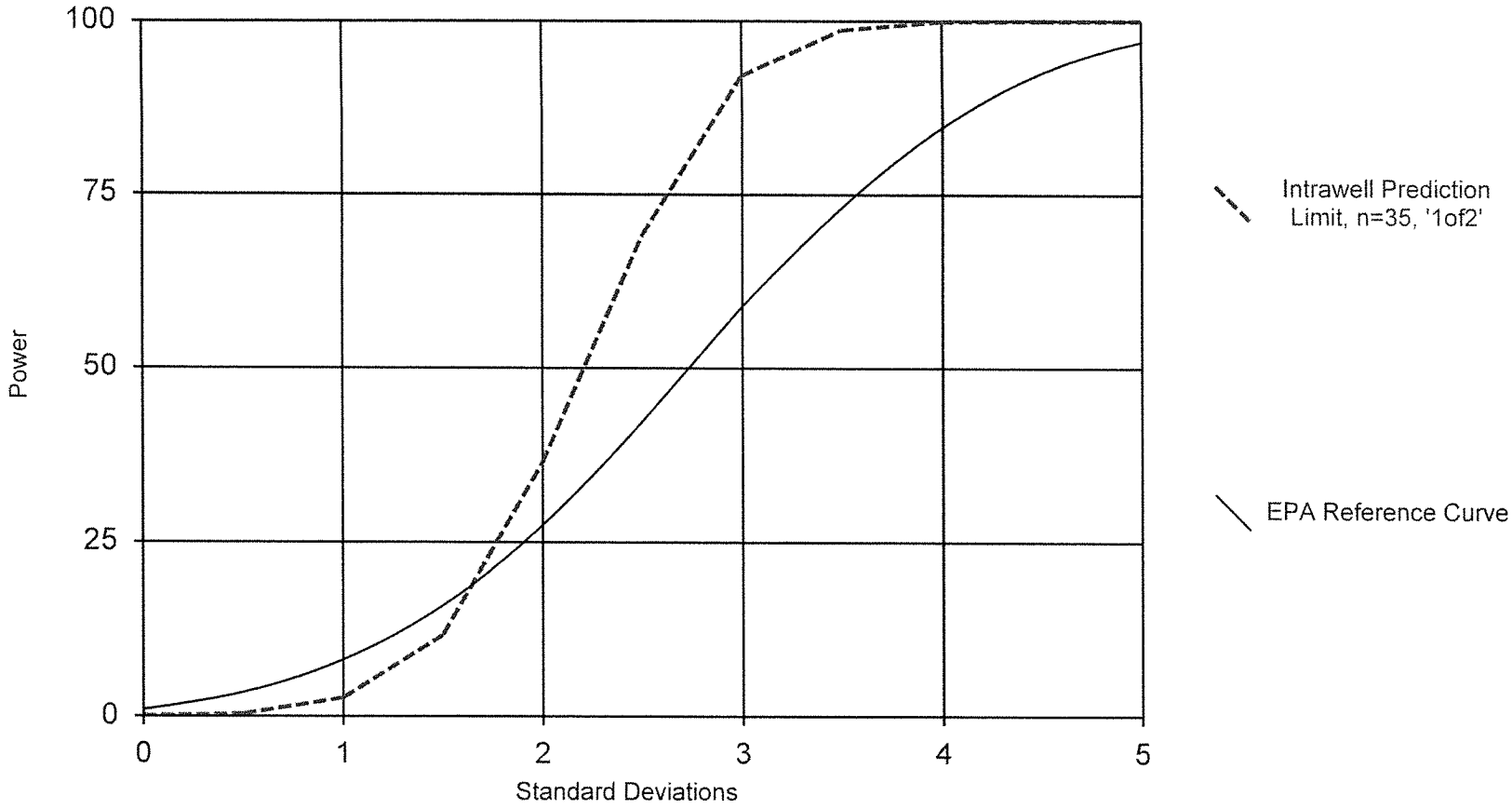

Kappa = 2.466, based on 4 compliance wells and 34 constituents, evaluated quarterly (this report reflects annual total).

Analysis Run 1/7/2016 4:17 PM

Bridgeton LF Client: RSI Data: BRIDGETON

Sanitas™ v.9.5.20 Software licensed to Jett Environmental Consulting, UG

Power Curve

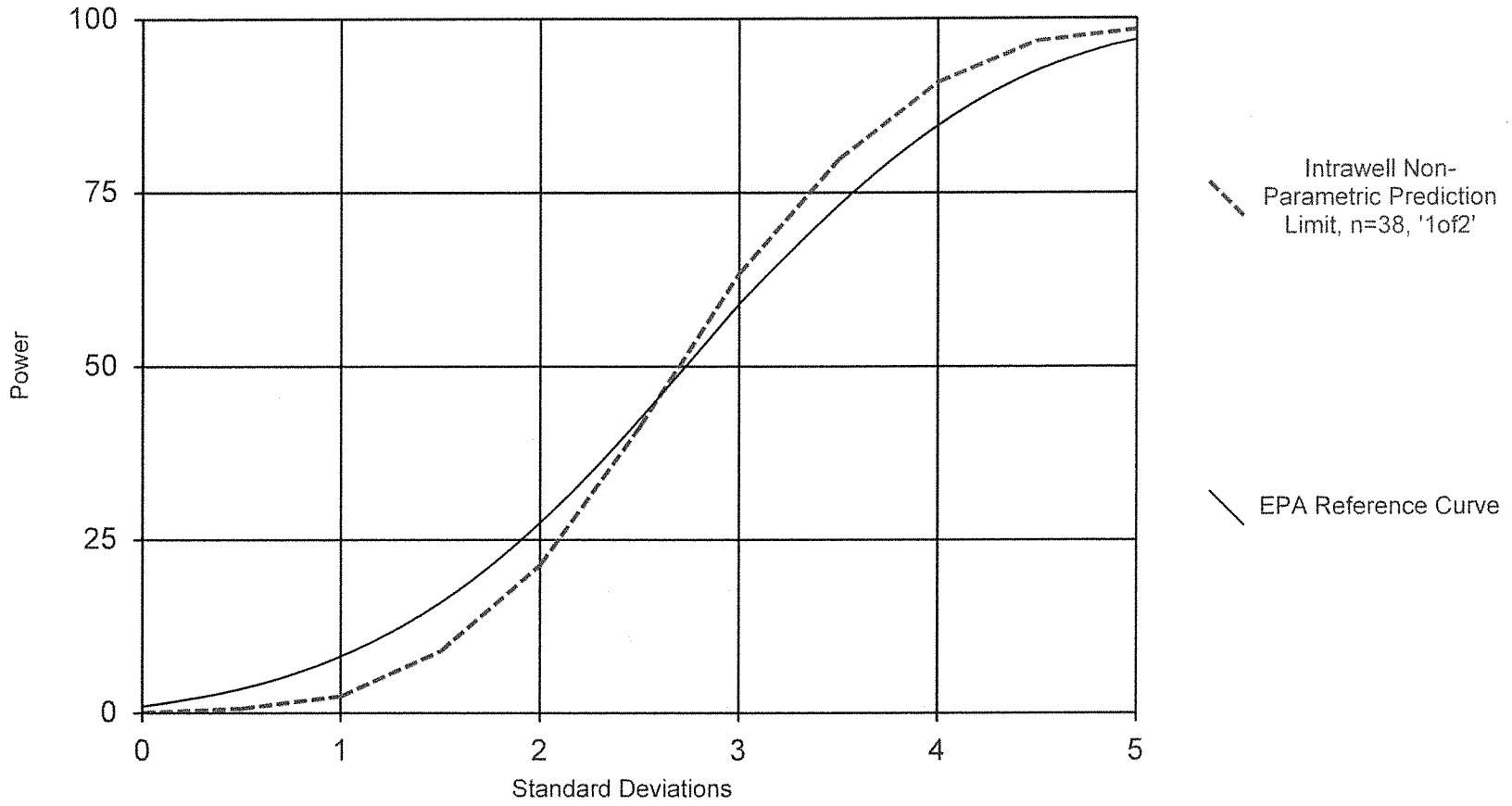

Analysis Run 1/7/2016 4:16 PM

Bridgeton LF Client: RSI Data: BRIDGETON

Power Curve

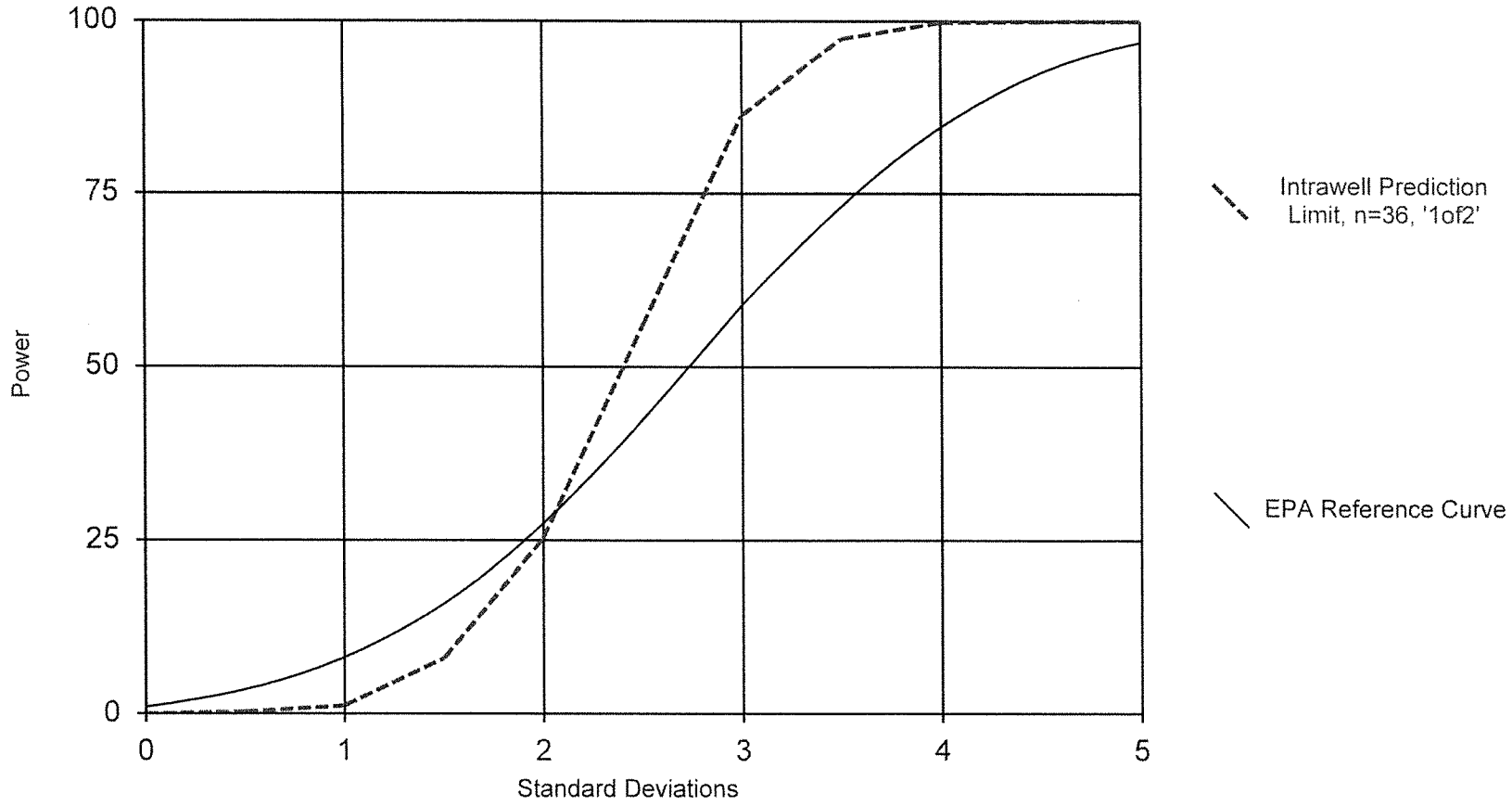

Kappa = 2.654, based on 9 compliance wells and 34 constituents, evaluated quarterly (this report reflects annual total).

Analysis Run 1/7/2016 4:17 PM

Bridgeton LF Client: RSI Data: BRIDGETON

APPENDIX B
POTENTIOMETRIC SURFACE MAP

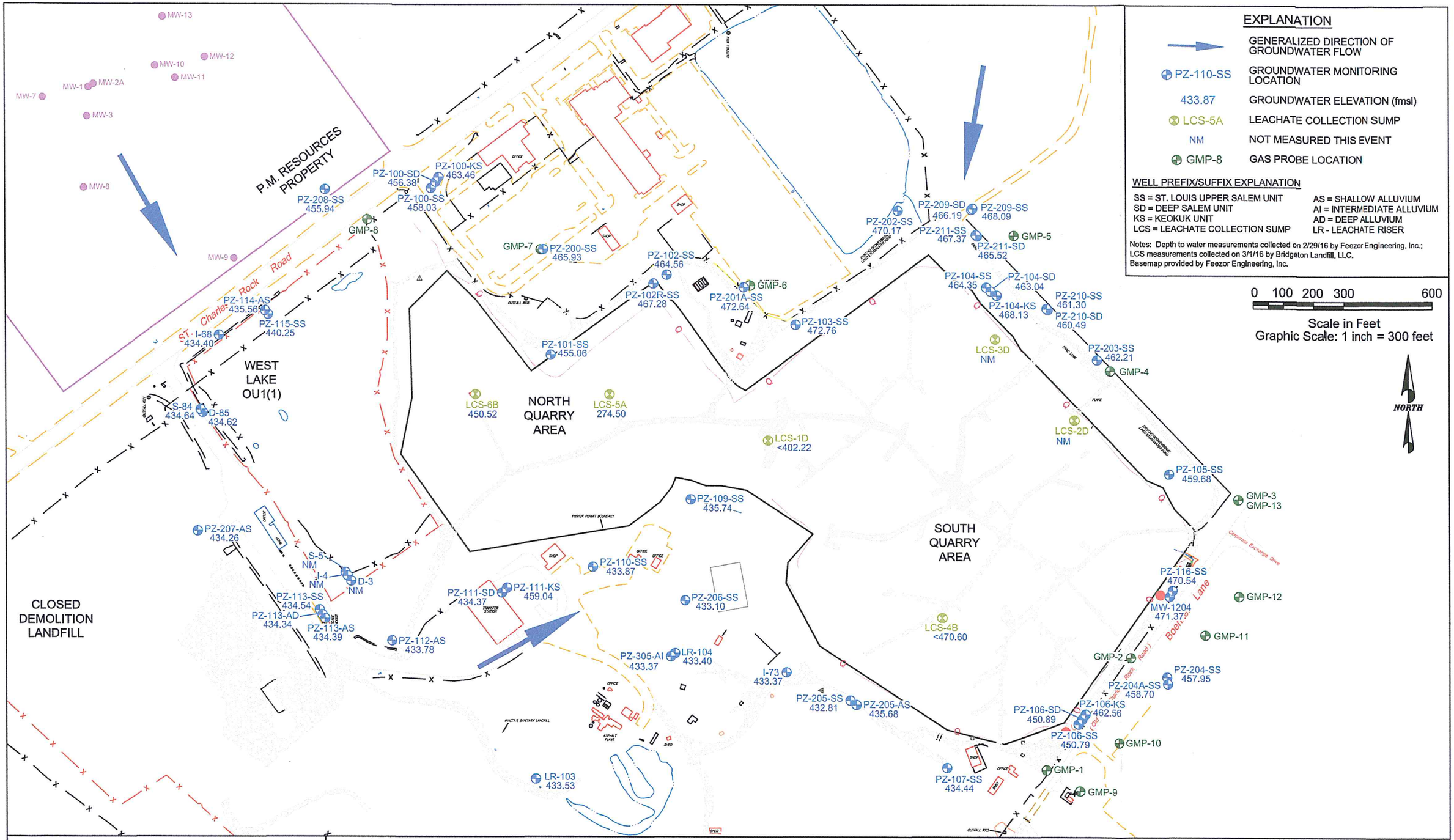

JETT ENVIRONMENTAL CONSULTING

10 Quiet Brook Court
St. Charles, MO 63303
314-496-4654
www.jettenviro.com

February 2016
Potentiometric Surface Map
Bridgeton Landfill, LLC - Bridgeton, Missouri

Groundwater Elevation Summary Table
Bridgeton Landfill, LLC

Well	Top of PVC Casing Elevation[1] (fmsl)	Depth to Water[2] (ft)	Groundwater Elevation (fmsl)
D-3	468.74	Not Measured	Not Measured
D-85	457.67	23.05	434.62
I-4	466.14	Not Measured	Not Measured
I-68	450.60	16.20	434.40
I-73	461.96	28.59	433.37
LR-103	470.64	37.11	433.53
LR-104	463.60	30.20	433.40
MW-1204	485.77	14.40	471.37
PZ-100-KS	486.36	22.90	463.46
PZ-100-SD	486.49	30.11	456.38
PZ-100-SS	486.55	28.52	458.03
PZ-101-SS	491.56	36.50	455.06
PZ-102R-SS	486.45	19.17	467.28
PZ-102-SS	484.65	20.09	464.56
PZ-103-SS	484.21	11.45	472.76
PZ-104-KS	484.60	16.47	468.13
PZ-104-SD	484.15	21.11	463.04
PZ-104-SS	484.00	19.65	464.35
PZ-105-SS	484.04	24.36	459.68
PZ-106-KS	464.73	2.20	462.53
PZ-106-SD	463.84	12.95	450.89
PZ-106-SS	463.11	12.32	450.79
PZ-107-SS	465.41	30.97	434.44
PZ-109-SS	457.65	21.91	435.74
PZ-110-SS	461.46	27.59	433.87
PZ-111-KS	465.80	6.76	459.04
PZ-111-SD	466.57	32.20	434.37
PZ-112-AS	462.53	28.75	433.78
PZ-113-AD	462.24	27.90	434.34
PZ-113-AS	462.19	27.80	434.39
PZ-113-SS	462.66	28.12	434.54
PZ-114-AS	452.14	16.58	435.56
PZ-115-SS	452.90	12.65	440.25
PZ-116-SS	486.44	15.90	470.54
PZ-200-SS	486.23	20.30	465.93
PZ-201A-SS	482.33	9.69	472.64
PZ-202-SS	481.82	11.65	470.17
PZ-203-SS	487.19	24.98	462.21
PZ-204A-SS	463.09	4.39	458.70
PZ-204-SS	465.28	7.33	457.95
PZ-205-AS	464.77	29.09	435.68
PZ-205-SS	461.80	28.99	432.81
PZ-206-SS	460.20	27.10	433.10
PZ-207-AS	462.65	28.39	434.26
PZ-208-SS	475.19	19.25	455.94
PZ-209-SS	489.68	21.59	468.09
PZ-209-SD	489.58	23.39	466.19
PZ-210-SS	486.90	25.60	461.30
PZ-210-SD	487.00	26.51	460.49
PZ-211-SS	487.41	20.04	467.37
PZ-211-SD	487.46	21.94	465.52
PZ-212-SD	482.72	14.22	468.50
PZ-212-SS	482.79	9.21	473.58
PZ-305-AI	463.26	29.89	433.37
S-5	466.63	Not Measured	Not Measured
S-84	457.45	22.81	434.64

Notes:
1 - Top of PVC casing elevations are from surveys performed on 8/13, 8/21-22, 8/29, and 8/31/2012; 10/21 - 10/22/2013; 9/15/2014; and 11/12/2014.
2 - Depth to water measurements recorded by Feezor Engineering, Inc. on 2/29/2016.

Leachate Elevation Summary Table
Bridgeton Landfill, LLC

Sumps Where Depth to Leachate from Surface is Measured					
Leachate Collection Sump	**Ground Surface Elevation[1] (fmsl)**	**Total Depth of Sump[1] (ft)**	**Depth to Leachate (ft)**	**Height of Leachate Above Base of Sump (ft)**	**Elevation of Leachate (fmsl)**
LCS-1D	499.22	247.00	> 97.00[2]	< 154.60[2]	< 402.22[2]
LCS-3D	---[3]	140.00[3]	> 63.00[2]	NM[4]	NM[4]
LCS-4B	551.60	256.60	>81.00[2]	< 175.60[2]	< 470.60[2]

Sumps Where Height of Leachate Above Transducer is Measured					
Leachate Collection Sump	**Elevation of Base of Sump[1] (fmsl)**	**Height of Transducer Above Base of Sump (ft)**	**Height of Leachate Above Transducer (ft)**	**Height of Leachate Above Base of Sump (ft)**	**Elevation of Leachate (fmsl)**
LCS-2D	235.92	14.40	NM[4]	NM[4]	NM[4]
LCS-5A	235.40	15.00	24.10	39.10	274.50
LCS-6B	430.02	9.40	11.10	20.50	450.52

Notes:
Depths and heights of leachate recorded by Bridgeton Landfill personnel on 3/1/2016.
1 - Ground surface elevations, sump total depths, and base of sump elevations are from as-built diagrams unless otherwise noted: LCS-1D - Aquaterra, 10/7/2009; LCS-2D - Aquaterra, 12/19/2008; LCS-4B - Aquaterra, 1/22/2010; LCS-5A - Aquaterra, 11/21/2005; LCS-6B - Aquaterra, 1/4/2010.
2 - Depth to leachate at LCS-1D and LCS-4B was greater than the transducer during March 1, 2016 event. Exact depths and elevations not available.
3 - LCS-3D not surveyed. As-built not available. Total depth provided by Bridgeton landfill, LLC.
4 - The transducer at LCS-2D was not operational during the March 1, 2016 event. Scheduled for maintenance.

FEEZOR ENGINEERING, INC.

GROUNDWATER ELEVATION MEASUREMENTS

Site: Bridgeton Landfill, Bridgeton, Missouri

Personnel: Michael Spurgeon & Jonathan Wilkinson

Well ID	Date	Time	Depth to Water (ft)	Depth to Water Previous Event (ft)	Total Depth (ft)	Total Depth Previous Event (ft)	Notes
D-85	2/29/2016	0816	23.05	25.83	77.08	77.17	
I-68		0825	16.20	19.03	40.45	40.47	
I-73		1059	28.59	30.76	50.79	50.54	
LR-103		1053	37.11	39.29	49.79	49.80	
LR-104		1045	30.20	32.35	69.32	69.33	
MW-1204		1433	14.40	16.39	222.60	222.52	
PZ-100-KS		0841	22.90	23.77	381.95	381.32	
PZ-100-SD		0850	30.11	30.59	96.20 (Top of Pump)	96.21 (Top of Pump)	
PZ-100-SS		0852	28.52	28.56	89.08 (Top of Pump)	89.37 (Top of Pump)	
PZ-101-SS		1307	36.50	37.88	155.11	155.63	
PZ-102-SS		1317	20.09	19.88	91.25	91.25	
PZ-102R-SS		1314	19.17	19.80	91.14	91.15	
PZ-103-SS		1323	11.45	11.57	149.63	149.62	
PZ-104-KS		1355	16.47	17.24	93.25 (Top of Pump)	93.30 (Top of Pump)	
PZ-104-SD		1358	21.11	21.62	120.60 (Top of Pump)	120.63 (Top of Pump)	
PZ-104-SS		1402	19.65	20.33	140.27 (Top of Pump)	140.25 (Top of Pump)	
PZ-105-SS		1422	24.36	25.15	144.79 (Top of Pump)	144.85 (Top of Pump)	
PZ-106-KS		1121	2.20	3.02	375.01	375.00	
PZ-106-SD		1129	12.95	13.21	196.25 (Top of Pump)	196.23 (Top of Pump)	
PZ-106-SS		1135	12.82	12.49	161.57 (Top of Pump)	161.39 (Top of Pump)	
PZ-107-SS		1114	30.97	32.98	103.78	103.78	
PZ-109-SS		1032	21.91	25.43	130.94 (Top of Pump)	131.00 (Top of Pump)	
PZ-110-SS		1027	27.59	29.93	107.23 (Top of Pump)	107.21 (Top of Pump)	
PZ-111-KS		1013	6.76	7.45	374.51	374.60	
PZ-111-SD		1019	32.20	34.51	197.08 (Top of Pump)	197.08 (Top of Pump)	
PZ-112-AS		1006	28.75	31.22	38.33	38.37	
PZ-113-AD		0959	27.90	30.33	110.08	110.11	
PZ-113-AS		1001	27.80	30.25	39.15	39.01	
PZ-113-SS	2/29/16	0955	28.12	30.56	160.75	160.21	

Feezor Engineering, Inc. • 3405 Hollenberg Drive • Bridgeton, Missouri 63044

FEEZOR ENGINEERING, INC.

GROUNDWATER ELEVATION MEASUREMENTS

Site: Bridgeton Landfill, Bridgeton, Missouri

Personnel: Michael Spurgeon & Jonathan Wilkinson

Well ID	Date	Time	Depth to Water (ft)	Depth to Water Previous Event (ft)	Total Depth (ft)	Total Depth Previous Event (ft)	Notes
PZ-114-AS	2/29/2016	0831	16.58	19.52	26.10 (Top of Pump)	26.11 (Top of Pump)	
PZ-115-SS		0833	12.65	15.28	81.02 (Top of Pump)	81.03 (Top of Pump)	
PZ-116-SS		1430	15.90	17.69	149.85 (Top of Pump)	149.65 (Top of Pump)	
PZ-200-SS		0906	20.30	20.41	99.50	99.49	Labeled as GMP-7.
PZ-201A-SS		0900	9.69	10.14	86.21 (Top of Pump)	86.20 (Top of Pump)	
PZ-202-SS		1339	11.65	12.55	85.20 (Top of Pump)	85.24 (Top of Pump)	
PZ-203-SS		1416	24.98	25.61	111.11	111.37	
PZ-204-SS		1147	7.33	10.31	87.98	88.00	
PZ-204A-SS		1144	4.39	5.12	84.31	84.38	
PZ-205-AS		1108	29.09	29.22	54.10	54.07	
PZ-205-SS		1104	28.99	30.90	92.91 (Top of Pump)	92.94 (Top of Pump)	
PZ-206-SS		1038	27.10	29.18	129.79	129.80	
PZ-207-AS		1200	28.39	31.05	39.00	38.95	
PZ-208-SS		0913	19.25	19.72	100.34	100.36	
PZ-209-SD		1330	23.39	24.35	101.44 (Top of Pump)	101.40 (Top of Pump)	
PZ-209-SS		1333	21.59	22.56	99.89 (Top of Pump)	99.90 (Top of Pump)	
PZ-210-SD		1411	26.51	27.16	101.51 (Top of Pump)	101.79 (Top of Pump)	
PZ-210-SS		1408	25.60	26.45	102.45 (Top of Pump)	101.44 (Top of Pump)	
PZ-211-SD		1348	21.94	22.97	99.30 (Top of Pump)	99.35 (Top of Pump)	
PZ-211-SS		1346	20.04	21.13	98.09 (Top of Pump)	98.14 (Top of Pump)	
PZ-212-SD		1449	14.22	15.43	92.85 (Top of Pump)	92.62 (Top of Pump)	
PZ-212-SS		1452	9.21	12.94	93.89 (Top of Pump)	93.88 (Top of Pump)	
PZ-305-AI		1047	29.89	31.84	43.65	43.70	
S-84	2/29/2016	0813	22.81	25.57	32.89	32.89	

APPENDIX C
STATISTICAL EVALUATIONS
ALLUVIAL ZONE

TREND EVALUATION OF BACKGROUND DATA

Trend Test

Bridgeton LF Client: RSI Data: BRIDGETON Printed 1/7/2016, 1:02 PM

Constituent	Well	Slope	Calc.	Critical	Sig.	N	%NDs	Normality	Xform	Alpha	Method
Ammonia as N (mg/L)	**114-AS (bg)**	**0.1801**	**228**	**201**	**Yes**	**40**	**2.5**	**n/a**	**n/a**	**0.02**	**NP**
Antimony Total (ug/L)	114-AS (bg)	0	-28	-201	No	40	100	n/a	n/a	0.02	NP
Arsenic Total (ug/L)	**114-AS (bg)**	**8.736**	**461**	**201**	**Yes**	**40**	**2.5**	**n/a**	**n/a**	**0.02**	**NP**
Barium Total (ug/L)	114-AS (bg)	-5.956	-105	-201	No	40	0	n/a	n/a	0.02	NP
Beryllium Total (ug/L)	114-AS (bg)	0	48	201	No	40	100	n/a	n/a	0.02	NP
Boron Total (ug/L)	114-AS (bg)	1.752	97	201	No	40	0	n/a	n/a	0.02	NP
Cadmium Total (ug/L)	114-AS (bg)	0	-23	-201	No	40	92.5	n/a	n/a	0.02	NP
Calcium Total (ug/L)	**114-AS (bg)**	**-5729**	**-357**	**-201**	**Yes**	**40**	**0**	**n/a**	**n/a**	**0.02**	**NP**
Chemical Oxygen Demand [COD] (m...	114-AS (bg)	1.213	105	201	No	40	7.5	n/a	n/a	0.02	NP
Chloride (mg/L)	114-AS (bg)	0.3415	24	201	No	40	0	n/a	n/a	0.02	NP
Chromium Total (ug/L)	114-AS (bg)	0	-26	-201	No	40	97.5	n/a	n/a	0.02	NP
Cobalt Total (ug/L)	**114-AS (bg)**	**-0.5659**	**-257**	**-201**	**Yes**	**40**	**37.5**	**n/a**	**n/a**	**0.02**	**NP**
Copper Total (ug/L)	114-AS (bg)	0	-63	-201	No	40	87.5	n/a	n/a	0.02	NP
Fluoride (mg/L)	114-AS (bg)	-0.00...	-78	-186	No	38	18.42	n/a	n/a	0.02	NP
Hardness Total (mg/L)	**114-AS (bg)**	**-21.28**	**-349**	**-201**	**Yes**	**40**	**0**	**n/a**	**n/a**	**0.02**	**NP**
Iron Total (ug/L)	**114-AS (bg)**	**4003**	**315**	**201**	**Yes**	**40**	**0**	**n/a**	**n/a**	**0.02**	**NP**
Lead Total (ug/L)	114-AS (bg)	0	-28	-201	No	40	97.5	n/a	n/a	0.02	NP
Magnesium Total (ug/L)	**114-AS (bg)**	**-1865**	**-374**	**-201**	**Yes**	**40**	**0**	**n/a**	**n/a**	**0.02**	**NP**
Manganese Total (ug/L)	**114-AS (bg)**	**-200.1**	**-316**	**-201**	**Yes**	**40**	**0**	**n/a**	**n/a**	**0.02**	**NP**
Mercury Total (ug/L)	114-AS (bg)	0	-27	-201	No	40	100	n/a	n/a	0.02	NP
Nickel Total (ug/L)	114-AS (bg)	0	-18	-201	No	40	62.5	n/a	n/a	0.02	NP
Nitrate/Nitrite (mg/L)	114-AS (bg)	0	-70	-201	No	40	82.5	n/a	n/a	0.02	NP
pH [Field] (su)	114-AS (bg)	0.009101	132	201	No	40	0	n/a	n/a	0.02	NP
Phosphorus Total (mg/L)	**114-AS (bg)**	**0.09466**	**401**	**201**	**Yes**	**40**	**2.5**	**n/a**	**n/a**	**0.02**	**NP**
Selenium Total (ug/L)	114-AS (bg)	0	-28	-201	No	40	100	n/a	n/a	0.02	NP
Silver Total (ug/L)	114-AS (bg)	0	-28	-201	No	40	100	n/a	n/a	0.02	NP
Sodium Total (ug/L)	114-AS (bg)	-1530	-101	-201	No	40	0	n/a	n/a	0.02	NP
Specific Conductance [Field] (u...	114-AS (bg)	-24.95	-118	-201	No	40	0	n/a	n/a	0.02	NP
Sulfate as SO4 (mg/L)	**114-AS (bg)**	**-1.916**	**-459**	**-201**	**Yes**	**40**	**37.5**	**n/a**	**n/a**	**0.02**	**NP**
Thallium Total (ug/L)	**114-AS (bg)**	**-0.08238**	**-378**	**-201**	**Yes**	**40**	**100**	**n/a**	**n/a**	**0.02**	**NP**
Total Dissolved Solids [TDS] (m...	**114-AS (bg)**	**-21.33**	**-230**	**-201**	**Yes**	**40**	**0**	**n/a**	**n/a**	**0.02**	**NP**
Total Organic Carbon [TOC] (mg/L)	114-AS (bg)	0.2132	83	201	No	40	10	n/a	n/a	0.02	NP
Vanadium Total (ug/L)	114-AS (bg)	0	30	201	No	40	95	n/a	n/a	0.02	NP
Zinc Total (ug/L)	114-AS (bg)	0	-135	-201	No	40	90	n/a	n/a	0.02	NP

Sanitas™ v.9.5.20 Software licensed to Jett Environmental Consulting. UG
Hollow symbols indicate censored values.

Sen's Slope Estimator

114-AS (bg)

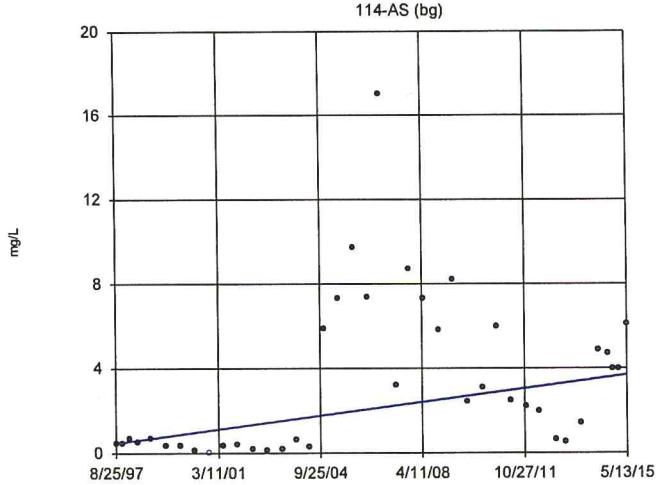

n = 40

Slope = 0.1801 units per year.

Mann-Kendall statistic = 228
critical = 201

Increasing trend significant at 98% confidence level (α = 0.01 per tail).

Constituent: Ammonia as N Analysis Run 1/7/2016 1:01 PM
Bridgeton LF Client: RSI Data: BRIDGETON

Sanitas™ v.9.5.20 Software licensed to Jett Environmental Consulting. UG
Hollow symbols indicate censored values.

Sen's Slope Estimator

114-AS (bg)

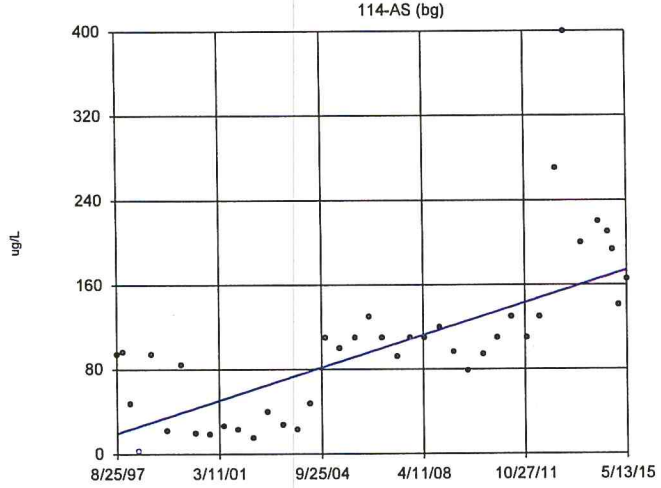

n = 40

Slope = 8.736 units per year.

Mann-Kendall statistic = 461
critical = 201

Increasing trend significant at 98% confidence level (α = 0.01 per tail).

Constituent: Arsenic Total Analysis Run 1/7/2016 1:01 PM
Bridgeton LF Client: RSI Data: BRIDGETON

Sanitas™ v.9.5.20 Software licensed to Jett Environmental Consulting. UG

Sen's Slope Estimator

114-AS (bg)

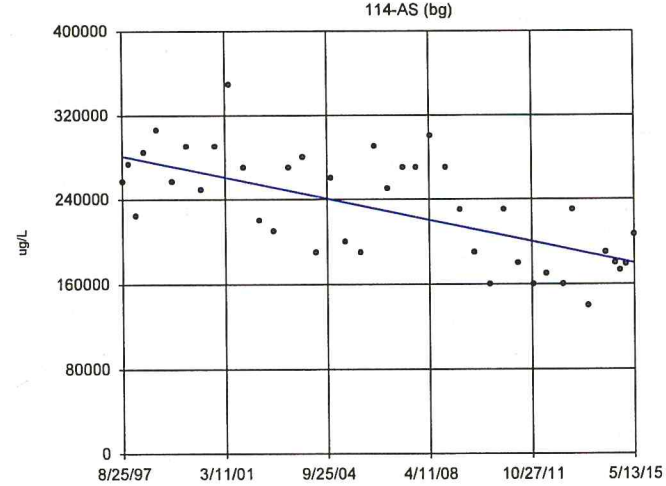

n = 40

Slope = -5729 units per year.

Mann-Kendall statistic = -357
critical = -201

Decreasing trend significant at 98% confidence level (α = 0.01 per tail).

Constituent: Calcium Total Analysis Run 1/7/2016 1:01 PM
Bridgeton LF Client: RSI Data: BRIDGETON

Sanitas™ v.9.5.20 Software licensed to Jett Environmental Consulting. UG
Hollow symbols indicate censored values.

Sen's Slope Estimator

114-AS (bg)

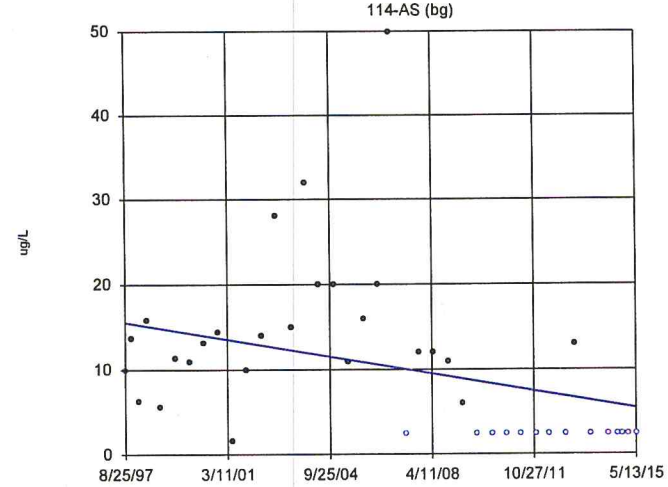

n = 40

Slope = -0.5659 units per year.

Mann-Kendall statistic = -257
critical = -201

Decreasing trend significant at 98% confidence level (α = 0.01 per tail).

Constituent: Cobalt Total Analysis Run 1/7/2016 1:01 PM
Bridgeton LF Client: RSI Data: BRIDGETON

Sanitas™ v.9.5.20 Software licensed to Jett Environmental Consulting, UG

Sen's Slope Estimator

114-AS (bg)

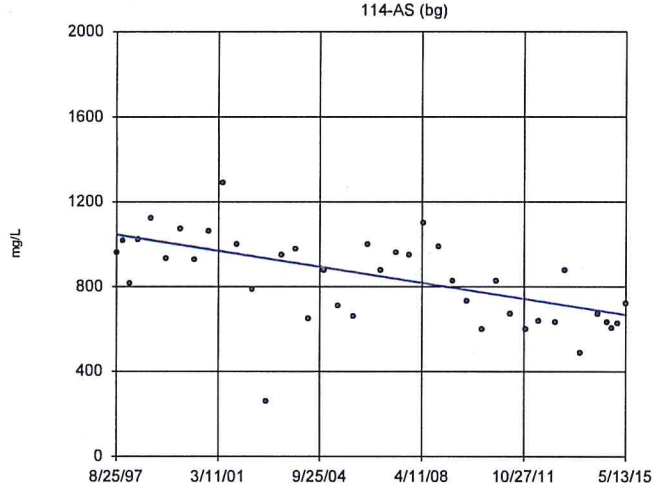

n = 40

Slope = -21.28 units per year.

Mann-Kendall statistic = -349
critical = -201

Decreasing trend significant at 98% confidence level (α = 0.01 per tail).

Constituent: Hardness Total Analysis Run 1/7/2016 1:01 PM
Bridgeton LF Client: RSI Data: BRIDGETON

Sanitas™ v.9.5.20 Software licensed to Jett Environmental Consulting, UG

Sen's Slope Estimator

114-AS (bg)

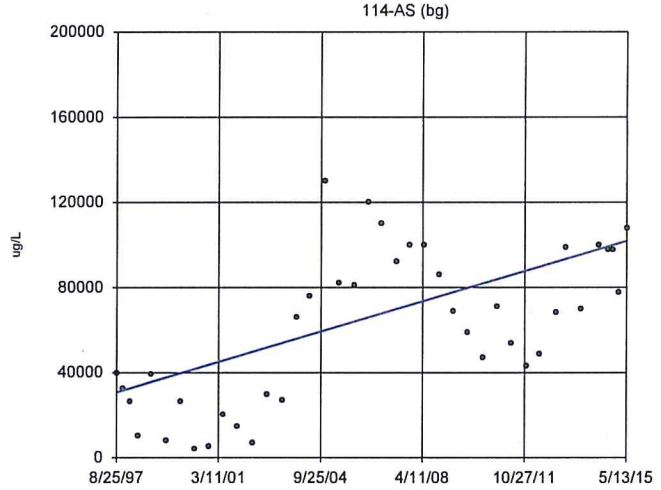

n = 40

Slope = 4003 units per year.

Mann-Kendall statistic = 315
critical = 201

Increasing trend significant at 98% confidence level (α = 0.01 per tail).

Constituent: Iron Total Analysis Run 1/7/2016 1:01 PM
Bridgeton LF Client: RSI Data: BRIDGETON

Sanitas™ v.9.5.20 Software licensed to Jett Environmental Consulting, UG

Sen's Slope Estimator

114-AS (bg)

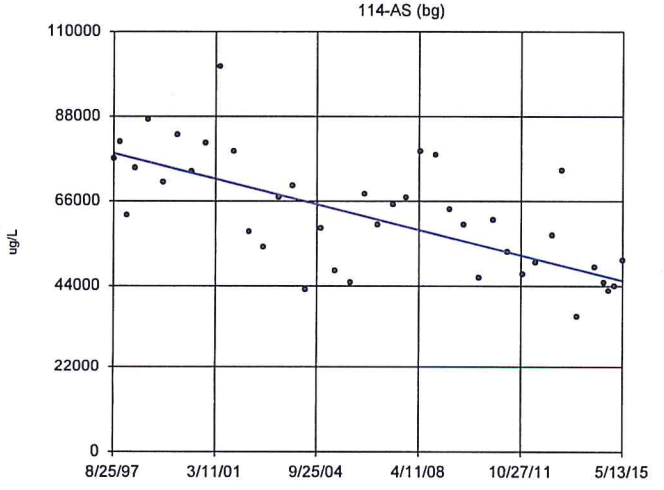

n = 40

Slope = -1865 units per year.

Mann-Kendall statistic = -374
critical = -201

Decreasing trend significant at 98% confidence level (α = 0.01 per tail).

Constituent: Magnesium Total Analysis Run 1/7/2016 1:01 PM
Bridgeton LF Client: RSI Data: BRIDGETON

Sanitas™ v.9.5.20 Software licensed to Jett Environmental Consulting, UG

Sen's Slope Estimator

114-AS (bg)

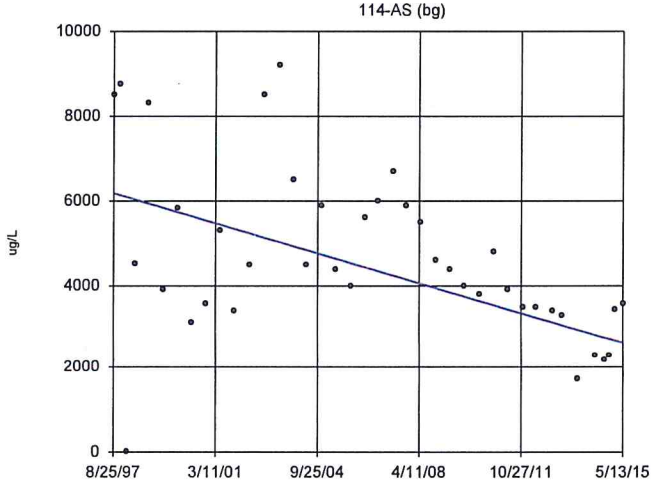

n = 40

Slope = -200.1 units per year.

Mann-Kendall statistic = -316
critical = -201

Decreasing trend significant at 98% confidence level (α = 0.01 per tail).

Constituent: Manganese Total Analysis Run 1/7/2016 1:01 PM
Bridgeton LF Client: RSI Data: BRIDGETON

Sanitas™ v.9.5.20 Software licensed to Jett Environmental Consulting. UG
Hollow symbols indicate censored values.

Sen's Slope Estimator

114-AS (bg)

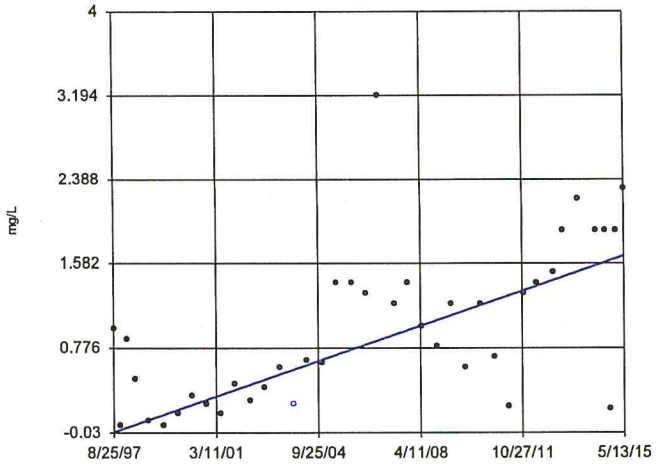

n = 40

Slope = 0.09466 units per year.

Mann-Kendall statistic = 401
critical = 201

Increasing trend significant at 98% confidence level (α = 0.01 per tail).

Constituent: Phosphorus Total Analysis Run 1/7/2016 1:01 PM
Bridgeton LF Client: RSI Data: BRIDGETON

Sanitas™ v.9.5.20 Software licensed to Jett Environmental Consulting. UG
Hollow symbols indicate censored values.

Sen's Slope Estimator

114-AS (bg)

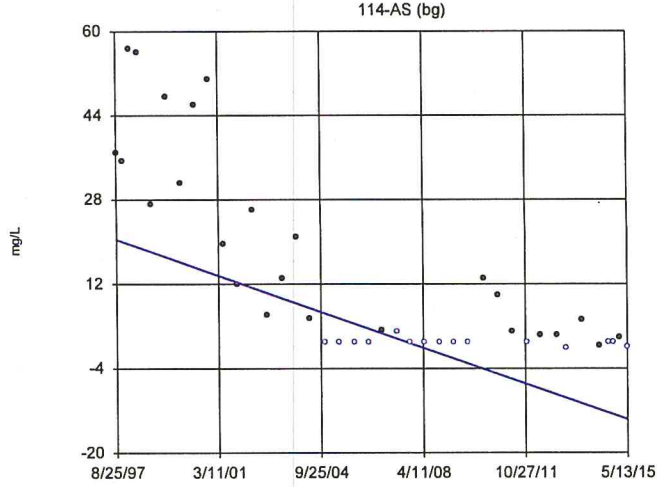

n = 40

Slope = -1.916 units per year.

Mann-Kendall statistic = -459
critical = -201

Decreasing trend significant at 98% confidence level (α = 0.01 per tail).

Constituent: Sulfate as SO4 Analysis Run 1/7/2016 1:01 PM
Bridgeton LF Client: RSI Data: BRIDGETON

Sanitas™ v.9.5.20 Software licensed to Jett Environmental Consulting. UG
Hollow symbols indicate censored values.

Sen's Slope Estimator

114-AS (bg)

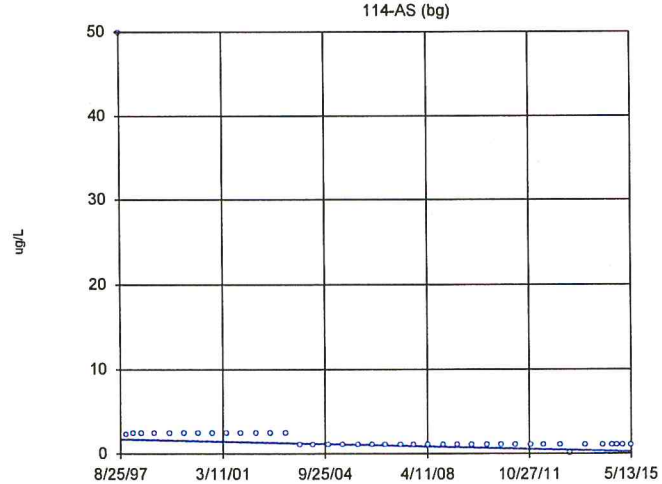

n = 40

Slope = -0.08238 units per year.

Mann-Kendall statistic = -378
critical = -201

Decreasing trend significant at 98% confidence level (α = 0.01 per tail).

Constituent: Thallium Total Analysis Run 1/7/2016 1:01 PM
Bridgeton LF Client: RSI Data: BRIDGETON

Sanitas™ v.9.5.20 Software licensed to Jett Environmental Consulting. UG

Sen's Slope Estimator

114-AS (bg)

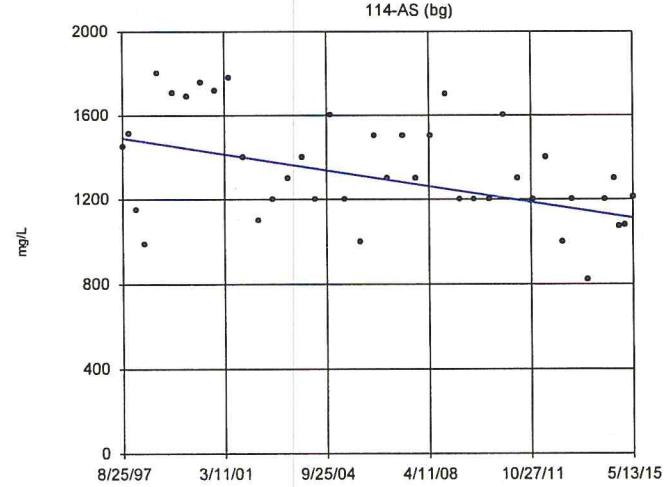

n = 40

Slope = -21.33 units per year.

Mann-Kendall statistic = -230
critical = -201

Decreasing trend significant at 98% confidence level (α = 0.01 per tail).

Constituent: Total Dissolved Solids [TDS] Analysis Run 1/7/2016 1:01 PM
Bridgeton LF Client: RSI Data: BRIDGETON

INTRA-WELL PREDICTION LIMITS

Background data were evaluated for increasing statistical trends (or either increasing or decreasing trends for field pH). In those cases where the background data were determined to exhibit a statistical trend, typically the most recent background data were excluded until the data no longer exhibited a statistical trend. For each of the constituent-well pairs listed below, the specified modified background data period was utilized in the determination of the intra-well prediction limit.

Alluvial Zone

- Ammonia as N at PZ-114-AS (8/97 through 9/14)
- Arsenic (Total) at PZ-114-AS (8/97 through 11/07)
- Iron (Total) at PZ-114-AS (8/97 through 5/06)
- Phosphorus (Total) at PZ-114-AS (8/97 through 11/05)

Prediction Limit

Bridgeton LF Client: RSI Data: BRIDGETON Printed 5/3/2016, 8:17 AM

Constituent	Well	Upper Lim.	Lower Lim.	Date	Observ.	Sig.	Bg N	Bg Mean	Std. Dev.	%NDs	ND Adj.	Transform	Alpha	Method
Ammonia as N (mg/L)	114-AS	31	n/a	3/9/2016	3.8	No	37	0.2618	1.512	2.703	None	ln(x)	0.0007744	Param Intra 1 of 2
Antimony Total (ug/L)	114-AS	50	n/a	3/9/2016	2.5ND	No	40	n/a	n/a	100	n/a	n/a	0.001152	NP Intra (NDs) 1 of 2
Arsenic Total (ug/L)	114-AS	190	n/a	3/9/2016	105	No	23	7.394	2.888	4.348	None	sqrt(x)	0.0007744	Param Intra 1 of 2
Barium Total (ug/L)	114-AS	1100	n/a	3/9/2016	837	No	40	6.583	0.2171	0	None	ln(x)	0.0007744	Param Intra 1 of 2
Beryllium Total (ug/L)	114-AS	1.0	n/a	3/9/2016	1ND	No	40	n/a	n/a	100	n/a	n/a	0.001152	NP Intra (NDs) 1 of 2
Boron Total (ug/L)	114-AS	660	n/a	3/9/2016	343	No	40	n/a	n/a	0	n/a	n/a	0.001152	NP Intra (normality) 1 of 2
Cadmium Total (ug/L)	114-AS	5.9	n/a	3/9/2016	0.1ND	No	40	n/a	n/a	92.5	n/a	n/a	0.001152	NP Intra (NDs) 1 of 2
Calcium Total (ug/L)	114-AS	340000	n/a	3/9/2016	188000	No	40	232475	50510	0	None	No	0.0007744	Param Intra 1 of 2
Chemical Oxygen Demand [COD] (mg/L)	114-AS	250	n/a	3/9/2016	35.1	No	40	3.906	1.151	7.5	None	x^(1/3)	0.0007744	Param Intra 1 of 2
Chloride (mg/L)	114-AS	600	n/a	3/9/2016	439	No	40	18.41	2.965	0	None	sqrt(x)	0.0007744	Param Intra 1 of 2
Chromium Total (ug/L)	114-AS	5.4	n/a	3/9/2016	2.5ND	No	40	n/a	n/a	97.5	n/a	n/a	0.001152	NP Intra (NDs) 1 of 2
Cobalt Total (ug/L)	114-AS	50	n/a	3/9/2016	2.5ND	No	40	n/a	n/a	37.5	n/a	n/a	0.001152	NP Intra (normality) 1 of 2
Copper Total (ug/L)	114-AS	110	n/a	3/9/2016	2.5ND	No	40	n/a	n/a	87.5	n/a	n/a	0.001152	NP Intra (NDs) 1 of 2
Fluoride (mg/L)	114-AS	0.47	n/a	3/9/2016	0.05ND	No	37	0.2493	0.1074	18.92	Kaplan-Meier	No	0.0007744	Param Intra 1 of 2
Hardness Total (mg/L)	114-AS	1300	n/a	3/9/2016	657	No	40	828.3	205.5	0	None	No	0.0007744	Param Intra 1 of 2
Iron Total (ug/L)	114-AS	170000	n/a	3/9/2016	72400	No	20	31.84	10.42	0	None	x^(1/3)	0.0007744	Param Intra 1 of 2
Lead Total (ug/L)	114-AS	25	n/a	3/9/2016	2.5ND	No	40	n/a	n/a	97.5	n/a	n/a	0.001152	NP Intra (NDs) 1 of 2
Magnesium Total (ug/L)	114-AS	98000	n/a	3/9/2016	45900	No	40	39.5	3.161	0	None	x^(1/3)	0.0007744	Param Intra 1 of 2
Manganese Total (ug/L)	114-AS	10000	n/a	3/9/2016	2570	No	39	8.401	0.3974	0	None	ln(x)	0.0007744	Param Intra 1 of 2
Mercury Total (ug/L)	114-AS	0.10	n/a	3/9/2016	0.1ND	No	40	n/a	n/a	100	n/a	n/a	0.001152	NP Intra (NDs) 1 of 2
Nickel Total (ug/L)	114-AS	84	n/a	3/9/2016	5ND	No	40	n/a	n/a	62.5	n/a	n/a	0.001152	NP Intra (NDs) 1 of 2
Nitrate/Nitrite (mg/L)	114-AS	5.0	n/a	3/9/2016	0.05ND	No	40	n/a	n/a	82.5	n/a	n/a	0.001152	NP Intra (NDs) 1 of 2
pH [Field] (su)	114-AS	7	6.2	3/9/2016	6.64	No	37	1.888	0.02947	0	None	ln(x)	0.0003872	Param Intra 1 of 2
Phosphorus Total (mg/L)	114-AS	2	n/a	3/9/2016	1.7	No	19	0.7295	0.2274	5.263	None	x^(1/3)	0.0007744	Param Intra 1 of 2
Selenium Total (ug/L)	114-AS	50	n/a	3/9/2016	2.5ND	No	40	n/a	n/a	100	n/a	n/a	0.001152	NP Intra (NDs) 1 of 2
Silver Total (ug/L)	114-AS	5.0	n/a	3/9/2016	2.5ND	No	40	n/a	n/a	100	n/a	n/a	0.001152	NP Intra (NDs) 1 of 2
Sodium Total (ug/L)	114-AS	330000	n/a	3/9/2016	177000	No	40	12.09	0.2948	0	None	ln(x)	0.0007744	Param Intra 1 of 2
Specific Conductance [Field] (umhos/cm)	114-AS	3400	n/a	3/9/2016	2370	No	39	2313	528.9	0	None	No	0.0007744	Param Intra 1 of 2
Sulfate as SO4 (mg/L)	114-AS	430	n/a	3/9/2016	0.125ND	No	40	0.4814	2.691	37.5	Kaplan-Meier	ln(x)	0.0007744	Param Intra 1 of 2
Thallium Total (ug/L)	114-AS	50	n/a	3/9/2016	1ND	No	40	n/a	n/a	100	n/a	n/a	0.001152	NP Intra (NDs) 1 of 2
Total Dissolved Solids [TDS] (mg/L)	114-AS	2000	n/a	3/9/2016	1240	No	40	7.186	0.1882	0	None	ln(x)	0.0007744	Param Intra 1 of 2
Total Organic Carbon [TOC] (mg/L)	114-AS	44	n/a	3/9/2016	12.5	No	40	2.244	0.6242	10	None	x^(1/3)	0.0007744	Param Intra 1 of 2
Vanadium Total (ug/L)	114-AS	12	n/a	3/9/2016	5ND	No	40	n/a	n/a	95	n/a	n/a	0.001152	NP Intra (NDs) 1 of 2
Zinc Total (ug/L)	114-AS	48	n/a	3/9/2016	10ND	No	40	n/a	n/a	90	n/a	n/a	0.001152	NP Intra (NDs) 1 of 2

Sanitas™ v.9.5.24 Software licensed to Jett Environmental Consulting, UG
Hollow symbols indicate censored values.

Within Limit

Prediction Limit

Intrawell Non-parametric

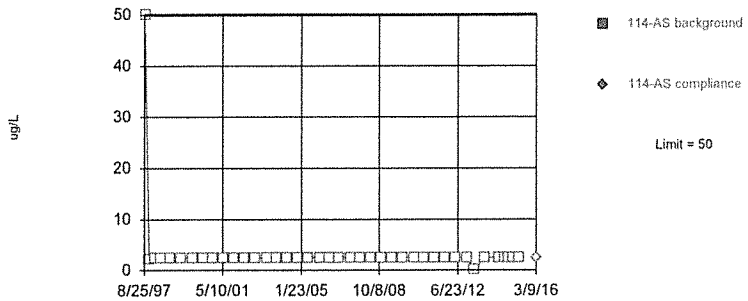

Non-parametric test used in lieu of parametric prediction limit because censored data exceeded 50%. Limit is highest of 40 background values. 100% NDs. Well-constituent pair annual alpha = 0.004602. Individual comparison alpha = 0.001152 (1 of 2). After outlier removal distribution was non-normal. so outlier results were invalidated.

Constituent: Antimony Total Analysis Run 5/3/2016 8:13 AM

Bridgeton LF Client: RSI Data: BRIDGETON

Sanitas™ v.9.5.24 Software licensed to Jett Environmental Consulting, UG

Within Limit

Prediction Limit

Intrawell Parametric

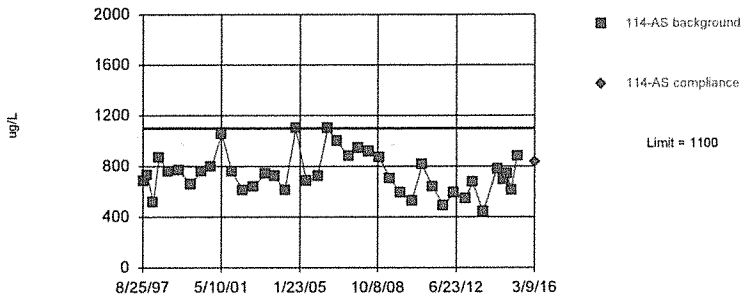

Background Data Summary (based on natural log transformation): Mean=6.583, Std. Dev.=0.2171, n=40. Normality test: Shapiro Wilk @alpha = 0.01, calculated = 0.9819, critical = 0.919. Kappa = 2.076 (c=34, w=1, 1 of 2, event alpha = 0.026). Report alpha = 0.0007744. EPA 1989 outlier screening was performed on the background data (to establish suspected outliers for Dixon's/Rosner's). No background outliers were found.

Constituent: Barium Total Analysis Run 5/3/2016 8:13 AM

Bridgeton LF Client: RSI Data: BRIDGETON

Sanitas™ v.9.5.24 Software licensed to Jett Environmental Consulting. UG
Hollow symbols indicate censored values.

Within Limit

Prediction Limit

Intrawell Non-parametric

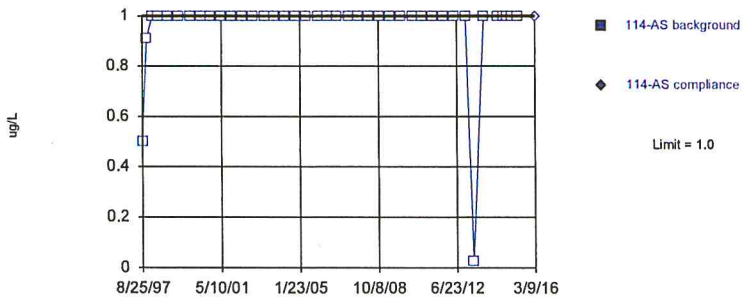

Non-parametric test used in lieu of parametric prediction limit because censored data exceeded 50%. Limit is highest of 40 background values. 100% NDs. Well-constituent pair annual alpha = 0.004602. Individual comparison alpha = 0.001152 (1 of 2). After outlier removal distribution was non-normal, so outlier results were invalidated.

Constituent: Beryllium Total Analysis Run 5/3/2016 8:13 AM
Bridgeton LF Client: RSI Data: BRIDGETON

Sanitas™ v.9.5.24 Software licensed to Jett Environmental Consulting. UG

Within Limit

Prediction Limit

Intrawell Non-parametric

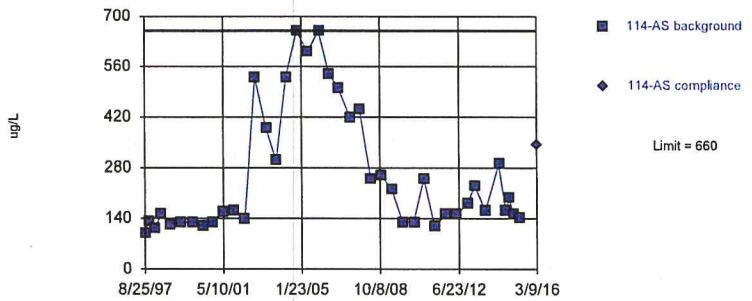

Non-parametric test used in lieu of parametric prediction limit because the Shapiro Wilk normality test showed the data to be non-normal at the 0.01 alpha level. Limit is highest of 40 background values. Well-constituent pair annual alpha = 0.004602. Individual comparison alpha = 0.001152 (1 of 2). After outlier removal distribution was non-normal, so outlier results were invalidated.

Constituent: Boron Total Analysis Run 5/3/2016 8:13 AM
Bridgeton LF Client: RSI Data: BRIDGETON

Sanitas™ v.9.5.24 Software licensed to Jett Environmental Consulting. UG
Hollow symbols indicate censored values.

Within Limit

Prediction Limit

Intrawell Non-parametric

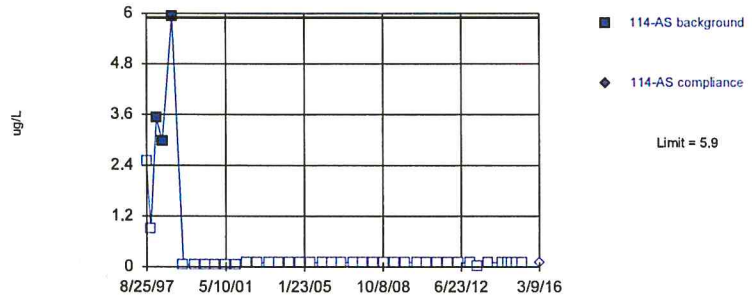

Non-parametric test used in lieu of parametric prediction limit because censored data exceeded 50%. Limit is highest of 40 background values. 92.5% NDs. Well-constituent pair annual alpha = 0.004602. Individual comparison alpha = 0.001152 (1 of 2). After outlier removal distribution was non-normal, so outlier results were invalidated.

Constituent: Cadmium Total Analysis Run 5/3/2016 8:13 AM
Bridgeton LF Client: RSI Data: BRIDGETON

Sanitas™ v.9.5.24 Software licensed to Jett Environmental Consulting. UG

Within Limit

Prediction Limit

Intrawell Parametric

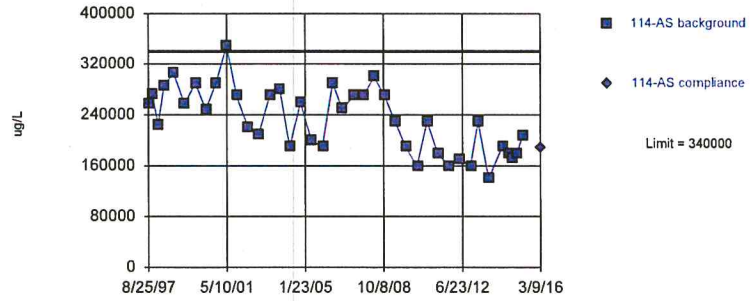

Background Data Summary: Mean=232475, Std. Dev.=50510, n=40. Normality test: Shapiro Wilk @alpha = 0.01, calculated = 0.9565, critical = 0.919. Kappa = 2.076 (c=34, w=1, 1 of 2, event alpha = 0.026). Report alpha = 0.0007744. EPA 1989 outlier screening was performed on the background data (to establish suspected outliers for Dixon's/Rosner's). No background outliers were found.

Constituent: Calcium Total Analysis Run 5/3/2016 8:13 AM
Bridgeton LF Client: RSI Data: BRIDGETON

Sanitas™ v.9.5.24 Software licensed to Jett Environmental Consulting, UG
Hollow symbols indicate censored values.

Within Limit

Prediction Limit

Intrawell Parametric

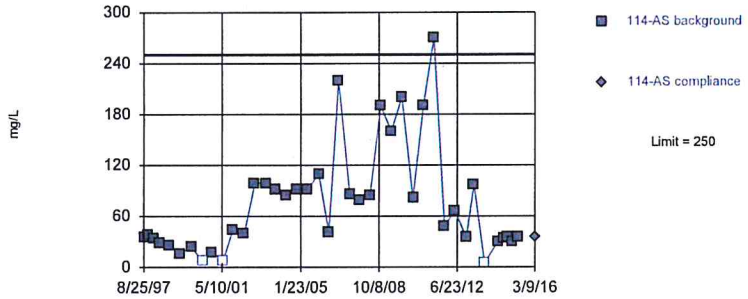

Background Data Summary (based on cube root transformation): Mean=3.906, Std. Dev.=1.151, n=40, 7.5% NDs. Normality test: Shapiro Wilk @alpha = 0.01, calculated = 0.9581, critical = 0.919. Kappa = 2.076 (c=34, w=1, 1 of 2, event alpha = 0.026). Report alpha = 0.0007744. EPA 1989 outlier screening was performed on the background data (to establish suspected outliers for Dixon's/Rosner's). No background outliers were found.

Constituent: Chemical Oxygen Demand [COD] Analysis Run 5/3/2016 8:13 AM

Bridgeton LF Client: RSI Data: BRIDGETON

Sanitas™ v.9.5.24 Software licensed to Jett Environmental Consulting, UG

Within Limit

Prediction Limit

Intrawell Parametric

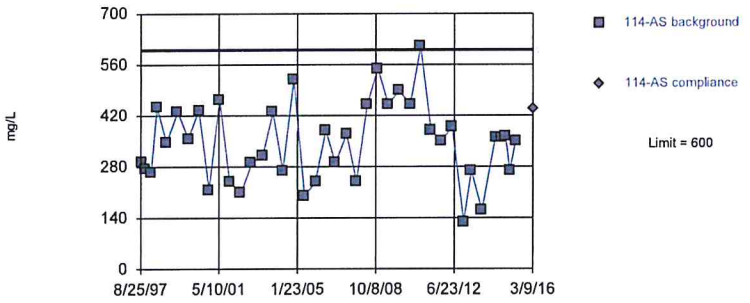

Background Data Summary (based on square root transformation): Mean=18.41, Std. Dev.=2.965, n=40. Normality test: Shapiro Wilk @alpha = 0.01, calculated = 0.9847, critical = 0.919. Kappa = 2.076 (c=34, w=1, 1 of 2, event alpha = 0.026). Report alpha = 0.0007744. EPA 1989 outlier screening was performed on the background data (to establish suspected outliers for Dixon's/Rosner's). No background outliers were found.

Constituent: Chloride Analysis Run 5/3/2016 8:13 AM

Bridgeton LF Client: RSI Data: BRIDGETON

Sanitas™ v.9.5.24 Software licensed to Jett Environmental Consulting, UG
Hollow symbols indicate censored values.

Within Limit

Prediction Limit

Intrawell Non-parametric

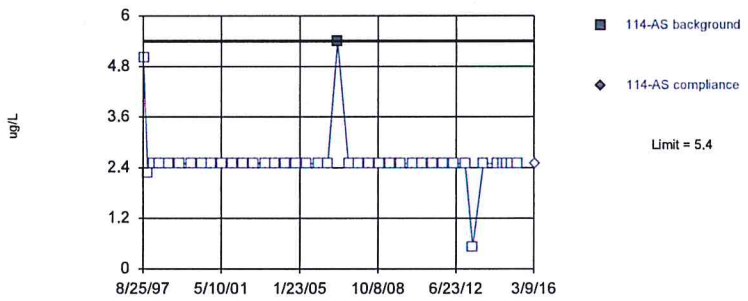

Non-parametric test used in lieu of parametric prediction limit because censored data exceeded 50%. Limit is highest of 40 background values. 97.5% NDs. Well-constituent pair annual alpha = 0.004602. Individual comparison alpha = 0.001152 (1 of 2). After outlier removal distribution was non-normal, so outlier results were invalidated.

Constituent: Chromium Total Analysis Run 5/3/2016 8:13 AM

Bridgeton LF Client: RSI Data: BRIDGETON

Sanitas™ v.9.5.24 Software licensed to Jett Environmental Consulting, UG
Hollow symbols indicate censored values.

Within Limit

Prediction Limit

Intrawell Non-parametric

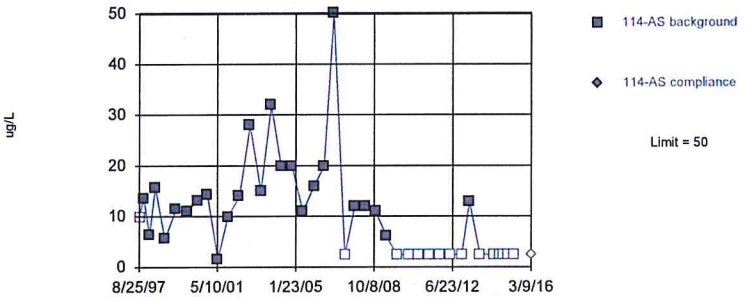

Non-parametric test used in lieu of parametric prediction limit because the Shapiro Wilk normality test showed the data to be non-normal at the 0.01 alpha level. Limit is highest of 40 background values. 37.5% NDs. Well-constituent pair annual alpha = 0.004602. Individual comparison alpha = 0.001152 (1 of 2). After outlier removal distribution was non-normal, so outlier results were invalidated.

Constituent: Cobalt Total Analysis Run 5/3/2016 8:13 AM

Bridgeton LF Client: RSI Data: BRIDGETON

Sanitas™ v.9.5.24 Software licensed to Jett Environmental Consulting, UG
Hollow symbols indicate censored values.

Within Limit

Prediction Limit

Intrawell Non-parametric

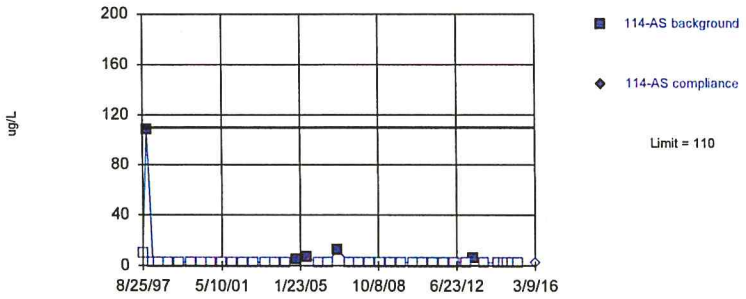

Non-parametric test used in lieu of parametric prediction limit because censored data exceeded 50%. Limit is highest of 40 background values. 87.5% NDs. Well-constituent pair annual alpha = 0.004602. Individual comparison alpha = 0.001152 (1 of 2). After outlier removal distribution was non-normal, so outlier results were invalidated.

Constituent: Copper Total Analysis Run 5/3/2016 8:13 AM
Bridgeton LF Client: RSI Data: BRIDGETON

Sanitas™ v.9.5.24 Software licensed to Jett Environmental Consulting, UG
Hollow symbols indicate censored values.

Within Limit

Prediction Limit

Intrawell Parametric

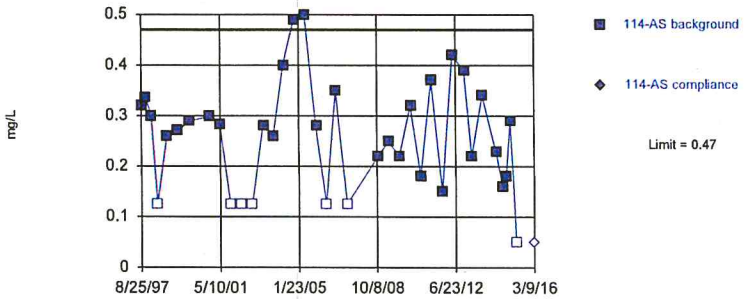

Background Data Summary (after Kaplan-Meier Adjustment): Mean=0.2493, Std. Dev.=0.1074, n=37, 18.92% NDs. Normality test: Shapiro Wilk @alpha = 0.01, calculated = 0.9687, critical = 0.914. Kappa = 2.092 (c=34, w=1, 1 of 2, event alpha = 0.026). Report alpha = 0.0007744. Rosner's outlier test was performed on the background data. One background outlier was removed: 1.23 (5/23/2000).

Constituent: Fluoride Analysis Run 5/3/2016 8:13 AM
Bridgeton LF Client: RSI Data: BRIDGETON

Sanitas™ v.9.5.24 Software licensed to Jett Environmental Consulting, UG

Within Limit

Prediction Limit

Intrawell Parametric

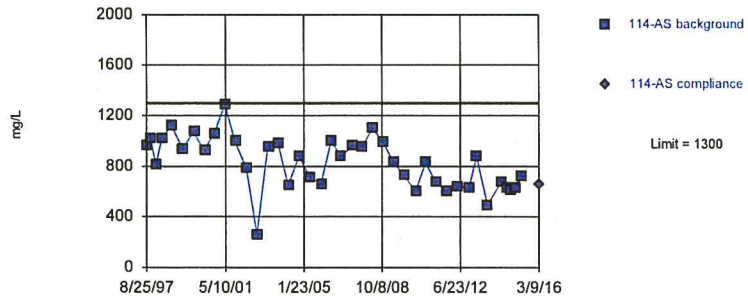

Background Data Summary: Mean=828.3, Std. Dev.=205.5, n=40. Normality test: Shapiro Wilk @alpha = 0.01, calculated = 0.9694, critical = 0.919. Kappa = 2.076 (c=34, w=1, 1 of 2, event alpha = 0.026). Report alpha = 0.0007744. Rosner's outlier test was performed on the background data. No background outliers were found.

Constituent: Hardness Total Analysis Run 5/3/2016 8:13 AM
Bridgeton LF Client: RSI Data: BRIDGETON

Sanitas™ v.9.5.24 Software licensed to Jett Environmental Consulting. UG
Hollow symbols indicate censored values.

Within Limit

Prediction Limit

Intrawell Non-parametric

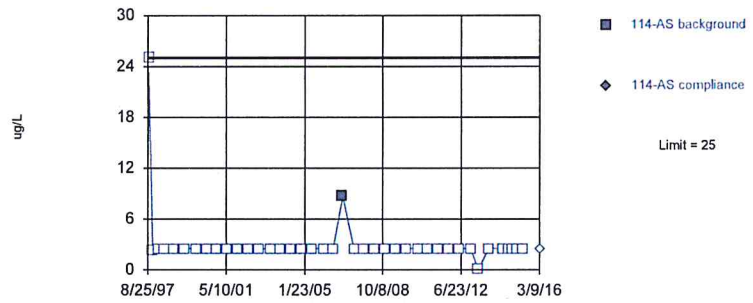

Non-parametric test used in lieu of parametric prediction limit because censored data exceeded 50%. Limit is highest of 40 background values. 97.5% NDs. Well-constituent pair annual alpha = 0.004602. Individual comparison alpha = 0.001152 (1 of 2). After outlier removal distribution was non-normal, so outlier results were invalidated.

Constituent: Lead Total Analysis Run 5/3/2016 8:13 AM

Bridgeton LF Client: RSI Data: BRIDGETON

Sanitas™ v.9.5.24 Software licensed to Jett Environmental Consulting. UG

Within Limit

Prediction Limit

Intrawell Parametric

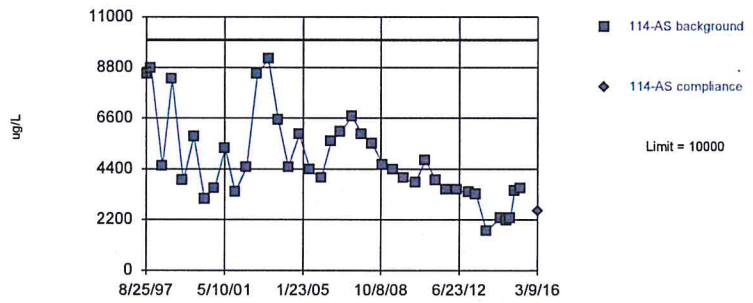

Background Data Summary (based on natural log transformation): Mean=8.401, Std. Dev.=0.3974, n=39. Normality test: Shapiro Wilk @alpha = 0.01, calculated = 0.966, critical = 0.917. Kappa = 2.081 (c=34, w=1, 1 of 2, event alpha = 0.026). Report alpha = 0.0007744. Rosner's outlier test was performed on the background data. One background outlier was removed: 6.38 (2/16/1998).

Constituent: Manganese Total Analysis Run 5/3/2016 8:13 AM

Bridgeton LF Client: RSI Data: BRIDGETON

Sanitas™ v.9.5.24 Software licensed to Jett Environmental Consulting. UG

Within Limit

Prediction Limit

Intrawell Parametric

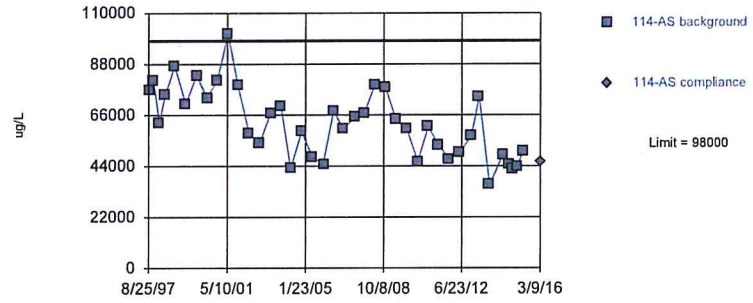

Background Data Summary (based on cube root transformation): Mean=39.5, Std. Dev.=3.161, n=40. Normality test: Shapiro Wilk @alpha = 0.01, calculated = 0.974, critical = 0.919. Kappa = 2.076 (c=34, w=1, 1 of 2, event alpha = 0.026). Report alpha = 0.0007744. EPA 1989 outlier screening was performed on the background data (to establish suspected outliers for Dixon's/Rosner's). No background outliers were found.

Constituent: Magnesium Total Analysis Run 5/3/2016 8:13 AM

Bridgeton LF Client: RSI Data: BRIDGETON

Sanitas™ v.9.5.24 Software licensed to Jett Environmental Consulting. UG
Hollow symbols indicate censored values.

Within Limit

Prediction Limit

Intrawell Non-parametric

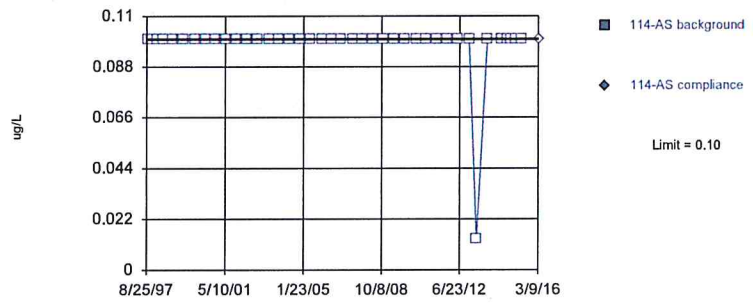

Non-parametric test used in lieu of parametric prediction limit because censored data exceeded 50%. Limit is highest of 40 background values. 100% NDs. Well-constituent pair annual alpha = 0.004602. Individual comparison alpha = 0.001152 (1 of 2). After outlier removal distribution was non-normal, so outlier results were invalidated.

Constituent: Mercury Total Analysis Run 5/3/2016 8:13 AM

Bridgeton LF Client: RSI Data: BRIDGETON

Sanitas™ v.9.5.24 Software licensed to Jett Environmental Consulting, UG
Hollow symbols indicate censored values.

Within Limit

Prediction Limit

Intrawell Non-parametric

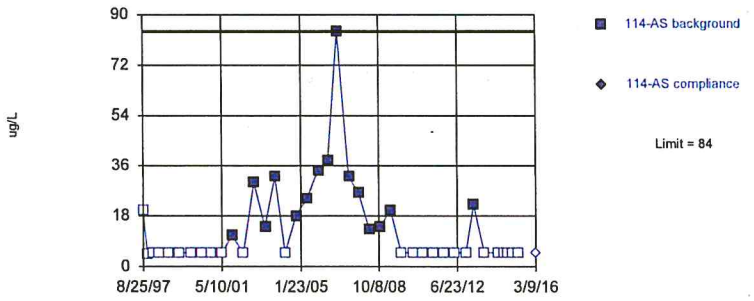

Non-parametric test used in lieu of parametric prediction limit because censored data exceeded 50%. Limit is highest of 40 background values. 62.5% NDs. Well-constituent pair annual alpha = 0.004602. Individual comparison alpha = 0.001152 (1 of 2). After outlier removal distribution was non-normal, so outlier results were invalidated.

Constituent: Nickel Total Analysis Run 5/3/2016 8:13 AM
Bridgeton LF Client: RSI Data: BRIDGETON

Sanitas™ v.9.5.24 Software licensed to Jett Environmental Consulting, UG
Hollow symbols indicate censored values.

Within Limit

Prediction Limit

Intrawell Non-parametric

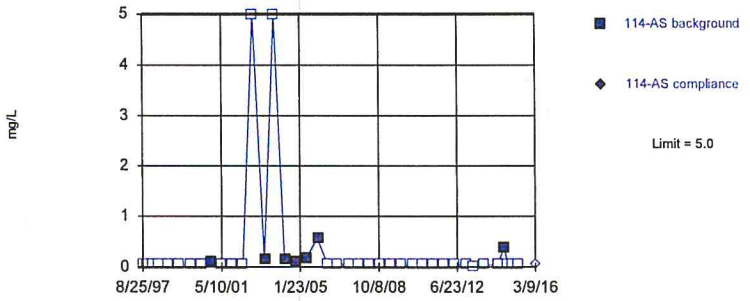

Non-parametric test used in lieu of parametric prediction limit because censored data exceeded 50%. Limit is highest of 40 background values. 82.5% NDs. Well-constituent pair annual alpha = 0.004602. Individual comparison alpha = 0.001152 (1 of 2). After outlier removal distribution was non-normal, so outlier results were invalidated.

Constituent: Nitrate/Nitrite Analysis Run 5/3/2016 8:13 AM
Bridgeton LF Client: RSI Data: BRIDGETON

Sanitas™ v.9.5.24 Software licensed to Jett Environmental Consulting, UG

Within Limits

Prediction Limit

Intrawell Parametric

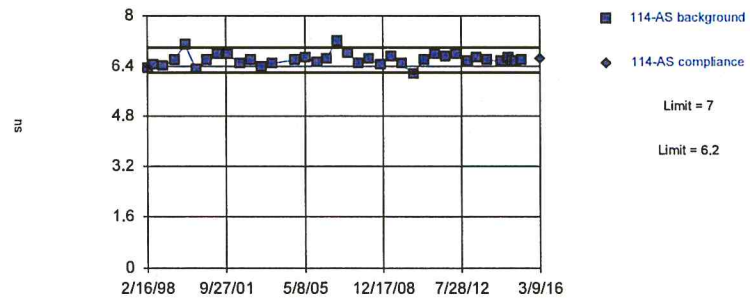

Background Data Summary (based on natural log transformation): Mean=1.888, Std. Dev.=0.02947, n=37. Normality test: Shapiro Wilk @alpha = 0.01, calculated = 0.9517, critical = 0.914. Kappa = 2.092 (c=34, w=1, 1 of 2, event alpha = 0.026). Report alpha = 0.0007744. Rosner's outlier test was performed on the background data. Three background outliers were removed: 5.8 (8/25/1997); 5.91 (11/10/1997); 7.5 (5/11/2004).

Constituent: pH [Field] Analysis Run 5/3/2016 8:13 AM
Bridgeton LF Client: RSI Data: BRIDGETON

Sanitas™ v.9.5.24 Software licensed to Jett Environmental Consulting, UG
Hollow symbols indicate censored values.

Within Limit

Prediction Limit

Intrawell Non-parametric

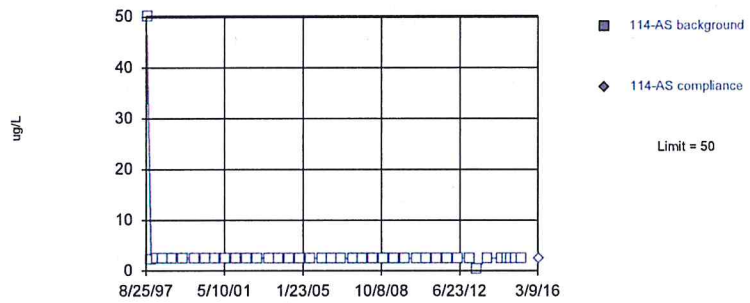

Non-parametric test used in lieu of parametric prediction limit because censored data exceeded 50%. Limit is highest of 40 background values. 100% NDs. Well-constituent pair annual alpha = 0.004602. Individual comparison alpha = 0.001152 (1 of 2). After outlier removal distribution was non-normal, so outlier results were invalidated.

Constituent: Selenium Total Analysis Run 5/3/2016 8:13 AM
Bridgeton LF Client: RSI Data: BRIDGETON

Sanitas™ v.9.5.24 Software licensed to Jett Environmental Consulting, UG
Hollow symbols indicate censored values.

Within Limit

Prediction Limit

Intrawell Non-parametric

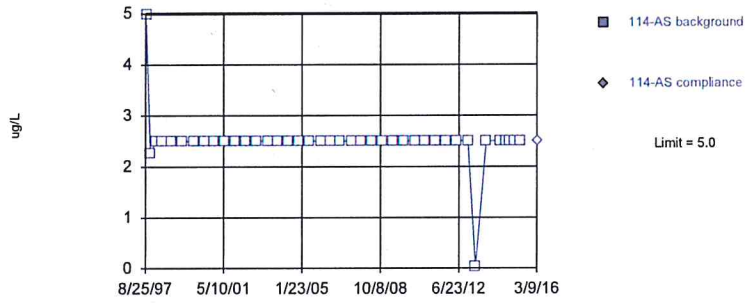

Non-parametric test used in lieu of parametric prediction limit because censored data exceeded 50%. Limit is highest of 40 background values. 100% NDs. Well-constituent pair annual alpha = 0.004602. Individual comparison alpha = 0.001152 (1 of 2). After outlier removal distribution was non-normal, so outlier results were invalidated.

Constituent: Silver Total Analysis Run 5/3/2016 8:13 AM
Bridgeton LF Client: RSI Data: BRIDGETON

Sanitas™ v.9.5.24 Software licensed to Jett Environmental Consulting, UG

Within Limit

Prediction Limit

Intrawell Parametric

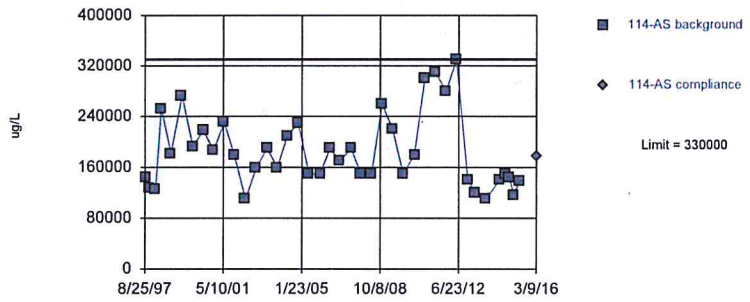

Background Data Summary (based on natural log transformation): Mean=12.09, Std. Dev.=0.2948, n=40. Normality test: Shapiro Wilk @alpha = 0.01, calculated = 0.9539, critical = 0.919. Kappa = 2.076 (c=34, w=1, 1 of 2, event alpha = 0.026). Report alpha = 0.0007744. EPA 1989 outlier screening was performed on the background data (to establish suspected outliers for Dixon's/Rosner's). No background outliers were found.

Constituent: Sodium Total Analysis Run 5/3/2016 8:13 AM
Bridgeton LF Client: RSI Data: BRIDGETON

Sanitas™ v.9.5.24 Software licensed to Jett Environmental Consulting, UG

Within Limit

Prediction Limit

Intrawell Parametric

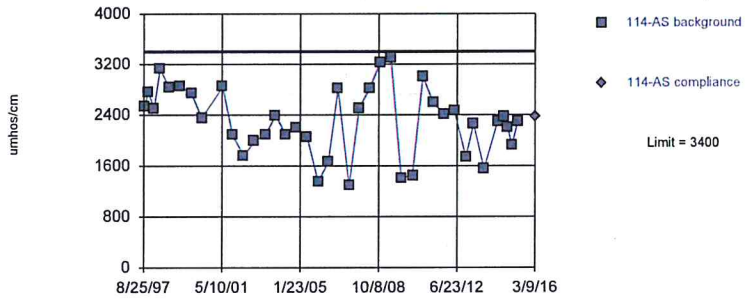

Background Data Summary: Mean=2313, Std. Dev.=528.9, n=39. Normality test: Shapiro Wilk @alpha = 0.01, calculated = 0.9683, critical = 0.917. Kappa = 2.081 (c=34, w=1, 1 of 2, event alpha = 0.026). Report alpha = 0.0007744. Rosner's outlier test was performed on the background data. One background outlier was removed: 280 (11/13/2000).

Constituent: Specific Conductance [Field] Analysis Run 5/3/2016 8:13 AM
Bridgeton LF Client: RSI Data: BRIDGETON

Sanitas™ v.9.5.24 Software licensed to Jett Environmental Consulting. UG
Hollow symbols indicate censored values.

Within Limit

Prediction Limit

Intrawell Parametric

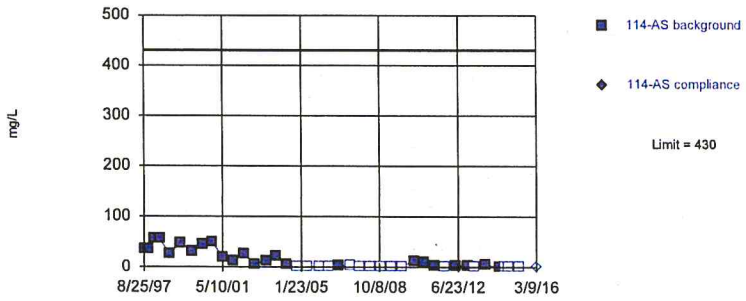

Background Data Summary (based on natural log transformation) (after Kaplan-Meier Adjustment): Mean=0.4814, Std. Dev.=2.691, n=40, 37.5% NDs. Normality test: Shapiro Wilk @alpha = 0.01, calculated = 0.9219, critical = 0.919. Kappa = 2.076 (c=34, w=1, 1 of 2, event alpha = 0.026). Report alpha = 0.0007744. EPA 1989 outlier screening was performed on the background data (to establish suspected outliers for Dixon's/Rosner's). No background outliers were found.

Constituent: Sulfate as SO4 Analysis Run 5/3/2016 8:13 AM
Bridgeton LF Client: RSI Data: BRIDGETON

Sanitas™ v.9.5.24 Software licensed to Jett Environmental Consulting. UG
Hollow symbols indicate censored values.

Within Limit

Prediction Limit

Intrawell Non-parametric

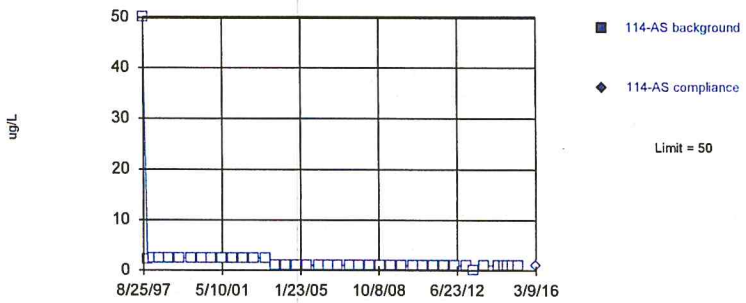

Non-parametric test used in lieu of parametric prediction limit because censored data exceeded 50%. Limit is highest of 40 background values. 100% NDs. Well-constituent pair annual alpha = 0.004602. Individual comparison alpha = 0.001152 (1 of 2). After outlier removal distribution was non-normal, so outlier results were invalidated.

Constituent: Thallium Total Analysis Run 5/3/2016 8:13 AM
Bridgeton LF Client: RSI Data: BRIDGETON

Sanitas™ v.9.5.24 Software licensed to Jett Environmental Consulting. UG

Within Limit

Prediction Limit

Intrawell Parametric

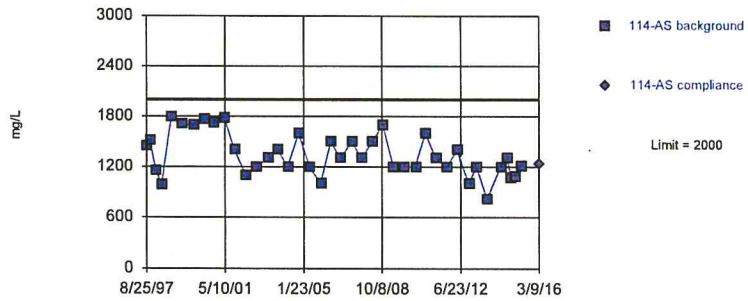

Background Data Summary (based on natural log transformation): Mean=7.186, Std. Dev.=0.1882, n=40. Normality test: Shapiro Wilk @alpha = 0.01, calculated = 0.9567, critical = 0.919. Kappa = 2.076 (c=34, w=1, 1 of 2, event alpha = 0.026). Report alpha = 0.0007744. EPA 1989 outlier screening was performed on the background data (to establish suspected outliers for Dixon's/Rosner's). No background outliers were found.

Constituent: Total Dissolved Solids [TDS] Analysis Run 5/3/2016 8:13 AM
Bridgeton LF Client: RSI Data: BRIDGETON

Sanitas™ v.9.5.24 Software licensed to Jett Environmental Consulting. UG
Hollow symbols indicate censored values.

Within Limit

Prediction Limit

Intrawell Parametric

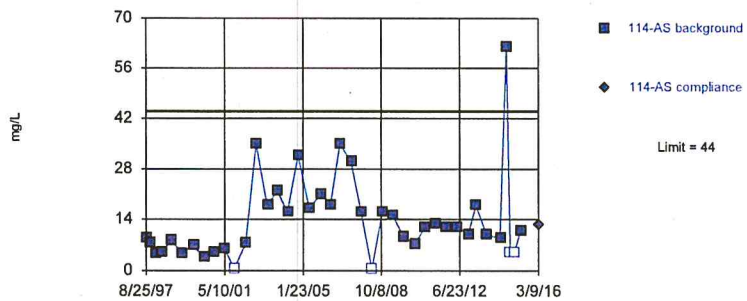

Background Data Summary (based on cube root transformation): Mean=2.244, Std. Dev.=0.6242, n=40, 10% NDs. Normality test: Shapiro Wilk @alpha = 0.01, calculated = 0.9684, critical = 0.919. Kappa = 2.076 (c=34, w=1, 1 of 2, event alpha = 0.026). Report alpha = 0.0007744. Distribution was found to be non-normal after removal of suspect values, so outliers could not be indentified.

Constituent: Total Organic Carbon [TOC] Analysis Run 5/3/2016 8:13 AM
Bridgeton LF Client: RSI Data: BRIDGETON

Sanitas™ v.9.5.24 Software licensed to Jett Environmental Consulting, UG
Hollow symbols indicate censored values.

Within Limit

Prediction Limit

Intrawell Non-parametric

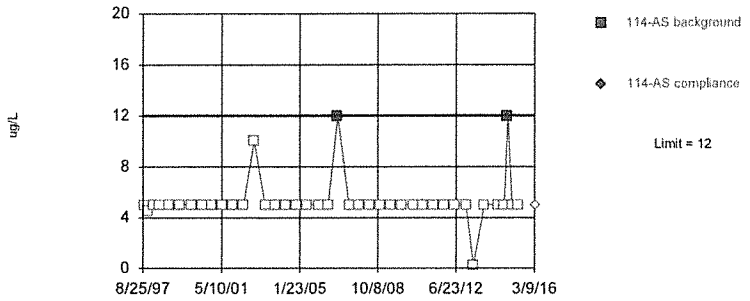

Non-parametric test used in lieu of parametric prediction limit because censored data exceeded 50%. Limit is highest of 40 background values. 95% NDs. Well-constituent pair annual alpha = 0.004602. Individual comparison alpha = 0.001152 (1 of 2). After outlier removal distribution was non-normal, so outlier results were invalidated.

Constituent: Vanadium Total Analysis Run 5/3/2016 8:13 AM

Bridgeton LF Client: RSI Data: BRIDGETON

Sanitas™ v.9.5.24 Software licensed to Jett Environmental Consulting, UG
Hollow symbols indicate censored values.

Within Limit

Prediction Limit

Intrawell Non-parametric

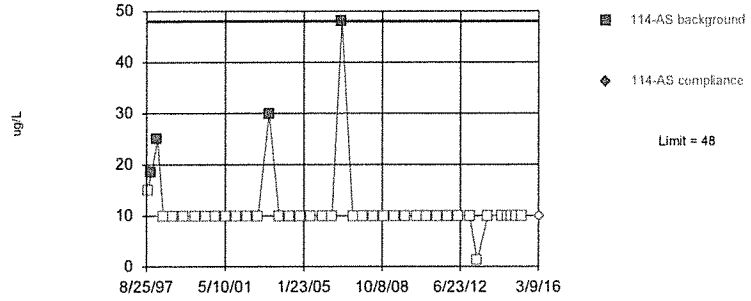

Non-parametric test used in lieu of parametric prediction limit because censored data exceeded 50%. Limit is highest of 40 background values. 90% NDs. Well-constituent pair annual alpha = 0.004602. Individual comparison alpha = 0.001152 (1 of 2). After outlier removal distribution was non-normal, so outlier results were invalidated.

Constituent: Zinc Total Analysis Run 5/3/2016 8:13 AM

Bridgeton LF Client: RSI Data: BRIDGETON

Sanitas™ v.9.5.24 Software licensed to Jett Environmental Consulting, UG
Hollow symbols indicate censored values.

Within Limit

Prediction Limit

Intrawell Parametric

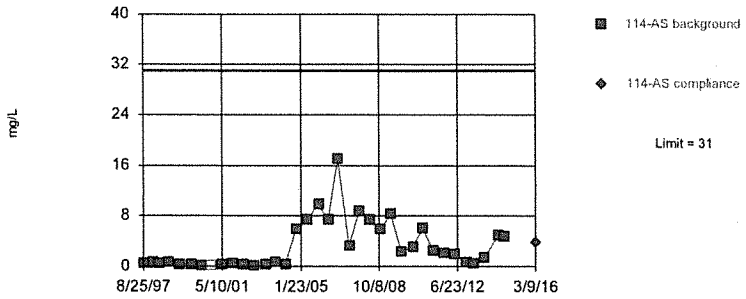

Background Data Summary (based on natural log transformation): Mean=0.2618, Std. Dev.=1.512, n=37, 2.703% NDs. Normality test: Shapiro Wilk @alpha = 0.01, calculated = 0.9423, critical = 0.914. Kappa = 2.092 (c=34, w=1, 1 of 2, event alpha = 0.026). Report alpha = 0.0007744. EPA 1989 outlier screening was performed on the background data (to establish suspected outliers for Dixon's/Rosner's). No background outliers were found.

Constituent: Ammonia as N Analysis Run 5/3/2016 8:14 AM

Bridgeton LF Client: RSI Data: BRIDGETON

Sanitas™ v.9.5.24 Software licensed to Jett Environmental Consulting, UG
Hollow symbols indicate censored values.

Within Limit

Prediction Limit

Intrawell Parametric

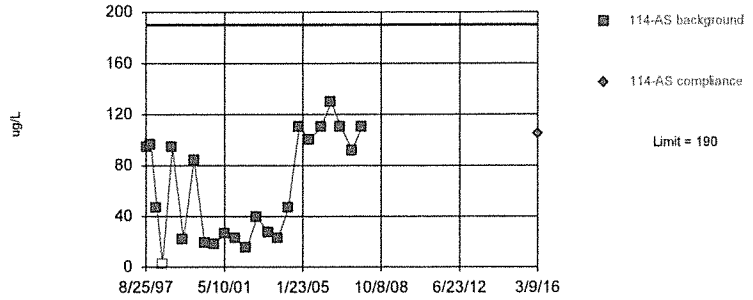

Background Data Summary (based on square root transformation): Mean=7.394, Std. Dev.=2.888, n=23, 4.348% NDs. Normality test: Shapiro Wilk @alpha = 0.01, calculated = 0.8921, critical = 0.881. Kappa = 2.224 (c=34, w=1, 1 of 2, event alpha = 0.026). Report alpha = 0.0007744. After outlier removal distribution was non-normal, so outlier results were invalidated.

Constituent: Arsenic Total Analysis Run 5/3/2016 8:14 AM

Bridgeton LF Client: RSI Data: BRIDGETON

Sanitas™ v.9.5.24 Software licensed to Jett Environmental Consulting, UG

Within Limit

Prediction Limit

Intrawell Parametric

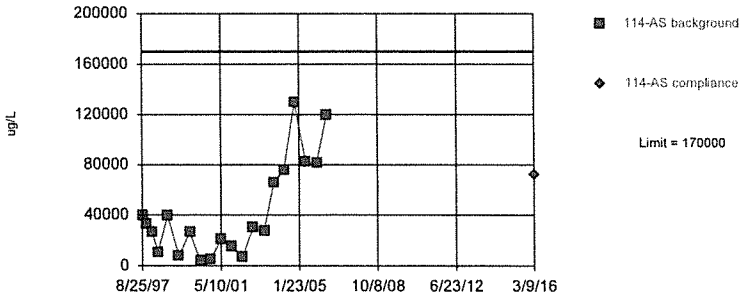

Background Data Summary (based on cube root transformation): Mean=31.84, Std. Dev.=10.42, n=20. Normality test: Shapiro Wilk @alpha = 0.01, calculated = 0.954, critical = 0.868. Kappa = 2.274 (c=34, w=1, 1 of 2, event alpha = 0.026). Report alpha = 0.0007744. EPA 1989 outlier screening was performed on the background data (to establish suspected outliers for Dixon's/Rosner's). No background outliers were found.

Constituent: Iron Total Analysis Run 5/3/2016 8:15 AM

Bridgeton LF Client: RSI Data: BRIDGETON

Sanitas™ v.9.5.24 Software licensed to Jott Environmental Consulting, UG
Hollow symbols indicate censored values.

Within Limit

Prediction Limit

Intrawell Parametric

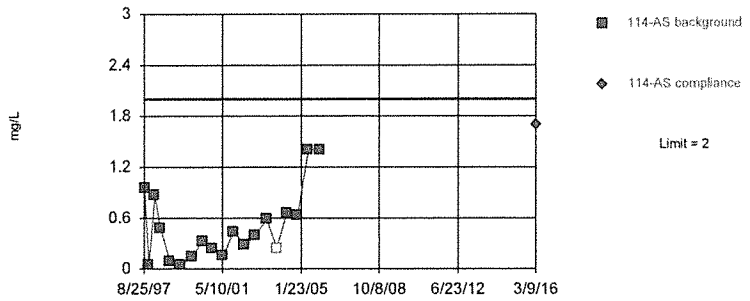

Background Data Summary (based on cube root transformation): Mean=0.7295, Std. Dev.=0.2274, n=19, 5.263% NDs. Normality test: Shapiro Wilk @alpha = 0.05, calculated = 0.9712, critical = 0.901. Kappa = 2.302 (c=34, w=1, 1 of 2, event alpha = 0.026). Report alpha = 0.0007744. EPA 1989 outlier screening was performed on the background data (to establish suspected outliers for Dixon's/Rosner's). No background outliers were found.

Constituent: Phosphorus Total Analysis Run 5/3/2016 8:15 AM

Bridgeton LF Client: RSI Data: BRIDGETON

TIME SERIES GRAPHS

Sanitas™ v.9.5.24 Software licensed to Jett Environmental Consulting. UG
Hollow symbols indicate censored values.

Time Series

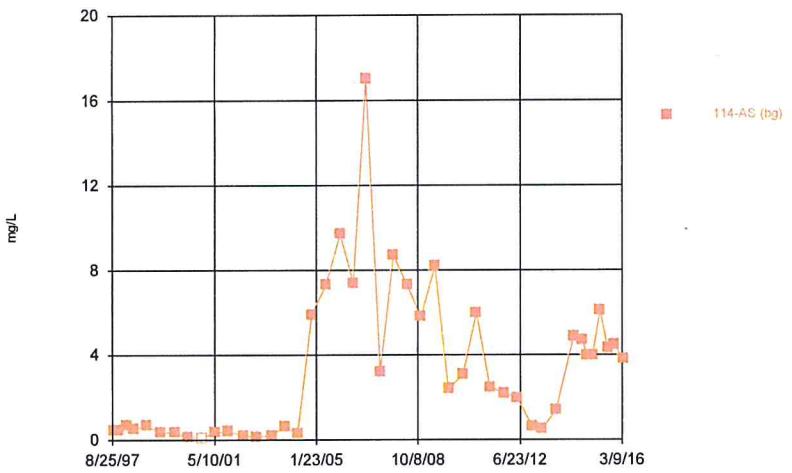

Constituent: Ammonia as N Analysis Run 5/3/2016 8:20 AM
Bridgeton LF Client: RSI Data: BRIDGETON

Sanitas™ v.9.5.24 Software licensed to Jett Environmental Consulting. UG
Hollow symbols indicate censored values.

Time Series

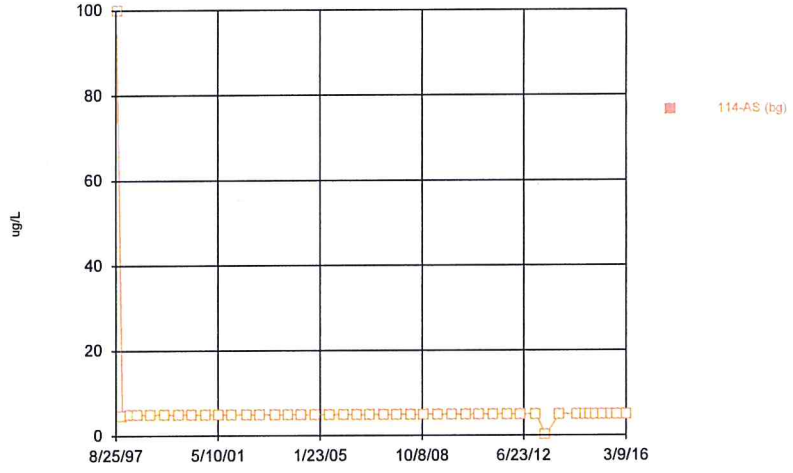

Constituent: Antimony Total Analysis Run 5/3/2016 8:20 AM
Bridgeton LF Client: RSI Data: BRIDGETON

Sanitas™ v.9.5.24 Software licensed to Jett Environmental Consulting. UG
Hollow symbols indicate censored values.

Time Series

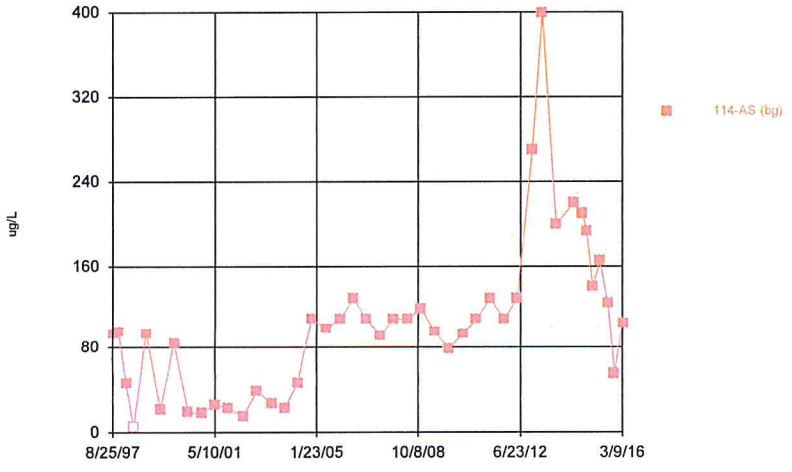

Constituent: Arsenic Total Analysis Run 5/3/2016 8:20 AM
Bridgeton LF Client: RSI Data: BRIDGETON

Sanitas™ v.9.5.24 Software licensed to Jett Environmental Consulting. UG

Time Series

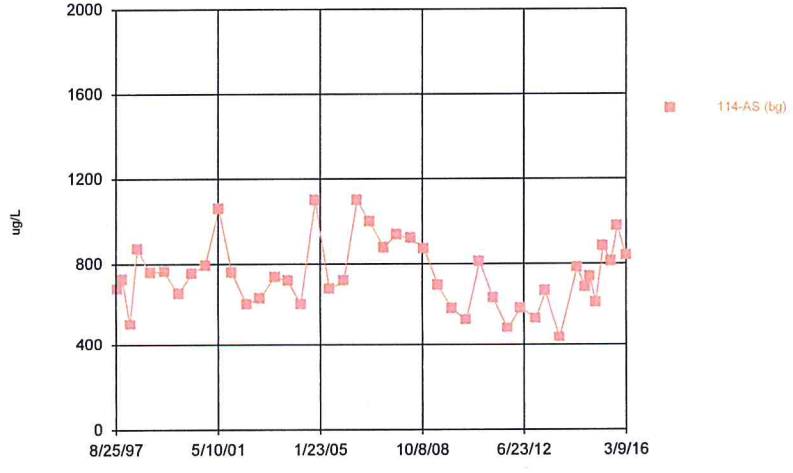

Constituent: Barium Total Analysis Run 5/3/2016 8:20 AM
Bridgeton LF Client: RSI Data: BRIDGETON

Sanitas™ v.9.5.24 Software licensed to Jett Environmental Consulting. UG
Hollow symbols indicate censored values.

Time Series

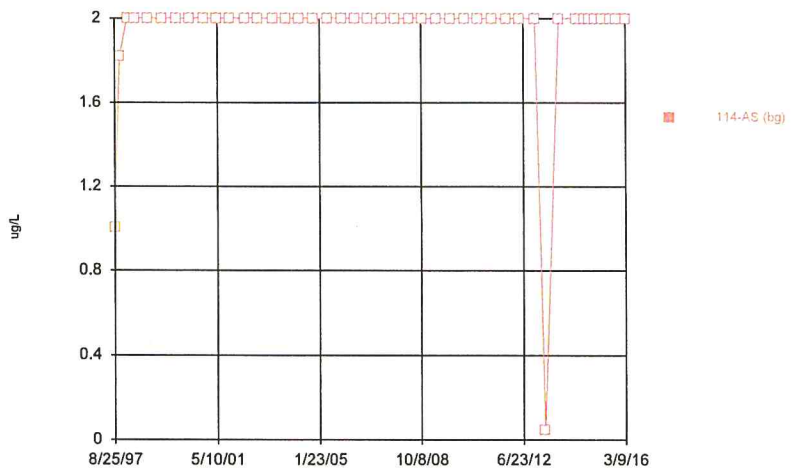

Constituent: Beryllium Total Analysis Run 5/3/2016 8:20 AM
Bridgeton LF Client: RSI Data: BRIDGETON

Sanitas™ v.9.5.24 Software licensed to Jett Environmental Consulting. UG

Time Series

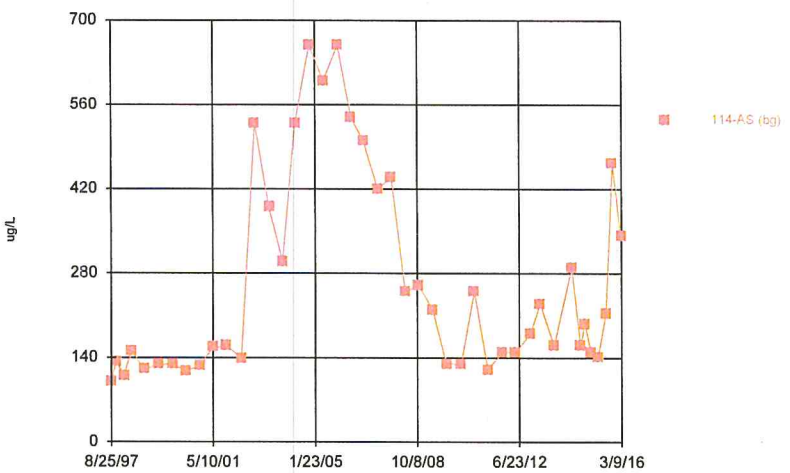

Constituent: Boron Total Analysis Run 5/3/2016 8:20 AM
Bridgeton LF Client: RSI Data: BRIDGETON

Sanitas™ v.9.5.24 Software licensed to Jett Environmental Consulting. UG
Hollow symbols indicate censored values.

Time Series

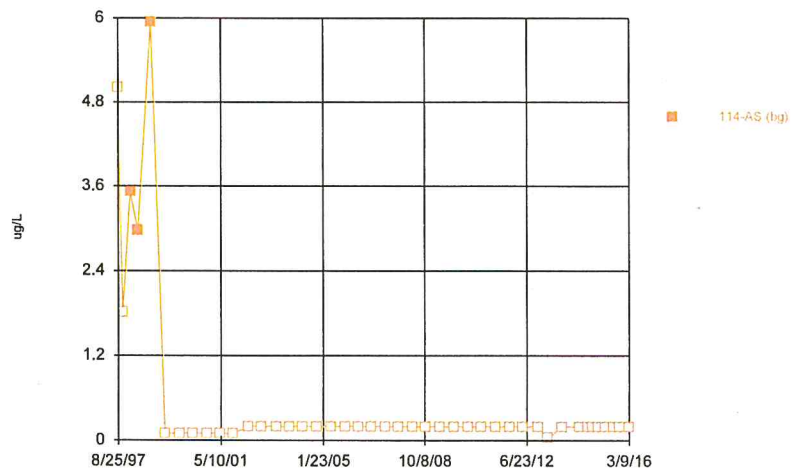

Constituent: Cadmium Total Analysis Run 5/3/2016 8:20 AM
Bridgeton LF Client: RSI Data: BRIDGETON

Sanitas™ v.9.5.24 Software licensed to Jett Environmental Consulting. UG

Time Series

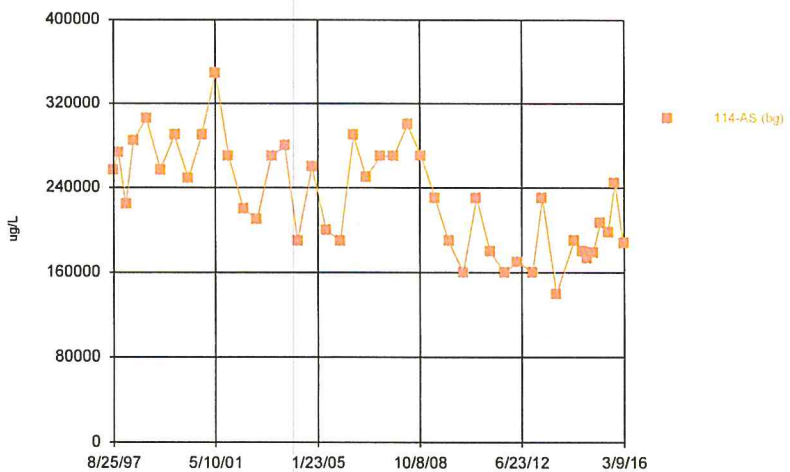

Constituent: Calcium Total Analysis Run 5/3/2016 8:20 AM
Bridgeton LF Client: RSI Data: BRIDGETON

Sanitas™ v.9.5.24 Software licensed to Jett Environmental Consulting, UG
Hollow symbols indicate censored values.

Time Series

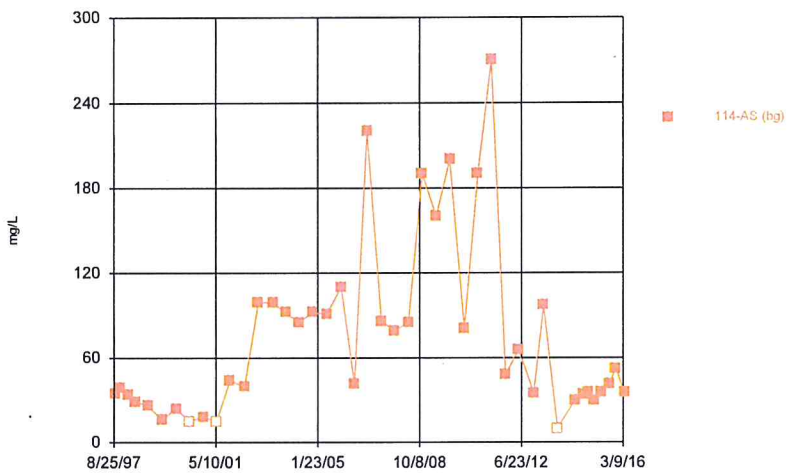

Constituent: Chemical Oxygen Demand [COD] Analysis Run 5/3/2016 8:20 AM
Bridgeton LF Client: RSI Data: BRIDGETON

Sanitas™ v.9.5.24 Software licensed to Jett Environmental Consulting, UG

Time Series

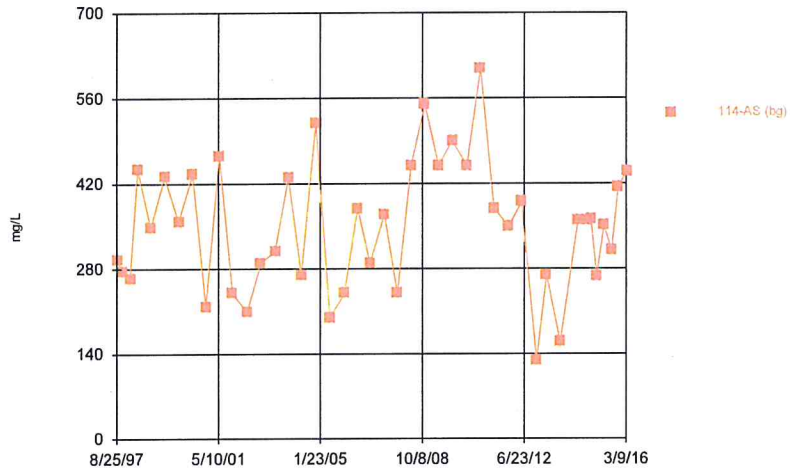

Constituent: Chloride Analysis Run 5/3/2016 8:20 AM
Bridgeton LF Client: RSI Data: BRIDGETON

Sanitas™ v.9.5.24 Software licensed to Jett Environmental Consulting, UG
Hollow symbols indicate censored values.

Time Series

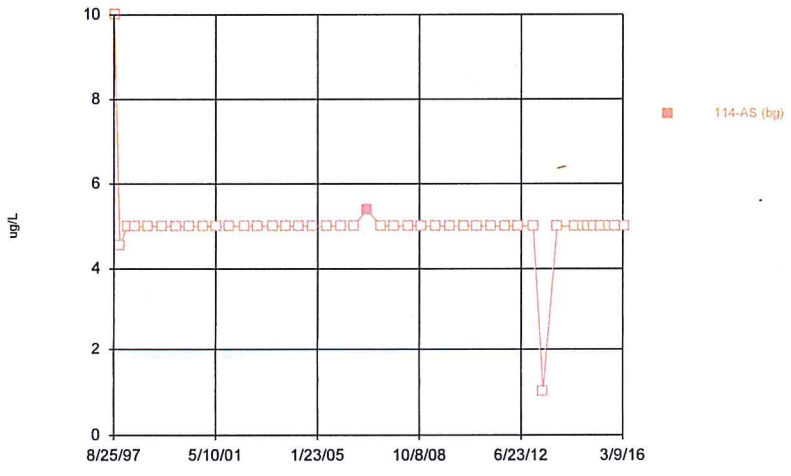

Constituent: Chromium Total Analysis Run 5/3/2016 8:20 AM
Bridgeton LF Client: RSI Data: BRIDGETON

Sanitas™ v.9.5.24 Software licensed to Jett Environmental Consulting, UG
Hollow symbols indicate censored values.

Time Series

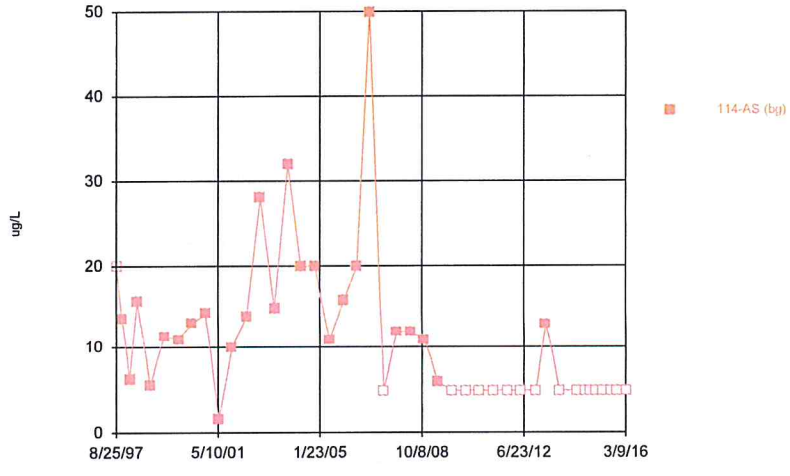

Constituent: Cobalt Total Analysis Run 5/3/2016 8:20 AM
Bridgeton LF Client: RSI Data: BRIDGETON

Sanitas™ v.9.5.24 Software licensed to Jett Environmental Consulting. UG
Hollow symbols indicate censored values.

Time Series

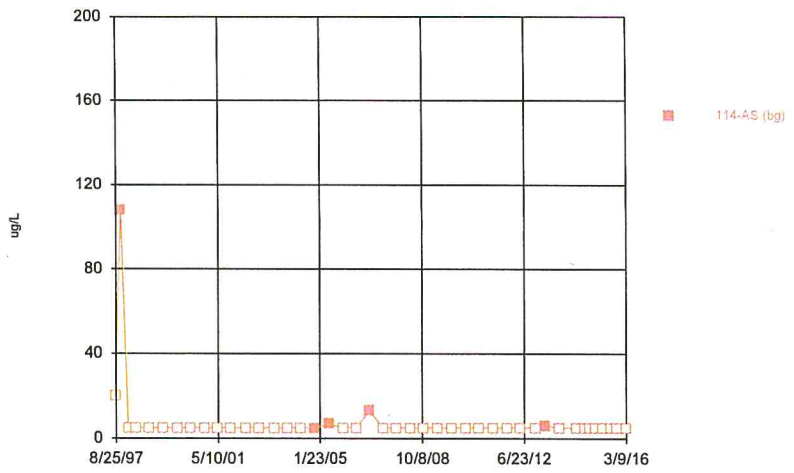

Constituent: Copper Total Analysis Run 5/3/2016 8:20 AM
Bridgeton LF Client: RSI Data: BRIDGETON

Sanitas™ v.9.5.24 Software licensed to Jett Environmental Consulting. UG
Hollow symbols indicate censored values.

Time Series

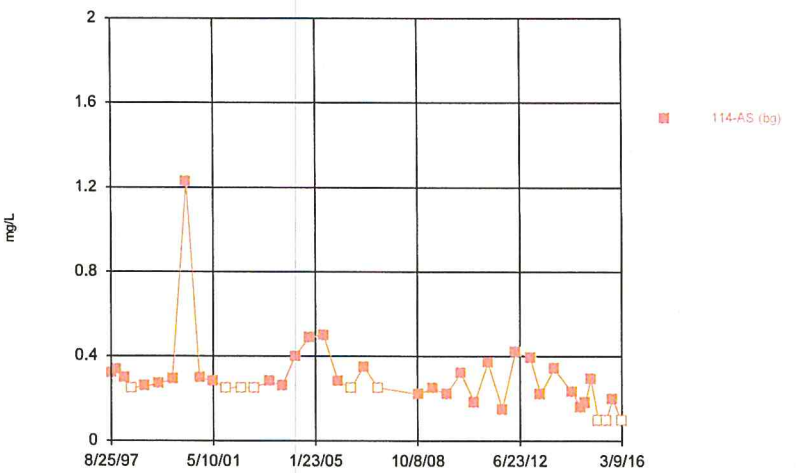

Constituent: Fluoride Analysis Run 5/3/2016 8:20 AM
Bridgeton LF Client: RSI Data: BRIDGETON

Sanitas™ v.9.5.24 Software licensed to Jett Environmental Consulting. UG

Time Series

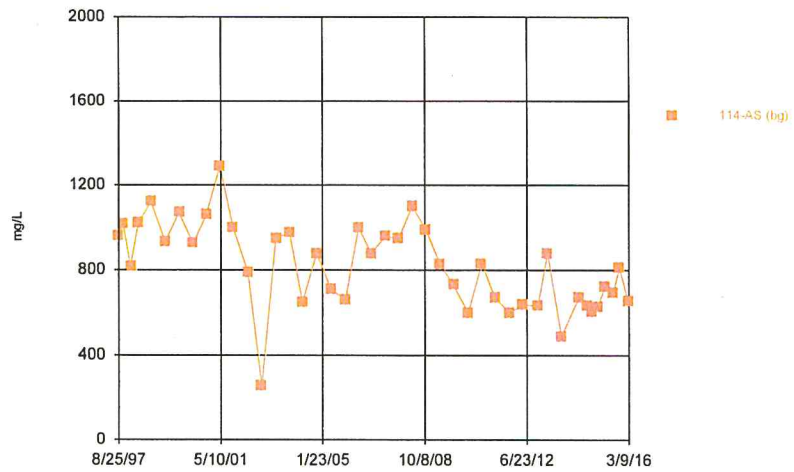

Constituent: Hardness Total Analysis Run 5/3/2016 8:20 AM
Bridgeton LF Client: RSI Data: BRIDGETON

Sanitas™ v.9.5.24 Software licensed to Jett Environmental Consulting. UG

Time Series

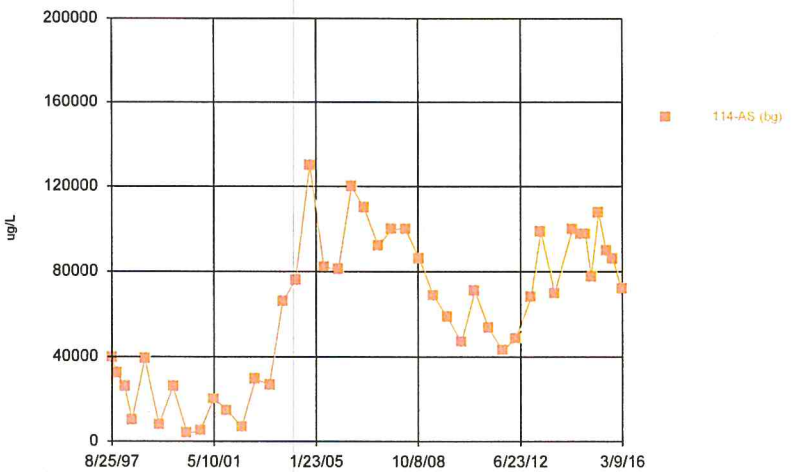

Constituent: Iron Total Analysis Run 5/3/2016 8:20 AM
Bridgeton LF Client: RSI Data: BRIDGETON

Sanitas™ v.9.5.24 Software licensed to Jett Environmental Consulting. UG
Hollow symbols indicate censored values.

Time Series

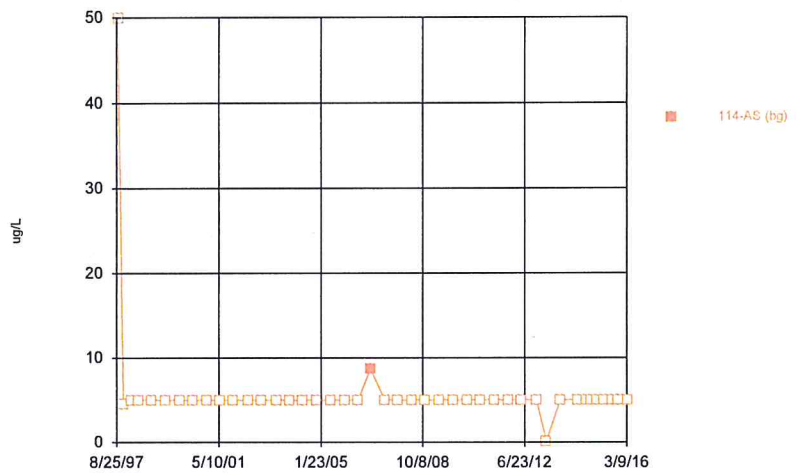

Constituent: Lead Total Analysis Run 5/3/2016 8:20 AM
Bridgeton LF Client: RSI Data: BRIDGETON

Sanitas™ v.9.5.24 Software licensed to Jett Environmental Consulting. UG

Time Series

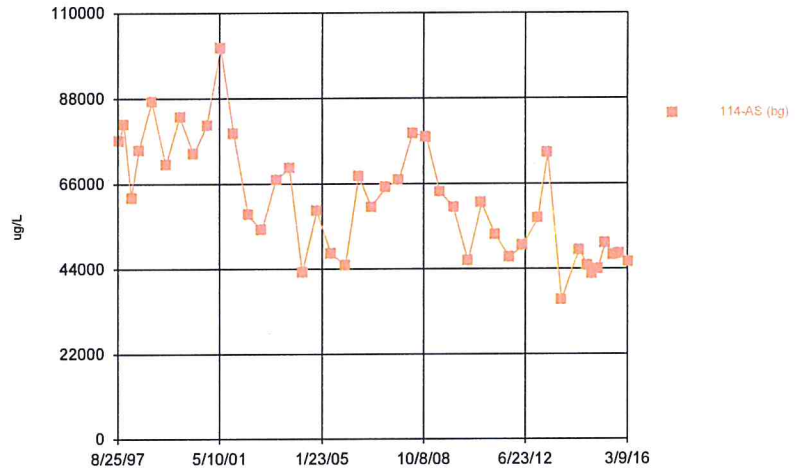

Constituent: Magnesium Total Analysis Run 5/3/2016 8:20 AM
Bridgeton LF Client: RSI Data: BRIDGETON

Sanitas™ v.9.5.24 Software licensed to Jett Environmental Consulting. UG

Time Series

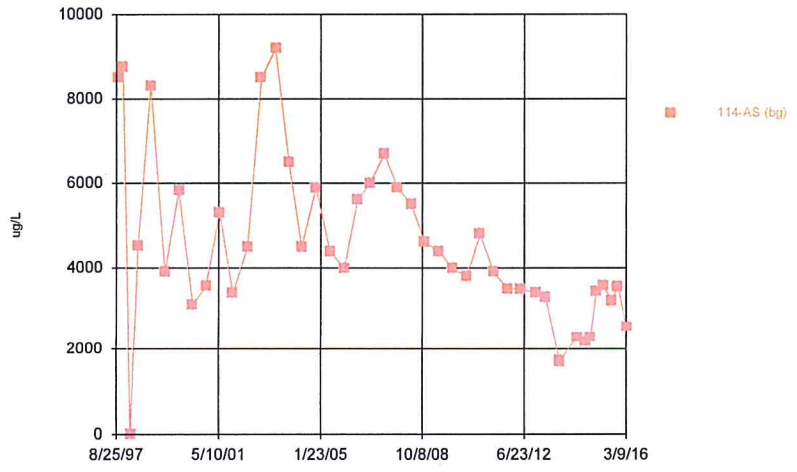

Constituent: Manganese Total Analysis Run 5/3/2016 8:20 AM
Bridgeton LF Client: RSI Data: BRIDGETON

Sanitas™ v.9.5.24 Software licensed to Jett Environmental Consulting. UG
Hollow symbols indicate censored values.

Time Series

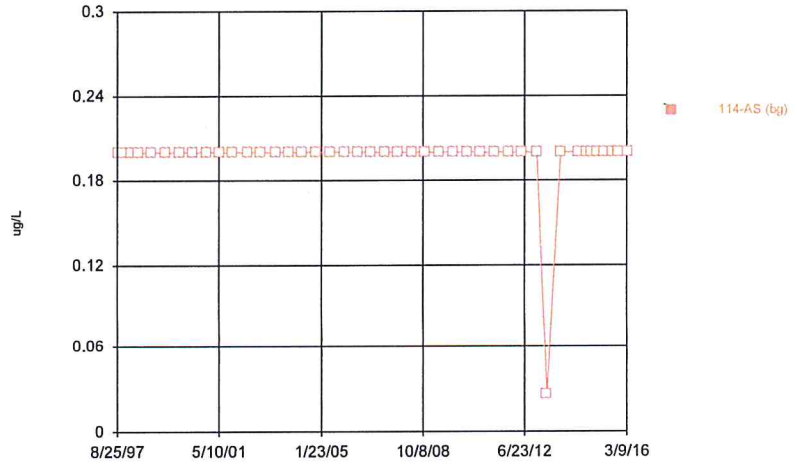

Constituent: Mercury Total Analysis Run 5/3/2016 8:20 AM
Bridgeton LF Client: RSI Data: BRIDGETON

Sanitas™ v.9.5.24 Software licensed to Jett Environmental Consulting. UG
Hollow symbols indicate censored values.

Time Series

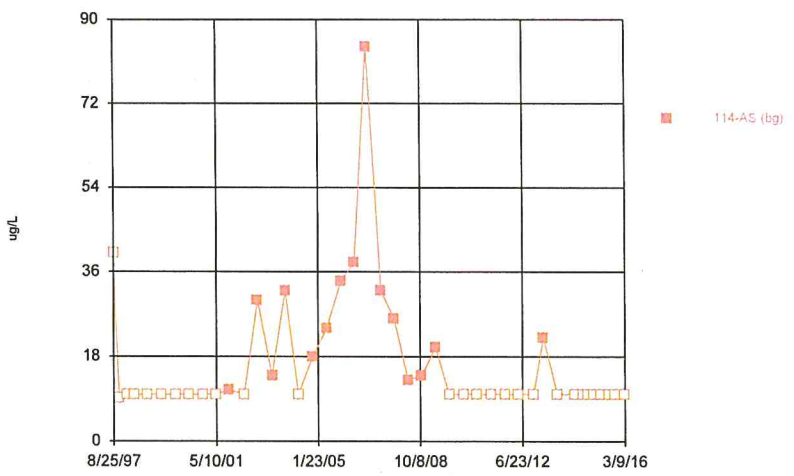

Constituent: Nickel Total Analysis Run 5/3/2016 8:20 AM
Bridgeton LF Client: RSI Data: BRIDGETON

Sanitas™ v.9.5.24 Software licensed to Jett Environmental Consulting. UG
Hollow symbols indicate censored values.

Time Series

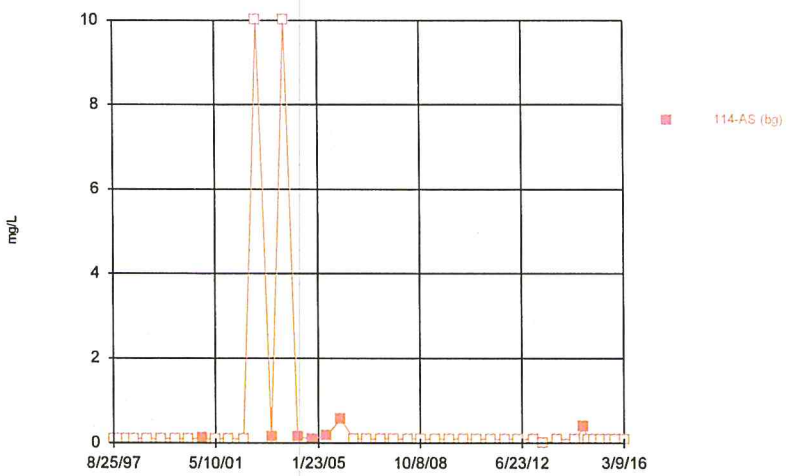

Constituent: Nitrate/Nitrite Analysis Run 5/3/2016 8:20 AM
Bridgeton LF Client: RSI Data: BRIDGETON

Sanitas™ v.9.5.24 Software licensed to Jett Environmental Consulting. UG

Time Series

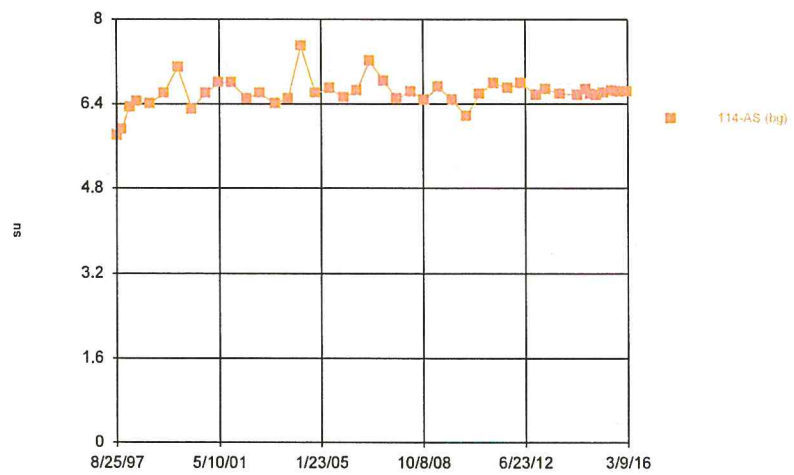

Constituent: pH [Field] Analysis Run 5/3/2016 8:20 AM
Bridgeton LF Client: RSI Data: BRIDGETON

Sanitas™ v.9.5.24 Software licensed to Jett Environmental Consulting. UG
Hollow symbols indicate censored values.

Time Series

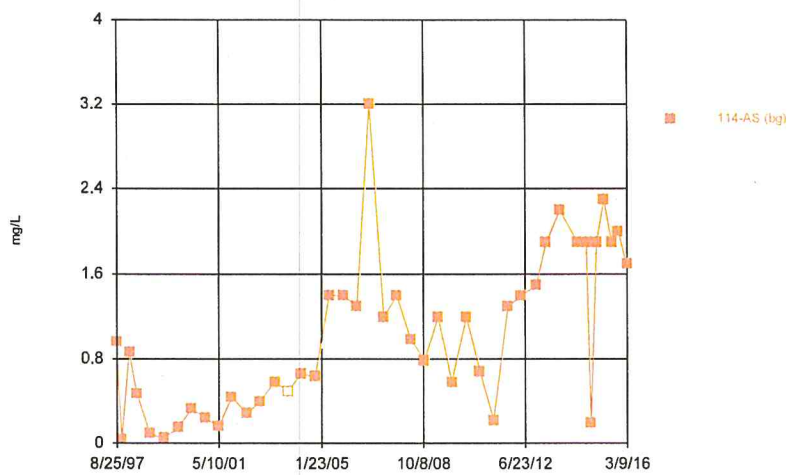

Constituent: Phosphorus Total Analysis Run 5/3/2016 8:20 AM
Bridgeton LF Client: RSI Data: BRIDGETON

Sanitas™ v.9.5.24 Software licensed to Jett Environmental Consulting. UG
Hollow symbols indicate censored values.

Time Series

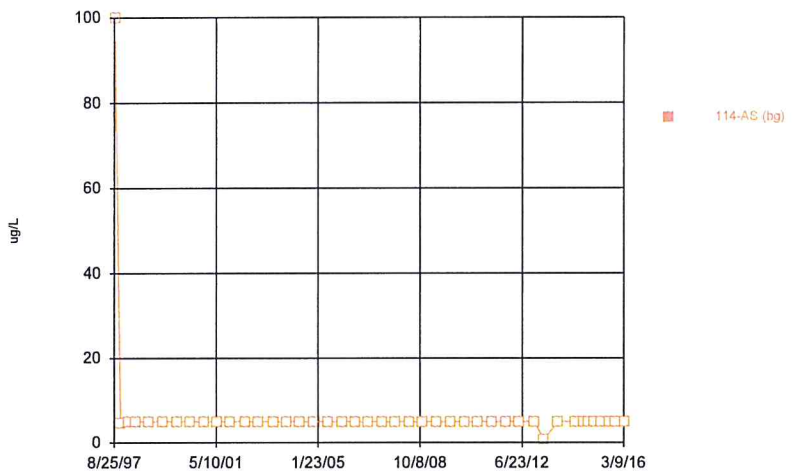

Constituent: Selenium Total Analysis Run 5/3/2016 8:20 AM
Bridgeton LF Client: RSI Data: BRIDGETON

Sanitas™ v.9.5.24 Software licensed to Jett Environmental Consulting. UG
Hollow symbols indicate censored values.

Time Series

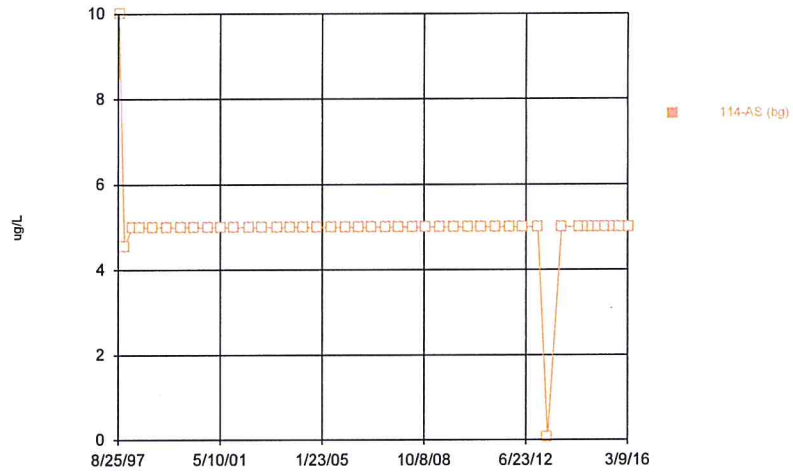

Constituent: Silver Total Analysis Run 5/3/2016 8:20 AM
Bridgeton LF Client: RSI Data: BRIDGETON

Sanitas™ v.9.5.24 Software licensed to Jett Environmental Consulting. UG

Time Series

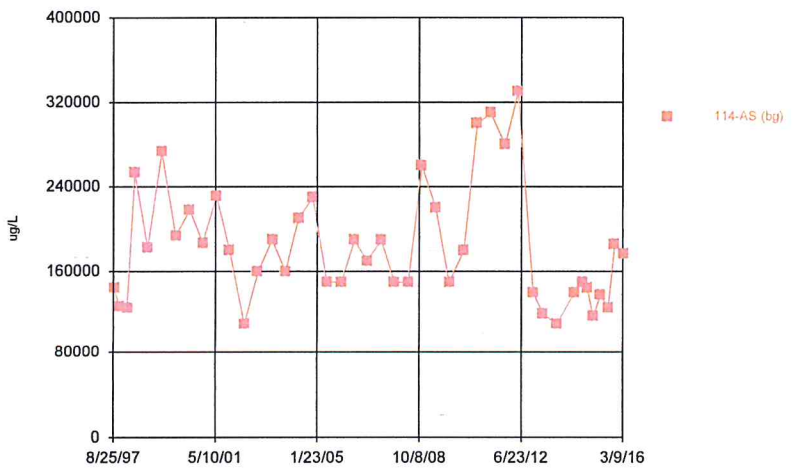

Constituent: Sodium Total Analysis Run 5/3/2016 8:20 AM
Bridgeton LF Client: RSI Data: BRIDGETON

Sanitas™ v.9.5.24 Software licensed to Jett Environmental Consulting. UG

Time Series

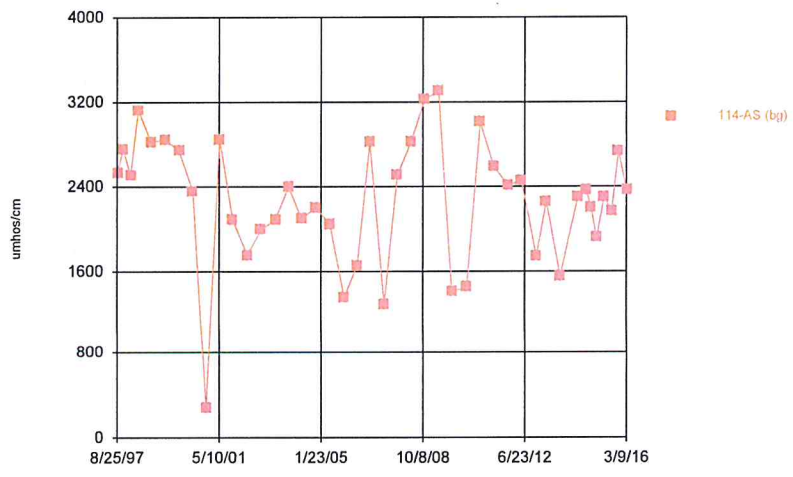

Constituent: Specific Conductance [Field] Analysis Run 5/3/2016 8:20 AM
Bridgeton LF Client: RSI Data: BRIDGETON

Sanitas™ v.9.5.24 Software licensed to Jett Environmental Consulting. UG
Hollow symbols indicate censored values.

Time Series

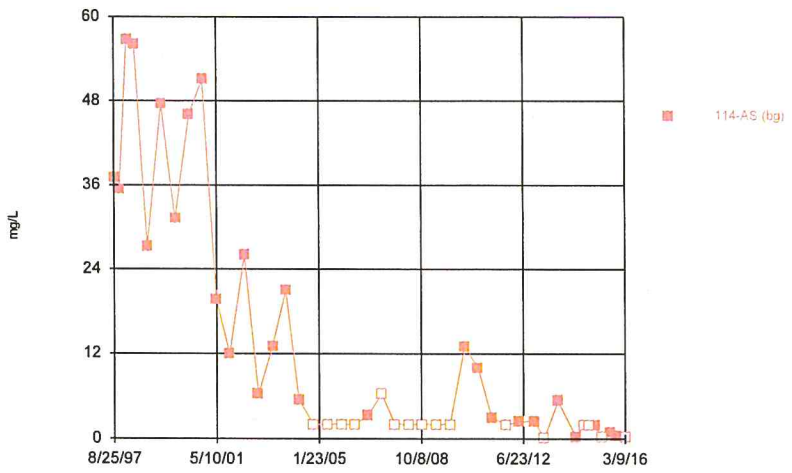

Constituent: Sulfate as SO4 Analysis Run 5/3/2016 8:20 AM
Bridgeton LF Client: RSI Data: BRIDGETON

Sanitas™ v.9.5.24 Software licensed to Jett Environmental Consulting. UG
Hollow symbols indicate censored values.

Time Series

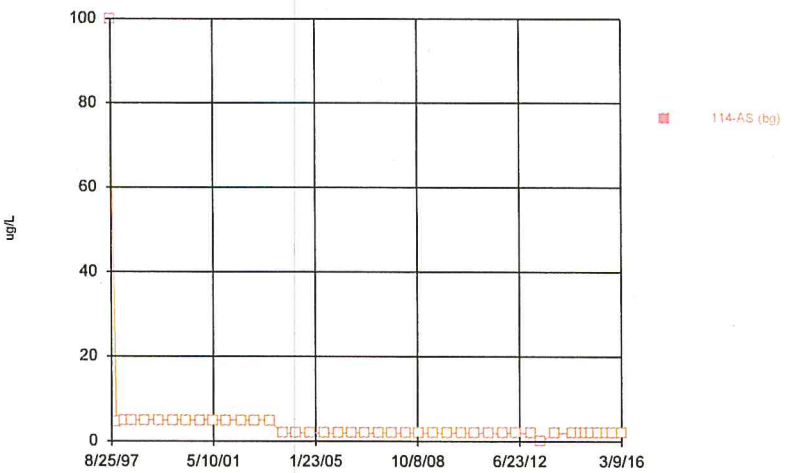

Constituent: Thallium Total Analysis Run 5/3/2016 8:20 AM
Bridgeton LF Client: RSI Data: BRIDGETON

Sanitas™ v.9.5.24 Software licensed to Jett Environmental Consulting. UG

Time Series

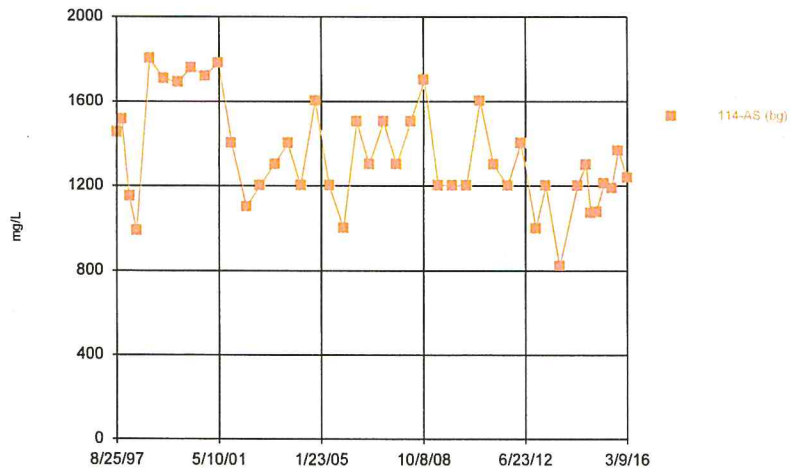

Constituent: Total Dissolved Solids [TDS] Analysis Run 5/3/2016 8:20 AM
Bridgeton LF Client: RSI Data: BRIDGETON

Sanitas™ v.9.5.24 Software licensed to Jett Environmental Consulting. UG
Hollow symbols indicate censored values.

Time Series

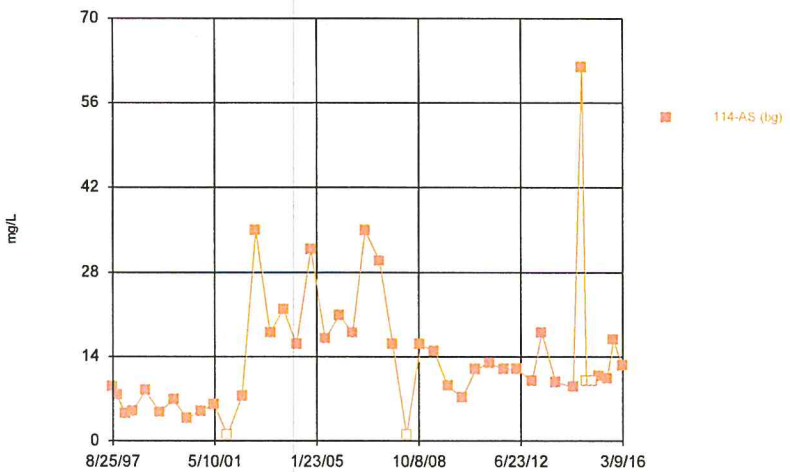

Constituent: Total Organic Carbon [TOC] Analysis Run 5/3/2016 8:20 AM
Bridgeton LF Client: RSI Data: BRIDGETON

Sanitas™ v.9.5.24 Software licensed to Jett Environmental Consulting, UG
Hollow symbols indicate censored values.

Time Series

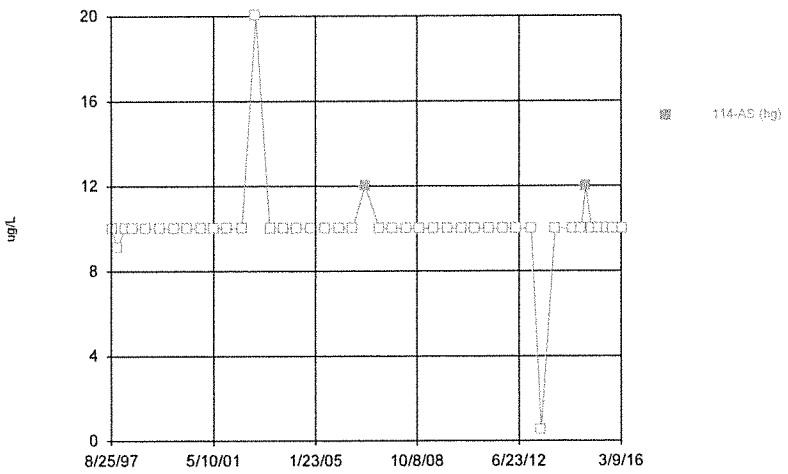

Constituent: Vanadium Total Analysis Run 5/3/2016 8:20 AM
Bridgeton LF Client: RSI Data: BRIDGETON

Sanitas™ v.9.5.24 Software licensed to Jett Environmental Consulting, UG
Hollow symbols indicate censored values.

Time Series

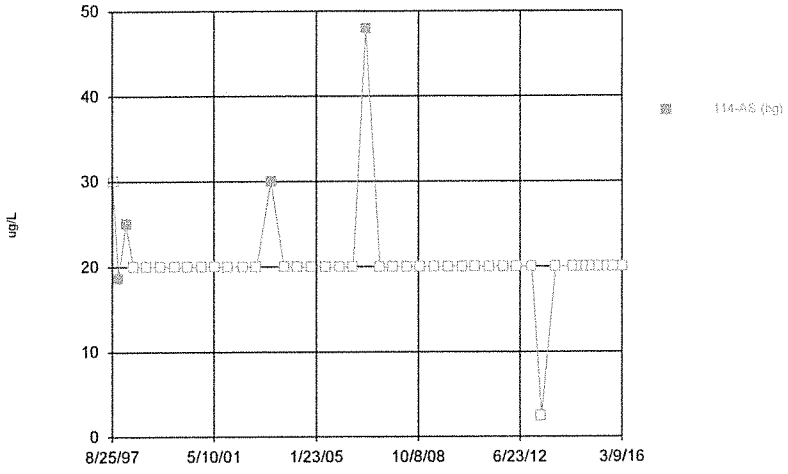

Constituent: Zinc Total Analysis Run 5/3/2016 8:20 AM
Bridgeton LF Client: RSI Data: BRIDGETON

Sanitas™ v.9.5.24 Software licensed to Jett Environmental Consulting. UG
Hollow symbols indicate censored values.

Time Series

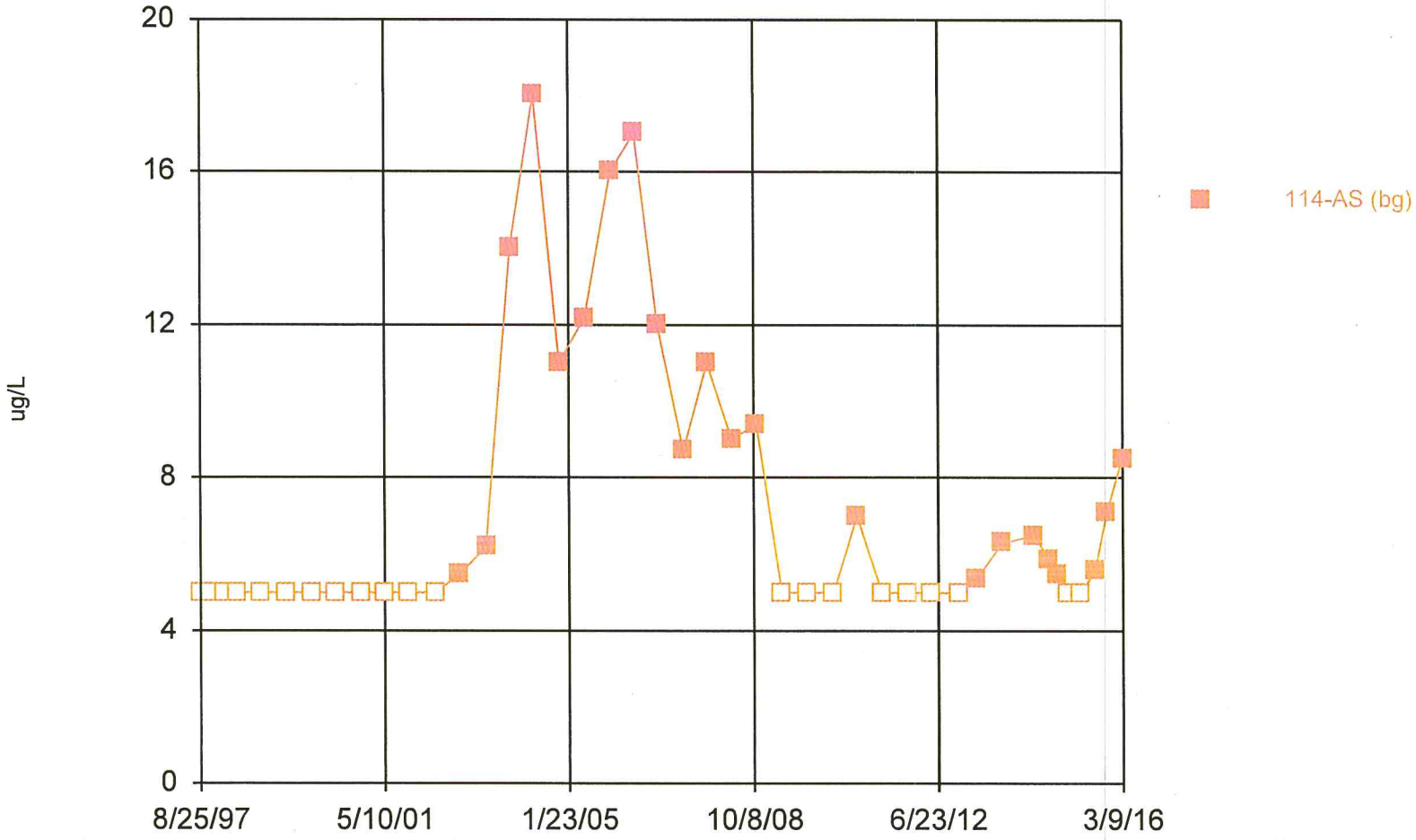

Constituent: 14-Dichlorobenzene Analysis Run 5/4/2016 9:19 AM

Bridgeton LF Client: RSI Data: BRIDGETON

Sanitas™ v.9.5.24 Software licensed to Jett Environmental Consulting. UG
Hollow symbols indicate censored values.

Time Series

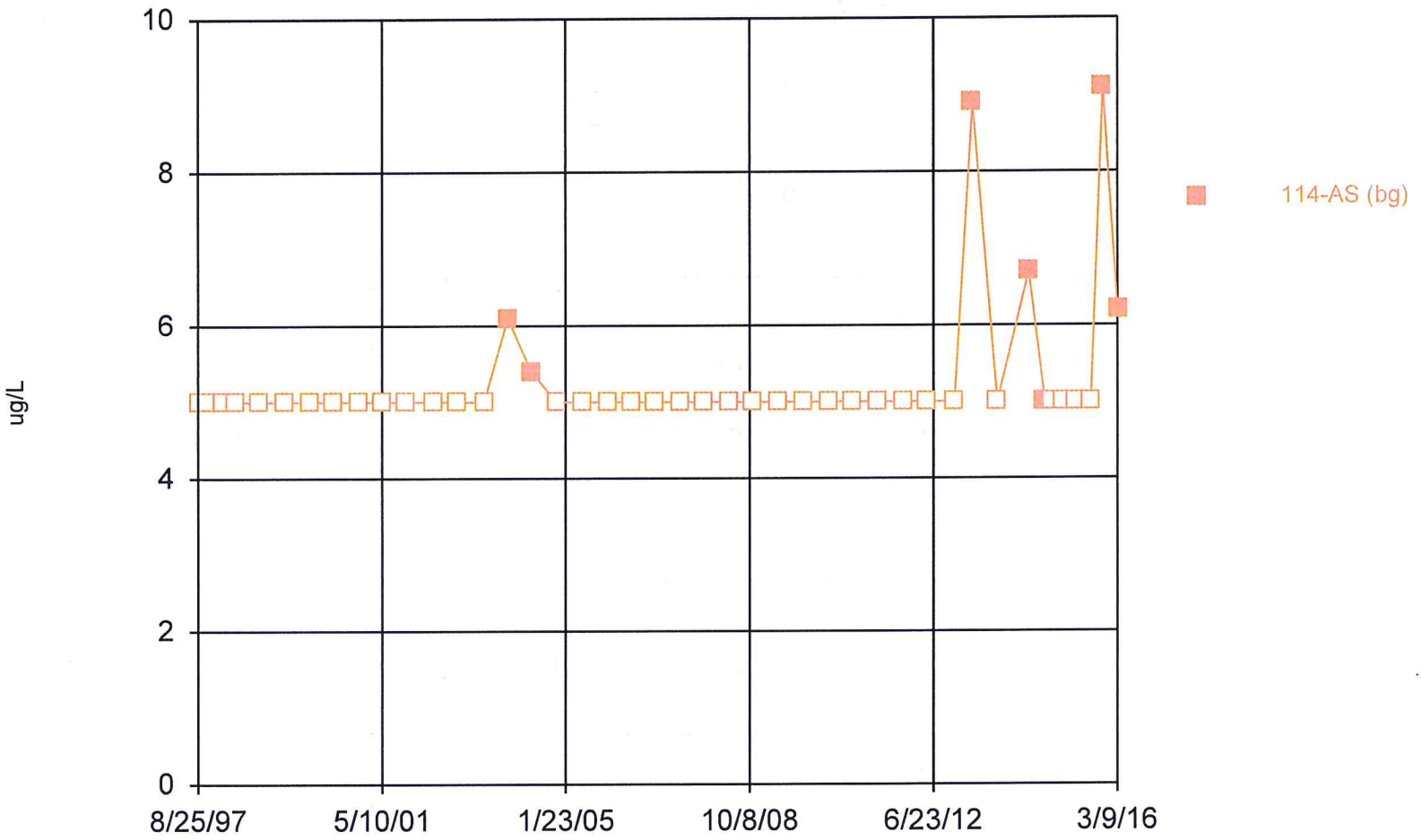

Constituent: Benzene Analysis Run 5/4/2016 9:19 AM

Bridgeton LF Client: RSI Data: BRIDGETON

Sanitas™ v.9.5.24 Software licensed to Jett Environmental Consulting. UG
Hollow symbols indicate censored values.

Time Series

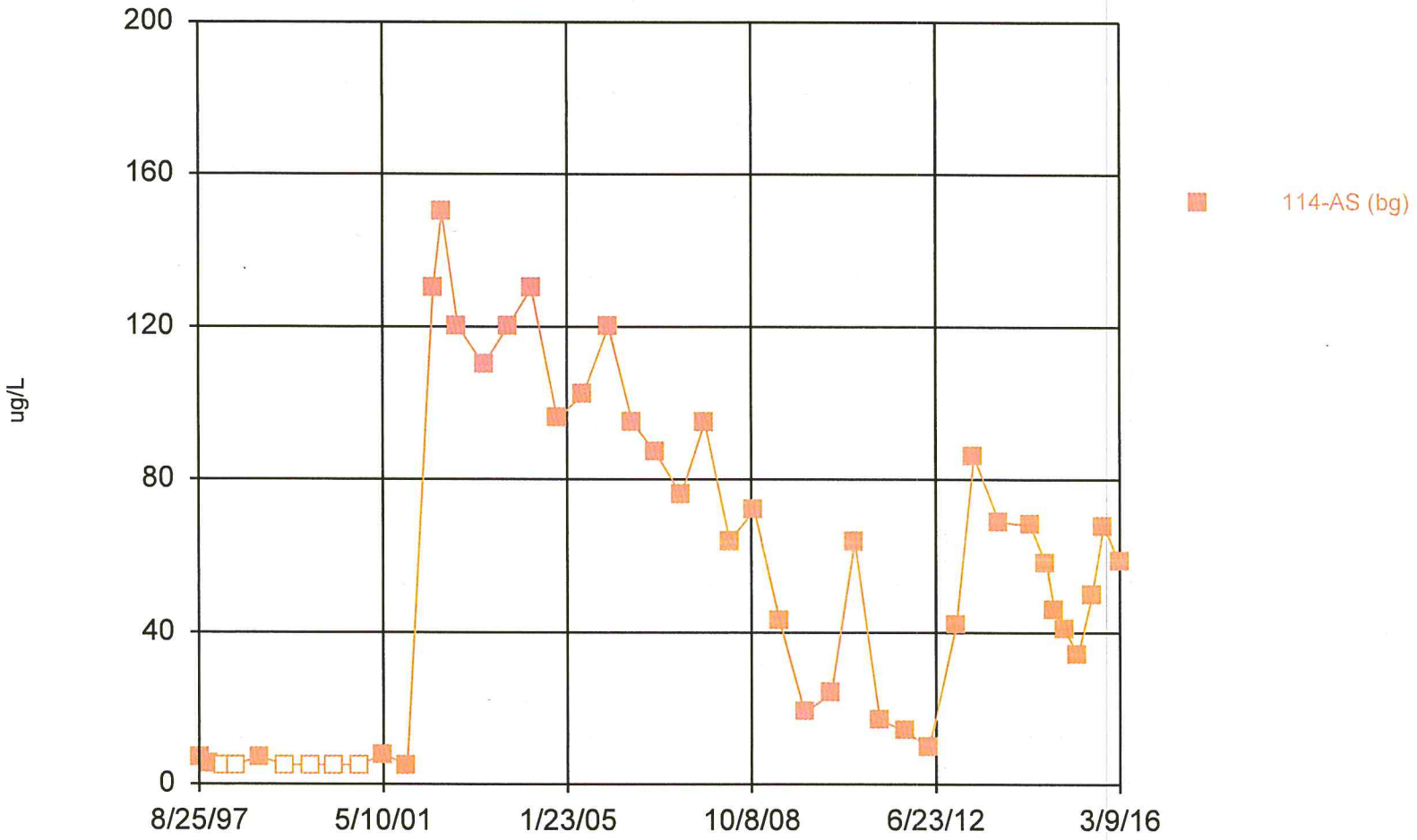

Constituent: Chlorobenzene Analysis Run 5/4/2016 9:19 AM

Bridgeton LF Client: RSI Data: BRIDGETON

APPENDIX D
STATISTICAL EVALUATIONS
ST. LOUIS FORMATION

TREND EVALUATION OF BACKGROUND DATA

Trend Test

Bridgeton LF Client: RSI Data: BRIDGETON Printed 1/7/2016, 1:16 PM

Constituent	Well	Slope	Calc.	Critical	Sig.	N	%NDs	Normality	Xform	Alpha	Method
Ammonia as N (mg/L)	100-SS (bg)	0	-51	-201	No	40	92.5	n/a	n/a	0.02	NP
Ammonia as N (mg/L)	104-SS (bg)	0	110	201	No	40	80	n/a	n/a	0.02	NP
Ammonia as N (mg/L)	105-SS (bg)	0	-138	-201	No	40	85	n/a	n/a	0.02	NP
Ammonia as N (mg/L)	106-SS (bg)	0	51	201	No	40	67.5	n/a	n/a	0.02	NP
Ammonia as N (mg/L)	109-SS (bg)	0	-62	-201	No	40	87.5	n/a	n/a	0.02	NP
Ammonia as N (mg/L)	110-SS (bg)	0.004319	82	201	No	40	5	n/a	n/a	0.02	NP
Ammonia as N (mg/L)	115-SS (bg)	0	30	201	No	40	67.5	n/a	n/a	0.02	NP
Ammonia as N (mg/L)	201A-SS (bg)	0	-47	-201	No	40	90	n/a	n/a	0.02	NP
Ammonia as N (mg/L)	205-SS (bg)	0	-95	-201	No	40	90	n/a	n/a	0.02	NP
Antimony Total (ug/L)	100-SS (bg)	0	-22	-201	No	40	97.5	n/a	n/a	0.02	NP
Antimony Total (ug/L)	104-SS (bg)	0	11	201	No	40	100	n/a	n/a	0.02	NP
Antimony Total (ug/L)	105-SS (bg)	0	-65	-201	No	40	100	n/a	n/a	0.02	NP
Antimony Total (ug/L)	106-SS (bg)	0	11	201	No	40	100	n/a	n/a	0.02	NP
Antimony Total (ug/L)	109-SS (bg)	0	-100	-201	No	40	97.5	n/a	n/a	0.02	NP
Antimony Total (ug/L)	110-SS (bg)	0	46	201	No	40	100	n/a	n/a	0.02	NP
Antimony Total (ug/L)	115-SS (bg)	0	-28	-201	No	40	100	n/a	n/a	0.02	NP
Antimony Total (ug/L)	201A-SS (bg)	0	11	201	No	40	100	n/a	n/a	0.02	NP
Antimony Total (ug/L)	205-SS (bg)	0	-28	-201	No	40	100	n/a	n/a	0.02	NP
Arsenic Total (ug/L)	100-SS (bg)	0	46	201	No	40	97.5	n/a	n/a	0.02	NP
Arsenic Total (ug/L)	104-SS (bg)	0	18	201	No	40	92.5	n/a	n/a	0.02	NP
Arsenic Total (ug/L)	105-SS (bg)	0	-65	-201	No	40	97.5	n/a	n/a	0.02	NP
Arsenic Total (ug/L)	106-SS (bg)	0	89	201	No	40	55	n/a	n/a	0.02	NP
Arsenic Total (ug/L)	109-SS (bg)	0	-171	-201	No	40	90	n/a	n/a	0.02	NP
Arsenic Total (ug/L)	110-SS (bg)	0	-96	-201	No	40	92.5	n/a	n/a	0.02	NP
Arsenic Total (ug/L)	**115-SS (bg)**	**0.01852**	**211**	**201**	**Yes**	**40**	**55**	**n/a**	**n/a**	**0.02**	**NP**
Arsenic Total (ug/L)	201A-SS (bg)	0	-85	-201	No	40	87.5	n/a	n/a	0.02	NP
Arsenic Total (ug/L)	205-SS (bg)	0	-26	-201	No	40	97.5	n/a	n/a	0.02	NP
Barium Total (ug/L)	100-SS (bg)	0.1428	88	201	No	40	0	n/a	n/a	0.02	NP
Barium Total (ug/L)	**104-SS (bg)**	**0.8454**	**261**	**201**	**Yes**	**40**	**0**	**n/a**	**n/a**	**0.02**	**NP**
Barium Total (ug/L)	**105-SS (bg)**	**4.903**	**327**	**201**	**Yes**	**40**	**0**	**n/a**	**n/a**	**0.02**	**NP**
Barium Total (ug/L)	106-SS (bg)	0	59	201	No	40	0	n/a	n/a	0.02	NP
Barium Total (ug/L)	109-SS (bg)	0	-35	-201	No	40	0	n/a	n/a	0.02	NP
Barium Total (ug/L)	**110-SS (bg)**	**7.415**	**420**	**201**	**Yes**	**40**	**0**	**n/a**	**n/a**	**0.02**	**NP**
Barium Total (ug/L)	**115-SS (bg)**	**14.74**	**308**	**201**	**Yes**	**40**	**0**	**n/a**	**n/a**	**0.02**	**NP**
Barium Total (ug/L)	201A-SS (bg)	0.64	112	201	No	40	0	n/a	n/a	0.02	NP
Barium Total (ug/L)	**205-SS (bg)**	**0.4866**	**202**	**201**	**Yes**	**40**	**0**	**n/a**	**n/a**	**0.02**	**NP**
Beryllium Total (ug/L)	100-SS (bg)	0	116	201	No	40	100	n/a	n/a	0.02	NP
Beryllium Total (ug/L)	104-SS (bg)	0	81	201	No	40	100	n/a	n/a	0.02	NP
Beryllium Total (ug/L)	105-SS (bg)	0	11	201	No	40	100	n/a	n/a	0.02	NP
Beryllium Total (ug/L)	106-SS (bg)	0	81	201	No	40	100	n/a	n/a	0.02	NP
Beryllium Total (ug/L)	109-SS (bg)	0	48	201	No	40	100	n/a	n/a	0.02	NP
Beryllium Total (ug/L)	110-SS (bg)	0	116	201	No	40	100	n/a	n/a	0.02	NP
Beryllium Total (ug/L)	115-SS (bg)	0	48	201	No	40	100	n/a	n/a	0.02	NP
Beryllium Total (ug/L)	201A-SS (bg)	0	81	201	No	40	100	n/a	n/a	0.02	NP
Beryllium Total (ug/L)	205-SS (bg)	0	48	201	No	40	100	n/a	n/a	0.02	NP
Boron Total (ug/L)	**100-SS (bg)**	**1.059**	**234**	**201**	**Yes**	**40**	**10**	**n/a**	**n/a**	**0.02**	**NP**
Boron Total (ug/L)	**104-SS (bg)**	**3.228**	**377**	**201**	**Yes**	**40**	**20**	**n/a**	**n/a**	**0.02**	**NP**
Boron Total (ug/L)	105-SS (bg)	0	-27	-201	No	40	100	n/a	n/a	0.02	NP
Boron Total (ug/L)	106-SS (bg)	0	-27	-201	No	40	100	n/a	n/a	0.02	NP
Boron Total (ug/L)	109-SS (bg)	-0.3624	-57	-201	No	40	0	n/a	n/a	0.02	NP

Trend Test

Bridgeton LF Client: RSI Data: BRIDGETON Printed 1/7/2016, 1:16 PM

Constituent	Well	Slope	Calc.	Critical	Sig.	N	%NDs	Normality	Xform	Alpha	Method
Boron Total (ug/L)	110-SS (bg)	-0.6411	-87	-201	No	40	2.5	n/a	n/a	0.02	NP
Boron Total (ug/L)	**115-SS (bg)**	**12.11**	**266**	**201**	**Yes**	**40**	**27.5**	**n/a**	**n/a**	**0.02**	**NP**
Boron Total (ug/L)	201A-SS (bg)	0	-27	-201	No	40	100	n/a	n/a	0.02	NP
Boron Total (ug/L)	205-SS (bg)	0	-63	-201	No	40	97.5	n/a	n/a	0.02	NP
Cadmium Total (ug/L)	100-SS (bg)	0	-61	-201	No	40	97.5	n/a	n/a	0.02	NP
Cadmium Total (ug/L)	104-SS (bg)	0	-35	-201	No	40	100	n/a	n/a	0.02	NP
Cadmium Total (ug/L)	105-SS (bg)	0	-92	-201	No	40	97.5	n/a	n/a	0.02	NP
Cadmium Total (ug/L)	106-SS (bg)	0	-63	-201	No	40	95	n/a	n/a	0.02	NP
Cadmium Total (ug/L)	109-SS (bg)	0	-87	-201	No	40	95	n/a	n/a	0.02	NP
Cadmium Total (ug/L)	110-SS (bg)	0	-34	-201	No	40	100	n/a	n/a	0.02	NP
Cadmium Total (ug/L)	115-SS (bg)	0	-89	-201	No	40	95	n/a	n/a	0.02	NP
Cadmium Total (ug/L)	201A-SS (bg)	0	-66	-201	No	40	97.5	n/a	n/a	0.02	NP
Cadmium Total (ug/L)	205-SS (bg)	0	-165	-201	No	40	87.5	n/a	n/a	0.02	NP
Calcium Total (ug/L)	100-SS (bg)	-114.8	-79	-201	No	40	0	n/a	n/a	0.02	NP
Calcium Total (ug/L)	104-SS (bg)	243.6	118	201	No	40	0	n/a	n/a	0.02	NP
Calcium Total (ug/L)	**105-SS (bg)**	**1908**	**403**	**201**	**Yes**	**40**	**0**	**n/a**	**n/a**	**0.02**	**NP**
Calcium Total (ug/L)	**106-SS (bg)**	**584.2**	**291**	**201**	**Yes**	**40**	**0**	**n/a**	**n/a**	**0.02**	**NP**
Calcium Total (ug/L)	109-SS (bg)	273.8	151	201	No	40	0	n/a	n/a	0.02	NP
Calcium Total (ug/L)	**110-SS (bg)**	**3124**	**313**	**201**	**Yes**	**40**	**0**	**n/a**	**n/a**	**0.02**	**NP**
Calcium Total (ug/L)	**115-SS (bg)**	**4611**	**259**	**201**	**Yes**	**40**	**0**	**n/a**	**n/a**	**0.02**	**NP**
Calcium Total (ug/L)	**201A-SS (bg)**	**941.3**	**409**	**201**	**Yes**	**40**	**0**	**n/a**	**n/a**	**0.02**	**NP**
Calcium Total (ug/L)	**205-SS (bg)**	**391**	**295**	**201**	**Yes**	**40**	**0**	**n/a**	**n/a**	**0.02**	**NP**
Chemical Oxygen Demand [COD] (m...	**100-SS (bg)**	**0**	**-301**	**-201**	**Yes**	**40**	**97.5**	**n/a**	**n/a**	**0.02**	**NP**
Chemical Oxygen Demand [COD] (m...	104-SS (bg)	0	73	201	No	40	75	n/a	n/a	0.02	NP
Chemical Oxygen Demand [COD] (m...	105-SS (bg)	0	-161	-201	No	40	75	n/a	n/a	0.02	NP
Chemical Oxygen Demand [COD] (m...	**106-SS (bg)**	**0**	**-339**	**-201**	**Yes**	**40**	**90**	**n/a**	**n/a**	**0.02**	**NP**
Chemical Oxygen Demand [COD] (m...	**109-SS (bg)**	**0**	**-268**	**-201**	**Yes**	**40**	**95**	**n/a**	**n/a**	**0.02**	**NP**
Chemical Oxygen Demand [COD] (m...	110-SS (bg)	0.5451	88	201	No	40	0	n/a	n/a	0.02	NP
Chemical Oxygen Demand [COD] (m...	115-SS (bg)	1.334	147	201	No	40	30	n/a	n/a	0.02	NP
Chemical Oxygen Demand [COD] (m...	**201A-SS (bg)**	**0**	**-366**	**-201**	**Yes**	**40**	**95**	**n/a**	**n/a**	**0.02**	**NP**
Chemical Oxygen Demand [COD] (m...	**205-SS (bg)**	**0**	**-229**	**-201**	**Yes**	**40**	**90**	**n/a**	**n/a**	**0.02**	**NP**
Chloride (mg/L)	**100-SS (bg)**	**-0.1805**	**-260**	**-201**	**Yes**	**40**	**0**	**n/a**	**n/a**	**0.02**	**NP**
Chloride (mg/L)	**104-SS (bg)**	**0.1496**	**335**	**201**	**Yes**	**40**	**40**	**n/a**	**n/a**	**0.02**	**NP**
Chloride (mg/L)	**105-SS (bg)**	**4.592**	**437**	**201**	**Yes**	**40**	**0**	**n/a**	**n/a**	**0.02**	**NP**
Chloride (mg/L)	**106-SS (bg)**	**0.9369**	**452**	**201**	**Yes**	**40**	**2.5**	**n/a**	**n/a**	**0.02**	**NP**
Chloride (mg/L)	**109-SS (bg)**	**-0.09448**	**-319**	**-201**	**Yes**	**40**	**0**	**n/a**	**n/a**	**0.02**	**NP**
Chloride (mg/L)	**110-SS (bg)**	**2.339**	**204**	**201**	**Yes**	**40**	**2.5**	**n/a**	**n/a**	**0.02**	**NP**
Chloride (mg/L)	**115-SS (bg)**	**11.58**	**248**	**201**	**Yes**	**40**	**0**	**n/a**	**n/a**	**0.02**	**NP**
Chloride (mg/L)	**201A-SS (bg)**	**0.1287**	**491**	**201**	**Yes**	**40**	**30**	**n/a**	**n/a**	**0.02**	**NP**
Chloride (mg/L)	**205-SS (bg)**	**0.7123**	**329**	**201**	**Yes**	**40**	**2.5**	**n/a**	**n/a**	**0.02**	**NP**
Chromium Total (ug/L)	100-SS (bg)	0	-157	-201	No	40	90	n/a	n/a	0.02	NP
Chromium Total (ug/L)	104-SS (bg)	0	-180	-201	No	40	95	n/a	n/a	0.02	NP
Chromium Total (ug/L)	105-SS (bg)	0	-82	-201	No	40	97.5	n/a	n/a	0.02	NP
Chromium Total (ug/L)	106-SS (bg)	0	-83	-201	No	40	90	n/a	n/a	0.02	NP
Chromium Total (ug/L)	109-SS (bg)	0	-192	-201	No	40	82.5	n/a	n/a	0.02	NP
Chromium Total (ug/L)	110-SS (bg)	0	-190	-201	No	40	95	n/a	n/a	0.02	NP
Chromium Total (ug/L)	115-SS (bg)	0	-46	-201	No	40	97.5	n/a	n/a	0.02	NP
Chromium Total (ug/L)	201A-SS (bg)	0	-126	-201	No	40	92.5	n/a	n/a	0.02	NP
Chromium Total (ug/L)	205-SS (bg)	0	-132	-201	No	40	85	n/a	n/a	0.02	NP
Cobalt Total (ug/L)	100-SS (bg)	0	-100	-201	No	40	100	n/a	n/a	0.02	NP

Trend Test

Bridgeton LF Client: RSI Data: BRIDGETON Printed 1/7/2016, 1:16 PM

Constituent	Well	Slope	Calc.	Critical	Sig.	N	%NDs	Normality	Xform	Alpha	Method
Cobalt Total (ug/L)	104-SS (bg)	0	-135	-201	No	40	100	n/a	n/a	0.02	NP
Cobalt Total (ug/L)	105-SS (bg)	0	-65	-201	No	40	100	n/a	n/a	0.02	NP
Cobalt Total (ug/L)	106-SS (bg)	0	-135	-201	No	40	100	n/a	n/a	0.02	NP
Cobalt Total (ug/L)	109-SS (bg)	0	-28	-201	No	40	100	n/a	n/a	0.02	NP
Cobalt Total (ug/L)	110-SS (bg)	0	-170	-201	No	40	97.5	n/a	n/a	0.02	NP
Cobalt Total (ug/L)	115-SS (bg)	0.262	172	201	No	40	42.5	n/a	n/a	0.02	NP
Cobalt Total (ug/L)	201A-SS (bg)	0	-135	-201	No	40	100	n/a	n/a	0.02	NP
Cobalt Total (ug/L)	205-SS (bg)	0	-102	-201	No	40	97.5	n/a	n/a	0.02	NP
Copper Total (ug/L)	100-SS (bg)	0	-164	-201	No	40	97.5	n/a	n/a	0.02	NP
Copper Total (ug/L)	104-SS (bg)	0	-136	-201	No	40	100	n/a	n/a	0.02	NP
Copper Total (ug/L)	105-SS (bg)	0	-80	-201	No	40	97.5	n/a	n/a	0.02	NP
Copper Total (ug/L)	106-SS (bg)	0	-102	-201	No	40	95	n/a	n/a	0.02	NP
Copper Total (ug/L)	109-SS (bg)	0	-100	-201	No	40	97.5	n/a	n/a	0.02	NP
Copper Total (ug/L)	110-SS (bg)	0	-110	-201	No	40	70	n/a	n/a	0.02	NP
Copper Total (ug/L)	115-SS (bg)	0	-72	-201	No	40	82.5	n/a	n/a	0.02	NP
Copper Total (ug/L)	201A-SS (bg)	0	-138	-201	No	40	97.5	n/a	n/a	0.02	NP
Copper Total (ug/L)	205-SS (bg)	0	-25	-201	No	40	90	n/a	n/a	0.02	NP
Fluoride (mg/L)	**100-SS (bg)**	**-0.00...**	**-214**	**-186**	**Yes**	**38**	**2.632**	**n/a**	**n/a**	**0.02**	**NP**
Fluoride (mg/L)	104-SS (bg)	0	-1	-186	No	38	2.632	n/a	n/a	0.02	NP
Fluoride (mg/L)	**105-SS (bg)**	**-0.01749**	**-384**	**-186**	**Yes**	**38**	**0**	**n/a**	**n/a**	**0.02**	**NP**
Fluoride (mg/L)	106-SS (bg)	-0.00...	-94	-186	No	38	0	n/a	n/a	0.02	NP
Fluoride (mg/L)	**109-SS (bg)**	**0.0198**	**264**	**186**	**Yes**	**38**	**0**	**n/a**	**n/a**	**0.02**	**NP**
Fluoride (mg/L)	**110-SS (bg)**	**-0.01819**	**-375**	**-186**	**Yes**	**38**	**0**	**n/a**	**n/a**	**0.02**	**NP**
Fluoride (mg/L)	**115-SS (bg)**	**-0.05116**	**-340**	**-186**	**Yes**	**38**	**0**	**n/a**	**n/a**	**0.02**	**NP**
Fluoride (mg/L)	**201A-SS (bg)**	**-0.00...**	**-341**	**-186**	**Yes**	**38**	**0**	**n/a**	**n/a**	**0.02**	**NP**
Fluoride (mg/L)	**205-SS (bg)**	**-0.00...**	**-188**	**-186**	**Yes**	**38**	**0**	**n/a**	**n/a**	**0.02**	**NP**
Hardness Total (mg/L)	100-SS (bg)	0	7	201	No	40	0	n/a	n/a	0.02	NP
Hardness Total (mg/L)	104-SS (bg)	1.426	170	201	No	40	0	n/a	n/a	0.02	NP
Hardness Total (mg/L)	**105-SS (bg)**	**9.008**	**387**	**201**	**Yes**	**40**	**0**	**n/a**	**n/a**	**0.02**	**NP**
Hardness Total (mg/L)	**106-SS (bg)**	**2.804**	**278**	**201**	**Yes**	**40**	**0**	**n/a**	**n/a**	**0.02**	**NP**
Hardness Total (mg/L)	109-SS (bg)	1.292	165	201	No	40	0	n/a	n/a	0.02	NP
Hardness Total (mg/L)	**110-SS (bg)**	**10.01**	**287**	**201**	**Yes**	**40**	**0**	**n/a**	**n/a**	**0.02**	**NP**
Hardness Total (mg/L)	**115-SS (bg)**	**18.87**	**276**	**201**	**Yes**	**40**	**0**	**n/a**	**n/a**	**0.02**	**NP**
Hardness Total (mg/L)	**201A-SS (bg)**	**4.532**	**349**	**201**	**Yes**	**40**	**0**	**n/a**	**n/a**	**0.02**	**NP**
Hardness Total (mg/L)	**205-SS (bg)**	**3.993**	**352**	**201**	**Yes**	**40**	**0**	**n/a**	**n/a**	**0.02**	**NP**
Iron Total (ug/L)	100-SS (bg)	0	-28	-201	No	40	25	n/a	n/a	0.02	NP
Iron Total (ug/L)	**104-SS (bg)**	**-116.2**	**-276**	**-201**	**Yes**	**40**	**0**	**n/a**	**n/a**	**0.02**	**NP**
Iron Total (ug/L)	105-SS (bg)	-44.5	-178	-201	No	40	0	n/a	n/a	0.02	NP
Iron Total (ug/L)	**106-SS (bg)**	**51.01**	**414**	**201**	**Yes**	**40**	**0**	**n/a**	**n/a**	**0.02**	**NP**
Iron Total (ug/L)	**109-SS (bg)**	**-18.82**	**-357**	**-201**	**Yes**	**40**	**5**	**n/a**	**n/a**	**0.02**	**NP**
Iron Total (ug/L)	110-SS (bg)	107.5	166	201	No	40	2.5	n/a	n/a	0.02	NP
Iron Total (ug/L)	**115-SS (bg)**	**100.5**	**332**	**201**	**Yes**	**40**	**0**	**n/a**	**n/a**	**0.02**	**NP**
Iron Total (ug/L)	201A-SS (bg)	-24.18	-189	-201	No	40	0	n/a	n/a	0.02	NP
Iron Total (ug/L)	205-SS (bg)	-33.55	-182	-201	No	40	0	n/a	n/a	0.02	NP
Lead Total (ug/L)	100-SS (bg)	0	-93	-201	No	40	95	n/a	n/a	0.02	NP
Lead Total (ug/L)	104-SS (bg)	0	-62	-201	No	40	95	n/a	n/a	0.02	NP
Lead Total (ug/L)	105-SS (bg)	0	-65	-201	No	40	100	n/a	n/a	0.02	NP
Lead Total (ug/L)	106-SS (bg)	0	11	201	No	40	100	n/a	n/a	0.02	NP
Lead Total (ug/L)	109-SS (bg)	0	-100	-201	No	40	97.5	n/a	n/a	0.02	NP
Lead Total (ug/L)	110-SS (bg)	0	46	201	No	40	100	n/a	n/a	0.02	NP

Trend Test

Bridgeton LF Client: RSI Data: BRIDGETON Printed 1/7/2016, 1:16 PM

Constituent	Well	Slope	Calc.	Critical	Sig.	N	%NDs	Normality	Xform	Alpha	Method
Lead Total (ug/L)	115-SS (bg)	0	-28	-201	No	40	100	n/a	n/a	0.02	NP
Lead Total (ug/L)	201A-SS (bg)	0	-132	-201	No	40	95	n/a	n/a	0.02	NP
Lead Total (ug/L)	205-SS (bg)	0	-16	-201	No	40	87.5	n/a	n/a	0.02	NP
Magnesium Total (ug/L)	100-SS (bg)	175.4	165	201	No	40	0	n/a	n/a	0.02	NP
Magnesium Total (ug/L)	**104-SS (bg)**	**266.6**	**263**	**201**	**Yes**	**40**	**0**	**n/a**	**n/a**	**0.02**	**NP**
Magnesium Total (ug/L)	**105-SS (bg)**	**937**	**399**	**201**	**Yes**	**40**	**0**	**n/a**	**n/a**	**0.02**	**NP**
Magnesium Total (ug/L)	**106-SS (bg)**	**346.9**	**326**	**201**	**Yes**	**40**	**0**	**n/a**	**n/a**	**0.02**	**NP**
Magnesium Total (ug/L)	109-SS (bg)	96.8	100	201	No	40	0	n/a	n/a	0.02	NP
Magnesium Total (ug/L)	**110-SS (bg)**	**851.4**	**291**	**201**	**Yes**	**40**	**0**	**n/a**	**n/a**	**0.02**	**NP**
Magnesium Total (ug/L)	**115-SS (bg)**	**1502**	**244**	**201**	**Yes**	**40**	**0**	**n/a**	**n/a**	**0.02**	**NP**
Magnesium Total (ug/L)	**201A-SS (bg)**	**642.5**	**444**	**201**	**Yes**	**40**	**0**	**n/a**	**n/a**	**0.02**	**NP**
Magnesium Total (ug/L)	**205-SS (bg)**	**484.6**	**412**	**201**	**Yes**	**40**	**0**	**n/a**	**n/a**	**0.02**	**NP**
Manganese Total (ug/L)	**100-SS (bg)**	**0**	**-215**	**-201**	**Yes**	**40**	**57.5**	**n/a**	**n/a**	**0.02**	**NP**
Manganese Total (ug/L)	104-SS (bg)	-0.9428	-141	-201	No	40	2.5	n/a	n/a	0.02	NP
Manganese Total (ug/L)	105-SS (bg)	-0.6502	-127	-201	No	40	2.5	n/a	n/a	0.02	NP
Manganese Total (ug/L)	106-SS (bg)	0.355	77	201	No	40	2.5	n/a	n/a	0.02	NP
Manganese Total (ug/L)	**109-SS (bg)**	**-0.8628**	**-304**	**-201**	**Yes**	**40**	**42.5**	**n/a**	**n/a**	**0.02**	**NP**
Manganese Total (ug/L)	**110-SS (bg)**	**2.934**	**236**	**201**	**Yes**	**40**	**0**	**n/a**	**n/a**	**0.02**	**NP**
Manganese Total (ug/L)	**115-SS (bg)**	**3.607**	**301**	**201**	**Yes**	**40**	**2.5**	**n/a**	**n/a**	**0.02**	**NP**
Manganese Total (ug/L)	**201A-SS (bg)**	**-11.65**	**-318**	**-201**	**Yes**	**40**	**0**	**n/a**	**n/a**	**0.02**	**NP**
Manganese Total (ug/L)	**205-SS (bg)**	**-0.5884**	**-264**	**-201**	**Yes**	**40**	**30**	**n/a**	**n/a**	**0.02**	**NP**
Mercury Total (ug/L)	100-SS (bg)	0	-27	-201	No	40	100	n/a	n/a	0.02	NP
Mercury Total (ug/L)	104-SS (bg)	0	-61	-201	No	40	97.5	n/a	n/a	0.02	NP
Mercury Total (ug/L)	105-SS (bg)	0	-27	-201	No	40	100	n/a	n/a	0.02	NP
Mercury Total (ug/L)	106-SS (bg)	0	-27	-201	No	40	100	n/a	n/a	0.02	NP
Mercury Total (ug/L)	109-SS (bg)	0	-27	-201	No	40	100	n/a	n/a	0.02	NP
Mercury Total (ug/L)	110-SS (bg)	0	-27	-201	No	40	100	n/a	n/a	0.02	NP
Mercury Total (ug/L)	115-SS (bg)	0	-27	-201	No	40	100	n/a	n/a	0.02	NP
Mercury Total (ug/L)	201A-SS (bg)	0	-53	-201	No	40	97.5	n/a	n/a	0.02	NP
Mercury Total (ug/L)	205-SS (bg)	0	-27	-201	No	40	100	n/a	n/a	0.02	NP
Nickel Total (ug/L)	**100-SS (bg)**	**-0.5913**	**-261**	**-201**	**Yes**	**40**	**10**	**n/a**	**n/a**	**0.02**	**NP**
Nickel Total (ug/L)	104-SS (bg)	0	-130	-201	No	40	97.5	n/a	n/a	0.02	NP
Nickel Total (ug/L)	105-SS (bg)	0	-54	-201	No	40	97.5	n/a	n/a	0.02	NP
Nickel Total (ug/L)	106-SS (bg)	0	-170	-201	No	40	97.5	n/a	n/a	0.02	NP
Nickel Total (ug/L)	109-SS (bg)	0	-132	-201	No	40	95	n/a	n/a	0.02	NP
Nickel Total (ug/L)	110-SS (bg)	0	-40	-201	No	40	25	n/a	n/a	0.02	NP
Nickel Total (ug/L)	**115-SS (bg)**	**1.87**	**232**	**201**	**Yes**	**40**	**30**	**n/a**	**n/a**	**0.02**	**NP**
Nickel Total (ug/L)	201A-SS (bg)	0	-126	-201	No	40	97.5	n/a	n/a	0.02	NP
Nickel Total (ug/L)	205-SS (bg)	0	-100	-201	No	40	97.5	n/a	n/a	0.02	NP
Nitrate/Nitrite (mg/L)	100-SS (bg)	0	-74	-201	No	40	75	n/a	n/a	0.02	NP
Nitrate/Nitrite (mg/L)	104-SS (bg)	0	58	201	No	40	90	n/a	n/a	0.02	NP
Nitrate/Nitrite (mg/L)	105-SS (bg)	0	-46	-201	No	40	95	n/a	n/a	0.02	NP
Nitrate/Nitrite (mg/L)	106-SS (bg)	0	-64	-201	No	40	92.5	n/a	n/a	0.02	NP
Nitrate/Nitrite (mg/L)	109-SS (bg)	0	76	201	No	40	90	n/a	n/a	0.02	NP
Nitrate/Nitrite (mg/L)	110-SS (bg)	0	-19	-201	No	40	97.5	n/a	n/a	0.02	NP
Nitrate/Nitrite (mg/L)	115-SS (bg)	0	-40	-201	No	40	97.5	n/a	n/a	0.02	NP
Nitrate/Nitrite (mg/L)	**201A-SS (bg)**	**0.01**	**364**	**201**	**Yes**	**40**	**50**	**n/a**	**n/a**	**0.02**	**NP**
Nitrate/Nitrite (mg/L)	205-SS (bg)	0	-18	-201	No	40	95	n/a	n/a	0.02	NP
pH [Field] (su)	100-SS (bg)	-0.01736	-196	-201	No	40	0	n/a	n/a	0.02	NP
pH [Field] (su)	**104-SS (bg)**	**-0.0405**	**-277**	**-201**	**Yes**	**40**	**0**	**n/a**	**n/a**	**0.02**	**NP**

Trend Test

Bridgeton LF Client: RSI Data: BRIDGETON Printed 1/7/2016, 1:16 PM

Constituent	Well	Slope	Calc.	Critical	Sig.	N	%NDs	Normality	Xform	Alpha	Method
pH [Field] (su)	**105-SS (bg)**	**-0.02251**	**-283**	**-201**	**Yes**	**40**	**0**	**n/a**	**n/a**	**0.02**	**NP**
pH [Field] (su)	**106-SS (bg)**	**-0.02559**	**-255**	**-201**	**Yes**	**40**	**0**	**n/a**	**n/a**	**0.02**	**NP**
pH [Field] (su)	109-SS (bg)	-0.01685	-162	-201	No	40	0	n/a	n/a	0.02	NP
pH [Field] (su)	**110-SS (bg)**	**-0.01825**	**-207**	**-201**	**Yes**	**40**	**0**	**n/a**	**n/a**	**0.02**	**NP**
pH [Field] (su)	115-SS (bg)	-0.02196	-199	-201	No	40	0	n/a	n/a	0.02	NP
pH [Field] (su)	**201A-SS (bg)**	**-0.0296**	**-300**	**-201**	**Yes**	**40**	**0**	**n/a**	**n/a**	**0.02**	**NP**
pH [Field] (su)	**205-SS (bg)**	**-0.01733**	**-228**	**-201**	**Yes**	**40**	**0**	**n/a**	**n/a**	**0.02**	**NP**
Phosphorus Total (mg/L)	100-SS (bg)	0	-178	-201	No	40	70	n/a	n/a	0.02	NP
Phosphorus Total (mg/L)	104-SS (bg)	0	-95	-201	No	40	60	n/a	n/a	0.02	NP
Phosphorus Total (mg/L)	**105-SS (bg)**	**-0.00...**	**-509**	**-201**	**Yes**	**40**	**50**	**n/a**	**n/a**	**0.02**	**NP**
Phosphorus Total (mg/L)	106-SS (bg)	0	-90	-201	No	40	72.5	n/a	n/a	0.02	NP
Phosphorus Total (mg/L)	109-SS (bg)	0	-77	-201	No	40	72.5	n/a	n/a	0.02	NP
Phosphorus Total (mg/L)	110-SS (bg)	-0.00...	-147	-201	No	40	2.5	n/a	n/a	0.02	NP
Phosphorus Total (mg/L)	**115-SS (bg)**	**0.009173**	**344**	**201**	**Yes**	**40**	**10**	**n/a**	**n/a**	**0.02**	**NP**
Phosphorus Total (mg/L)	**201A-SS (bg)**	**0**	**-217**	**-201**	**Yes**	**40**	**70**	**n/a**	**n/a**	**0.02**	**NP**
Phosphorus Total (mg/L)	205-SS (bg)	0	-16	-201	No	40	70	n/a	n/a	0.02	NP
Selenium Total (ug/L)	100-SS (bg)	0	46	201	No	40	100	n/a	n/a	0.02	NP
Selenium Total (ug/L)	104-SS (bg)	0	11	201	No	40	100	n/a	n/a	0.02	NP
Selenium Total (ug/L)	105-SS (bg)	0	-65	-201	No	40	100	n/a	n/a	0.02	NP
Selenium Total (ug/L)	106-SS (bg)	0	11	201	No	40	100	n/a	n/a	0.02	NP
Selenium Total (ug/L)	109-SS (bg)	0	41	201	No	40	80	n/a	n/a	0.02	NP
Selenium Total (ug/L)	110-SS (bg)	0	45	201	No	40	97.5	n/a	n/a	0.02	NP
Selenium Total (ug/L)	115-SS (bg)	0	-62	-201	No	40	97.5	n/a	n/a	0.02	NP
Selenium Total (ug/L)	201A-SS (bg)	0	11	201	No	40	100	n/a	n/a	0.02	NP
Selenium Total (ug/L)	205-SS (bg)	0	-28	-201	No	40	100	n/a	n/a	0.02	NP
Silver Total (ug/L)	100-SS (bg)	0	-100	-201	No	40	100	n/a	n/a	0.02	NP
Silver Total (ug/L)	104-SS (bg)	0	-98	-194	No	39	100	n/a	n/a	0.02	NP
Silver Total (ug/L)	105-SS (bg)	0	-65	-201	No	40	100	n/a	n/a	0.02	NP
Silver Total (ug/L)	106-SS (bg)	0	-61	-186	No	38	100	n/a	n/a	0.02	NP
Silver Total (ug/L)	109-SS (bg)	0	-28	-201	No	40	100	n/a	n/a	0.02	NP
Silver Total (ug/L)	110-SS (bg)	0	-100	-201	No	40	100	n/a	n/a	0.02	NP
Silver Total (ug/L)	115-SS (bg)	0	-58	-201	No	40	97.5	n/a	n/a	0.02	NP
Silver Total (ug/L)	201A-SS (bg)	0	-135	-201	No	40	100	n/a	n/a	0.02	NP
Silver Total (ug/L)	205-SS (bg)	0	-28	-201	No	40	100	n/a	n/a	0.02	NP
Sodium Total (ug/L)	**100-SS (bg)**	**-831.9**	**-488**	**-201**	**Yes**	**40**	**0**	**n/a**	**n/a**	**0.02**	**NP**
Sodium Total (ug/L)	**104-SS (bg)**	**-502.2**	**-400**	**-201**	**Yes**	**40**	**0**	**n/a**	**n/a**	**0.02**	**NP**
Sodium Total (ug/L)	**105-SS (bg)**	**571**	**215**	**201**	**Yes**	**40**	**0**	**n/a**	**n/a**	**0.02**	**NP**
Sodium Total (ug/L)	**106-SS (bg)**	**269.6**	**394**	**201**	**Yes**	**40**	**0**	**n/a**	**n/a**	**0.02**	**NP**
Sodium Total (ug/L)	**109-SS (bg)**	**-794.1**	**-400**	**-201**	**Yes**	**40**	**0**	**n/a**	**n/a**	**0.02**	**NP**
Sodium Total (ug/L)	110-SS (bg)	154.7	33	201	No	40	0	n/a	n/a	0.02	NP
Sodium Total (ug/L)	**115-SS (bg)**	**3767**	**297**	**201**	**Yes**	**40**	**0**	**n/a**	**n/a**	**0.02**	**NP**
Sodium Total (ug/L)	**201A-SS (bg)**	**-1529**	**-493**	**-201**	**Yes**	**40**	**0**	**n/a**	**n/a**	**0.02**	**NP**
Sodium Total (ug/L)	**205-SS (bg)**	**-392.5**	**-234**	**-201**	**Yes**	**40**	**0**	**n/a**	**n/a**	**0.02**	**NP**
Specific Conductance [Field] (u...	100-SS (bg)	-3.436	-194	-201	No	40	0	n/a	n/a	0.02	NP
Specific Conductance [Field] (u...	104-SS (bg)	3.086	107	201	No	40	0	n/a	n/a	0.02	NP
Specific Conductance [Field] (u...	**105-SS (bg)**	**17.15**	**333**	**201**	**Yes**	**40**	**0**	**n/a**	**n/a**	**0.02**	**NP**
Specific Conductance [Field] (u...	106-SS (bg)	3.452	173	201	No	40	0	n/a	n/a	0.02	NP
Specific Conductance [Field] (u...	109-SS (bg)	-1.534	-92	-201	No	40	0	n/a	n/a	0.02	NP
Specific Conductance [Field] (u...	**110-SS (bg)**	**16.95**	**292**	**201**	**Yes**	**40**	**0**	**n/a**	**n/a**	**0.02**	**NP**
Specific Conductance [Field] (u...	**115-SS (bg)**	**55.65**	**298**	**201**	**Yes**	**40**	**0**	**n/a**	**n/a**	**0.02**	**NP**

Trend Test

Bridgeton LF Client: RSI Data: BRIDGETON Printed 1/7/2016, 1:16 PM

Constituent	Well	Slope	Calc.	Critical	Sig.	N	%NDs	Normality	Xform	Alpha	Method
Specific Conductance [Field] (u...	201A-SS (bg)	0.6058	38	201	No	40	0	n/a	n/a	0.02	NP
Specific Conductance [Field] (u...	205-SS (bg)	1.604	104	201	No	40	0	n/a	n/a	0.02	NP
Sulfate as SO4 (mg/L)	**100-SS (bg)**	**-1.575**	**-512**	**-201**	**Yes**	**40**	**2.5**	**n/a**	**n/a**	**0.02**	**NP**
Sulfate as SO4 (mg/L)	**104-SS (bg)**	**-1.275**	**-505**	**-201**	**Yes**	**40**	**2.5**	**n/a**	**n/a**	**0.02**	**NP**
Sulfate as SO4 (mg/L)	**105-SS (bg)**	**3.61**	**428**	**201**	**Yes**	**40**	**0**	**n/a**	**n/a**	**0.02**	**NP**
Sulfate as SO4 (mg/L)	106-SS (bg)	0.1357	84	201	No	40	2.5	n/a	n/a	0.02	NP
Sulfate as SO4 (mg/L)	**109-SS (bg)**	**-1.556**	**-397**	**-201**	**Yes**	**40**	**2.5**	**n/a**	**n/a**	**0.02**	**NP**
Sulfate as SO4 (mg/L)	**110-SS (bg)**	**-1.606**	**-300**	**-201**	**Yes**	**40**	**0**	**n/a**	**n/a**	**0.02**	**NP**
Sulfate as SO4 (mg/L)	**115-SS (bg)**	**-1.746**	**-505**	**-201**	**Yes**	**40**	**0**	**n/a**	**n/a**	**0.02**	**NP**
Sulfate as SO4 (mg/L)	**201A-SS (bg)**	**0.7361**	**205**	**201**	**Yes**	**40**	**0**	**n/a**	**n/a**	**0.02**	**NP**
Sulfate as SO4 (mg/L)	205-SS (bg)	0.3668	130	201	No	40	0	n/a	n/a	0.02	NP
Thallium Total (ug/L)	**100-SS (bg)**	**0**	**-324**	**-201**	**Yes**	**40**	**97.5**	**n/a**	**n/a**	**0.02**	**NP**
Thallium Total (ug/L)	**104-SS (bg)**	**0**	**-314**	**-201**	**Yes**	**40**	**100**	**n/a**	**n/a**	**0.02**	**NP**
Thallium Total (ug/L)	**105-SS (bg)**	**-0.08868**	**-390**	**-201**	**Yes**	**40**	**100**	**n/a**	**n/a**	**0.02**	**NP**
Thallium Total (ug/L)	**106-SS (bg)**	**0**	**-314**	**-201**	**Yes**	**40**	**100**	**n/a**	**n/a**	**0.02**	**NP**
Thallium Total (ug/L)	**109-SS (bg)**	**-0.08239**	**-378**	**-201**	**Yes**	**40**	**100**	**n/a**	**n/a**	**0.02**	**NP**
Thallium Total (ug/L)	**110-SS (bg)**	**0**	**-304**	**-201**	**Yes**	**40**	**100**	**n/a**	**n/a**	**0.02**	**NP**
Thallium Total (ug/L)	**115-SS (bg)**	**-0.08238**	**-378**	**-201**	**Yes**	**40**	**100**	**n/a**	**n/a**	**0.02**	**NP**
Thallium Total (ug/L)	**201A-SS (bg)**	**0**	**-314**	**-201**	**Yes**	**40**	**100**	**n/a**	**n/a**	**0.02**	**NP**
Thallium Total (ug/L)	**205-SS (bg)**	**-0.08234**	**-378**	**-201**	**Yes**	**40**	**100**	**n/a**	**n/a**	**0.02**	**NP**
Total Dissolved Solids [TDS] (m...	**100-SS (bg)**	**-4.547**	**-362**	**-201**	**Yes**	**40**	**0**	**n/a**	**n/a**	**0.02**	**NP**
Total Dissolved Solids [TDS] (m...	104-SS (bg)	-1.495	-138	-201	No	40	0	n/a	n/a	0.02	NP
Total Dissolved Solids [TDS] (m...	**105-SS (bg)**	**10.47**	**377**	**201**	**Yes**	**40**	**0**	**n/a**	**n/a**	**0.02**	**NP**
Total Dissolved Solids [TDS] (m...	106-SS (bg)	1.895	188	201	No	40	0	n/a	n/a	0.02	NP
Total Dissolved Solids [TDS] (m...	109-SS (bg)	-2.746	-201	-201	No	40	0	n/a	n/a	0.02	NP
Total Dissolved Solids [TDS] (m...	110-SS (bg)	0	45	201	No	40	0	n/a	n/a	0.02	NP
Total Dissolved Solids [TDS] (m...	**115-SS (bg)**	**20.92**	**246**	**201**	**Yes**	**40**	**0**	**n/a**	**n/a**	**0.02**	**NP**
Total Dissolved Solids [TDS] (m...	201A-SS (bg)	0	40	201	No	40	0	n/a	n/a	0.02	NP
Total Dissolved Solids [TDS] (m...	205-SS (bg)	0	-29	-201	No	40	0	n/a	n/a	0.02	NP
Total Organic Carbon [TOC] (mg/L)	100-SS (bg)	0	51	201	No	40	72.5	n/a	n/a	0.02	NP
Total Organic Carbon [TOC] (mg/L)	104-SS (bg)	0.01062	166	201	No	40	47.5	n/a	n/a	0.02	NP
Total Organic Carbon [TOC] (mg/L)	105-SS (bg)	-0.03496	-95	-201	No	40	17.5	n/a	n/a	0.02	NP
Total Organic Carbon [TOC] (mg/L)	**106-SS (bg)**	**0.02137**	**213**	**201**	**Yes**	**40**	**52.5**	**n/a**	**n/a**	**0.02**	**NP**
Total Organic Carbon [TOC] (mg/L)	109-SS (bg)	0	167	201	No	40	52.5	n/a	n/a	0.02	NP
Total Organic Carbon [TOC] (mg/L)	110-SS (bg)	0.3407	163	201	No	40	0	n/a	n/a	0.02	NP
Total Organic Carbon [TOC] (mg/L)	115-SS (bg)	0.5685	195	201	No	40	22.5	n/a	n/a	0.02	NP
Total Organic Carbon [TOC] (mg/L)	201A-SS (bg)	0	146	201	No	40	50	n/a	n/a	0.02	NP
Total Organic Carbon [TOC] (mg/L)	**205-SS (bg)**	**0.04989**	**246**	**201**	**Yes**	**40**	**45**	**n/a**	**n/a**	**0.02**	**NP**
Vanadium Total (ug/L)	100-SS (bg)	0	5	201	No	40	100	n/a	n/a	0.02	NP
Vanadium Total (ug/L)	104-SS (bg)	0	-27	-201	No	40	100	n/a	n/a	0.02	NP
Vanadium Total (ug/L)	105-SS (bg)	0	-27	-201	No	40	100	n/a	n/a	0.02	NP
Vanadium Total (ug/L)	106-SS (bg)	0	-27	-201	No	40	100	n/a	n/a	0.02	NP
Vanadium Total (ug/L)	109-SS (bg)	0	9	201	No	40	100	n/a	n/a	0.02	NP
Vanadium Total (ug/L)	110-SS (bg)	0	38	201	No	40	97.5	n/a	n/a	0.02	NP
Vanadium Total (ug/L)	115-SS (bg)	0	42	201	No	40	97.5	n/a	n/a	0.02	NP
Vanadium Total (ug/L)	201A-SS (bg)	0	-27	-201	No	40	100	n/a	n/a	0.02	NP
Vanadium Total (ug/L)	205-SS (bg)	0	44	201	No	40	97.5	n/a	n/a	0.02	NP
Zinc Total (ug/L)	100-SS (bg)	0	-167	-201	No	40	92.5	n/a	n/a	0.02	NP
Zinc Total (ug/L)	104-SS (bg)	0	-180	-201	No	40	85	n/a	n/a	0.02	NP
Zinc Total (ug/L)	105-SS (bg)	0	-184	-201	No	40	85	n/a	n/a	0.02	NP

Trend Test

Bridgeton LF Client: RSI Data: BRIDGETON Printed 1/7/2016, 1:16 PM

Constituent	Well	Slope	Calc.	Critical	Sig.	N	%NDs	Normality	Xform	Alpha	Method
Zinc Total (ug/L)	106-SS (bg)	0	-165	-201	No	40	92.5	n/a	n/a	0.02	NP
Zinc Total (ug/L)	**109-SS (bg)**	**-3.762**	**-661**	**-201**	**Yes**	**40**	**32.5**	**n/a**	**n/a**	**0.02**	**NP**
Zinc Total (ug/L)	110-SS (bg)	0	-176	-201	No	40	77.5	n/a	n/a	0.02	NP
Zinc Total (ug/L)	115-SS (bg)	0	-144	-201	No	40	87.5	n/a	n/a	0.02	NP
Zinc Total (ug/L)	201A-SS (bg)	0	-100	-201	No	40	85	n/a	n/a	0.02	NP
Zinc Total (ug/L)	**205-SS (bg)**	**0**	**-254**	**-201**	**Yes**	**40**	**82.5**	**n/a**	**n/a**	**0.02**	**NP**

Sanitas™ v.9.5.20 Software licensed to Jett Environmental Consulting. UG
Hollow symbols indicate censored values.

Sen's Slope Estimator

115-SS (bg)

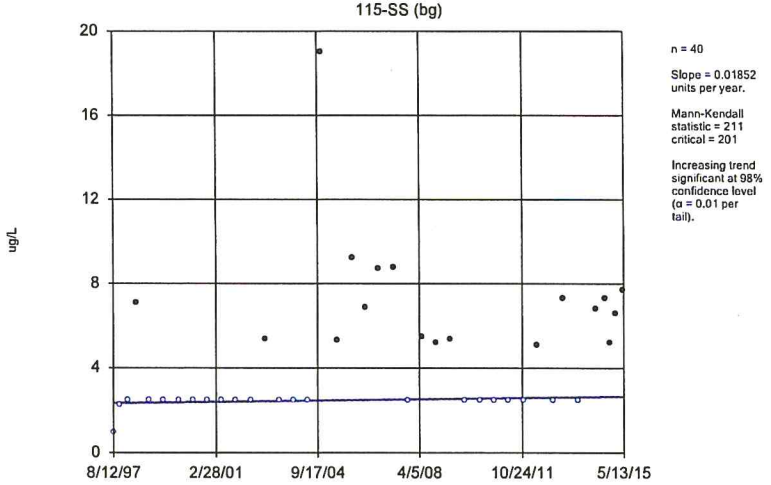

n = 40

Slope = 0.01852 units per year.

Mann-Kendall statistic = 211 critical = 201

Increasing trend significant at 98% confidence level (α = 0.01 per tail).

Constituent: Arsenic Total Analysis Run 1/7/2016 1:04 PM

Bridgeton LF Client: RSI Data: BRIDGETON

Sanitas™ v.9.5.20 Software licensed to Jett Environmental Consulting. UG

Sen's Slope Estimator

104-SS (bg)

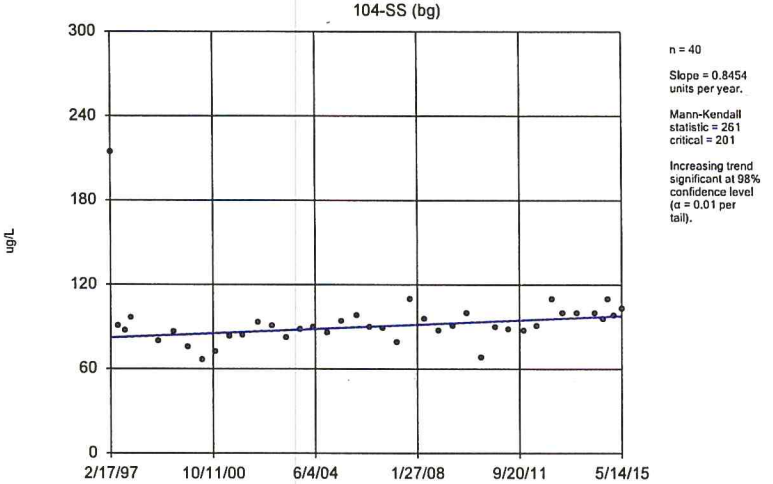

n = 40

Slope = 0.8454 units per year.

Mann-Kendall statistic = 261 critical = 201

Increasing trend significant at 98% confidence level (α = 0.01 per tail).

Constituent: Barium Total Analysis Run 1/7/2016 1:04 PM

Bridgeton LF Client: RSI Data: BRIDGETON

Sanitas™ v.9.5.20 Software licensed to Jett Environmental Consulting. UG

Sen's Slope Estimator

105-SS (bg)

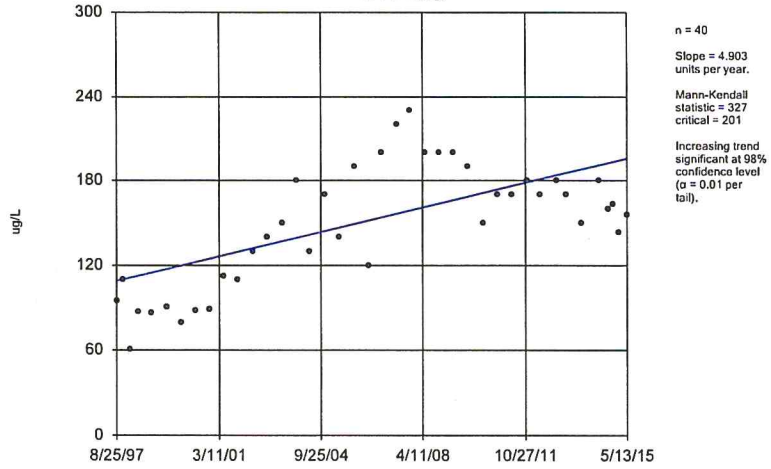

n = 40

Slope = 4.903 units per year.

Mann-Kendall statistic = 327 critical = 201

Increasing trend significant at 98% confidence level (α = 0.01 per tail).

Constituent: Barium Total Analysis Run 1/7/2016 1:04 PM

Bridgeton LF Client: RSI Data: BRIDGETON

Sanitas™ v.9.5.20 Software licensed to Jett Environmental Consulting. UG

Sen's Slope Estimator

110-SS (bg)

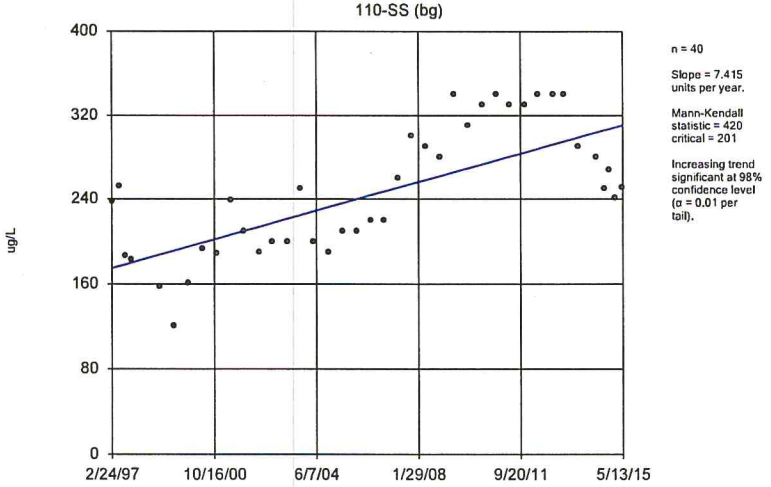

n = 40

Slope = 7.415 units per year.

Mann-Kendall statistic = 420 critical = 201

Increasing trend significant at 98% confidence level (α = 0.01 per tail).

Constituent: Barium Total Analysis Run 1/7/2016 1:04 PM

Bridgeton LF Client: RSI Data: BRIDGETON

Sanitas™ v.9.5.20 Software licensed to Jett Environmental Consulting. UG

Sen's Slope Estimator

115-SS (bg)

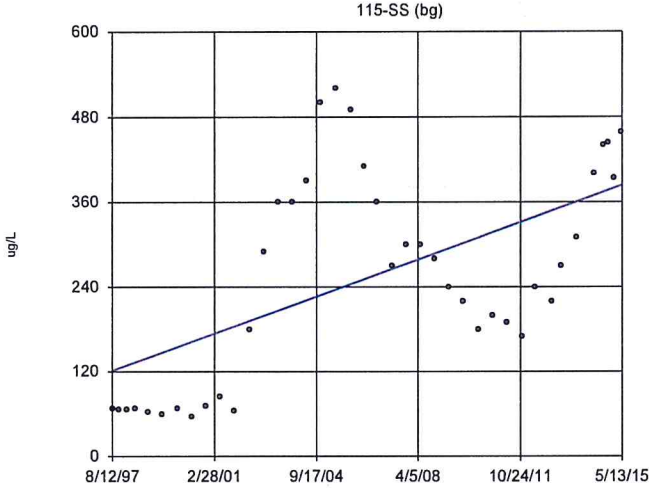

n = 40

Slope = 14.74 units per year.

Mann-Kendall statistic = 308 critical = 201

Increasing trend significant at 98% confidence level (α = 0.01 per tail).

Constituent: Barium Total Analysis Run 1/7/2016 1:04 PM

Bridgeton LF Client: RSI Data: BRIDGETON

Sanitas™ v.9.5.20 Software licensed to Jett Environmental Consulting. UG

Sen's Slope Estimator

205-SS (bg)

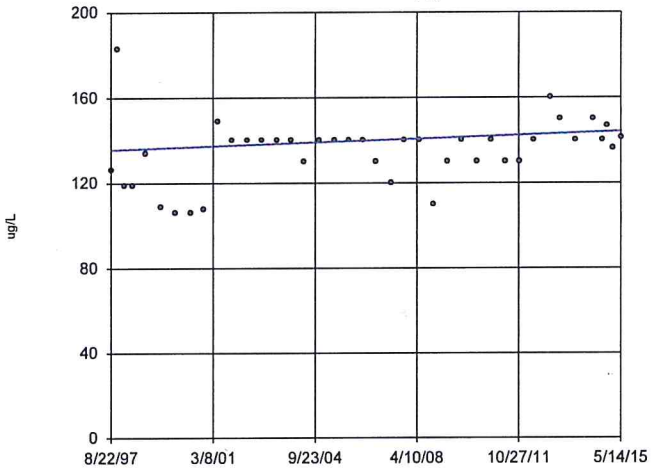

n = 40

Slope = 0.4866 units per year.

Mann-Kendall statistic = 202 critical = 201

Increasing trend significant at 98% confidence level (α = 0.01 per tail).

Constituent: Barium Total Analysis Run 1/7/2016 1:04 PM

Bridgeton LF Client: RSI Data: BRIDGETON

Sanitas™ v.9.5.20 Software licensed to Jett Environmental Consulting. UG

Hollow symbols indicate censored values.

Sen's Slope Estimator

100-SS (bg)

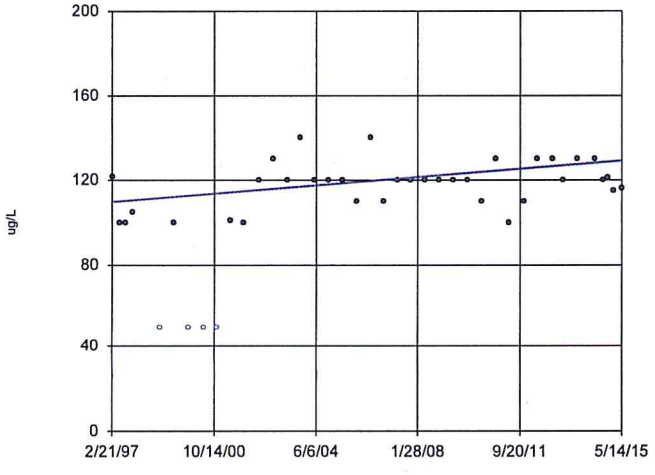

n = 40

Slope = 1.059 units per year.

Mann-Kendall statistic = 234 critical = 201

Increasing trend significant at 98% confidence level (α = 0.01 per tail).

Constituent: Boron Total Analysis Run 1/7/2016 1:04 PM

Bridgeton LF Client: RSI Data: BRIDGETON

Sanitas™ v.9.5.20 Software licensed to Jett Environmental Consulting. UG

Hollow symbols indicate censored values.

Sen's Slope Estimator

104-SS (bg)

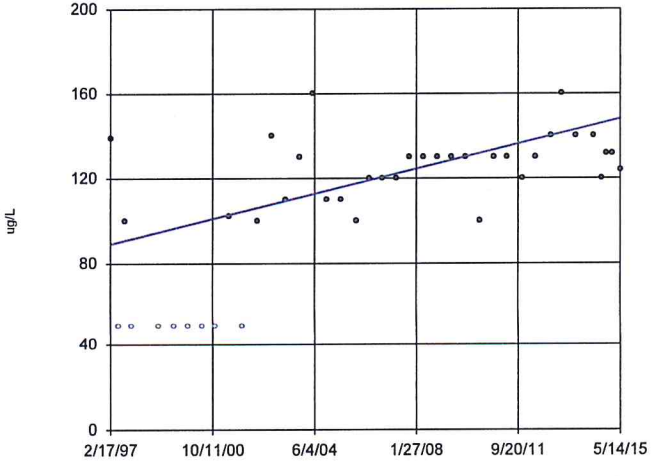

n = 40

Slope = 3.228 units per year.

Mann-Kendall statistic = 377 critical = 201

Increasing trend significant at 98% confidence level (α = 0.01 per tail).

Constituent: Boron Total Analysis Run 1/7/2016 1:04 PM

Bridgeton LF Client: RSI Data: BRIDGETON

Sanitas™ v.9.5.20 Software licensed to Jett Environmental Consulting. UG
Hollow symbols indicate censored values.

Sen's Slope Estimator

115-SS (bg)

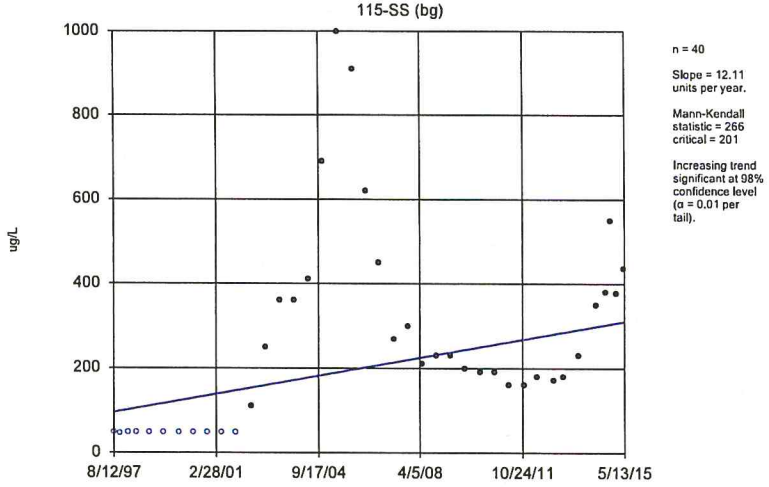

n = 40

Slope = 12.11 units per year.

Mann-Kendall statistic = 266
critical = 201

Increasing trend significant at 98% confidence level (α = 0.01 per tail).

Constituent: Boron Total Analysis Run 1/7/2016 1:04 PM
Bridgeton LF Client: RSI Data: BRIDGETON

Sanitas™ v.9.5.20 Software licensed to Jett Environmental Consulting. UG

Sen's Slope Estimator

105-SS (bg)

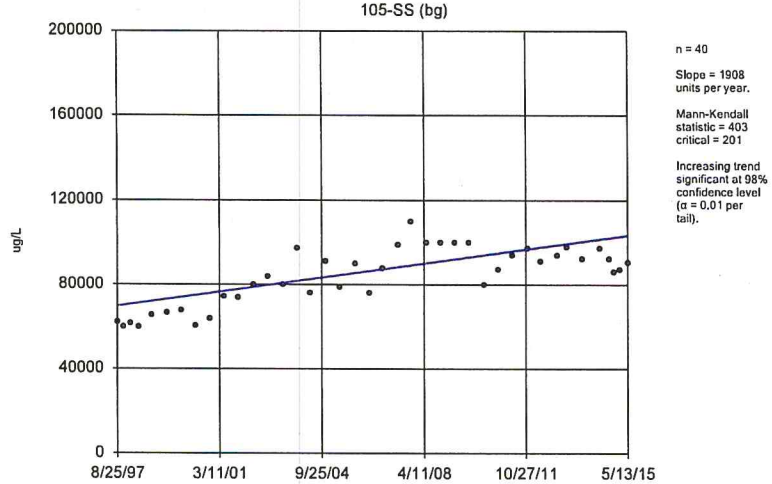

n = 40

Slope = 1908 units per year.

Mann-Kendall statistic = 403
critical = 201

Increasing trend significant at 98% confidence level (α = 0.01 per tail).

Constituent: Calcium Total Analysis Run 1/7/2016 1:04 PM
Bridgeton LF Client: RSI Data: BRIDGETON

Sanitas™ v.9.5.20 Software licensed to Jett Environmental Consulting. UG

Sen's Slope Estimator

106-SS (bg)

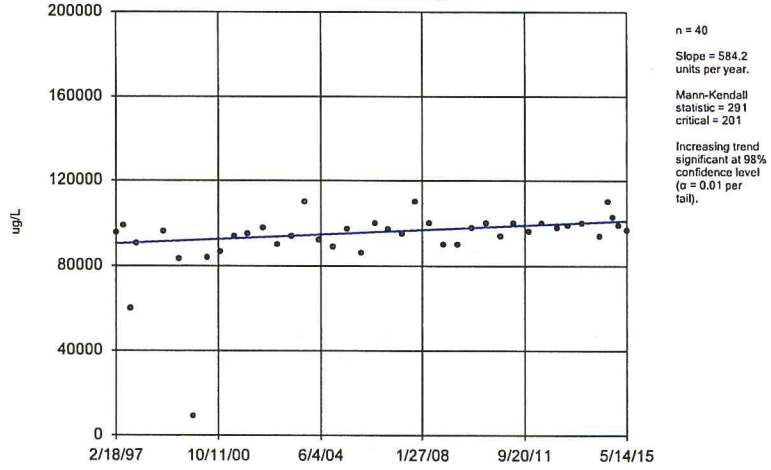

n = 40

Slope = 584.2 units per year.

Mann-Kendall statistic = 291
critical = 201

Increasing trend significant at 98% confidence level (α = 0.01 per tail).

Constituent: Calcium Total Analysis Run 1/7/2016 1:04 PM
Bridgeton LF Client: RSI Data: BRIDGETON

Sanitas™ v.9.5.20 Software licensed to Jett Environmental Consulting. UG

Sen's Slope Estimator

110-SS (bg)

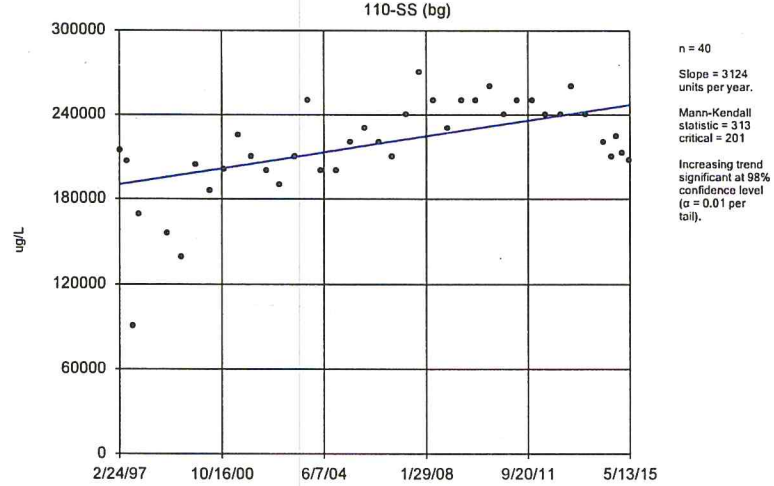

n = 40

Slope = 3124 units per year.

Mann-Kendall statistic = 313
critical = 201

Increasing trend significant at 98% confidence level (α = 0.01 per tail).

Constituent: Calcium Total Analysis Run 1/7/2016 1:04 PM
Bridgeton LF Client: RSI Data: BRIDGETON

Sanitas™ v.9.5.20 Software licensed to Jett Environmental Consulting. UG

Sen's Slope Estimator

115-SS (bg)

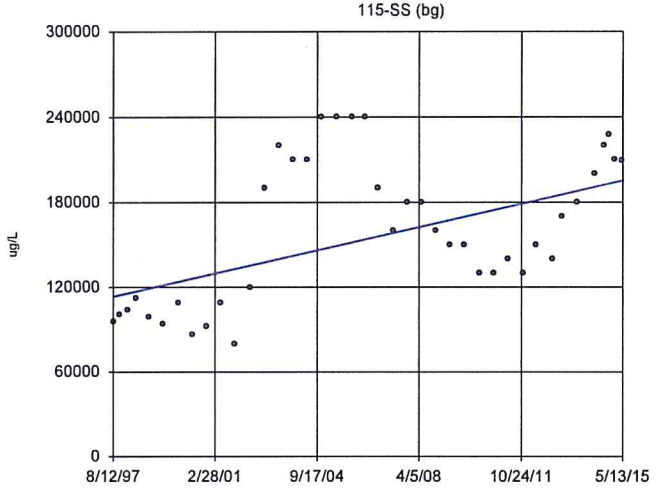

n = 40

Slope = 4611 units per year.

Mann-Kendall statistic = 259 critical = 201

Increasing trend significant at 98% confidence level (α = 0.01 per tail).

Constituent: Calcium Total Analysis Run 1/7/2016 1:04 PM

Bridgeton LF Client: RSI Data: BRIDGETON

Sanitas™ v.9.5.20 Software licensed to Jett Environmental Consulting. UG

Sen's Slope Estimator

201A-SS (bg)

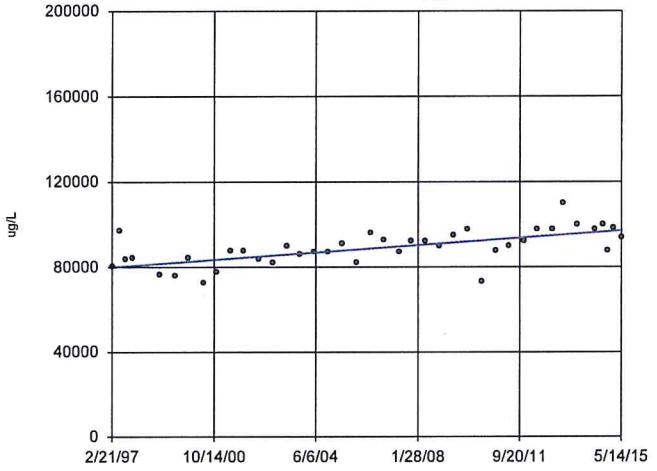

n = 40

Slope = 941.3 units per year.

Mann-Kendall statistic = 409 critical = 201

Increasing trend significant at 98% confidence level (α = 0.01 per tail).

Constituent: Calcium Total Analysis Run 1/7/2016 1:04 PM

Bridgeton LF Client: RSI Data: BRIDGETON

Sanitas™ v.9.5.20 Software licensed to Jett Environmental Consulting. UG

Sen's Slope Estimator

205-SS (bg)

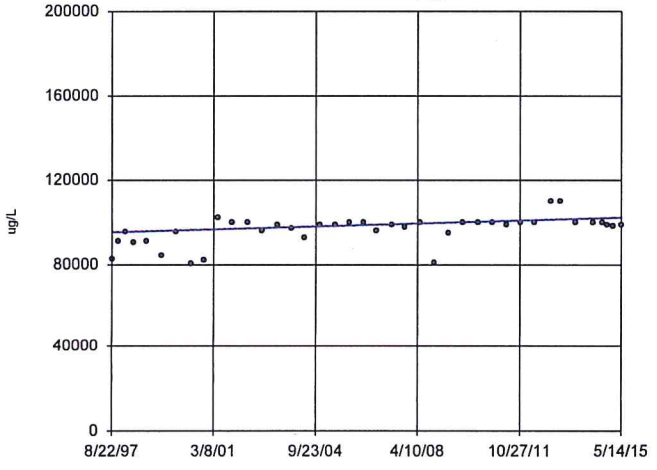

n = 40

Slope = 391 units per year.

Mann-Kendall statistic = 295 critical = 201

Increasing trend significant at 98% confidence level (α = 0.01 per tail).

Constituent: Calcium Total Analysis Run 1/7/2016 1:04 PM

Bridgeton LF Client: RSI Data: BRIDGETON

Sanitas™ v.9.5.20 Software licensed to Jett Environmental Consulting. UG

Hollow symbols indicate censored values.

Sen's Slope Estimator

100-SS (bg)

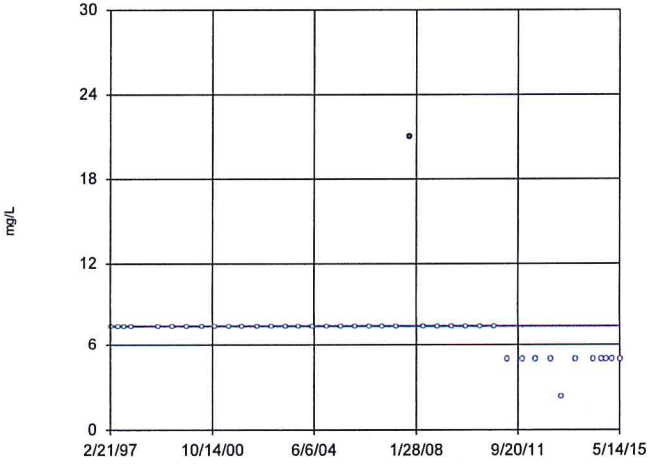

n = 40

Slope = 0 units per year.

Mann-Kendall statistic = -301 critical = -201

Decreasing trend significant at 98% confidence level (α = 0.01 per tail).

Constituent: Chemical Oxygen Demand [COD] Analysis Run 1/7/2016 1:04 PM

Bridgeton LF Client: RSI Data: BRIDGETON

Sanitas™ v.9.5.20 Software licensed to Jett Environmental Consulting, UG
Hollow symbols indicate censored values.

Sen's Slope Estimator

106-SS (bg)

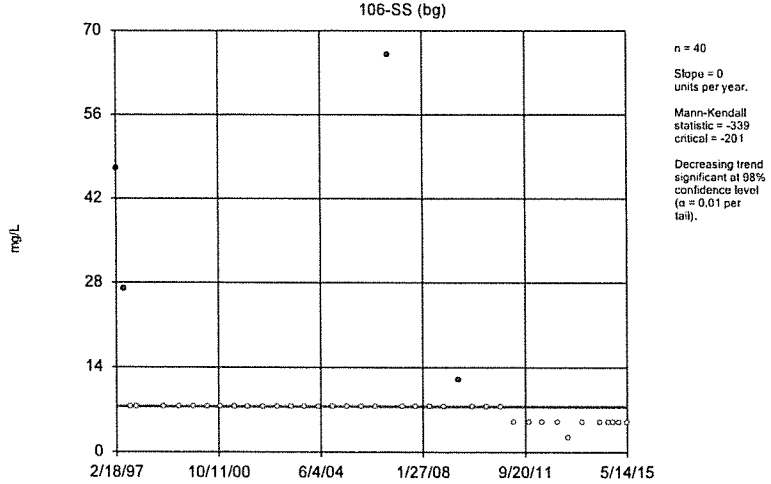

Constituent: Chemical Oxygen Demand [COD] Analysis Run 1/7/2016 1:04 PM
Bridgeton LF Client: RSI Data: BRIDGETON

Sanitas™ v.9.5.20 Software licensed to Jett Environmental Consulting, UG
Hollow symbols indicate censored values.

Sen's Slope Estimator

109-SS (bg)

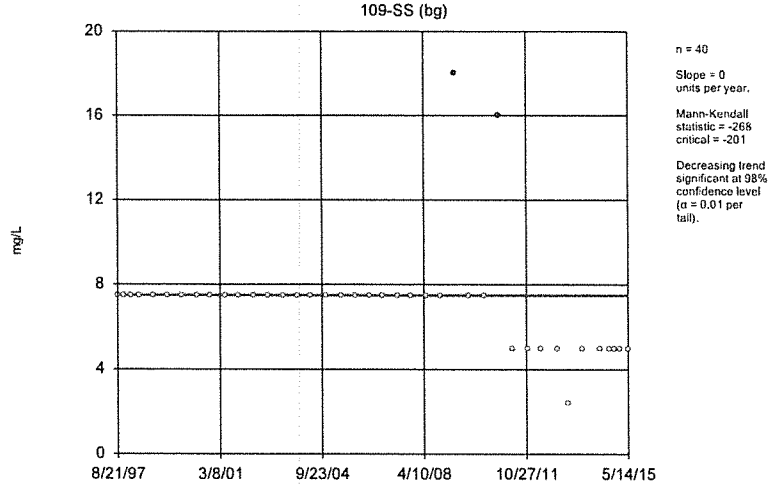

Constituent: Chemical Oxygen Demand [COD] Analysis Run 1/7/2016 1:04 PM
Bridgeton LF Client: RSI Data: BRIDGETON

Sanitas™ v.9.5.20 Software licensed to Jett Environmental Consulting, UG
Hollow symbols indicate censored values.

Sen's Slope Estimator

201A-SS (bg)

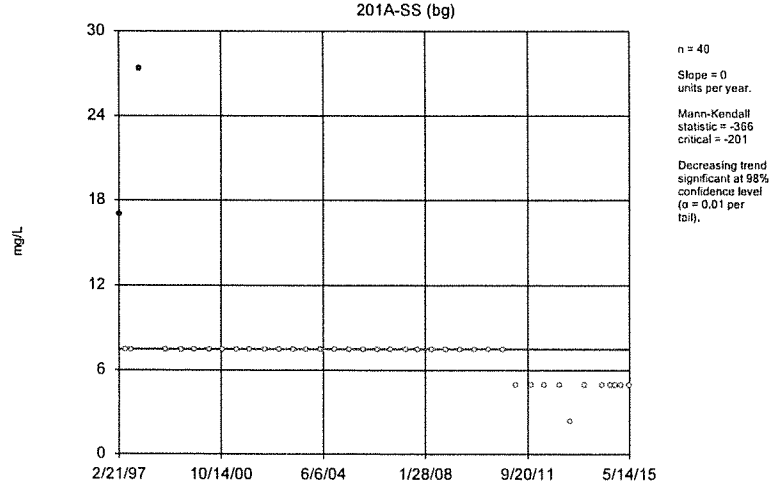

Constituent: Chemical Oxygen Demand [COD] Analysis Run 1/7/2016 1:04 PM
Bridgeton LF Client: RSI Data: BRIDGETON

Sanitas™ v.9.5.20 Software licensed to Jett Environmental Consulting, UG
Hollow symbols indicate censored values.

Sen's Slope Estimator

205-SS (bg)

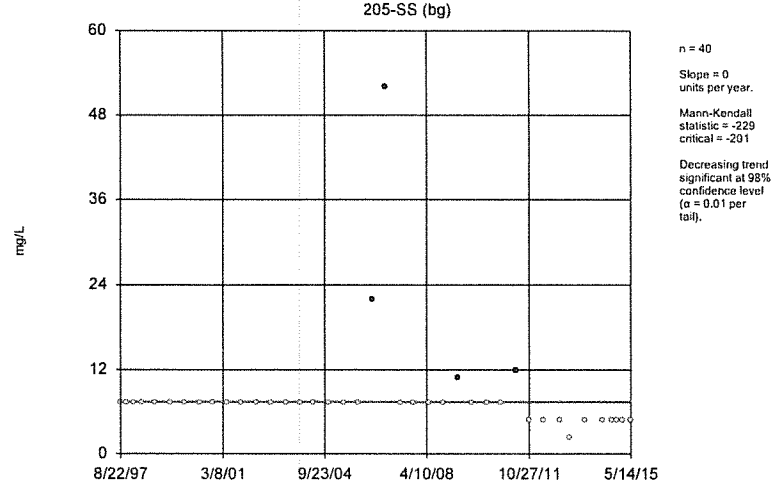

Constituent: Chemical Oxygen Demand [COD] Analysis Run 1/7/2016 1:04 PM
Bridgeton LF Client: RSI Data: BRIDGETON

Sanitas™ v.9.5.20 Software licensed to Jett Environmental Consulting. UG

Sen's Slope Estimator

100-SS (bg)

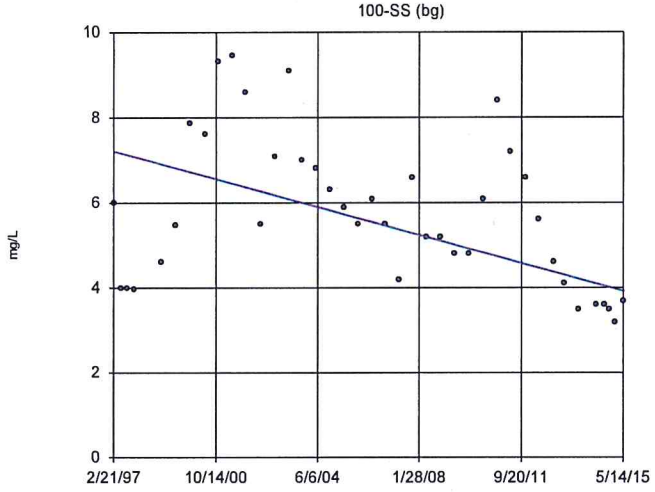

n = 40

Slope = -0.1805 units per year.

Mann-Kendall statistic = -260 critical = -201

Decreasing trend significant at 98% confidence level (α = 0.01 per tail).

Constituent: Chloride Analysis Run 1/7/2016 1:04 PM
Bridgeton LF Client: RSI Data: BRIDGETON

Sanitas™ v.9.5.20 Software licensed to Jett Environmental Consulting. UG
Hollow symbols indicate censored values.

Sen's Slope Estimator

104-SS (bg)

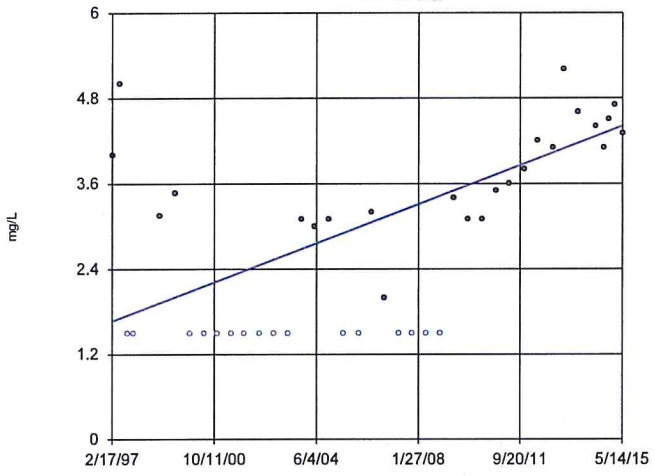

n = 40

Slope = 0.1496 units per year.

Mann-Kendall statistic = 335 critical = 201

Increasing trend significant at 98% confidence level (α = 0.01 per tail).

Constituent: Chloride Analysis Run 1/7/2016 1:04 PM
Bridgeton LF Client: RSI Data: BRIDGETON

Sanitas™ v.9.5.20 Software licensed to Jett Environmental Consulting. UG

Sen's Slope Estimator

105-SS (bg)

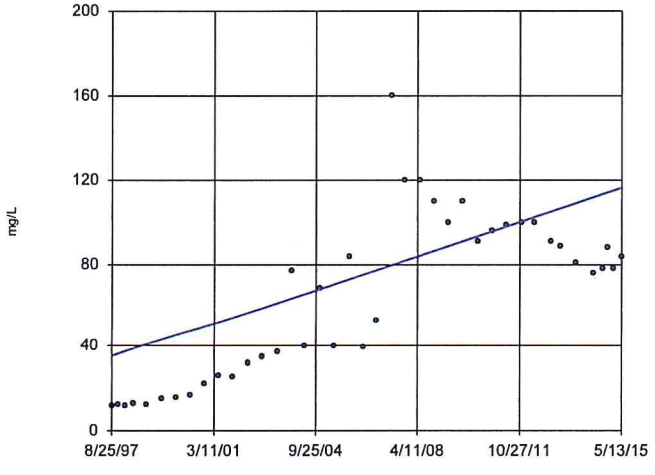

n = 40

Slope = 4.592 units per year.

Mann-Kendall statistic = 437 critical = 201

Increasing trend significant at 98% confidence level (α = 0.01 per tail).

Constituent: Chloride Analysis Run 1/7/2016 1:04 PM
Bridgeton LF Client: RSI Data: BRIDGETON

Sanitas™ v.9.5.20 Software licensed to Jett Environmental Consulting. UG
Hollow symbols indicate censored values.

Sen's Slope Estimator

106-SS (bg)

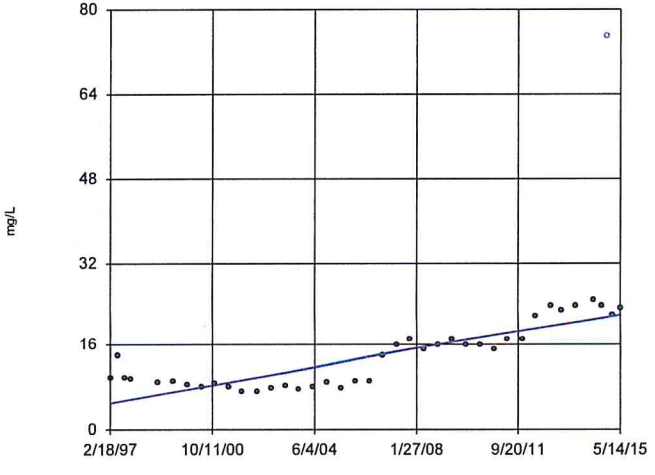

n = 40

Slope = 0.9369 units per year.

Mann-Kendall statistic = 452 critical = 201

Increasing trend significant at 98% confidence level (α = 0.01 per tail).

Constituent: Chloride Analysis Run 1/7/2016 1:04 PM
Bridgeton LF Client: RSI Data: BRIDGETON

Sanitas™ v.9.5.20 Software licensed to Jett Environmental Consulting, UG

Sen's Slope Estimator

109-SS (bg)

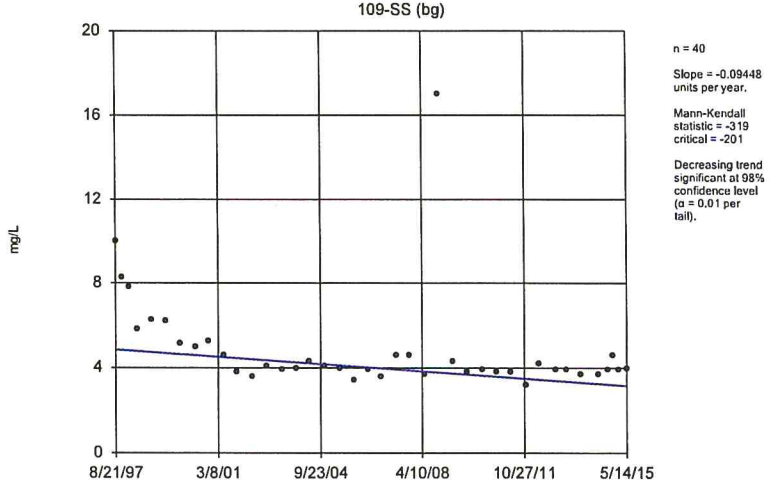

n = 40

Slope = -0.09448 units per year.

Mann-Kendall statistic = -319
critical = -201

Decreasing trend significant at 98% confidence level (α = 0.01 per tail).

Constituent: Chloride Analysis Run 1/7/2016 1:04 PM
Bridgeton LF Client: RSI Data: BRIDGETON

Sanitas™ v.9.5.20 Software licensed to Jett Environmental Consulting, UG
Hollow symbols indicate censored values.

Sen's Slope Estimator

110-SS (bg)

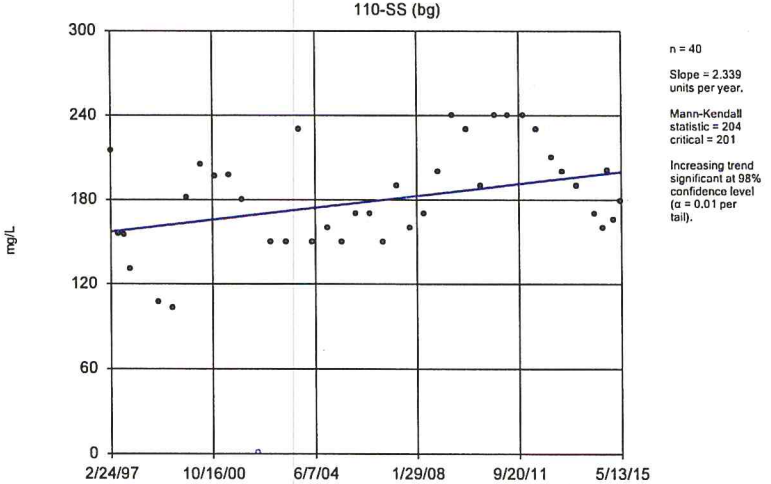

n = 40

Slope = 2.339 units per year.

Mann-Kendall statistic = 204
critical = 201

Increasing trend significant at 98% confidence level (α = 0.01 per tail).

Constituent: Chloride Analysis Run 1/7/2016 1:04 PM
Bridgeton LF Client: RSI Data: BRIDGETON

Sanitas™ v.9.5.20 Software licensed to Jett Environmental Consulting, UG

Sen's Slope Estimator

115-SS (bg)

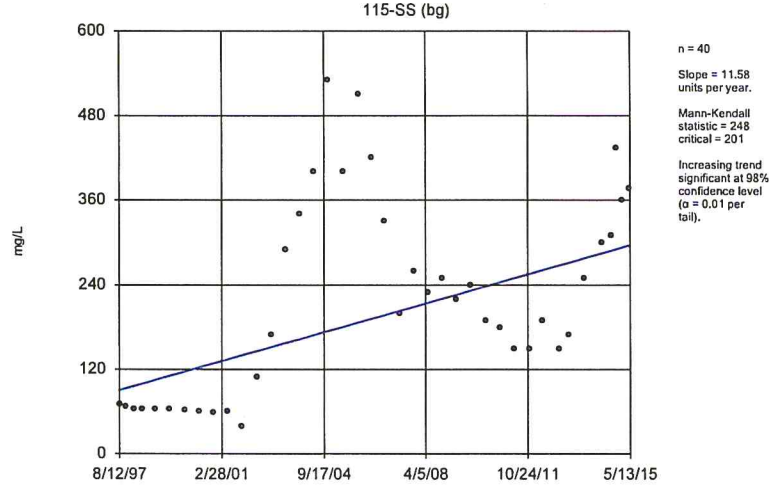

n = 40

Slope = 11.58 units per year.

Mann-Kendall statistic = 248
critical = 201

Increasing trend significant at 98% confidence level (α = 0.01 per tail).

Constituent: Chloride Analysis Run 1/7/2016 1:04 PM
Bridgeton LF Client: RSI Data: BRIDGETON

Sanitas™ v.9.5.20 Software licensed to Jett Environmental Consulting, UG
Hollow symbols indicate censored values.

Sen's Slope Estimator

201A-SS (bg)

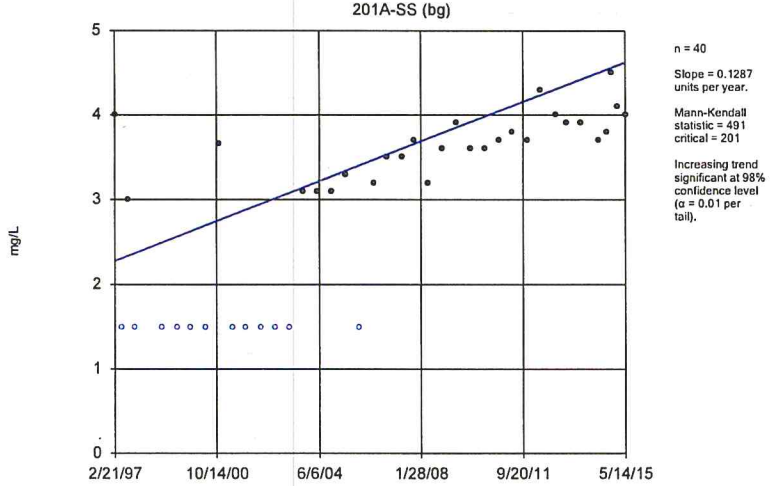

n = 40

Slope = 0.1287 units per year.

Mann-Kendall statistic = 491
critical = 201

Increasing trend significant at 98% confidence level (α = 0.01 per tail).

Constituent: Chloride Analysis Run 1/7/2016 1:04 PM
Bridgeton LF Client: RSI Data: BRIDGETON

Sanitas™ v.9.5.20 Software licensed to Jett Environmental Consulting, UG
Hollow symbols indicate censored values.

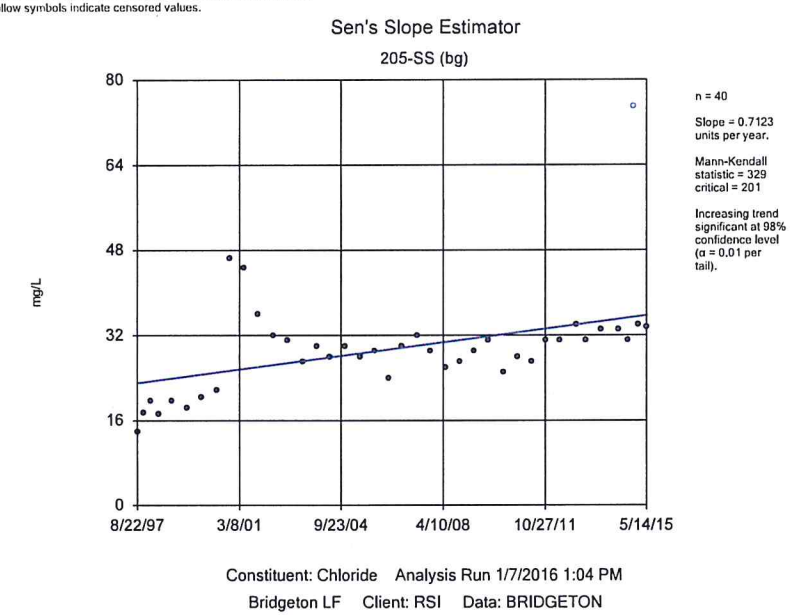

Constituent: Chloride Analysis Run 1/7/2016 1:04 PM
Bridgeton LF Client: RSI Data: BRIDGETON

Sanitas™ v.9.5.20 Software licensed to Jett Environmental Consulting, UG
Hollow symbols indicate censored values.

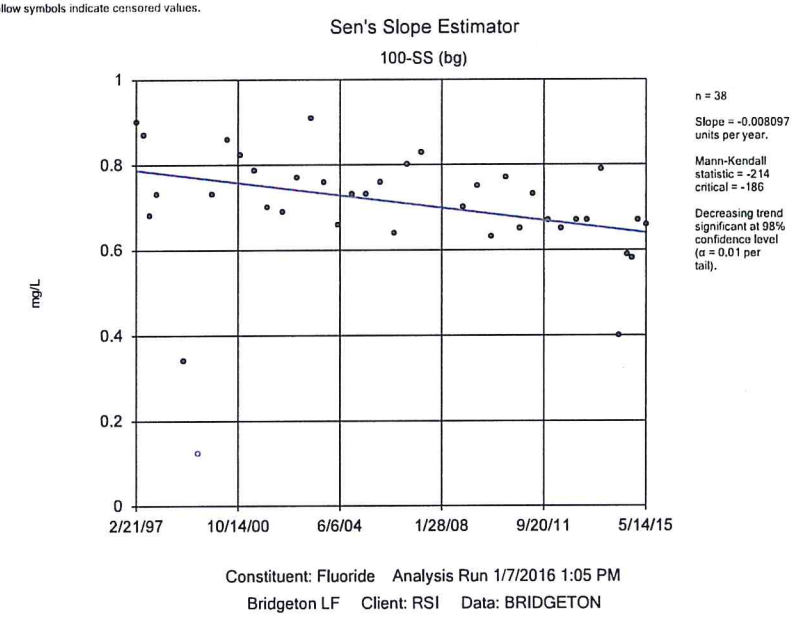

Constituent: Fluoride Analysis Run 1/7/2016 1:05 PM
Bridgeton LF Client: RSI Data: BRIDGETON

Sanitas™ v.9.5.20 Software licensed to Jett Environmental Consulting, UG

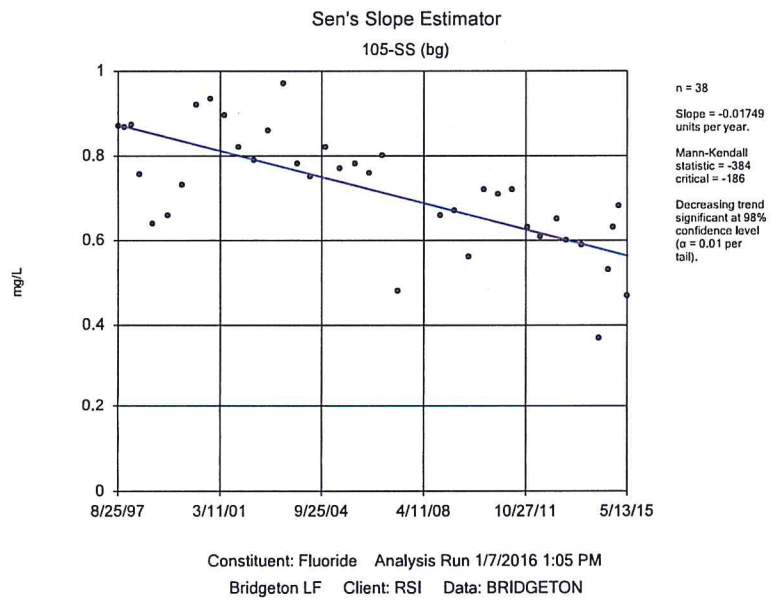

Constituent: Fluoride Analysis Run 1/7/2016 1:05 PM
Bridgeton LF Client: RSI Data: BRIDGETON

Sanitas™ v.9.5.20 Software licensed to Jett Environmental Consulting, UG

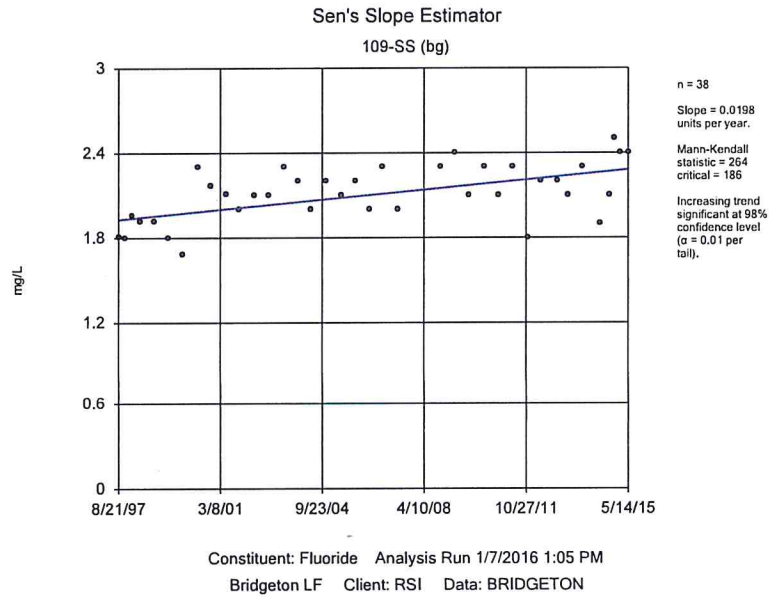

Constituent: Fluoride Analysis Run 1/7/2016 1:05 PM
Bridgeton LF Client: RSI Data: BRIDGETON

Sanitas™ v.9.5.20 Software licensed to Jett Environmental Consulting, UG

Sen's Slope Estimator

110-SS (bg)

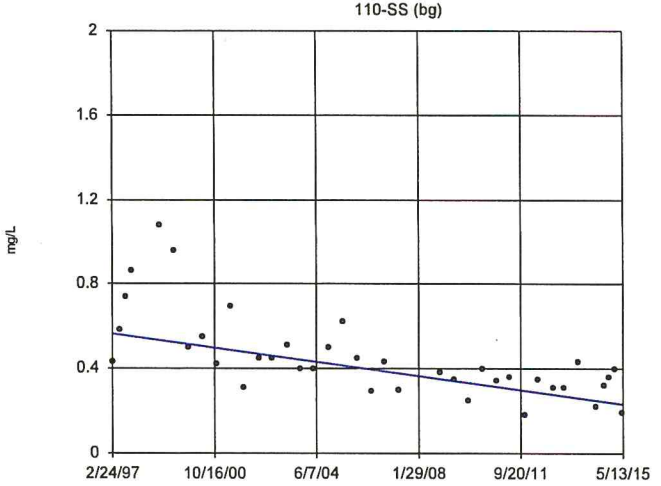

n = 38

Slope = -0.01819 units per year.

Mann-Kendall statistic = -375
critical = -186

Decreasing trend significant at 98% confidence level (α = 0.01 per tail).

Constituent: Fluoride Analysis Run 1/7/2016 1:05 PM
Bridgeton LF Client: RSI Data: BRIDGETON

Sanitas™ v.9.5.20 Software licensed to Jett Environmental Consulting, UG

Sen's Slope Estimator

115-SS (bg)

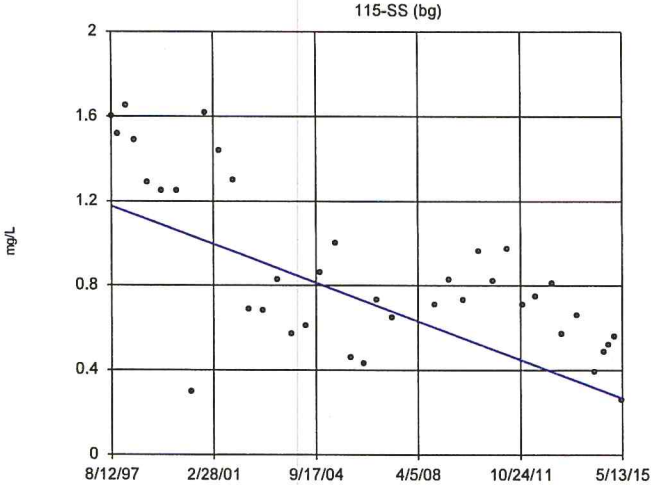

n = 38

Slope = -0.05116 units per year.

Mann-Kendall statistic = -340
critical = -186

Decreasing trend significant at 98% confidence level (α = 0.01 per tail).

Constituent: Fluoride Analysis Run 1/7/2016 1:05 PM
Bridgeton LF Client: RSI Data: BRIDGETON

Sanitas™ v.9.5.20 Software licensed to Jett Environmental Consulting, UG

Sen's Slope Estimator

201A-SS (bg)

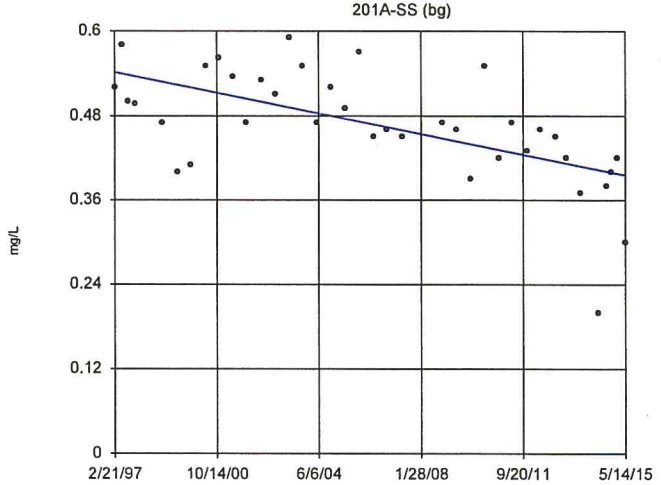

n = 38

Slope = -0.008016 units per year.

Mann-Kendall statistic = -341
critical = -186

Decreasing trend significant at 98% confidence level (α = 0.01 per tail).

Constituent: Fluoride Analysis Run 1/7/2016 1:05 PM
Bridgeton LF Client: RSI Data: BRIDGETON

Sanitas™ v.9.5.20 Software licensed to Jett Environmental Consulting, UG

Sen's Slope Estimator

205-SS (bg)

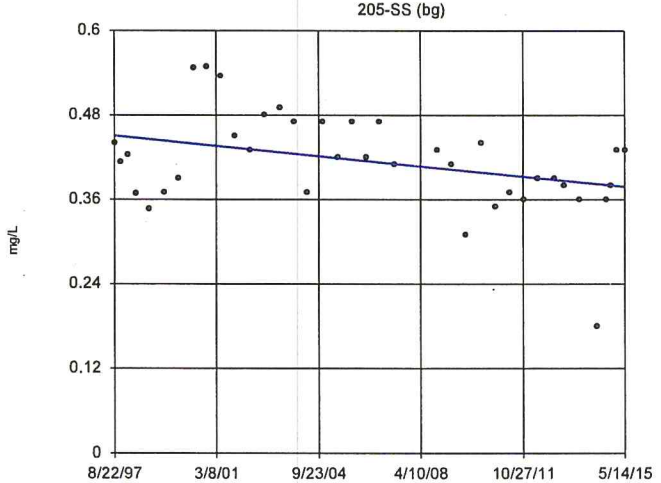

n = 38

Slope = -0.004092 units per year.

Mann-Kendall statistic = -188
critical = -186

Decreasing trend significant at 98% confidence level (α = 0.01 per tail).

Constituent: Fluoride Analysis Run 1/7/2016 1:05 PM
Bridgeton LF Client: RSI Data: BRIDGETON

Sanitas™ v.9.5.20 Software licensed to Jett Environmental Consulting, UG

Sen's Slope Estimator

105-SS (bg)

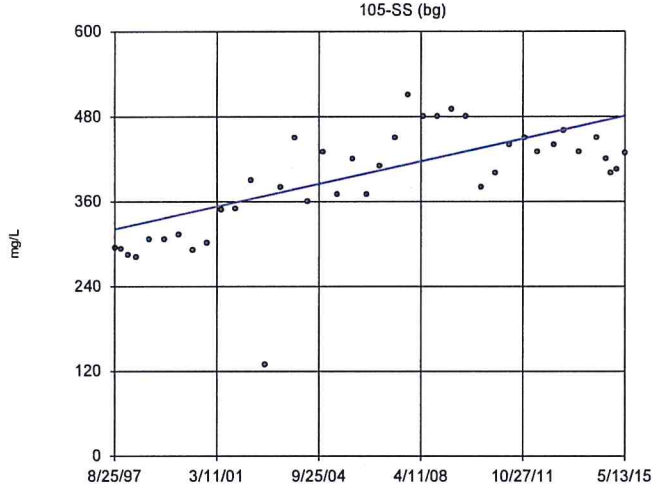

n = 40

Slope = 9.008 units per year.

Mann-Kendall statistic = 387 critical = 201

Increasing trend significant at 98% confidence level (α = 0.01 per tail).

Constituent: Hardness Total Analysis Run 1/7/2016 1:05 PM

Bridgeton LF Client: RSI Data: BRIDGETON

Sanitas™ v.9.5.20 Software licensed to Jett Environmental Consulting, UG

Sen's Slope Estimator

106-SS (bg)

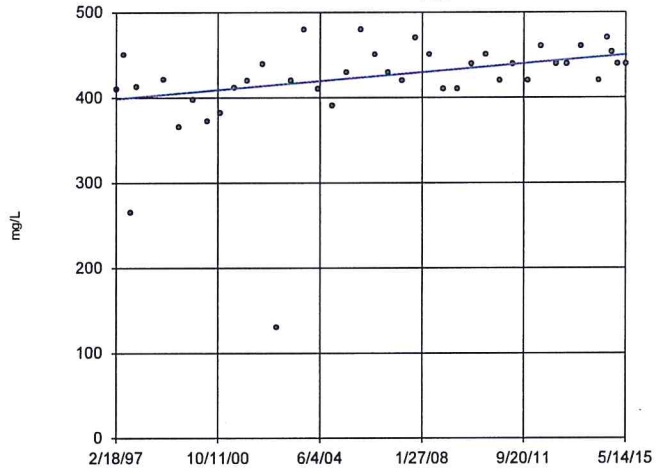

n = 40

Slope = 2.804 units per year.

Mann-Kendall statistic = 278 critical = 201

Increasing trend significant at 98% confidence level (α = 0.01 per tail).

Constituent: Hardness Total Analysis Run 1/7/2016 1:05 PM

Bridgeton LF Client: RSI Data: BRIDGETON

Sanitas™ v.9.5.20 Software licensed to Jett Environmental Consulting, UG

Sen's Slope Estimator

110-SS (bg)

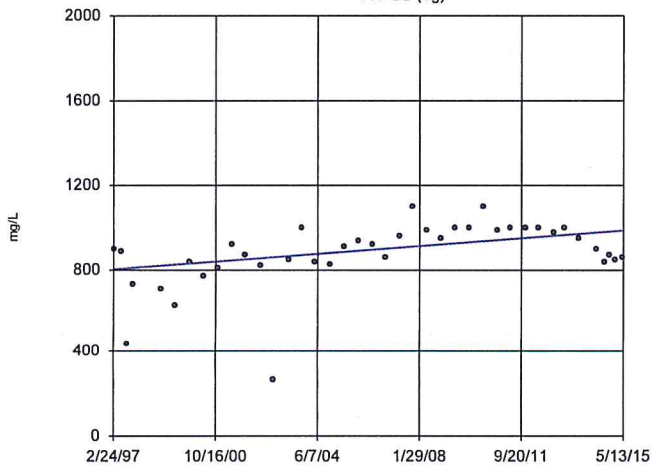

n = 40

Slope = 10.01 units per year.

Mann-Kendall statistic = 287 critical = 201

Increasing trend significant at 98% confidence level (α = 0.01 per tail).

Constituent: Hardness Total Analysis Run 1/7/2016 1:05 PM

Bridgeton LF Client: RSI Data: BRIDGETON

Sanitas™ v.9.5.20 Software licensed to Jett Environmental Consulting, UG

Sen's Slope Estimator

115-SS (bg)

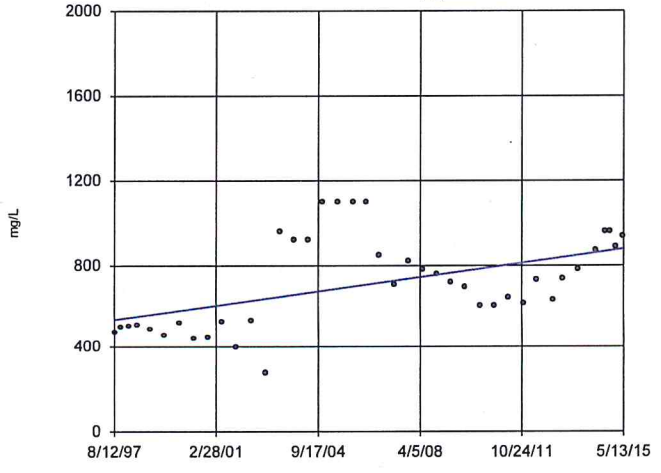

n = 40

Slope = 18.87 units per year.

Mann-Kendall statistic = 276 critical = 201

Increasing trend significant at 98% confidence level (α = 0.01 per tail).

Constituent: Hardness Total Analysis Run 1/7/2016 1:05 PM

Bridgeton LF Client: RSI Data: BRIDGETON

Sanitas™ v.9.5.20 Software licensed to Jett Environmental Consulting, UG

Sen's Slope Estimator

201A-SS (bg)

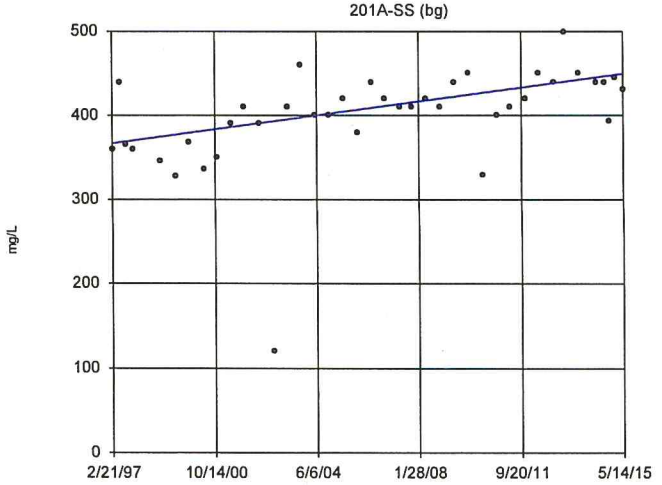

n = 40

Slope = 4.532 units per year.

Mann-Kendall statistic = 349 critical = 201

Increasing trend significant at 98% confidence level (α = 0.01 per tail).

Constituent: Hardness Total Analysis Run 1/7/2016 1:05 PM

Bridgeton LF Client: RSI Data: BRIDGETON

Sanitas™ v.9.5.20 Software licensed to Jett Environmental Consulting, UG

Sen's Slope Estimator

205-SS (bg)

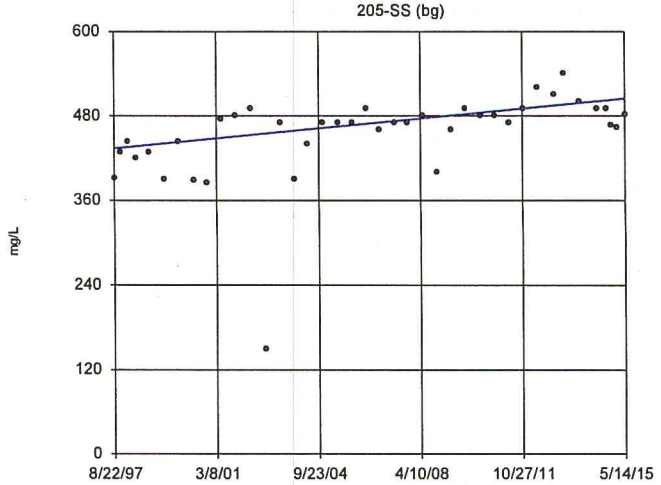

n = 40

Slope = 3.993 units per year.

Mann-Kendall statistic = 352 critical = 201

Increasing trend significant at 98% confidence level (α = 0.01 per tail).

Constituent: Hardness Total Analysis Run 1/7/2016 1:05 PM

Bridgeton LF Client: RSI Data: BRIDGETON

Sanitas™ v.9.5.20 Software licensed to Jett Environmental Consulting, UG

Sen's Slope Estimator

104-SS (bg)

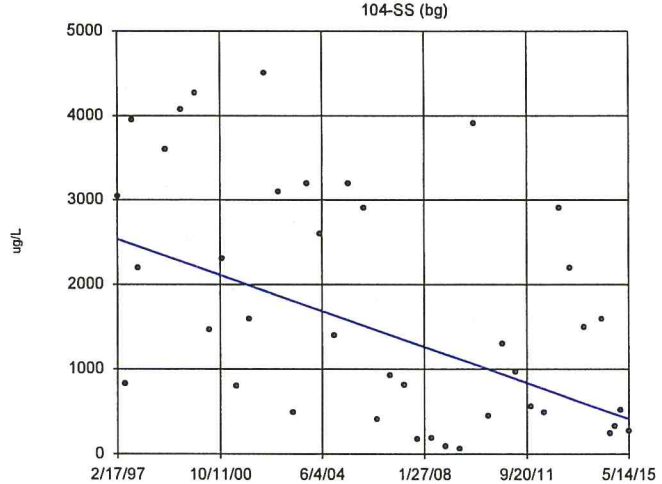

n = 40

Slope = -116.2 units per year.

Mann-Kendall statistic = -276 critical = -201

Decreasing trend significant at 98% confidence level (α = 0.01 per tail).

Constituent: Iron Total Analysis Run 1/7/2016 1:05 PM

Bridgeton LF Client: RSI Data: BRIDGETON

Sanitas™ v.9.5.20 Software licensed to Jett Environmental Consulting, UG

Sen's Slope Estimator

106-SS (bg)

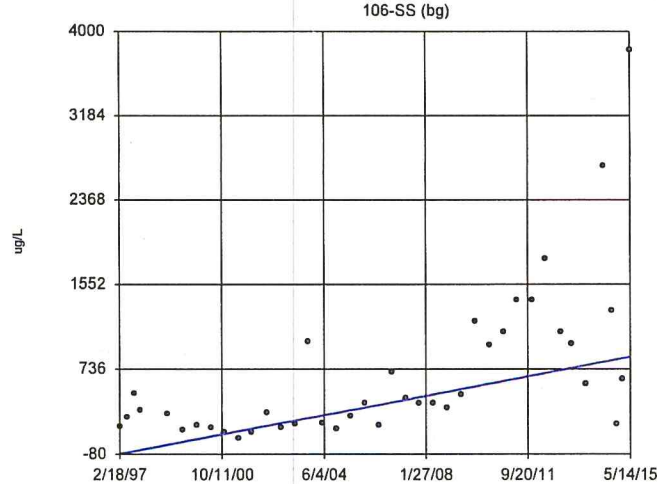

n = 40

Slope = 51.01 units per year.

Mann-Kendall statistic = 414 critical = 201

Increasing trend significant at 98% confidence level (α = 0.01 per tail).

Constituent: Iron Total Analysis Run 1/7/2016 1:05 PM

Bridgeton LF Client: RSI Data: BRIDGETON

Sanitas™ v.9.5.20 Software licensed to Jett Environmental Consulting. UG
Hollow symbols indicate censored values.

Sen's Slope Estimator

109-SS (bg)

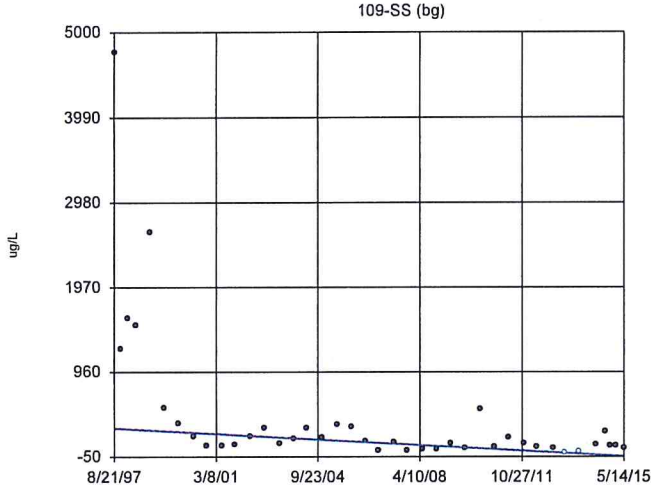

n = 40

Slope = -18.82 units per year.

Mann-Kendall statistic = -357
critical = -201

Decreasing trend significant at 98% confidence level (α = 0.01 per tail).

Constituent: Iron Total Analysis Run 1/7/2016 1:05 PM
Bridgeton LF Client: RSI Data: BRIDGETON

Sanitas™ v.9.5.20 Software licensed to Jett Environmental Consulting. UG

Sen's Slope Estimator

115-SS (bg)

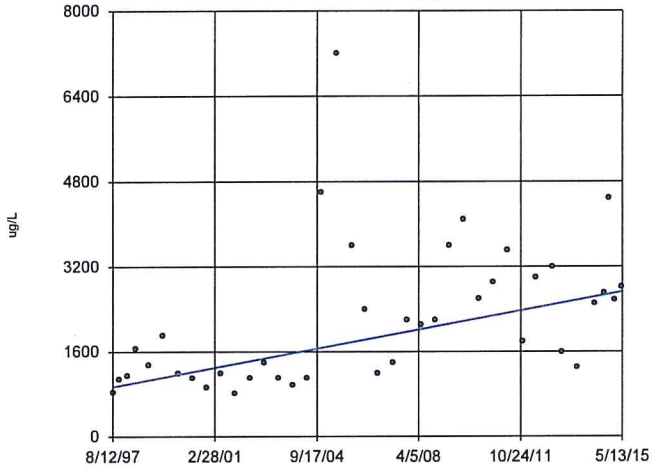

n = 40

Slope = 100.5 units per year.

Mann-Kendall statistic = 332
critical = 201

Increasing trend significant at 98% confidence level (α = 0.01 per tail).

Constituent: Iron Total Analysis Run 1/7/2016 1:05 PM
Bridgeton LF Client: RSI Data: BRIDGETON

Sanitas™ v.9.5.20 Software licensed to Jett Environmental Consulting. UG

Sen's Slope Estimator

104-SS (bg)

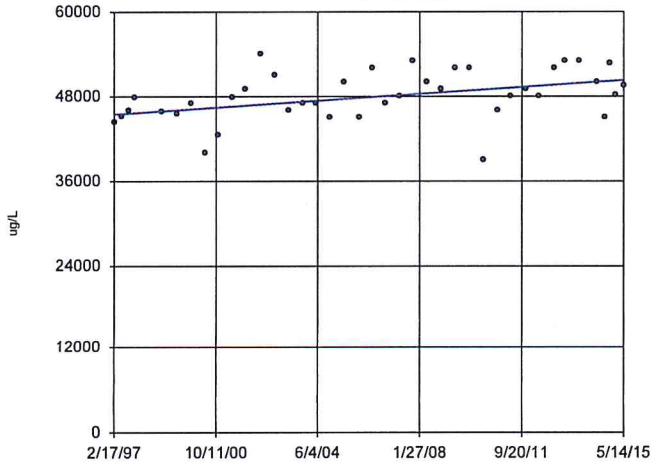

n = 40

Slope = 266.6 units per year.

Mann-Kendall statistic = 263
critical = 201

Increasing trend significant at 98% confidence level (α = 0.01 per tail).

Constituent: Magnesium Total Analysis Run 1/7/2016 1:05 PM
Bridgeton LF Client: RSI Data: BRIDGETON

Sanitas™ v.9.5.20 Software licensed to Jett Environmental Consulting. UG

Sen's Slope Estimator

105-SS (bg)

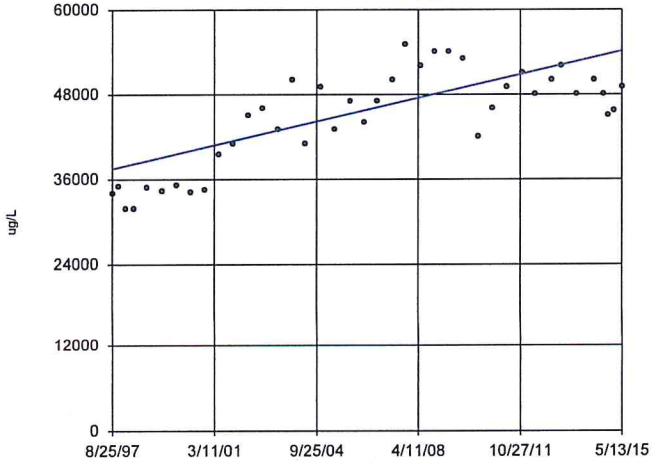

n = 40

Slope = 937 units per year.

Mann-Kendall statistic = 399
critical = 201

Increasing trend significant at 98% confidence level (α = 0.01 per tail).

Constituent: Magnesium Total Analysis Run 1/7/2016 1:05 PM
Bridgeton LF Client: RSI Data: BRIDGETON

Sanitas™ v.9.5.20 Software licensed to Jett Environmental Consulting. UG

Sen's Slope Estimator

106-SS (bg)

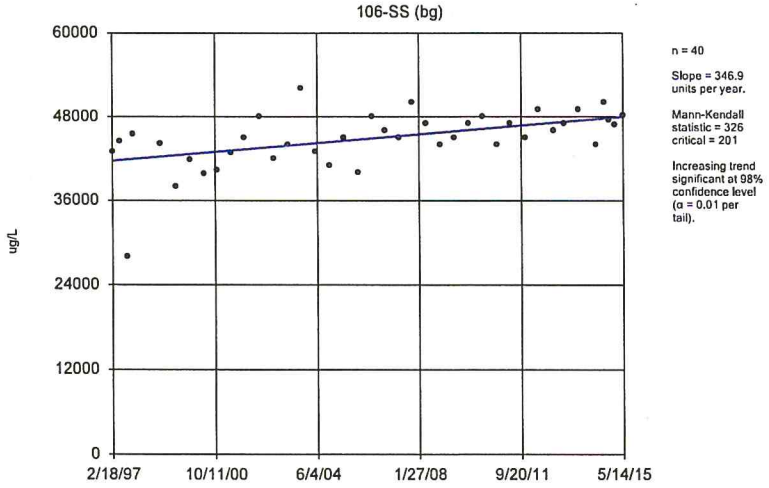

n = 40

Slope = 346.9 units per year.

Mann-Kendall statistic = 326 critical = 201

Increasing trend significant at 98% confidence level (α = 0.01 per tail).

Constituent: Magnesium Total Analysis Run 1/7/2016 1:05 PM

Bridgeton LF Client: RSI Data: BRIDGETON

Sanitas™ v.9.5.20 Software licensed to Jett Environmental Consulting. UG

Sen's Slope Estimator

110-SS (bg)

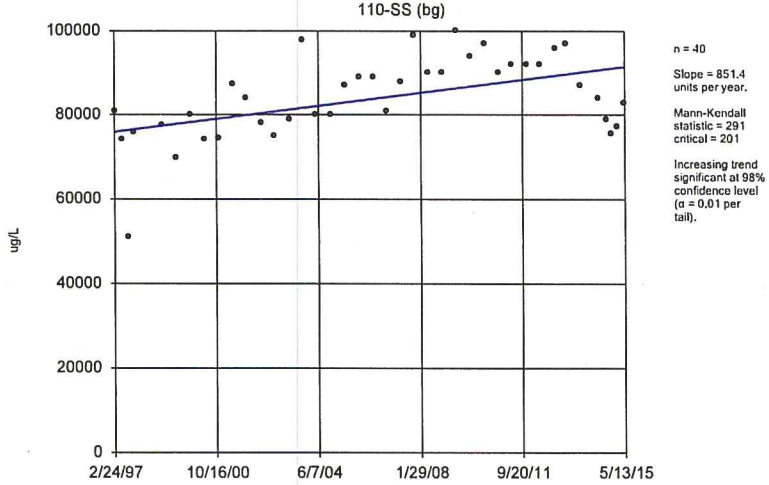

n = 40

Slope = 851.4 units per year.

Mann-Kendall statistic = 291 critical = 201

Increasing trend significant at 98% confidence level (α = 0.01 per tail).

Constituent: Magnesium Total Analysis Run 1/7/2016 1:05 PM

Bridgeton LF Client: RSI Data: BRIDGETON

Sanitas™ v.9.5.20 Software licensed to Jett Environmental Consulting. UG

Sen's Slope Estimator

115-SS (bg)

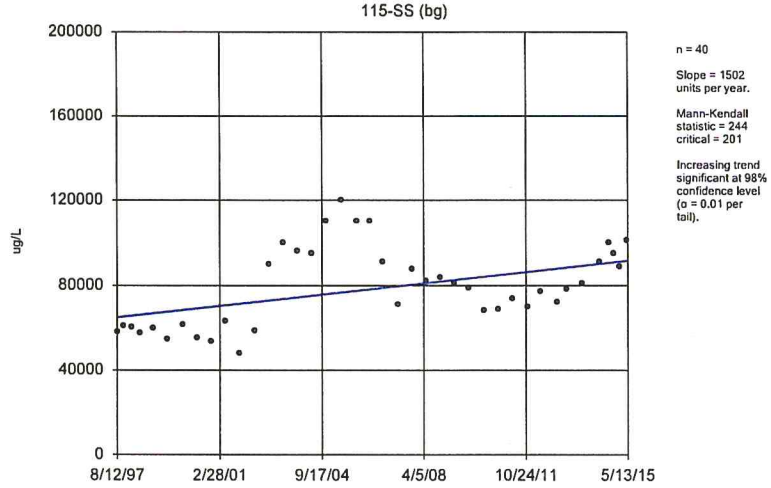

n = 40

Slope = 1502 units per year.

Mann-Kendall statistic = 244 critical = 201

Increasing trend significant at 98% confidence level (α = 0.01 per tail).

Constituent: Magnesium Total Analysis Run 1/7/2016 1:05 PM

Bridgeton LF Client: RSI Data: BRIDGETON

Sanitas™ v.9.5.20 Software licensed to Jett Environmental Consulting. UG

Sen's Slope Estimator

201A-SS (bg)

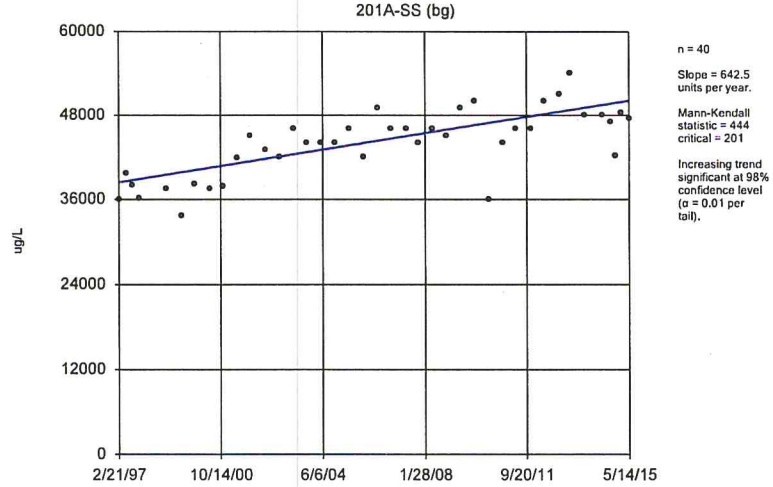

n = 40

Slope = 642.5 units per year.

Mann-Kendall statistic = 444 critical = 201

Increasing trend significant at 98% confidence level (α = 0.01 per tail).

Constituent: Magnesium Total Analysis Run 1/7/2016 1:05 PM

Bridgeton LF Client: RSI Data: BRIDGETON

Sanitas™ v.9.5.20 Software licensed to Jett Environmental Consulting. UG

Sen's Slope Estimator

205-SS (bg)

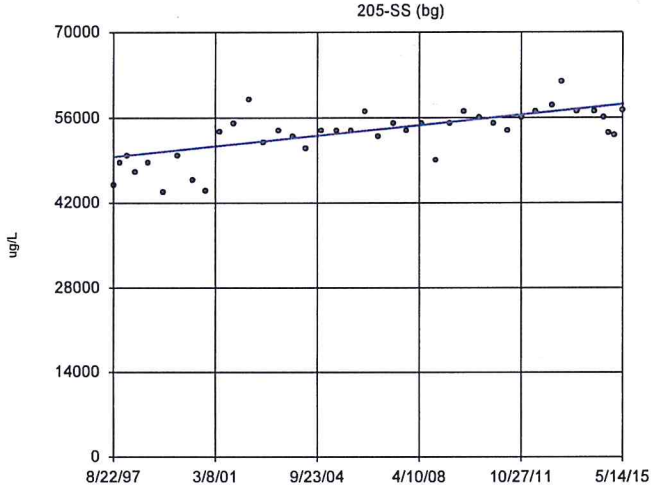

n = 40

Slope = 484.6 units per year.

Mann-Kendall statistic = 412
critical = 201

Increasing trend significant at 98% confidence level (α = 0.01 per tail).

Constituent: Magnesium Total Analysis Run 1/7/2016 1:05 PM
Bridgeton LF Client: RSI Data: BRIDGETON

Sanitas™ v.9.5.20 Software licensed to Jett Environmental Consulting. UG
Hollow symbols indicate censored values.

Sen's Slope Estimator

100-SS (bg)

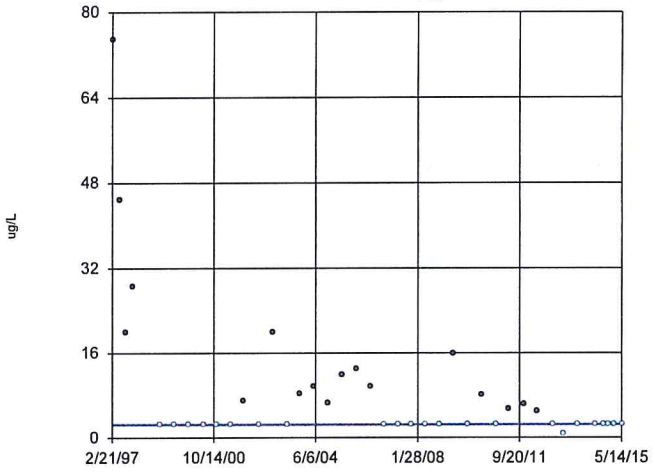

n = 40

Slope = 0 units per year.

Mann-Kendall statistic = -215
critical = -201

Decreasing trend significant at 98% confidence level (α = 0.01 per tail).

Constituent: Manganese Total Analysis Run 1/7/2016 1:05 PM
Bridgeton LF Client: RSI Data: BRIDGETON

Sanitas™ v.9.5.20 Software licensed to Jett Environmental Consulting. UG
Hollow symbols indicate censored values.

Sen's Slope Estimator

109-SS (bg)

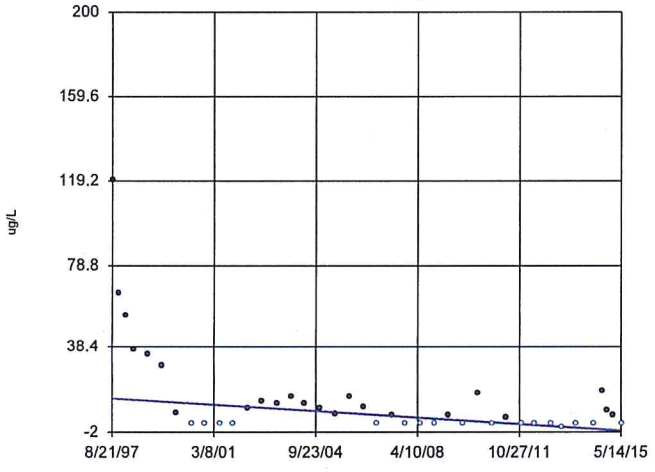

n = 40

Slope = -0.8628 units per year.

Mann-Kendall statistic = -304
critical = -201

Decreasing trend significant at 98% confidence level (α = 0.01 per tail).

Constituent: Manganese Total Analysis Run 1/7/2016 1:05 PM
Bridgeton LF Client: RSI Data: BRIDGETON

Sanitas™ v.9.5.20 Software licensed to Jett Environmental Consulting. UG

Sen's Slope Estimator

110-SS (bg)

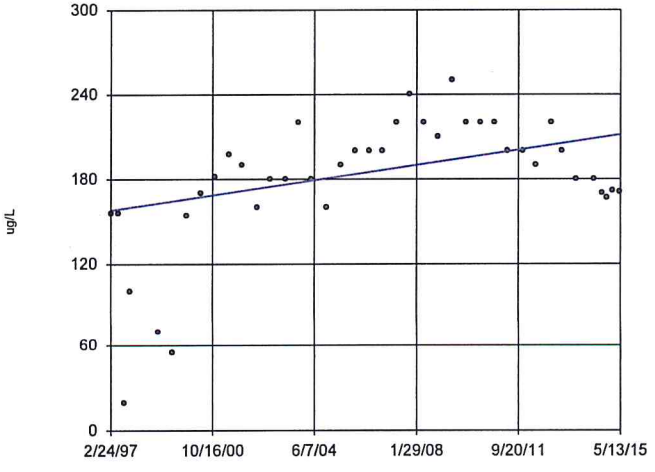

n = 40

Slope = 2.934 units per year.

Mann-Kendall statistic = 236
critical = 201

Increasing trend significant at 98% confidence level (α = 0.01 per tail).

Constituent: Manganese Total Analysis Run 1/7/2016 1:05 PM
Bridgeton LF Client: RSI Data: BRIDGETON

Sanitas™ v.9.5.20 Software licensed to Jett Environmental Consulting. UG
Hollow symbols indicate censored values.

Sen's Slope Estimator

115-SS (bg)

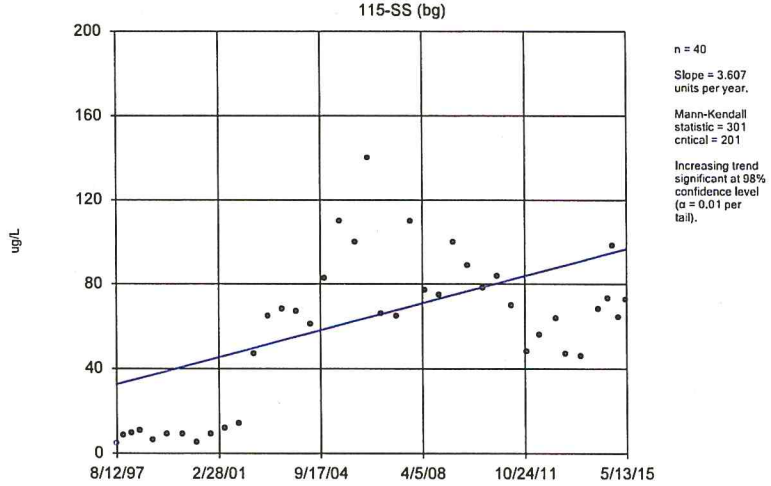

n = 40

Slope = 3.607 units per year.

Mann-Kendall statistic = 301
critical = 201

Increasing trend significant at 98% confidence level (α = 0.01 per tail).

Constituent: Manganese Total Analysis Run 1/7/2016 1:05 PM
Bridgeton LF Client: RSI Data: BRIDGETON

Sanitas™ v.9.5.20 Software licensed to Jett Environmental Consulting. UG

Sen's Slope Estimator

201A-SS (bg)

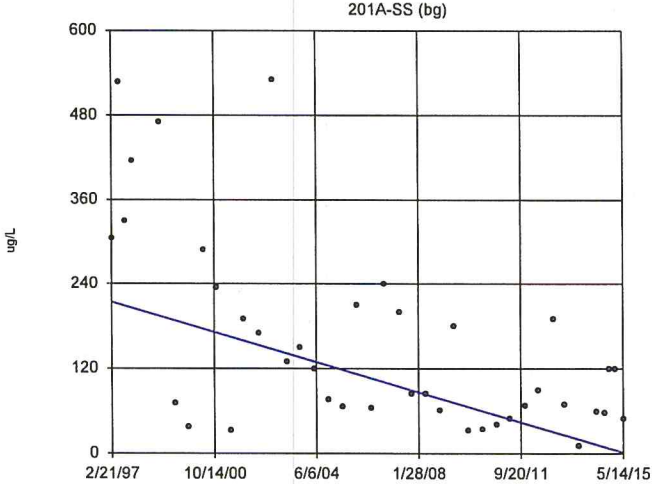

n = 40

Slope = -11.65 units per year.

Mann-Kendall statistic = -318
critical = -201

Decreasing trend significant at 98% confidence level (α = 0.01 per tail).

Constituent: Manganese Total Analysis Run 1/7/2016 1:05 PM
Bridgeton LF Client: RSI Data: BRIDGETON

Sanitas™ v.9.5.20 Software licensed to Jett Environmental Consulting. UG
Hollow symbols indicate censored values.

Sen's Slope Estimator

205-SS (bg)

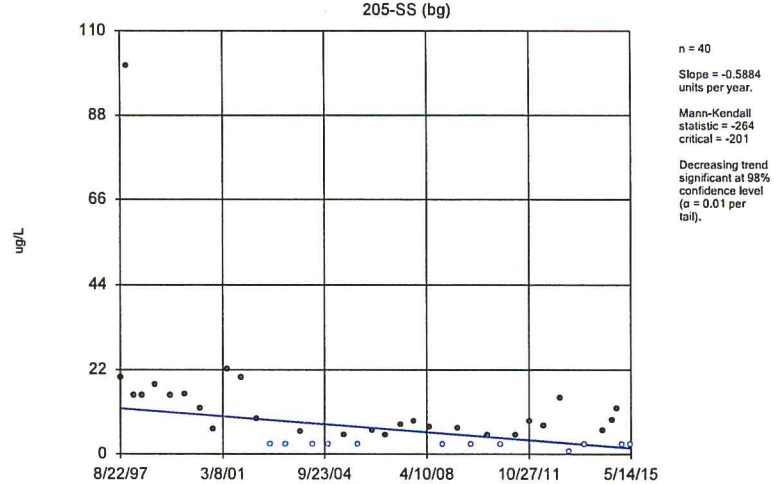

n = 40

Slope = -0.5884 units per year.

Mann-Kendall statistic = -264
critical = -201

Decreasing trend significant at 98% confidence level (α = 0.01 per tail).

Constituent: Manganese Total Analysis Run 1/7/2016 1:05 PM
Bridgeton LF Client: RSI Data: BRIDGETON

Sanitas™ v.9.5.20 Software licensed to Jett Environmental Consulting. UG
Hollow symbols indicate censored values.

Sen's Slope Estimator

100-SS (bg)

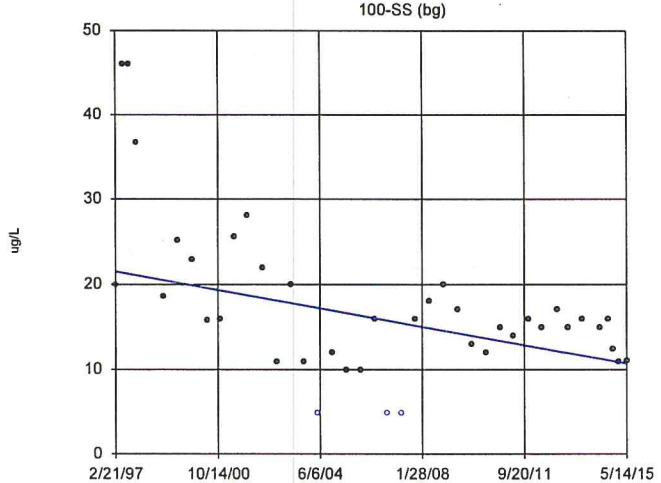

n = 40

Slope = -0.5913 units per year.

Mann-Kendall statistic = -261
critical = -201

Decreasing trend significant at 98% confidence level (α = 0.01 per tail).

Constituent: Nickel Total Analysis Run 1/7/2016 1:05 PM
Bridgeton LF Client: RSI Data: BRIDGETON

Sanitas™ v.9.5.20 Software licensed to Jett Environmental Consulting, UG
Hollow symbols indicate censored values.

Sen's Slope Estimator

115-SS (bg)

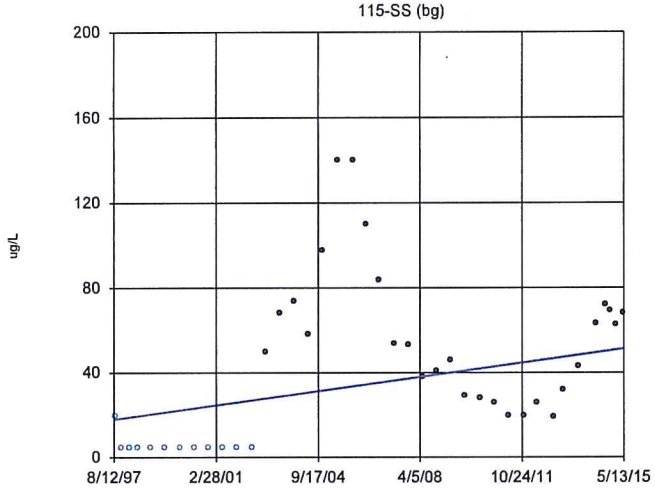

n = 40

Slope = 1.87 units per year.

Mann-Kendall statistic = 232 critical = 201

Increasing trend significant at 98% confidence level (α = 0.01 per tail).

Constituent: Nickel Total Analysis Run 1/7/2016 1:05 PM
Bridgeton LF Client: RSI Data: BRIDGETON

Sanitas™ v.9.5.20 Software licensed to Jett Environmental Consulting, UG
Hollow symbols indicate censored values.

Sen's Slope Estimator

201A-SS (bg)

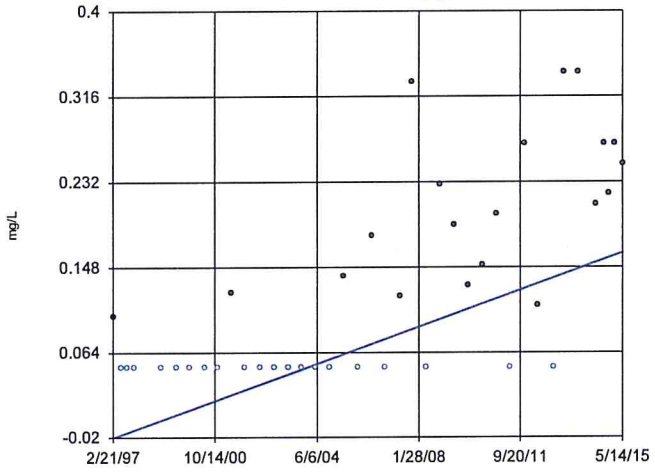

n = 40

Slope = 0.01 units per year.

Mann-Kendall statistic = 364 critical = 201

Increasing trend significant at 98% confidence level (α = 0.01 per tail).

Constituent: Nitrate/Nitrite Analysis Run 1/7/2016 1:05 PM
Bridgeton LF Client: RSI Data: BRIDGETON

Sanitas™ v.9.5.20 Software licensed to Jett Environmental Consulting, UG

Sen's Slope Estimator

104-SS (bg)

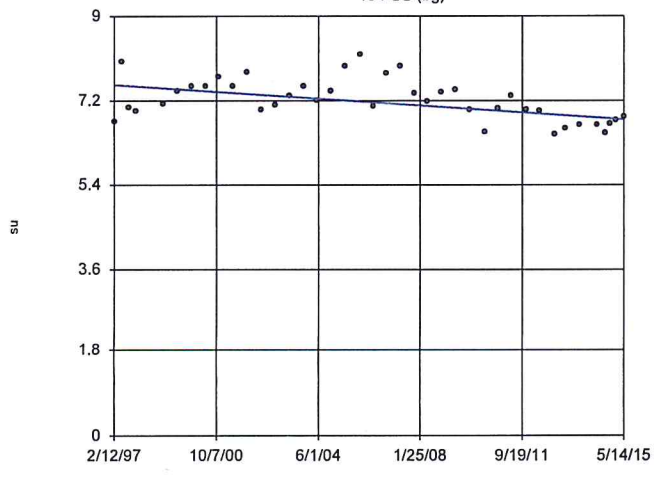

n = 40

Slope = -0.0405 units per year.

Mann-Kendall statistic = -277 critical = -201

Decreasing trend significant at 98% confidence level (α = 0.01 per tail).

Constituent: pH [Field] Analysis Run 1/7/2016 1:05 PM
Bridgeton LF Client: RSI Data: BRIDGETON

Sanitas™ v.9.5.20 Software licensed to Jett Environmental Consulting, UG

Sen's Slope Estimator

105-SS (bg)

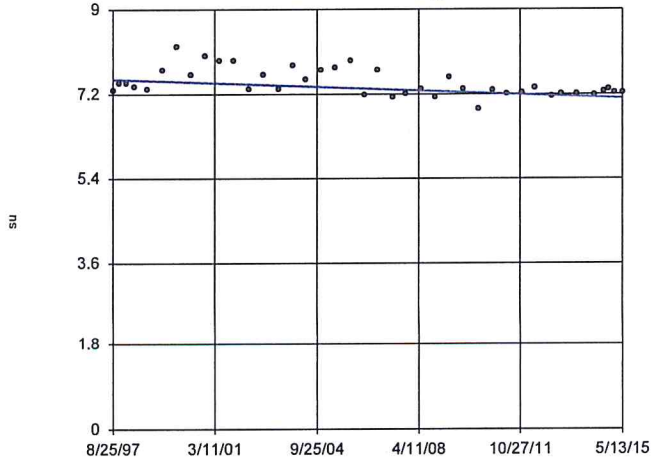

n = 40

Slope = -0.02251 units per year.

Mann-Kendall statistic = -283 critical = -201

Decreasing trend significant at 98% confidence level (α = 0.01 per tail).

Constituent: pH [Field] Analysis Run 1/7/2016 1:05 PM
Bridgeton LF Client: RSI Data: BRIDGETON

Sanitas™ v.9.5.20 Software licensed to Jett Environmental Consulting. UG

Sen's Slope Estimator

106-SS (bg)

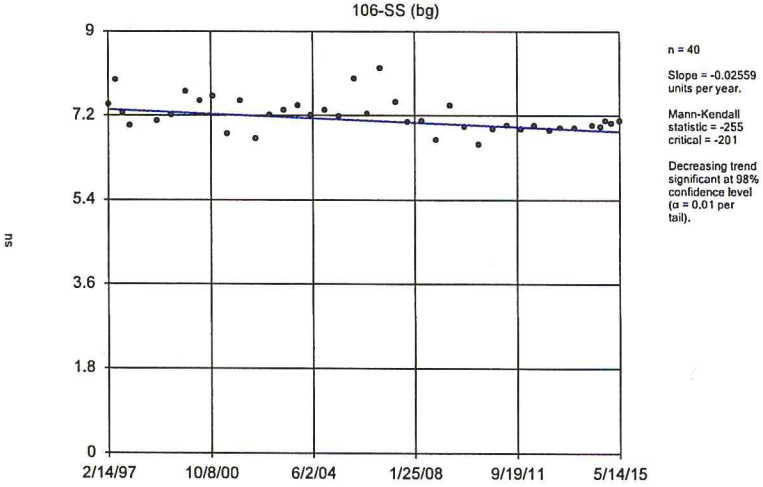

n = 40

Slope = -0.02559 units per year.

Mann-Kendall statistic = -255
critical = -201

Decreasing trend significant at 98% confidence level (α = 0.01 per tail).

Constituent: pH [Field] Analysis Run 1/7/2016 1:05 PM
Bridgeton LF Client: RSI Data: BRIDGETON

Sanitas™ v.9.5.20 Software licensed to Jett Environmental Consulting. UG

Sen's Slope Estimator

110-SS (bg)

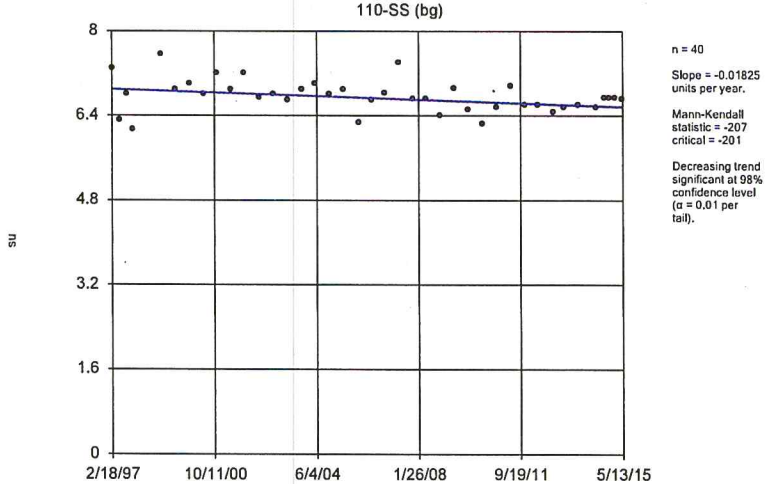

n = 40

Slope = -0.01825 units per year.

Mann-Kendall statistic = -207
critical = -201

Decreasing trend significant at 98% confidence level (α = 0.01 per tail).

Constituent: pH [Field] Analysis Run 1/7/2016 1:05 PM
Bridgeton LF Client: RSI Data: BRIDGETON

Sanitas™ v.9.5.20 Software licensed to Jett Environmental Consulting. UG

Sen's Slope Estimator

201A-SS (bg)

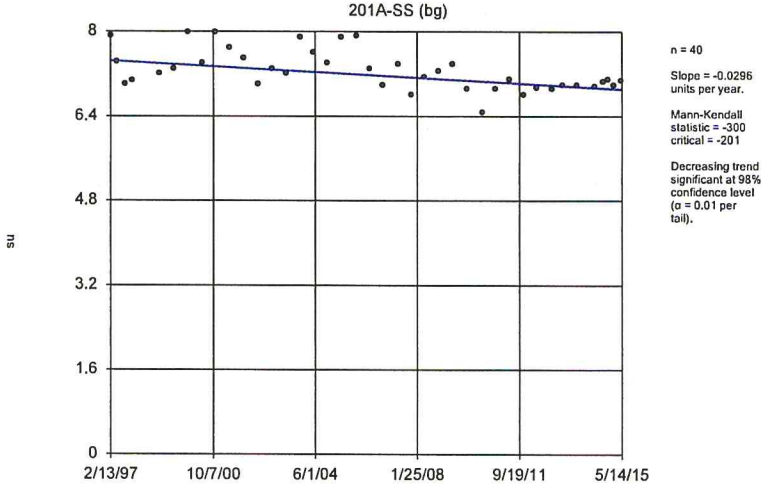

n = 40

Slope = -0.0296 units per year.

Mann-Kendall statistic = -300
critical = -201

Decreasing trend significant at 98% confidence level (α = 0.01 per tail).

Constituent: pH [Field] Analysis Run 1/7/2016 1:05 PM
Bridgeton LF Client: RSI Data: BRIDGETON

Sanitas™ v.9.5.20 Software licensed to Jett Environmental Consulting. UG

Sen's Slope Estimator

205-SS (bg)

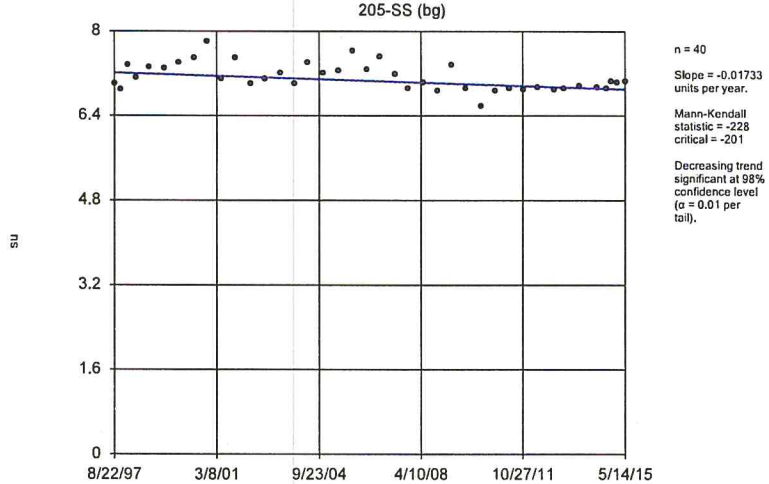

n = 40

Slope = -0.01733 units per year.

Mann-Kendall statistic = -228
critical = -201

Decreasing trend significant at 98% confidence level (α = 0.01 per tail).

Constituent: pH [Field] Analysis Run 1/7/2016 1:05 PM
Bridgeton LF Client: RSI Data: BRIDGETON

Sanitas™ v.9.5.20 Software licensed to Jett Environmental Consulting. UG
Hollow symbols indicate censored values.

Sen's Slope Estimator

105-SS (bg)

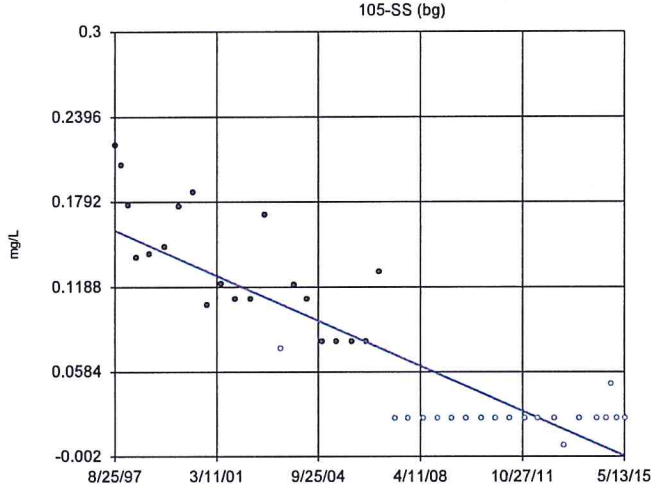

n = 40

Slope = -0.009051 units per year.

Mann-Kendall statistic = -509
critical = -201

Decreasing trend significant at 98% confidence level (α = 0.01 per tail).

Constituent: Phosphorus Total Analysis Run 1/7/2016 1:05 PM
Bridgeton LF Client: RSI Data: BRIDGETON

Sanitas™ v.9.5.20 Software licensed to Jett Environmental Consulting. UG
Hollow symbols indicate censored values.

Sen's Slope Estimator

115-SS (bg)

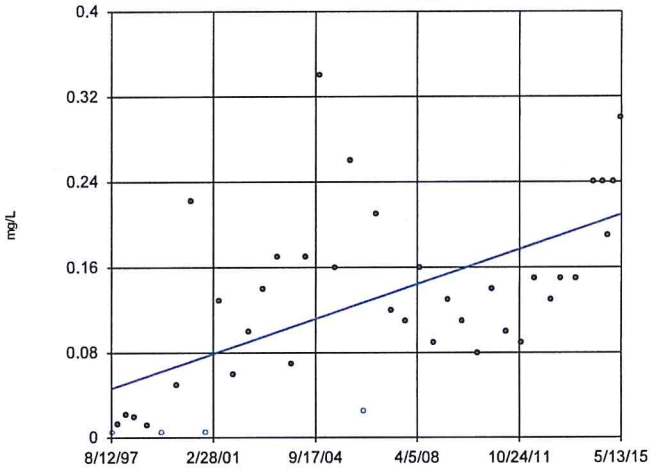

n = 40

Slope = 0.009173 units per year.

Mann-Kendall statistic = 344
critical = 201

Increasing trend significant at 98% confidence level (α = 0.01 per tail).

Constituent: Phosphorus Total Analysis Run 1/7/2016 1:05 PM
Bridgeton LF Client: RSI Data: BRIDGETON

Sanitas™ v.9.5.20 Software licensed to Jett Environmental Consulting. UG
Hollow symbols indicate censored values.

Sen's Slope Estimator

201A-SS (bg)

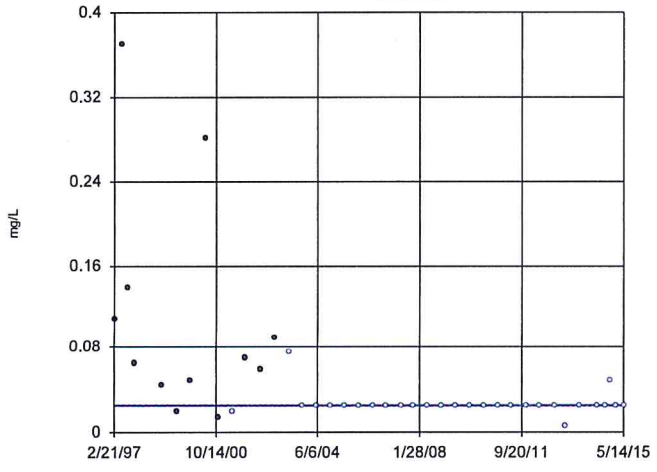

n = 40

Slope = 0 units per year.

Mann-Kendall statistic = -217
critical = -201

Decreasing trend significant at 98% confidence level (α = 0.01 per tail).

Constituent: Phosphorus Total Analysis Run 1/7/2016 1:05 PM
Bridgeton LF Client: RSI Data: BRIDGETON

Sanitas™ v.9.5.20 Software licensed to Jett Environmental Consulting. UG

Sen's Slope Estimator

100-SS (bg)

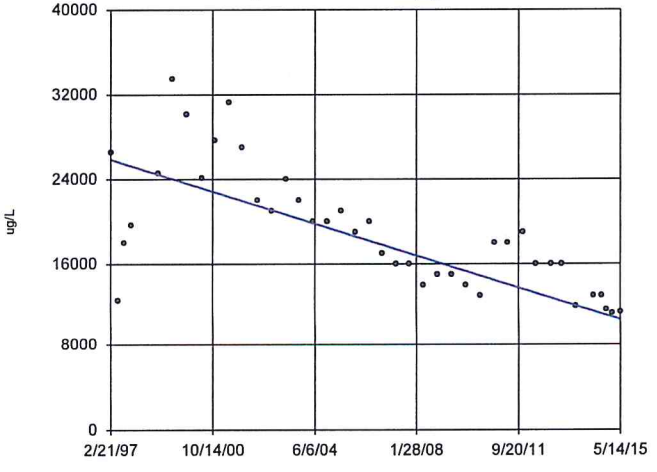

n = 40

Slope = -831.9 units per year.

Mann-Kendall statistic = -488
critical = -201

Decreasing trend significant at 98% confidence level (α = 0.01 per tail).

Constituent: Sodium Total Analysis Run 1/7/2016 1:06 PM
Bridgeton LF Client: RSI Data: BRIDGETON

Sanitas™ v.9.5.20 Software licensed to Jett Environmental Consulting. UG

Sen's Slope Estimator

104-SS (bg)

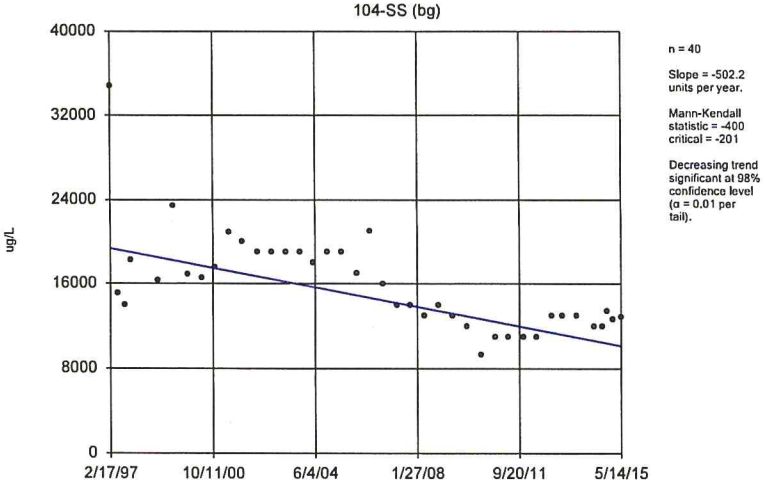

n = 40

Slope = -502.2 units per year.

Mann-Kendall statistic = -400
critical = -201

Decreasing trend significant at 98% confidence level (α = 0.01 per tail).

Constituent: Sodium Total Analysis Run 1/7/2016 1:06 PM
Bridgeton LF Client: RSI Data: BRIDGETON

Sanitas™ v.9.5.20 Software licensed to Jett Environmental Consulting. UG

Sen's Slope Estimator

105-SS (bg)

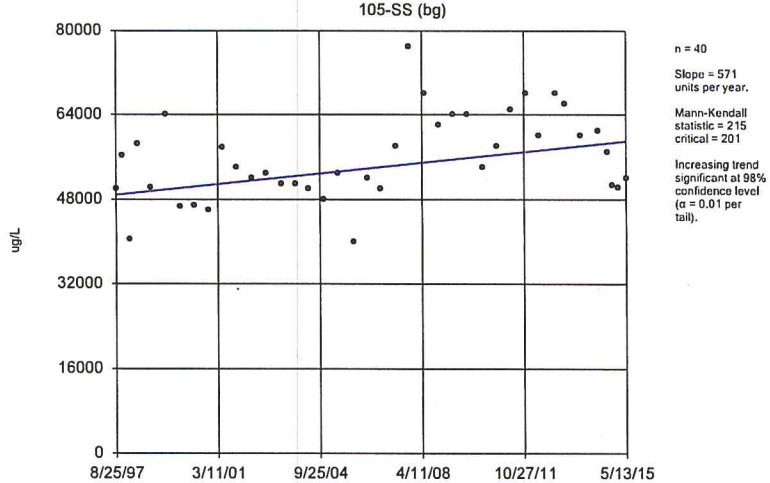

n = 40

Slope = 571 units per year.

Mann-Kendall statistic = 215
critical = 201

Increasing trend significant at 98% confidence level (α = 0.01 per tail).

Constituent: Sodium Total Analysis Run 1/7/2016 1:06 PM
Bridgeton LF Client: RSI Data: BRIDGETON

Sanitas™ v.9.5.20 Software licensed to Jett Environmental Consulting. UG

Sen's Slope Estimator

106-SS (bg)

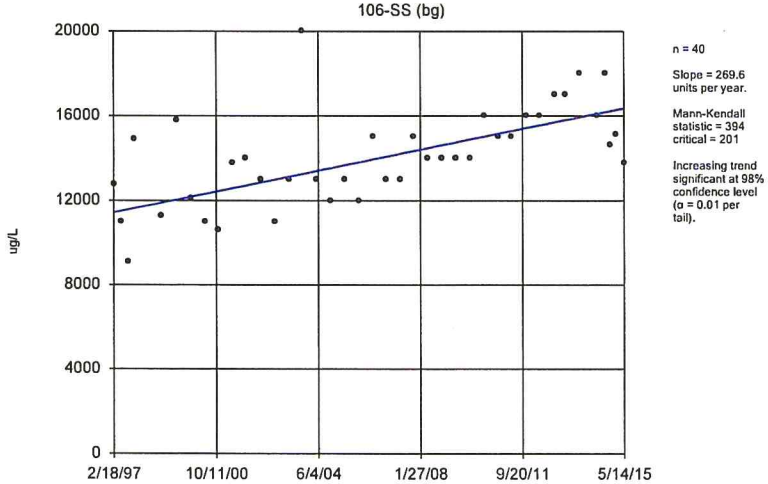

n = 40

Slope = 269.6 units per year.

Mann-Kendall statistic = 394
critical = 201

Increasing trend significant at 98% confidence level (α = 0.01 per tail).

Constituent: Sodium Total Analysis Run 1/7/2016 1:06 PM
Bridgeton LF Client: RSI Data: BRIDGETON

Sanitas™ v.9.5.20 Software licensed to Jett Environmental Consulting. UG

Sen's Slope Estimator

109-SS (bg)

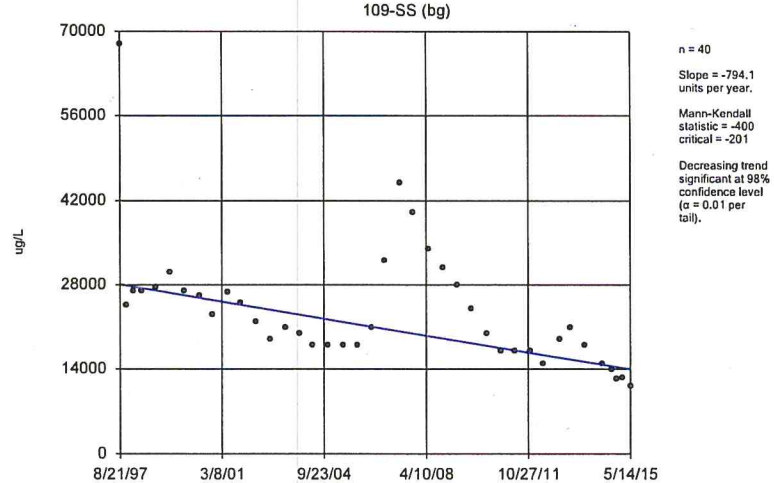

n = 40

Slope = -794.1 units per year.

Mann-Kendall statistic = -400
critical = -201

Decreasing trend significant at 98% confidence level (α = 0.01 per tail).

Constituent: Sodium Total Analysis Run 1/7/2016 1:06 PM
Bridgeton LF Client: RSI Data: BRIDGETON

Sanitas™ v.9.5.20 Software licensed to Jett Environmental Consulting, UG

Sen's Slope Estimator

115-SS (bg)

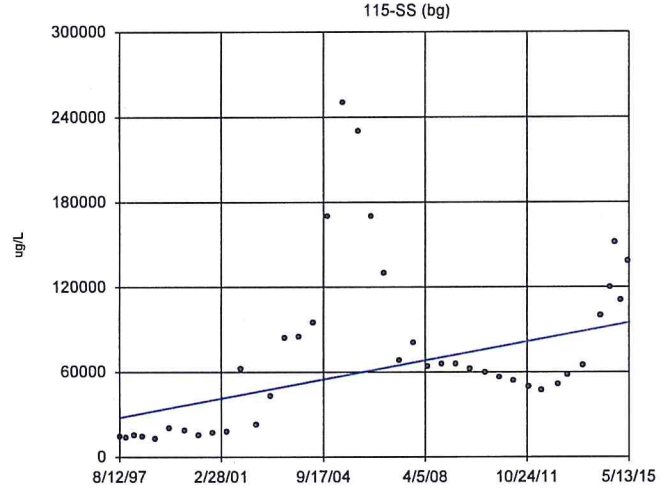

n = 40

Slope = 3767 units per year.

Mann-Kendall statistic = 297 critical = 201

Increasing trend significant at 98% confidence level (α = 0.01 per tail).

Constituent: Sodium Total Analysis Run 1/7/2016 1:06 PM

Bridgeton LF Client: RSI Data: BRIDGETON

Sanitas™ v.9.5.20 Software licensed to Jett Environmental Consulting, UG

Sen's Slope Estimator

201A-SS (bg)

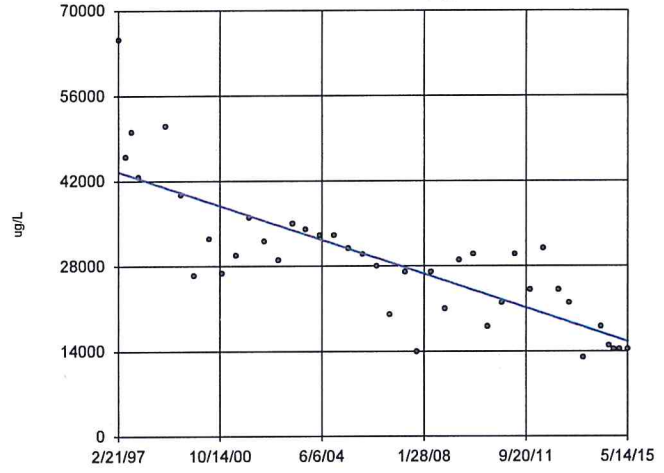

n = 40

Slope = -1529 units per year.

Mann-Kendall statistic = -493 critical = -201

Decreasing trend significant at 98% confidence level (α = 0.01 per tail).

Constituent: Sodium Total Analysis Run 1/7/2016 1:06 PM

Bridgeton LF Client: RSI Data: BRIDGETON

Sanitas™ v.9.5.20 Software licensed to Jett Environmental Consulting, UG

Sen's Slope Estimator

205-SS (bg)

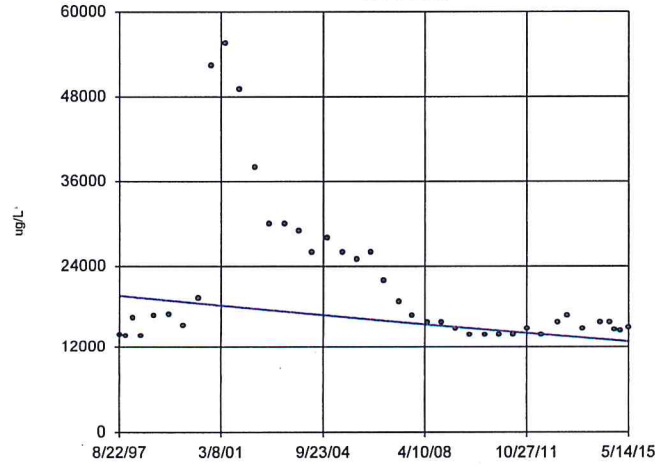

n = 40

Slope = -392.5 units per year.

Mann-Kendall statistic = -234 critical = -201

Decreasing trend significant at 98% confidence level (α = 0.01 per tail).

Constituent: Sodium Total Analysis Run 1/7/2016 1:06 PM

Bridgeton LF Client: RSI Data: BRIDGETON

Sanitas™ v.9.5.20 Software licensed to Jett Environmental Consulting, UG

Sen's Slope Estimator

105-SS (bg)

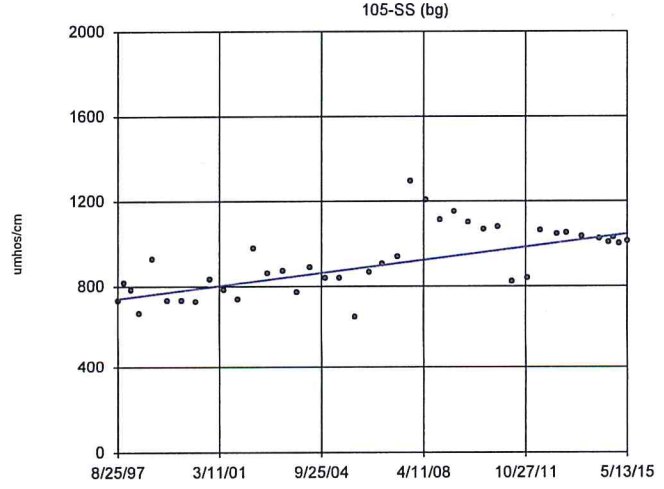

n = 40

Slope = 17.15 units per year.

Mann-Kendall statistic = 333 critical = 201

Increasing trend significant at 98% confidence level (α = 0.01 per tail).

Constituent: Specific Conductance [Field] Analysis Run 1/7/2016 1:06 PM

Bridgeton LF Client: RSI Data: BRIDGETON

Sanitas™ v.9.5.20 Software licensed to Jett Environmental Consulting. UG

Sen's Slope Estimator

110-SS (bg)

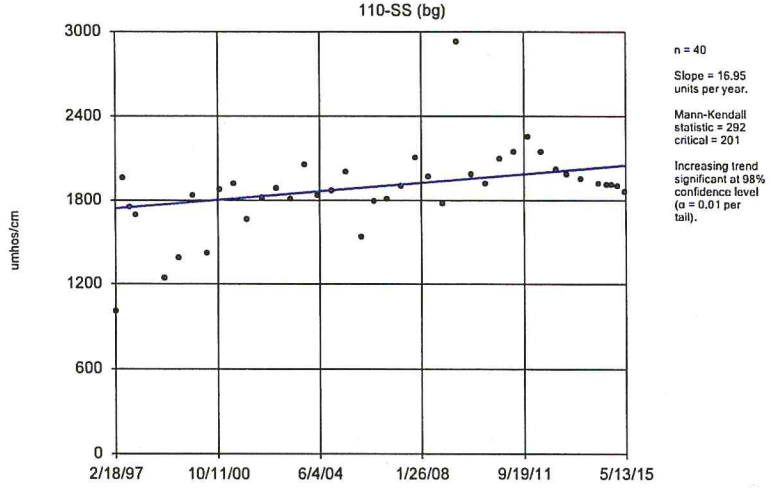

n = 40

Slope = 16.95 units per year.

Mann-Kendall statistic = 292
critical = 201

Increasing trend significant at 98% confidence level (α = 0.01 per tail).

Constituent: Specific Conductance [Field] Analysis Run 1/7/2016 1:06 PM
Bridgeton LF Client: RSI Data: BRIDGETON

Sanitas™ v.9.5.20 Software licensed to Jett Environmental Consulting. UG

Sen's Slope Estimator

115-SS (bg)

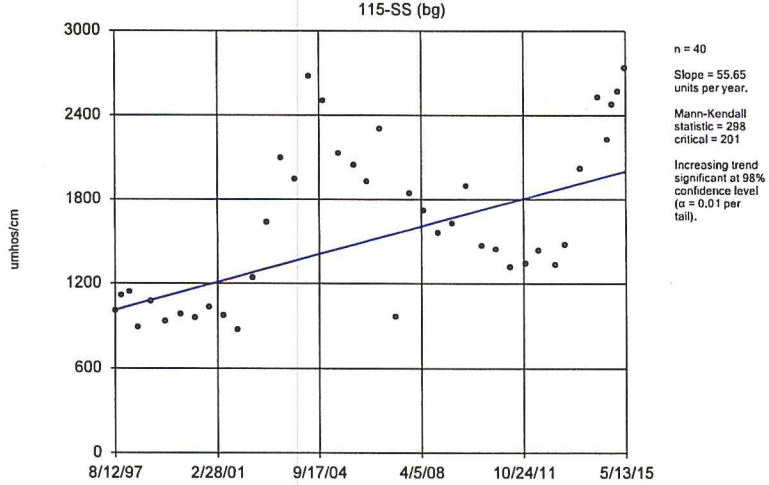

n = 40

Slope = 55.65 units per year.

Mann-Kendall statistic = 298
critical = 201

Increasing trend significant at 98% confidence level (α = 0.01 per tail).

Constituent: Specific Conductance [Field] Analysis Run 1/7/2016 1:06 PM
Bridgeton LF Client: RSI Data: BRIDGETON

Sanitas™ v.9.5.20 Software licensed to Jett Environmental Consulting. UG
Hollow symbols indicate censored values.

Sen's Slope Estimator

100-SS (bg)

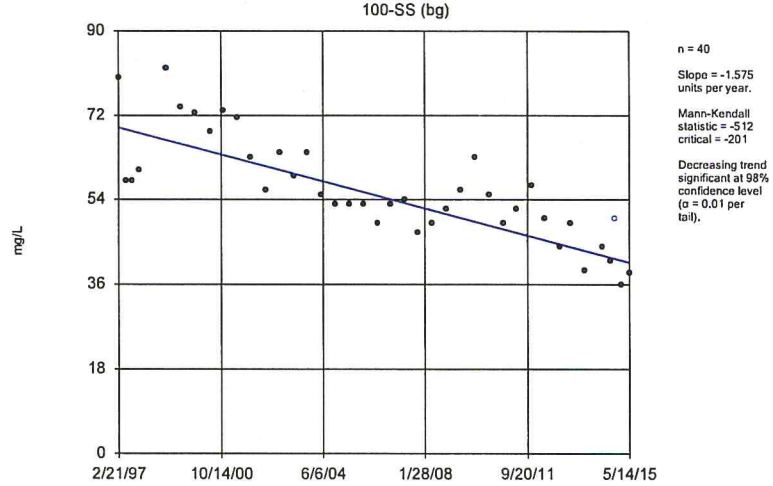

n = 40

Slope = -1.575 units per year.

Mann-Kendall statistic = -512
critical = -201

Decreasing trend significant at 98% confidence level (α = 0.01 per tail).

Constituent: Sulfate as SO4 Analysis Run 1/7/2016 1:06 PM
Bridgeton LF Client: RSI Data: BRIDGETON

Sanitas™ v.9.5.20 Software licensed to Jett Environmental Consulting. UG
Hollow symbols indicate censored values.

Sen's Slope Estimator

104-SS (bg)

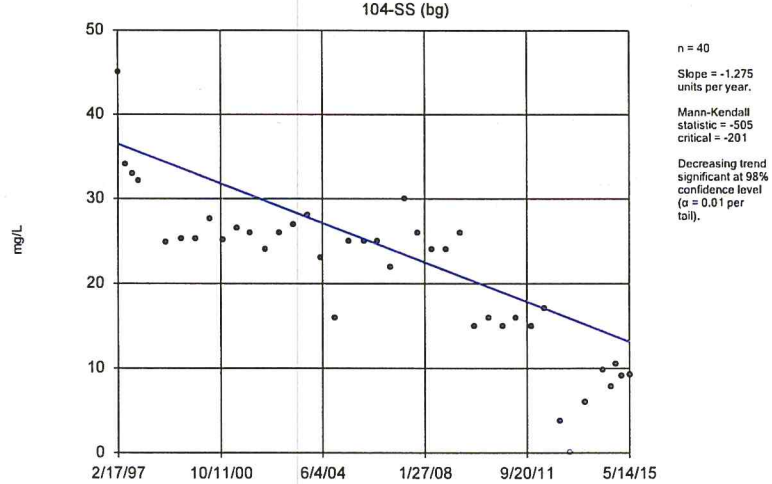

n = 40

Slope = -1.275 units per year.

Mann-Kendall statistic = -505
critical = -201

Decreasing trend significant at 98% confidence level (α = 0.01 per tail).

Constituent: Sulfate as SO4 Analysis Run 1/7/2016 1:06 PM
Bridgeton LF Client: RSI Data: BRIDGETON

Sanitas™ v.9.5.20 Software licensed to Jett Environmental Consulting. UG

Sen's Slope Estimator

105-SS (bg)

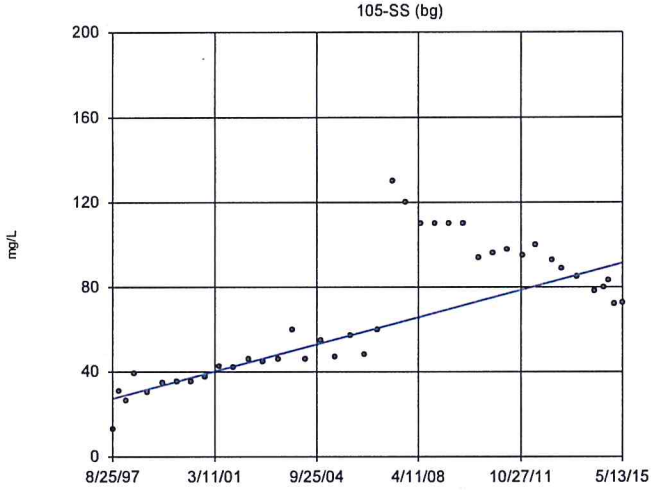

n = 40

Slope = 3.61 units per year.

Mann-Kendall statistic = 428 critical = 201

Increasing trend significant at 98% confidence level (α = 0.01 per tail).

Constituent: Sulfate as SO4 Analysis Run 1/7/2016 1:06 PM

Bridgeton LF Client: RSI Data: BRIDGETON

Sanitas™ v.9.5.20 Software licensed to Jett Environmental Consulting. UG

Hollow symbols indicate censored values.

Sen's Slope Estimator

109-SS (bg)

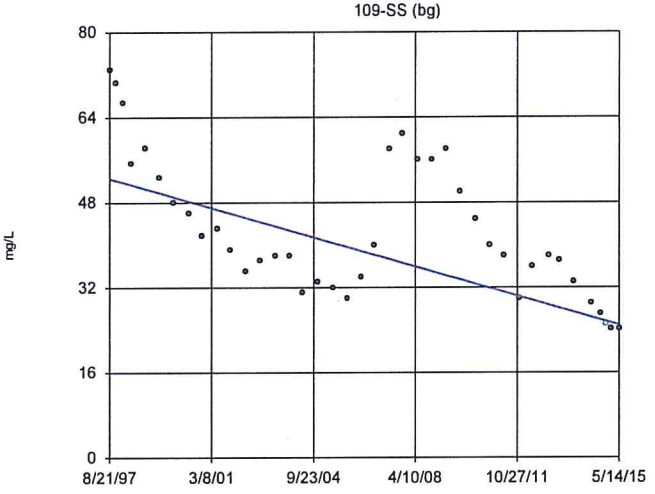

n = 40

Slope = -1.556 units per year.

Mann-Kendall statistic = -397 critical = -201

Decreasing trend significant at 98% confidence level (α = 0.01 per tail).

Constituent: Sulfate as SO4 Analysis Run 1/7/2016 1:06 PM

Bridgeton LF Client: RSI Data: BRIDGETON

Sanitas™ v.9.5.20 Software licensed to Jett Environmental Consulting. UG

Sen's Slope Estimator

110-SS (bg)

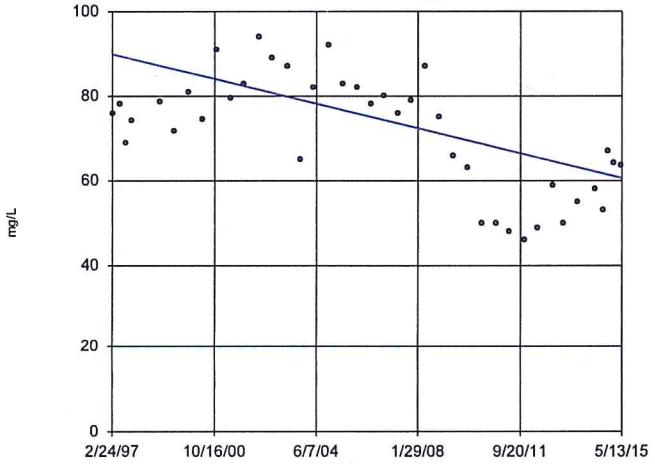

n = 40

Slope = -1.606 units per year.

Mann-Kendall statistic = -300 critical = -201

Decreasing trend significant at 98% confidence level (α = 0.01 per tail).

Constituent: Sulfate as SO4 Analysis Run 1/7/2016 1:06 PM

Bridgeton LF Client: RSI Data: BRIDGETON

Sanitas™ v.9.5.20 Software licensed to Jett Environmental Consulting. UG

Sen's Slope Estimator

115-SS (bg)

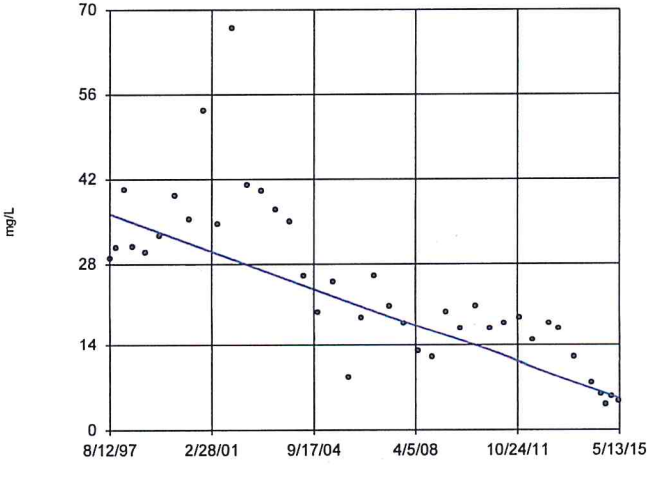

n = 40

Slope = -1.746 units per year.

Mann-Kendall statistic = -505 critical = -201

Decreasing trend significant at 98% confidence level (α = 0.01 per tail).

Constituent: Sulfate as SO4 Analysis Run 1/7/2016 1:06 PM

Bridgeton LF Client: RSI Data: BRIDGETON

Sanitas™ v.9.5.20 Software licensed to Jett Environmental Consulting, UG

Sen's Slope Estimator

201A-SS (bg)

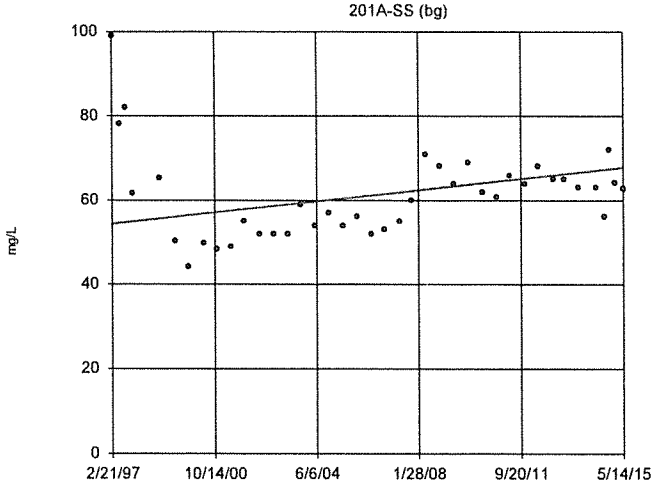

n = 40

Slope = 0.7361 units per year.

Mann-Kendall statistic = 205 critical = 201

Increasing trend significant at 98% confidence level (α = 0.01 per tail).

Constituent: Sulfate as SO4 Analysis Run 1/7/2016 1:06 PM

Bridgeton LF Client: RSI Data: BRIDGETON

Sanitas™ v.9.5.20 Software licensed to Jett Environmental Consulting, UG

Hollow symbols indicate censored values.

Sen's Slope Estimator

100-SS (bg)

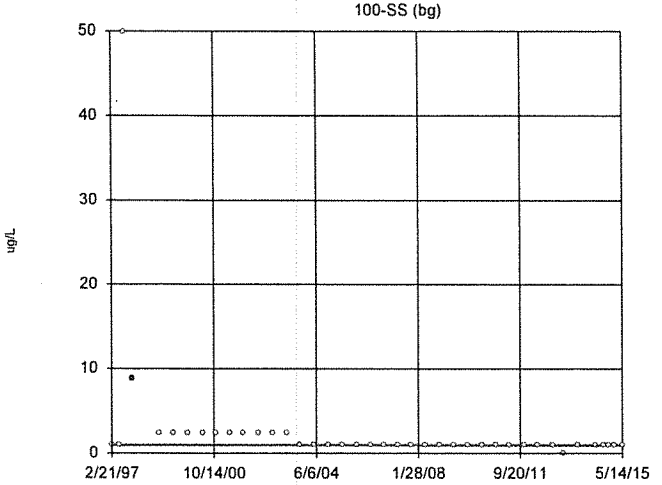

n = 40

Slope = 0 units per year.

Mann-Kendall statistic = -324 critical = -201

Decreasing trend significant at 98% confidence level (α = 0.01 per tail).

Constituent: Thallium Total Analysis Run 1/7/2016 1:06 PM

Bridgeton LF Client: RSI Data: BRIDGETON

Sanitas™ v.9.5.20 Software licensed to Jett Environmental Consulting, UG

Hollow symbols indicate censored values.

Sen's Slope Estimator

104-SS (bg)

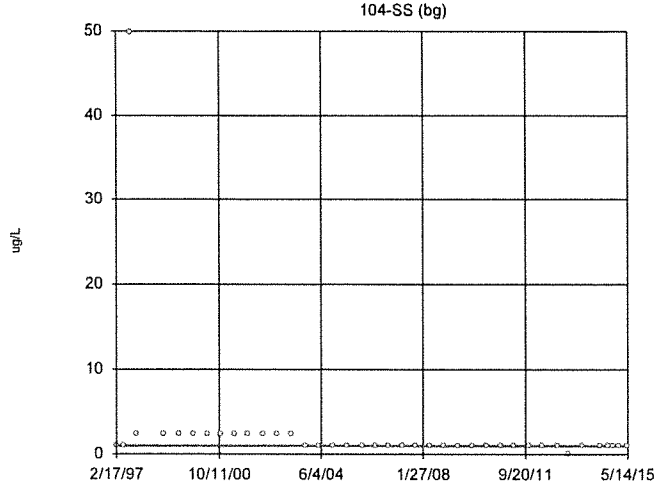

n = 40

Slope = 0 units per year.

Mann-Kendall statistic = -314 critical = -201

Decreasing trend significant at 98% confidence level (α = 0.01 per tail).

Constituent: Thallium Total Analysis Run 1/7/2016 1:06 PM

Bridgeton LF Client: RSI Data: BRIDGETON

Sanitas™ v.9.5.20 Software licensed to Jett Environmental Consulting, UG

Hollow symbols indicate censored values.

Sen's Slope Estimator

105-SS (bg)

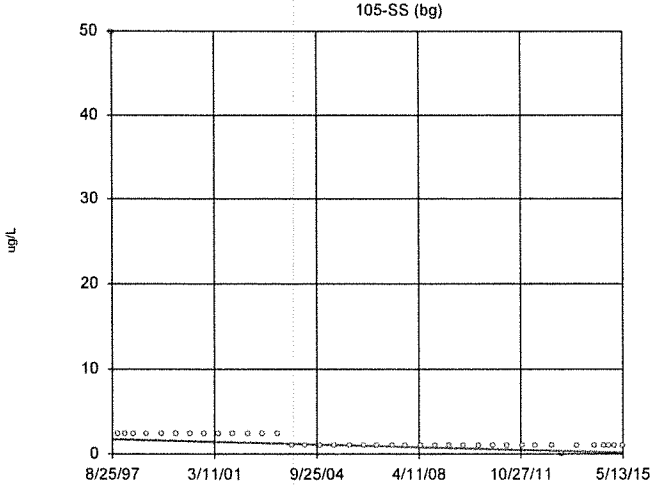

n = 40

Slope = -0.08868 units per year.

Mann-Kendall statistic = -390 critical = -201

Decreasing trend significant at 98% confidence level (α = 0.01 per tail).

Constituent: Thallium Total Analysis Run 1/7/2016 1:06 PM

Bridgeton LF Client: RSI Data: BRIDGETON

Sanitas™ v.9.5.20 Software licensed to Jett Environmental Consulting, UG
Hollow symbols indicate censored values.

Sen's Slope Estimator

106-SS (bg)

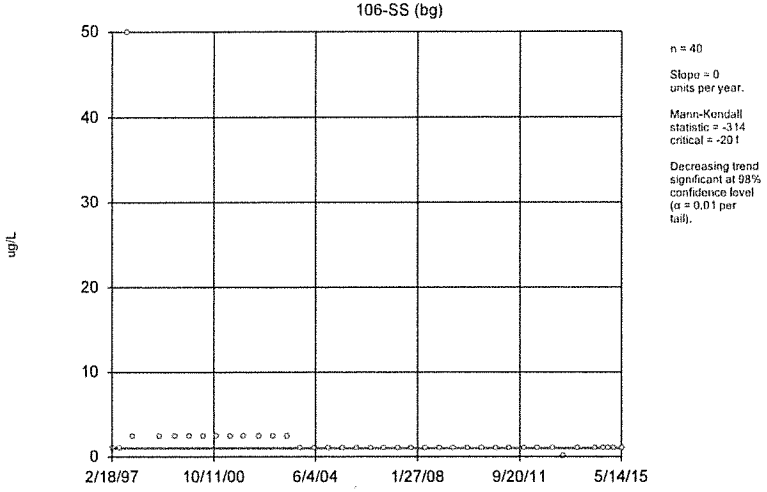

n = 40

Slope = 0
units per year.

Mann-Kendall
statistic = -314
critical = -201

Decreasing trend
significant at 98%
confidence level
(α = 0.01 per
tail).

Constituent: Thallium Total Analysis Run 1/7/2016 1:06 PM
Bridgeton LF Client: RSI Data: BRIDGETON

Sanitas™ v.9.5.20 Software licensed to Jett Environmental Consulting, UG
Hollow symbols indicate censored values.

Sen's Slope Estimator

109-SS (bg)

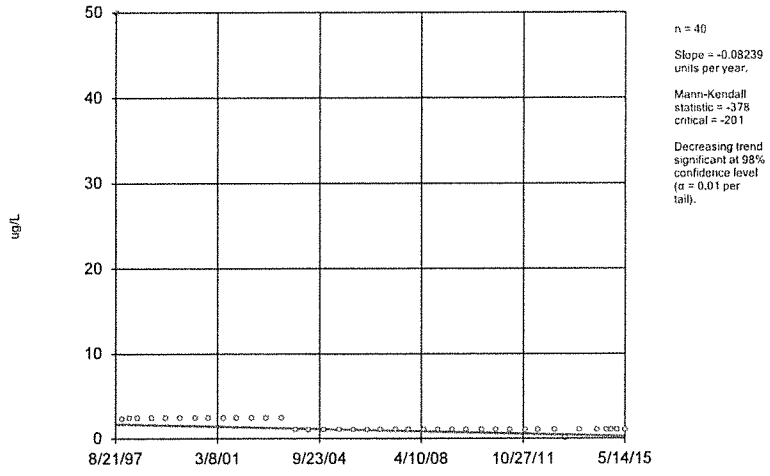

n = 40

Slope = -0.08239
units per year.

Mann-Kendall
statistic = -378
critical = -201

Decreasing trend
significant at 98%
confidence level
(α = 0.01 per
tail).

Constituent: Thallium Total Analysis Run 1/7/2016 1:06 PM
Bridgeton LF Client: RSI Data: BRIDGETON

Sanitas™ v.9.5.20 Software licensed to Jett Environmental Consulting, UG
Hollow symbols indicate censored values.

Sen's Slope Estimator

110-SS (bg)

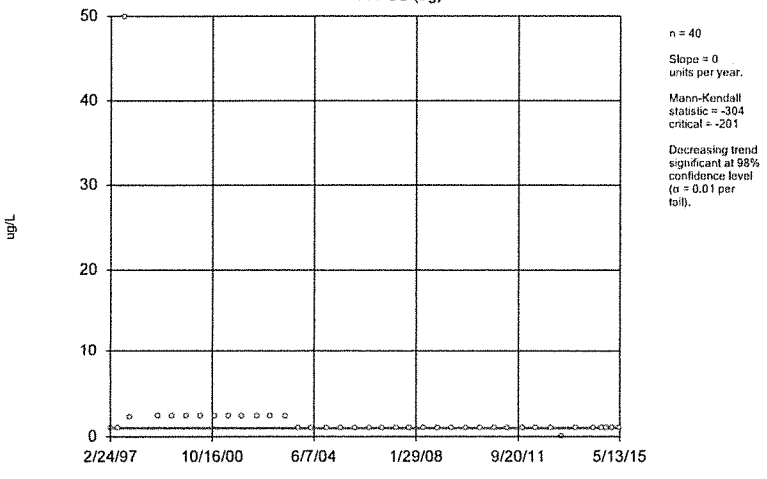

n = 40

Slope = 0
units per year.

Mann-Kendall
statistic = -304
critical = -201

Decreasing trend
significant at 98%
confidence level
(α = 0.01 per
tail).

Constituent: Thallium Total Analysis Run 1/7/2016 1:06 PM
Bridgeton LF Client: RSI Data: BRIDGETON

Sanitas™ v.9.5.20 Software licensed to Jett Environmental Consulting, UG
Hollow symbols indicate censored values.

Sen's Slope Estimator

115-SS (bg)

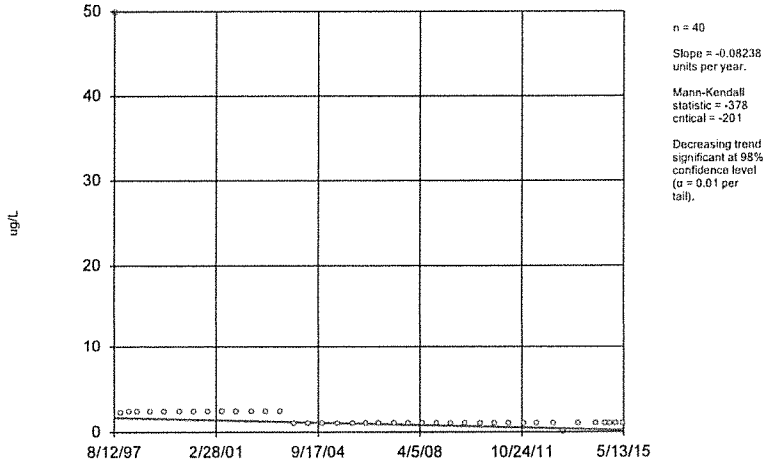

n = 40

Slope = -0.08238
units per year.

Mann-Kendall
statistic = -378
critical = -201

Decreasing trend
significant at 98%
confidence level
(α = 0.01 per
tail).

Constituent: Thallium Total Analysis Run 1/7/2016 1:06 PM
Bridgeton LF Client: RSI Data: BRIDGETON

Sanitas™ v.9.5.20 Software licensed to Jett Environmental Consulting. UG
Hollow symbols indicate censored values.

Sen's Slope Estimator

201A-SS (bg)

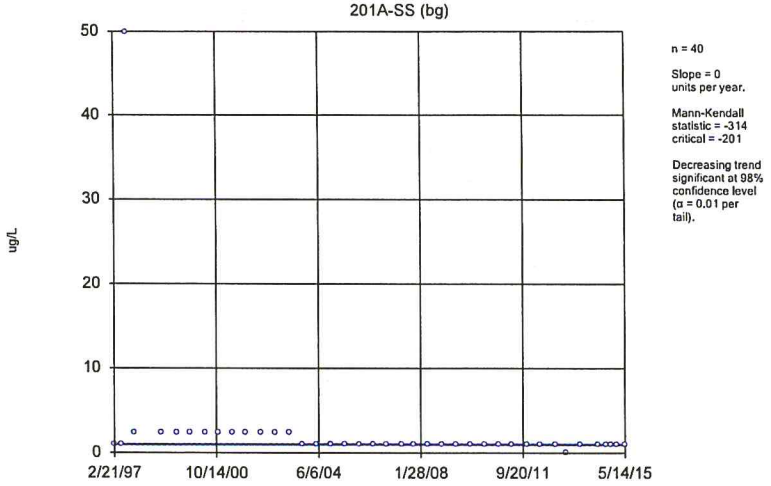

n = 40

Slope = 0 units per year.

Mann-Kendall statistic = -314
critical = -201

Decreasing trend significant at 98% confidence level (α = 0.01 per tail).

Constituent: Thallium Total Analysis Run 1/7/2016 1:06 PM
Bridgeton LF Client: RSI Data: BRIDGETON

Sanitas™ v.9.5.20 Software licensed to Jett Environmental Consulting. UG
Hollow symbols indicate censored values.

Sen's Slope Estimator

205-SS (bg)

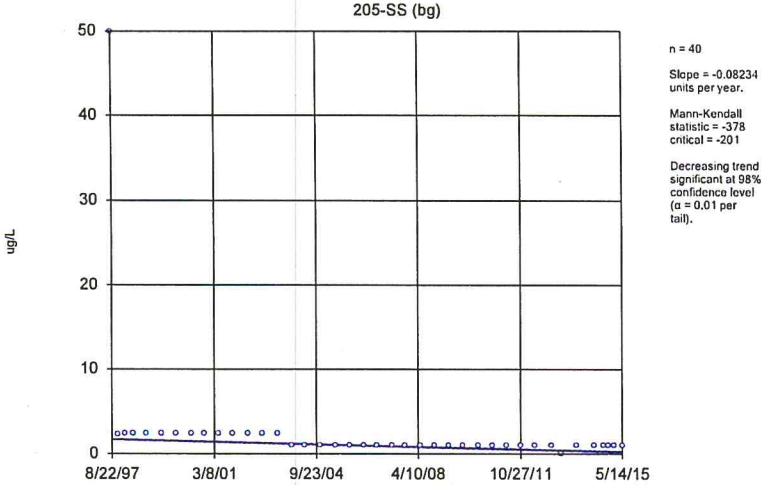

n = 40

Slope = -0.08234 units per year.

Mann-Kendall statistic = -378
critical = -201

Decreasing trend significant at 98% confidence level (α = 0.01 per tail).

Constituent: Thallium Total Analysis Run 1/7/2016 1:06 PM
Bridgeton LF Client: RSI Data: BRIDGETON

Sanitas™ v.9.5.20 Software licensed to Jett Environmental Consulting. UG

Sen's Slope Estimator

100-SS (bg)

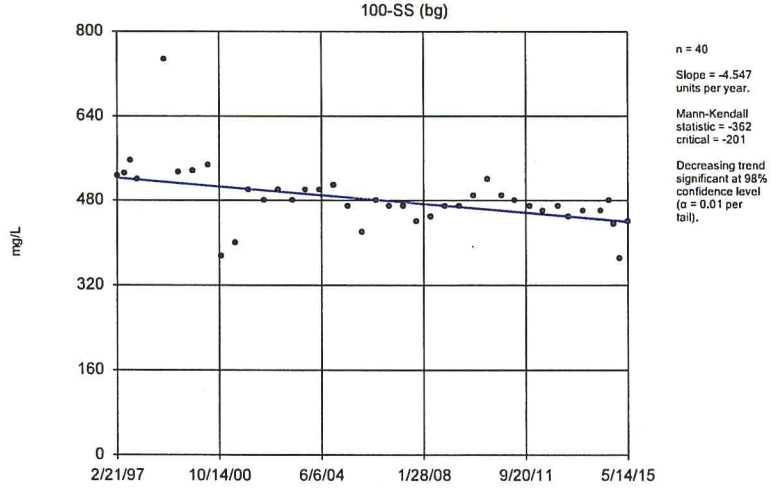

n = 40

Slope = -4.547 units per year.

Mann-Kendall statistic = -362
critical = -201

Decreasing trend significant at 98% confidence level (α = 0.01 per tail).

Constituent: Total Dissolved Solids [TDS] Analysis Run 1/7/2016 1:06 PM
Bridgeton LF Client: RSI Data: BRIDGETON

Sanitas™ v.9.5.20 Software licensed to Jett Environmental Consulting. UG

Sen's Slope Estimator

105-SS (bg)

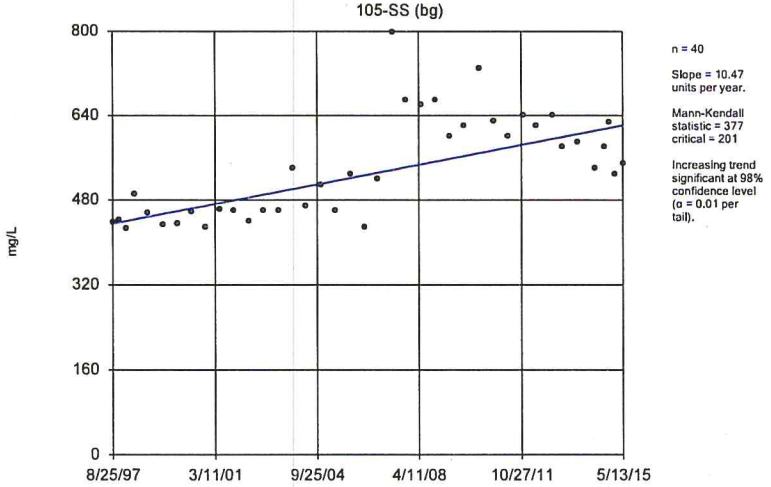

n = 40

Slope = 10.47 units per year.

Mann-Kendall statistic = 377
critical = 201

Increasing trend significant at 98% confidence level (α = 0.01 per tail).

Constituent: Total Dissolved Solids [TDS] Analysis Run 1/7/2016 1:06 PM
Bridgeton LF Client: RSI Data: BRIDGETON

Sanitas™ v.9.5.20 Software licensed to Jett Environmental Consulting. UG

Sen's Slope Estimator

115-SS (bg)

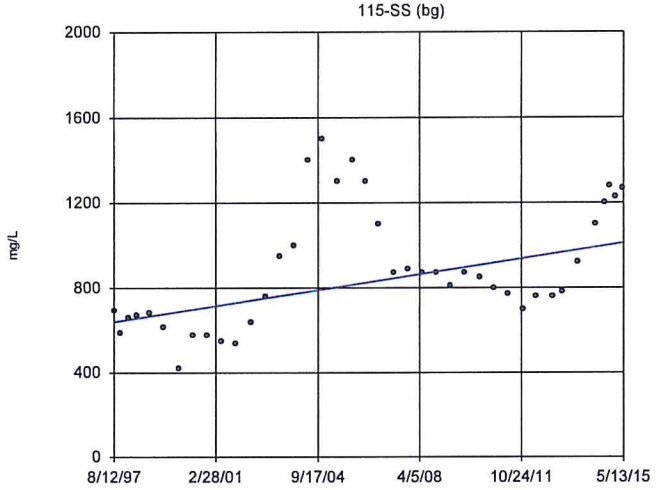

n = 40

Slope = 20.92 units per year.

Mann-Kendall statistic = 246
critical = 201

Increasing trend significant at 98% confidence level (α = 0.01 per tail).

Constituent: Total Dissolved Solids [TDS] Analysis Run 1/7/2016 1:06 PM

Bridgeton LF Client: RSI Data: BRIDGETON

Sanitas™ v.9.5.20 Software licensed to Jett Environmental Consulting. UG

Hollow symbols indicate censored values.

Sen's Slope Estimator

106-SS (bg)

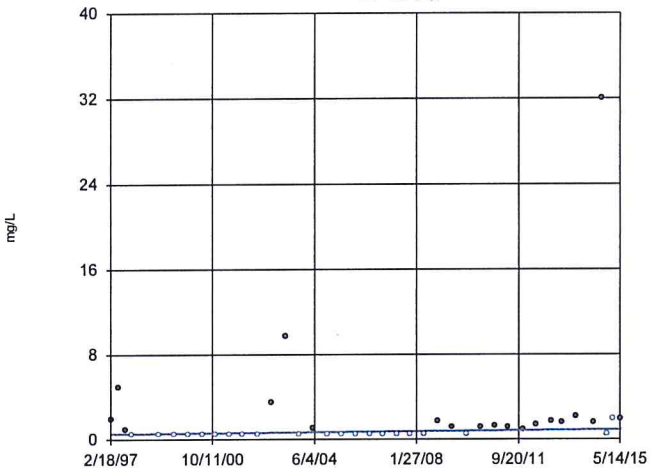

n = 40

Slope = 0.02137 units per year.

Mann-Kendall statistic = 213
critical = 201

Increasing trend significant at 98% confidence level (α = 0.01 per tail).

Constituent: Total Organic Carbon [TOC] Analysis Run 1/7/2016 1:06 PM

Bridgeton LF Client: RSI Data: BRIDGETON

Sanitas™ v.9.5.20 Software licensed to Jett Environmental Consulting. UG

Hollow symbols indicate censored values.

Sen's Slope Estimator

205-SS (bg)

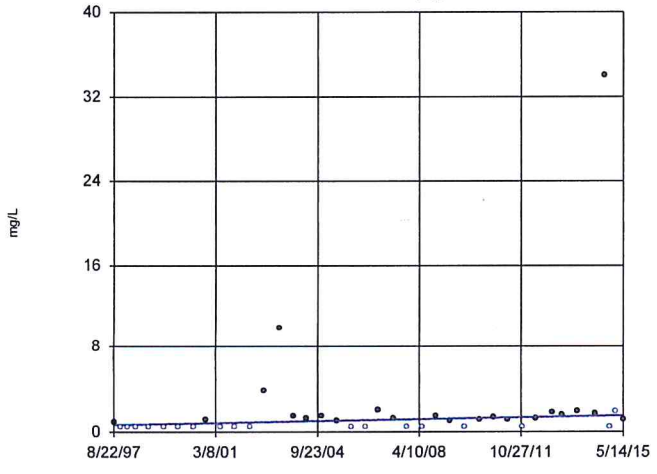

n = 40

Slope = 0.04989 units per year.

Mann-Kendall statistic = 246
critical = 201

Increasing trend significant at 98% confidence level (α = 0.01 per tail).

Constituent: Total Organic Carbon [TOC] Analysis Run 1/7/2016 1:06 PM

Bridgeton LF Client: RSI Data: BRIDGETON

Sanitas™ v.9.5.20 Software licensed to Jett Environmental Consulting. UG

Hollow symbols indicate censored values.

Sen's Slope Estimator

109-SS (bg)

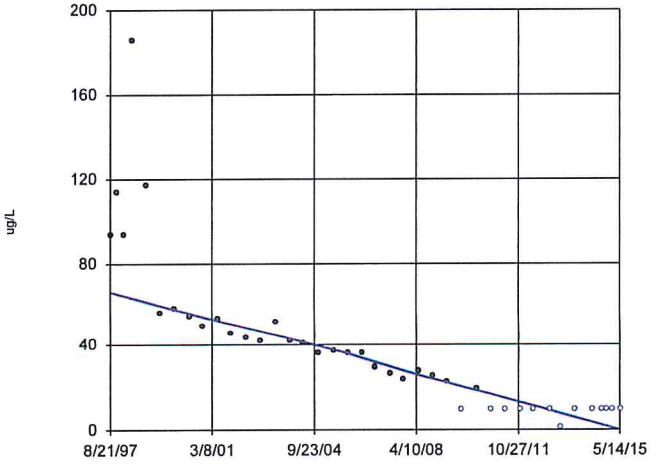

n = 40

Slope = -3.762 units per year.

Mann-Kendall statistic = -661
critical = -201

Decreasing trend significant at 98% confidence level (α = 0.01 per tail).

Constituent: Zinc Total Analysis Run 1/7/2016 1:06 PM

Bridgeton LF Client: RSI Data: BRIDGETON

Sanitas™ v.9.5.20 Software licensed to Jett Environmental Consulting, UG
Hollow symbols indicate censored values.

Sen's Slope Estimator

205-SS (bg)

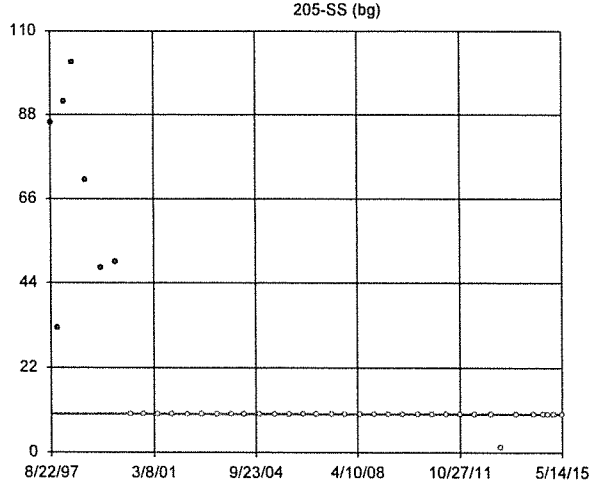

n = 40

Slope = 0
units per year.

Mann-Kendall
statistic = -254
critical = -201

Decreasing trend
significant at 98%
confidence level
(α = 0.01 per
tail).

Constituent: Zinc Total Analysis Run 1/7/2016 1:06 PM

Bridgeton LF Client: RSI Data: BRIDGETON

INTRA-WELL PREDICTION LIMITS

Background data were evaluated for increasing statistical trends (or either increasing or decreasing trends for field pH). In those cases where the background data were determined to exhibit a statistical trend, typically the most recent background data were excluded until the data no longer exhibited a statistical trend. For each of the constituent-well pairs listed below, the specified modified background data period was utilized in the determination of the intra-well prediction limit.

St. Louis Formation Zone

- Arsenic (Total) at PZ-115-SS (8/97 through 2/15)
- Barium (Total) at PZ-104-SS (2/97 through 9/14)
- Barium (Total) at PZ-105-SS (8/97 through 11/02)
- Barium (Total) at PZ-110-SS (2/97 through 5/07)
- Barium (Total) at PZ-115-SS (8/97 through 10/13)
- Barium (Total) at PZ-205-SS (8/97 through 2/15)
- Boron (Total) at PZ-100-SS (2/97 through 5/12)
- Boron (Total) at PZ-104-SS (2/97 through 5/06)
- Boron (Total) at PZ-115-SS (8/97 through 5/14)
- Calcium (Total) at PZ-105-SS (8/97 through 11/01)
- Calcium (Total) at PZ-106-SS (2/97 through 11/11)
- Calcium (Total) at PZ-110-SS (2/97 through 11/06)
- Calcium (Total) at PZ-115-SS (8/97 through 5/14)
- Calcium (Total) at PZ-201A-SS (2/97 through 5/07)
- Calcium (Total) at PZ-205-SS (8/97 through 11/09)
- Chloride at PZ-104-SS (2/97 through 11/12)
- Chloride at PZ-105-SS (8/97 through 11/99)
- Chloride at PZ-106-SS (2/97 through 11/10)
- Chloride at PZ-110-SS (2/97 through 11/10)
- Chloride at PZ-115-SS (8/97 through 9/14)
- Chloride at PZ-201A-SS (2/97 through 5/08)
- Chloride at PZ-205-SS (8/97 through 5/12)
- Fluoride at PZ-109-SS (8/97 through 9/14)
- Hardness (Total) at PZ-105-SS (8/97 through 5/04)
- Hardness (Total) at PZ-106-SS (2/97 through 11/11)
- Hardness (Total) at PZ-110-SS (2/97 through 11/06)
- Hardness (Total) at PZ-115-SS (8/97 through 10/13)
- Hardness (Total) at PZ-201A-SS (2/97 through 5/07)
- Hardness (Total) at PZ-205-SS (8/97 through 11/07)
- Iron (Total) at PZ-106-SS (2/97 through 5/09)
- Iron (Total) at PZ-115-SS (8/97 through 5/08)
- Magnesium (Total) at PZ-104-SS (2/97 through 5/12)
- Magnesium (Total) at PZ-105-SS (8/97 through 11/01)
- Magnesium (Total) at PZ-106-SS (2/97 through 5/09)
- Magnesium (Total) at PZ-110-SS (2/97 through 5/05)
- Magnesium (Total) at PZ-115-SS (8/97 through 9/14)
- Magnesium (Total) at PZ-201A-SS (2/97 through 11/02)
- Magnesium (Total) at PZ-205-SS (8/97 through 11/04)
- Manganese (Total) at PZ-110-SS (2/97 through 5/03)
- Manganese (Total) at PZ-115-SS (8/97 through 5/02)
- Nickel (Total) at PZ-115-SS (8/97 through 9/14)

- Nitrate + Nitrite as N at PZ-201A-SS (2/97 through 11/09)
- pH (Field) at PZ-104-SS (2/97 through 10/13)
- pH (Field) at PZ-105-SS (8/97 through 5/12)
- pH (Field) at PZ-106-SS (2/97 through 11/11)
- pH (Field) at PZ-110-SS (2/97 through 11/12)
- pH (Field) at PZ-201A-SS (2/97 through 5/11)
- pH (Field) at PZ-205-SS (8/97 through 5/12)
- Phosphorous (Total) at PZ-115-SS (8/97 through 11/11)
- Sodium (Total) at PZ-105-SS (8/97 through 11/10)
- Sodium (Total) at PZ-106-SS (2/97 through 11/09)
- Sodium (Total) at PZ-115-SS (8/97 through 10/13)
- Specific conductance (Field) at PZ-105-SS (8/97 through 5/07)
- Specific conductance (Field) at PZ-110-SS (2/97 through 11/07)
- Specific conductance (Field) at PZ-115-SS (8/97 through 5/14)
- Sulfate at SO_4 at PZ-105-SS (11/97 through 11/00)
- Sulfate at SO_4 at PZ-201A-SS (2/97 through 11/14)
- Total dissolved solids at PZ-105-SS (8/97 through 5/06)
- Total dissolved solids at PZ-115-SS (8/97 through 9/14)
- Total organic carbon at PZ-106-SS (2/97 through 2/15)
- Total organic carbon at PZ-205-SS (8/97 through 4/13)

Prediction Limit

Bridgeton LF Client: RSI Data: BRIDGETON Printed 5/3/2016, 9:09 AM

Constituent	Well	Upper Lim.	Lower Lim.	Date	Observ.	Sig.	Bg N	Bg Mean	Std. Dev.	%NDs	ND Adj.	Transform	Alpha	Method
Ammonia as N (mg/L)	100-SS	0.80	n/a	3/10/2016	0.05ND	No	40	n/a	n/a	92.5	n/a	n/a	0.001152	NP Intra (NDs) 1 of 2
Ammonia as N (mg/L)	104-SS	0.47	n/a	3/1/2016	0.05ND	No	40	n/a	n/a	80	n/a	n/a	0.001152	NP Intra (NDs) 1 of 2
Ammonia as N (mg/L)	105-SS	0.14	n/a	3/1/2016	0.05ND	No	40	n/a	n/a	85	n/a	n/a	0.001152	NP Intra (NDs) 1 of 2
Ammonia as N (mg/L)	106-SS	0.80	n/a	3/2/2016	0.2	No	40	n/a	n/a	67.5	n/a	n/a	0.001152	NP Intra (NDs) 1 of 2
Ammonia as N (mg/L)	109-SS	0.31	n/a	3/10/2016	0.05ND	No	40	n/a	n/a	87.5	n/a	n/a	0.001152	NP Intra (NDs) 1 of 2
Ammonia as N (mg/L)	110-SS	0.6	n/a	3/10/2016	0.35	No	38	0.2966	0.1164	5.263	None	No	0.00008608	Param Intra 1 of 2
Ammonia as N (mg/L)	**115-SS**	**0.34**	**n/a**	**3/9/2016**	**0.93**	**Yes**	**40**	**n/a**	**n/a**	**67.5**	**n/a**	**n/a**	**0.001152**	**NP Intra (NDs) 1 of 2**
Ammonia as N (mg/L)	201A-SS	0.32	n/a	3/3/2016	0.05ND	No	40	n/a	n/a	90	n/a	n/a	0.001152	NP Intra (NDs) 1 of 2
Ammonia as N (mg/L)	205-SS	0.34	n/a	3/2/2016	0.05ND	No	40	n/a	n/a	90	n/a	n/a	0.001152	NP Intra (NDs) 1 of 2
Antimony Total (ug/L)	100-SS	770	n/a	3/10/2016	2.5ND	No	40	n/a	n/a	97.5	n/a	n/a	0.001152	NP Intra (NDs) 1 of 2
Antimony Total (ug/L)	104-SS	50	n/a	3/1/2016	2.5ND	No	40	n/a	n/a	100	n/a	n/a	0.001152	NP Intra (NDs) 1 of 2
Antimony Total (ug/L)	105-SS	50	n/a	3/1/2016	2.5ND	No	40	n/a	n/a	100	n/a	n/a	0.001152	NP Intra (NDs) 1 of 2
Antimony Total (ug/L)	106-SS	50	n/a	3/2/2016	2.5ND	No	40	n/a	n/a	100	n/a	n/a	0.001152	NP Intra (NDs) 1 of 2
Antimony Total (ug/L)	109-SS	1800	n/a	3/10/2016	2.5ND	No	40	n/a	n/a	97.5	n/a	n/a	0.001152	NP Intra (NDs) 1 of 2
Antimony Total (ug/L)	110-SS	50	n/a	3/10/2016	2.5ND	No	40	n/a	n/a	100	n/a	n/a	0.001152	NP Intra (NDs) 1 of 2
Antimony Total (ug/L)	115-SS	50	n/a	3/9/2016	2.5ND	No	40	n/a	n/a	100	n/a	n/a	0.001152	NP Intra (NDs) 1 of 2
Antimony Total (ug/L)	201A-SS	50	n/a	3/3/2016	2.5ND	No	40	n/a	n/a	100	n/a	n/a	0.001152	NP Intra (NDs) 1 of 2
Antimony Total (ug/L)	205-SS	50	n/a	3/2/2016	2.5ND	No	40	n/a	n/a	100	n/a	n/a	0.001152	NP Intra (NDs) 1 of 2
Arsenic Total (ug/L)	100-SS	3000	n/a	3/10/2016	2.5ND	No	40	n/a	n/a	97.5	n/a	n/a	0.001152	NP Intra (NDs) 1 of 2
Arsenic Total (ug/L)	104-SS	11	n/a	3/1/2016	2.5ND	No	40	n/a	n/a	92.5	n/a	n/a	0.001152	NP Intra (NDs) 1 of 2
Arsenic Total (ug/L)	105-SS	3.0	n/a	3/1/2016	2.5ND	No	40	n/a	n/a	97.5	n/a	n/a	0.001152	NP Intra (NDs) 1 of 2
Arsenic Total (ug/L)	106-SS	11	n/a	3/2/2016	9.1	No	40	n/a	n/a	55	n/a	n/a	0.001152	NP Intra (NDs) 1 of 2
Arsenic Total (ug/L)	109-SS	5800	n/a	3/10/2016	2.5ND	No	40	n/a	n/a	90	n/a	n/a	0.001152	NP Intra (NDs) 1 of 2
Arsenic Total (ug/L)	110-SS	5.2	n/a	3/10/2016	2.5ND	No	40	n/a	n/a	92.5	n/a	n/a	0.001152	NP Intra (NDs) 1 of 2
Arsenic Total (ug/L)	115-SS	19	n/a	3/9/2016	6.9	No	39	n/a	n/a	56.41	n/a	n/a	0.001219	NP Intra (NDs) 1 of 2
Arsenic Total (ug/L)	201A-SS	6.5	n/a	3/3/2016	2.5ND	No	40	n/a	n/a	87.5	n/a	n/a	0.001152	NP Intra (NDs) 1 of 2
Arsenic Total (ug/L)	205-SS	5.2	n/a	3/2/2016	2.5ND	No	40	n/a	n/a	97.5	n/a	n/a	0.001152	NP Intra (NDs) 1 of 2
Barium Total (ug/L)	100-SS	80	n/a	3/10/2016	63.8	No	40	319653	75641	0	None	x^3	0.00008608	Param Intra 1 of 2
Barium Total (ug/L)	104-SS	110	n/a	3/1/2016	98.2	No	37	8144	1768	0	None	x^2	0.00008608	Param Intra 1 of 2
Barium Total (ug/L)	105-SS	190	n/a	3/1/2016	160	No	13	4.594	0.3338	0	None	x^(1/3)	0.00008608	Param Intra 1 of 2
Barium Total (ug/L)	106-SS	170	n/a	3/2/2016	157	No	39	5.223	0.1277	0	None	x^(1/3)	0.00008608	Param Intra 1 of 2
Barium Total (ug/L)	109-SS	76	n/a	3/10/2016	56.4	No	40	4156	605.3	0	None	x^2	0.00008608	Param Intra 1 of 2
Barium Total (ug/L)	110-SS	280	n/a	3/10/2016	250	No	22	42528	13153	0	None	x^2	0.00008608	Param Intra 1 of 2
Barium Total (ug/L)	115-SS	600	n/a	3/9/2016	461	No	35	228	139.9	0	None	No	0.00008608	Param Intra 1 of 2
Barium Total (ug/L)	201A-SS	150	n/a	3/3/2016	142	No	39	111.8	14.77	0	None	No	0.00008608	Param Intra 1 of 2
Barium Total (ug/L)	205-SS	180	n/a	3/2/2016	131	No	39	n/a	n/a	0	n/a	n/a	0.001219	NP Intra (normality) 1 of 2
Beryllium Total (ug/L)	100-SS	1.0	n/a	3/10/2016	1ND	No	40	n/a	n/a	100	n/a	n/a	0.001152	NP Intra (NDs) 1 of 2
Beryllium Total (ug/L)	104-SS	1.0	n/a	3/1/2016	1ND	No	40	n/a	n/a	100	n/a	n/a	0.001152	NP Intra (NDs) 1 of 2
Beryllium Total (ug/L)	105-SS	1.0	n/a	3/1/2016	1ND	No	40	n/a	n/a	100	n/a	n/a	0.001152	NP Intra (NDs) 1 of 2
Beryllium Total (ug/L)	106-SS	1.0	n/a	3/2/2016	1ND	No	40	n/a	n/a	100	n/a	n/a	0.001152	NP Intra (NDs) 1 of 2
Beryllium Total (ug/L)	109-SS	1.0	n/a	3/10/2016	1ND	No	40	n/a	n/a	100	n/a	n/a	0.001152	NP Intra (NDs) 1 of 2
Beryllium Total (ug/L)	110-SS	1.0	n/a	3/10/2016	1ND	No	40	n/a	n/a	100	n/a	n/a	0.001152	NP Intra (NDs) 1 of 2
Beryllium Total (ug/L)	115-SS	1.0	n/a	3/9/2016	1ND	No	40	n/a	n/a	100	n/a	n/a	0.001152	NP Intra (NDs) 1 of 2
Beryllium Total (ug/L)	201A-SS	1.0	n/a	3/3/2016	1ND	No	40	n/a	n/a	100	n/a	n/a	0.001152	NP Intra (NDs) 1 of 2
Beryllium Total (ug/L)	205-SS	1.0	n/a	3/2/2016	1ND	No	40	n/a	n/a	100	n/a	n/a	0.001152	NP Intra (NDs) 1 of 2
Boron Total (ug/L)	100-SS	140	n/a	3/10/2016	113	No	32	1.7e8	9.7e7	12.5	None	x^4	0.00008608	Param Intra 1 of 2
Boron Total (ug/L)	104-SS	160	n/a	3/1/2016	130	No	20	n/a	n/a	40	n/a	n/a	0.004219	NP Intra (normality) 1 of 2
Boron Total (ug/L)	105-SS	50	n/a	3/1/2016	50ND	No	40	n/a	n/a	100	n/a	n/a	0.001152	NP Intra (NDs) 1 of 2
Boron Total (ug/L)	106-SS	50	n/a	3/2/2016	50ND	No	40	n/a	n/a	100	n/a	n/a	0.001152	NP Intra (NDs) 1 of 2
Boron Total (ug/L)	109-SS	330	n/a	3/10/2016	186	No	40	n/a	n/a	0	n/a	n/a	0.001152	NP Intra (normality) 1 of 2

Prediction Limit

Bridgeton LF Client: RSI Data: BRIDGETON Printed 5/3/2016, 9:09 AM

Constituent	Well	Upper Lim.	Lower Lim.	Date	Observ.	Sig.	Bg N	Bg Mean	Std. Dev.	%NDs	ND Adj.	Transform	Alpha	Method
Boron Total (ug/L)	110-SS	320	n/a	3/10/2016	243	No	38	5.529	0.09624	0	None	ln(x)	0.00008608	Param Intra 1 of 2
Boron Total (ug/L)	115-SS	1000	n/a	3/9/2016	478	No	36	n/a	n/a	30.56	n/a	n/a	0.00142	NP Intra (normality) 1 of 2
Boron Total (ug/L)	201A-SS	50	n/a	3/3/2016	50ND	No	40	n/a	n/a	100	n/a	n/a	0.001152	NP Intra (NDs) 1 of 2
Boron Total (ug/L)	205-SS	280	n/a	3/2/2016	50ND	No	40	n/a	n/a	97.5	n/a	n/a	0.001152	NP Intra (NDs) 1 of 2
Cadmium Total (ug/L)	100-SS	2.5	n/a	3/10/2016	0.1ND	No	40	n/a	n/a	97.5	n/a	n/a	0.001152	NP Intra (NDs) 1 of 2
Cadmium Total (ug/L)	104-SS	2.5	n/a	3/1/2016	0.1ND	No	40	n/a	n/a	100	n/a	n/a	0.001152	NP Intra (NDs) 1 of 2
Cadmium Total (ug/L)	105-SS	2.5	n/a	3/1/2016	0.1ND	No	40	n/a	n/a	97.5	n/a	n/a	0.001152	NP Intra (NDs) 1 of 2
Cadmium Total (ug/L)	106-SS	2.5	n/a	3/2/2016	0.1ND	No	40	n/a	n/a	95	n/a	n/a	0.001152	NP Intra (NDs) 1 of 2
Cadmium Total (ug/L)	109-SS	4.6	n/a	3/10/2016	0.1ND	No	40	n/a	n/a	95	n/a	n/a	0.001152	NP Intra (NDs) 1 of 2
Cadmium Total (ug/L)	110-SS	2.5	n/a	3/10/2016	0.1ND	No	40	n/a	n/a	100	n/a	n/a	0.001152	NP Intra (NDs) 1 of 2
Cadmium Total (ug/L)	115-SS	2.5	n/a	3/9/2016	0.1ND	No	40	n/a	n/a	95	n/a	n/a	0.001152	NP Intra (NDs) 1 of 2
Cadmium Total (ug/L)	201A-SS	2.5	n/a	3/3/2016	0.1ND	No	40	n/a	n/a	97.5	n/a	n/a	0.001152	NP Intra (NDs) 1 of 2
Cadmium Total (ug/L)	205-SS	5.8	n/a	3/2/2016	0.1ND	No	40	n/a	n/a	87.5	n/a	n/a	0.001152	NP Intra (NDs) 1 of 2
Calcium Total (ug/L)	100-SS	110000	n/a	3/10/2016	86800	No	39	11.46	0.04697	0	None	ln(x)	0.00008608	Param Intra 1 of 2
Calcium Total (ug/L)	104-SS	97000	n/a	3/1/2016	80000	No	40	6.8e9	1.0e9	0	None	x^2	0.00008608	Param Intra 1 of 2
Calcium Total (ug/L)	**105-SS**	**87000**	**n/a**	**3/1/2016**	**104000**	**Yes**	**11**	**11.08**	**0.07786**	**0**	**None**	**ln(x)**	**0.00008608**	**Param Intra 1 of 2**
Calcium Total (ug/L)	106-SS	110000	n/a	3/2/2016	99200	No	29	11.46	0.06699	0	None	ln(x)	0.00008608	Param Intra 1 of 2
Calcium Total (ug/L)	109-SS	96000	n/a	3/10/2016	84200	No	39	4.0e29	1.4e29	0	None	x^6	0.00008608	Param Intra 1 of 2
Calcium Total (ug/L)	110-SS	260000	n/a	3/10/2016	222000	No	20	8.6e15	2.9e15	0	None	x^3	0.00008608	Param Intra 1 of 2
Calcium Total (ug/L)	115-SS	350000	n/a	3/9/2016	210000	No	36	11.89	0.3286	0	None	ln(x)	0.00008608	Param Intra 1 of 2
Calcium Total (ug/L)	201A-SS	100000	n/a	3/3/2016	97200	No	22	85186	6232	0	None	No	0.00008608	Param Intra 1 of 2
Calcium Total (ug/L)	205-SS	100000	n/a	3/2/2016	96200	No	27	n/a	n/a	0	n/a	n/a	0.002475	NP Intra (normality) 1 of 2
Chemical Oxygen Demand [COD] (mg/L)	100-SS	21	n/a	3/10/2016	5ND	No	40	n/a	n/a	97.5	n/a	n/a	0.001152	NP Intra (NDs) 1 of 2
Chemical Oxygen Demand [COD] (mg/L)	104-SS	96	n/a	3/1/2016	5ND	No	40	n/a	n/a	75	n/a	n/a	0.001152	NP Intra (NDs) 1 of 2
Chemical Oxygen Demand [COD] (mg/L)	105-SS	42	n/a	3/1/2016	5ND	No	40	n/a	n/a	75	n/a	n/a	0.001152	NP Intra (NDs) 1 of 2
Chemical Oxygen Demand [COD] (mg/L)	106-SS	66	n/a	3/2/2016	11.8	No	40	n/a	n/a	90	n/a	n/a	0.001152	NP Intra (NDs) 1 of 2
Chemical Oxygen Demand [COD] (mg/L)	109-SS	18	n/a	3/10/2016	5ND	No	40	n/a	n/a	95	n/a	n/a	0.001152	NP Intra (NDs) 1 of 2
Chemical Oxygen Demand [COD] (mg/L)	110-SS	110	n/a	3/10/2016	69.7	No	40	6.76	1.404	0	None	sqrt(x)	0.00008608	Param Intra 1 of 2
Chemical Oxygen Demand [COD] (mg/L)	115-SS	180	n/a	3/9/2016	32.5	No	40	n/a	n/a	30	n/a	n/a	0.001152	NP Intra (normality) 1 of 2
Chemical Oxygen Demand [COD] (mg/L)	201A-SS	27	n/a	3/3/2016	5ND	No	40	n/a	n/a	95	n/a	n/a	0.001152	NP Intra (NDs) 1 of 2
Chemical Oxygen Demand [COD] (mg/L)	205-SS	52	n/a	3/2/2016	5ND	No	40	n/a	n/a	90	n/a	n/a	0.001152	NP Intra (NDs) 1 of 2
Chloride (mg/L)	100-SS	12	n/a	3/10/2016	4.4	No	40	1.706	0.3034	0	None	ln(x)	0.00008608	Param Intra 1 of 2
Chloride (mg/L)	104-SS	5.0	n/a	3/1/2016	4.7	No	33	n/a	n/a	48.48	n/a	n/a	0.001688	NP Intra (normality) 1 of 2
Chloride (mg/L)	**105-SS**	**26**	**n/a**	**3/1/2016**	**66.4**	**Yes**	**7**	**2.586**	**0.1213**	**0**	**None**	**ln(x)**	**0.00008608**	**Param Intra 1 of 2**
Chloride (mg/L)	**106-SS**	**17**	**n/a**	**3/2/2016**	**35.7**	**Yes**	**29**	**n/a**	**n/a**	**0**	**n/a**	**n/a**	**0.002152**	**NP Intra (normality) 1 of 2**
Chloride (mg/L)	109-SS	17	n/a	3/10/2016	4.5	No	40	n/a	n/a	0	n/a	n/a	0.001152	NP Intra (normality) 1 of 2
Chloride (mg/L)	110-SS	280	n/a	3/10/2016	264	No	28	176	36.15	0	None	No	0.00008608	Param Intra 1 of 2
Chloride (mg/L)	115-SS	680	n/a	3/9/2016	519	No	37	13.59	4.687	0	None	sqrt(x)	0.00008608	Param Intra 1 of 2
Chloride (mg/L)	**201A-SS**	**4.0**	**n/a**	**3/3/2016**	**4.6**	**Yes**	**24**	**n/a**	**n/a**	**50**	**n/a**	**n/a**	**0.003083**	**NP Intra (normality) 1 of 2**
Chloride (mg/L)	205-SS	50	n/a	3/2/2016	37.8	No	32	2.998	0.2584	0	None	x^(1/3)	0.00008608	Param Intra 1 of 2
Chromium Total (ug/L)	100-SS	21	n/a	3/10/2016	2.5ND	No	40	n/a	n/a	90	n/a	n/a	0.001152	NP Intra (NDs) 1 of 2
Chromium Total (ug/L)	104-SS	6.6	n/a	3/1/2016	2.5ND	No	40	n/a	n/a	95	n/a	n/a	0.001152	NP Intra (NDs) 1 of 2
Chromium Total (ug/L)	105-SS	6.4	n/a	3/1/2016	2.5ND	No	40	n/a	n/a	97.5	n/a	n/a	0.001152	NP Intra (NDs) 1 of 2
Chromium Total (ug/L)	106-SS	8.0	n/a	3/2/2016	2.5ND	No	40	n/a	n/a	90	n/a	n/a	0.001152	NP Intra (NDs) 1 of 2
Chromium Total (ug/L)	109-SS	14	n/a	3/10/2016	2.5ND	No	40	n/a	n/a	82.5	n/a	n/a	0.001152	NP Intra (NDs) 1 of 2
Chromium Total (ug/L)	110-SS	38	n/a	3/10/2016	2.5ND	No	40	n/a	n/a	95	n/a	n/a	0.001152	NP Intra (NDs) 1 of 2
Chromium Total (ug/L)	115-SS	5.5	n/a	3/9/2016	2.5ND	No	40	n/a	n/a	97.5	n/a	n/a	0.001152	NP Intra (NDs) 1 of 2
Chromium Total (ug/L)	201A-SS	7.5	n/a	3/3/2016	2.5ND	No	40	n/a	n/a	92.5	n/a	n/a	0.001152	NP Intra (NDs) 1 of 2
Chromium Total (ug/L)	205-SS	52	n/a	3/2/2016	2.5ND	No	40	n/a	n/a	85	n/a	n/a	0.001152	NP Intra (NDs) 1 of 2
Cobalt Total (ug/L)	100-SS	10	n/a	3/10/2016	2.5ND	No	40	n/a	n/a	100	n/a	n/a	0.001152	NP Intra (NDs) 1 of 2

Prediction Limit

Bridgeton LF Client: RSI Data: BRIDGETON Printed 5/3/2016, 9:09 AM

Constituent	Well	Upper Lim.	Lower Lim.	Date	Observ.	Sig.	Bg N	Bg Mean	Std. Dev.	%NDs	ND Adj.	Transform	Alpha	Method
Cobalt Total (ug/L)	104-SS	10	n/a	3/1/2016	2.5ND	No	40	n/a	n/a	100	n/a	n/a	0.001152	NP Intra (NDs) 1 of 2
Cobalt Total (ug/L)	105-SS	10	n/a	3/1/2016	2.5ND	No	40	n/a	n/a	100	n/a	n/a	0.001152	NP Intra (NDs) 1 of 2
Cobalt Total (ug/L)	106-SS	10	n/a	3/2/2016	2.5ND	No	40	n/a	n/a	100	n/a	n/a	0.001152	NP Intra (NDs) 1 of 2
Cobalt Total (ug/L)	109-SS	10	n/a	3/10/2016	2.5ND	No	40	n/a	n/a	100	n/a	n/a	0.001152	NP Intra (NDs) 1 of 2
Cobalt Total (ug/L)	110-SS	10	n/a	3/10/2016	2.5ND	No	40	n/a	n/a	97.5	n/a	n/a	0.001152	NP Intra (NDs) 1 of 2
Cobalt Total (ug/L)	115-SS	62	n/a	3/9/2016	30.3	No	40	n/a	n/a	42.5	n/a	n/a	0.001152	NP Intra (normality) 1 of 2
Cobalt Total (ug/L)	201A-SS	10	n/a	3/3/2016	2.5ND	No	40	n/a	n/a	100	n/a	n/a	0.001152	NP Intra (NDs) 1 of 2
Cobalt Total (ug/L)	205-SS	10	n/a	3/2/2016	2.5ND	No	40	n/a	n/a	97.5	n/a	n/a	0.001152	NP Intra (NDs) 1 of 2
Copper Total (ug/L)	100-SS	20	n/a	3/10/2016	2.5ND	No	40	n/a	n/a	97.5	n/a	n/a	0.001152	NP Intra (NDs) 1 of 2
Copper Total (ug/L)	104-SS	10	n/a	3/1/2016	2.5ND	No	40	n/a	n/a	100	n/a	n/a	0.001152	NP Intra (NDs) 1 of 2
Copper Total (ug/L)	105-SS	10	n/a	3/1/2016	2.5ND	No	40	n/a	n/a	97.5	n/a	n/a	0.001152	NP Intra (NDs) 1 of 2
Copper Total (ug/L)	106-SS	10	n/a	3/2/2016	2.5ND	No	40	n/a	n/a	95	n/a	n/a	0.001152	NP Intra (NDs) 1 of 2
Copper Total (ug/L)	109-SS	31	n/a	3/10/2016	2.5ND	No	40	n/a	n/a	97.5	n/a	n/a	0.001152	NP Intra (NDs) 1 of 2
Copper Total (ug/L)	110-SS	41	n/a	3/10/2016	2.5ND	No	40	n/a	n/a	70	n/a	n/a	0.001152	NP Intra (NDs) 1 of 2
Copper Total (ug/L)	115-SS	21	n/a	3/9/2016	2.5ND	No	40	n/a	n/a	82.5	n/a	n/a	0.001152	NP Intra (NDs) 1 of 2
Copper Total (ug/L)	201A-SS	10	n/a	3/3/2016	2.5ND	No	40	n/a	n/a	97.5	n/a	n/a	0.001152	NP Intra (NDs) 1 of 2
Copper Total (ug/L)	205-SS	46	n/a	3/2/2016	2.5ND	No	40	n/a	n/a	90	n/a	n/a	0.001152	NP Intra (NDs) 1 of 2
Fluoride (mg/L)	100-SS	0.95	n/a	3/10/2016	0.58	No	36	0.5288	0.1384	0	None	x^2	0.00008608	Param Intra 1 of 2
Fluoride (mg/L)	104-SS	1	n/a	3/1/2016	0.65	No	36	0.6021	0.1549	0	None	x^2	0.00008608	Param Intra 1 of 2
Fluoride (mg/L)	105-SS	1	n/a	3/1/2016	0.36	No	38	0.5356	0.1924	0	None	x^2	0.00008608	Param Intra 1 of 2
Fluoride (mg/L)	106-SS	2.3	n/a	3/2/2016	2.2	No	38	3.753	0.6283	0	None	x^2	0.00008608	Param Intra 1 of 2
Fluoride (mg/L)	109-SS	2.5	n/a	3/10/2016	2.3	No	35	9.297	2.313	0	None	x^3	0.00008608	Param Intra 1 of 2
Fluoride (mg/L)	110-SS	1.2	n/a	3/10/2016	0.25	No	38	-0.8815	0.3992	0	None	ln(x)	0.00008608	Param Intra 1 of 2
Fluoride (mg/L)	115-SS	2.7	n/a	3/9/2016	0.21	No	38	-0.2445	0.4675	0	None	ln(x)	0.00008608	Param Intra 1 of 2
Fluoride (mg/L)	201A-SS	0.65	n/a	3/3/2016	0.28	No	37	0.4724	0.06629	0	None	No	0.00008608	Param Intra 1 of 2
Fluoride (mg/L)	205-SS	0.59	n/a	3/2/2016	0.31	No	37	-0.8772	0.1331	0	None	ln(x)	0.00008608	Param Intra 1 of 2
Hardness Total (mg/L)	100-SS	510	n/a	3/10/2016	427	No	39	2.0e13	5.2e12	0	None	x^5	0.00008608	Param Intra 1 of 2
Hardness Total (mg/L)	104-SS	460	n/a	3/1/2016	394	No	39	2.7e10	7.1e9	0	None	x^4	0.00008608	Param Intra 1 of 2
Hardness Total (mg/L)	105-SS	510	n/a	3/1/2016	475	No	15	5.79	0.1385	0	None	ln(x)	0.00008608	Param Intra 1 of 2
Hardness Total (mg/L)	106-SS	510	n/a	3/2/2016	442	No	29	20.59	0.6924	0	None	sqrt(x)	0.00008608	Param Intra 1 of 2
Hardness Total (mg/L)	109-SS	740	n/a	3/10/2016	419	No	40	n/a	n/a	0	n/a	n/a	0.001152	NP Intra (normality) 1 of 2
Hardness Total (mg/L)	110-SS	1000	n/a	3/10/2016	933	No	19	6.2e8	1.8e8	0	None	x^3	0.00008608	Param Intra 1 of 2
Hardness Total (mg/L)	115-SS	1600	n/a	3/9/2016	943	No	35	6.483	0.3251	0	None	ln(x)	0.00008608	Param Intra 1 of 2
Hardness Total (mg/L)	201A-SS	500	n/a	3/3/2016	437	No	21	19.72	0.9201	0	None	sqrt(x)	0.00008608	Param Intra 1 of 2
Hardness Total (mg/L)	205-SS	520	n/a	3/2/2016	457	No	23	8.0e15	3.9e15	0	None	x^6	0.00008608	Param Intra 1 of 2
Iron Total (ug/L)	100-SS	2000	n/a	3/10/2016	95.9	No	40	n/a	n/a	25	n/a	n/a	0.001152	NP Intra (normality) 1 of 2
Iron Total (ug/L)	104-SS	8600	n/a	3/1/2016	590	No	40	10.96	3.646	0	None	x^(1/3)	0.00008608	Param Intra 1 of 2
Iron Total (ug/L)	105-SS	13000	n/a	3/1/2016	1400	No	40	7.052	0.9184	0	None	ln(x)	0.00008608	Param Intra 1 of 2
Iron Total (ug/L)	**106-SS**	**1400**	**n/a**	**3/2/2016**	**2600**	**Yes**	**26**	**5.605**	**0.5835**	**0**	**None**	**ln(x)**	**0.00008608**	**Param Intra 1 of 2**
Iron Total (ug/L)	109-SS	5000	n/a	3/10/2016	25ND	No	39	5.098	1.304	2.564	None	ln(x)	0.00008608	Param Intra 1 of 2
Iron Total (ug/L)	110-SS	10000	n/a	3/10/2016	7290	No	39	4.9e7	2.0e7	0	None	x^2	0.00008608	Param Intra 1 of 2
Iron Total (ug/L)	115-SS	7200	n/a	3/9/2016	3200	No	24	n/a	n/a	0	n/a	n/a	0.003083	NP Intra (normality) 1 of 2
Iron Total (ug/L)	201A-SS	5800	n/a	3/3/2016	180	No	40	5.9	1.058	0	None	ln(x)	0.00008608	Param Intra 1 of 2
Iron Total (ug/L)	205-SS	5400	n/a	3/2/2016	280	No	40	6.53	0.7894	0	None	ln(x)	0.00008608	Param Intra 1 of 2
Lead Total (ug/L)	100-SS	2700	n/a	3/10/2016	2.5ND	No	40	n/a	n/a	95	n/a	n/a	0.001152	NP Intra (NDs) 1 of 2
Lead Total (ug/L)	104-SS	25	n/a	3/1/2016	2.5ND	No	40	n/a	n/a	95	n/a	n/a	0.001152	NP Intra (NDs) 1 of 2
Lead Total (ug/L)	105-SS	25	n/a	3/1/2016	2.5ND	No	40	n/a	n/a	100	n/a	n/a	0.001152	NP Intra (NDs) 1 of 2
Lead Total (ug/L)	106-SS	25	n/a	3/2/2016	2.5ND	No	40	n/a	n/a	100	n/a	n/a	0.001152	NP Intra (NDs) 1 of 2
Lead Total (ug/L)	109-SS	3400	n/a	3/10/2016	2.5ND	No	40	n/a	n/a	97.5	n/a	n/a	0.001152	NP Intra (NDs) 1 of 2
Lead Total (ug/L)	110-SS	25	n/a	3/10/2016	2.5ND	No	40	n/a	n/a	100	n/a	n/a	0.001152	NP Intra (NDs) 1 of 2

Prediction Limit

Bridgeton LF Client: RSI Data: BRIDGETON Printed 5/3/2016, 9:09 AM

Constituent	Well	Upper Lim.	Lower Lim.	Date	Observ.	Sig.	Bg N	Bg Mean	Std. Dev.	%NDs	ND Adj.	Transform	Alpha	Method
Lead Total (ug/L)	115-SS	25	n/a	3/9/2016	2.5ND	No	40	n/a	n/a	100	n/a	n/a	0.001152	NP Intra (NDs) 1 of 2
Lead Total (ug/L)	201A-SS	25	n/a	3/3/2016	2.5ND	No	40	n/a	n/a	95	n/a	n/a	0.001152	NP Intra (NDs) 1 of 2
Lead Total (ug/L)	205-SS	89	n/a	3/2/2016	2.5ND	No	40	n/a	n/a	87.5	n/a	n/a	0.001152	NP Intra (NDs) 1 of 2
Magnesium Total (ug/L)	100-SS	60000	n/a	3/10/2016	51200	No	40	1.5e14	2.5e13	0	None	x^3	0.00008608	Param Intra 1 of 2
Magnesium Total (ug/L)	104-SS	55000	n/a	3/1/2016	47100	No	32	1.1e14	2.3e13	0	None	x^3	0.00008608	Param Intra 1 of 2
Magnesium Total (ug/L)	**105-SS**	**47000**	**n/a**	**3/1/2016**	**52500**	**Yes**	**11**	**10.46**	**0.07764**	**0**	**None**	**ln(x)**	**0.00008608**	**Param Intra 1 of 2**
Magnesium Total (ug/L)	106-SS	54000	n/a	3/2/2016	47300	No	25	10.69	0.07281	0	None	ln(x)	0.00008608	Param Intra 1 of 2
Magnesium Total (ug/L)	109-SS	57000	n/a	3/10/2016	50600	No	39	2.0e28	5.9e27	0	None	x^6	0.00008608	Param Intra 1 of 2
Magnesium Total (ug/L)	110-SS	100000	n/a	3/10/2016	92200	No	17	11.28	0.07957	0	None	ln(x)	0.00008608	Param Intra 1 of 2
Magnesium Total (ug/L)	115-SS	140000	n/a	3/9/2016	101000	No	37	11.23	0.2383	0	None	ln(x)	0.00008608	Param Intra 1 of 2
Magnesium Total (ug/L)	201A-SS	51000	n/a	3/3/2016	47100	No	13	10.57	0.08112	0	None	ln(x)	0.00008608	Param Intra 1 of 2
Magnesium Total (ug/L)	205-SS	64000	n/a	3/2/2016	52700	No	17	224	9.563	0	None	sqrt(x)	0.00008608	Param Intra 1 of 2
Manganese Total (ug/L)	100-SS	75	n/a	3/10/2016	5.6	No	40	n/a	n/a	57.5	n/a	n/a	0.001152	NP Intra (NDs) 1 of 2
Manganese Total (ug/L)	104-SS	100	n/a	3/1/2016	28.3	No	39	5.486	1.746	2.564	None	sqrt(x)	0.00008608	Param Intra 1 of 2
Manganese Total (ug/L)	**105-SS**	**68**	**n/a**	**3/1/2016**	**124**	**Yes**	**39**	**2.59**	**0.5683**	**2.564**	**None**	**x^(1/3)**	**0.00008608**	**Param Intra 1 of 2**
Manganese Total (ug/L)	106-SS	52	n/a	3/2/2016	21.4	No	38	4.249	1.13	2.632	None	sqrt(x)	0.00008608	Param Intra 1 of 2
Manganese Total (ug/L)	109-SS	120	n/a	3/10/2016	2.5ND	No	40	n/a	n/a	42.5	n/a	n/a	0.001152	NP Intra (normality) 1 of 2
Manganese Total (ug/L)	110-SS	230	n/a	3/10/2016	138	No	10	30012	5451	0	None	x^2	0.00008608	Param Intra 1 of 2
Manganese Total (ug/L)	**115-SS**	**19**	**n/a**	**3/9/2016**	**74.7**	**Yes**	**11**	**8.983**	**2.739**	**9.091**	**None**	**No**	**0.00008608**	**Param Intra 1 of 2**
Manganese Total (ug/L)	201A-SS	1100	n/a	3/3/2016	26.5	No	40	4.69	0.8887	0	None	ln(x)	0.00008608	Param Intra 1 of 2
Manganese Total (ug/L)	205-SS	33	n/a	3/2/2016	2.5ND	No	39	1.78	0.54	30.77	Kaplan-Meier	x^(1/3)	0.00008608	Param Intra 1 of 2
Mercury Total (ug/L)	100-SS	0.10	n/a	3/10/2016	0.1ND	No	40	n/a	n/a	100	n/a	n/a	0.001152	NP Intra (NDs) 1 of 2
Mercury Total (ug/L)	104-SS	0.30	n/a	3/1/2016	0.1ND	No	40	n/a	n/a	97.5	n/a	n/a	0.001152	NP Intra (NDs) 1 of 2
Mercury Total (ug/L)	105-SS	0.10	n/a	3/1/2016	0.1ND	No	40	n/a	n/a	100	n/a	n/a	0.001152	NP Intra (NDs) 1 of 2
Mercury Total (ug/L)	106-SS	0.10	n/a	3/2/2016	0.1ND	No	40	n/a	n/a	100	n/a	n/a	0.001152	NP Intra (NDs) 1 of 2
Mercury Total (ug/L)	109-SS	0.10	n/a	3/10/2016	0.1ND	No	40	n/a	n/a	100	n/a	n/a	0.001152	NP Intra (NDs) 1 of 2
Mercury Total (ug/L)	110-SS	0.10	n/a	3/10/2016	0.1ND	No	40	n/a	n/a	100	n/a	n/a	0.001152	NP Intra (NDs) 1 of 2
Mercury Total (ug/L)	115-SS	0.10	n/a	3/9/2016	0.1ND	No	40	n/a	n/a	100	n/a	n/a	0.001152	NP Intra (NDs) 1 of 2
Mercury Total (ug/L)	201A-SS	0.35	n/a	3/3/2016	0.1ND	No	40	n/a	n/a	97.5	n/a	n/a	0.001152	NP Intra (NDs) 1 of 2
Mercury Total (ug/L)	205-SS	0.10	n/a	3/2/2016	0.1ND	No	40	n/a	n/a	100	n/a	n/a	0.001152	NP Intra (NDs) 1 of 2
Nickel Total (ug/L)	100-SS	56	n/a	3/10/2016	12.8	No	40	2.743	0.491	10	None	ln(x)	0.00008608	Param Intra 1 of 2
Nickel Total (ug/L)	104-SS	23	n/a	3/1/2016	5ND	No	40	n/a	n/a	97.5	n/a	n/a	0.001152	NP Intra (NDs) 1 of 2
Nickel Total (ug/L)	105-SS	20	n/a	3/1/2016	5ND	No	40	n/a	n/a	97.5	n/a	n/a	0.001152	NP Intra (NDs) 1 of 2
Nickel Total (ug/L)	106-SS	20	n/a	3/2/2016	5ND	No	40	n/a	n/a	97.5	n/a	n/a	0.001152	NP Intra (NDs) 1 of 2
Nickel Total (ug/L)	109-SS	20	n/a	3/10/2016	5ND	No	40	n/a	n/a	95	n/a	n/a	0.001152	NP Intra (NDs) 1 of 2
Nickel Total (ug/L)	110-SS	55	n/a	3/10/2016	13.9	No	40	n/a	n/a	25	n/a	n/a	0.001152	NP Intra (normality) 1 of 2
Nickel Total (ug/L)	115-SS	140	n/a	3/9/2016	71.5	No	37	n/a	n/a	32.43	n/a	n/a	0.001353	NP Intra (normality) 1 of 2
Nickel Total (ug/L)	201A-SS	20	n/a	3/3/2016	5ND	No	40	n/a	n/a	97.5	n/a	n/a	0.001152	NP Intra (NDs) 1 of 2
Nickel Total (ug/L)	205-SS	32	n/a	3/2/2016	5ND	No	40	n/a	n/a	97.5	n/a	n/a	0.001152	NP Intra (NDs) 1 of 2
Nitrate/Nitrite (mg/L)	100-SS	0.27	n/a	3/10/2016	0.05ND	No	40	n/a	n/a	75	n/a	n/a	0.001152	NP Intra (NDs) 1 of 2
Nitrate/Nitrite (mg/L)	104-SS	0.39	n/a	3/1/2016	0.05ND	No	40	n/a	n/a	90	n/a	n/a	0.001152	NP Intra (NDs) 1 of 2
Nitrate/Nitrite (mg/L)	105-SS	0.12	n/a	3/1/2016	0.05ND	No	40	n/a	n/a	95	n/a	n/a	0.001152	NP Intra (NDs) 1 of 2
Nitrate/Nitrite (mg/L)	106-SS	0.54	n/a	3/2/2016	0.26	No	40	n/a	n/a	92.5	n/a	n/a	0.001152	NP Intra (NDs) 1 of 2
Nitrate/Nitrite (mg/L)	109-SS	0.50	n/a	3/10/2016	0.12	No	40	n/a	n/a	90	n/a	n/a	0.001152	NP Intra (NDs) 1 of 2
Nitrate/Nitrite (mg/L)	110-SS	5.0	n/a	3/10/2016	0.05ND	No	40	n/a	n/a	97.5	n/a	n/a	0.001152	NP Intra (NDs) 1 of 2
Nitrate/Nitrite (mg/L)	115-SS	5.0	n/a	3/9/2016	0.05ND	No	40	n/a	n/a	97.5	n/a	n/a	0.001152	NP Intra (NDs) 1 of 2
Nitrate/Nitrite (mg/L)	**201A-SS**	**0.33**	**n/a**	**3/3/2016**	**0.39**	**Yes**	**27**	**n/a**	**n/a**	**66.67**	**n/a**	**n/a**	**0.002475**	**NP Intra (NDs) 1 of 2**
Nitrate/Nitrite (mg/L)	205-SS	0.15	n/a	3/2/2016	0.05ND	No	40	n/a	n/a	95	n/a	n/a	0.001152	NP Intra (NDs) 1 of 2
pH [Field] (su)	100-SS	8.0	6.6	3/10/2016	7.15	No	40	n/a	n/a	0	n/a	n/a	0.002305	NP Intra (normality) 1 of 2
pH [Field] (su)	104-SS	8.5	6.2	3/1/2016	7.05	No	35	1.983	0.05825	0	None	ln(x)	0.00004304	Param Intra 1 of 2

Prediction Limit

Bridgeton LF Client: RSI Data: BRIDGETON Printed 5/3/2016, 9:09 AM

Constituent	Well	Upper Lim.	Lower Lim.	Date	Observ.	Sig.	Bg N	Bg Mean	Std. Dev.	%NDs	ND Adj.	Transform	Alpha	Method
pH [Field] (su)	105-SS	8.3	6.7	3/1/2016	7.13	No	32	2.012	0.04035	0	None	ln(x)	0.00004304	Param Intra 1 of 2
pH [Field] (su)	106-SS	8.3	6.3	3/2/2016	7.08	No	31	1.98	0.05226	0	None	ln(x)	0.00004304	Param Intra 1 of 2
pH [Field] (su)	109-SS	8	6.5	3/10/2016	7.18	No	39	1.973	0.04155	0	None	ln(x)	0.00004304	Param Intra 1 of 2
pH [Field] (su)	110-SS	7.7	6	3/10/2016	6.79	No	33	1.914	0.04822	0	None	ln(x)	0.00004304	Param Intra 1 of 2
pH [Field] (su)	115-SS	7.6	6	3/9/2016	6.62	No	39	1.911	0.04272	0	None	ln(x)	0.00004304	Param Intra 1 of 2
pH [Field] (su)	201A-SS	8.5	6.4	3/3/2016	7.21	No	30	1.993	0.05282	0	None	ln(x)	0.00004304	Param Intra 1 of 2
pH [Field] (su)	205-SS	7.9	6.5	3/2/2016	7.08	No	32	1.969	0.03712	0	None	ln(x)	0.00004304	Param Intra 1 of 2
Phosphorus Total (mg/L)	100-SS	0.21	n/a	3/10/2016	0.025ND	No	40	n/a	n/a	70	n/a	n/a	0.001152	NP Intra (NDs) 1 of 2
Phosphorus Total (mg/L)	104-SS	0.46	n/a	3/1/2016	0.025ND	No	40	n/a	n/a	60	n/a	n/a	0.001152	NP Intra (NDs) 1 of 2
Phosphorus Total (mg/L)	105-SS	0.22	n/a	3/1/2016	0.025ND	No	40	n/a	n/a	50	n/a	n/a	0.001152	NP Intra (normality) 1 of 2
Phosphorus Total (mg/L)	106-SS	0.38	n/a	3/2/2016	0.025ND	No	40	n/a	n/a	72.5	n/a	n/a	0.001152	NP Intra (NDs) 1 of 2
Phosphorus Total (mg/L)	109-SS	0.25	n/a	3/10/2016	0.025ND	No	40	n/a	n/a	72.5	n/a	n/a	0.001152	NP Intra (NDs) 1 of 2
Phosphorus Total (mg/L)	110-SS	0.47	n/a	3/10/2016	0.13	No	39	-1.798	0.3985	2.564	None	ln(x)	0.00008608	Param Intra 1 of 2
Phosphorus Total (mg/L)	115-SS	0.45	n/a	3/9/2016	0.24	No	31	0.2985	0.1361	12.9	None	sqrt(x)	0.00008608	Param Intra 1 of 2
Phosphorus Total (mg/L)	201A-SS	0.37	n/a	3/3/2016	0.025ND	No	40	n/a	n/a	70	n/a	n/a	0.001152	NP Intra (NDs) 1 of 2
Phosphorus Total (mg/L)	205-SS	0.11	n/a	3/2/2016	0.025ND	No	40	n/a	n/a	70	n/a	n/a	0.001152	NP Intra (NDs) 1 of 2
Selenium Total (ug/L)	100-SS	50	n/a	3/10/2016	2.5ND	No	40	n/a	n/a	100	n/a	n/a	0.001152	NP Intra (NDs) 1 of 2
Selenium Total (ug/L)	104-SS	50	n/a	3/1/2016	2.5ND	No	40	n/a	n/a	100	n/a	n/a	0.001152	NP Intra (NDs) 1 of 2
Selenium Total (ug/L)	105-SS	50	n/a	3/1/2016	2.5ND	No	40	n/a	n/a	100	n/a	n/a	0.001152	NP Intra (NDs) 1 of 2
Selenium Total (ug/L)	106-SS	50	n/a	3/2/2016	2.5ND	No	40	n/a	n/a	100	n/a	n/a	0.001152	NP Intra (NDs) 1 of 2
Selenium Total (ug/L)	109-SS	39	n/a	3/10/2016	2.5ND	No	40	n/a	n/a	80	n/a	n/a	0.001152	NP Intra (NDs) 1 of 2
Selenium Total (ug/L)	110-SS	50	n/a	3/10/2016	2.5ND	No	40	n/a	n/a	97.5	n/a	n/a	0.001152	NP Intra (NDs) 1 of 2
Selenium Total (ug/L)	115-SS	50	n/a	3/9/2016	2.5ND	No	40	n/a	n/a	97.5	n/a	n/a	0.001152	NP Intra (NDs) 1 of 2
Selenium Total (ug/L)	201A-SS	50	n/a	3/3/2016	2.5ND	No	40	n/a	n/a	100	n/a	n/a	0.001152	NP Intra (NDs) 1 of 2
Selenium Total (ug/L)	205-SS	50	n/a	3/2/2016	2.5ND	No	40	n/a	n/a	100	n/a	n/a	0.001152	NP Intra (NDs) 1 of 2
Silver Total (ug/L)	100-SS	5.0	n/a	3/10/2016	2.5ND	No	40	n/a	n/a	100	n/a	n/a	0.001152	NP Intra (NDs) 1 of 2
Silver Total (ug/L)	104-SS	5.0	n/a	3/1/2016	2.5ND	No	39	n/a	n/a	100	n/a	n/a	0.001219	NP Intra (NDs) 1 of 2
Silver Total (ug/L)	105-SS	5.0	n/a	3/1/2016	2.5ND	No	40	n/a	n/a	100	n/a	n/a	0.001152	NP Intra (NDs) 1 of 2
Silver Total (ug/L)	106-SS	5.0	n/a	3/2/2016	2.5ND	No	38	n/a	n/a	100	n/a	n/a	0.001286	NP Intra (NDs) 1 of 2
Silver Total (ug/L)	109-SS	5.0	n/a	3/10/2016	2.5ND	No	40	n/a	n/a	100	n/a	n/a	0.001152	NP Intra (NDs) 1 of 2
Silver Total (ug/L)	110-SS	5.0	n/a	3/10/2016	2.5ND	No	40	n/a	n/a	100	n/a	n/a	0.001152	NP Intra (NDs) 1 of 2
Silver Total (ug/L)	115-SS	5.9	n/a	3/9/2016	2.5ND	No	40	n/a	n/a	97.5	n/a	n/a	0.001152	NP Intra (NDs) 1 of 2
Silver Total (ug/L)	201A-SS	5.0	n/a	3/3/2016	2.5ND	No	40	n/a	n/a	100	n/a	n/a	0.001152	NP Intra (NDs) 1 of 2
Silver Total (ug/L)	205-SS	5.0	n/a	3/2/2016	2.5ND	No	40	n/a	n/a	100	n/a	n/a	0.001152	NP Intra (NDs) 1 of 2
Sodium Total (ug/L)	100-SS	39000	n/a	3/10/2016	11400	No	40	9.808	0.295	0	None	ln(x)	0.00008608	Param Intra 1 of 2
Sodium Total (ug/L)	104-SS	27000	n/a	3/1/2016	14500	No	39	9.617	0.2257	0	None	ln(x)	0.00008608	Param Intra 1 of 2
Sodium Total (ug/L)	105-SS	80000	n/a	3/1/2016	41200	No	29	10.89	0.1457	0	None	ln(x)	0.00008608	Param Intra 1 of 2
Sodium Total (ug/L)	**106-SS**	**17000**	**n/a**	**3/2/2016**	**17900**	**Yes**	**26**	**1.7e8**	**4.0e7**	**0**	**None**	**x^2**	**0.00008608**	**Param Intra 1 of 2**
Sodium Total (ug/L)	109-SS	49000	n/a	3/10/2016	10700	No	39	9.978	0.3165	0	None	ln(x)	0.00008608	Param Intra 1 of 2
Sodium Total (ug/L)	110-SS	120000	n/a	3/10/2016	77000	No	39	83210	14554	0	None	No	0.00008608	Param Intra 1 of 2
Sodium Total (ug/L)	115-SS	460000	n/a	3/9/2016	160000	No	35	10.78	0.8461	0	None	ln(x)	0.00008608	Param Intra 1 of 2
Sodium Total (ug/L)	201A-SS	66000	n/a	3/3/2016	10300	No	40	30.24	3.85	0	None	x^(1/3)	0.00008608	Param Intra 1 of 2
Sodium Total (ug/L)	205-SS	56000	n/a	3/2/2016	14500	No	40	n/a	n/a	0	n/a	n/a	0.001152	NP Intra (normality) 1 of 2
Specific Conductance [Field] (umhos/cm)	100-SS	1000	n/a	3/10/2016	800	No	39	6.746	0.06655	0	None	ln(x)	0.00008608	Param Intra 1 of 2
Specific Conductance [Field] (umhos/cm)	104-SS	930	n/a	3/1/2016	782	No	39	4.6e8	1.3e8	0	None	x^3	0.00008608	Param Intra 1 of 2
Specific Conductance [Field] (umhos/cm)	105-SS	1100	n/a	3/1/2016	1041	No	22	813.5	87.59	0	None	No	0.00008608	Param Intra 1 of 2
Specific Conductance [Field] (umhos/cm)	106-SS	950	n/a	3/2/2016	880	No	39	4.6e11	1.3e11	0	None	x^4	0.00008608	Param Intra 1 of 2
Specific Conductance [Field] (umhos/cm)	109-SS	990	n/a	3/10/2016	795	No	37	824	63.94	0	None	No	0.00008608	Param Intra 1 of 2
Specific Conductance [Field] (umhos/cm)	110-SS	2200	n/a	3/10/2016	1945	No	23	1.9e16	1.0e16	0	None	x^5	0.00008608	Param Intra 1 of 2
Specific Conductance [Field] (umhos/cm)	115-SS	3500	n/a	3/9/2016	2530	No	36	7.284	0.335	0	None	ln(x)	0.00008608	Param Intra 1 of 2

Prediction Limit

Bridgeton LF Client: RSI Data: BRIDGETON Printed 5/3/2016, 9:09 AM

Constituent	Well	Upper Lim.	Lower Lim.	Date	Observ.	Sig.	Bg N	Bg Mean	Std. Dev.	%NDs	ND Adj.	Transform	Alpha	Method
Specific Conductance [Field] (umhos/cm)	201A-SS	970	n/a	3/3/2016	775	No	39	660296	108124	0	None	x^2	0.00008608	Param Intra 1 of 2
Specific Conductance [Field] (umhos/cm)	205-SS	1300	n/a	3/2/2016	864	No	40	n/a	n/a	0	n/a	n/a	0.001152	NP Intra (normality) 1 of 2
Sulfate as SO4 (mg/L)	100-SS	92	n/a	3/10/2016	46.5	No	40	4.009	0.1952	2.5	None	ln(x)	0.00008608	Param Intra 1 of 2
Sulfate as SO4 (mg/L)	104-SS	45	n/a	3/1/2016	23.5	No	40	21.16	9.259	2.5	None	No	0.00008608	Param Intra 1 of 2
Sulfate as SO4 (mg/L)	**105-SS**	**47**	**n/a**	**3/1/2016**	**62.5**	**Yes**	**8**	**40346**	**14371**	**0**	**None**	**x^3**	**0.00008608**	**Param Intra 1 of 2**
Sulfate as SO4 (mg/L)	106-SS	66	n/a	3/2/2016	56.5	No	40	3.901	0.1104	2.5	None	ln(x)	0.00008608	Param Intra 1 of 2
Sulfate as SO4 (mg/L)	109-SS	89	n/a	3/10/2016	26.5	No	40	3.71	0.2988	2.5	None	ln(x)	0.00008608	Param Intra 1 of 2
Sulfate as SO4 (mg/L)	110-SS	100	n/a	3/10/2016	51.8	No	40	5251	1909	0	None	x^2	0.00008608	Param Intra 1 of 2
Sulfate as SO4 (mg/L)	115-SS	71	n/a	3/9/2016	4	No	40	4.715	1.41	0	None	sqrt(x)	0.00008608	Param Intra 1 of 2
Sulfate as SO4 (mg/L)	201A-SS	86	n/a	3/3/2016	71.5	No	37	4.083	0.141	0	None	ln(x)	0.00008608	Param Intra 1 of 2
Sulfate as SO4 (mg/L)	205-SS	73	n/a	3/2/2016	61.1	No	39	50.72	8.593	0	None	No	0.00008608	Param Intra 1 of 2
Thallium Total (ug/L)	100-SS	50	n/a	3/10/2016	1ND	No	40	n/a	n/a	97.5	n/a	n/a	0.001152	NP Intra (NDs) 1 of 2
Thallium Total (ug/L)	104-SS	50	n/a	3/1/2016	1ND	No	40	n/a	n/a	100	n/a	n/a	0.001152	NP Intra (NDs) 1 of 2
Thallium Total (ug/L)	105-SS	50	n/a	3/1/2016	1ND	No	40	n/a	n/a	100	n/a	n/a	0.001152	NP Intra (NDs) 1 of 2
Thallium Total (ug/L)	106-SS	50	n/a	3/2/2016	1ND	No	40	n/a	n/a	100	n/a	n/a	0.001152	NP Intra (NDs) 1 of 2
Thallium Total (ug/L)	109-SS	50	n/a	3/10/2016	1ND	No	40	n/a	n/a	100	n/a	n/a	0.001152	NP Intra (NDs) 1 of 2
Thallium Total (ug/L)	110-SS	50	n/a	3/10/2016	1ND	No	40	n/a	n/a	100	n/a	n/a	0.001152	NP Intra (NDs) 1 of 2
Thallium Total (ug/L)	115-SS	50	n/a	3/9/2016	1ND	No	40	n/a	n/a	100	n/a	n/a	0.001152	NP Intra (NDs) 1 of 2
Thallium Total (ug/L)	201A-SS	50	n/a	3/3/2016	1ND	No	40	n/a	n/a	100	n/a	n/a	0.001152	NP Intra (NDs) 1 of 2
Thallium Total (ug/L)	205-SS	50	n/a	3/2/2016	1ND	No	40	n/a	n/a	100	n/a	n/a	0.001152	NP Intra (NDs) 1 of 2
Total Dissolved Solids [TDS] (mg/L)	100-SS	570	n/a	3/10/2016	443	No	39	1.1e8	2.8e7	0	None	x^3	0.00008608	Param Intra 1 of 2
Total Dissolved Solids [TDS] (mg/L)	104-SS	510	n/a	3/1/2016	429	No	38	6.039	0.07516	0	None	ln(x)	0.00008608	Param Intra 1 of 2
Total Dissolved Solids [TDS] (mg/L)	**105-SS**	**540**	**n/a**	**3/1/2016**	**602**	**Yes**	**20**	**n/a**	**n/a**	**0**	**n/a**	**n/a**	**0.004219**	**NP Intra (normality) 1 of 2**
Total Dissolved Solids [TDS] (mg/L)	106-SS	540	n/a	3/2/2016	499	No	39	21.4	0.6626	0	None	sqrt(x)	0.00008608	Param Intra 1 of 2
Total Dissolved Solids [TDS] (mg/L)	109-SS	570	n/a	3/10/2016	402	No	40	6.134	0.07956	0	None	ln(x)	0.00008608	Param Intra 1 of 2
Total Dissolved Solids [TDS] (mg/L)	110-SS	1400	n/a	3/10/2016	1230	No	40	1135	116.3	0	None	No	0.00008608	Param Intra 1 of 2
Total Dissolved Solids [TDS] (mg/L)	115-SS	1800	n/a	3/9/2016	1410	No	37	6.71	0.3007	0	None	ln(x)	0.00008608	Param Intra 1 of 2
Total Dissolved Solids [TDS] (mg/L)	201A-SS	560	n/a	3/3/2016	466	No	39	226671	33845	0	None	x^2	0.00008608	Param Intra 1 of 2
Total Dissolved Solids [TDS] (mg/L)	205-SS	580	n/a	3/2/2016	519	No	39	6.217	0.05445	0	None	ln(x)	0.00008608	Param Intra 1 of 2
Total Organic Carbon [TOC] (mg/L)	100-SS	31	n/a	3/10/2016	0.5ND	No	40	n/a	n/a	72.5	n/a	n/a	0.001152	NP Intra (NDs) 1 of 2
Total Organic Carbon [TOC] (mg/L)	104-SS	28	n/a	3/1/2016	2ND	No	40	n/a	n/a	47.5	n/a	n/a	0.001152	NP Intra (normality) 1 of 2
Total Organic Carbon [TOC] (mg/L)	105-SS	29	n/a	3/1/2016	1.9	No	40	n/a	n/a	17.5	n/a	n/a	0.001152	NP Intra (normality) 1 of 2
Total Organic Carbon [TOC] (mg/L)	106-SS	32	n/a	3/2/2016	3.9	No	39	n/a	n/a	53.85	n/a	n/a	0.001219	NP Intra (NDs) 1 of 2
Total Organic Carbon [TOC] (mg/L)	109-SS	31	n/a	3/10/2016	2ND	No	40	n/a	n/a	52.5	n/a	n/a	0.001152	NP Intra (NDs) 1 of 2
Total Organic Carbon [TOC] (mg/L)	110-SS	31	n/a	3/10/2016	26.4	No	39	3.564	0.7759	0	None	sqrt(x)	0.00008608	Param Intra 1 of 2
Total Organic Carbon [TOC] (mg/L)	115-SS	56	n/a	3/9/2016	12.5	No	40	1.813	0.7701	22.5	Kaplan-Meier	x^(1/3)	0.00008608	Param Intra 1 of 2
Total Organic Carbon [TOC] (mg/L)	201A-SS	33	n/a	3/3/2016	0.5ND	No	40	n/a	n/a	50	n/a	n/a	0.001152	NP Intra (normality) 1 of 2
Total Organic Carbon [TOC] (mg/L)	205-SS	10	n/a	3/2/2016	2ND	No	34	n/a	n/a	47.06	n/a	n/a	0.001587	NP Intra (normality) 1 of 2
Vanadium Total (ug/L)	100-SS	5.0	n/a	3/10/2016	5ND	No	40	n/a	n/a	100	n/a	n/a	0.001152	NP Intra (NDs) 1 of 2
Vanadium Total (ug/L)	104-SS	5.0	n/a	3/1/2016	5ND	No	40	n/a	n/a	100	n/a	n/a	0.001152	NP Intra (NDs) 1 of 2
Vanadium Total (ug/L)	105-SS	5.0	n/a	3/1/2016	5ND	No	40	n/a	n/a	100	n/a	n/a	0.001152	NP Intra (NDs) 1 of 2
Vanadium Total (ug/L)	106-SS	5.0	n/a	3/2/2016	5ND	No	40	n/a	n/a	100	n/a	n/a	0.001152	NP Intra (NDs) 1 of 2
Vanadium Total (ug/L)	109-SS	5.0	n/a	3/10/2016	5ND	No	40	n/a	n/a	100	n/a	n/a	0.001152	NP Intra (NDs) 1 of 2
Vanadium Total (ug/L)	110-SS	10	n/a	3/10/2016	5ND	No	40	n/a	n/a	97.5	n/a	n/a	0.001152	NP Intra (NDs) 1 of 2
Vanadium Total (ug/L)	115-SS	14	n/a	3/9/2016	5ND	No	40	n/a	n/a	97.5	n/a	n/a	0.001152	NP Intra (NDs) 1 of 2
Vanadium Total (ug/L)	201A-SS	5.0	n/a	3/3/2016	5ND	No	40	n/a	n/a	100	n/a	n/a	0.001152	NP Intra (NDs) 1 of 2
Vanadium Total (ug/L)	205-SS	110	n/a	3/2/2016	5ND	No	40	n/a	n/a	97.5	n/a	n/a	0.001152	NP Intra (NDs) 1 of 2
Zinc Total (ug/L)	100-SS	230	n/a	3/10/2016	10ND	No	40	n/a	n/a	92.5	n/a	n/a	0.001152	NP Intra (NDs) 1 of 2
Zinc Total (ug/L)	104-SS	220	n/a	3/1/2016	10ND	No	40	n/a	n/a	85	n/a	n/a	0.001152	NP Intra (NDs) 1 of 2
Zinc Total (ug/L)	105-SS	43	n/a	3/1/2016	10ND	No	40	n/a	n/a	85	n/a	n/a	0.001152	NP Intra (NDs) 1 of 2

Prediction Limit

Bridgeton LF Client: RSI Data: BRIDGETON Printed 5/3/2016, 9:09 AM

Constituent	Well	Upper Lim.	Lower Lim.	Date	Observ.	Sig.	Bg N	Bg Mean	Std. Dev.	%NDs	ND Adj.	Transform	Alpha	Method
Zinc Total (ug/L)	106-SS	40	n/a	3/2/2016	10ND	No	40	n/a	n/a	92.5	n/a	n/a	0.001152	NP Intra (NDs) 1 of 2
Zinc Total (ug/L)	109-SS	220	n/a	3/10/2016	10ND	No	40	2.709	1.255	32.5	Kaplan-Meier	x^(1/3)	0.00008608	Param Intra 1 of 2
Zinc Total (ug/L)	110-SS	87	n/a	3/10/2016	10ND	No	40	n/a	n/a	77.5	n/a	n/a	0.001152	NP Intra (NDs) 1 of 2
Zinc Total (ug/L)	115-SS	68	n/a	3/9/2016	10ND	No	40	n/a	n/a	87.5	n/a	n/a	0.001152	NP Intra (NDs) 1 of 2
Zinc Total (ug/L)	201A-SS	180	n/a	3/3/2016	35.3	No	40	n/a	n/a	85	n/a	n/a	0.001152	NP Intra (NDs) 1 of 2
Zinc Total (ug/L)	205-SS	100	n/a	3/2/2016	10ND	No	40	n/a	n/a	82.5	n/a	n/a	0.001152	NP Intra (NDs) 1 of 2

Sanitas™ v.9.5.24 Software licensed to Jett Environmental Consulting. UG
Hollow symbols indicate censored values.

Within Limit

Prediction Limit

Intrawell Non-parametric

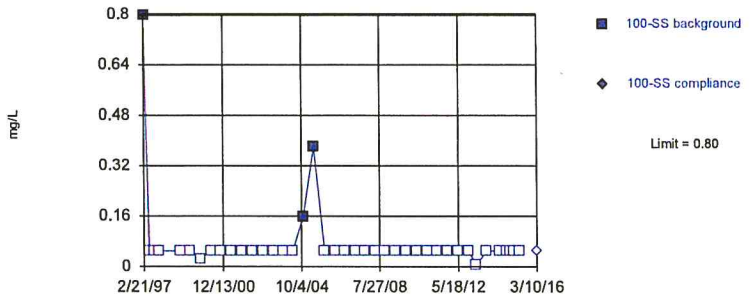

Non-parametric test used in lieu of parametric prediction limit because censored data exceeded 50%. Limit is highest of 40 background values. 92.5% NDs. Well-constituent pair annual alpha = 0.004602. Individual comparison alpha = 0.001152 (1 of 2). After outlier removal distribution was non-normal, so outlier results were invalidated.

Constituent: Ammonia as N Analysis Run 5/3/2016 8:26 AM
Bridgeton LF Client: RSI Data: BRIDGETON

Sanitas™ v.9.5.24 Software licensed to Jett Environmental Consulting. UG
Hollow symbols indicate censored values.

Within Limit

Prediction Limit

Intrawell Non-parametric

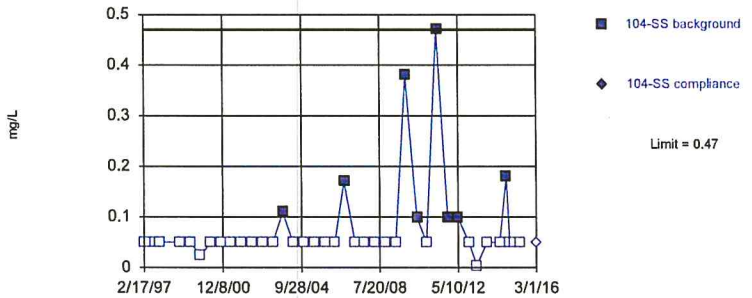

Non-parametric test used in lieu of parametric prediction limit because censored data exceeded 50%. Limit is highest of 40 background values. 80% NDs. Well-constituent pair annual alpha = 0.004602. Individual comparison alpha = 0.001152 (1 of 2). After outlier removal distribution was non-normal, so outlier results were invalidated.

Constituent: Ammonia as N Analysis Run 5/3/2016 8:26 AM
Bridgeton LF Client: RSI Data: BRIDGETON

Sanitas™ v.9.5.24 Software licensed to Jett Environmental Consulting. UG
Hollow symbols indicate censored values.

Within Limit

Prediction Limit

Intrawell Non-parametric

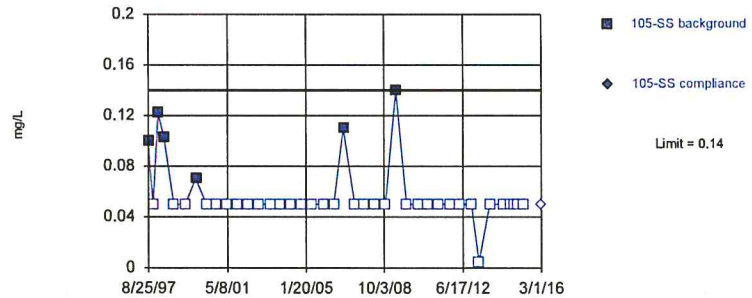

Non-parametric test used in lieu of parametric prediction limit because censored data exceeded 50%. Limit is highest of 40 background values. 85% NDs. Well-constituent pair annual alpha = 0.004602. Individual comparison alpha = 0.001152 (1 of 2). After outlier removal distribution was non-normal, so outlier results were invalidated.

Constituent: Ammonia as N Analysis Run 5/3/2016 8:26 AM
Bridgeton LF Client: RSI Data: BRIDGETON

Sanitas™ v.9.5.24 Software licensed to Jett Environmental Consulting. UG
Hollow symbols indicate censored values.

Within Limit

Prediction Limit

Intrawell Non-parametric

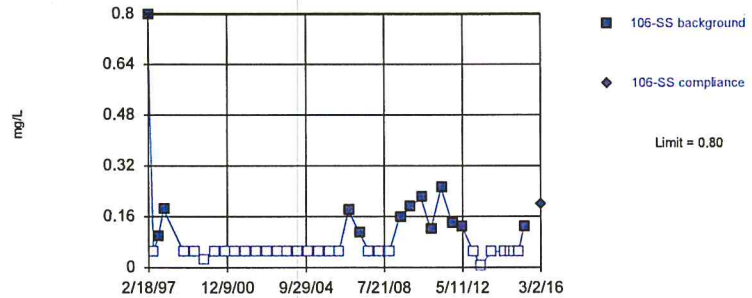

Non-parametric test used in lieu of parametric prediction limit because censored data exceeded 50%. Limit is highest of 40 background values. 67.5% NDs. Well-constituent pair annual alpha = 0.004602. Individual comparison alpha = 0.001152 (1 of 2). After outlier removal distribution was non-normal, so outlier results were invalidated.

Constituent: Ammonia as N Analysis Run 5/3/2016 8:26 AM
Bridgeton LF Client: RSI Data: BRIDGETON

Sanitas™ v.9.5.24 Software licensed to Jett Environmental Consulting. UG
Hollow symbols indicate censored values.

Within Limit

Prediction Limit

Intrawell Non-parametric

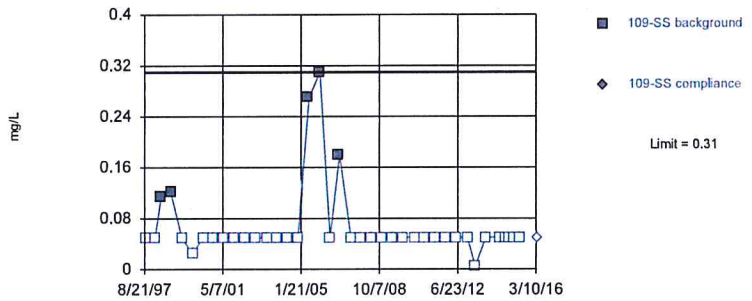

Non-parametric test used in lieu of parametric prediction limit because censored data exceeded 50%. Limit is highest of 40 background values. 87.5% NDs. Well-constituent pair annual alpha = 0.004602. Individual comparison alpha = 0.001152 (1 of 2). After outlier removal distribution was non-normal, so outlier results were invalidated.

Constituent: Ammonia as N Analysis Run 5/3/2016 8:26 AM
Bridgeton LF Client: RSI Data: BRIDGETON

Sanitas™ v.9.5.24 Software licensed to Jett Environmental Consulting. UG
Hollow symbols indicate censored values.

Within Limit

Prediction Limit

Intrawell Parametric

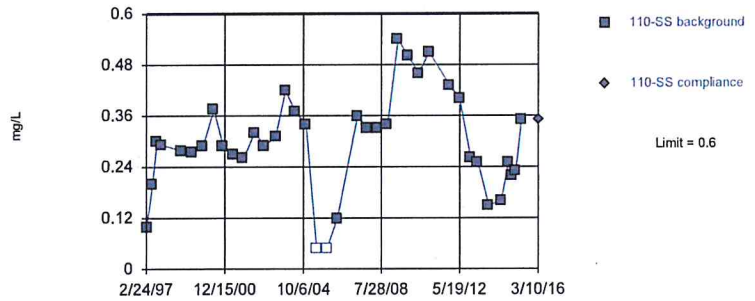

Background Data Summary: Mean=0.2966, Std. Dev.=0.1164, n=38, 5.263% NDs. Normality test: Shapiro Wilk @alpha = 0.01, calculated = 0.9725, critical = 0.916. Kappa = 2.635 (c=34, w=9, 1 of 2, event alpha = 0.026). Report alpha = 0.00008608. Rosner's outlier test was performed on the background data. Two background outliers were removed: 0.77 (11/9/2006); 1.8 (5/10/2011).

Constituent: Ammonia as N Analysis Run 5/3/2016 8:26 AM
Bridgeton LF Client: RSI Data: BRIDGETON

Sanitas™ v.9.5.24 Software licensed to Jett Environmental Consulting. UG
Hollow symbols indicate censored values.

Exceeds Limit

Prediction Limit

Intrawell Non-parametric

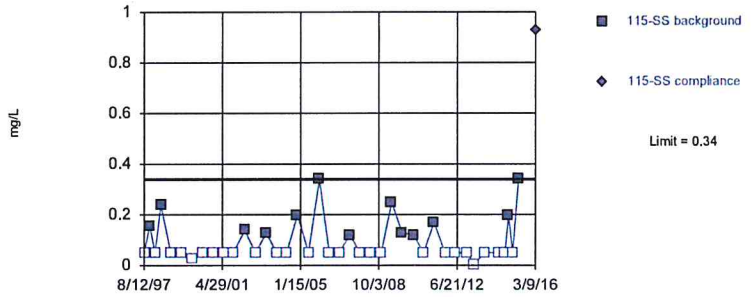

Non-parametric test used in lieu of parametric prediction limit because censored data exceeded 50%. Limit is highest of 40 background values. 67.5% NDs. Well-constituent pair annual alpha = 0.004602. Individual comparison alpha = 0.001152 (1 of 2). After outlier removal distribution was non-normal, so outlier results were invalidated.

Constituent: Ammonia as N Analysis Run 5/3/2016 8:26 AM
Bridgeton LF Client: RSI Data: BRIDGETON

Sanitas™ v.9.5.24 Software licensed to Jett Environmental Consulting. UG
Hollow symbols indicate censored values.

Within Limit

Prediction Limit

Intrawell Non-parametric

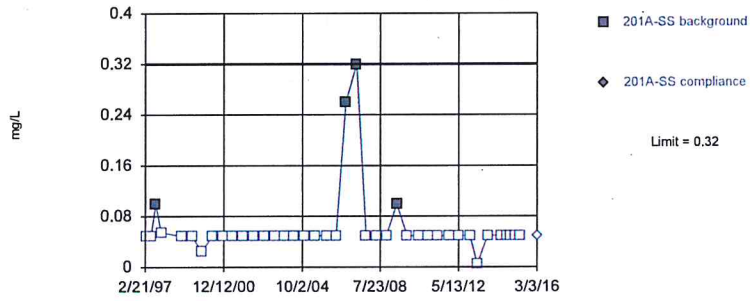

Non-parametric test used in lieu of parametric prediction limit because censored data exceeded 50%. Limit is highest of 40 background values. 90% NDs. Well-constituent pair annual alpha = 0.004602. Individual comparison alpha = 0.001152 (1 of 2). After outlier removal distribution was non-normal, so outlier results were invalidated.

Constituent: Ammonia as N Analysis Run 5/3/2016 8:26 AM
Bridgeton LF Client: RSI Data: BRIDGETON

Sanitas™ v.9.5.24 Software licensed to Jett Environmental Consulting, UG
Hollow symbols indicate censored values.

Within Limit

Prediction Limit

Intrawell Non-parametric

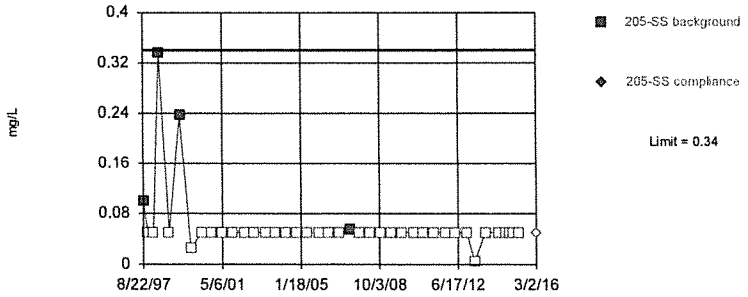

Non-parametric test used in lieu of parametric prediction limit because censored data exceeded 50%. Limit is highest of 40 background values. 90% NDs. Well-constituent pair annual alpha = 0.004602. Individual comparison alpha = 0.001152 (1 of 2). After outlier removal distribution was non-normal, so outlier results were invalidated.

Constituent: Ammonia as N Analysis Run 5/3/2016 8:26 AM
Bridgeton LF Client: RSI Data: BRIDGETON

Sanitas™ v.9.5.24 Software licensed to Jett Environmental Consulting, UG
Hollow symbols indicate censored values.

Within Limit

Prediction Limit

Intrawell Non-parametric

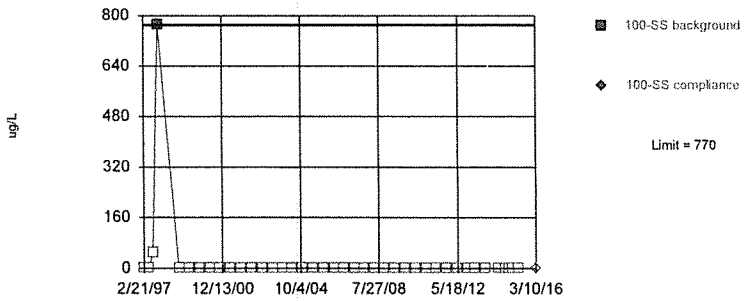

Non-parametric test used in lieu of parametric prediction limit because censored data exceeded 50%. Limit is highest of 40 background values. 97.5% NDs. Well-constituent pair annual alpha = 0.004602. Individual comparison alpha = 0.001152 (1 of 2). After outlier removal distribution was non-normal, so outlier results were invalidated.

Constituent: Antimony Total Analysis Run 5/3/2016 8:26 AM
Bridgeton LF Client: RSI Data: BRIDGETON

Sanitas™ v.9.5.24 Software licensed to Jett Environmental Consulting, UG
Hollow symbols indicate censored values.

Within Limit

Prediction Limit

Intrawell Non-parametric

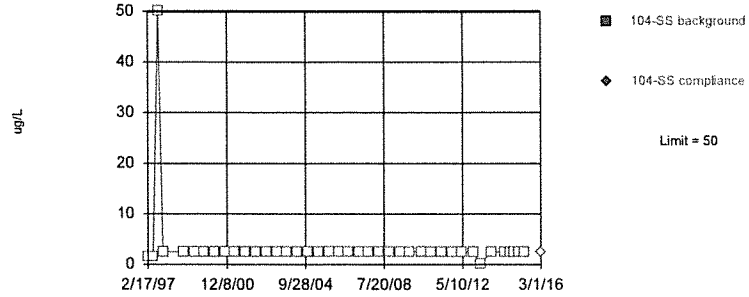

Non-parametric test used in lieu of parametric prediction limit because censored data exceeded 50%. Limit is highest of 40 background values. 100% NDs. Well-constituent pair annual alpha = 0.004602. Individual comparison alpha = 0.001152 (1 of 2). After outlier removal distribution was non-normal, so outlier results were invalidated.

Constituent: Antimony Total Analysis Run 5/3/2016 8:26 AM
Bridgeton LF Client: RSI Data: BRIDGETON

Sanitas™ v.9.5.24 Software licensed to Jett Environmental Consulting, UG
Hollow symbols indicate censored values.

Within Limit

Prediction Limit

Intrawell Non-parametric

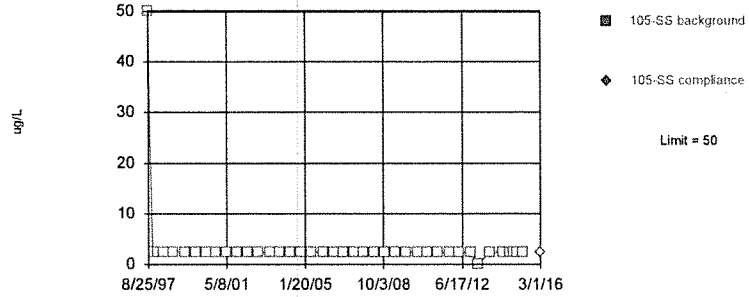

Non-parametric test used in lieu of parametric prediction limit because censored data exceeded 50%. Limit is highest of 40 background values. 100% NDs. Well-constituent pair annual alpha = 0.004602. Individual comparison alpha = 0.001152 (1 of 2). After outlier removal distribution was non-normal, so outlier results were invalidated.

Constituent: Antimony Total Analysis Run 5/3/2016 8:26 AM
Bridgeton LF Client: RSI Data: BRIDGETON

Sanitas™ v.9.5.24 Software licensed to Jett Environmental Consulting, UG
Hollow symbols indicate censored values.

Within Limit

Prediction Limit

Intrawell Non-parametric

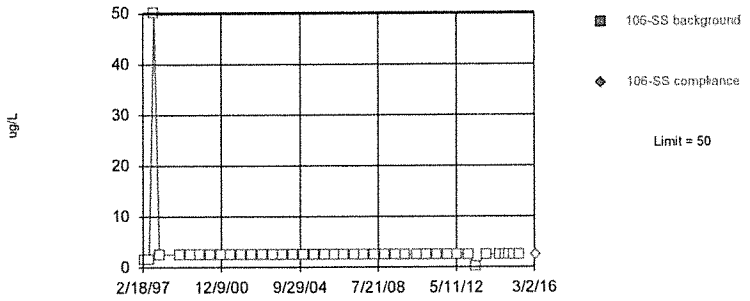

Non-parametric test used in lieu of parametric prediction limit because censored data exceeded 50%. Limit is highest of 40 background values. 100% NDs. Well-constituent pair annual alpha = 0.004602. Individual comparison alpha = 0.001152 (1 of 2). After outlier removal distribution was non-normal, so outlier results were invalidated.

Constituent: Antimony Total Analysis Run 5/3/2016 8:26 AM

Bridgeton LF Client: RSI Data: BRIDGETON

Sanitas™ v.9.5.24 Software licensed to Jett Environmental Consulting, UG
Hollow symbols indicate censored values.

Within Limit

Prediction Limit

Intrawell Non-parametric

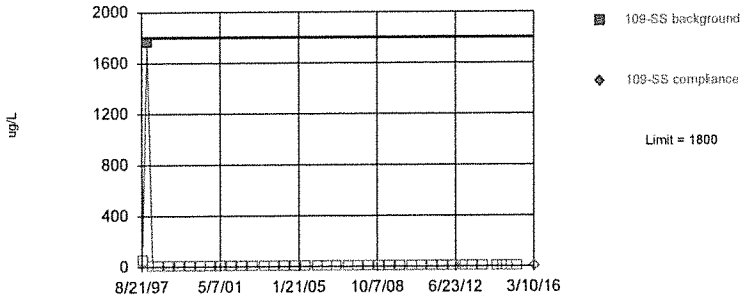

Non-parametric test used in lieu of parametric prediction limit because censored data exceeded 50%. Limit is highest of 40 background values. 97.5% NDs. Well-constituent pair annual alpha = 0.004602. Individual comparison alpha = 0.001152 (1 of 2). After outlier removal distribution was non-normal, so outlier results were invalidated.

Constituent: Antimony Total Analysis Run 5/3/2016 8:26 AM

Bridgeton LF Client: RSI Data: BRIDGETON

Sanitas™ v.9.5.24 Software licensed to Jett Environmental Consulting, UG
Hollow symbols indicate censored values.

Within Limit

Prediction Limit

Intrawell Non-parametric

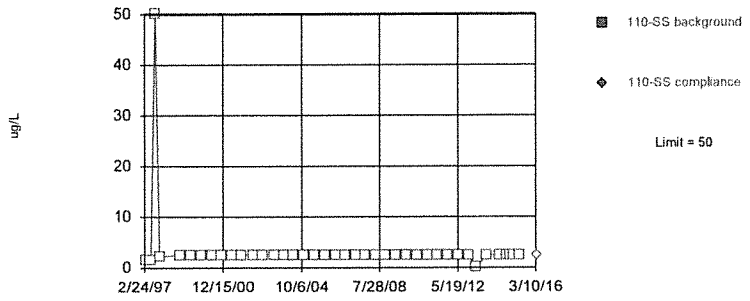

Non-parametric test used in lieu of parametric prediction limit because censored data exceeded 50%. Limit is highest of 40 background values. 100% NDs. Well-constituent pair annual alpha = 0.004602. Individual comparison alpha = 0.001152 (1 of 2). After outlier removal distribution was non-normal, so outlier results were invalidated.

Constituent: Antimony Total Analysis Run 5/3/2016 8:26 AM

Bridgeton LF Client: RSI Data: BRIDGETON

Sanitas™ v.9.5.24 Software licensed to Jett Environmental Consulting, UG
Hollow symbols indicate censored values.

Within Limit

Prediction Limit

Intrawell Non-parametric

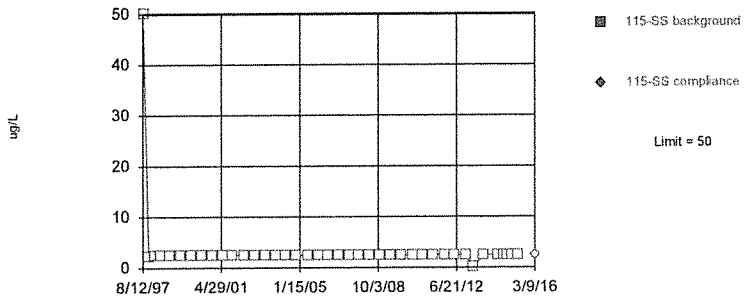

Non-parametric test used in lieu of parametric prediction limit because censored data exceeded 50%. Limit is highest of 40 background values. 100% NDs. Well-constituent pair annual alpha = 0.004602. Individual comparison alpha = 0.001152 (1 of 2). After outlier removal distribution was non-normal, so outlier results were invalidated.

Constituent: Antimony Total Analysis Run 5/3/2016 8:26 AM

Bridgeton LF Client: RSI Data: BRIDGETON

Sanitas™ v.9.5.24 Software licensed to Jett Environmental Consulting. UG
Hollow symbols indicate censored values.

Within Limit

Prediction Limit

Intrawell Non-parametric

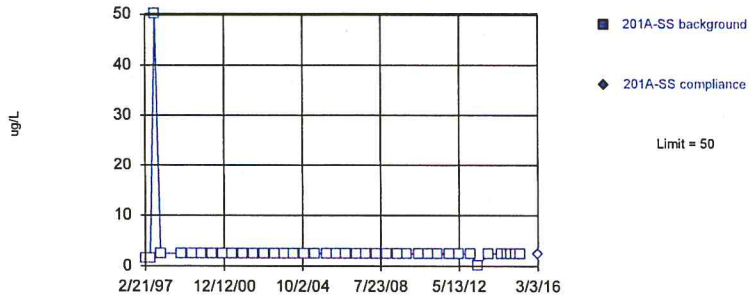

Non-parametric test used in lieu of parametric prediction limit because censored data exceeded 50%. Limit is highest of 40 background values. 100% NDs. Well-constituent pair annual alpha = 0.004602. Individual comparison alpha = 0.001152 (1 of 2). After outlier removal distribution was non-normal, so outlier results were invalidated.

Constituent: Antimony Total Analysis Run 5/3/2016 8:26 AM
Bridgeton LF Client: RSI Data: BRIDGETON

Sanitas™ v.9.5.24 Software licensed to Jett Environmental Consulting. UG
Hollow symbols indicate censored values.

Within Limit

Prediction Limit

Intrawell Non-parametric

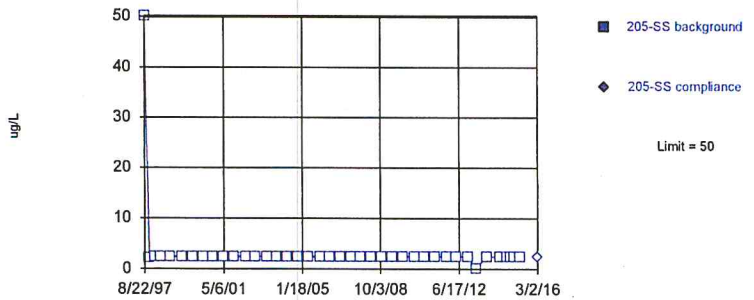

Non-parametric test used in lieu of parametric prediction limit because censored data exceeded 50%. Limit is highest of 40 background values. 100% NDs. Well-constituent pair annual alpha = 0.004602. Individual comparison alpha = 0.001152 (1 of 2). After outlier removal distribution was non-normal, so outlier results were invalidated.

Constituent: Antimony Total Analysis Run 5/3/2016 8:27 AM
Bridgeton LF Client: RSI Data: BRIDGETON

Sanitas™ v.9.5.24 Software licensed to Jett Environmental Consulting. UG
Hollow symbols indicate censored values.

Within Limit

Prediction Limit

Intrawell Non-parametric

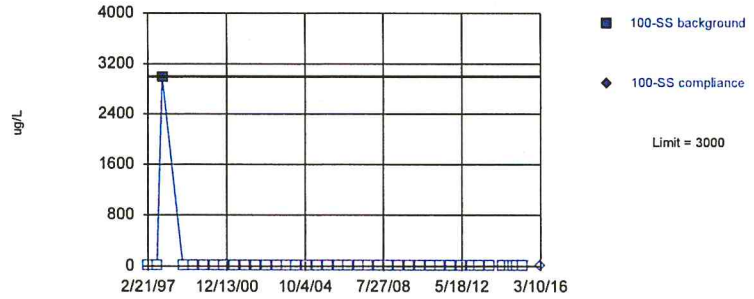

Non-parametric test used in lieu of parametric prediction limit because censored data exceeded 50%. Limit is highest of 40 background values. 97.5% NDs. Well-constituent pair annual alpha = 0.004602. Individual comparison alpha = 0.001152 (1 of 2). After outlier removal distribution was non-normal, so outlier results were invalidated.

Constituent: Arsenic Total Analysis Run 5/3/2016 8:27 AM
Bridgeton LF Client: RSI Data: BRIDGETON

Sanitas™ v.9.5.24 Software licensed to Jett Environmental Consulting. UG
Hollow symbols indicate censored values.

Within Limit

Prediction Limit

Intrawell Non-parametric

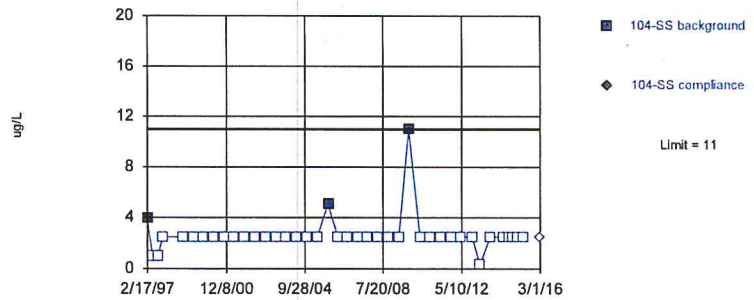

Non-parametric test used in lieu of parametric prediction limit because censored data exceeded 50%. Limit is highest of 40 background values. 92.5% NDs. Well-constituent pair annual alpha = 0.004602. Individual comparison alpha = 0.001152 (1 of 2). After outlier removal distribution was non-normal, so outlier results were invalidated.

Constituent: Arsenic Total Analysis Run 5/3/2016 8:27 AM
Bridgeton LF Client: RSI Data: BRIDGETON

Sanitas™ v.9.5.24 Software licensed to Jett Environmental Consulting, UG
Hollow symbols indicate censored values.

Within Limit

Prediction Limit

Intrawell Non-parametric

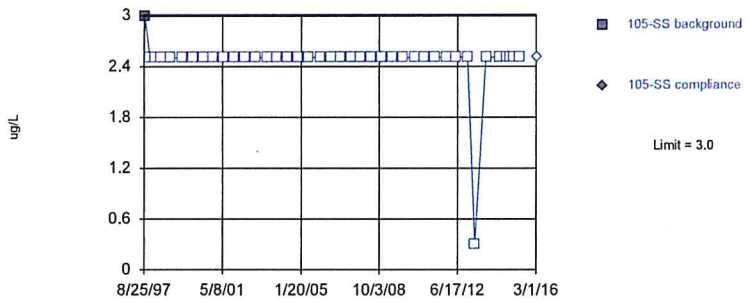

Non-parametric test used in lieu of parametric prediction limit because censored data exceeded 50%. Limit is highest of 40 background values. 97.5% NDs. Well-constituent pair annual alpha = 0.004602. Individual comparison alpha = 0.001152 (1 of 2). After outlier removal distribution was non-normal, so outlier results were invalidated.

Constituent: Arsenic Total Analysis Run 5/3/2016 8:27 AM
Bridgeton LF Client: RSI Data: BRIDGETON

Sanitas™ v.9.5.24 Software licensed to Jett Environmental Consulting, UG
Hollow symbols indicate censored values.

Within Limit

Prediction Limit

Intrawell Non-parametric

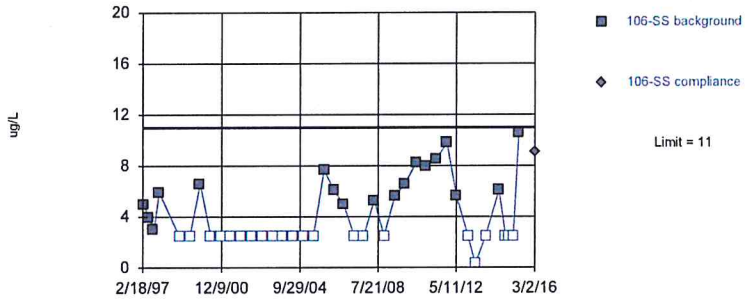

Non-parametric test used in lieu of parametric prediction limit because censored data exceeded 50%. Limit is highest of 40 background values. 55% NDs. Well-constituent pair annual alpha = 0.004602. Individual comparison alpha = 0.001152 (1 of 2). After outlier removal distribution was non-normal, so outlier results were invalidated.

Constituent: Arsenic Total Analysis Run 5/3/2016 8:27 AM
Bridgeton LF Client: RSI Data: BRIDGETON

Sanitas™ v.9.5.24 Software licensed to Jett Environmental Consulting, UG
Hollow symbols indicate censored values.

Within Limit

Prediction Limit

Intrawell Non-parametric

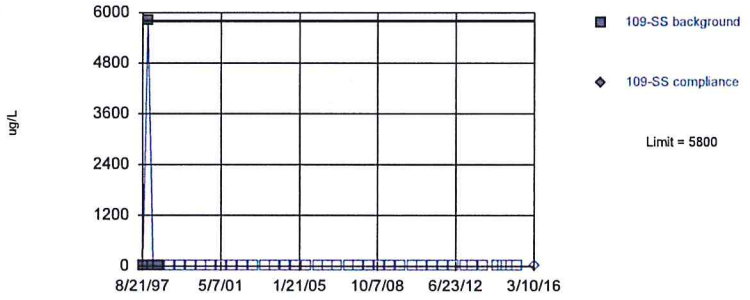

Non-parametric test used in lieu of parametric prediction limit because censored data exceeded 50%. Limit is highest of 40 background values. 90% NDs. Well-constituent pair annual alpha = 0.004602. Individual comparison alpha = 0.001152 (1 of 2). After outlier removal distribution was non-normal, so outlier results were invalidated.

Constituent: Arsenic Total Analysis Run 5/3/2016 8:27 AM
Bridgeton LF Client: RSI Data: BRIDGETON

Sanitas™ v.9.5.24 Software licensed to Jett Environmental Consulting, UG
Hollow symbols indicate censored values.

Within Limit

Prediction Limit

Intrawell Non-parametric

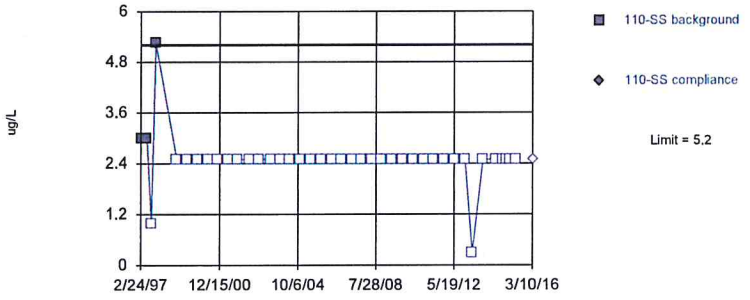

Non-parametric test used in lieu of parametric prediction limit because censored data exceeded 50%. Limit is highest of 40 background values. 92.5% NDs. Well-constituent pair annual alpha = 0.004602. Individual comparison alpha = 0.001152 (1 of 2). After outlier removal distribution was non-normal, so outlier results were invalidated.

Constituent: Arsenic Total Analysis Run 5/3/2016 8:27 AM
Bridgeton LF Client: RSI Data: BRIDGETON

Sanitas™ v.9.5.24 Software licensed to Jett Environmental Consulting. UG
Hollow symbols indicate censored values.

Within Limit

Prediction Limit

Intrawell Non-parametric

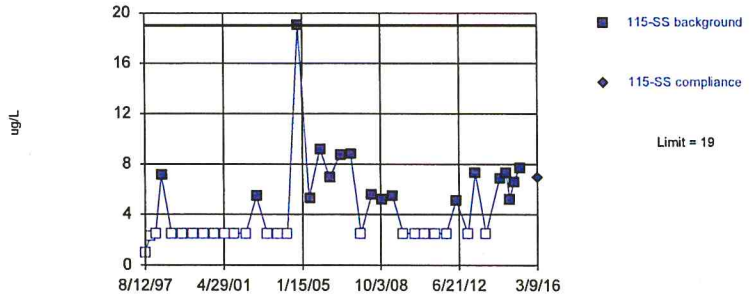

Non-parametric test used in lieu of parametric prediction limit because censored data exceeded 50%. Limit is highest of 40 background values. 55% NDs. Well-constituent pair annual alpha = 0.004602. Individual comparison alpha = 0.001152 (1 of 2). After outlier removal distribution was non-normal, so outlier results were invalidated.

Constituent: Arsenic Total Analysis Run 5/3/2016 8:27 AM
Bridgeton LF Client: RSI Data: BRIDGETON

Sanitas™ v.9.5.24 Software licensed to Jett Environmental Consulting. UG
Hollow symbols indicate censored values.

Within Limit

Prediction Limit

Intrawell Non-parametric

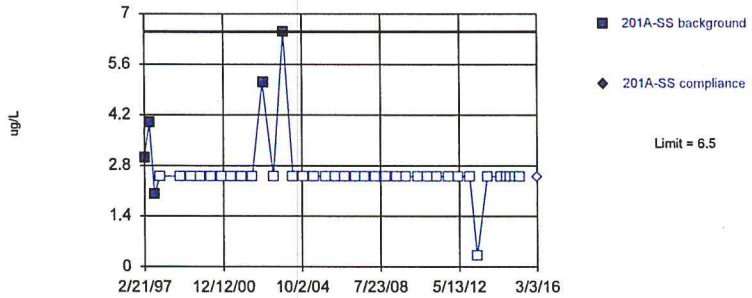

Non-parametric test used in lieu of parametric prediction limit because censored data exceeded 50%. Limit is highest of 40 background values. 87.5% NDs. Well-constituent pair annual alpha = 0.004602. Individual comparison alpha = 0.001152 (1 of 2). After outlier removal distribution was non-normal, so outlier results were invalidated.

Constituent: Arsenic Total Analysis Run 5/3/2016 8:27 AM
Bridgeton LF Client: RSI Data: BRIDGETON

Sanitas™ v.9.5.24 Software licensed to Jett Environmental Consulting. UG
Hollow symbols indicate censored values.

Within Limit

Prediction Limit

Intrawell Non-parametric

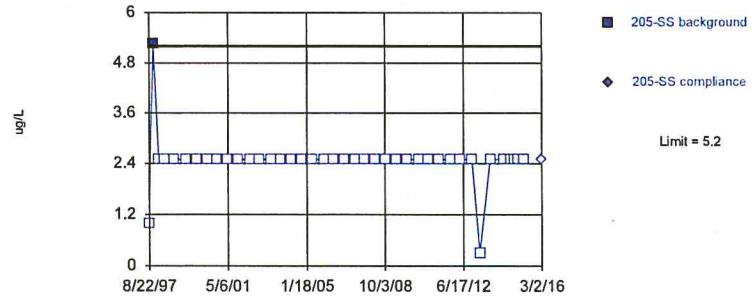

Non-parametric test used in lieu of parametric prediction limit because censored data exceeded 50%. Limit is highest of 40 background values. 97.5% NDs. Well-constituent pair annual alpha = 0.004602. Individual comparison alpha = 0.001152 (1 of 2). After outlier removal distribution was non-normal, so outlier results were invalidated.

Constituent: Arsenic Total Analysis Run 5/3/2016 8:27 AM
Bridgeton LF Client: RSI Data: BRIDGETON

Sanitas™ v.9.5.24 Software licensed to Jett Environmental Consulting. UG

Within Limit

Prediction Limit

Intrawell Parametric

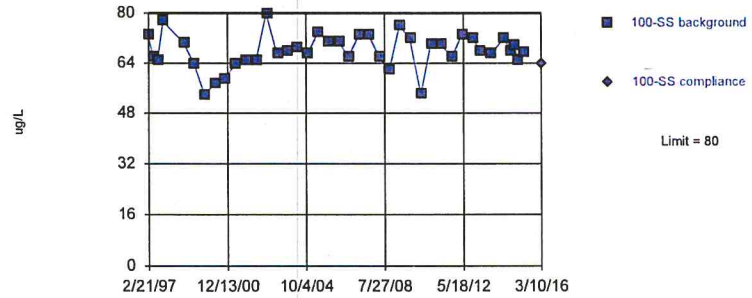

Background Data Summary (based on cube transformation): Mean=319653, Std. Dev.=75641, n=40. Normality test: Shapiro Wilk @alpha = 0.01, calculated = 0.9781, critical = 0.919. Kappa = 2.616 (c=34, w=9, 1 of 2, event alpha = 0.026). Report alpha = 0.00008608. EPA 1989 outlier screening was performed on the background data (to establish suspected outliers for Dixon's/Rosner's). No background outliers were found.

Constituent: Barium Total Analysis Run 5/3/2016 8:27 AM
Bridgeton LF Client: RSI Data: BRIDGETON

Sanitas™ v.9.5.24 Software licensed to Jett Environmental Consulting, UG

Within Limit

Prediction Limit

Intrawell Parametric

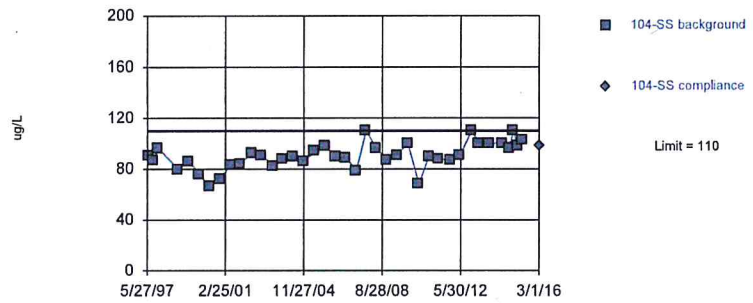

Background Data Summary (based on square transformation): Mean=8286, Std. Dev.=1849, n=39. Normality test: Shapiro Wilk @alpha = 0.01, calculated = 0.9676, critical = 0.917. Kappa = 2.626 (c=34, w=9, 1 of 2, event alpha = 0.026). Report alpha = 0.00008608. Rosner's outlier test was performed on the background data. One background outlier was removed: 214 (2/17/1997).

Constituent: Barium Total Analysis Run 5/3/2016 8:27 AM

Bridgeton LF Client: RSI Data: BRIDGETON

Sanitas™ v.9.5.24 Software licensed to Jett Environmental Consulting, UG

Within Limit

Prediction Limit

Intrawell Parametric

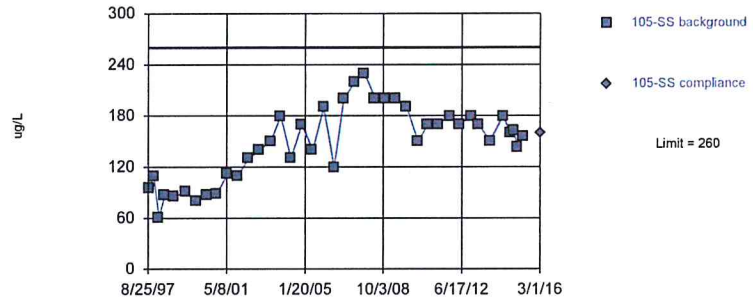

Background Data Summary: Mean=148.5, Std. Dev.=42.94, n=40. Normality test: Shapiro Wilk @alpha = 0.01, calculated = 0.9578, critical = 0.919. Kappa = 2.616 (c=34, w=9, 1 of 2, event alpha = 0.026). Report alpha = 0.00008608. EPA 1989 outlier screening was performed on the background data (to establish suspected outliers for Dixon's/Rosner's). No background outliers were found.

Constituent: Barium Total Analysis Run 5/3/2016 8:27 AM

Bridgeton LF Client: RSI Data: BRIDGETON

Sanitas™ v.9.5.24 Software licensed to Jett Environmental Consulting, UG

Within Limit

Prediction Limit

Intrawell Parametric

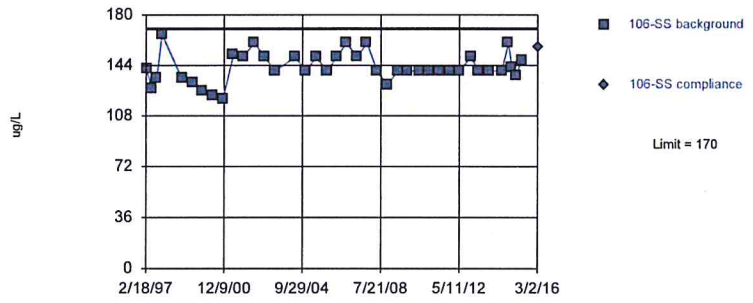

Background Data Summary (based on cube root transformation): Mean=5.223, Std. Dev.=0.1277, n=39. Normality test: Shapiro Wilk @alpha = 0.01, calculated = 0.9465, critical = 0.917. Kappa = 2.626 (c=34, w=9, 1 of 2, event alpha = 0.026). Report alpha = 0.00008608. Rosner's outlier test was performed on the background data. One background outlier was removed: 78 (11/20/2003).

Constituent: Barium Total Analysis Run 5/3/2016 8:27 AM

Bridgeton LF Client: RSI Data: BRIDGETON

Sanitas™ v.9.5.24 Software licensed to Jett Environmental Consulting, UG

Within Limit

Prediction Limit

Intrawell Parametric

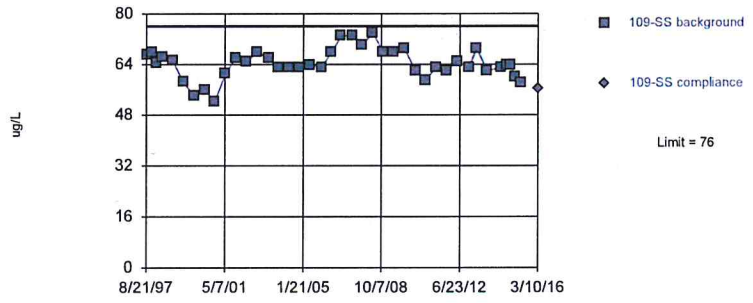

Background Data Summary (based on square transformation): Mean=4156, Std. Dev.=605.3, n=40. Normality test: Shapiro Wilk @alpha = 0.01, calculated = 0.9757, critical = 0.919. Kappa = 2.616 (c=34, w=9, 1 of 2, event alpha = 0.026). Report alpha = 0.00008608. EPA 1989 outlier screening was performed on the background data (to establish suspected outliers for Dixon's/Rosner's). No background outliers were found.

Constituent: Barium Total Analysis Run 5/3/2016 8:27 AM

Bridgeton LF Client: RSI Data: BRIDGETON

Sanitas™ v.9.5.24 Software licensed to Jett Environmental Consulting, UG

Within Limit

Prediction Limit

Intrawell Parametric

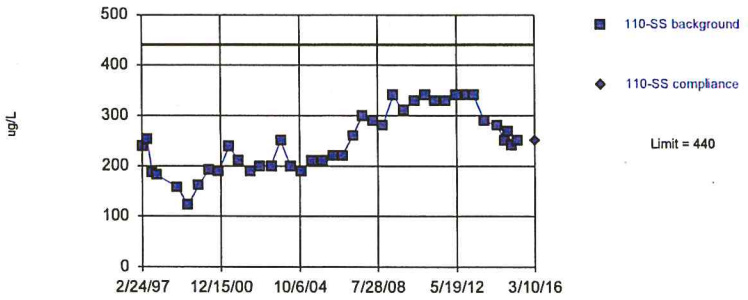

Background Data Summary (based on cube root transformation): Mean=6.244, Std. Dev.=0.5182, n=40. Normality test: Shapiro Wilk @alpha = 0.01, calculated = 0.9456, critical = 0.919. Kappa = 2.616 (c=34, w=9, 1 of 2, event alpha = 0.026). Report alpha = 0.00008608. EPA 1989 outlier screening was performed on the background data (to establish suspected outliers for Dixon's/Rosner's). No background outliers were found.

Constituent: Barium Total Analysis Run 5/3/2016 8:27 AM

Bridgeton LF Client: RSI Data: BRIDGETON

Sanitas™ v.9.5.24 Software licensed to Jett Environmental Consulting, UG

Within Limit

Prediction Limit

Intrawell Non-parametric

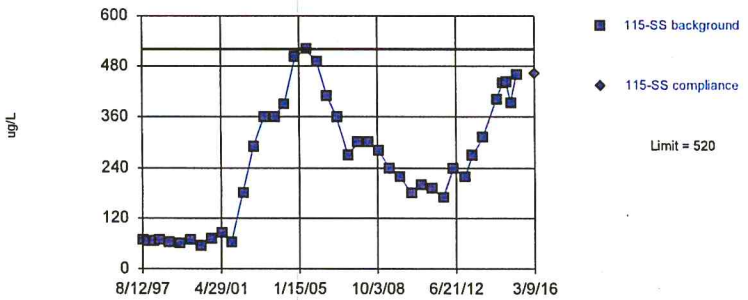

Non-parametric test used in lieu of parametric prediction limit because the Shapiro Wilk normality test showed the data to be non-normal at the 0.01 alpha level. Limit is highest of 40 background values. Well-constituent pair annual alpha = 0.004602. Individual comparison alpha = 0.001152 (1 of 2). After outlier removal distribution was non-normal, so outlier results were invalidated.

Constituent: Barium Total Analysis Run 5/3/2016 8:27 AM

Bridgeton LF Client: RSI Data: BRIDGETON

Sanitas™ v.9.5.24 Software licensed to Jett Environmental Consulting, UG

Within Limit

Prediction Limit

Intrawell Parametric

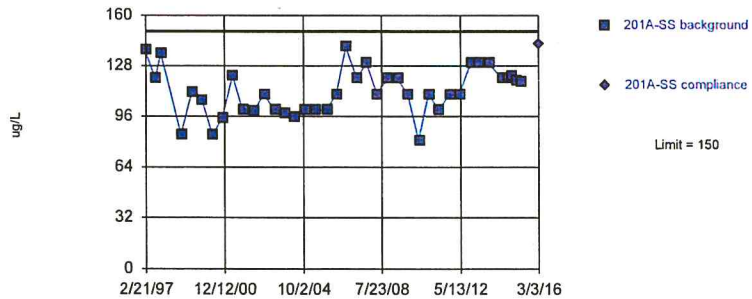

Background Data Summary: Mean=111.8, Std. Dev.=14.77, n=39. Normality test: Shapiro Wilk @alpha = 0.01, calculated = 0.9618, critical = 0.917. Kappa = 2.626 (c=34, w=9, 1 of 2, event alpha = 0.026). Report alpha = 0.00008608. Rosner's outlier test was performed on the background data. One background outlier was removed: 206 (5/27/1997).

Constituent: Barium Total Analysis Run 5/3/2016 8:27 AM

Bridgeton LF Client: RSI Data: BRIDGETON

Sanitas™ v.9.5.24 Software licensed to Jett Environmental Consulting, UG

Within Limit

Prediction Limit

Intrawell Non-parametric

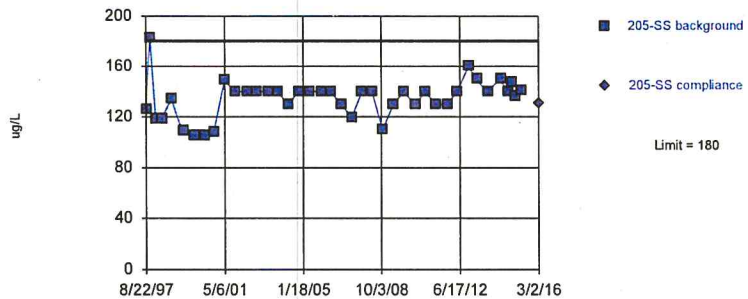

Non-parametric test used in lieu of parametric prediction limit because the Shapiro Wilk normality test showed the data to be non-normal at the 0.01 alpha level. Limit is highest of 40 background values. Well-constituent pair annual alpha = 0.004602. Individual comparison alpha = 0.001152 (1 of 2). After outlier removal distribution was non-normal, so outlier results were invalidated.

Constituent: Barium Total Analysis Run 5/3/2016 8:27 AM

Bridgeton LF Client: RSI Data: BRIDGETON

Sanitas™ v.9.5.24 Software licensed to Jett Environmental Consulting, UG
Hollow symbols indicate censored values.

Within Limit

Prediction Limit

Intrawell Non-parametric

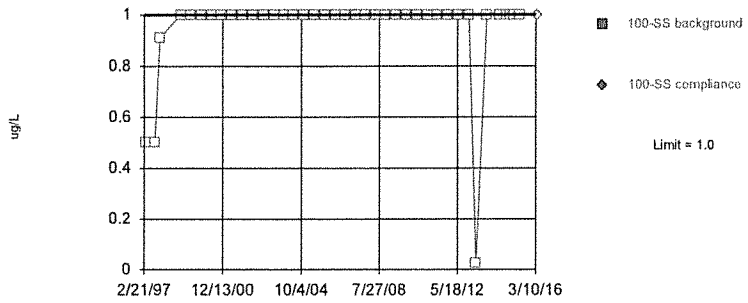

Non-parametric test used in lieu of parametric prediction limit because censored data exceeded 50%. Limit is highest of 40 background values. 100% NDs. Well-constituent pair annual alpha = 0.004602. Individual comparison alpha = 0.001152 (1 of 2). After outlier removal distribution was non-normal, so outlier results were invalidated.

Constituent: Beryllium Total Analysis Run 5/3/2016 8:27 AM
Bridgeton LF Client: RSI Data: BRIDGETON

Sanitas™ v.9.5.24 Software licensed to Jett Environmental Consulting, UG
Hollow symbols indicate censored values.

Within Limit

Prediction Limit

Intrawell Non-parametric

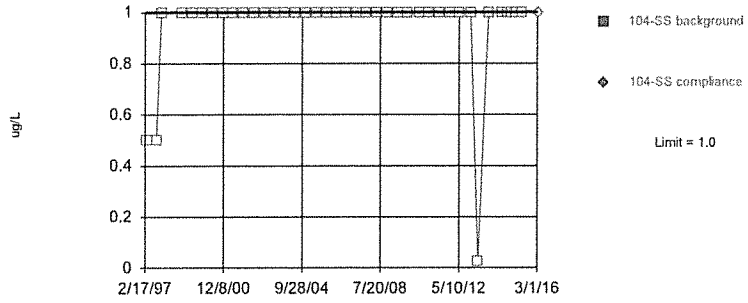

Non-parametric test used in lieu of parametric prediction limit because censored data exceeded 50%. Limit is highest of 40 background values. 100% NDs. Well-constituent pair annual alpha = 0.004602. Individual comparison alpha = 0.001152 (1 of 2). After outlier removal distribution was non-normal, so outlier results were invalidated.

Constituent: Beryllium Total Analysis Run 5/3/2016 8:27 AM
Bridgeton LF Client: RSI Data: BRIDGETON

Sanitas™ v.9.5.24 Software licensed to Jett Environmental Consulting, UG
Hollow symbols indicate censored values.

Within Limit

Prediction Limit

Intrawell Non-parametric

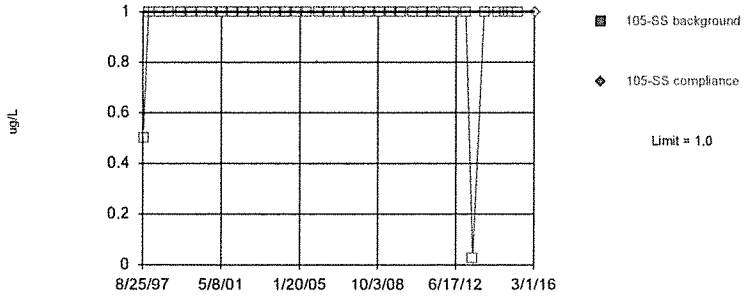

Non-parametric test used in lieu of parametric prediction limit because censored data exceeded 50%. Limit is highest of 40 background values. 100% NDs. Well-constituent pair annual alpha = 0.004602. Individual comparison alpha = 0.001152 (1 of 2). After outlier removal distribution was non-normal, so outlier results were invalidated.

Constituent: Beryllium Total Analysis Run 5/3/2016 8:27 AM
Bridgeton LF Client: RSI Data: BRIDGETON

Sanitas™ v.9.5.24 Software licensed to Jett Environmental Consulting, UG
Hollow symbols indicate censored values.

Within Limit

Prediction Limit

Intrawell Non-parametric

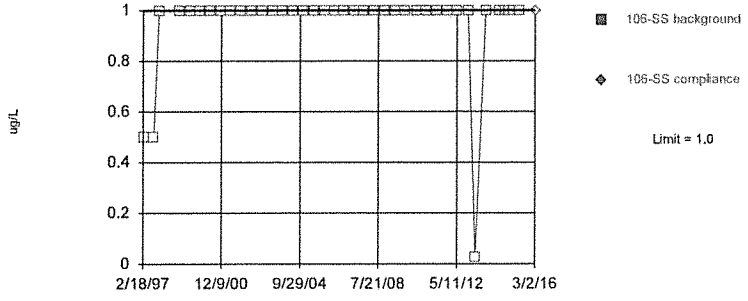

Non-parametric test used in lieu of parametric prediction limit because censored data exceeded 50%. Limit is highest of 40 background values. 100% NDs. Well-constituent pair annual alpha = 0.004602. Individual comparison alpha = 0.001152 (1 of 2). After outlier removal distribution was non-normal, so outlier results were invalidated.

Constituent: Beryllium Total Analysis Run 5/3/2016 8:27 AM
Bridgeton LF Client: RSI Data: BRIDGETON

Sanitas™ v.9.5.24 Software licensed to Jett Environmental Consulting, UG
Hollow symbols indicate censored values.

Within Limit

Prediction Limit

Intrawell Non-parametric

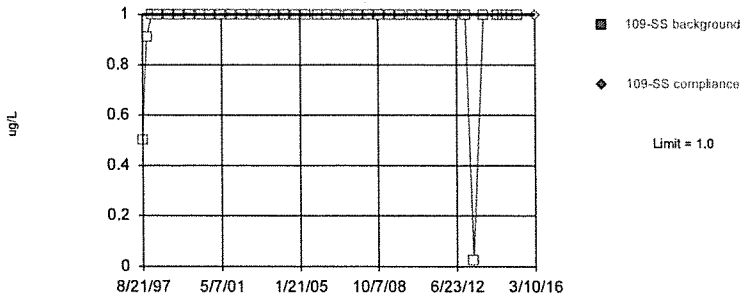

Non-parametric test used in lieu of parametric prediction limit because censored data exceeded 50%. Limit is highest of 40 background values. 100% NDs. Well-constituent pair annual alpha = 0.004602. Individual comparison alpha = 0.001152 (1 of 2). After outlier removal distribution was non-normal, so outlier results were invalidated.

Constituent: Beryllium Total Analysis Run 5/3/2016 8:27 AM
Bridgeton LF Client: RSI Data: BRIDGETON

Sanitas™ v.9.5.24 Software licensed to Jett Environmental Consulting, UG
Hollow symbols indicate censored values.

Within Limit

Prediction Limit

Intrawell Non-parametric

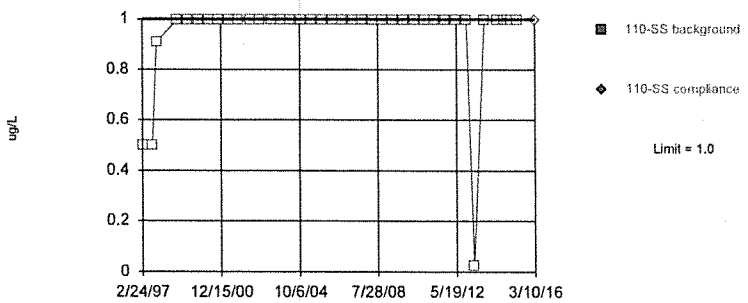

Non-parametric test used in lieu of parametric prediction limit because censored data exceeded 50%. Limit is highest of 40 background values. 100% NDs. Well-constituent pair annual alpha = 0.004602. Individual comparison alpha = 0.001152 (1 of 2). After outlier removal distribution was non-normal, so outlier results were invalidated.

Constituent: Beryllium Total Analysis Run 5/3/2016 8:27 AM
Bridgeton LF Client: RSI Data: BRIDGETON

Sanitas™ v.9.5.24 Software licensed to Jett Environmental Consulting, UG
Hollow symbols indicate censored values.

Within Limit

Prediction Limit

Intrawell Non-parametric

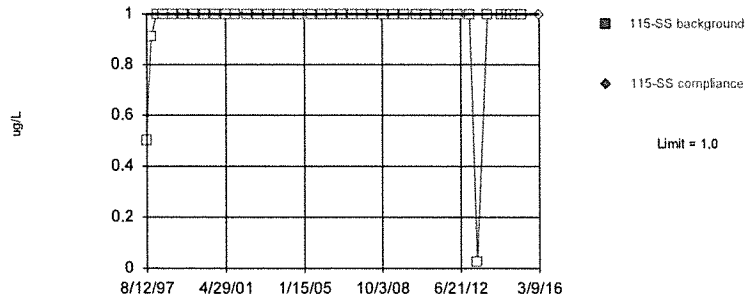

Non-parametric test used in lieu of parametric prediction limit because censored data exceeded 50%. Limit is highest of 40 background values. 100% NDs. Well-constituent pair annual alpha = 0.004602. Individual comparison alpha = 0.001152 (1 of 2). After outlier removal distribution was non-normal, so outlier results were invalidated.

Constituent: Beryllium Total Analysis Run 5/3/2016 8:27 AM
Bridgeton LF Client: RSI Data: BRIDGETON

Sanitas™ v.9.5.24 Software licensed to Jett Environmental Consulting, UG
Hollow symbols indicate censored values.

Within Limit

Prediction Limit

Intrawell Non-parametric

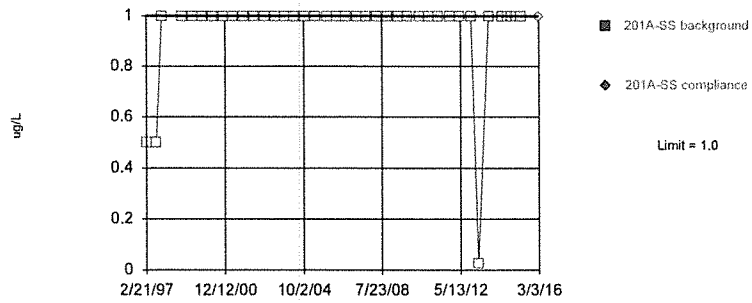

Non-parametric test used in lieu of parametric prediction limit because censored data exceeded 50%. Limit is highest of 40 background values. 100% NDs. Well-constituent pair annual alpha = 0.004602. Individual comparison alpha = 0.001152 (1 of 2). After outlier removal distribution was non-normal, so outlier results were invalidated.

Constituent: Beryllium Total Analysis Run 5/3/2016 8:27 AM
Bridgeton LF Client: RSI Data: BRIDGETON

Sanitas™ v.9.5.24 Software licensed to Jett Environmental Consulting. UG
Hollow symbols indicate censored values.

Within Limit

Prediction Limit

Intrawell Non-parametric

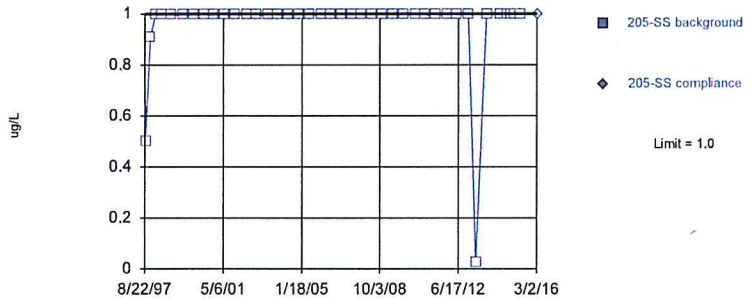

Non-parametric test used in lieu of parametric prediction limit because censored data exceeded 50%. Limit is highest of 40 background values. 100% NDs. Well-constituent pair annual alpha = 0.004602. Individual comparison alpha = 0.001152 (1 of 2). After outlier removal distribution was non-normal, so outlier results were invalidated.

Constituent: Beryllium Total Analysis Run 5/3/2016 8:27 AM
Bridgeton LF Client: RSI Data: BRIDGETON

Sanitas™ v.9.5.24 Software licensed to Jett Environmental Consulting. UG
Hollow symbols indicate censored values.

Within Limit

Prediction Limit

Intrawell Parametric

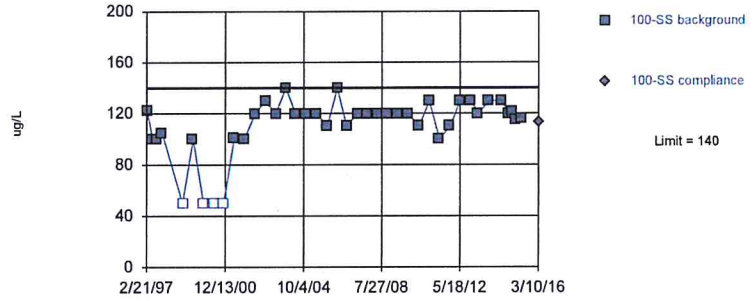

Background Data Summary (based on x^4 transformation): Mean=1.8e8, Std. Dev.=9.2e7, n=40, 10% NDs. Normality test: Shapiro Wilk @alpha = 0.01, calculated = 0.9305, critical = 0.919. Kappa = 2.616 (c=34, w=9, 1 of 2, event alpha = 0.026). Report alpha = 0.00008608. After outlier removal distribution was non-normal, so outlier results were invalidated.

Constituent: Boron Total Analysis Run 5/3/2016 8:27 AM
Bridgeton LF Client: RSI Data: BRIDGETON

Sanitas™ v.9.5.24 Software licensed to Jett Environmental Consulting. UG
Hollow symbols indicate censored values.

Within Limit

Prediction Limit

Intrawell Non-parametric

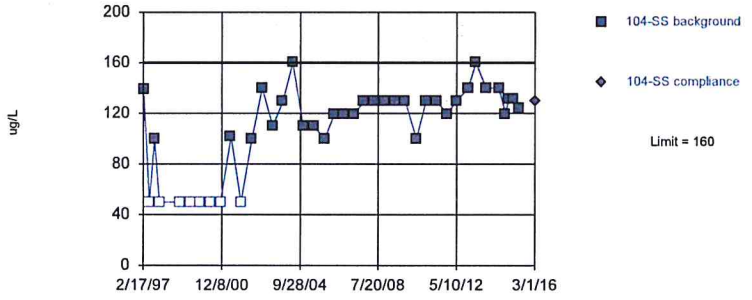

Non-parametric test used in lieu of parametric prediction limit because the Shapiro Wilk normality test showed the data to be non-normal at the 0.01 alpha level. Limit is highest of 40 background values. 20% NDs. Well-constituent pair annual alpha = 0.004602. Individual comparison alpha = 0.001152 (1 of 2). After outlier removal distribution was non-normal, so outlier results were invalidated.

Constituent: Boron Total Analysis Run 5/3/2016 8:27 AM
Bridgeton LF Client: RSI Data: BRIDGETON

Sanitas™ v.9.5.24 Software licensed to Jett Environmental Consulting. UG
Hollow symbols indicate censored values.

Within Limit

Prediction Limit

Intrawell Non-parametric

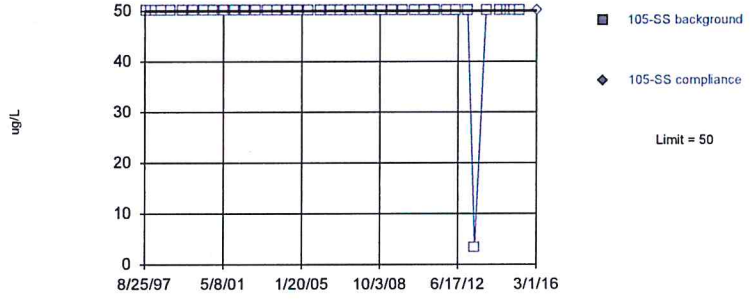

Non-parametric test used in lieu of parametric prediction limit because censored data exceeded 50%. Limit is highest of 40 background values. 100% NDs. Well-constituent pair annual alpha = 0.004602. Individual comparison alpha = 0.001152 (1 of 2). After outlier removal distribution was non-normal, so outlier results were invalidated.

Constituent: Boron Total Analysis Run 5/3/2016 8:27 AM
Bridgeton LF Client: RSI Data: BRIDGETON

Sanitas™ v.9.5.24 Software licensed to Jett Environmental Consulting. UG
Hollow symbols indicate censored values.

Within Limit

Prediction Limit

Intrawell Non-parametric

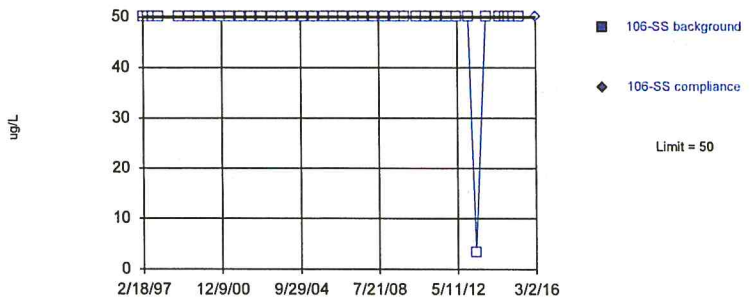

Non-parametric test used in lieu of parametric prediction limit because censored data exceeded 50%. Limit is highest of 40 background values. 100% NDs. Well-constituent pair annual alpha = 0.004602. Individual comparison alpha = 0.001152 (1 of 2). After outlier removal distribution was non-normal, so outlier results were invalidated.

Constituent: Boron Total Analysis Run 5/3/2016 8:27 AM
Bridgeton LF Client: RSI Data: BRIDGETON

Sanitas™ v.9.5.24 Software licensed to Jett Environmental Consulting. UG

Within Limit

Prediction Limit

Intrawell Non-parametric

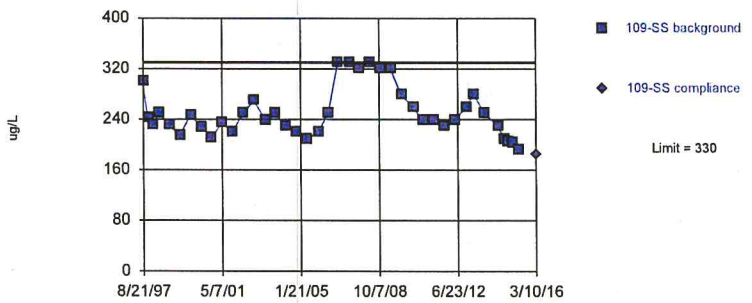

Non-parametric test used in lieu of parametric prediction limit because the Shapiro Wilk normality test showed the data to be non-normal at the 0.01 alpha level. Limit is highest of 40 background values. Well-constituent pair annual alpha = 0.004602. Individual comparison alpha = 0.001152 (1 of 2). After outlier removal distribution was non-normal, so outlier results were invalidated.

Constituent: Boron Total Analysis Run 5/3/2016 8:27 AM
Bridgeton LF Client: RSI Data: BRIDGETON

Sanitas™ v.9.5.24 Software licensed to Jett Environmental Consulting. UG

Within Limit

Prediction Limit

Intrawell Parametric

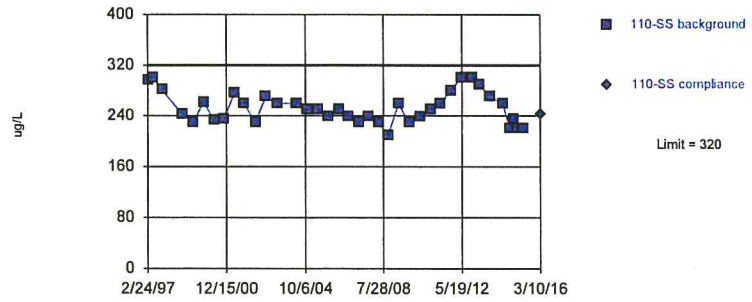

Background Data Summary (based on natural log transformation): Mean=5.529, Std. Dev.=0.09624, n=38. Normality test: Shapiro Wilk @alpha = 0.01, calculated = 0.9502, critical = 0.916. Kappa = 2.635 (c=34, w=9, 1 of 2, event alpha = 0.026). Report alpha = 0.00008608. Rosner's outlier test was performed on the background data. Two background outliers were removed: <100 (8/22/1997); 400 (11/20/2003).

Constituent: Boron Total Analysis Run 5/3/2016 8:27 AM
Bridgeton LF Client: RSI Data: BRIDGETON

Sanitas™ v.9.5.24 Software licensed to Jett Environmental Consulting. UG
Hollow symbols indicate censored values.

Within Limit

Prediction Limit

Intrawell Non-parametric

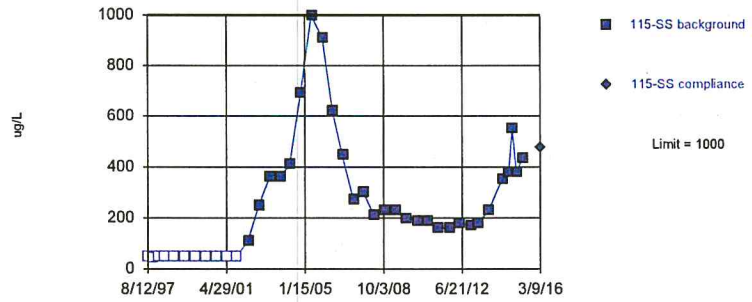

Non-parametric test used in lieu of parametric prediction limit because the Shapiro Wilk normality test showed the data to be non-normal at the 0.01 alpha level. Limit is highest of 40 background values. 27.5% NDs. Well-constituent pair annual alpha = 0.004602. Individual comparison alpha = 0.001152 (1 of 2). After outlier removal distribution was non-normal, so outlier results were invalidated.

Constituent: Boron Total Analysis Run 5/3/2016 8:27 AM
Bridgeton LF Client: RSI Data: BRIDGETON

Sanitas™ v.9.5.24 Software licensed to Jett Environmental Consulting, UG
Hollow symbols indicate censored values.

Within Limit

Prediction Limit

Intrawell Non-parametric

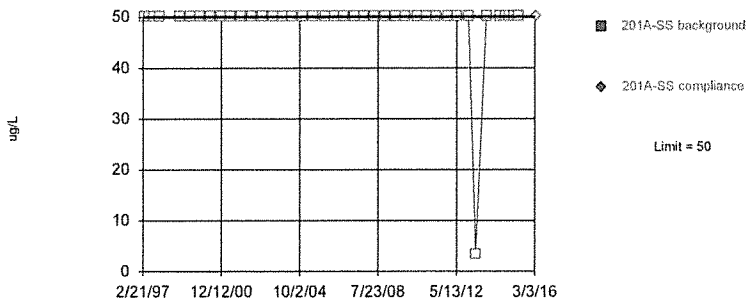

Non-parametric test used in lieu of parametric prediction limit because censored data exceeded 50%. Limit is highest of 40 background values. 100% NDs. Well-constituent pair annual alpha = 0.004602. Individual comparison alpha = 0.001152 (1 of 2). After outlier removal distribution was non-normal, so outlier results were invalidated.

Constituent: Boron Total Analysis Run 5/3/2016 8:27 AM

Bridgeton LF Client: RSI Data: BRIDGETON

Sanitas™ v.9.5.24 Software licensed to Jett Environmental Consulting, UG
Hollow symbols indicate censored values.

Within Limit

Prediction Limit

Intrawell Non-parametric

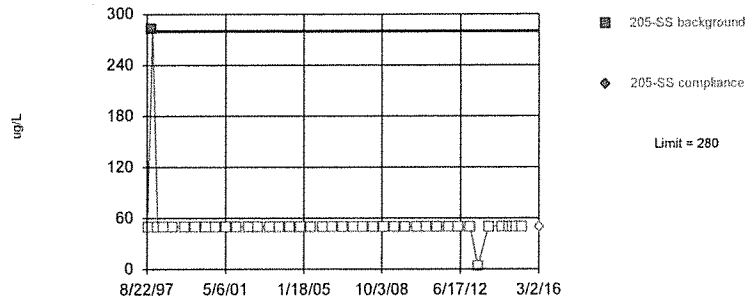

Non-parametric test used in lieu of parametric prediction limit because censored data exceeded 50%. Limit is highest of 40 background values. 97.5% NDs. Well-constituent pair annual alpha = 0.004602. Individual comparison alpha = 0.001152 (1 of 2). After outlier removal distribution was non-normal, so outlier results were invalidated.

Constituent: Boron Total Analysis Run 5/3/2016 8:27 AM

Bridgeton LF Client: RSI Data: BRIDGETON

Sanitas™ v.9.5.24 Software licensed to Jett Environmental Consulting, UG
Hollow symbols indicate censored values.

Within Limit

Prediction Limit

Intrawell Non-parametric

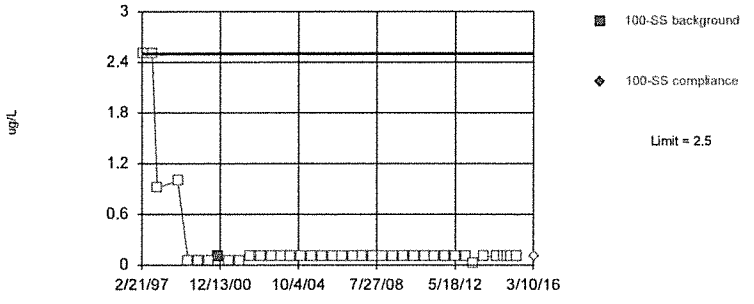

Non-parametric test used in lieu of parametric prediction limit because censored data exceeded 50%. Limit is highest of 40 background values. 97.5% NDs. Well-constituent pair annual alpha = 0.004602. Individual comparison alpha = 0.001152 (1 of 2). After outlier removal distribution was non-normal, so outlier results were invalidated.

Constituent: Cadmium Total Analysis Run 5/3/2016 8:27 AM

Bridgeton LF Client: RSI Data: BRIDGETON

Sanitas™ v.9.5.24 Software licensed to Jett Environmental Consulting, UG
Hollow symbols indicate censored values.

Within Limit

Prediction Limit

Intrawell Non-parametric

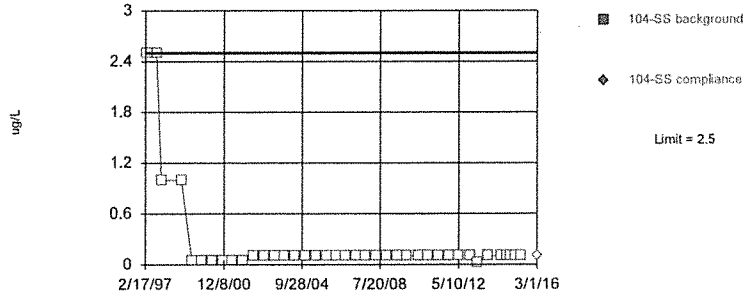

Non-parametric test used in lieu of parametric prediction limit because censored data exceeded 50%. Limit is highest of 40 background values. 100% NDs. Well-constituent pair annual alpha = 0.004602. Individual comparison alpha = 0.001152 (1 of 2). After outlier removal distribution was non-normal, so outlier results were invalidated.

Constituent: Cadmium Total Analysis Run 5/3/2016 8:27 AM

Bridgeton LF Client: RSI Data: BRIDGETON

Sanitas™ v.9.5.24 Software licensed to Jett Environmental Consulting, UG
Hollow symbols indicate censored values.

Within Limit

Prediction Limit

Intrawell Non-parametric

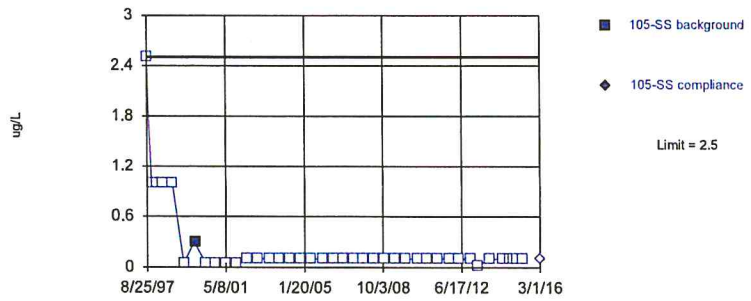

Non-parametric test used in lieu of parametric prediction limit because censored data exceeded 50%. Limit is highest of 40 background values. 97.5% NDs. Well-constituent pair annual alpha = 0.004602. Individual comparison alpha = 0.001152 (1 of 2). After outlier removal distribution was non-normal, so outlier results were invalidated.

Constituent: Cadmium Total Analysis Run 5/3/2016 8:27 AM

Bridgeton LF Client: RSI Data: BRIDGETON

Sanitas™ v.9.5.24 Software licensed to Jett Environmental Consulting, UG
Hollow symbols indicate censored values.

Within Limit

Prediction Limit

Intrawell Non-parametric

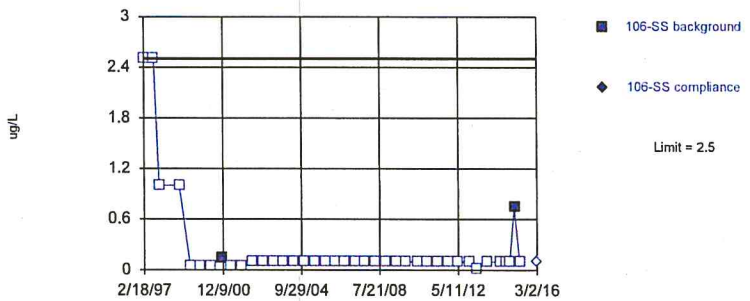

Non-parametric test used in lieu of parametric prediction limit because censored data exceeded 50%. Limit is highest of 40 background values. 95% NDs. Well-constituent pair annual alpha = 0.004602. Individual comparison alpha = 0.001152 (1 of 2). After outlier removal distribution was non-normal, so outlier results were invalidated.

Constituent: Cadmium Total Analysis Run 5/3/2016 8:27 AM

Bridgeton LF Client: RSI Data: BRIDGETON

Sanitas™ v.9.5.24 Software licensed to Jett Environmental Consulting, UG
Hollow symbols indicate censored values.

Within Limit

Prediction Limit

Intrawell Non-parametric

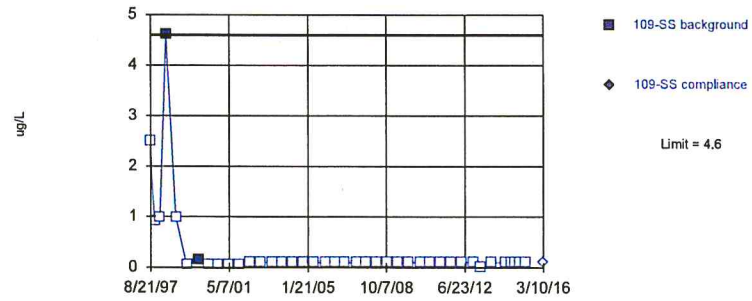

Non-parametric test used in lieu of parametric prediction limit because censored data exceeded 50%. Limit is highest of 40 background values. 95% NDs. Well-constituent pair annual alpha = 0.004602. Individual comparison alpha = 0.001152 (1 of 2). After outlier removal distribution was non-normal, so outlier results were invalidated.

Constituent: Cadmium Total Analysis Run 5/3/2016 8:27 AM

Bridgeton LF Client: RSI Data: BRIDGETON

Sanitas™ v.9.5.24 Software licensed to Jett Environmental Consulting, UG
Hollow symbols indicate censored values.

Within Limit

Prediction Limit

Intrawell Non-parametric

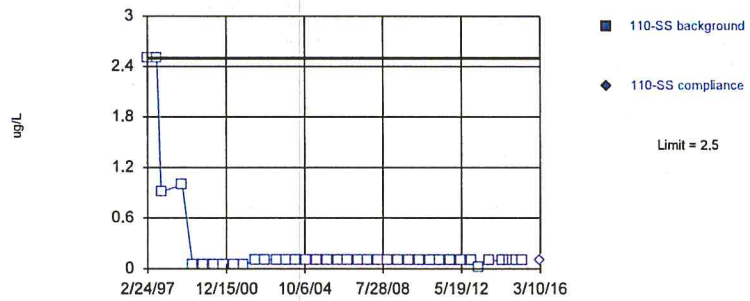

Non-parametric test used in lieu of parametric prediction limit because censored data exceeded 50%. Limit is highest of 40 background values. 100% NDs. Well-constituent pair annual alpha = 0.004602. Individual comparison alpha = 0.001152 (1 of 2). After outlier removal distribution was non-normal, so outlier results were invalidated.

Constituent: Cadmium Total Analysis Run 5/3/2016 8:27 AM

Bridgeton LF Client: RSI Data: BRIDGETON

Sanitas™ v.9.5.24 Software licensed to Jett Environmental Consulting, UG
Hollow symbols indicate censored values.

Within Limit

Prediction Limit

Intrawell Non-parametric

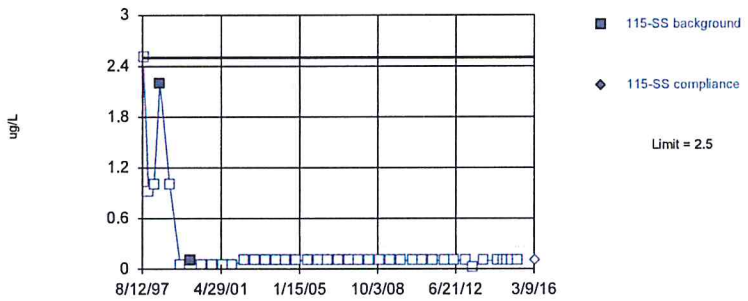

Non-parametric test used in lieu of parametric prediction limit because censored data exceeded 50%. Limit is highest of 40 background values. 95% NDs. Well-constituent pair annual alpha = 0.004602. Individual comparison alpha = 0.001152 (1 of 2). After outlier removal distribution was non-normal, so outlier results were invalidated.

Constituent: Cadmium Total Analysis Run 5/3/2016 8:27 AM
Bridgeton LF Client: RSI Data: BRIDGETON

Sanitas™ v.9.5.24 Software licensed to Jett Environmental Consulting, UG
Hollow symbols indicate censored values.

Within Limit

Prediction Limit

Intrawell Non-parametric

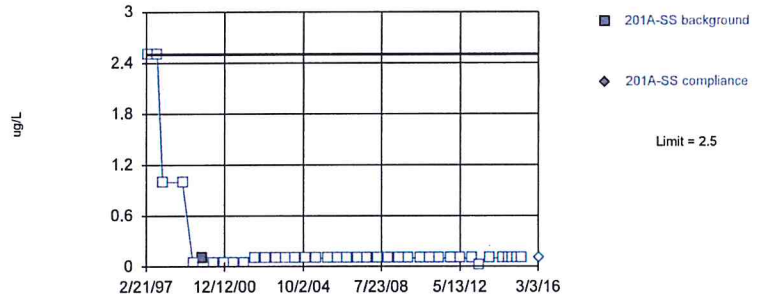

Non-parametric test used in lieu of parametric prediction limit because censored data exceeded 50%. Limit is highest of 40 background values. 97.5% NDs. Well-constituent pair annual alpha = 0.004602. Individual comparison alpha = 0.001152 (1 of 2). After outlier removal distribution was non-normal, so outlier results were invalidated.

Constituent: Cadmium Total Analysis Run 5/3/2016 8:27 AM
Bridgeton LF Client: RSI Data: BRIDGETON

Sanitas™ v.9.5.24 Software licensed to Jett Environmental Consulting, UG
Hollow symbols indicate censored values.

Within Limit

Prediction Limit

Intrawell Non-parametric

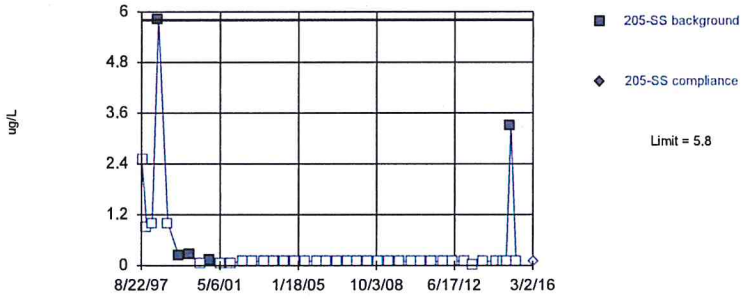

Non-parametric test used in lieu of parametric prediction limit because censored data exceeded 50%. Limit is highest of 40 background values. 87.5% NDs. Well-constituent pair annual alpha = 0.004602. Individual comparison alpha = 0.001152 (1 of 2). After outlier removal distribution was non-normal, so outlier results were invalidated.

Constituent: Cadmium Total Analysis Run 5/3/2016 8:27 AM
Bridgeton LF Client: RSI Data: BRIDGETON

Sanitas™ v.9.5.24 Software licensed to Jett Environmental Consulting, UG

Within Limit

Prediction Limit

Intrawell Parametric



Background Data Summary (based on natural log transformation): Mean=11.46, Std. Dev.=0.04697, n=39. Normality test: Shapiro Wilk @alpha = 0.01, calculated = 0.9614, critical = 0.917. Kappa = 2.626 (c=34, w=9, 1 of 2, event alpha = 0.026). Report alpha = 0.00008608. Rosner's outlier test was performed on the background data. One background outlier was removed: 76000 (5/19/2010).

Constituent: Calcium Total Analysis Run 5/3/2016 8:27 AM
Bridgeton LF Client: RSI Data: BRIDGETON

Sanitas™ v.9.5.24 Software licensed to Jett Environmental Consulting, UG

Within Limit

Prediction Limit

Intrawell Parametric

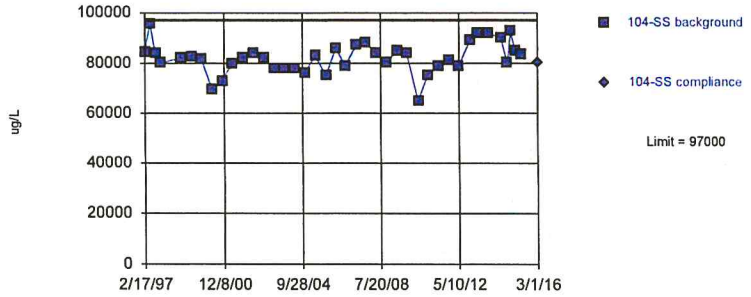

Background Data Summary (based on square transformation): Mean=6.8e9, Std. Dev.=1.0e9, n=40. Normality test: Shapiro Wilk @alpha = 0.01, calculated = 0.9816, critical = 0.919. Kappa = 2.616 (c=34, w=9, 1 of 2, event alpha = 0.026). Report alpha = 0.00008608. Rosner's outlier test was performed on the background data. No background outliers were found.

Constituent: Calcium Total Analysis Run 5/3/2016 8:27 AM

Bridgeton LF Client: RSI Data: BRIDGETON

Sanitas™ v.9.5.24 Software licensed to Jett Environmental Consulting, UG

Within Limit

Prediction Limit

Intrawell Parametric

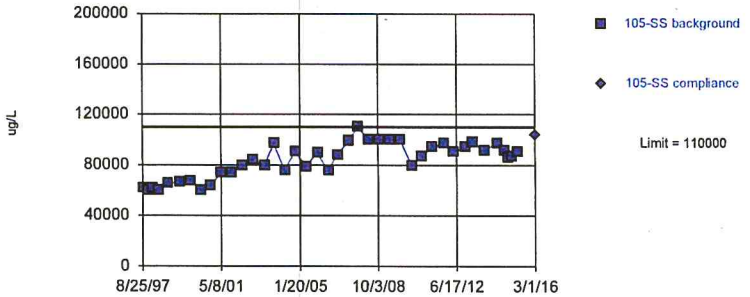

Background Data Summary (based on cube transformation): Mean=6.3e14, Std. Dev.=2.9e14, n=40. Normality test: Shapiro Wilk @alpha = 0.01, calculated = 0.9433, critical = 0.919. Kappa = 2.616 (c=34, w=9, 1 of 2, event alpha = 0.026). Report alpha = 0.00008608. EPA 1989 outlier screening was performed on the background data (to establish suspected outliers for Dixon's/Rosner's). No background outliers were found.

Constituent: Calcium Total Analysis Run 5/3/2016 8:27 AM

Bridgeton LF Client: RSI Data: BRIDGETON

Sanitas™ v.9.5.24 Software licensed to Jett Environmental Consulting, UG

Within Limit

Prediction Limit

Intrawell Parametric

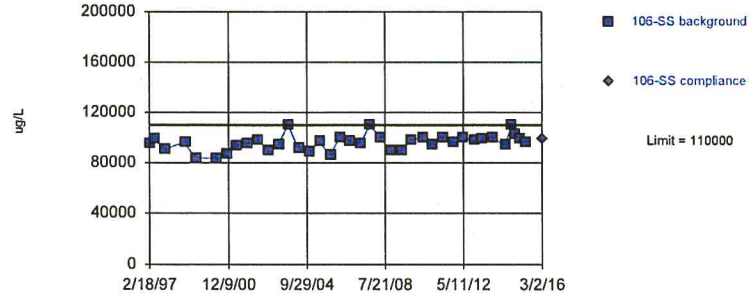

Background Data Summary (based on natural log transformation): Mean=11.47, Std. Dev.=0.06606, n=38. Normality test: Shapiro Wilk @alpha = 0.01, calculated = 0.9503, critical = 0.916. Kappa = 2.635 (c=34, w=9, 1 of 2, event alpha = 0.026). Report alpha = 0.00008608. Rosner's outlier test was performed on the background data. Two background outliers were removed: 60000 (8/25/1997); 9000 (11/19/1999).

Constituent: Calcium Total Analysis Run 5/3/2016 8:27 AM

Bridgeton LF Client: RSI Data: BRIDGETON

Sanitas™ v.9.5.24 Software licensed to Jett Environmental Consulting, UG

Within Limit

Prediction Limit

Intrawell Parametric

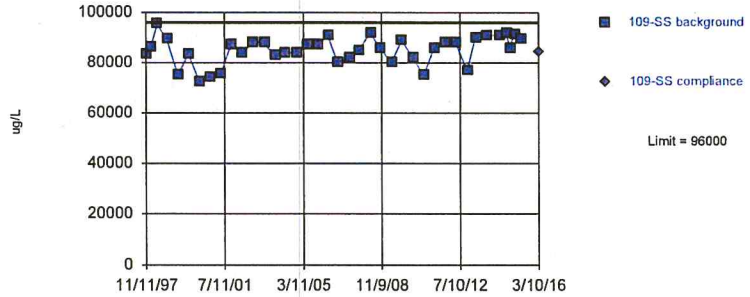

Background Data Summary (based on x^6 transformation): Mean=4.0e29, Std. Dev.=1.4e29, n=39. Normality test: Shapiro Wilk @alpha = 0.01, calculated = 0.9743, critical = 0.917. Kappa = 2.626 (c=34, w=9, 1 of 2, event alpha = 0.026). Report alpha = 0.00008608. Rosner's outlier test was performed on the background data. One background outlier was removed: 174000 (8/21/1997).

Constituent: Calcium Total Analysis Run 5/3/2016 8:27 AM

Bridgeton LF Client: RSI Data: BRIDGETON

Sanitas™ v.9.5.24 Software licensed to Jett Environmental Consulting, UG

Within Limit

Prediction Limit

Intrawell Parametric

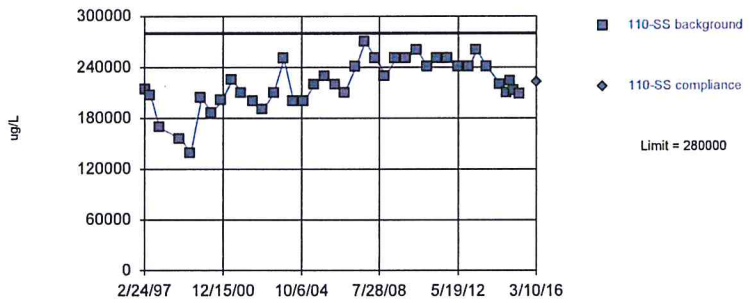

Background Data Summary (based on cube transformation): Mean=1.1e16, Std. Dev.=4.0e15, n=39. Normality test: Shapiro Wilk @alpha = 0.01, calculated = 0.9718, critical = 0.917. Kappa = 2.626 (c=34, w=9, 1 of 2, event alpha = 0.026). Report alpha = 0.00008608. Rosner's outlier test was performed on the background data. One background outlier was removed: 91000 (8/22/1997).

Constituent: Calcium Total Analysis Run 5/3/2016 8:27 AM

Bridgeton LF Client: RSI Data: BRIDGETON

Sanitas™ v.9.5.24 Software licensed to Jett Environmental Consulting, UG

Within Limit

Prediction Limit

Intrawell Parametric

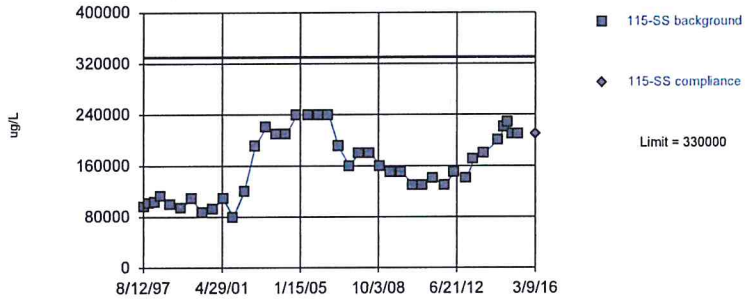

Background Data Summary (based on cube root transformation): Mean=53.67, Std. Dev.=5.883, n=40. Normality test: Shapiro Wilk @alpha = 0.01, calculated = 0.9292, critical = 0.919. Kappa = 2.616 (c=34, w=9, 1 of 2, event alpha = 0.026). Report alpha = 0.00008608. EPA 1989 outlier screening was performed on the background data (to establish suspected outliers for Dixon's/Rosner's). No background outliers were found.

Constituent: Calcium Total Analysis Run 5/3/2016 8:27 AM

Bridgeton LF Client: RSI Data: BRIDGETON

Sanitas™ v.9.5.24 Software licensed to Jett Environmental Consulting, UG

Within Limit

Prediction Limit

Intrawell Parametric

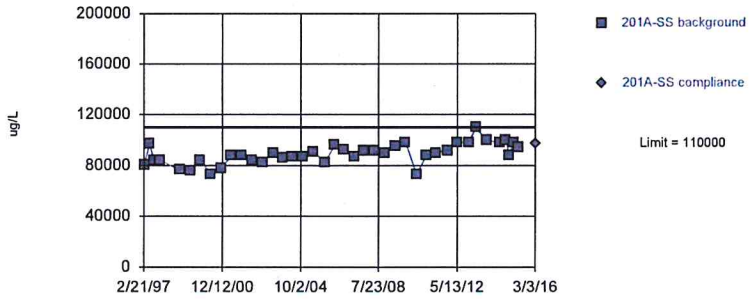

Background Data Summary: Mean=89200, Std. Dev.=8121, n=40. Normality test: Shapiro Wilk @alpha = 0.01, calculated = 0.9778, critical = 0.919. Kappa = 2.616 (c=34, w=9, 1 of 2, event alpha = 0.026). Report alpha = 0.00008608. EPA 1989 outlier screening was performed on the background data (to establish suspected outliers for Dixon's/Rosner's). No background outliers were found.

Constituent: Calcium Total Analysis Run 5/3/2016 8:27 AM

Bridgeton LF Client: RSI Data: BRIDGETON

Sanitas™ v.9.5.24 Software licensed to Jett Environmental Consulting, UG

Within Limit

Prediction Limit

Intrawell Non-parametric

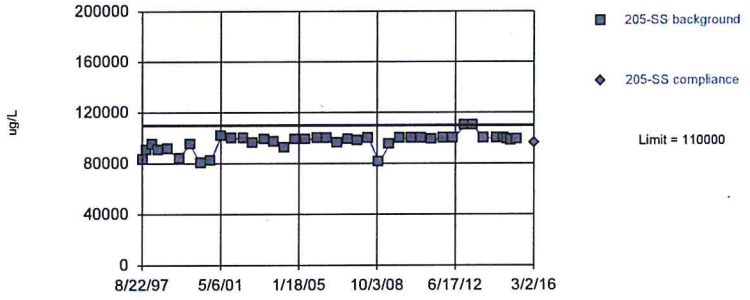

Non-parametric test used in lieu of parametric prediction limit because the Shapiro Wilk normality test showed the data to be non-normal at the 0.01 alpha level. Limit is highest of 40 background values. Well-constituent pair annual alpha = 0.004602. Individual comparison alpha = 0.001152 (1 of 2). After outlier removal distribution was non-normal, so outlier results were invalidated.

Constituent: Calcium Total Analysis Run 5/3/2016 8:27 AM

Bridgeton LF Client: RSI Data: BRIDGETON

Sanitas™ v.9.5.24 Software licensed to Jett Environmental Consulting. UG
Hollow symbols indicate censored values.

Within Limit

Prediction Limit

Intrawell Non-parametric

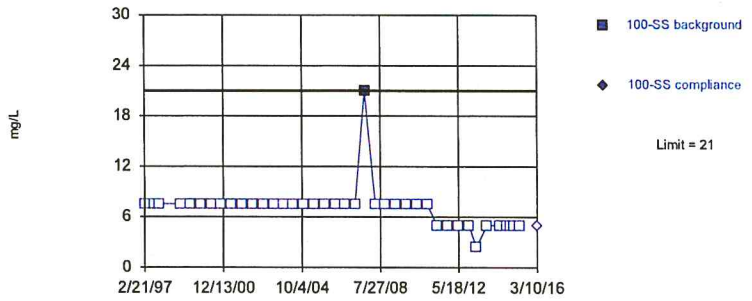

Non-parametric test used in lieu of parametric prediction limit because censored data exceeded 50%. Limit is highest of 40 background values. 97.5% NDs. Well-constituent pair annual alpha = 0.004602. Individual comparison alpha = 0.001152 (1 of 2). After outlier removal distribution was non-normal, so outlier results were invalidated.

Constituent: Chemical Oxygen Demand [COD] Analysis Run 5/3/2016 8:27 AM

Bridgeton LF Client: RSI Data: BRIDGETON

Sanitas™ v.9.5.24 Software licensed to Jett Environmental Consulting. UG
Hollow symbols indicate censored values.

Within Limit

Prediction Limit

Intrawell Non-parametric

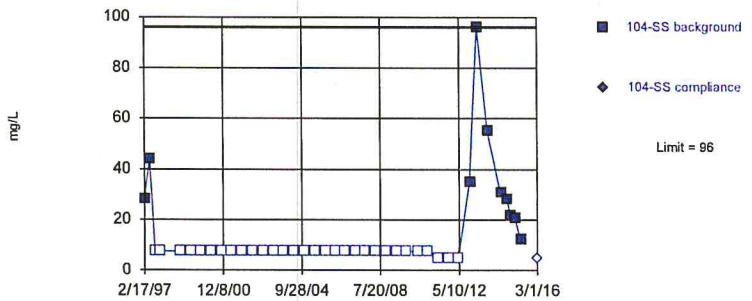

Non-parametric test used in lieu of parametric prediction limit because censored data exceeded 50%. Limit is highest of 40 background values. 75% NDs. Well-constituent pair annual alpha = 0.004602. Individual comparison alpha = 0.001152 (1 of 2). After outlier removal distribution was non-normal, so outlier results were invalidated.

Constituent: Chemical Oxygen Demand [COD] Analysis Run 5/3/2016 8:27 AM

Bridgeton LF Client: RSI Data: BRIDGETON

Sanitas™ v.9.5.24 Software licensed to Jett Environmental Consulting. UG
Hollow symbols indicate censored values.

Within Limit

Prediction Limit

Intrawell Non-parametric

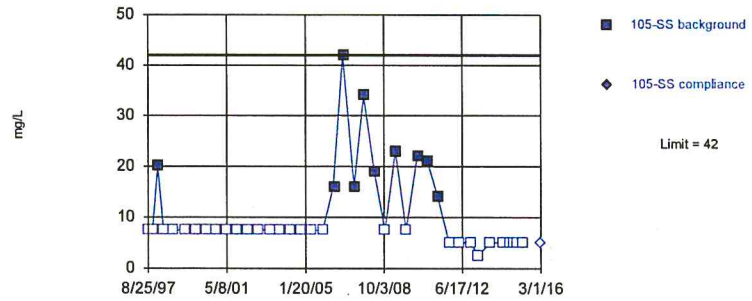

Non-parametric test used in lieu of parametric prediction limit because censored data exceeded 50%. Limit is highest of 40 background values. 75% NDs. Well-constituent pair annual alpha = 0.004602. Individual comparison alpha = 0.001152 (1 of 2). After outlier removal distribution was non-normal, so outlier results were invalidated.

Constituent: Chemical Oxygen Demand [COD] Analysis Run 5/3/2016 8:27 AM

Bridgeton LF Client: RSI Data: BRIDGETON

Sanitas™ v.9.5.24 Software licensed to Jett Environmental Consulting. UG
Hollow symbols indicate censored values.

Within Limit

Prediction Limit

Intrawell Non-parametric

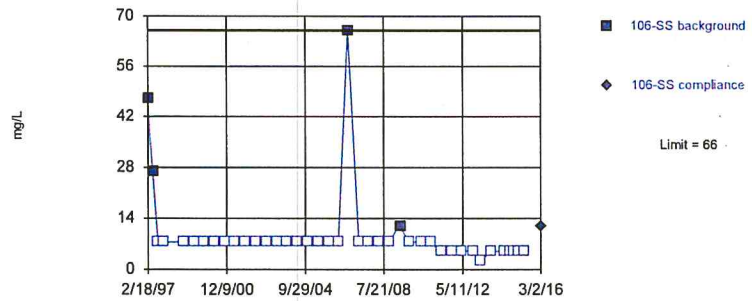

Non-parametric test used in lieu of parametric prediction limit because censored data exceeded 50%. Limit is highest of 40 background values. 90% NDs. Well-constituent pair annual alpha = 0.004602. Individual comparison alpha = 0.001152 (1 of 2). After outlier removal distribution was non-normal, so outlier results were invalidated.

Constituent: Chemical Oxygen Demand [COD] Analysis Run 5/3/2016 8:27 AM

Bridgeton LF Client: RSI Data: BRIDGETON

Sanitas™ v.9.5.24 Software licensed to Jett Environmental Consulting. UG
Hollow symbols indicate censored values.

Within Limit

Prediction Limit

Intrawell Non-parametric

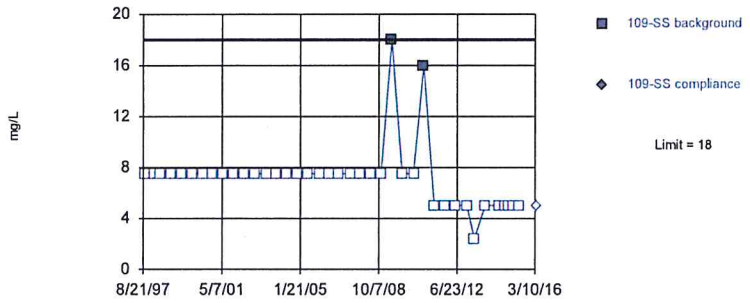

Non-parametric test used in lieu of parametric prediction limit because censored data exceeded 50%. Limit is highest of 40 background values. 95% NDs. Well-constituent pair annual alpha = 0.004602. Individual comparison alpha = 0.001152 (1 of 2). After outlier removal distribution was non-normal, so outlier results were invalidated.

Constituent: Chemical Oxygen Demand [COD] Analysis Run 5/3/2016 8:27 AM
Bridgeton LF Client: RSI Data: BRIDGETON

Sanitas™ v.9.5.24 Software licensed to Jett Environmental Consulting. UG

Within Limit

Prediction Limit

Intrawell Parametric

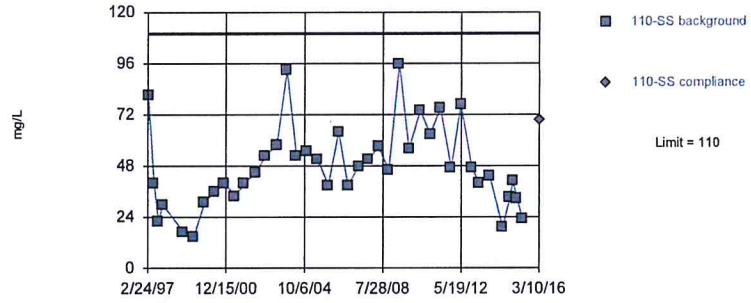

Background Data Summary (based on square root transformation): Mean=6.76, Std. Dev.=1.404, n=40. Normality test: Shapiro Wilk @alpha = 0.01, calculated = 0.9773, critical = 0.919. Kappa = 2.616 (c=34, w=9, 1 of 2, event alpha = 0.026). Report alpha = 0.00008608. EPA 1989 outlier screening was performed on the background data (to establish suspected outliers for Dixon's/Rosner's). No background outliers were found.

Constituent: Chemical Oxygen Demand [COD] Analysis Run 5/3/2016 8:27 AM
Bridgeton LF Client: RSI Data: BRIDGETON

Sanitas™ v.9.5.24 Software licensed to Jett Environmental Consulting. UG
Hollow symbols indicate censored values.

Within Limit

Prediction Limit

Intrawell Non-parametric

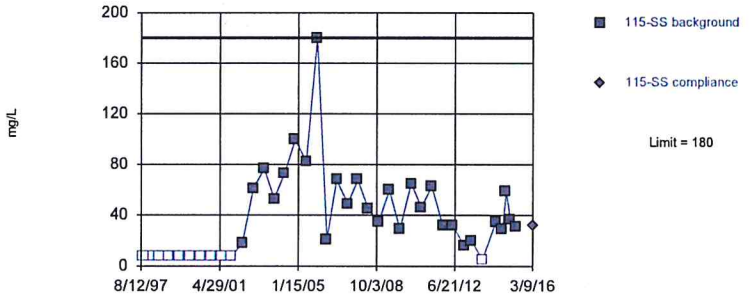

Non-parametric test used in lieu of parametric prediction limit because the Shapiro Wilk normality test showed the data to be non-normal at the 0.01 alpha level. Limit is highest of 40 background values. 30% NDs. Well-constituent pair annual alpha = 0.004602. Individual comparison alpha = 0.001152 (1 of 2). After outlier removal distribution was non-normal, so outlier results were invalidated.

Constituent: Chemical Oxygen Demand [COD] Analysis Run 5/3/2016 8:27 AM
Bridgeton LF Client: RSI Data: BRIDGETON

Sanitas™ v.9.5.24 Software licensed to Jett Environmental Consulting. UG
Hollow symbols indicate censored values.

Within Limit

Prediction Limit

Intrawell Non-parametric

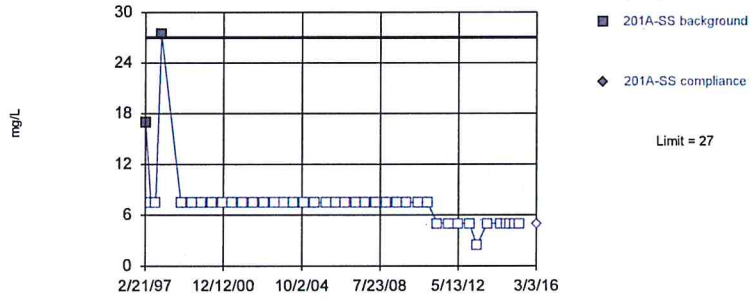

Non-parametric test used in lieu of parametric prediction limit because censored data exceeded 50%. Limit is highest of 40 background values. 95% NDs. Well-constituent pair annual alpha = 0.004602. Individual comparison alpha = 0.001152 (1 of 2). After outlier removal distribution was non-normal, so outlier results were invalidated.

Constituent: Chemical Oxygen Demand [COD] Analysis Run 5/3/2016 8:27 AM
Bridgeton LF Client: RSI Data: BRIDGETON

Sanitas™ v.9.5.24 Software licensed to Jett Environmental Consulting. UG
Hollow symbols indicate censored values.

Within Limit

Prediction Limit

Intrawell Non-parametric

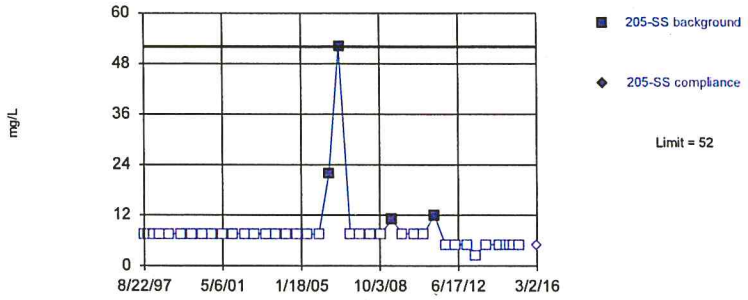

Non-parametric test used in lieu of parametric prediction limit because censored data exceeded 50%. Limit is highest of 40 background values. 90% NDs. Well-constituent pair annual alpha = 0.004602. Individual comparison alpha = 0.001152 (1 of 2). After outlier removal distribution was non-normal, so outlier results were invalidated.

Constituent: Chemical Oxygen Demand [COD] Analysis Run 5/3/2016 8:27 AM

Bridgeton LF Client: RSI Data: BRIDGETON

Sanitas™ v.9.5.24 Software licensed to Jett Environmental Consulting. UG

Within Limit

Prediction Limit

Intrawell Parametric

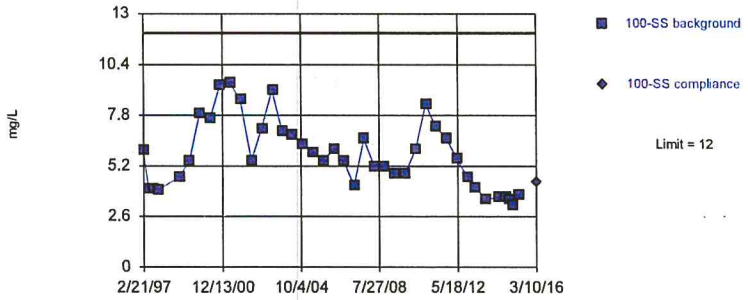

Background Data Summary (based on natural log transformation): Mean=1.706, Std. Dev.=0.3034, n=40. Normality test: Shapiro Wilk @alpha = 0.01, calculated = 0.9578, critical = 0.919. Kappa = 2.616 (c=34, w=9, 1 of 2, event alpha = 0.026). Report alpha = 0.00008608. EPA 1989 outlier screening was performed on the background data (to establish suspected outliers for Dixon's/Rosner's). No background outliers were found.

Constituent: Chloride Analysis Run 5/3/2016 8:27 AM

Bridgeton LF Client: RSI Data: BRIDGETON

Sanitas™ v.9.5.24 Software licensed to Jett Environmental Consulting. UG
Hollow symbols indicate censored values.

Within Limit

Prediction Limit

Intrawell Non-parametric

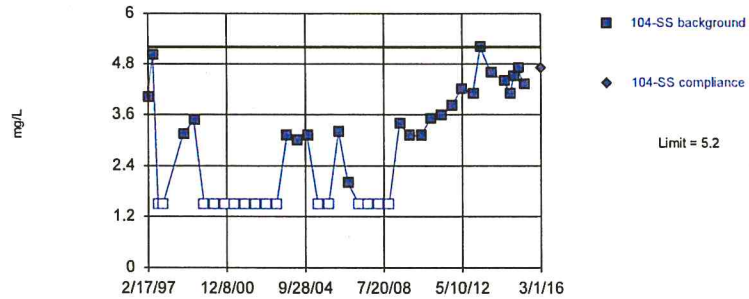

Non-parametric test used in lieu of parametric prediction limit because the Shapiro Wilk normality test showed the data to be non-normal at the 0.01 alpha level. Limit is highest of 40 background values. 40% NDs. Well-constituent pair annual alpha = 0.004602. Individual comparison alpha = 0.001152 (1 of 2). After outlier removal distribution was non-normal, so outlier results were invalidated.

Constituent: Chloride Analysis Run 5/3/2016 8:27 AM

Bridgeton LF Client: RSI Data: BRIDGETON

Sanitas™ v.9.5.24 Software licensed to Jett Environmental Consulting. UG

Within Limit

Prediction Limit

Intrawell Non-parametric

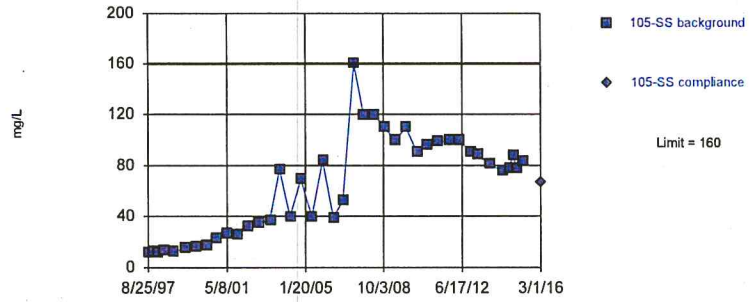

Non-parametric test used in lieu of parametric prediction limit because the Shapiro Wilk normality test showed the data to be non-normal at the 0.01 alpha level. Limit is highest of 40 background values. Well-constituent pair annual alpha = 0.004602. Individual comparison alpha = 0.001152 (1 of 2). After outlier removal distribution was non-normal, so outlier results were invalidated.

Constituent: Chloride Analysis Run 5/3/2016 8:27 AM

Bridgeton LF Client: RSI Data: BRIDGETON

Sanitas™ v.9.5.24 Software licensed to Jett Environmental Consulting, UG
Hollow symbols indicate censored values.

Within Limit

Prediction Limit

Intrawell Non-parametric

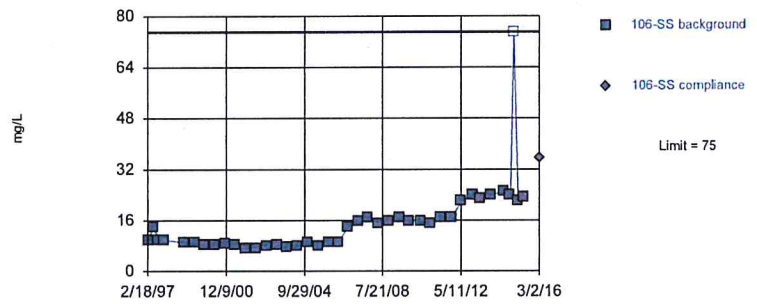

Non-parametric test used in lieu of parametric prediction limit because the Shapiro Wilk normality test showed the data to be non-normal at the 0.01 alpha level. Limit is highest of 40 background values. 2.5% NDs. Well-constituent pair annual alpha = 0.004602. Individual comparison alpha = 0.001152 (1 of 2). After outlier removal distribution was non-normal, so outlier results were invalidated.

Constituent: Chloride Analysis Run 5/3/2016 8:27 AM
Bridgeton LF Client: RSI Data: BRIDGETON

Sanitas™ v.9.5.24 Software licensed to Jett Environmental Consulting, UG

Within Limit

Prediction Limit

Intrawell Non-parametric

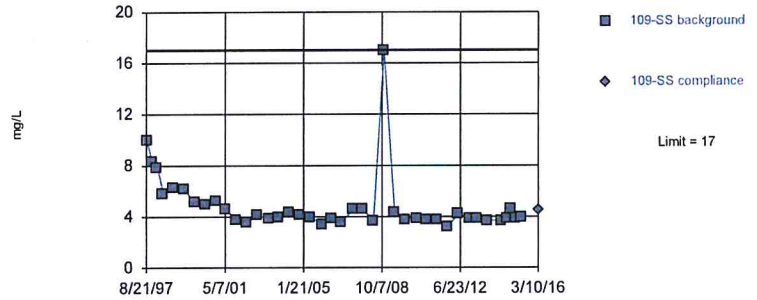

Non-parametric test used in lieu of parametric prediction limit because the Shapiro Wilk normality test showed the data to be non-normal at the 0.01 alpha level. Limit is highest of 40 background values. Well-constituent pair annual alpha = 0.004602. Individual comparison alpha = 0.001152 (1 of 2). After outlier removal distribution was non-normal, so outlier results were invalidated.

Constituent: Chloride Analysis Run 5/3/2016 8:27 AM
Bridgeton LF Client: RSI Data: BRIDGETON

Sanitas™ v.9.5.24 Software licensed to Jett Environmental Consulting, UG

Within Limit

Prediction Limit

Intrawell Parametric

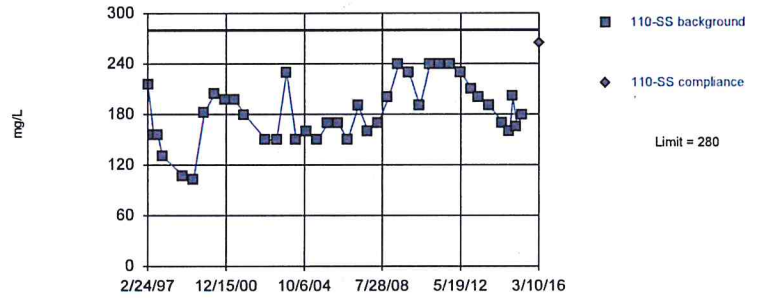

Background Data Summary: Mean=182.4, Std. Dev.=35.44, n=39. Normality test: Shapiro Wilk @alpha = 0.01, calculated = 0.9539, critical = 0.917. Kappa = 2.626 (c=34, w=9, 1 of 2, event alpha = 0.026). Report alpha = 0.00008608. Rosner's outlier test was performed on the background data. One background outlier was removed: <3 (5/21/2002).

Constituent: Chloride Analysis Run 5/3/2016 8:27 AM
Bridgeton LF Client: RSI Data: BRIDGETON

Sanitas™ v.9.5.24 Software licensed to Jett Environmental Consulting, UG

Within Limit

Prediction Limit

Intrawell Parametric

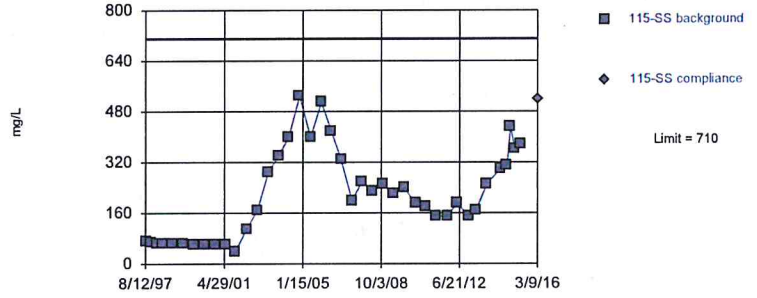

Background Data Summary (based on square root transformation): Mean=14.05, Std. Dev.=4.798, n=40. Normality test: Shapiro Wilk @alpha = 0.01, calculated = 0.9314, critical = 0.919. Kappa = 2.616 (c=34, w=9, 1 of 2, event alpha = 0.026). Report alpha = 0.00008608. EPA 1989 outlier screening was performed on the background data (to establish suspected outliers for Dixon's/Rosner's). No background outliers were found.

Constituent: Chloride Analysis Run 5/3/2016 8:27 AM
Bridgeton LF Client: RSI Data: BRIDGETON

Sanitas™ v.9.5.24 Software licensed to Jett Environmental Consulting. UG
Hollow symbols indicate censored values.

Exceeds Limit

Prediction Limit

Intrawell Non-parametric

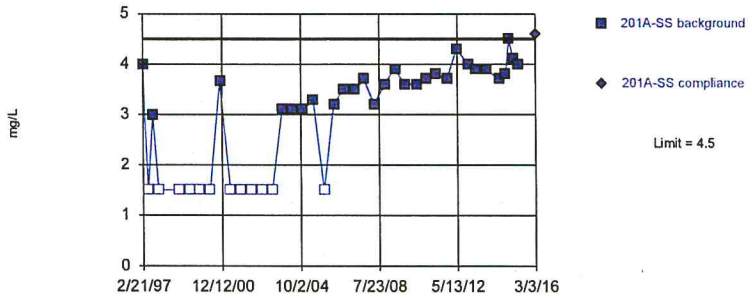

Non-parametric test used in lieu of parametric prediction limit because the Shapiro Wilk normality test showed the data to be non-normal at the 0.01 alpha level. Limit is highest of 40 background values. 30% NDs. Well-constituent pair annual alpha = 0.004602. Individual comparison alpha = 0.001152 (1 of 2). After outlier removal distribution was non-normal, so outlier results were invalidated.

Constituent: Chloride Analysis Run 5/3/2016 8:27 AM
Bridgeton LF Client: RSI Data: BRIDGETON

Sanitas™ v.9.5.24 Software licensed to Jett Environmental Consulting. UG

Within Limit

Prediction Limit

Intrawell Parametric

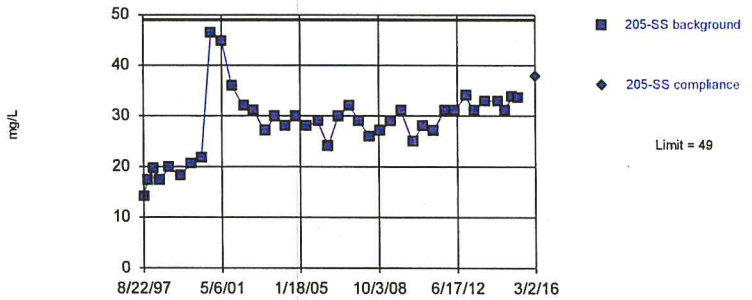

Background Data Summary (based on square root transformation): Mean=5.298, Std. Dev.=0.6393, n=39. Normality test: Shapiro Wilk @alpha = 0.01, calculated = 0.9436, critical = 0.917. Kappa = 2.626 (c=34, w=9, 1 of 2, event alpha = 0.026). Report alpha = 0.00008608. Rosner's outlier test was performed on the background data. One background outlier was removed: <150 (11/20/2014).

Constituent: Chloride Analysis Run 5/3/2016 8:27 AM
Bridgeton LF Client: RSI Data: BRIDGETON

Sanitas™ v.9.5.24 Software licensed to Jett Environmental Consulting. UG
Hollow symbols indicate censored values.

Within Limit

Prediction Limit

Intrawell Non-parametric

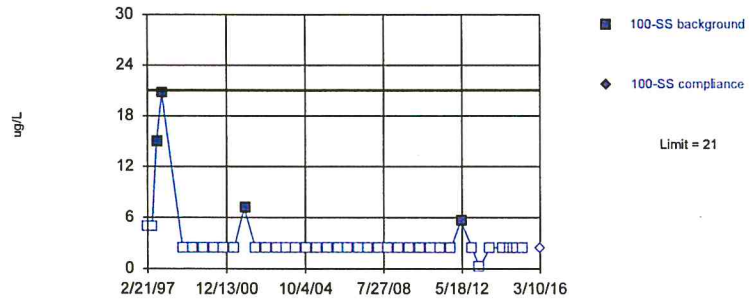

Non-parametric test used in lieu of parametric prediction limit because censored data exceeded 50%. Limit is highest of 40 background values. 90% NDs. Well-constituent pair annual alpha = 0.004602. Individual comparison alpha = 0.001152 (1 of 2). After outlier removal distribution was non-normal, so outlier results were invalidated.

Constituent: Chromium Total Analysis Run 5/3/2016 8:27 AM
Bridgeton LF Client: RSI Data: BRIDGETON

Sanitas™ v.9.5.24 Software licensed to Jett Environmental Consulting. UG
Hollow symbols indicate censored values.

Within Limit

Prediction Limit

Intrawell Non-parametric

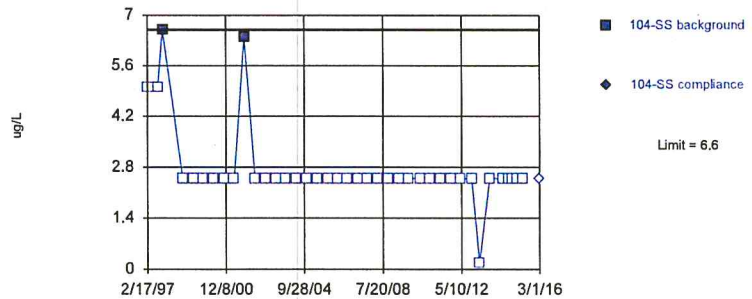

Non-parametric test used in lieu of parametric prediction limit because censored data exceeded 50%. Limit is highest of 40 background values. 95% NDs. Well-constituent pair annual alpha = 0.004602. Individual comparison alpha = 0.001152 (1 of 2). After outlier removal distribution was non-normal, so outlier results were invalidated.

Constituent: Chromium Total Analysis Run 5/3/2016 8:27 AM
Bridgeton LF Client: RSI Data: BRIDGETON

Sanitas™ v.9.5.24 Software licensed to Jett Environmental Consulting. UG
Hollow symbols indicate censored values.

Within Limit

Prediction Limit

Intrawell Non-parametric

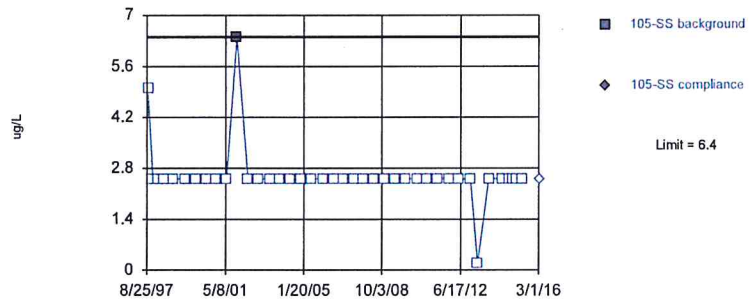

Non-parametric test used in lieu of parametric prediction limit because censored data exceeded 50%. Limit is highest of 40 background values. 97.5% NDs. Well-constituent pair annual alpha = 0.004602. Individual comparison alpha = 0.001152 (1 of 2). After outlier removal distribution was non-normal, so outlier results were invalidated.

Constituent: Chromium Total Analysis Run 5/3/2016 8:27 AM

Bridgeton LF Client: RSI Data: BRIDGETON

Sanitas™ v.9.5.24 Software licensed to Jett Environmental Consulting. UG
Hollow symbols indicate censored values.

Within Limit

Prediction Limit

Intrawell Non-parametric

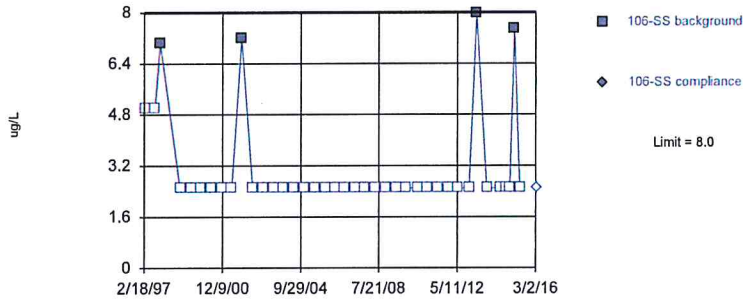

Non-parametric test used in lieu of parametric prediction limit because censored data exceeded 50%. Limit is highest of 40 background values. 90% NDs. Well-constituent pair annual alpha = 0.004602. Individual comparison alpha = 0.001152 (1 of 2). After outlier removal distribution was non-normal, so outlier results were invalidated.

Constituent: Chromium Total Analysis Run 5/3/2016 8:27 AM

Bridgeton LF Client: RSI Data: BRIDGETON

Sanitas™ v.9.5.24 Software licensed to Jett Environmental Consulting. UG
Hollow symbols indicate censored values.

Within Limit

Prediction Limit

Intrawell Non-parametric

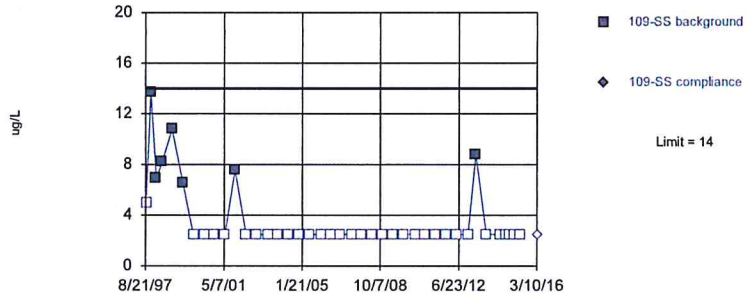

Non-parametric test used in lieu of parametric prediction limit because censored data exceeded 50%. Limit is highest of 40 background values. 82.5% NDs. Well-constituent pair annual alpha = 0.004602. Individual comparison alpha = 0.001152 (1 of 2). After outlier removal distribution was non-normal, so outlier results were invalidated.

Constituent: Chromium Total Analysis Run 5/3/2016 8:27 AM

Bridgeton LF Client: RSI Data: BRIDGETON

Sanitas™ v.9.5.24 Software licensed to Jett Environmental Consulting. UG
Hollow symbols indicate censored values.

Within Limit

Prediction Limit

Intrawell Non-parametric

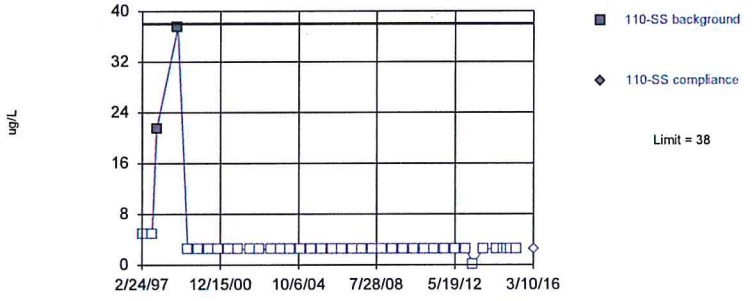

Non-parametric test used in lieu of parametric prediction limit because censored data exceeded 50%. Limit is highest of 40 background values. 95% NDs. Well-constituent pair annual alpha = 0.004602. Individual comparison alpha = 0.001152 (1 of 2). After outlier removal distribution was non-normal, so outlier results were invalidated.

Constituent: Chromium Total Analysis Run 5/3/2016 8:27 AM

Bridgeton LF Client: RSI Data: BRIDGETON

Sanitas™ v.9.5.24 Software licensed to Jett Environmental Consulting, UG
Hollow symbols indicate censored values.

Within Limit

Prediction Limit

Intrawell Non-parametric

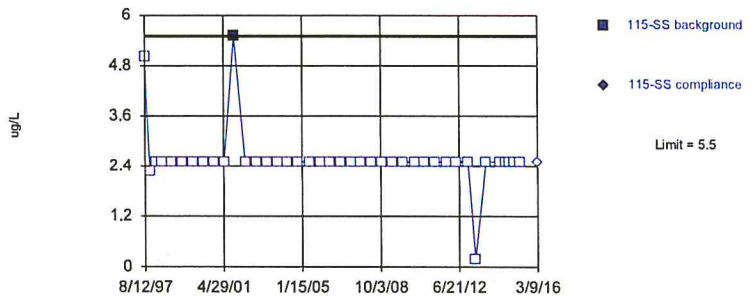

Non-parametric test used in lieu of parametric prediction limit because censored data exceeded 50%. Limit is highest of 40 background values. 97.5% NDs. Well-constituent pair annual alpha = 0.004602. Individual comparison alpha = 0.001152 (1 of 2). After outlier removal distribution was non-normal, so outlier results were invalidated.

Constituent: Chromium Total Analysis Run 5/3/2016 8:27 AM
Bridgeton LF Client: RSI Data: BRIDGETON

Sanitas™ v.9.5.24 Software licensed to Jett Environmental Consulting, UG
Hollow symbols indicate censored values.

Within Limit

Prediction Limit

Intrawell Non-parametric

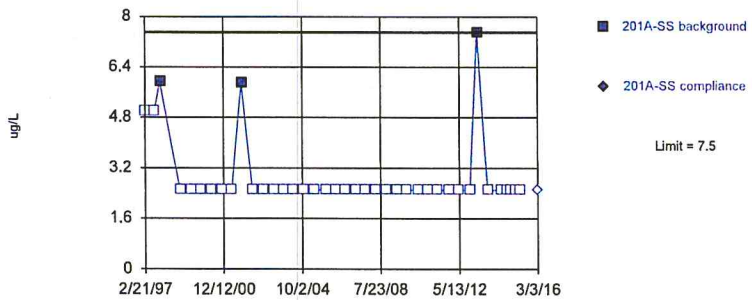

Non-parametric test used in lieu of parametric prediction limit because censored data exceeded 50%. Limit is highest of 40 background values. 92.5% NDs. Well-constituent pair annual alpha = 0.004602. Individual comparison alpha = 0.001152 (1 of 2). After outlier removal distribution was non-normal, so outlier results were invalidated.

Constituent: Chromium Total Analysis Run 5/3/2016 8:27 AM
Bridgeton LF Client: RSI Data: BRIDGETON

Sanitas™ v.9.5.24 Software licensed to Jett Environmental Consulting, UG
Hollow symbols indicate censored values.

Within Limit

Prediction Limit

Intrawell Non-parametric

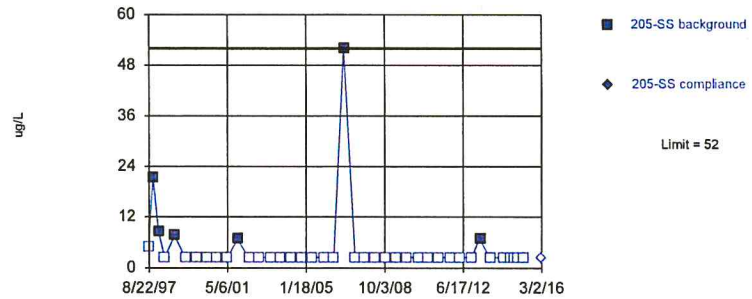

Non-parametric test used in lieu of parametric prediction limit because censored data exceeded 50%. Limit is highest of 40 background values. 85% NDs. Well-constituent pair annual alpha = 0.004602. Individual comparison alpha = 0.001152 (1 of 2). After outlier removal distribution was non-normal, so outlier results were invalidated.

Constituent: Chromium Total Analysis Run 5/3/2016 8:27 AM
Bridgeton LF Client: RSI Data: BRIDGETON

Sanitas™ v.9.5.24 Software licensed to Jett Environmental Consulting, UG
Hollow symbols indicate censored values.

Within Limit

Prediction Limit

Intrawell Non-parametric

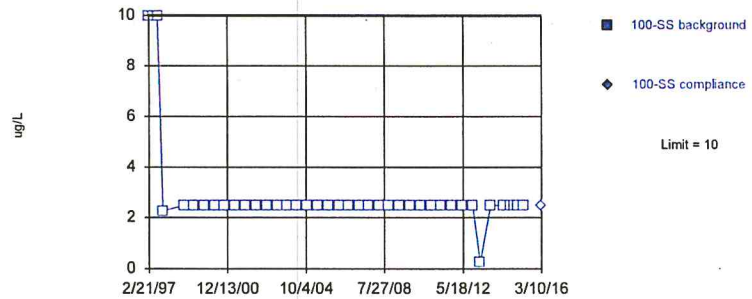

Non-parametric test used in lieu of parametric prediction limit because censored data exceeded 50%. Limit is highest of 40 background values. 100% NDs. Well-constituent pair annual alpha = 0.004602. Individual comparison alpha = 0.001152 (1 of 2). After outlier removal distribution was non-normal, so outlier results were invalidated.

Constituent: Cobalt Total Analysis Run 5/3/2016 8:27 AM
Bridgeton LF Client: RSI Data: BRIDGETON

Sanitas™ v.9.5.24 Software licensed to Jett Environmental Consulting, UG
Hollow symbols indicate censored values.

Within Limit

Prediction Limit

Intrawell Non-parametric

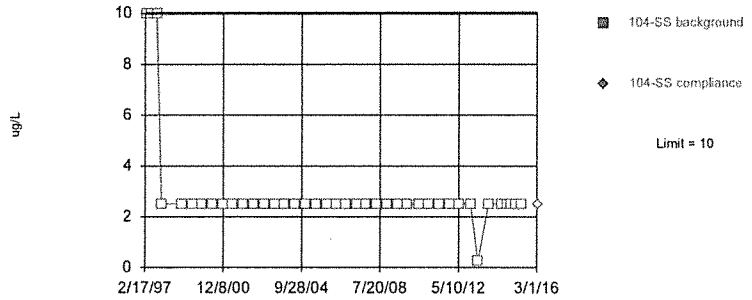

Non-parametric test used in lieu of parametric prediction limit because censored data exceeded 50%. Limit is highest of 40 background values. 100% NDs. Well-constituent pair annual alpha = 0.004602. Individual comparison alpha = 0.001152 (1 of 2). After outlier removal distribution was non-normal, so outlier results were invalidated.

Constituent: Cobalt Total Analysis Run 5/3/2016 8:27 AM
Bridgeton LF Client: RSI Data: BRIDGETON

Sanitas™ v.9.5.24 Software licensed to Jett Environmental Consulting, UG
Hollow symbols indicate censored values.

Within Limit

Prediction Limit

Intrawell Non-parametric

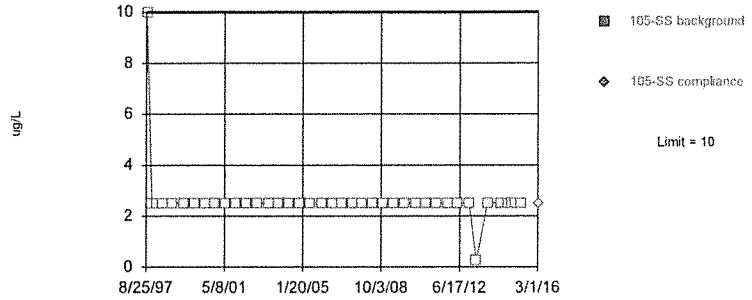

Non-parametric test used in lieu of parametric prediction limit because censored data exceeded 50%. Limit is highest of 40 background values. 100% NDs. Well-constituent pair annual alpha = 0.004602. Individual comparison alpha = 0.001152 (1 of 2). After outlier removal distribution was non-normal, so outlier results were invalidated.

Constituent: Cobalt Total Analysis Run 5/3/2016 8:27 AM
Bridgeton LF Client: RSI Data: BRIDGETON

Sanitas™ v.9.5.24 Software licensed to Jett Environmental Consulting, UG
Hollow symbols indicate censored values.

Within Limit

Prediction Limit

Intrawell Non-parametric

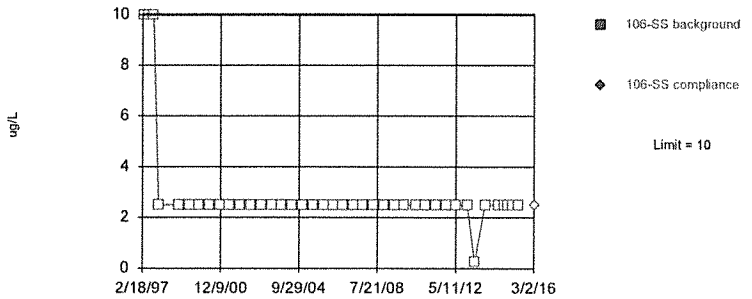

Non-parametric test used in lieu of parametric prediction limit because censored data exceeded 50%. Limit is highest of 40 background values. 100% NDs. Well-constituent pair annual alpha = 0.004602. Individual comparison alpha = 0.001152 (1 of 2). After outlier removal distribution was non-normal, so outlier results were invalidated.

Constituent: Cobalt Total Analysis Run 5/3/2016 8:27 AM
Bridgeton LF Client: RSI Data: BRIDGETON

Sanitas™ v.9.5.24 Software licensed to Jett Environmental Consulting, UG
Hollow symbols indicate censored values.

Within Limit

Prediction Limit

Intrawell Non-parametric

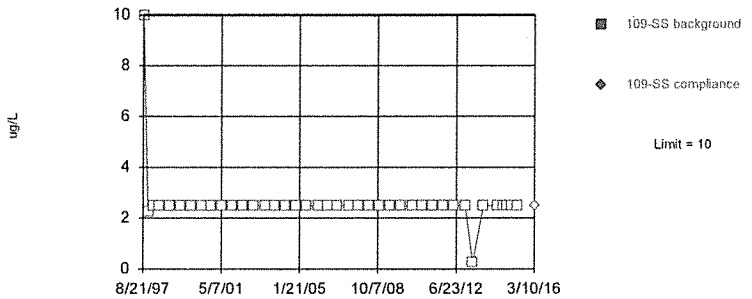

Non-parametric test used in lieu of parametric prediction limit because censored data exceeded 50%. Limit is highest of 40 background values. 100% NDs. Well-constituent pair annual alpha = 0.004602. Individual comparison alpha = 0.001152 (1 of 2). After outlier removal distribution was non-normal, so outlier results were invalidated.

Constituent: Cobalt Total Analysis Run 5/3/2016 8:27 AM
Bridgeton LF Client: RSI Data: BRIDGETON

Sanitas™ v.9.5.24 Software licensed to Jett Environmental Consulting. UG
Hollow symbols indicate censored values.

Within Limit

Prediction Limit

Intrawell Non-parametric

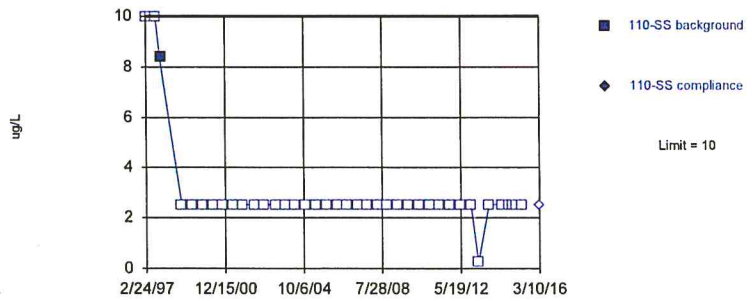

Non-parametric test used in lieu of parametric prediction limit because censored data exceeded 50%. Limit is highest of 40 background values. 97.5% NDs. Well-constituent pair annual alpha = 0.004602. Individual comparison alpha = 0.001152 (1 of 2). After outlier removal distribution was non-normal, so outlier results were invalidated.

Constituent: Cobalt Total Analysis Run 5/3/2016 8:27 AM

Bridgeton LF Client: RSI Data: BRIDGETON

Sanitas™ v.9.5.24 Software licensed to Jett Environmental Consulting. UG
Hollow symbols indicate censored values.

Within Limit

Prediction Limit

Intrawell Non-parametric

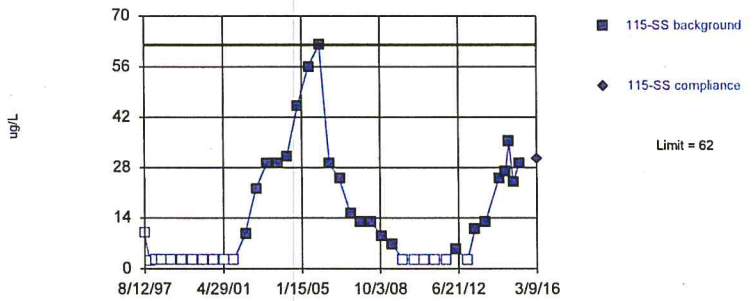

Non-parametric test used in lieu of parametric prediction limit because the Shapiro Wilk normality test showed the data to be non-normal at the 0.01 alpha level. Limit is highest of 40 background values. 42.5% NDs. Well-constituent pair annual alpha = 0.004602. Individual comparison alpha = 0.001152 (1 of 2). After outlier removal distribution was non-normal, so outlier results were invalidated.

Constituent: Cobalt Total Analysis Run 5/3/2016 8:27 AM

Bridgeton LF Client: RSI Data: BRIDGETON

Sanitas™ v.9.5.24 Software licensed to Jett Environmental Consulting. UG
Hollow symbols indicate censored values.

Within Limit

Prediction Limit

Intrawell Non-parametric

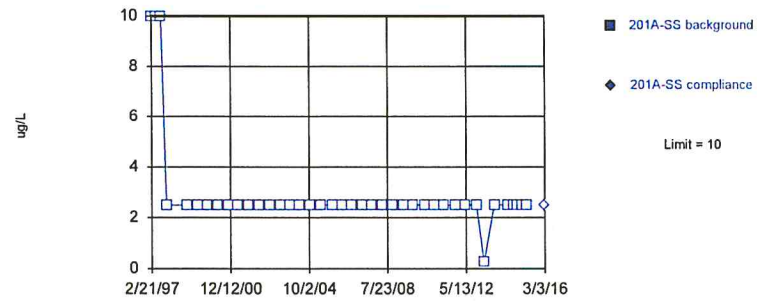

Non-parametric test used in lieu of parametric prediction limit because censored data exceeded 50%. Limit is highest of 40 background values. 100% NDs. Well-constituent pair annual alpha = 0.004602. Individual comparison alpha = 0.001152 (1 of 2). After outlier removal distribution was non-normal, so outlier results were invalidated.

Constituent: Cobalt Total Analysis Run 5/3/2016 8:27 AM

Bridgeton LF Client: RSI Data: BRIDGETON

Sanitas™ v.9.5.24 Software licensed to Jett Environmental Consulting. UG
Hollow symbols indicate censored values.

Within Limit

Prediction Limit

Intrawell Non-parametric

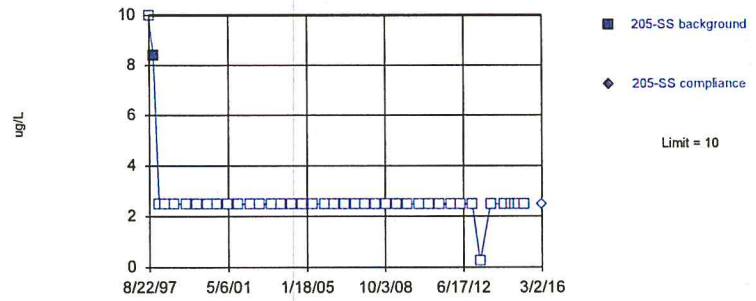

Non-parametric test used in lieu of parametric prediction limit because censored data exceeded 50%. Limit is highest of 40 background values. 97.5% NDs. Well-constituent pair annual alpha = 0.004602. Individual comparison alpha = 0.001152 (1 of 2). After outlier removal distribution was non-normal, so outlier results were invalidated.

Constituent: Cobalt Total Analysis Run 5/3/2016 8:27 AM

Bridgeton LF Client: RSI Data: BRIDGETON

Sanitas™ v.9.5.24 Software licensed to Jett Environmental Consulting, UG
Hollow symbols indicate censored values.

Within Limit

Prediction Limit

Intrawell Non-parametric

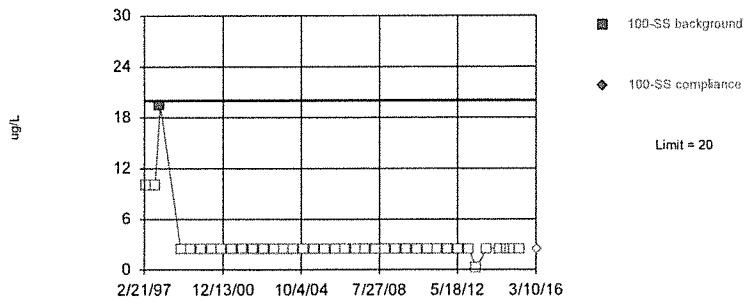

Non-parametric test used in lieu of parametric prediction limit because censored data exceeded 50%. Limit is highest of 40 background values. 97.5% NDs. Well-constituent pair annual alpha = 0.004602. Individual comparison alpha = 0.001152 (1 of 2). After outlier removal distribution was non-normal, so outlier results were invalidated.

Constituent: Copper Total Analysis Run 5/3/2016 8:27 AM
Bridgeton LF Client: RSI Data: BRIDGETON

Sanitas™ v.9.5.24 Software licensed to Jett Environmental Consulting, UG
Hollow symbols indicate censored values.

Within Limit

Prediction Limit

Intrawell Non-parametric

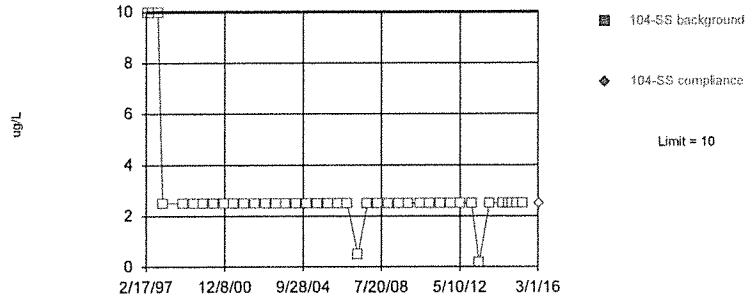

Non-parametric test used in lieu of parametric prediction limit because censored data exceeded 50%. Limit is highest of 40 background values. 100% NDs. Well-constituent pair annual alpha = 0.004602. Individual comparison alpha = 0.001152 (1 of 2). After outlier removal distribution was non-normal, so outlier results were invalidated.

Constituent: Copper Total Analysis Run 5/3/2016 8:28 AM
Bridgeton LF Client: RSI Data: BRIDGETON

Sanitas™ v.9.5.24 Software licensed to Jett Environmental Consulting, UG
Hollow symbols indicate censored values.

Within Limit

Prediction Limit

Intrawell Non-parametric

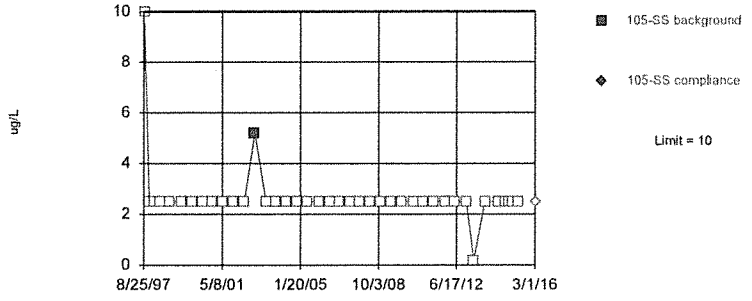

Non-parametric test used in lieu of parametric prediction limit because censored data exceeded 50%. Limit is highest of 40 background values. 97.5% NDs. Well-constituent pair annual alpha = 0.004602. Individual comparison alpha = 0.001152 (1 of 2). After outlier removal distribution was non-normal, so outlier results were invalidated.

Constituent: Copper Total Analysis Run 5/3/2016 8:28 AM
Bridgeton LF Client: RSI Data: BRIDGETON

Sanitas™ v.9.5.24 Software licensed to Jett Environmental Consulting, UG
Hollow symbols indicate censored values.

Within Limit

Prediction Limit

Intrawell Non-parametric

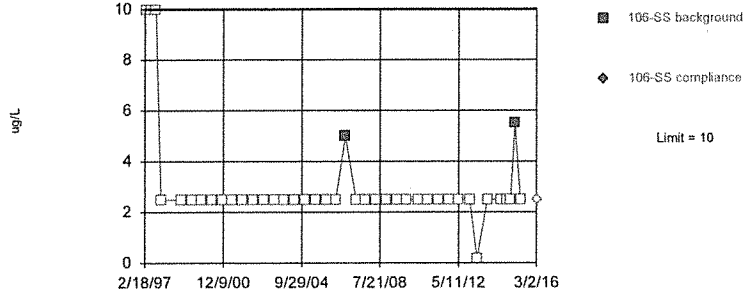

Non-parametric test used in lieu of parametric prediction limit because censored data exceeded 50%. Limit is highest of 40 background values. 95% NDs. Well-constituent pair annual alpha = 0.004602. Individual comparison alpha = 0.001152 (1 of 2). After outlier removal distribution was non-normal, so outlier results were invalidated.

Constituent: Copper Total Analysis Run 5/3/2016 8:28 AM
Bridgeton LF Client: RSI Data: BRIDGETON

Sanitas™ v.9.5.24 Software licensed to Jett Environmental Consulting. UG
Hollow symbols indicate censored values.

Within Limit

Prediction Limit

Intrawell Non-parametric

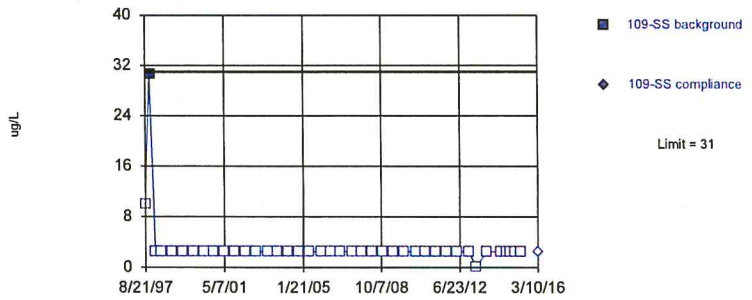

Non-parametric test used in lieu of parametric prediction limit because censored data exceeded 50%. Limit is highest of 40 background values. 97.5% NDs. Well-constituent pair annual alpha = 0.004602. Individual comparison alpha = 0.001152 (1 of 2). After outlier removal distribution was non-normal, so outlier results were invalidated.

Constituent: Copper Total Analysis Run 5/3/2016 8:28 AM
Bridgeton LF Client: RSI Data: BRIDGETON

Sanitas™ v.9.5.24 Software licensed to Jett Environmental Consulting. UG
Hollow symbols indicate censored values.

Within Limit

Prediction Limit

Intrawell Non-parametric

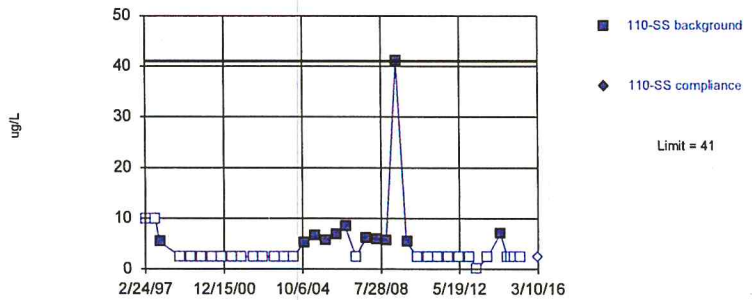

Non-parametric test used in lieu of parametric prediction limit because censored data exceeded 50%. Limit is highest of 40 background values. 70% NDs. Well-constituent pair annual alpha = 0.004602. Individual comparison alpha = 0.001152 (1 of 2). After outlier removal distribution was non-normal, so outlier results were invalidated.

Constituent: Copper Total Analysis Run 5/3/2016 8:28 AM
Bridgeton LF Client: RSI Data: BRIDGETON

Sanitas™ v.9.5.24 Software licensed to Jett Environmental Consulting. UG
Hollow symbols indicate censored values.

Within Limit

Prediction Limit

Intrawell Non-parametric

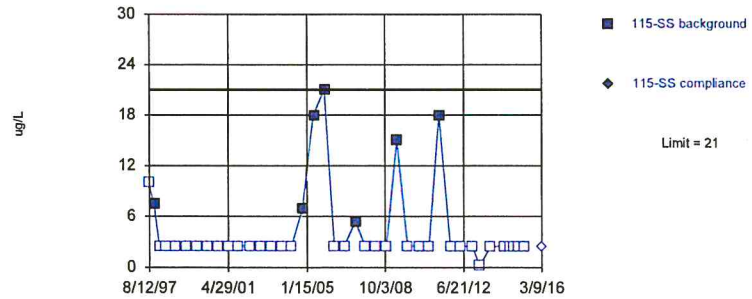

Non-parametric test used in lieu of parametric prediction limit because censored data exceeded 50%. Limit is highest of 40 background values. 82.5% NDs. Well-constituent pair annual alpha = 0.004602. Individual comparison alpha = 0.001152 (1 of 2). After outlier removal distribution was non-normal, so outlier results were invalidated.

Constituent: Copper Total Analysis Run 5/3/2016 8:28 AM
Bridgeton LF Client: RSI Data: BRIDGETON

Sanitas™ v.9.5.24 Software licensed to Jett Environmental Consulting. UG
Hollow symbols indicate censored values.

Within Limit

Prediction Limit

Intrawell Non-parametric

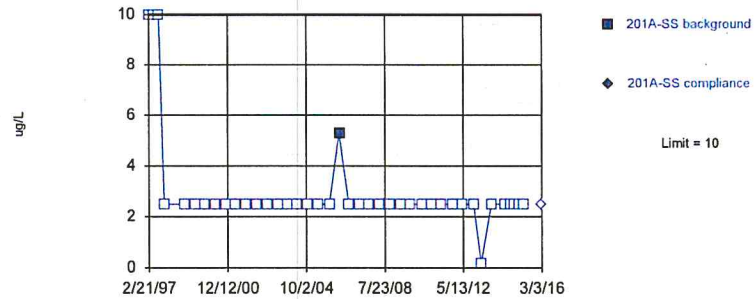

Non-parametric test used in lieu of parametric prediction limit because censored data exceeded 50%. Limit is highest of 40 background values. 97.5% NDs. Well-constituent pair annual alpha = 0.004602. Individual comparison alpha = 0.001152 (1 of 2). After outlier removal distribution was non-normal, so outlier results were invalidated.

Constituent: Copper Total Analysis Run 5/3/2016 8:28 AM
Bridgeton LF Client: RSI Data: BRIDGETON

Sanitas™ v.9.5.24 Software licensed to Jett Environmental Consulting. UG
Hollow symbols indicate censored values.

Within Limit

Prediction Limit

Intrawell Non-parametric

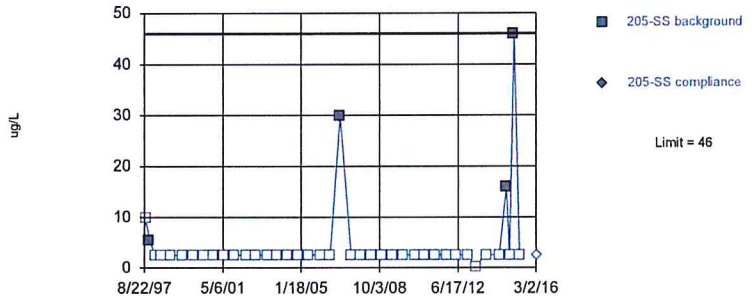

Non-parametric test used in lieu of parametric prediction limit because censored data exceeded 50%. Limit is highest of 40 background values. 90% NDs. Well-constituent pair annual alpha = 0.004602. Individual comparison alpha = 0.001152 (1 of 2). After outlier removal distribution was non-normal, so outlier results were invalidated.

Constituent: Copper Total Analysis Run 5/3/2016 8:28 AM
Bridgeton LF Client: RSI Data: BRIDGETON

Sanitas™ v.9.5.24 Software licensed to Jett Environmental Consulting. UG

Within Limit

Prediction Limit

Intrawell Parametric

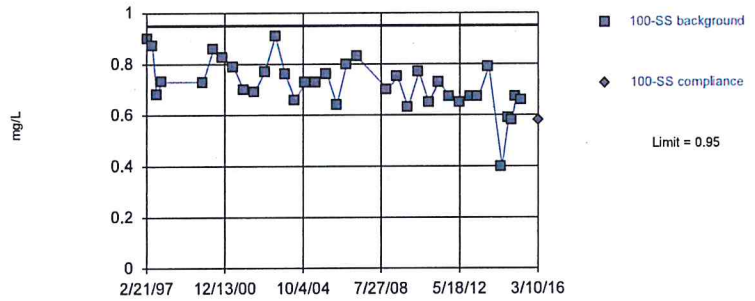

Background Data Summary (based on square transformation): Mean=0.5288, Std. Dev.=0.1384, n=36. Normality test: Shapiro Wilk @alpha = 0.01, calculated = 0.9718, critical = 0.912. Kappa = 2.654 (c=34, w=9, 1 of 2, event alpha = 0.026). Report alpha = 0.00008608. Rosner's outlier test was performed on the background data. Two background outliers were removed: 0.34 (11/12/1998); <0.25 (5/18/1999).

Constituent: Fluoride Analysis Run 5/3/2016 8:28 AM
Bridgeton LF Client: RSI Data: BRIDGETON

Sanitas™ v.9.5.24 Software licensed to Jett Environmental Consulting. UG

Within Limit

Prediction Limit

Intrawell Parametric

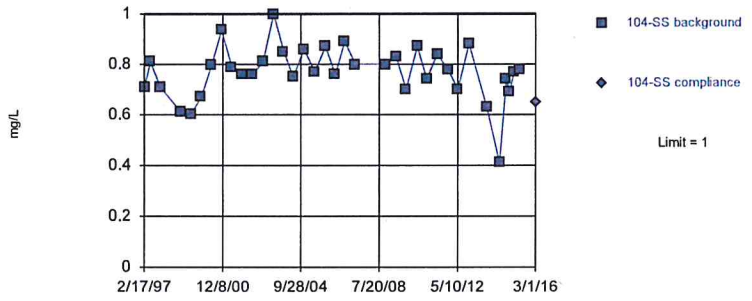

Background Data Summary (based on square transformation): Mean=0.6021, Std. Dev.=0.1549, n=36. Normality test: Shapiro Wilk @alpha = 0.01, calculated = 0.9846, critical = 0.912. Kappa = 2.654 (c=34, w=9, 1 of 2, event alpha = 0.026). Report alpha = 0.00008608. Rosner's outlier test was performed on the background data. Two background outliers were removed: <0.25 (8/28/1997); 0.3 (4/11/2013).

Constituent: Fluoride Analysis Run 5/3/2016 8:28 AM
Bridgeton LF Client: RSI Data: BRIDGETON

Sanitas™ v.9.5.24 Software licensed to Jett Environmental Consulting. UG

Within Limit

Prediction Limit

Intrawell Parametric

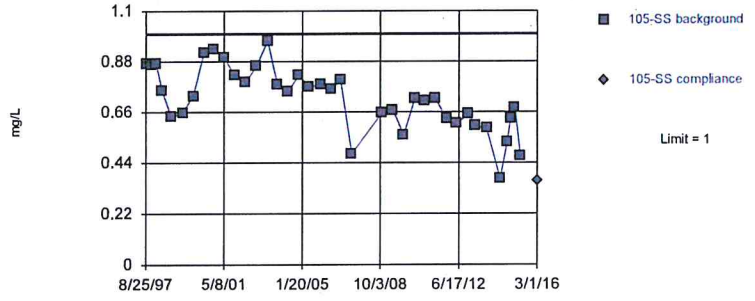

Background Data Summary (based on square transformation): Mean=0.5356, Std. Dev.=0.1924, n=38. Normality test: Shapiro Wilk @alpha = 0.01, calculated = 0.9853, critical = 0.916. Kappa = 2.635 (c=34, w=9, 1 of 2, event alpha = 0.026). Report alpha = 0.00008608. Rosner's outlier test was performed on the background data. No background outliers were found.

Constituent: Fluoride Analysis Run 5/3/2016 8:28 AM
Bridgeton LF Client: RSI Data: BRIDGETON

Sanitas™ v.9.5.24 Software licensed to Jett Environmental Consulting, UG

Within Limit

Prediction Limit

Intrawell Parametric

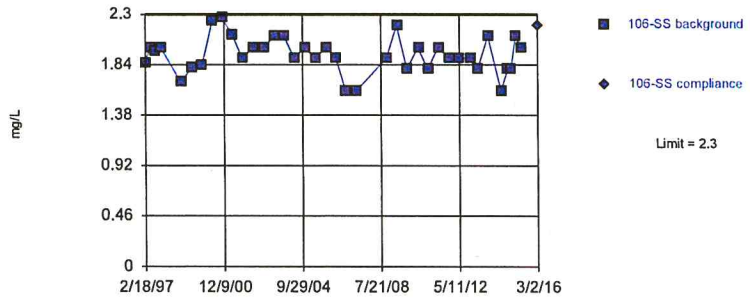

Background Data Summary (based on square transformation): Mean=3.753, Std. Dev.=0.6283, n=38. Normality test: Shapiro Wilk @alpha = 0.01, calculated = 0.9571, critical = 0.916. Kappa = 2.635 (c=34, w=9, 1 of 2, event alpha = 0.026). Report alpha = 0.00008608. EPA 1989 outlier screening was performed on the background data (to establish suspected outliers for Dixon's/Rosner's). No background outliers were found.

Constituent: Fluoride Analysis Run 5/3/2016 8:28 AM

Bridgeton LF Client: RSI Data: BRIDGETON

Sanitas™ v.9.5.24 Software licensed to Jett Environmental Consulting, UG

Within Limit

Prediction Limit

Intrawell Parametric

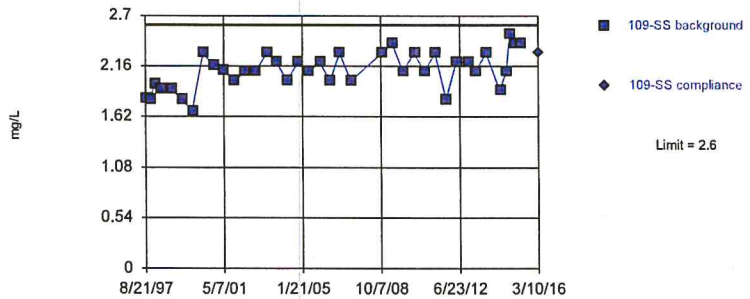

Background Data Summary (based on square transformation): Mean=4.511, Std. Dev.=0.8301, n=38. Normality test: Shapiro Wilk @alpha = 0.01, calculated = 0.9677, critical = 0.916. Kappa = 2.635 (c=34, w=9, 1 of 2, event alpha = 0.026). Report alpha = 0.00008608. EPA 1989 outlier screening was performed on the background data (to establish suspected outliers for Dixon's/Rosner's). No background outliers were found.

Constituent: Fluoride Analysis Run 5/3/2016 8:28 AM

Bridgeton LF Client: RSI Data: BRIDGETON

Sanitas™ v.9.5.24 Software licensed to Jett Environmental Consulting, UG

Within Limit

Prediction Limit

Intrawell Parametric

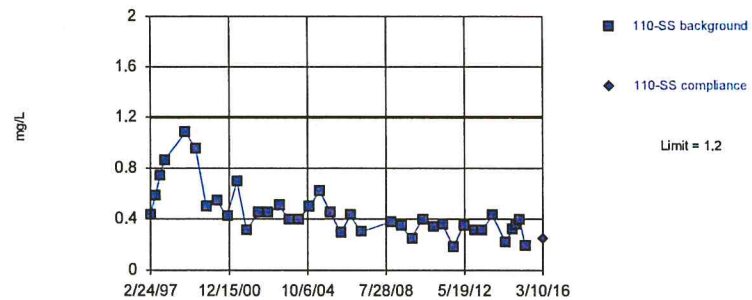

Background Data Summary (based on natural log transformation): Mean=-0.8815, Std. Dev.=0.3992, n=38. Normality test: Shapiro Wilk @alpha = 0.01, calculated = 0.9706, critical = 0.916. Kappa = 2.635 (c=34, w=9, 1 of 2, event alpha = 0.026). Report alpha = 0.00008608. EPA 1989 outlier screening was performed on the background data (to establish suspected outliers for Dixon's/Rosner's). No background outliers were found.

Constituent: Fluoride Analysis Run 5/3/2016 8:28 AM

Bridgeton LF Client: RSI Data: BRIDGETON

Sanitas™ v.9.5.24 Software licensed to Jett Environmental Consulting, UG

Within Limit

Prediction Limit

Intrawell Parametric

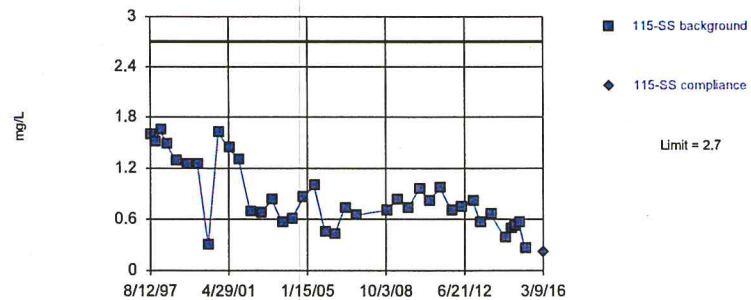

Background Data Summary (based on natural log transformation): Mean=-0.2445, Std. Dev.=0.4675, n=38. Normality test: Shapiro Wilk @alpha = 0.01, calculated = 0.9612, critical = 0.916. Kappa = 2.635 (c=34, w=9, 1 of 2, event alpha = 0.026). Report alpha = 0.00008608. EPA 1989 outlier screening was performed on the background data (to establish suspected outliers for Dixon's/Rosner's). No background outliers were found.

Constituent: Fluoride Analysis Run 5/3/2016 8:28 AM

Bridgeton LF Client: RSI Data: BRIDGETON

Sanitas™ v.9.5.24 Software licensed to Jett Environmental Consulting, UG

Within Limit

Prediction Limit

Intrawell Parametric

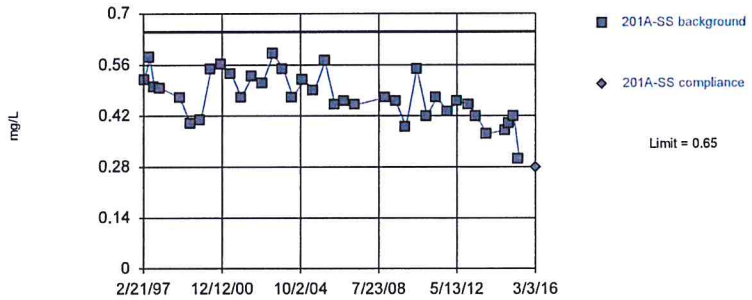

Background Data Summary: Mean=0.4724, Std. Dev.=0.06629, n=37. Normality test: Shapiro Wilk @alpha = 0.01, calculated = 0.9765, critical = 0.914. Kappa = 2.645 (c=34, w=9, 1 of 2, event alpha = 0.026). Report alpha = 0.00008608. Rosner's outlier test was performed on the background data. One background outlier was removed: 0.2 (5/28/2014).

Constituent: Fluoride Analysis Run 5/3/2016 8:28 AM

Bridgeton LF Client: RSI Data: BRIDGETON

Sanitas™ v.9.5.24 Software licensed to Jett Environmental Consulting, UG

Within Limit

Prediction Limit

Intrawell Parametric

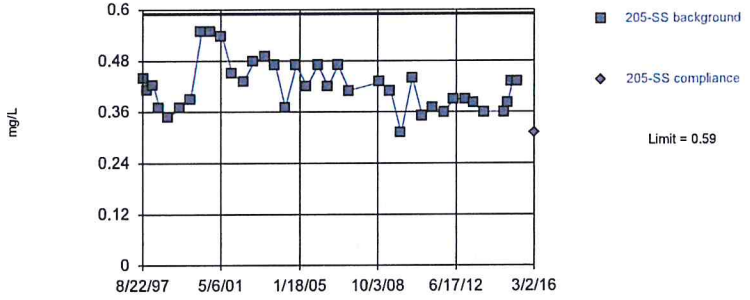

Background Data Summary (based on natural log transformation): Mean=-0.8772, Std. Dev.=0.1331, n=37. Normality test: Shapiro Wilk @alpha = 0.01, calculated = 0.971, critical = 0.914. Kappa = 2.645 (c=34, w=9, 1 of 2, event alpha = 0.026). Report alpha = 0.00008608. Rosner's outlier test was performed on the background data. One background outlier was removed: 0.18 (5/28/2014).

Constituent: Fluoride Analysis Run 5/3/2016 8:28 AM

Bridgeton LF Client: RSI Data: BRIDGETON

Sanitas™ v.9.5.24 Software licensed to Jett Environmental Consulting, UG

Within Limit

Prediction Limit

Intrawell Parametric

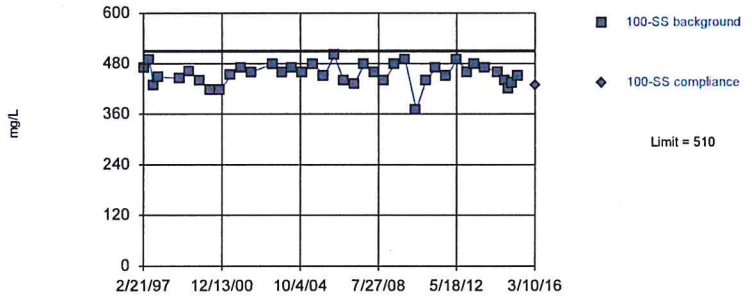

Background Data Summary (based on x^5 transformation): Mean=2.0e13, Std. Dev.=5.2e12, n=39. Normality test: Shapiro Wilk @alpha = 0.01, calculated = 0.9827, critical = 0.917. Kappa = 2.626 (c=34, w=9, 1 of 2, event alpha = 0.026). Report alpha = 0.00008608. Rosner's outlier test was performed on the background data. One background outlier was removed: 150 (11/19/2002).

Constituent: Hardness Total Analysis Run 5/3/2016 8:28 AM

Bridgeton LF Client: RSI Data: BRIDGETON

Sanitas™ v.9.5.24 Software licensed to Jett Environmental Consulting, UG

Within Limit

Prediction Limit

Intrawell Parametric

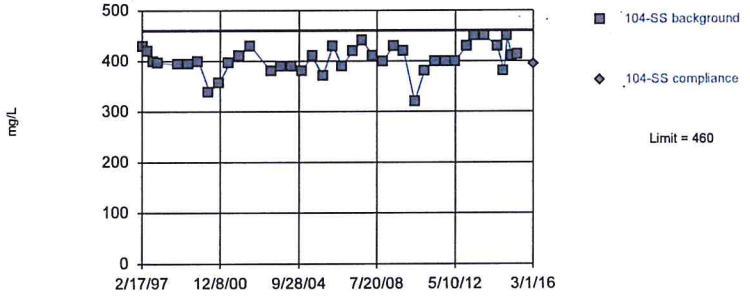

Background Data Summary (based on x^4 transformation): Mean=2.7e10, Std. Dev.=7.1e9, n=39. Normality test: Shapiro Wilk @alpha = 0.01, calculated = 0.9686, critical = 0.917. Kappa = 2.626 (c=34, w=9, 1 of 2, event alpha = 0.026). Report alpha = 0.00008608. Rosner's outlier test was performed on the background data. One background outlier was removed: 130 (11/19/2002).

Constituent: Hardness Total Analysis Run 5/3/2016 8:28 AM

Bridgeton LF Client: RSI Data: BRIDGETON

Sanitas™ v.9.5.24 Software licensed to Jett Environmental Consulting, UG

Within Limit

Prediction Limit

Intrawell Parametric

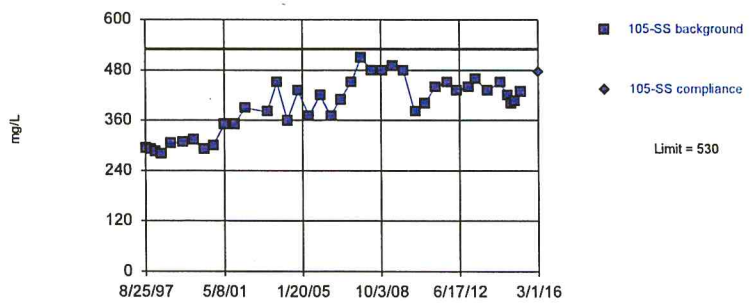

Background Data Summary (based on cube transformation): Mean=6.6e7, Std. Dev.=3.0e7, n=39. Normality test: Shapiro Wilk @alpha = 0.01, calculated = 0.9477, critical = 0.917. Kappa = 2.626 (c=34, w=9, 1 of 2, event alpha = 0.026). Report alpha = 0.00008608. Rosner's outlier test was performed on the background data. One background outlier was removed: 130 (11/19/2002).

Constituent: Hardness Total Analysis Run 5/3/2016 8:28 AM

Bridgeton LF Client: RSI Data: BRIDGETON

Sanitas™ v.9.5.24 Software licensed to Jett Environmental Consulting, UG

Within Limit

Prediction Limit

Intrawell Parametric

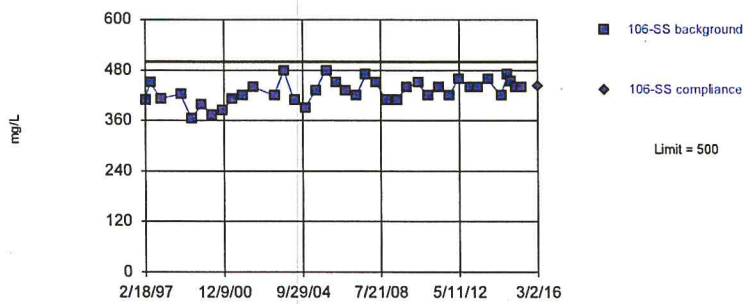

Background Data Summary (based on square transformation): Mean=185370, Std. Dev.=23529, n=38. Normality test: Shapiro Wilk @alpha = 0.01, calculated = 0.9721, critical = 0.916. Kappa = 2.635 (c=34, w=9, 1 of 2, event alpha = 0.026). Report alpha = 0.00008608. Rosner's outlier test was performed on the background data. Two background outliers were removed: 265 (8/25/1997); 130 (11/19/2002).

Constituent: Hardness Total Analysis Run 5/3/2016 8:28 AM

Bridgeton LF Client: RSI Data: BRIDGETON

Sanitas™ v.9.5.24 Software licensed to Jett Environmental Consulting, UG

Within Limit

Prediction Limit

Intrawell Non-parametric

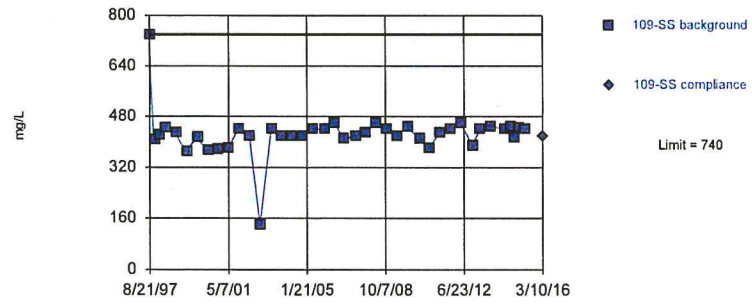

Non-parametric test used in lieu of parametric prediction limit because the Shapiro Wilk normality test showed the data to be non-normal at the 0.01 alpha level. Limit is highest of 40 background values. Well-constituent pair annual alpha = 0.004602. Individual comparison alpha = 0.001152 (1 of 2). After outlier removal distribution was non-normal, so outlier results were invalidated.

Constituent: Hardness Total Analysis Run 5/3/2016 8:28 AM

Bridgeton LF Client: RSI Data: BRIDGETON

Sanitas™ v.9.5.24 Software licensed to Jett Environmental Consulting, UG

Within Limit

Prediction Limit

Intrawell Parametric

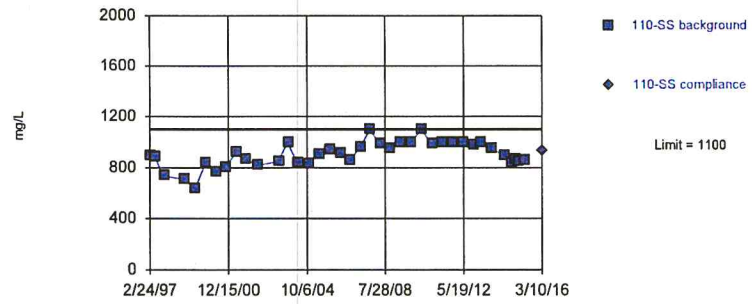

Background Data Summary (based on square transformation): Mean=828828, Std. Dev.=178557, n=38. Normality test: Shapiro Wilk @alpha = 0.01, calculated = 0.9687, critical = 0.916. Kappa = 2.635 (c=34, w=9, 1 of 2, event alpha = 0.026). Report alpha = 0.00008608. Rosner's outlier test was performed on the background data. Two background outliers were removed: 437 (8/22/1997); 270 (11/19/2002).

Constituent: Hardness Total Analysis Run 5/3/2016 8:28 AM

Bridgeton LF Client: RSI Data: BRIDGETON

Sanitas™ v.9.5.24 Software licensed to Jett Environmental Consulting. UG

Within Limit

Prediction Limit

Intrawell Parametric

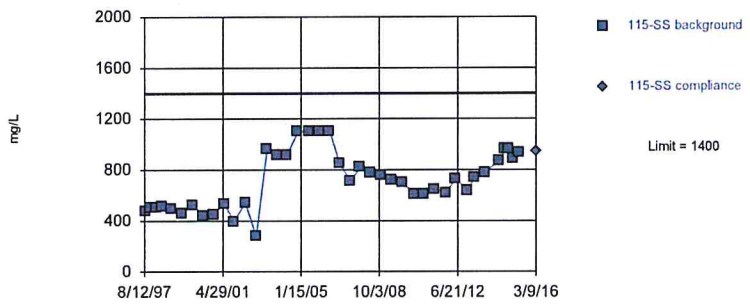

Background Data Summary (based on square root transformation): Mean=26.46, Std. Dev.=4.163, n=40. Normality test: Shapiro Wilk @alpha = 0.01, calculated = 0.9609, critical = 0.919. Kappa = 2.616 (c=34, w=9, 1 of 2, event alpha = 0.026). Report alpha = 0.00008608. EPA 1989 outlier screening was performed on the background data (to establish suspected outliers for Dixon's/Rosner's). No background outliers were found.

Constituent: Hardness Total Analysis Run 5/3/2016 8:28 AM

Bridgeton LF Client: RSI Data: BRIDGETON

Sanitas™ v.9.5.24 Software licensed to Jett Environmental Consulting. UG

Within Limit

Prediction Limit

Intrawell Parametric

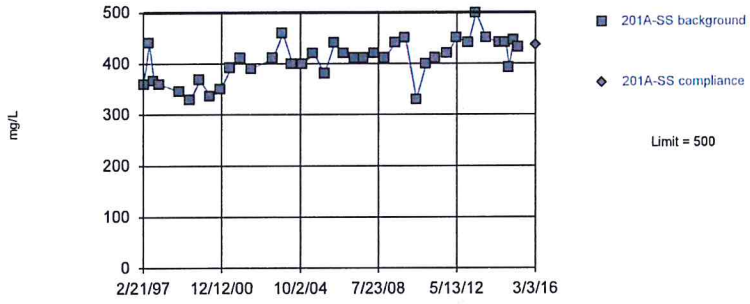

Background Data Summary (based on square transformation): Mean=166992, Std. Dev.=31934, n=39. Normality test: Shapiro Wilk @alpha = 0.01, calculated = 0.9649, critical = 0.917. Kappa = 2.626 (c=34, w=9, 1 of 2, event alpha = 0.026). Report alpha = 0.00008608. Rosner's outlier test was performed on the background data. One background outlier was removed: 120 (11/19/2002).

Constituent: Hardness Total Analysis Run 5/3/2016 8:28 AM

Bridgeton LF Client: RSI Data: BRIDGETON

Sanitas™ v.9.5.24 Software licensed to Jett Environmental Consulting. UG

Within Limit

Prediction Limit

Intrawell Parametric

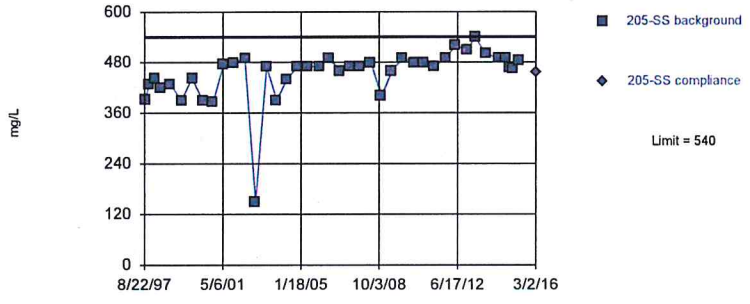

Background Data Summary (based on x^5 transformation): Mean=2.2e13, Std. Dev.=9.0e12, n=40. Normality test: Shapiro Wilk @alpha = 0.01, calculated = 0.9654, critical = 0.919. Kappa = 2.616 (c=34, w=9, 1 of 2, event alpha = 0.026). Report alpha = 0.00008608. After outlier removal distribution was non-normal, so outlier results were invalidated.

Constituent: Hardness Total Analysis Run 5/3/2016 8:28 AM

Bridgeton LF Client: RSI Data: BRIDGETON

Sanitas™ v.9.5.24 Software licensed to Jett Environmental Consulting. UG

Hollow symbols indicate censored values.

Within Limit

Prediction Limit

Intrawell Non-parametric

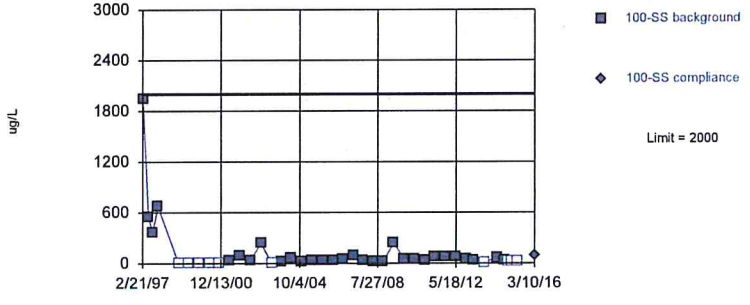

Non-parametric test used in lieu of parametric prediction limit because the Shapiro Wilk normality test showed the data to be non-normal at the 0.01 alpha level. Limit is highest of 40 background values. 25% NDs. Well-constituent pair annual alpha = 0.004602. Individual comparison alpha = 0.001152 (1 of 2). After outlier removal distribution was non-normal, so outlier results were invalidated.

Constituent: Iron Total Analysis Run 5/3/2016 8:28 AM

Bridgeton LF Client: RSI Data: BRIDGETON

Sanitas™ v.9.5.24 Software licensed to Jett Environmental Consulting, UG

Within Limit

Prediction Limit

Intrawell Parametric

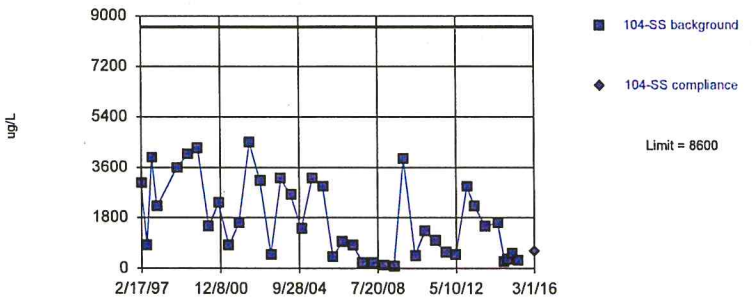

Background Data Summary (based on cube root transformation): Mean=10.96, Std. Dev.=3.646, n=40. Normality test: Shapiro Wilk @alpha = 0.01, calculated = 0.9386, critical = 0.919. Kappa = 2.616 (c=34, w=9, 1 of 2, event alpha = 0.026). Report alpha = 0.00008608. EPA 1989 outlier screening was performed on the background data (to establish suspected outliers for Dixon's/Rosner's). No background outliers were found.

Constituent: Iron Total Analysis Run 5/3/2016 8:28 AM

Bridgeton LF Client: RSI Data: BRIDGETON

Sanitas™ v.9.5.24 Software licensed to Jett Environmental Consulting, UG

Within Limit

Prediction Limit

Intrawell Parametric

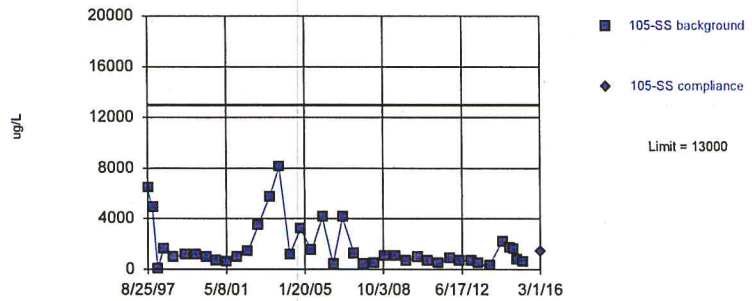

Background Data Summary (based on natural log transformation): Mean=7.052, Std. Dev.=0.9184, n=40. Normality test: Shapiro Wilk @alpha = 0.01, calculated = 0.9596, critical = 0.919. Kappa = 2.616 (c=34, w=9, 1 of 2, event alpha = 0.026). Report alpha = 0.00008608. EPA 1989 outlier screening was performed on the background data (to establish suspected outliers for Dixon's/Rosner's). No background outliers were found.

Constituent: Iron Total Analysis Run 5/3/2016 8:28 AM

Bridgeton LF Client: RSI Data: BRIDGETON

Sanitas™ v.9.5.24 Software licensed to Jett Environmental Consulting, UG

Within Limit

Prediction Limit

Intrawell Parametric

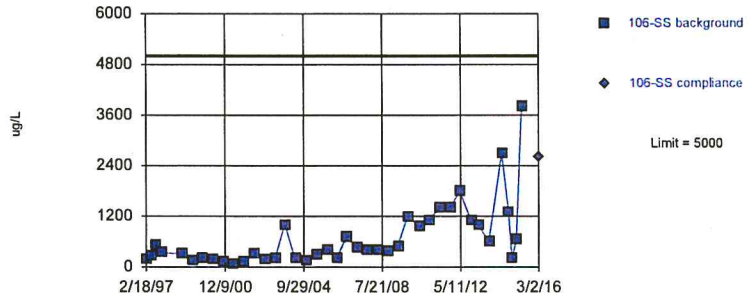

Background Data Summary (based on natural log transformation): Mean=6.103, Std. Dev.=0.921, n=40. Normality test: Shapiro Wilk @alpha = 0.01, calculated = 0.9678, critical = 0.919. Kappa = 2.616 (c=34, w=9, 1 of 2, event alpha = 0.026). Report alpha = 0.00008608. EPA 1989 outlier screening was performed on the background data (to establish suspected outliers for Dixon's/Rosner's). No background outliers were found.

Constituent: Iron Total Analysis Run 5/3/2016 8:28 AM

Bridgeton LF Client: RSI Data: BRIDGETON

Sanitas™ v.9.5.24 Software licensed to Jett Environmental Consulting, UG

Hollow symbols indicate censored values.

Within Limit

Prediction Limit

Intrawell Parametric

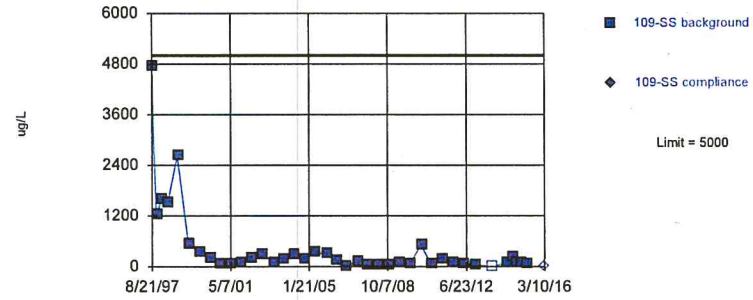

Background Data Summary (based on natural log transformation): Mean=5.098, Std. Dev.=1.304, n=39, 2.564% NDs. Normality test: Shapiro Wilk @alpha = 0.01, calculated = 0.9621, critical = 0.917. Kappa = 2.626 (c=34, w=9, 1 of 2, event alpha = 0.026). Report alpha = 0.00008608. Rosner's outlier test was performed on the background data. One background outlier was removed: <3 (4/11/2013).

Constituent: Iron Total Analysis Run 5/3/2016 8:28 AM

Bridgeton LF Client: RSI Data: BRIDGETON

Sanitas™ v.9.5.24 Software licensed to Jett Environmental Consulting, UG

Within Limit

Prediction Limit

Intrawell Parametric

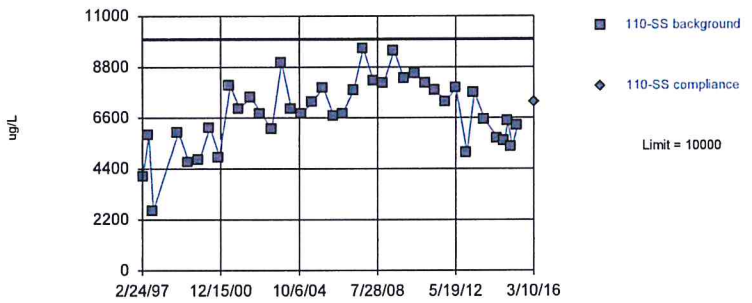

Background Data Summary (based on square transformation): Mean=4.9e7, Std. Dev.=2.0e7, n=39. Normality test: Shapiro Wilk @alpha = 0.01, calculated = 0.9841, critical = 0.917. Kappa = 2.626 (c=34, w=9, 1 of 2, event alpha = 0.026). Report alpha = 0.00008608. Rosner's outlier test was performed on the background data. One background outlier was removed: <18.2 (11/8/1997).

Constituent: Iron Total Analysis Run 5/3/2016 8:28 AM

Bridgeton LF Client: RSI Data: BRIDGETON

Sanitas™ v.9.5.24 Software licensed to Jett Environmental Consulting, UG

Within Limit

Prediction Limit

Intrawell Parametric

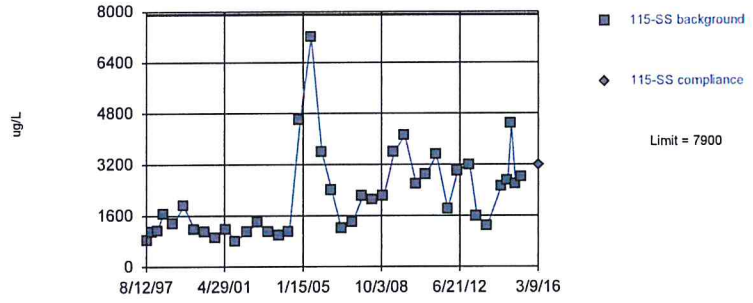

Background Data Summary (based on natural log transformation): Mean=7.55, Std. Dev.=0.5467, n=40. Normality test: Shapiro Wilk @alpha = 0.01, calculated = 0.9494, critical = 0.919. Kappa = 2.616 (c=34, w=9, 1 of 2, event alpha = 0.026). Report alpha = 0.00008608. EPA 1989 outlier screening was performed on the background data (to establish suspected outliers for Dixon's/Rosner's). No background outliers were found.

Constituent: Iron Total Analysis Run 5/3/2016 8:28 AM

Bridgeton LF Client: RSI Data: BRIDGETON

Sanitas™ v.9.5.24 Software licensed to Jett Environmental Consulting, UG

Within Limit

Prediction Limit

Intrawell Parametric

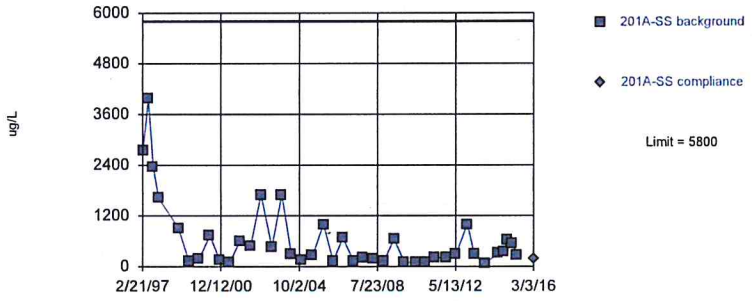

Background Data Summary (based on natural log transformation): Mean=5.9, Std. Dev.=1.058, n=40. Normality test: Shapiro Wilk @alpha = 0.01, calculated = 0.9514, critical = 0.919. Kappa = 2.616 (c=34, w=9, 1 of 2, event alpha = 0.026). Report alpha = 0.00008608. EPA 1989 outlier screening was performed on the background data (to establish suspected outliers for Dixon's/Rosner's). No background outliers were found.

Constituent: Iron Total Analysis Run 5/3/2016 8:28 AM

Bridgeton LF Client: RSI Data: BRIDGETON

Sanitas™ v.9.5.24 Software licensed to Jett Environmental Consulting, UG

Within Limit

Prediction Limit

Intrawell Parametric

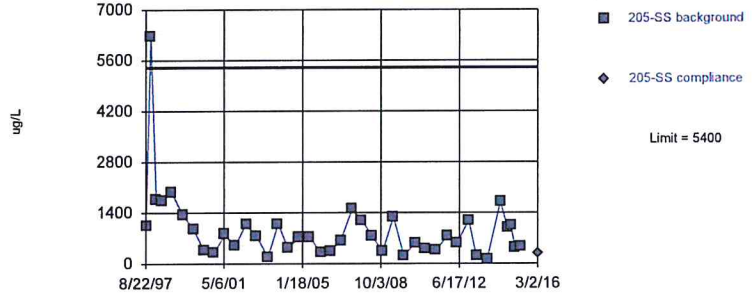

Background Data Summary (based on natural log transformation): Mean=6.53, Std. Dev.=0.7894, n=40. Normality test: Shapiro Wilk @alpha = 0.01, calculated = 0.9844, critical = 0.919. Kappa = 2.616 (c=34, w=9, 1 of 2, event alpha = 0.026). Report alpha = 0.00008608. EPA 1989 outlier screening was performed on the background data (to establish suspected outliers for Dixon's/Rosner's). No background outliers were found.

Constituent: Iron Total Analysis Run 5/3/2016 8:28 AM

Bridgeton LF Client: RSI Data: BRIDGETON

Sanitas™ v.9.5.24 Software licensed to Jett Environmental Consulting. UG
Hollow symbols indicate censored values.

Within Limit

Prediction Limit

Intrawell Non-parametric

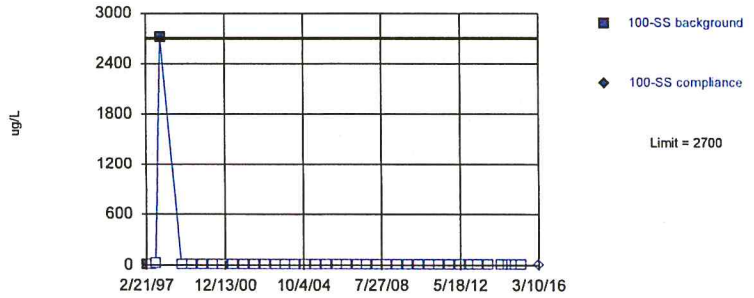

Non-parametric test used in lieu of parametric prediction limit because censored data exceeded 50%. Limit is highest of 40 background values. 95% NDs. Well-constituent pair annual alpha = 0.004602. Individual comparison alpha = 0.001152 (1 of 2). After outlier removal distribution was non-normal, so outlier results were invalidated.

Constituent: Lead Total Analysis Run 5/3/2016 8:28 AM
Bridgeton LF Client: RSI Data: BRIDGETON

Sanitas™ v.9.5.24 Software licensed to Jett Environmental Consulting. UG
Hollow symbols indicate censored values.

Within Limit

Prediction Limit

Intrawell Non-parametric

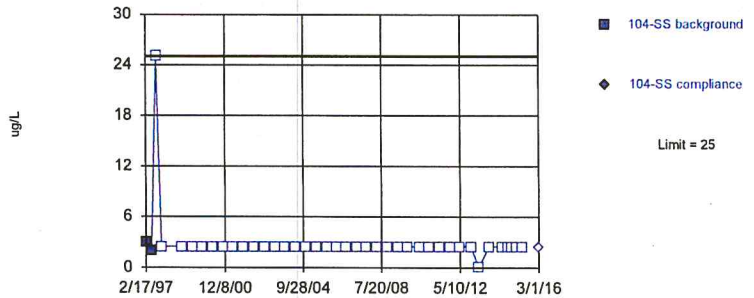

Non-parametric test used in lieu of parametric prediction limit because censored data exceeded 50%. Limit is highest of 40 background values. 95% NDs. Well-constituent pair annual alpha = 0.004602. Individual comparison alpha = 0.001152 (1 of 2). After outlier removal distribution was non-normal, so outlier results were invalidated.

Constituent: Lead Total Analysis Run 5/3/2016 8:28 AM
Bridgeton LF Client: RSI Data: BRIDGETON

Sanitas™ v.9.5.24 Software licensed to Jett Environmental Consulting. UG
Hollow symbols indicate censored values.

Within Limit

Prediction Limit

Intrawell Non-parametric

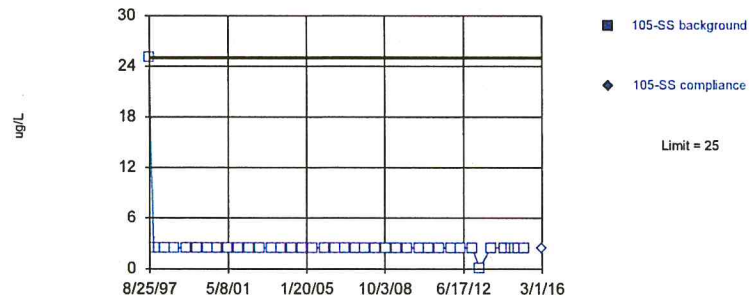

Non-parametric test used in lieu of parametric prediction limit because censored data exceeded 50%. Limit is highest of 40 background values. 100% NDs. Well-constituent pair annual alpha = 0.004602. Individual comparison alpha = 0.001152 (1 of 2). After outlier removal distribution was non-normal, so outlier results were invalidated.

Constituent: Lead Total Analysis Run 5/3/2016 8:28 AM
Bridgeton LF Client: RSI Data: BRIDGETON

Sanitas™ v.9.5.24 Software licensed to Jett Environmental Consulting. UG
Hollow symbols indicate censored values.

Within Limit

Prediction Limit

Intrawell Non-parametric

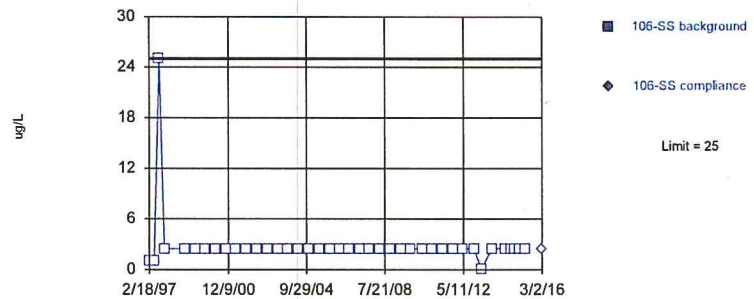

Non-parametric test used in lieu of parametric prediction limit because censored data exceeded 50%. Limit is highest of 40 background values. 100% NDs. Well-constituent pair annual alpha = 0.004602. Individual comparison alpha = 0.001152 (1 of 2). After outlier removal distribution was non-normal, so outlier results were invalidated.

Constituent: Lead Total Analysis Run 5/3/2016 8:28 AM
Bridgeton LF Client: RSI Data: BRIDGETON

Sanitas™ v.9.5.24 Software licensed to Jett Environmental Consulting, UG
Hollow symbols indicate censored values.

Within Limit

Prediction Limit

Intrawell Non-parametric

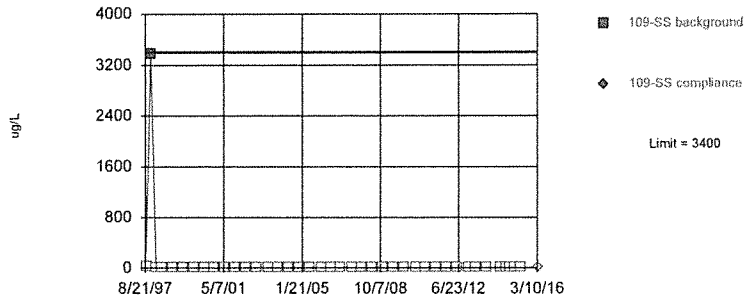

Non-parametric test used in lieu of parametric prediction limit because censored data exceeded 50%. Limit is highest of 40 background values. 97.5% NDs. Well-constituent pair annual alpha = 0.004602. Individual comparison alpha = 0.001152 (1 of 2). After outlier removal distribution was non-normal, so outlier results were invalidated.

Constituent: Lead Total Analysis Run 5/3/2016 8:28 AM
Bridgeton LF Client: RSI Data: BRIDGETON

Sanitas™ v.9.5.24 Software licensed to Jett Environmental Consulting, UG
Hollow symbols indicate censored values.

Within Limit

Prediction Limit

Intrawell Non-parametric

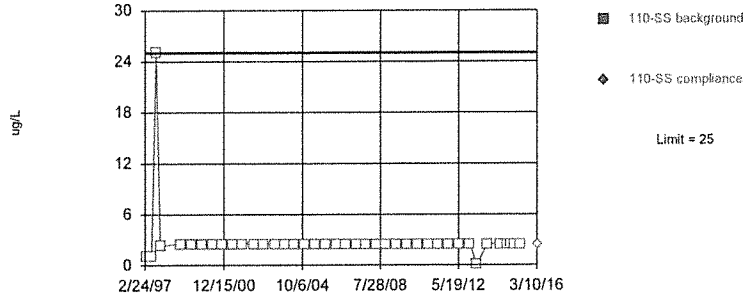

Non-parametric test used in lieu of parametric prediction limit because censored data exceeded 50%. Limit is highest of 40 background values. 100% NDs. Well-constituent pair annual alpha = 0.004602. Individual comparison alpha = 0.001152 (1 of 2). After outlier removal distribution was non-normal, so outlier results were invalidated.

Constituent: Lead Total Analysis Run 5/3/2016 8:28 AM
Bridgeton LF Client: RSI Data: BRIDGETON

Sanitas™ v.9.5.24 Software licensed to Jett Environmental Consulting, UG
Hollow symbols indicate censored values.

Within Limit

Prediction Limit

Intrawell Non-parametric

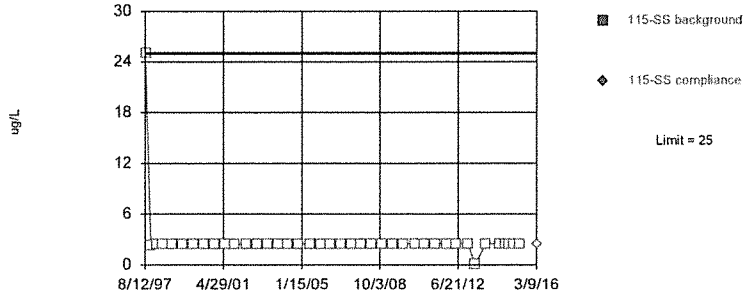

Non-parametric test used in lieu of parametric prediction limit because censored data exceeded 50%. Limit is highest of 40 background values. 100% NDs. Well-constituent pair annual alpha = 0.004602. Individual comparison alpha = 0.001152 (1 of 2). After outlier removal distribution was non-normal, so outlier results were invalidated.

Constituent: Lead Total Analysis Run 5/3/2016 8:28 AM
Bridgeton LF Client: RSI Data: BRIDGETON

Sanitas™ v.9.5.24 Software licensed to Jett Environmental Consulting, UG
Hollow symbols indicate censored values.

Within Limit

Prediction Limit

Intrawell Non-parametric

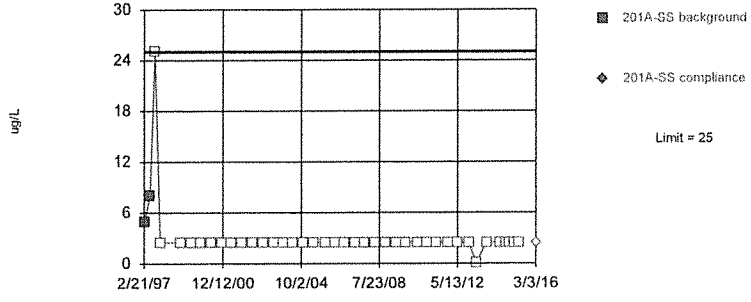

Non-parametric test used in lieu of parametric prediction limit because censored data exceeded 50%. Limit is highest of 40 background values. 95% NDs. Well-constituent pair annual alpha = 0.004602. Individual comparison alpha = 0.001152 (1 of 2). After outlier removal distribution was non-normal, so outlier results were invalidated.

Constituent: Lead Total Analysis Run 5/3/2016 8:28 AM
Bridgeton LF Client: RSI Data: BRIDGETON

Sanitas™ v.9.5.24 Software licensed to Jett Environmental Consulting, UG
Hollow symbols indicate censored values.

Within Limit

Prediction Limit

Intrawell Non-parametric

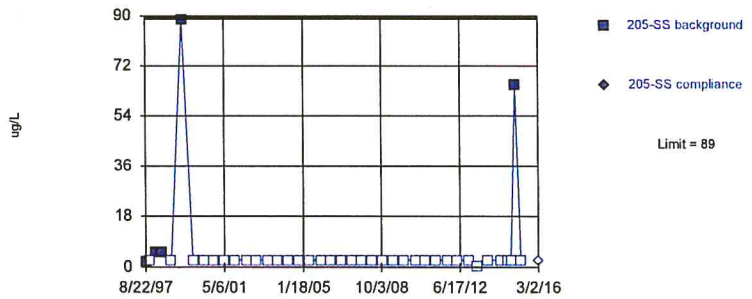

Non-parametric test used in lieu of parametric prediction limit because censored data exceeded 50%. Limit is highest of 40 background values. 87.5% NDs. Well-constituent pair annual alpha = 0.004602. Individual comparison alpha = 0.001152 (1 of 2). After outlier removal distribution was non-normal, so outlier results were invalidated.

Constituent: Lead Total Analysis Run 5/3/2016 8:28 AM
Bridgeton LF Client: RSI Data: BRIDGETON

Sanitas™ v.9.5.24 Software licensed to Jett Environmental Consulting, UG

Within Limit

Prediction Limit

Intrawell Parametric

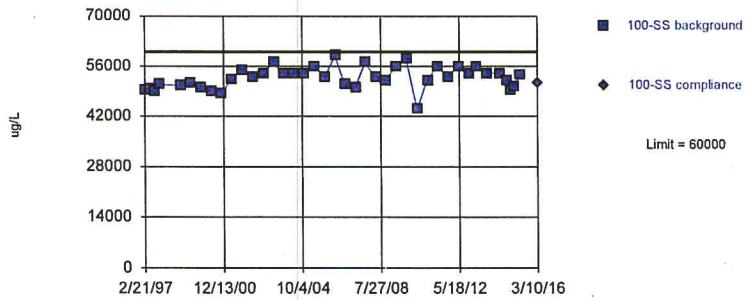

Background Data Summary (based on cube transformation): Mean=1.5e14, Std. Dev.=2.5e13, n=40. Normality test: Shapiro Wilk @alpha = 0.01, calculated = 0.9819, critical = 0.919. Kappa = 2.616 (c=34, w=9, 1 of 2, event alpha = 0.026). Report alpha = 0.00008608. Rosner's outlier test was performed on the background data. No background outliers were found.

Constituent: Magnesium Total Analysis Run 5/3/2016 8:28 AM
Bridgeton LF Client: RSI Data: BRIDGETON

Sanitas™ v.9.5.24 Software licensed to Jett Environmental Consulting, UG

Within Limit

Prediction Limit

Intrawell Parametric

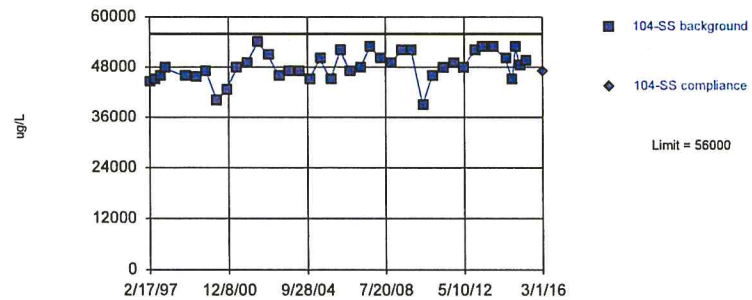

Background Data Summary (based on cube transformation): Mean=1.1e14, Std. Dev.=2.4e13, n=40. Normality test: Shapiro Wilk @alpha = 0.01, calculated = 0.9654, critical = 0.919. Kappa = 2.616 (c=34, w=9, 1 of 2, event alpha = 0.026). Report alpha = 0.00008608. EPA 1989 outlier screening was performed on the background data (to establish suspected outliers for Dixon's/Rosner's). No background outliers were found.

Constituent: Magnesium Total Analysis Run 5/3/2016 8:28 AM
Bridgeton LF Client: RSI Data: BRIDGETON

Sanitas™ v.9.5.24 Software licensed to Jett Environmental Consulting, UG

Within Limit

Prediction Limit

Intrawell Parametric

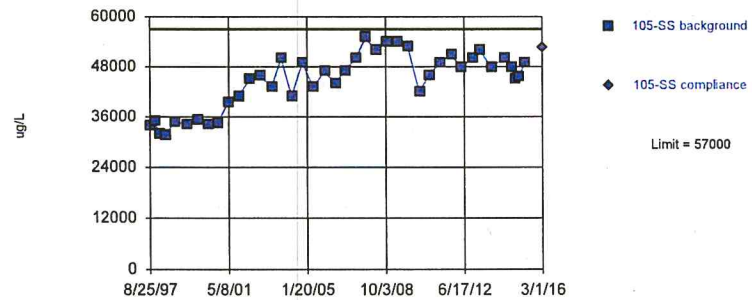

Background Data Summary (based on x^4 transformation): Mean=4.5e18, Std. Dev.=2.3e18, n=40. Normality test: Shapiro Wilk @alpha = 0.01, calculated = 0.944, critical = 0.919. Kappa = 2.616 (c=34, w=9, 1 of 2, event alpha = 0.026). Report alpha = 0.00008608. After outlier removal distribution was non-normal, so outlier results were invalidated.

Constituent: Magnesium Total Analysis Run 5/3/2016 8:28 AM
Bridgeton LF Client: RSI Data: BRIDGETON

Within Limit

Prediction Limit

Intrawell Parametric

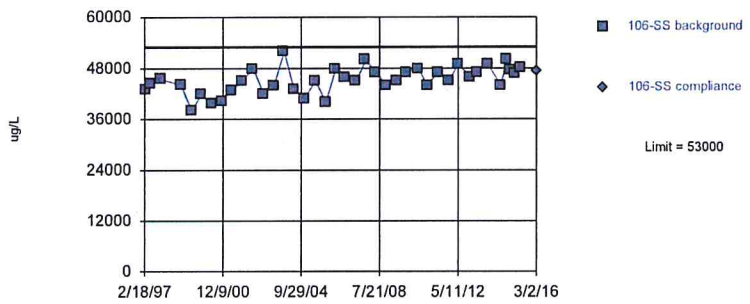

Background Data Summary (based on square transformation): Mean=2.1e9, Std. Dev.=2.8e8, n=39. Normality test: Shapiro Wilk @alpha = 0.01, calculated = 0.9877, critical = 0.917. Kappa = 2.626 (c=34, w=9, 1 of 2, event alpha = 0.026). Report alpha = 0.00008608. Rosner's outlier test was performed on the background data. One background outlier was removed: 28000 (8/25/1997).

Constituent: Magnesium Total Analysis Run 5/3/2016 8:28 AM

Bridgeton LF Client: RSI Data: BRIDGETON

Sanitas™ v.9.5.24 Software licensed to Jett Environmental Consulting, UG

Within Limit

Prediction Limit

Intrawell Parametric

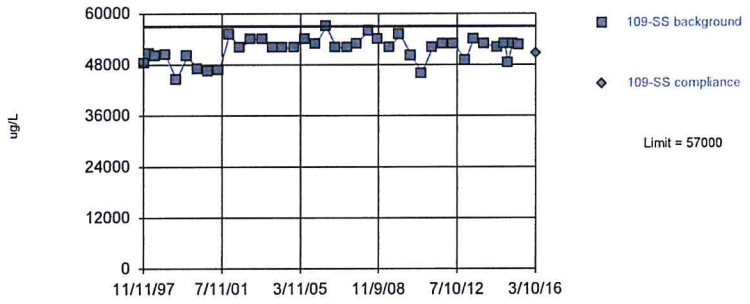

Background Data Summary (based on x^6 transformation): Mean=2.0e28, Std. Dev.=5.9e27, n=39. Normality test: Shapiro Wilk @alpha = 0.01, calculated = 0.9685, critical = 0.917. Kappa = 2.626 (c=34, w=9, 1 of 2, event alpha = 0.026). Report alpha = 0.00008608. Rosner's outlier test was performed on the background data. One background outlier was removed: 74000 (8/21/1997).

Constituent: Magnesium Total Analysis Run 5/3/2016 8:28 AM

Bridgeton LF Client: RSI Data: BRIDGETON

Sanitas™ v.9.5.24 Software licensed to Jett Environmental Consulting, UG

Within Limit

Prediction Limit

Intrawell Parametric

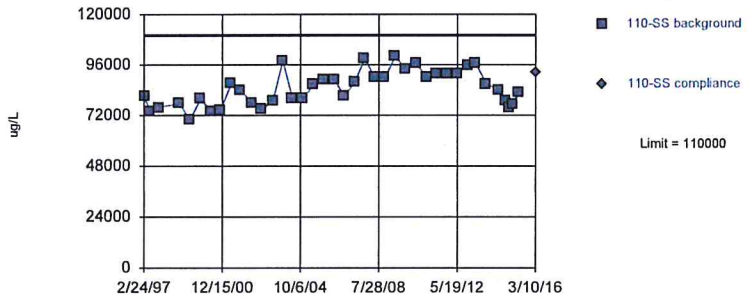

Background Data Summary (based on natural log transformation): Mean=11.35, Std. Dev.=0.09625, n=39. Normality test: Shapiro Wilk @alpha = 0.01, calculated = 0.9548, critical = 0.917. Kappa = 2.626 (c=34, w=9, 1 of 2, event alpha = 0.026). Report alpha = 0.00008608. Rosner's outlier test was performed on the background data. One background outlier was removed: 51000 (8/22/1997).

Constituent: Magnesium Total Analysis Run 5/3/2016 8:28 AM

Bridgeton LF Client: RSI Data: BRIDGETON

Sanitas™ v.9.5.24 Software licensed to Jett Environmental Consulting, UG

Within Limit

Prediction Limit

Intrawell Parametric



Background Data Summary (based on cube root transformation): Mean=42.67, Std. Dev.=3.364, n=40. Normality test: Shapiro Wilk @alpha = 0.01, calculated = 0.9636, critical = 0.919. Kappa = 2.616 (c=34, w=9, 1 of 2, event alpha = 0.026). Report alpha = 0.00008608. EPA 1989 outlier screening was performed on the background data (to establish suspected outliers for Dixon's/Rosner's). No background outliers were found.

Constituent: Magnesium Total Analysis Run 5/3/2016 8:28 AM

Bridgeton LF Client: RSI Data: BRIDGETON

Sanitas™ v.9.5.24 Software licensed to Jett Environmental Consulting, UG

Within Limit

Prediction Limit

Intrawell Parametric

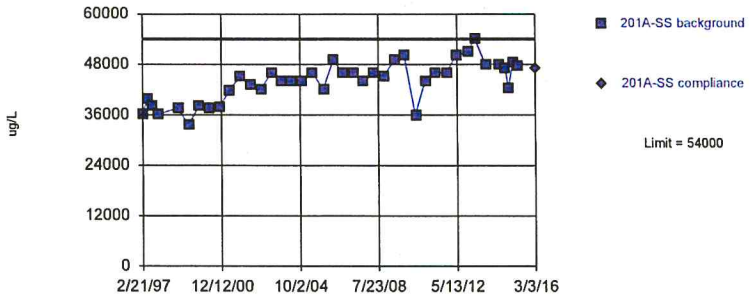

Background Data Summary (based on cube transformation): Mean=8.7e13, Std. Dev.=2.7e13, n=40. Normality test: Shapiro Wilk @alpha = 0.01, calculated = 0.9699, critical = 0.919. Kappa = 2.616 (c=34, w=9, 1 of 2, event alpha = 0.026). Report alpha = 0.00008608. EPA 1989 outlier screening was performed on the background data (to establish suspected outliers for Dixon's/Rosner's). No background outliers were found.

Constituent: Magnesium Total Analysis Run 5/3/2016 8:28 AM

Bridgeton LF Client: RSI Data: BRIDGETON

Sanitas™ v.9.5.24 Software licensed to Jett Environmental Consulting, UG

Within Limit

Prediction Limit

Intrawell Parametric

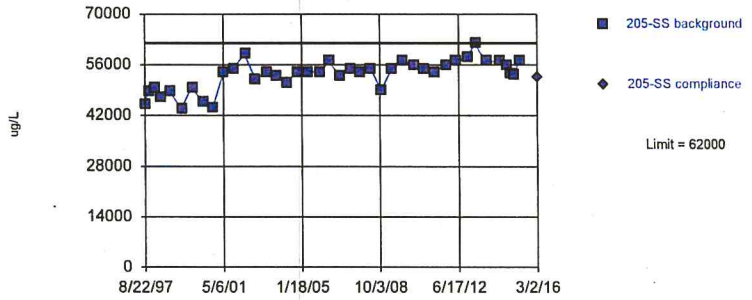

Background Data Summary (based on x^4 transformation): Mean=8.3e18, Std. Dev.=2.4e18, n=40. Normality test: Shapiro Wilk @alpha = 0.01, calculated = 0.9625, critical = 0.919. Kappa = 2.616 (c=34, w=9, 1 of 2, event alpha = 0.026). Report alpha = 0.00008608. EPA 1989 outlier screening was performed on the background data (to establish suspected outliers for Dixon's/Rosner's). No background outliers were found.

Constituent: Magnesium Total Analysis Run 5/3/2016 8:28 AM

Bridgeton LF Client: RSI Data: BRIDGETON

Sanitas™ v.9.5.24 Software licensed to Jett Environmental Consulting, UG

Hollow symbols indicate censored values.

Within Limit

Prediction Limit

Intrawell Non-parametric

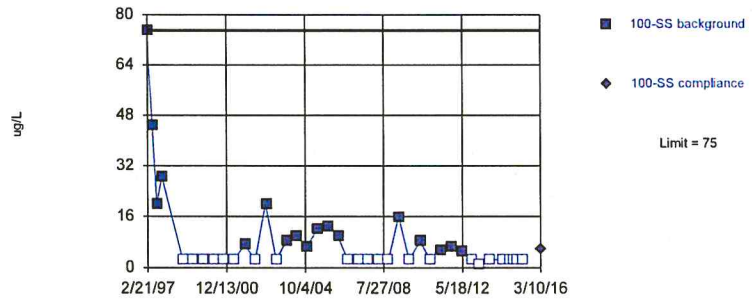

Non-parametric test used in lieu of parametric prediction limit because censored data exceeded 50%. Limit is highest of 40 background values. 57.5% NDs. Well-constituent pair annual alpha = 0.004602. Individual comparison alpha = 0.001152 (1 of 2). After outlier removal distribution was non-normal, so outlier results were invalidated.

Constituent: Manganese Total Analysis Run 5/3/2016 8:28 AM

Bridgeton LF Client: RSI Data: BRIDGETON

Sanitas™ v.9.5.24 Software licensed to Jett Environmental Consulting, UG

Hollow symbols indicate censored values.

Within Limit

Prediction Limit

Intrawell Parametric

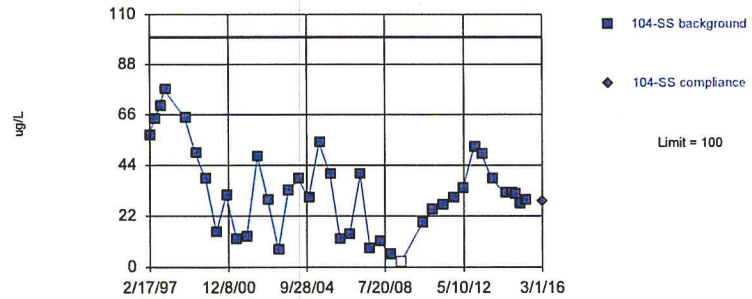

Background Data Summary (based on square root transformation): Mean=5.486, Std. Dev.=1.746, n=39, 2.564% NDs. Normality test: Shapiro Wilk @alpha = 0.01, calculated = 0.9696, critical = 0.917. Kappa = 2.626 (c=34, w=9, 1 of 2, event alpha = 0.026). Report alpha = 0.00008608. Rosner's outlier test was performed on the background data. One background outlier was removed: 160 (11/4/2009).

Constituent: Manganese Total Analysis Run 5/3/2016 8:28 AM

Bridgeton LF Client: RSI Data: BRIDGETON

Sanitas™ v.9.5.24 Software licensed to Jett Environmental Consulting. UG
Hollow symbols indicate censored values.

Exceeds Limit

Prediction Limit

Intrawell Parametric

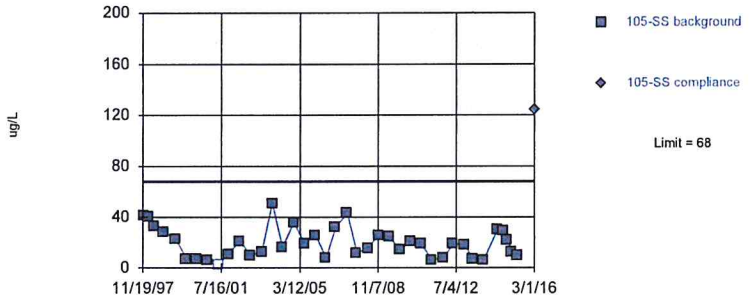

Background Data Summary (based on cube root transformation): Mean=2.59, Std. Dev.=0.5683, n=39, 2.564% NDs. Normality test: Shapiro Wilk @alpha = 0.01, calculated = 0.9742, critical = 0.917. Kappa = 2.626 (c=34, w=9, 1 of 2, event alpha = 0.026). Report alpha = 0.00008608. Rosner's outlier test was performed on the background data. One background outlier was removed: 240 (8/25/1997).

Constituent: Manganese Total Analysis Run 5/3/2016 8:28 AM
Bridgeton LF Client: RSI Data: BRIDGETON

Sanitas™ v.9.5.24 Software licensed to Jett Environmental Consulting. UG
Hollow symbols indicate censored values.

Within Limit

Prediction Limit

Intrawell Parametric

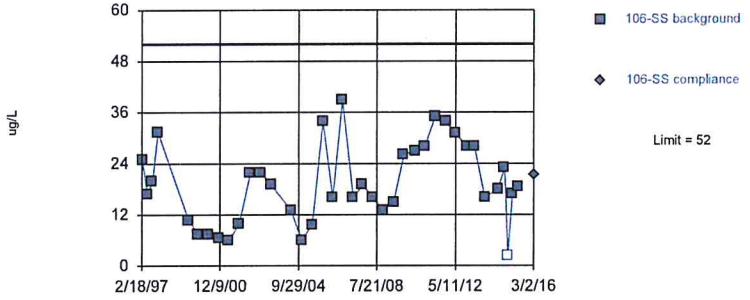

Background Data Summary (based on square root transformation): Mean=4.249, Std. Dev.=1.13, n=38, 2.632% NDs. Normality test: Shapiro Wilk @alpha = 0.01, calculated = 0.9715, critical = 0.916. Kappa = 2.635 (c=34, w=9, 1 of 2, event alpha = 0.026). Report alpha = 0.00008608. Rosner's outlier test was performed on the background data. Two background outliers were removed: 84.2 (11/11/1998); 270 (11/20/2003).

Constituent: Manganese Total Analysis Run 5/3/2016 8:28 AM
Bridgeton LF Client: RSI Data: BRIDGETON

Sanitas™ v.9.5.24 Software licensed to Jett Environmental Consulting. UG
Hollow symbols indicate censored values.

Within Limit

Prediction Limit

Intrawell Non-parametric

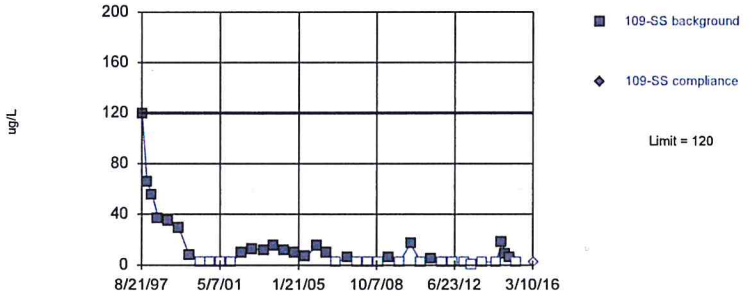

Non-parametric test used in lieu of parametric prediction limit because the Shapiro Wilk normality test showed the data to be non-normal at the 0.01 alpha level. Limit is highest of 40 background values. 42.5% NDs. Well-constituent pair annual alpha = 0.004602. Individual comparison alpha = 0.001152 (1 of 2). After outlier removal distribution was non-normal, so outlier results were invalidated.

Constituent: Manganese Total Analysis Run 5/3/2016 8:28 AM
Bridgeton LF Client: RSI Data: BRIDGETON

Sanitas™ v.9.5.24 Software licensed to Jett Environmental Consulting. UG

Within Limit

Prediction Limit

Intrawell Parametric

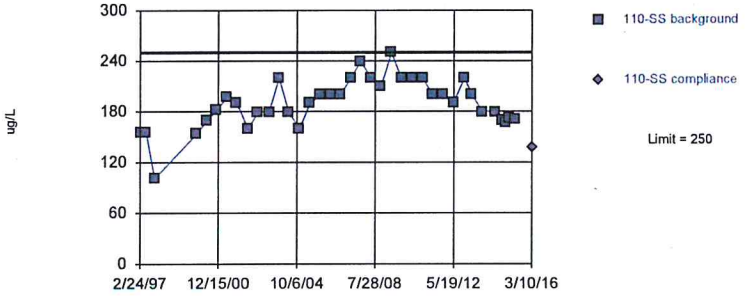

Background Data Summary (based on square transformation): Mean=36863, Std. Dev.=10568, n=37. Normality test: Shapiro Wilk @alpha = 0.01, calculated = 0.9697, critical = 0.914. Kappa = 2.645 (c=34, w=9, 1 of 2, event alpha = 0.026). Report alpha = 0.00008608. Rosner's outlier test was performed on the background data. Three background outliers were removed: 20 (8/22/1997); 70.8 (11/13/1998); 54.5 (5/18/1999).

Constituent: Manganese Total Analysis Run 5/3/2016 8:28 AM
Bridgeton LF Client: RSI Data: BRIDGETON

Sanitas™ v.9.5.24 Software licensed to Jett Environmental Consulting. UG
Hollow symbols indicate censored values.

Within Limit

Prediction Limit

Intrawell Non-parametric

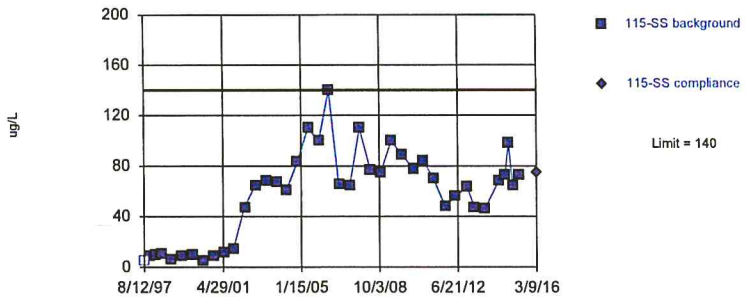

Non-parametric test used in lieu of parametric prediction limit because the Shapiro Wilk normality test showed the data to be non-normal at the 0.01 alpha level. Limit is highest of 40 background values. 2.5% NDs. Well-constituent pair annual alpha = 0.004602. Individual comparison alpha = 0.001152 (1 of 2). After outlier removal distribution was non-normal, so outlier results were invalidated.

Constituent: Manganese Total Analysis Run 5/3/2016 8:28 AM

Bridgeton LF Client: RSI Data: BRIDGETON

Sanitas™ v.9.5.24 Software licensed to Jett Environmental Consulting. UG

Within Limit

Prediction Limit

Intrawell Parametric

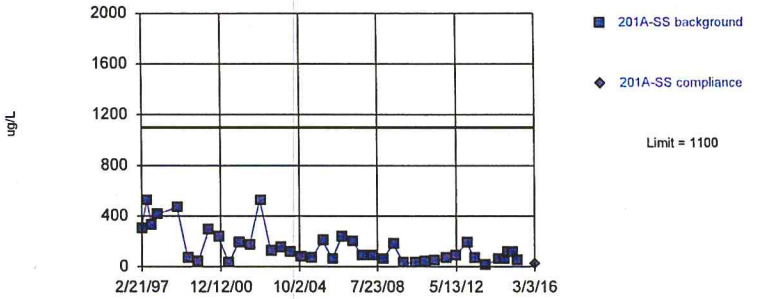

Background Data Summary (based on natural log transformation): Mean=4.69, Std. Dev.=0.8887, n=40. Normality test: Shapiro Wilk @alpha = 0.01, calculated = 0.9728, critical = 0.919. Kappa = 2.616 (c=34, w=9, 1 of 2, event alpha = 0.026). Report alpha = 0.00008608. EPA 1989 outlier screening was performed on the background data (to establish suspected outliers for Dixon's/Rosner's). No background outliers were found.

Constituent: Manganese Total Analysis Run 5/3/2016 8:28 AM

Bridgeton LF Client: RSI Data: BRIDGETON

Sanitas™ v.9.5.24 Software licensed to Jett Environmental Consulting. UG
Hollow symbols indicate censored values.

Within Limit

Prediction Limit

Intrawell Parametric

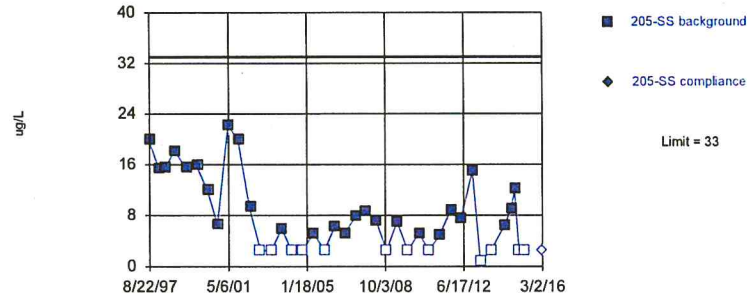

Background Data Summary (based on cube root transformation) (after Kaplan-Meier Adjustment): Mean=1.78, Std. Dev.=0.54, n=39, 30.77% NDs. Normality test: Shapiro Wilk @alpha = 0.01, calculated = 0.9305, critical = 0.917. Kappa = 2.626 (c=34, w=9, 1 of 2, event alpha = 0.026). Report alpha = 0.00008608. Rosner's outlier test was performed on the background data. One background outlier was removed: 101 (11/8/1997).

Constituent: Manganese Total Analysis Run 5/3/2016 8:28 AM

Bridgeton LF Client: RSI Data: BRIDGETON

Sanitas™ v.9.5.24 Software licensed to Jett Environmental Consulting. UG
Hollow symbols indicate censored values.

Within Limit

Prediction Limit

Intrawell Non-parametric

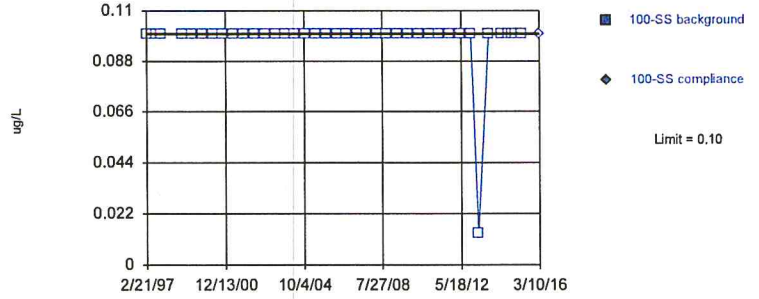

Non-parametric test used in lieu of parametric prediction limit because censored data exceeded 50%. Limit is highest of 40 background values. 100% NDs. Well-constituent pair annual alpha = 0.004602. Individual comparison alpha = 0.001152 (1 of 2). After outlier removal distribution was non-normal, so outlier results were invalidated.

Constituent: Mercury Total Analysis Run 5/3/2016 8:28 AM

Bridgeton LF Client: RSI Data: BRIDGETON

Sanitas™ v.9.5.24 Software licensed to Jett Environmental Consulting, UG
Hollow symbols indicate censored values.

Within Limit

Prediction Limit

Intrawell Non-parametric

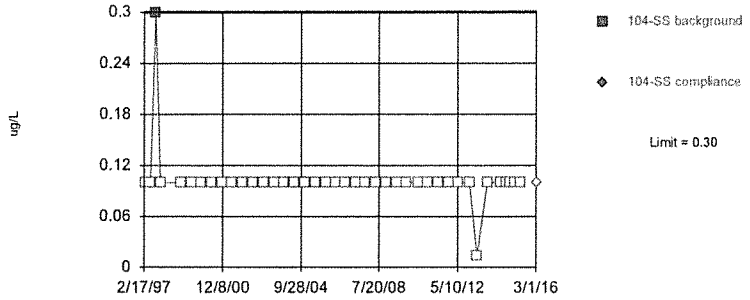

Non-parametric test used in lieu of parametric prediction limit because censored data exceeded 50%. Limit is highest of 40 background values. 97.5% NDs. Well-constituent pair annual alpha = 0.004602. Individual comparison alpha = 0.001152 (1 of 2). After outlier removal distribution was non-normal, so outlier results were invalidated.

Constituent: Mercury Total Analysis Run 5/3/2016 8:28 AM
Bridgeton LF Client: RSI Data: BRIDGETON

Sanitas™ v.9.5.24 Software licensed to Jett Environmental Consulting, UG
Hollow symbols indicate censored values.

Within Limit

Prediction Limit

Intrawell Non-parametric

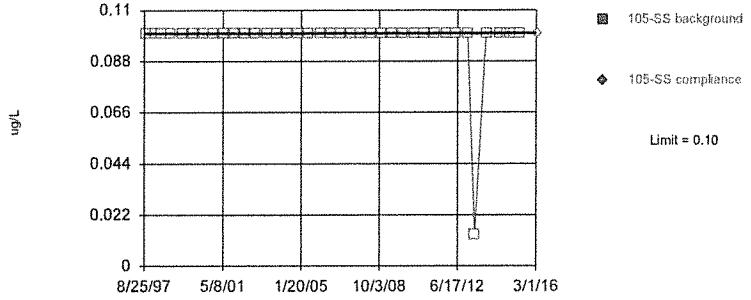

Non-parametric test used in lieu of parametric prediction limit because censored data exceeded 50%. Limit is highest of 40 background values. 100% NDs. Well-constituent pair annual alpha = 0.004602. Individual comparison alpha = 0.001152 (1 of 2). After outlier removal distribution was non-normal, so outlier results were invalidated.

Constituent: Mercury Total Analysis Run 5/3/2016 8:28 AM
Bridgeton LF Client: RSI Data: BRIDGETON

Sanitas™ v.9.5.24 Software licensed to Jett Environmental Consulting, UG
Hollow symbols indicate censored values.

Within Limit

Prediction Limit

Intrawell Non-parametric

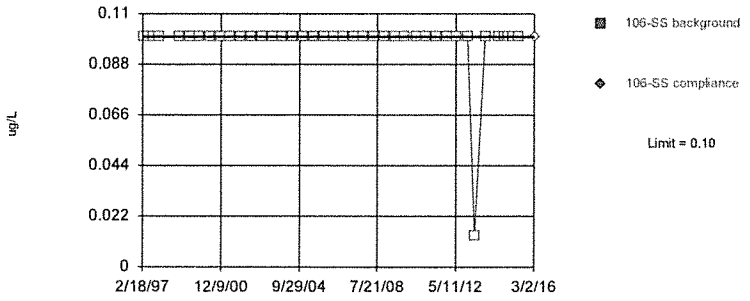

Non-parametric test used in lieu of parametric prediction limit because censored data exceeded 50%. Limit is highest of 40 background values. 100% NDs. Well-constituent pair annual alpha = 0.004602. Individual comparison alpha = 0.001152 (1 of 2). After outlier removal distribution was non-normal, so outlier results were invalidated.

Constituent: Mercury Total Analysis Run 5/3/2016 8:28 AM
Bridgeton LF Client: RSI Data: BRIDGETON

Sanitas™ v.9.5.24 Software licensed to Jett Environmental Consulting, UG
Hollow symbols indicate censored values.

Within Limit

Prediction Limit

Intrawell Non-parametric

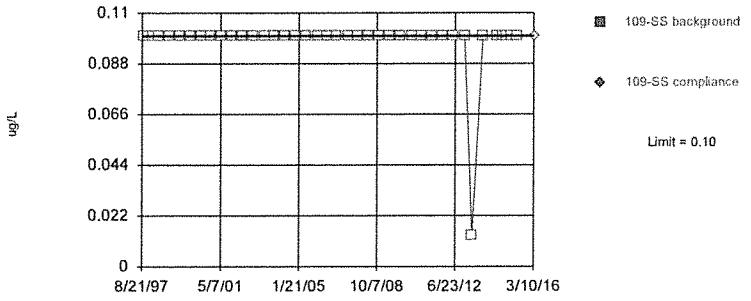

Non-parametric test used in lieu of parametric prediction limit because censored data exceeded 50%. Limit is highest of 40 background values. 100% NDs. Well-constituent pair annual alpha = 0.004602. Individual comparison alpha = 0.001152 (1 of 2). After outlier removal distribution was non-normal, so outlier results were invalidated.

Constituent: Mercury Total Analysis Run 5/3/2016 8:28 AM
Bridgeton LF Client: RSI Data: BRIDGETON

Sanitas™ v.9.5.24 Software licensed to Jett Environmental Consulting, UG
Hollow symbols indicate censored values.

Within Limit

Prediction Limit

Intrawell Non-parametric

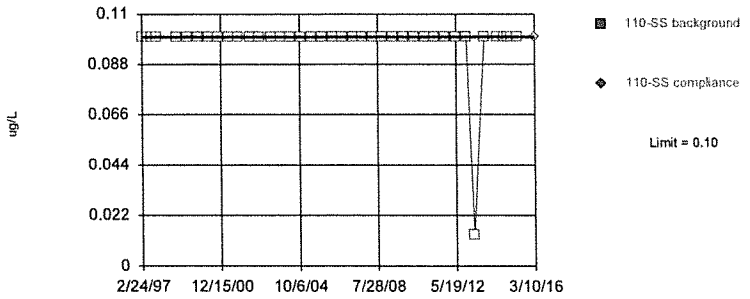

Non-parametric test used in lieu of parametric prediction limit because censored data exceeded 50%. Limit is highest of 40 background values. 100% NDs. Well-constituent pair annual alpha = 0.004602. Individual comparison alpha = 0.001152 (1 of 2). After outlier removal distribution was non-normal, so outlier results were invalidated.

Constituent: Mercury Total Analysis Run 5/3/2016 8:28 AM

Bridgeton LF Client: RSI Data: BRIDGETON

Sanitas™ v.9.5.24 Software licensed to Jett Environmental Consulting, UG
Hollow symbols indicate censored values.

Within Limit

Prediction Limit

Intrawell Non-parametric

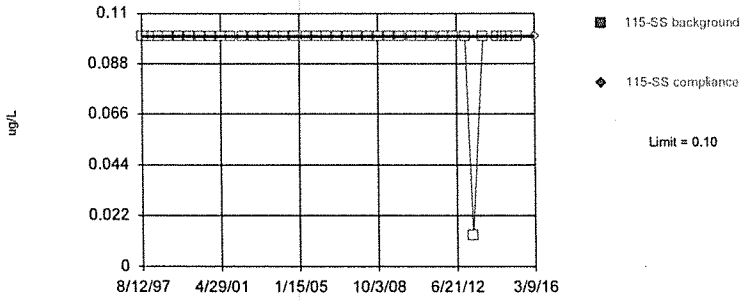

Non-parametric test used in lieu of parametric prediction limit because censored data exceeded 50%. Limit is highest of 40 background values. 100% NDs. Well-constituent pair annual alpha = 0.004602. Individual comparison alpha = 0.001152 (1 of 2). After outlier removal distribution was non-normal, so outlier results were invalidated.

Constituent: Mercury Total Analysis Run 5/3/2016 8:28 AM

Bridgeton LF Client: RSI Data: BRIDGETON

Sanitas™ v.9.5.24 Software licensed to Jett Environmental Consulting, UG
Hollow symbols indicate censored values.

Within Limit

Prediction Limit

Intrawell Non-parametric

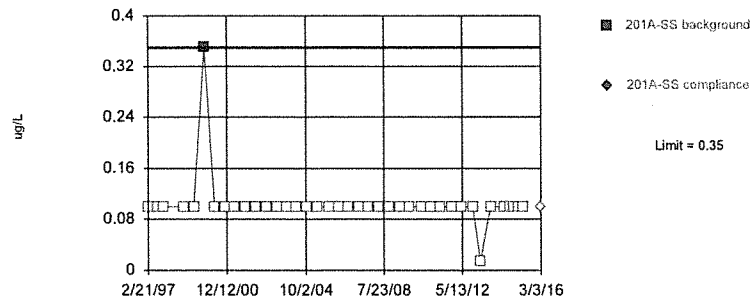

Non-parametric test used in lieu of parametric prediction limit because censored data exceeded 50%. Limit is highest of 40 background values. 97.5% NDs. Well-constituent pair annual alpha = 0.004602. Individual comparison alpha = 0.001152 (1 of 2). After outlier removal distribution was non-normal, so outlier results were invalidated.

Constituent: Mercury Total Analysis Run 5/3/2016 8:28 AM

Bridgeton LF Client: RSI Data: BRIDGETON

Sanitas™ v.9.5.24 Software licensed to Jett Environmental Consulting, UG
Hollow symbols indicate censored values.

Within Limit

Prediction Limit

Intrawell Non-parametric

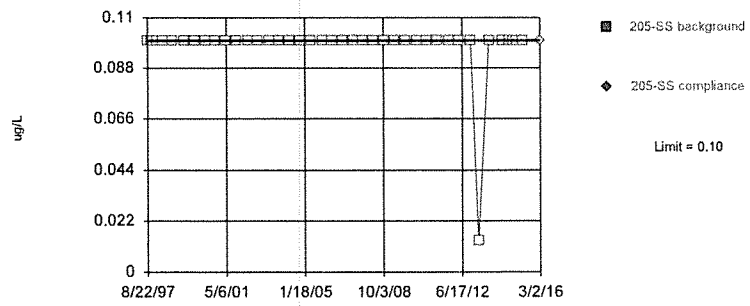

Non-parametric test used in lieu of parametric prediction limit because censored data exceeded 50%. Limit is highest of 40 background values. 100% NDs. Well-constituent pair annual alpha = 0.004602. Individual comparison alpha = 0.001152 (1 of 2). After outlier removal distribution was non-normal, so outlier results were invalidated.

Constituent: Mercury Total Analysis Run 5/3/2016 8:28 AM

Bridgeton LF Client: RSI Data: BRIDGETON

Sanitas™ v.9.5.24 Software licensed to Jett Environmental Consulting, UG
Hollow symbols indicate censored values.

Within Limit

Prediction Limit

Intrawell Parametric

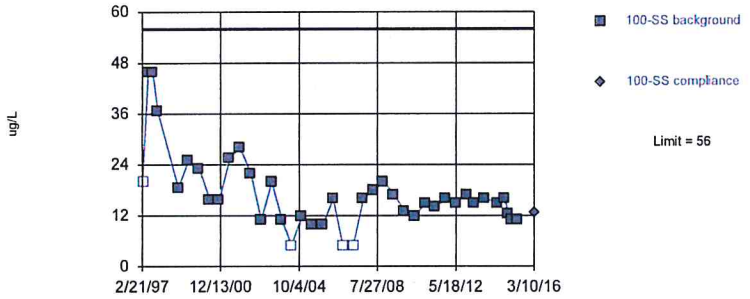

Background Data Summary (based on natural log transformation): Mean=2.743, Std. Dev.=0.491, n=40, 10% NDs. Normality test: Shapiro Wilk @alpha = 0.01, calculated = 0.9342, critical = 0.919. Kappa = 2.616 (c=34, w=9, 1 of 2, event alpha = 0.026). Report alpha = 0.00008608. EPA 1989 outlier screening was performed on the background data (to establish suspected outliers for Dixon's/Rosner's). No background outliers were found.

Constituent: Nickel Total Analysis Run 5/3/2016 8:28 AM
Bridgeton LF Client: RSI Data: BRIDGETON

Sanitas™ v.9.5.24 Software licensed to Jett Environmental Consulting, UG
Hollow symbols indicate censored values.

Within Limit

Prediction Limit

Intrawell Non-parametric

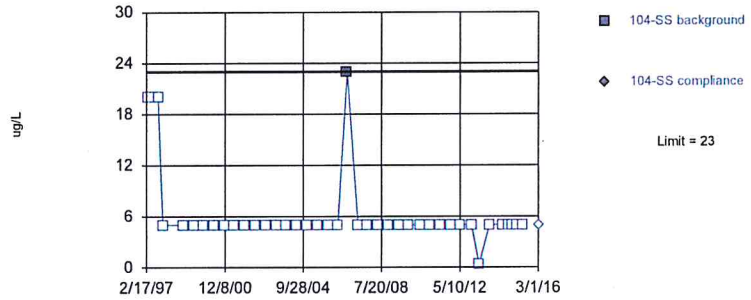

Non-parametric test used in lieu of parametric prediction limit because censored data exceeded 50%. Limit is highest of 40 background values. 97.5% NDs. Well-constituent pair annual alpha = 0.004602. Individual comparison alpha = 0.001152 (1 of 2). After outlier removal distribution was non-normal, so outlier results were invalidated.

Constituent: Nickel Total Analysis Run 5/3/2016 8:28 AM
Bridgeton LF Client: RSI Data: BRIDGETON

Sanitas™ v.9.5.24 Software licensed to Jett Environmental Consulting, UG
Hollow symbols indicate censored values.

Within Limit

Prediction Limit

Intrawell Non-parametric

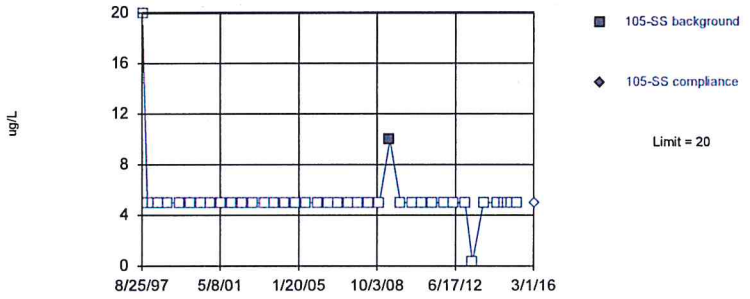

Non-parametric test used in lieu of parametric prediction limit because censored data exceeded 50%. Limit is highest of 40 background values. 97.5% NDs. Well-constituent pair annual alpha = 0.004602. Individual comparison alpha = 0.001152 (1 of 2). After outlier removal distribution was non-normal, so outlier results were invalidated.

Constituent: Nickel Total Analysis Run 5/3/2016 8:28 AM
Bridgeton LF Client: RSI Data: BRIDGETON

Sanitas™ v.9.5.24 Software licensed to Jett Environmental Consulting, UG
Hollow symbols indicate censored values.

Within Limit

Prediction Limit

Intrawell Non-parametric

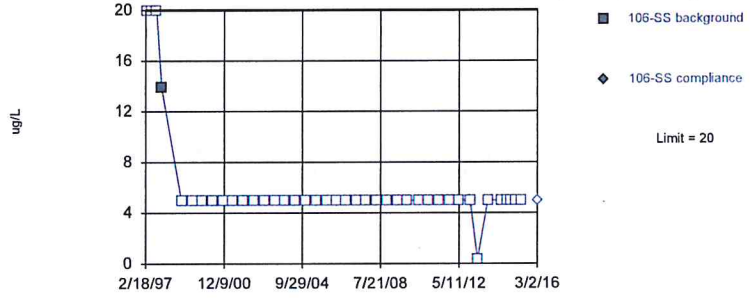

Non-parametric test used in lieu of parametric prediction limit because censored data exceeded 50%. Limit is highest of 40 background values. 97.5% NDs. Well-constituent pair annual alpha = 0.004602. Individual comparison alpha = 0.001152 (1 of 2). After outlier removal distribution was non-normal, so outlier results were invalidated.

Constituent: Nickel Total Analysis Run 5/3/2016 8:28 AM
Bridgeton LF Client: RSI Data: BRIDGETON

Sanitas™ v.9.5.24 Software licensed to Jett Environmental Consulting, UG
Hollow symbols indicate censored values.

Within Limit

Prediction Limit

Intrawell Non-parametric

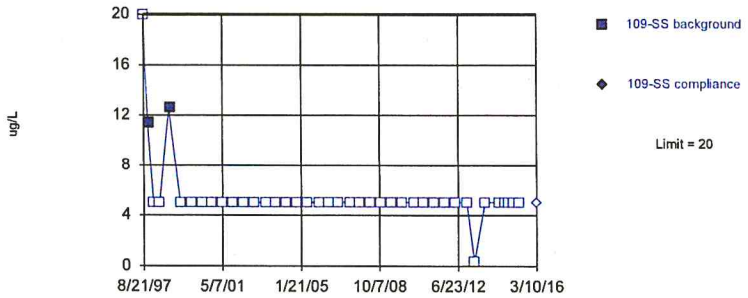

Non-parametric test used in lieu of parametric prediction limit because censored data exceeded 50%. Limit is highest of 40 background values. 95% NDs. Well-constituent pair annual alpha = 0.004602. Individual comparison alpha = 0.001152 (1 of 2). After outlier removal distribution was non-normal, so outlier results were invalidated.

Constituent: Nickel Total Analysis Run 5/3/2016 8:28 AM
Bridgeton LF Client: RSI Data: BRIDGETON

Sanitas™ v.9.5.24 Software licensed to Jett Environmental Consulting, UG
Hollow symbols indicate censored values.

Within Limit

Prediction Limit

Intrawell Non-parametric

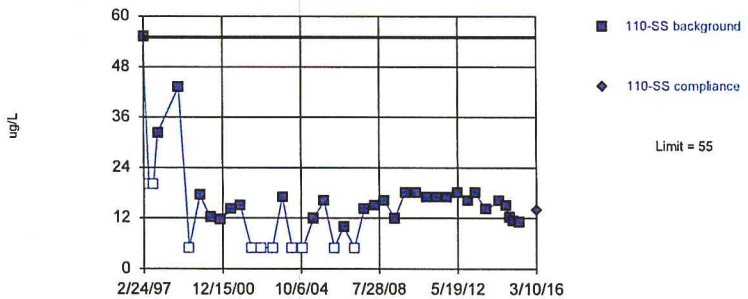

Non-parametric test used in lieu of parametric prediction limit because the Shapiro Wilk normality test showed the data to be non-normal at the 0.01 alpha level. Limit is highest of 40 background values. 25% NDs. Well-constituent pair annual alpha = 0.004602. Individual comparison alpha = 0.001152 (1 of 2). After outlier removal distribution was non-normal, so outlier results were invalidated.

Constituent: Nickel Total Analysis Run 5/3/2016 8:28 AM
Bridgeton LF Client: RSI Data: BRIDGETON

Sanitas™ v.9.5.24 Software licensed to Jett Environmental Consulting, UG
Hollow symbols indicate censored values.

Within Limit

Prediction Limit

Intrawell Non-parametric

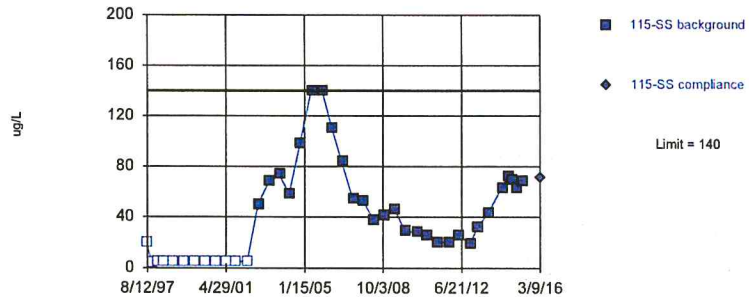

Non-parametric test used in lieu of parametric prediction limit because the Shapiro Wilk normality test showed the data to be non-normal at the 0.01 alpha level. Limit is highest of 40 background values. 30% NDs. Well-constituent pair annual alpha = 0.004602. Individual comparison alpha = 0.001152 (1 of 2). After outlier removal distribution was non-normal, so outlier results were invalidated.

Constituent: Nickel Total Analysis Run 5/3/2016 8:28 AM
Bridgeton LF Client: RSI Data: BRIDGETON

Sanitas™ v.9.5.24 Software licensed to Jett Environmental Consulting, UG
Hollow symbols indicate censored values.

Within Limit

Prediction Limit

Intrawell Non-parametric

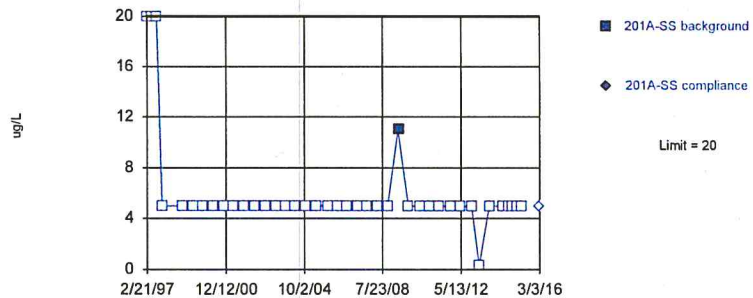

Non-parametric test used in lieu of parametric prediction limit because censored data exceeded 50%. Limit is highest of 40 background values. 97.5% NDs. Well-constituent pair annual alpha = 0.004602. Individual comparison alpha = 0.001152 (1 of 2). After outlier removal distribution was non-normal, so outlier results were invalidated.

Constituent: Nickel Total Analysis Run 5/3/2016 8:28 AM
Bridgeton LF Client: RSI Data: BRIDGETON

Sanitas™ v.9.5.24 Software licensed to Jett Environmental Consulting, UG
Hollow symbols indicate censored values.

Within Limit

Prediction Limit

Intrawell Non-parametric

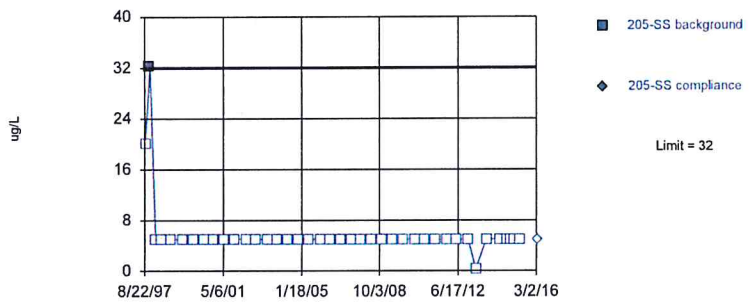

Non-parametric test used in lieu of parametric prediction limit because censored data exceeded 50%. Limit is highest of 40 background values. 97.5% NDs. Well-constituent pair annual alpha = 0.004602. Individual comparison alpha = 0.001152 (1 of 2). After outlier removal distribution was non-normal, so outlier results were invalidated.

Constituent: Nickel Total Analysis Run 5/3/2016 8:28 AM
Bridgeton LF Client: RSI Data: BRIDGETON

Sanitas™ v.9.5.24 Software licensed to Jett Environmental Consulting, UG
Hollow symbols indicate censored values.

Within Limit

Prediction Limit

Intrawell Non-parametric

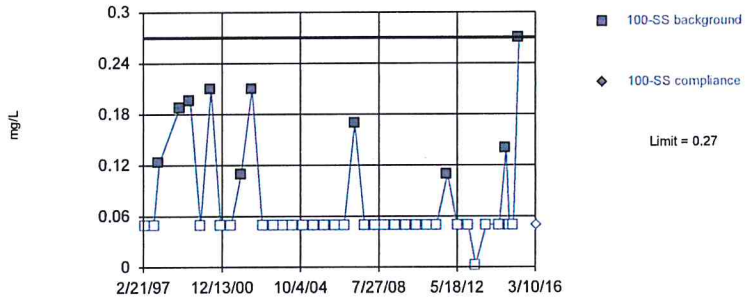

Non-parametric test used in lieu of parametric prediction limit because censored data exceeded 50%. Limit is highest of 40 background values. 75% NDs. Well-constituent pair annual alpha = 0.004602. Individual comparison alpha = 0.001152 (1 of 2). After outlier removal distribution was non-normal, so outlier results were invalidated.

Constituent: Nitrate/Nitrite Analysis Run 5/3/2016 8:28 AM
Bridgeton LF Client: RSI Data: BRIDGETON

Sanitas™ v.9.5.24 Software licensed to Jett Environmental Consulting, UG
Hollow symbols indicate censored values.

Within Limit

Prediction Limit

Intrawell Non-parametric

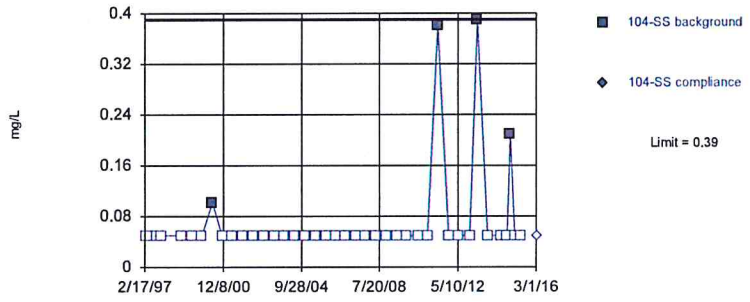

Non-parametric test used in lieu of parametric prediction limit because censored data exceeded 50%. Limit is highest of 40 background values. 90% NDs. Well-constituent pair annual alpha = 0.004602. Individual comparison alpha = 0.001152 (1 of 2). After outlier removal distribution was non-normal, so outlier results were invalidated.

Constituent: Nitrate/Nitrite Analysis Run 5/3/2016 8:28 AM
Bridgeton LF Client: RSI Data: BRIDGETON

Sanitas™ v.9.5.24 Software licensed to Jett Environmental Consulting, UG
Hollow symbols indicate censored values.

Within Limit

Prediction Limit

Intrawell Non-parametric

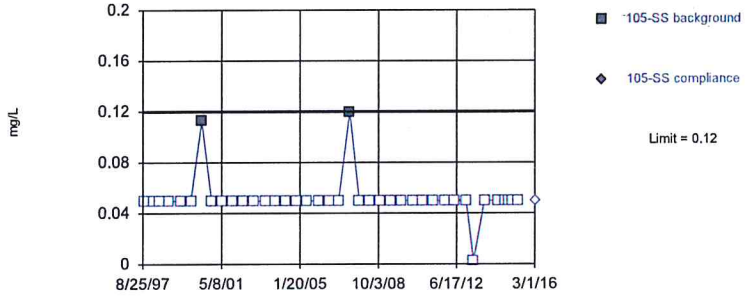

Non-parametric test used in lieu of parametric prediction limit because censored data exceeded 50%. Limit is highest of 40 background values. 95% NDs. Well-constituent pair annual alpha = 0.004602. Individual comparison alpha = 0.001152 (1 of 2). After outlier removal distribution was non-normal, so outlier results were invalidated.

Constituent: Nitrate/Nitrite Analysis Run 5/3/2016 8:28 AM
Bridgeton LF Client: RSI Data: BRIDGETON

Sanitas™ v.9.5.24 Software licensed to Jett Environmental Consulting. UG
Hollow symbols indicate censored values.

Within Limit

Prediction Limit

Intrawell Non-parametric

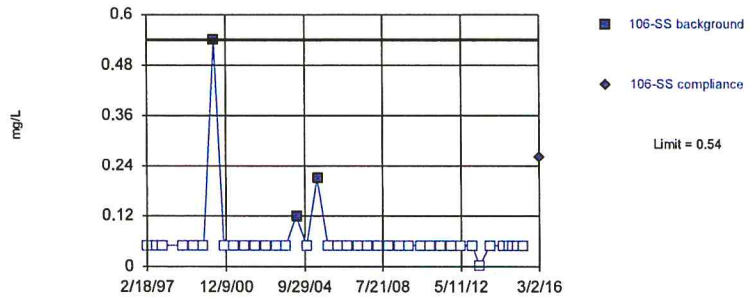

Non-parametric test used in lieu of parametric prediction limit because censored data exceeded 50%. Limit is highest of 40 background values. 92.5% NDs. Well-constituent pair annual alpha = 0.004602. Individual comparison alpha = 0.001152 (1 of 2). After outlier removal distribution was non-normal, so outlier results were invalidated.

Constituent: Nitrate/Nitrite Analysis Run 5/3/2016 8:28 AM

Bridgeton LF Client: RSI Data: BRIDGETON

Sanitas™ v.9.5.24 Software licensed to Jett Environmental Consulting. UG
Hollow symbols indicate censored values.

Within Limit

Prediction Limit

Intrawell Non-parametric

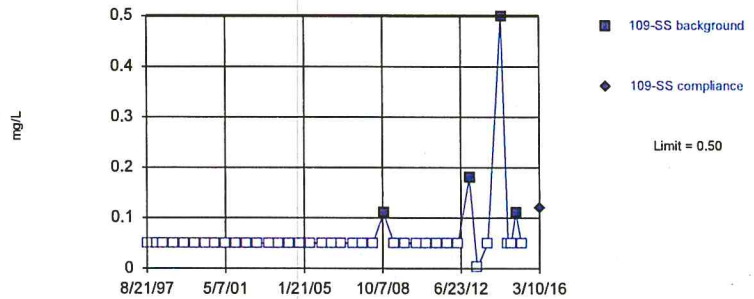

Non-parametric test used in lieu of parametric prediction limit because censored data exceeded 50%. Limit is highest of 40 background values. 90% NDs. Well-constituent pair annual alpha = 0.004602. Individual comparison alpha = 0.001152 (1 of 2). After outlier removal distribution was non-normal, so outlier results were invalidated.

Constituent: Nitrate/Nitrite Analysis Run 5/3/2016 8:28 AM

Bridgeton LF Client: RSI Data: BRIDGETON

Sanitas™ v.9.5.24 Software licensed to Jett Environmental Consulting. UG
Hollow symbols indicate censored values.

Within Limit

Prediction Limit

Intrawell Non-parametric

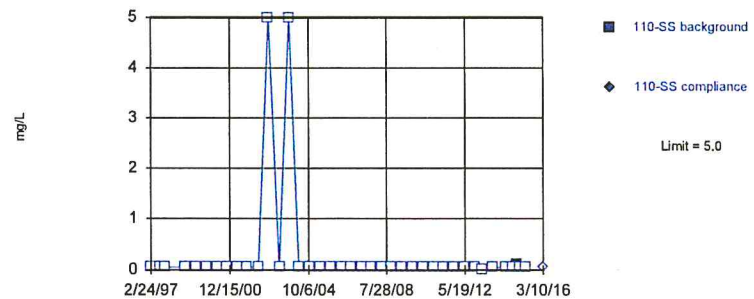

Non-parametric test used in lieu of parametric prediction limit because censored data exceeded 50%. Limit is highest of 40 background values. 97.5% NDs. Well-constituent pair annual alpha = 0.004602. Individual comparison alpha = 0.001152 (1 of 2). After outlier removal distribution was non-normal, so outlier results were invalidated.

Constituent: Nitrate/Nitrite Analysis Run 5/3/2016 8:28 AM

Bridgeton LF Client: RSI Data: BRIDGETON

Sanitas™ v.9.5.24 Software licensed to Jett Environmental Consulting. UG
Hollow symbols indicate censored values.

Within Limit

Prediction Limit

Intrawell Non-parametric

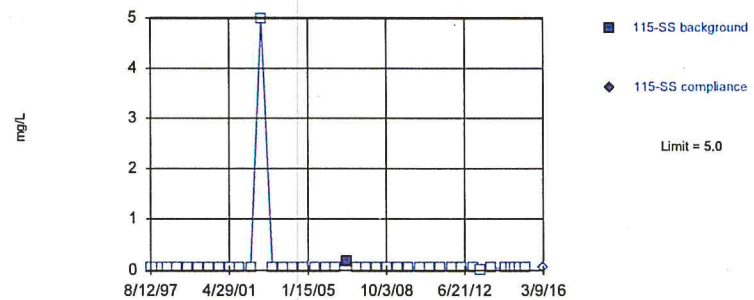

Non-parametric test used in lieu of parametric prediction limit because censored data exceeded 50%. Limit is highest of 40 background values. 97.5% NDs. Well-constituent pair annual alpha = 0.004602. Individual comparison alpha = 0.001152 (1 of 2). After outlier removal distribution was non-normal, so outlier results were invalidated.

Constituent: Nitrate/Nitrite Analysis Run 5/3/2016 8:28 AM

Bridgeton LF Client: RSI Data: BRIDGETON

Sanitas™ v.9.5.24 Software licensed to Jett Environmental Consulting. UG
Hollow symbols indicate censored values.

Exceeds Limit

Prediction Limit

Intrawell Non-parametric

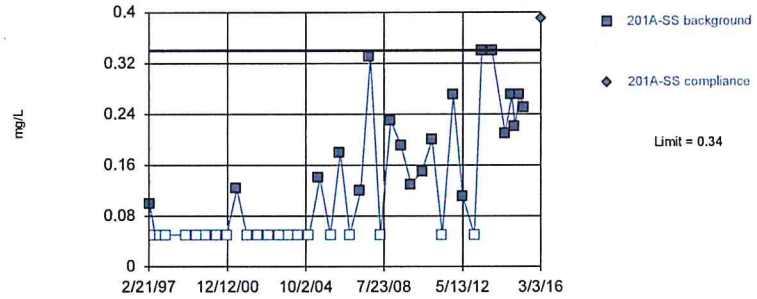

Non-parametric test used in lieu of parametric prediction limit because the Shapiro Wilk normality test showed the data to be non-normal at the 0.01 alpha level. Limit is highest of 40 background values. 50% NDs. Well-constituent pair annual alpha = 0.004602. Individual comparison alpha = 0.001152 (1 of 2). After outlier removal distribution was non-normal, so outlier results were invalidated.

Constituent: Nitrate/Nitrite Analysis Run 5/3/2016 8:28 AM
Bridgeton LF Client: RSI Data: BRIDGETON

Sanitas™ v.9.5.24 Software licensed to Jett Environmental Consulting. UG
Hollow symbols indicate censored values.

Within Limit

Prediction Limit

Intrawell Non-parametric

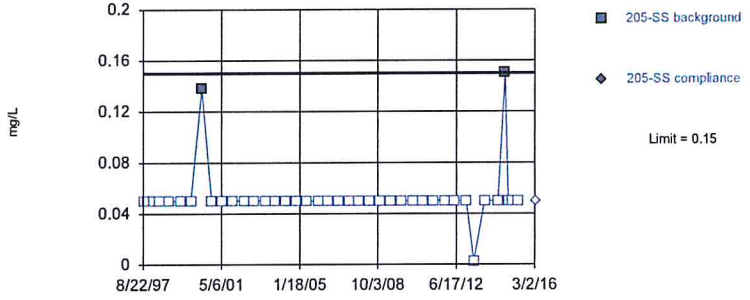

Non-parametric test used in lieu of parametric prediction limit because censored data exceeded 50%. Limit is highest of 40 background values. 95% NDs. Well-constituent pair annual alpha = 0.004602. Individual comparison alpha = 0.001152 (1 of 2). After outlier removal distribution was non-normal, so outlier results were invalidated.

Constituent: Nitrate/Nitrite Analysis Run 5/3/2016 8:28 AM
Bridgeton LF Client: RSI Data: BRIDGETON

Sanitas™ v.9.5.24 Software licensed to Jett Environmental Consulting. UG

Within Limits

Prediction Limit

Intrawell Non-parametric

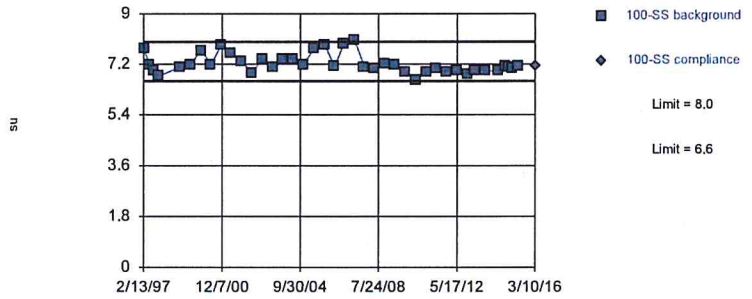

Non-parametric test used in lieu of parametric prediction limit because the Shapiro Wilk normality test showed the data to be non-normal at the 0.01 alpha level. Limits are highest and lowest of 40 background values. Well-constituent pair annual alpha = 0.009204. Individual comparison alpha = 0.002305 (1 of 2). After outlier removal distribution was non-normal, so outlier results were invalidated.

Constituent: pH [Field] Analysis Run 5/3/2016 8:28 AM
Bridgeton LF Client: RSI Data: BRIDGETON

Sanitas™ v.9.5.24 Software licensed to Jett Environmental Consulting. UG

Within Limits

Prediction Limit

Intrawell Parametric

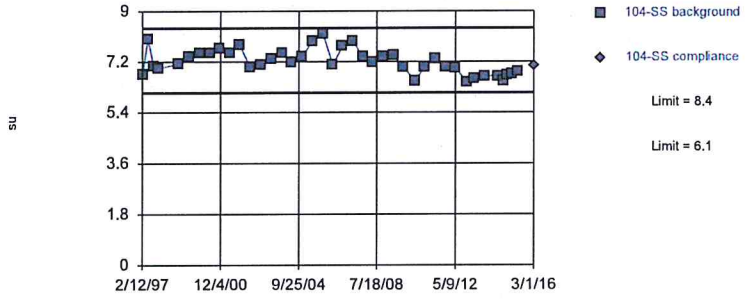

Background Data Summary (based on natural log transformation): Mean=1.973, Std. Dev.=0.061, n=40. Normality test: Shapiro Wilk @alpha = 0.01, calculated = 0.9683, critical = 0.919. Kappa = 2.616 (c=34, w=9, 1 of 2, event alpha = 0.026). Report alpha = 0.00008608. EPA 1989 outlier screening was performed on the background data (to establish suspected outliers for Dixon's/Rosner's). No background outliers were found.

Constituent: pH [Field] Analysis Run 5/3/2016 8:28 AM
Bridgeton LF Client: RSI Data: BRIDGETON

Sanitas™ v.9.5.24 Software licensed to Jett Environmental Consulting. UG

Within Limits

Prediction Limit

Intrawell Parametric

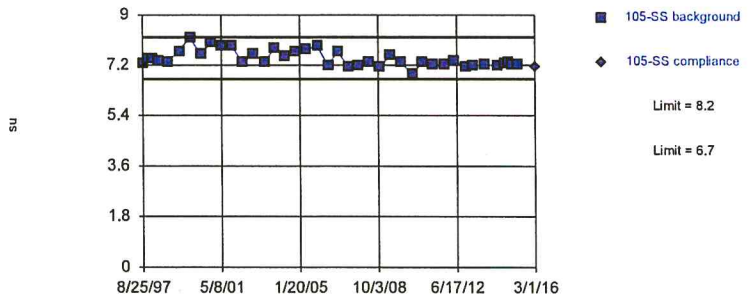

Background Data Summary (based on natural log transformation): Mean=2.005, Std. Dev.=0.0387, n=40. Normality test: Shapiro Wilk @alpha = 0.01, calculated = 0.9193, critical = 0.919. Kappa = 2.616 (c=34, w=9, 1 of 2, event alpha = 0.026). Report alpha = 0.00008608. EPA 1989 outlier screening was performed on the background data (to establish suspected outliers for Dixon's/Rosner's). No background outliers were found.

Constituent: pH [Field] Analysis Run 5/3/2016 8:29 AM

Bridgeton LF Client: RSI Data: BRIDGETON

Sanitas™ v.9.5.24 Software licensed to Jett Environmental Consulting. UG

Within Limits

Prediction Limit

Intrawell Parametric

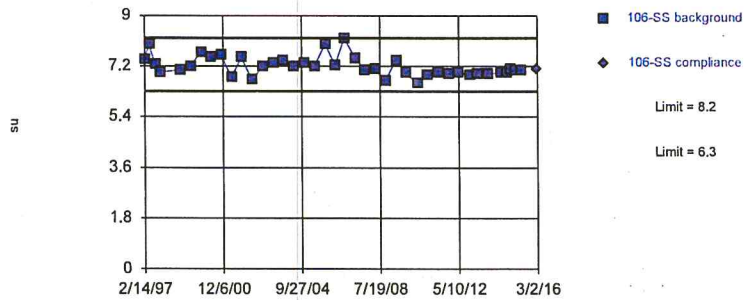

Background Data Summary (based on natural log transformation): Mean=1.971, Std. Dev.=0.04852, n=40. Normality test: Shapiro Wilk @alpha = 0.01, calculated = 0.9462, critical = 0.919. Kappa = 2.616 (c=34, w=9, 1 of 2, event alpha = 0.026). Report alpha = 0.00008608. EPA 1989 outlier screening was performed on the background data (to establish suspected outliers for Dixon's/Rosner's). No background outliers were found.

Constituent: pH [Field] Analysis Run 5/3/2016 8:29 AM

Bridgeton LF Client: RSI Data: BRIDGETON

Sanitas™ v.9.5.24 Software licensed to Jett Environmental Consulting. UG

Within Limits

Prediction Limit

Intrawell Parametric

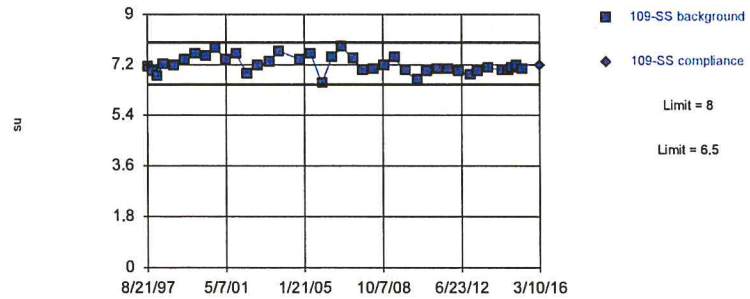

Background Data Summary (based on natural log transformation): Mean=1.973, Std. Dev.=0.04155, n=39. Normality test: Shapiro Wilk @alpha = 0.01, calculated = 0.9715, critical = 0.917. Kappa = 2.626 (c=34, w=9, 1 of 2, event alpha = 0.026). Report alpha = 0.00008608. Rosner's outlier test was performed on the background data. One background outlier was removed: 10.9 (5/11/2004).

Constituent: pH [Field] Analysis Run 5/3/2016 8:29 AM

Bridgeton LF Client: RSI Data: BRIDGETON

Sanitas™ v.9.5.24 Software licensed to Jett Environmental Consulting. UG

Within Limits

Prediction Limit

Intrawell Parametric

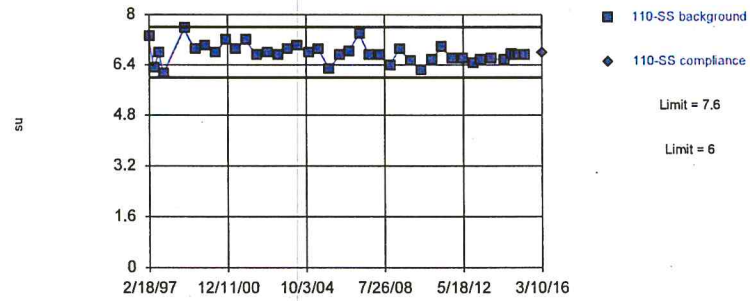

Background Data Summary (based on natural log transformation): Mean=1.911, Std. Dev.=0.04443, n=40. Normality test: Shapiro Wilk @alpha = 0.01, calculated = 0.9747, critical = 0.919. Kappa = 2.616 (c=34, w=9, 1 of 2, event alpha = 0.026). Report alpha = 0.00008608. EPA 1989 outlier screening was performed on the background data (to establish suspected outliers for Dixon's/Rosner's). No background outliers were found.

Constituent: pH [Field] Analysis Run 5/3/2016 8:29 AM

Bridgeton LF Client: RSI Data: BRIDGETON

Sanitas™ v.9.5.24 Software licensed to Jett Environmental Consulting, UG

Within Limits

Prediction Limit

Intrawell Parametric

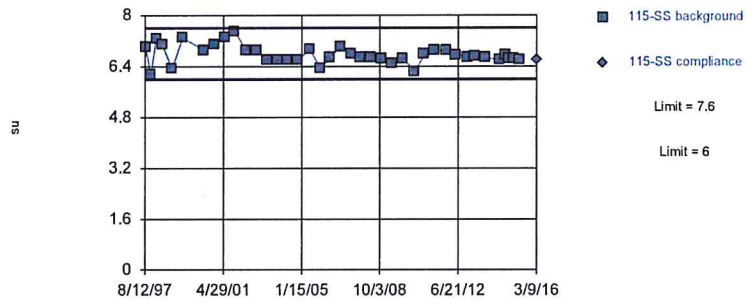

Background Data Summary (based on natural log transformation): Mean=1.911, Std. Dev.=0.04272, n=39. Normality test: Shapiro Wilk @alpha = 0.01, calculated = 0.9607, critical = 0.917. Kappa = 2.626 (c=34, w=9, 1 of 2, event alpha = 0.026). Report alpha = 0.00008608. Rosner's outlier test was performed on the background data. One background outlier was removed: 7.9 (11/19/1999).

Constituent: pH [Field] Analysis Run 5/3/2016 8:29 AM

Bridgeton LF Client: RSI Data: BRIDGETON

Sanitas™ v.9.5.24 Software licensed to Jett Environmental Consulting, UG

Within Limits

Prediction Limit

Intrawell Parametric

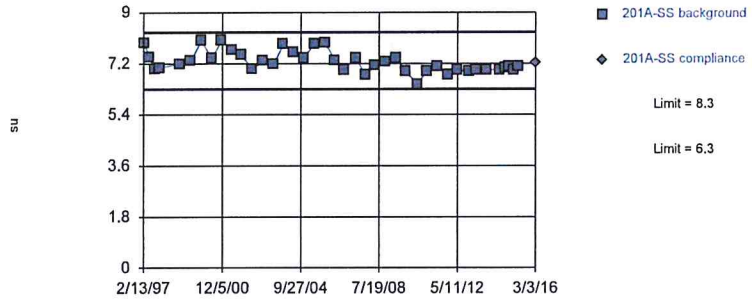

Background Data Summary (based on natural log transformation): Mean=1.981, Std. Dev.=0.05083, n=40. Normality test: Shapiro Wilk @alpha = 0.01, calculated = 0.9294, critical = 0.919. Kappa = 2.616 (c=34, w=9, 1 of 2, event alpha = 0.026). Report alpha = 0.00008608. EPA 1989 outlier screening was performed on the background data (to establish suspected outliers for Dixon's/Rosner's). No background outliers were found.

Constituent: pH [Field] Analysis Run 5/3/2016 8:29 AM

Bridgeton LF Client: RSI Data: BRIDGETON

Sanitas™ v.9.5.24 Software licensed to Jett Environmental Consulting, UG

Within Limits

Prediction Limit

Intrawell Parametric

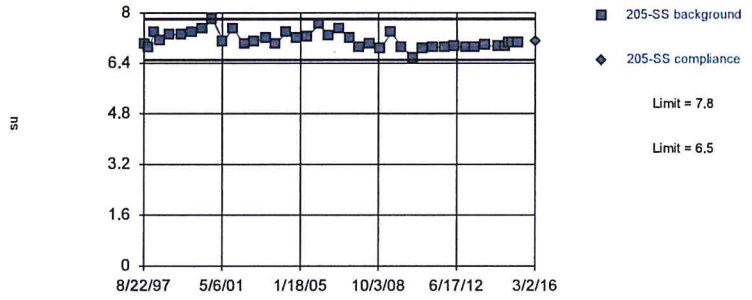

Background Data Summary (based on natural log transformation): Mean=1.964, Std. Dev.=0.03507, n=40. Normality test: Shapiro Wilk @alpha = 0.01, calculated = 0.9487, critical = 0.919. Kappa = 2.616 (c=34, w=9, 1 of 2, event alpha = 0.026). Report alpha = 0.00008608. EPA 1989 outlier screening was performed on the background data (to establish suspected outliers for Dixon's/Rosner's). No background outliers were found.

Constituent: pH [Field] Analysis Run 5/3/2016 8:29 AM

Bridgeton LF Client: RSI Data: BRIDGETON

Sanitas™ v.9.5.24 Software licensed to Jett Environmental Consulting, UG

Hollow symbols indicate censored values.

Within Limit

Prediction Limit

Intrawell Non-parametric

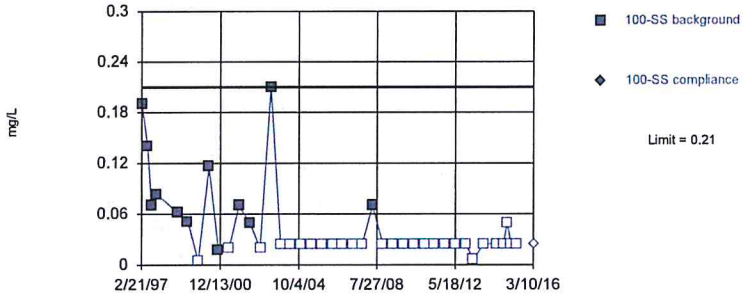

Non-parametric test used in lieu of parametric prediction limit because censored data exceeded 50%. Limit is highest of 40 background values. 70% NDs. Well-constituent pair annual alpha = 0.004602. Individual comparison alpha = 0.001152 (1 of 2). After outlier removal distribution was non-normal, so outlier results were invalidated.

Constituent: Phosphorus Total Analysis Run 5/3/2016 8:29 AM

Bridgeton LF Client: RSI Data: BRIDGETON

Sanitas™ v.9.5.24 Software licensed to Jett Environmental Consulting. UG
Hollow symbols indicate censored values.

Within Limit

Prediction Limit

Intrawell Non-parametric

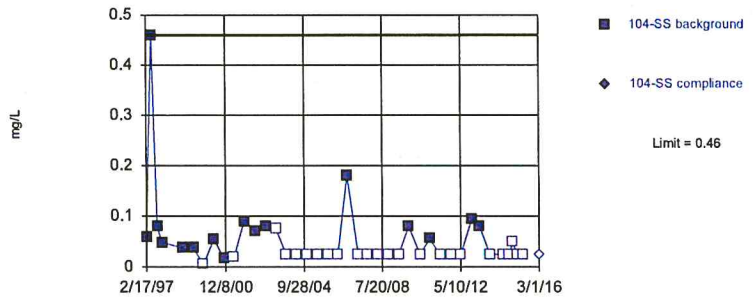

Non-parametric test used in lieu of parametric prediction limit because censored data exceeded 50%. Limit is highest of 40 background values. 60% NDs. Well-constituent pair annual alpha = 0.004602. Individual comparison alpha = 0.001152 (1 of 2). After outlier removal distribution was non-normal, so outlier results were invalidated.

Constituent: Phosphorus Total Analysis Run 5/3/2016 8:29 AM

Bridgeton LF Client: RSI Data: BRIDGETON

Sanitas™ v.9.5.24 Software licensed to Jett Environmental Consulting. UG
Hollow symbols indicate censored values.

Within Limit

Prediction Limit

Intrawell Non-parametric

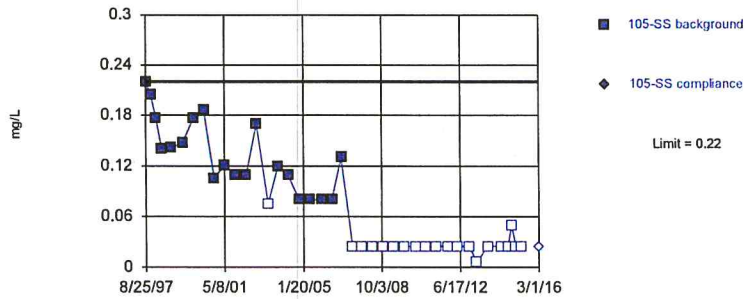

Non-parametric test used in lieu of parametric prediction limit because the Shapiro Wilk normality test showed the data to be non-normal at the 0.01 alpha level. Limit is highest of 40 background values. 50% NDs. Well-constituent pair annual alpha = 0.004602. Individual comparison alpha = 0.001152 (1 of 2). After outlier removal distribution was non-normal, so outlier results were invalidated.

Constituent: Phosphorus Total Analysis Run 5/3/2016 8:29 AM

Bridgeton LF Client: RSI Data: BRIDGETON

Sanitas™ v.9.5.24 Software licensed to Jett Environmental Consulting. UG
Hollow symbols indicate censored values.

Within Limit

Prediction Limit

Intrawell Non-parametric

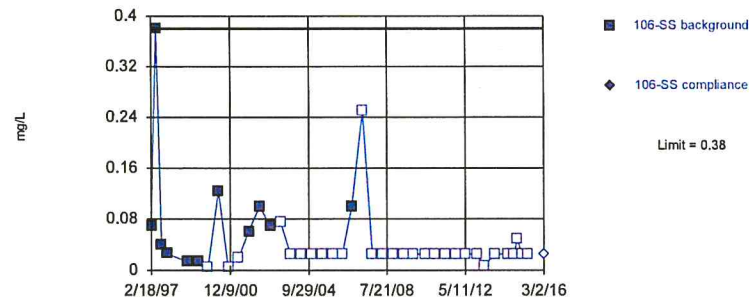

Non-parametric test used in lieu of parametric prediction limit because censored data exceeded 50%. Limit is highest of 40 background values. 72.5% NDs. Well-constituent pair annual alpha = 0.004602. Individual comparison alpha = 0.001152 (1 of 2). After outlier removal distribution was non-normal, so outlier results were invalidated.

Constituent: Phosphorus Total Analysis Run 5/3/2016 8:29 AM

Bridgeton LF Client: RSI Data: BRIDGETON

Sanitas™ v.9.5.24 Software licensed to Jett Environmental Consulting. UG
Hollow symbols indicate censored values.

Within Limit

Prediction Limit

Intrawell Non-parametric

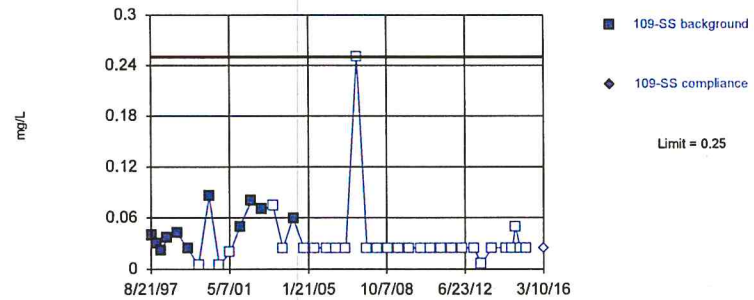

Non-parametric test used in lieu of parametric prediction limit because censored data exceeded 50%. Limit is highest of 40 background values. 72.5% NDs. Well-constituent pair annual alpha = 0.004602. Individual comparison alpha = 0.001152 (1 of 2). After outlier removal distribution was non-normal, so outlier results were invalidated.

Constituent: Phosphorus Total Analysis Run 5/3/2016 8:29 AM

Bridgeton LF Client: RSI Data: BRIDGETON

Sanitas™ v.9.5.24 Software licensed to Jett Environmental Consulting, UG
Hollow symbols indicate censored values.

Within Limit

Prediction Limit

Intrawell Parametric

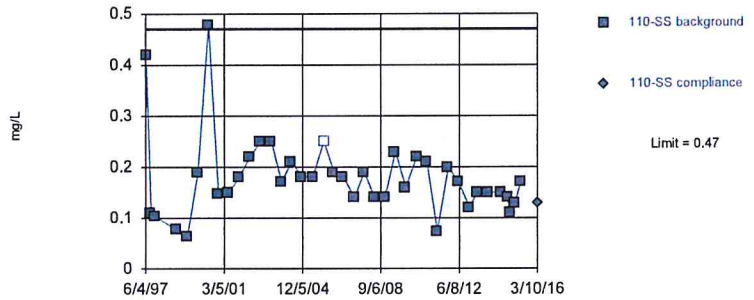

Background Data Summary (based on natural log transformation): Mean=-1.798, Std. Dev.=0.3985, n=39, 2.564% NDs. Normality test: Shapiro Wilk @alpha = 0.01, calculated = 0.957, critical = 0.917. Kappa = 2.626 (c=34, w=9, 1 of 2, event alpha = 0.026). Report alpha = 0.00008608. Rosner's outlier test was performed on the background data. One background outlier was removed: 1.4 (2/24/1997).

Constituent: Phosphorus Total Analysis Run 5/3/2016 8:29 AM
Bridgeton LF Client: RSI Data: BRIDGETON

Sanitas™ v.9.5.24 Software licensed to Jett Environmental Consulting, UG
Hollow symbols indicate censored values.

Within Limit

Prediction Limit

Intrawell Parametric

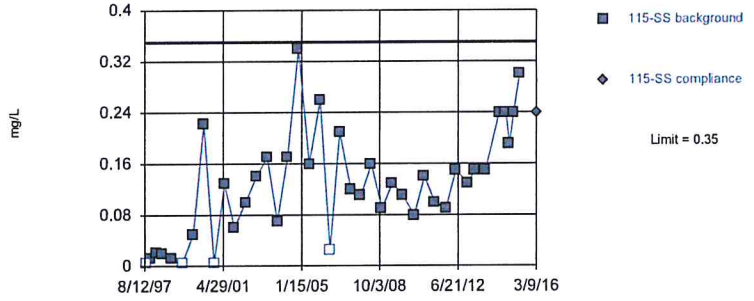

Background Data Summary: Mean=0.1277, Std. Dev.=0.08528, n=40, 10% NDs. Normality test: Shapiro Wilk @alpha = 0.01, calculated = 0.9539, critical = 0.919. Kappa = 2.616 (c=34, w=9, 1 of 2, event alpha = 0.026). Report alpha = 0.00008608. EPA 1989 outlier screening was performed on the background data (to establish suspected outliers for Dixon's/Rosner's). No background outliers were found.

Constituent: Phosphorus Total Analysis Run 5/3/2016 8:29 AM
Bridgeton LF Client: RSI Data: BRIDGETON

Sanitas™ v.9.5.24 Software licensed to Jett Environmental Consulting, UG
Hollow symbols indicate censored values.

Within Limit

Prediction Limit

Intrawell Non-parametric

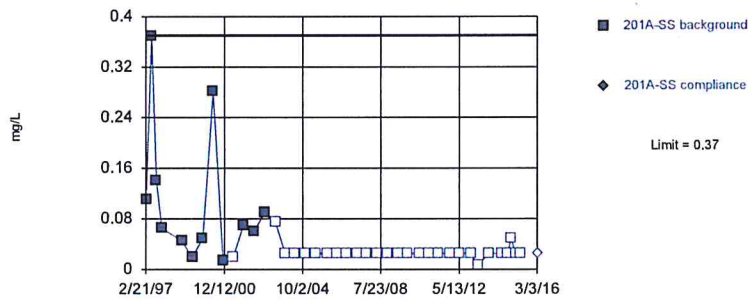

Non-parametric test used in lieu of parametric prediction limit because censored data exceeded 50%. Limit is highest of 40 background values. 70% NDs. Well-constituent pair annual alpha = 0.004602. Individual comparison alpha = 0.001152 (1 of 2). After outlier removal distribution was non-normal, so outlier results were invalidated.

Constituent: Phosphorus Total Analysis Run 5/3/2016 8:29 AM
Bridgeton LF Client: RSI Data: BRIDGETON

Sanitas™ v.9.5.24 Software licensed to Jett Environmental Consulting, UG
Hollow symbols indicate censored values.

Within Limit

Prediction Limit

Intrawell Non-parametric

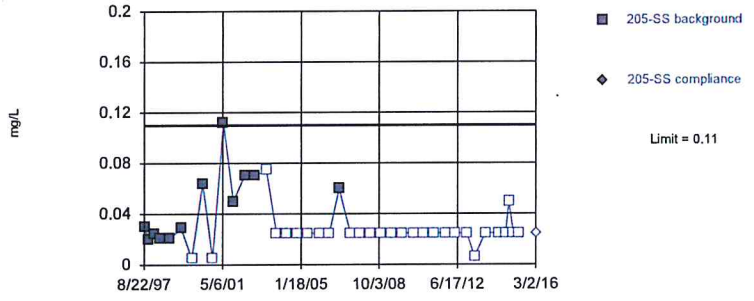

Non-parametric test used in lieu of parametric prediction limit because censored data exceeded 50%. Limit is highest of 40 background values. 70% NDs. Well-constituent pair annual alpha = 0.004602. Individual comparison alpha = 0.001152 (1 of 2). After outlier removal distribution was non-normal, so outlier results were invalidated.

Constituent: Phosphorus Total Analysis Run 5/3/2016 8:29 AM
Bridgeton LF Client: RSI Data: BRIDGETON

Sanitas™ v.9.5.24 Software licensed to Jett Environmental Consulting. UG
Hollow symbols indicate censored values.

Within Limit

Prediction Limit

Intrawell Non-parametric

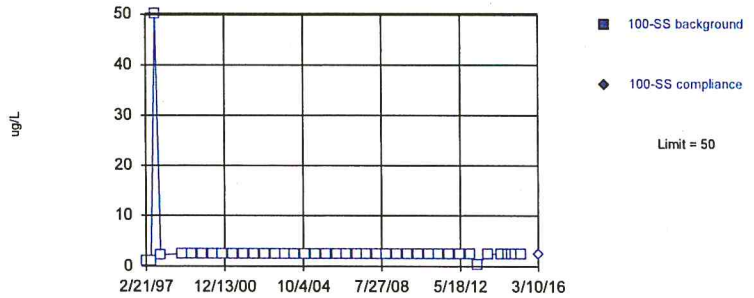

Non-parametric test used in lieu of parametric prediction limit because censored data exceeded 50%. Limit is highest of 40 background values. 100% NDs. Well-constituent pair annual alpha = 0.004602. Individual comparison alpha = 0.001152 (1 of 2). After outlier removal distribution was non-normal, so outlier results were invalidated.

Constituent: Selenium Total Analysis Run 5/3/2016 8:29 AM
Bridgeton LF Client: RSI Data: BRIDGETON

Sanitas™ v.9.5.24 Software licensed to Jett Environmental Consulting. UG
Hollow symbols indicate censored values.

Within Limit

Prediction Limit

Intrawell Non-parametric

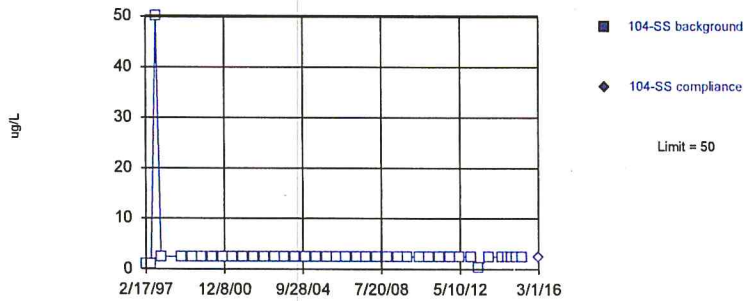

Non-parametric test used in lieu of parametric prediction limit because censored data exceeded 50%. Limit is highest of 40 background values. 100% NDs. Well-constituent pair annual alpha = 0.004602. Individual comparison alpha = 0.001152 (1 of 2). After outlier removal distribution was non-normal, so outlier results were invalidated.

Constituent: Selenium Total Analysis Run 5/3/2016 8:29 AM
Bridgeton LF Client: RSI Data: BRIDGETON

Sanitas™ v.9.5.24 Software licensed to Jett Environmental Consulting. UG
Hollow symbols indicate censored values.

Within Limit

Prediction Limit

Intrawell Non-parametric

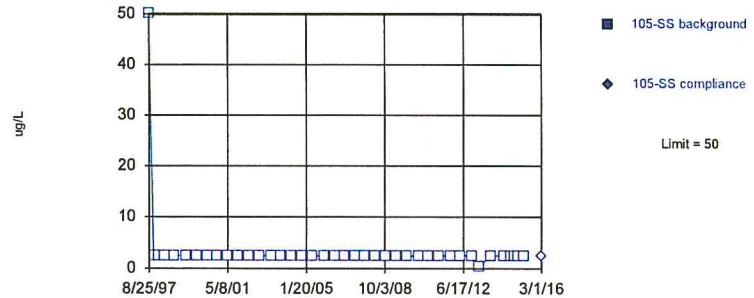

Non-parametric test used in lieu of parametric prediction limit because censored data exceeded 50%. Limit is highest of 40 background values. 100% NDs. Well-constituent pair annual alpha = 0.004602. Individual comparison alpha = 0.001152 (1 of 2). After outlier removal distribution was non-normal, so outlier results were invalidated.

Constituent: Selenium Total Analysis Run 5/3/2016 8:29 AM
Bridgeton LF Client: RSI Data: BRIDGETON

Sanitas™ v.9.5.24 Software licensed to Jett Environmental Consulting. UG
Hollow symbols indicate censored values.

Within Limit

Prediction Limit

Intrawell Non-parametric

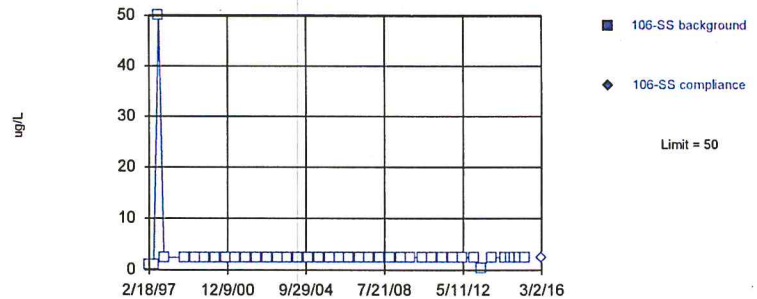

Non-parametric test used in lieu of parametric prediction limit because censored data exceeded 50%. Limit is highest of 40 background values. 100% NDs. Well-constituent pair annual alpha = 0.004602. Individual comparison alpha = 0.001152 (1 of 2). After outlier removal distribution was non-normal, so outlier results were invalidated.

Constituent: Selenium Total Analysis Run 5/3/2016 8:29 AM
Bridgeton LF Client: RSI Data: BRIDGETON

Sanitas™ v.9.5.24 Software licensed to Jett Environmental Consulting, UG
Hollow symbols indicate censored values.

Within Limit

Prediction Limit

Intrawell Non-parametric

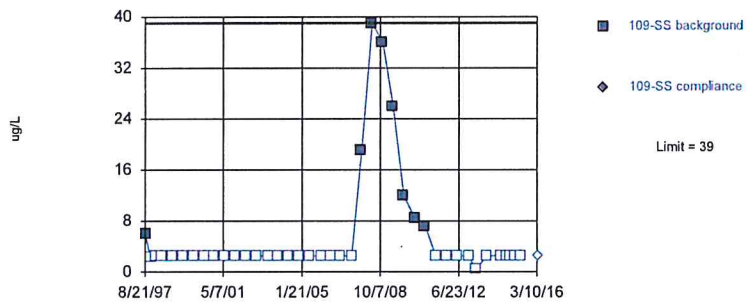

Non-parametric test used in lieu of parametric prediction limit because censored data exceeded 50%. Limit is highest of 40 background values. 80% NDs. Well-constituent pair annual alpha = 0.004602. Individual comparison alpha = 0.001152 (1 of 2). After outlier removal distribution was non-normal, so outlier results were invalidated.

Constituent: Selenium Total Analysis Run 5/3/2016 8:29 AM
Bridgeton LF Client: RSI Data: BRIDGETON

Sanitas™ v.9.5.24 Software licensed to Jett Environmental Consulting, UG
Hollow symbols indicate censored values.

Within Limit

Prediction Limit

Intrawell Non-parametric

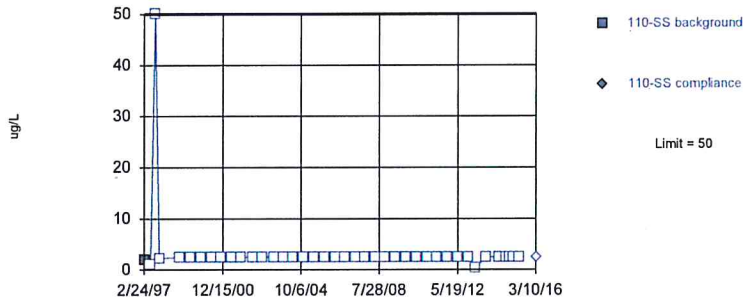

Non-parametric test used in lieu of parametric prediction limit because censored data exceeded 50%. Limit is highest of 40 background values. 97.5% NDs. Well-constituent pair annual alpha = 0.004602. Individual comparison alpha = 0.001152 (1 of 2). After outlier removal distribution was non-normal, so outlier results were invalidated.

Constituent: Selenium Total Analysis Run 5/3/2016 8:29 AM
Bridgeton LF Client: RSI Data: BRIDGETON

Sanitas™ v.9.5.24 Software licensed to Jett Environmental Consulting, UG
Hollow symbols indicate censored values.

Within Limit

Prediction Limit

Intrawell Non-parametric

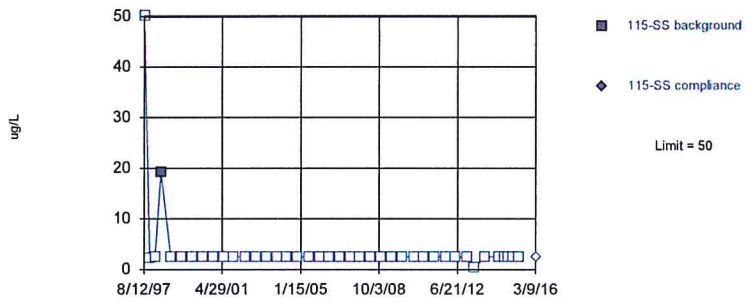

Non-parametric test used in lieu of parametric prediction limit because censored data exceeded 50%. Limit is highest of 40 background values. 97.5% NDs. Well-constituent pair annual alpha = 0.004602. Individual comparison alpha = 0.001152 (1 of 2). After outlier removal distribution was non-normal, so outlier results were invalidated.

Constituent: Selenium Total Analysis Run 5/3/2016 8:29 AM
Bridgeton LF Client: RSI Data: BRIDGETON

Sanitas™ v.9.5.24 Software licensed to Jett Environmental Consulting, UG
Hollow symbols indicate censored values.

Within Limit

Prediction Limit

Intrawell Non-parametric

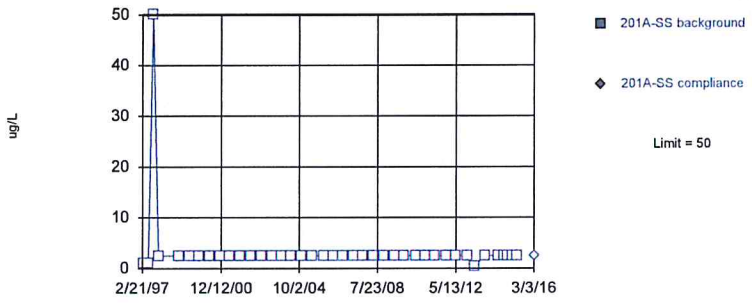

Non-parametric test used in lieu of parametric prediction limit because censored data exceeded 50%. Limit is highest of 40 background values. 100% NDs. Well-constituent pair annual alpha = 0.004602. Individual comparison alpha = 0.001152 (1 of 2). After outlier removal distribution was non-normal, so outlier results were invalidated.

Constituent: Selenium Total Analysis Run 5/3/2016 8:29 AM
Bridgeton LF Client: RSI Data: BRIDGETON

Sanitas™ v.9.5.24 Software licensed to Jett Environmental Consulting, UG
Hollow symbols indicate censored values.

Within Limit

Prediction Limit

Intrawell Non-parametric

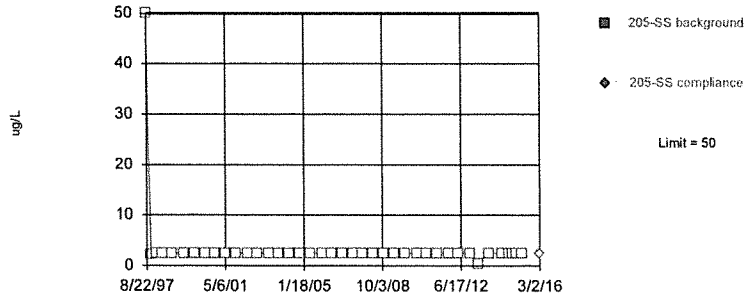

Non-parametric test used in lieu of parametric prediction limit because censored data exceeded 50%. Limit is highest of 40 background values. 100% NDs. Well-constituent pair annual alpha = 0.004602. Individual comparison alpha = 0.001152 (1 of 2). After outlier removal distribution was non-normal, so outlier results were invalidated.

Constituent: Selenium Total Analysis Run 5/3/2016 8:29 AM
Bridgeton LF Client: RSI Data: BRIDGETON

Sanitas™ v.9.5.24 Software licensed to Jett Environmental Consulting, UG
Hollow symbols indicate censored values.

Within Limit

Prediction Limit

Intrawell Non-parametric

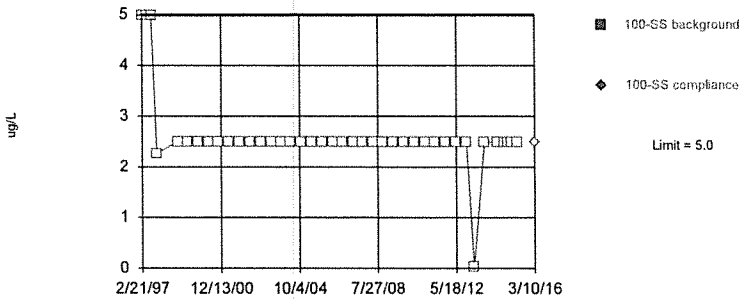

Non-parametric test used in lieu of parametric prediction limit because censored data exceeded 50%. Limit is highest of 40 background values. 100% NDs. Well-constituent pair annual alpha = 0.004602. Individual comparison alpha = 0.001152 (1 of 2). After outlier removal distribution was non-normal, so outlier results were invalidated.

Constituent: Silver Total Analysis Run 5/3/2016 8:29 AM
Bridgeton LF Client: RSI Data: BRIDGETON

Sanitas™ v.9.5.24 Software licensed to Jett Environmental Consulting, UG
Hollow symbols indicate censored values.

Within Limit

Prediction Limit

Intrawell Non-parametric

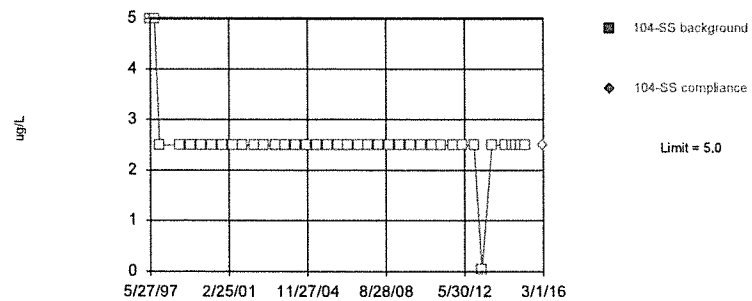

Non-parametric test used in lieu of parametric prediction limit because censored data exceeded 50%. Limit is highest of 39 background values. 100% NDs. Well-constituent pair annual alpha = 0.004868. Individual comparison alpha = 0.001219 (1 of 2). After outlier removal distribution was non-normal, so outlier results were invalidated.

Constituent: Silver Total Analysis Run 5/3/2016 8:29 AM
Bridgeton LF Client: RSI Data: BRIDGETON

Sanitas™ v.9.5.24 Software licensed to Jett Environmental Consulting, UG
Hollow symbols indicate censored values.

Within Limit

Prediction Limit

Intrawell Non-parametric

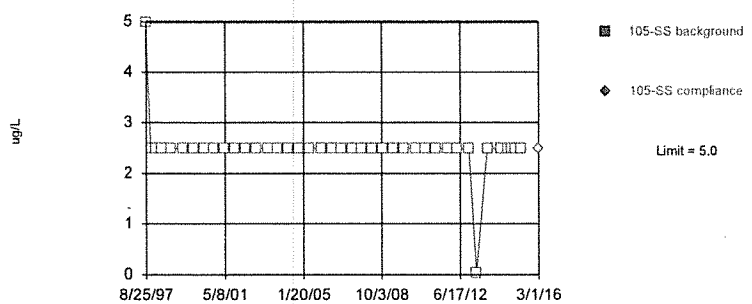

Non-parametric test used in lieu of parametric prediction limit because censored data exceeded 50%. Limit is highest of 40 background values. 100% NDs. Well-constituent pair annual alpha = 0.004602. Individual comparison alpha = 0.001152 (1 of 2). After outlier removal distribution was non-normal, so outlier results were invalidated.

Constituent: Silver Total Analysis Run 5/3/2016 8:29 AM
Bridgeton LF Client: RSI Data: BRIDGETON

Sanitas™ v.9.5.24 Software licensed to Jett Environmental Consulting, UG
Hollow symbols indicate censored values.

Within Limit

Prediction Limit

Intrawell Non-parametric

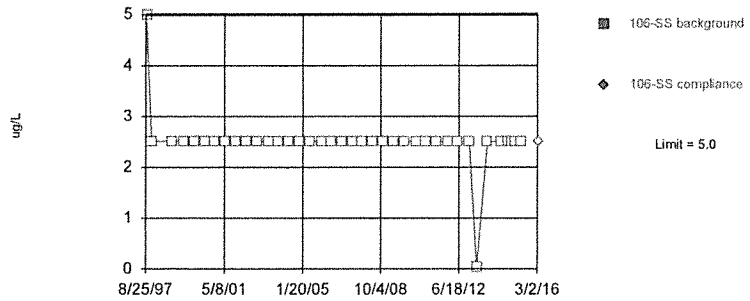

Non-parametric test used in lieu of parametric prediction limit because censored data exceeded 50%. Limit is highest of 38 background values. 100% NDs. Well-constituent pair annual alpha = 0.005135. Individual comparison alpha = 0.001286 (1 of 2). After outlier removal distribution was non-normal, so outlier results were invalidated.

Constituent: Silver Total Analysis Run 5/3/2016 8:29 AM
Bridgeton LF Client: RSI Data: BRIDGETON

Sanitas™ v.9.5.24 Software licensed to Jett Environmental Consulting, UG
Hollow symbols indicate censored values.

Within Limit

Prediction Limit

Intrawell Non-parametric

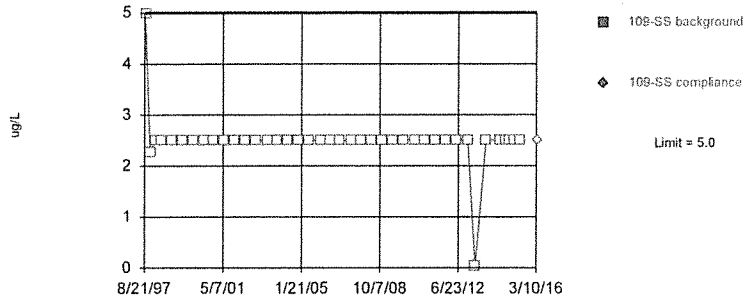

Non-parametric test used in lieu of parametric prediction limit because censored data exceeded 50%. Limit is highest of 40 background values. 100% NDs. Well-constituent pair annual alpha = 0.004602. Individual comparison alpha = 0.001152 (1 of 2). After outlier removal distribution was non-normal, so outlier results were invalidated.

Constituent: Silver Total Analysis Run 5/3/2016 8:29 AM
Bridgeton LF Client: RSI Data: BRIDGETON

Sanitas™ v.9.5.24 Software licensed to Jett Environmental Consulting, UG
Hollow symbols indicate censored values.

Within Limit

Prediction Limit

Intrawell Non-parametric

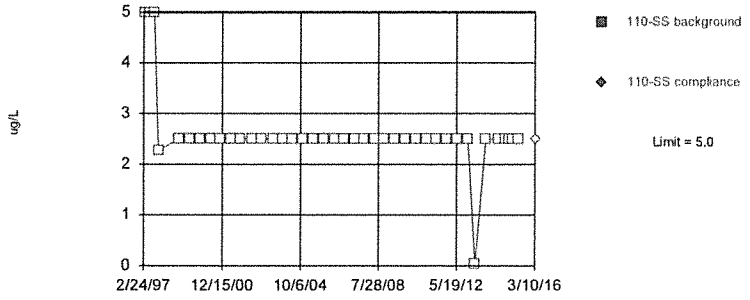

Non-parametric test used in lieu of parametric prediction limit because censored data exceeded 50%. Limit is highest of 40 background values. 100% NDs. Well-constituent pair annual alpha = 0.004602. Individual comparison alpha = 0.001152 (1 of 2). After outlier removal distribution was non-normal, so outlier results were invalidated.

Constituent: Silver Total Analysis Run 5/3/2016 8:29 AM
Bridgeton LF Client: RSI Data: BRIDGETON

Sanitas™ v.9.5.24 Software licensed to Jett Environmental Consulting, UG
Hollow symbols indicate censored values.

Within Limit

Prediction Limit

Intrawell Non-parametric

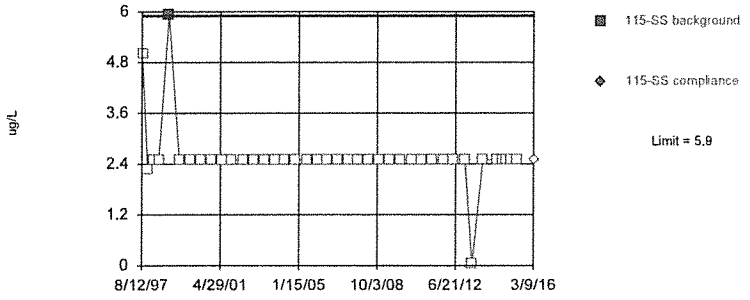

Non-parametric test used in lieu of parametric prediction limit because censored data exceeded 50%. Limit is highest of 40 background values. 97.5% NDs. Well-constituent pair annual alpha = 0.004602. Individual comparison alpha = 0.001152 (1 of 2). After outlier removal distribution was non-normal, so outlier results were invalidated.

Constituent: Silver Total Analysis Run 5/3/2016 8:29 AM
Bridgeton LF Client: RSI Data: BRIDGETON

Sanitas™ v.9.5.24 Software licensed to Jett Environmental Consulting, UG
Hollow symbols indicate censored values.

Within Limit

Prediction Limit

Intrawell Non-parametric

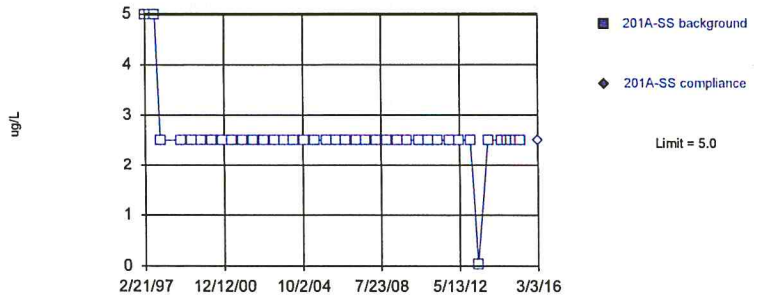

Non-parametric test used in lieu of parametric prediction limit because censored data exceeded 50%. Limit is highest of 40 background values. 100% NDs. Well-constituent pair annual alpha = 0.004602. Individual comparison alpha = 0.001152 (1 of 2). After outlier removal distribution was non-normal, so outlier results were invalidated.

Constituent: Silver Total Analysis Run 5/3/2016 8:29 AM
Bridgeton LF Client: RSI Data: BRIDGETON

Sanitas™ v.9.5.24 Software licensed to Jett Environmental Consulting, UG
Hollow symbols indicate censored values.

Within Limit

Prediction Limit

Intrawell Non-parametric

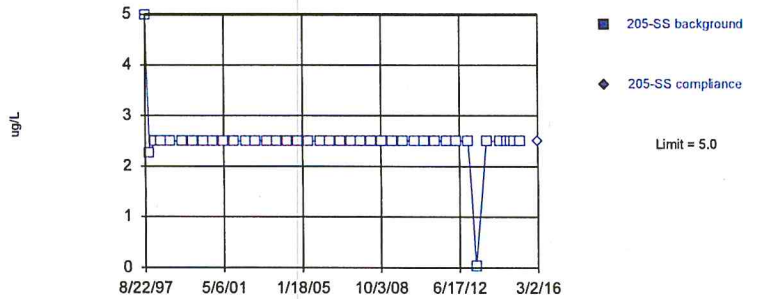

Non-parametric test used in lieu of parametric prediction limit because censored data exceeded 50%. Limit is highest of 40 background values. 100% NDs. Well-constituent pair annual alpha = 0.004602. Individual comparison alpha = 0.001152 (1 of 2). After outlier removal distribution was non-normal, so outlier results were invalidated.

Constituent: Silver Total Analysis Run 5/3/2016 8:29 AM
Bridgeton LF Client: RSI Data: BRIDGETON

Sanitas™ v.9.5.24 Software licensed to Jett Environmental Consulting, UG

Within Limit

Prediction Limit

Intrawell Parametric

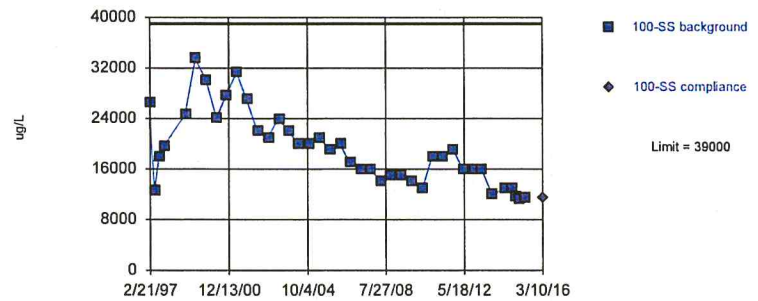

Background Data Summary (based on natural log transformation): Mean=9.808, Std. Dev.=0.295, n=40. Normality test: Shapiro Wilk @alpha = 0.01, calculated = 0.9631, critical = 0.919. Kappa = 2.616 (c=34, w=9, 1 of 2, event alpha = 0.026). Report alpha = 0.00008608. EPA 1989 outlier screening was performed on the background data (to establish suspected outliers for Dixon's/Rosner's). No background outliers were found.

Constituent: Sodium Total Analysis Run 5/3/2016 8:29 AM
Bridgeton LF Client: RSI Data: BRIDGETON

Sanitas™ v.9.5.24 Software licensed to Jett Environmental Consulting, UG

Within Limit

Prediction Limit

Intrawell Parametric

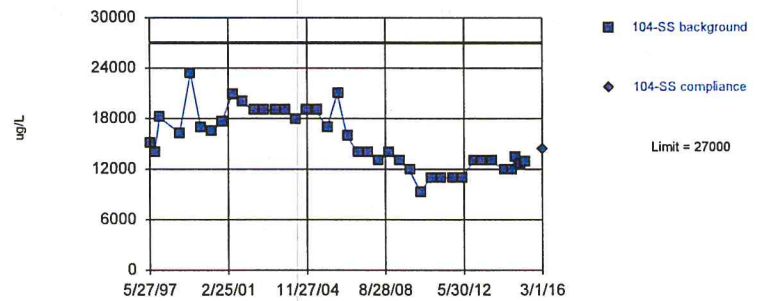

Background Data Summary (based on natural log transformation): Mean=9.617, Std. Dev.=0.2257, n=39. Normality test: Shapiro Wilk @alpha = 0.01, calculated = 0.9551, critical = 0.917. Kappa = 2.626 (c=34, w=9, 1 of 2, event alpha = 0.026). Report alpha = 0.00008608. Rosner's outlier test was performed on the background data. One background outlier was removed: 34800 (2/17/1997).

Constituent: Sodium Total Analysis Run 5/3/2016 8:29 AM
Bridgeton LF Client: RSI Data: BRIDGETON

Sanitas™ v.9.5.24 Software licensed to Jett Environmental Consulting, UG

Within Limit

Prediction Limit

Intrawell Parametric

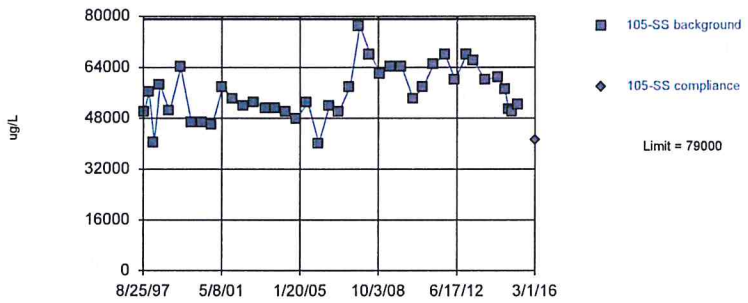

Background Data Summary (based on cube root transformation): Mean=38.14, Std. Dev.=1.825, n=40. Normality test: Shapiro Wilk @alpha = 0.01, calculated = 0.9771, critical = 0.919. Kappa = 2.616 (c=34, w=9, 1 of 2, event alpha = 0.026). Report alpha = 0.00008608. EPA 1989 outlier screening was performed on the background data (to establish suspected outliers for Dixon's/Rosner's). No background outliers were found.

Constituent: Sodium Total Analysis Run 5/3/2016 8:29 AM

Bridgeton LF Client: RSI Data: BRIDGETON

Sanitas™ v.9.5.24 Software licensed to Jett Environmental Consulting, UG

Within Limit

Prediction Limit

Intrawell Parametric

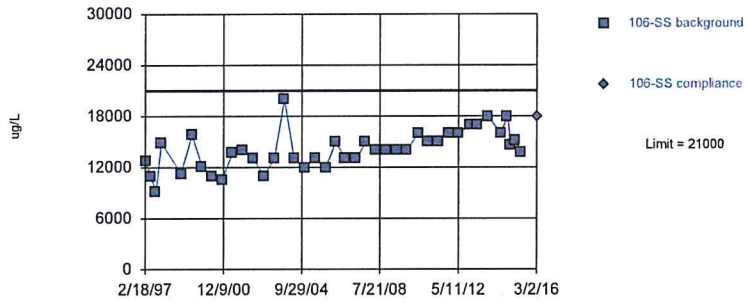

Background Data Summary (based on square root transformation): Mean=118.3, Std. Dev.=9.566, n=40. Normality test: Shapiro Wilk @alpha = 0.01, calculated = 0.9881, critical = 0.919. Kappa = 2.616 (c=34, w=9, 1 of 2, event alpha = 0.026). Report alpha = 0.00008608. EPA 1989 outlier screening was performed on the background data (to establish suspected outliers for Dixon's/Rosner's). No background outliers were found.

Constituent: Sodium Total Analysis Run 5/3/2016 8:29 AM

Bridgeton LF Client: RSI Data: BRIDGETON

Sanitas™ v.9.5.24 Software licensed to Jett Environmental Consulting, UG

Within Limit

Prediction Limit

Intrawell Parametric

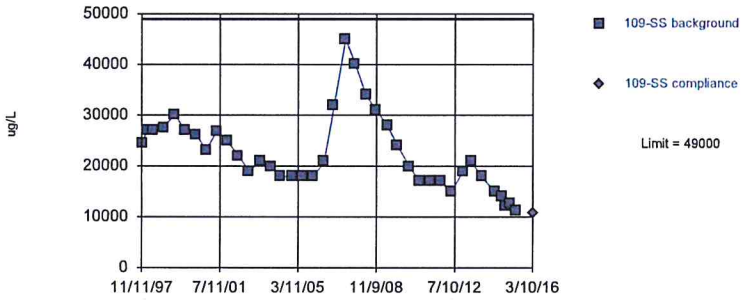

Background Data Summary (based on natural log transformation): Mean=9.978, Std. Dev.=0.3165, n=39. Normality test: Shapiro Wilk @alpha = 0.01, calculated = 0.9835, critical = 0.917. Kappa = 2.626 (c=34, w=9, 1 of 2, event alpha = 0.026). Report alpha = 0.00008608. Rosner's outlier test was performed on the background data. One background outlier was removed: 68000 (8/21/1997).

Constituent: Sodium Total Analysis Run 5/3/2016 8:29 AM

Bridgeton LF Client: RSI Data: BRIDGETON

Sanitas™ v.9.5.24 Software licensed to Jett Environmental Consulting, UG

Within Limit

Prediction Limit

Intrawell Parametric

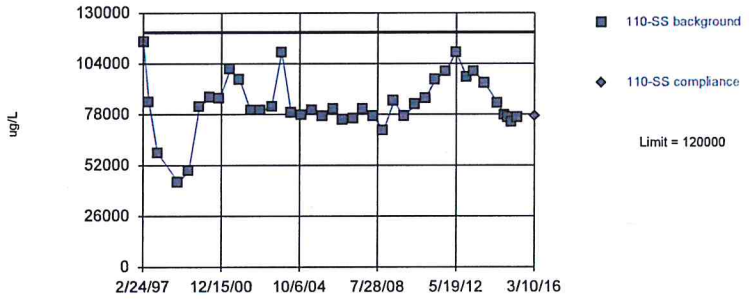

Background Data Summary: Mean=83210, Std. Dev.=14554, n=39. Normality test: Shapiro Wilk @alpha = 0.01, calculated = 0.9317, critical = 0.917. Kappa = 2.626 (c=34, w=9, 1 of 2, event alpha = 0.026). Report alpha = 0.00008608. Rosner's outlier test was performed on the background data. One background outlier was removed: 19000 (8/22/1997).

Constituent: Sodium Total Analysis Run 5/3/2016 8:29 AM

Bridgeton LF Client: RSI Data: BRIDGETON

Sanitas™ v.9.5.24 Software licensed to Jett Environmental Consulting, UG

Within Limit

Prediction Limit

Intrawell Parametric

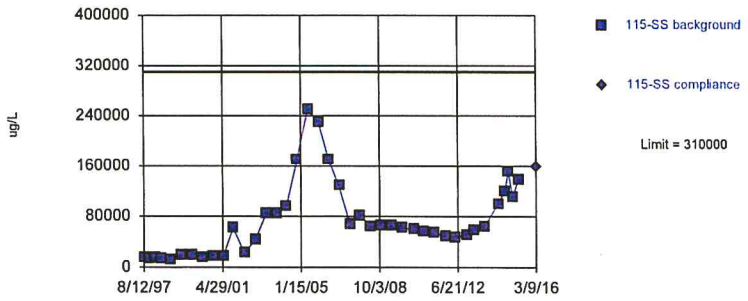

Background Data Summary (based on cube root transformation): Mean=39.3, Std. Dev.=10.78, n=40. Normality test: Shapiro Wilk @alpha = 0.01, calculated = 0.9386, critical = 0.919. Kappa = 2.616 (c=34, w=9, 1 of 2, event alpha = 0.026). Report alpha = 0.00008608. EPA 1989 outlier screening was performed on the background data (to establish suspected outliers for Dixon's/Rosner's). No background outliers were found.

Constituent: Sodium Total Analysis Run 5/3/2016 8:29 AM

Bridgeton LF Client: RSI Data: BRIDGETON

Sanitas™ v.9.5.24 Software licensed to Jett Environmental Consulting, UG

Within Limit

Prediction Limit

Intrawell Parametric

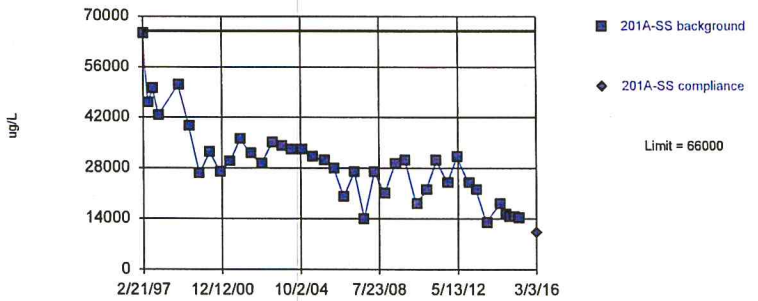

Background Data Summary (based on cube root transformation): Mean=30.24, Std. Dev.=3.85, n=40. Normality test: Shapiro Wilk @alpha = 0.01, calculated = 0.9625, critical = 0.919. Kappa = 2.616 (c=34, w=9, 1 of 2, event alpha = 0.026). Report alpha = 0.00008608. EPA 1989 outlier screening was performed on the background data (to establish suspected outliers for Dixon's/Rosner's). No background outliers were found.

Constituent: Sodium Total Analysis Run 5/3/2016 8:29 AM

Bridgeton LF Client: RSI Data: BRIDGETON

Sanitas™ v.9.5.24 Software licensed to Jett Environmental Consulting, UG

Within Limit

Prediction Limit

Intrawell Non-parametric

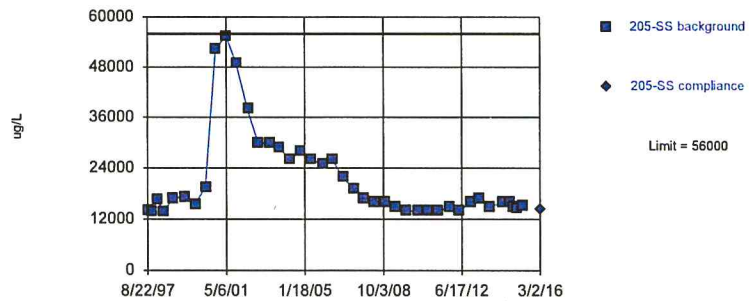

Non-parametric test used in lieu of parametric prediction limit because the Shapiro Wilk normality test showed the data to be non-normal at the 0.01 alpha level. Limit is highest of 40 background values. Well-constituent pair annual alpha = 0.004602. Individual comparison alpha = 0.001152 (1 of 2). After outlier removal distribution was non-normal, so outlier results were invalidated.

Constituent: Sodium Total Analysis Run 5/3/2016 8:29 AM

Bridgeton LF Client: RSI Data: BRIDGETON

Sanitas™ v.9.5.24 Software licensed to Jett Environmental Consulting, UG

Within Limit

Prediction Limit

Intrawell Parametric

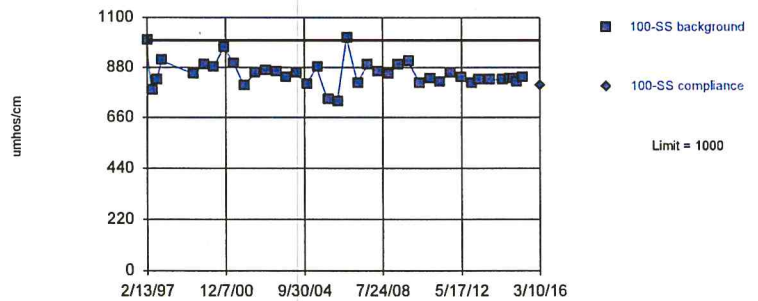

Background Data Summary (based on natural log transformation): Mean=6.746, Std. Dev.=0.06655, n=39. Normality test: Shapiro Wilk @alpha = 0.01, calculated = 0.9425, critical = 0.917. Kappa = 2.626 (c=34, w=9, 1 of 2, event alpha = 0.026). Report alpha = 0.00008608. Rosner's outlier test was performed on the background data. One background outlier was removed: 1080 (11/12/1998).

Constituent: Specific Conductance [Field] Analysis Run 5/3/2016 8:29 AM

Bridgeton LF Client: RSI Data: BRIDGETON

Sanitas™ v.9.5.24 Software licensed to Jett Environmental Consulting, UG

Within Limit

Prediction Limit

Intrawell Parametric



Background Data Summary (based on cube transformation): Mean=4.6e8, Std. Dev.=1.3e8, n=39. Normality test: Shapiro Wilk @alpha = 0.01, calculated = 0.9748, critical = 0.917. Kappa = 2.626 (c=34, w=9, 1 of 2, event alpha = 0.026). Report alpha = 0.00008608. Rosner's outlier test was performed on the background data. One background outlier was removed: 468 (5/25/2006).

Constituent: Specific Conductance [Field] Analysis Run 5/3/2016 8:29 AM

Bridgeton LF Client: RSI Data: BRIDGETON

Sanitas™ v.9.5.24 Software licensed to Jett Environmental Consulting, UG

Within Limit

Prediction Limit

Intrawell Parametric

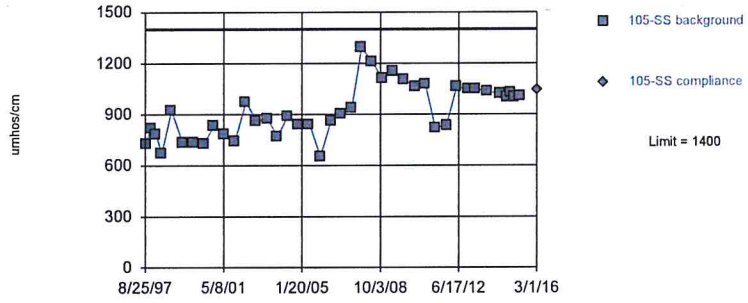

Background Data Summary (based on natural log transformation): Mean=6.811, Std. Dev.=0.1679, n=40. Normality test: Shapiro Wilk @alpha = 0.01, calculated = 0.9706, critical = 0.919. Kappa = 2.616 (c=34, w=9, 1 of 2, event alpha = 0.026). Report alpha = 0.00008608. EPA 1989 outlier screening was performed on the background data (to establish suspected outliers for Dixon's/Rosner's). No background outliers were found.

Constituent: Specific Conductance [Field] Analysis Run 5/3/2016 8:29 AM

Bridgeton LF Client: RSI Data: BRIDGETON

Sanitas™ v.9.5.24 Software licensed to Jett Environmental Consulting, UG

Within Limit

Prediction Limit

Intrawell Parametric

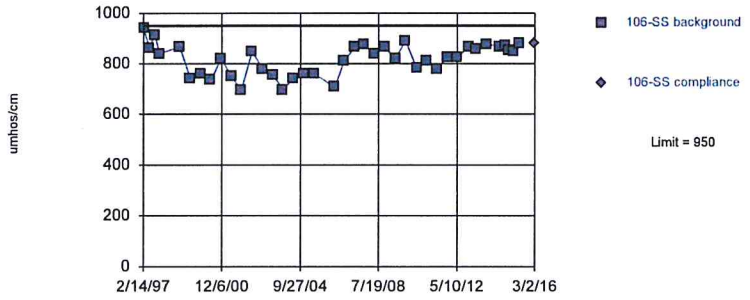

Background Data Summary (based on x^4 transformation): Mean=4.6e11, Std. Dev.=1.3e11, n=39. Normality test: Shapiro Wilk @alpha = 0.01, calculated = 0.9572, critical = 0.917. Kappa = 2.626 (c=34, w=9, 1 of 2, event alpha = 0.026). Report alpha = 0.00008608. Rosner's outlier test was performed on the background data. One background outlier was removed: 595 (11/29/2005).

Constituent: Specific Conductance [Field] Analysis Run 5/3/2016 8:29 AM

Bridgeton LF Client: RSI Data: BRIDGETON

Sanitas™ v.9.5.24 Software licensed to Jett Environmental Consulting, UG

Within Limit

Prediction Limit

Intrawell Parametric

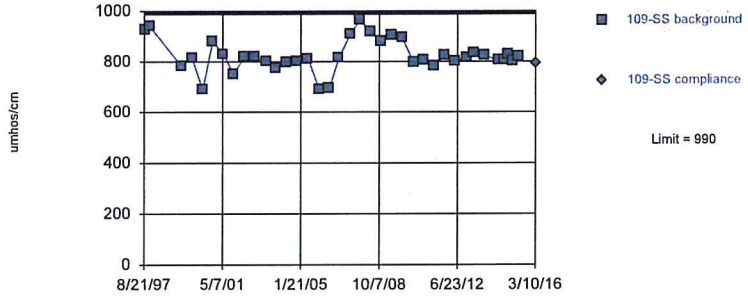

Background Data Summary: Mean=824, Std. Dev.=63.94, n=37. Normality test: Shapiro Wilk @alpha = 0.01, calculated = 0.922, critical = 0.914. Kappa = 2.645 (c=34, w=9, 1 of 2, event alpha = 0.026). Report alpha = 0.00008608. Rosner's outlier test was performed on the background data. Three background outliers were removed: 1270 (2/13/1998); 1260 (5/29/1998); 1190 (11/14/1998).

Constituent: Specific Conductance [Field] Analysis Run 5/3/2016 8:29 AM

Bridgeton LF Client: RSI Data: BRIDGETON

Sanitas™ v.9.5.24 Software licensed to Jett Environmental Consulting, UG

Within Limit

Prediction Limit

Intrawell Parametric

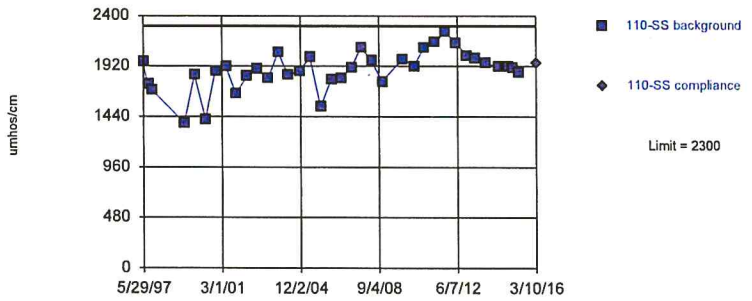

Background Data Summary (based on cube transformation): Mean=6.8e9, Std. Dev.=1.8e9, n=37. Normality test: Shapiro Wilk @alpha = 0.01, calculated = 0.9753, critical = 0.914. Kappa = 2.645 (c=34, w=9, 1 of 2, event alpha = 0.026). Report alpha = 0.00008608. Rosner's outlier test was performed on the background data. Three background outliers were removed: 1010 (2/18/1997); 1240 (11/13/1998); 2930 (5/7/2009).

Constituent: Specific Conductance [Field] Analysis Run 5/3/2016 8:29 AM

Bridgeton LF Client: RSI Data: BRIDGETON

Sanitas™ v.9.5.24 Software licensed to Jett Environmental Consulting, UG

Within Limit

Prediction Limit

Intrawell Parametric

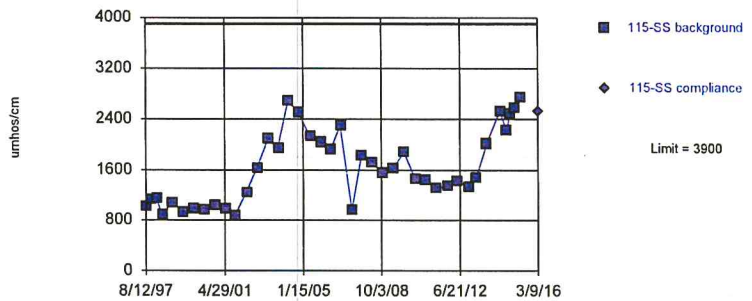

Background Data Summary (based on natural log transformation): Mean=7.338, Std. Dev.=0.3579, n=40. Normality test: Shapiro Wilk @alpha = 0.01, calculated = 0.9301, critical = 0.919. Kappa = 2.616 (c=34, w=9, 1 of 2, event alpha = 0.026). Report alpha = 0.00008608. EPA 1989 outlier screening was performed on the background data (to establish suspected outliers for Dixon's/Rosner's). No background outliers were found.

Constituent: Specific Conductance [Field] Analysis Run 5/3/2016 8:29 AM

Bridgeton LF Client: RSI Data: BRIDGETON

Sanitas™ v.9.5.24 Software licensed to Jett Environmental Consulting, UG

Within Limit

Prediction Limit

Intrawell Parametric

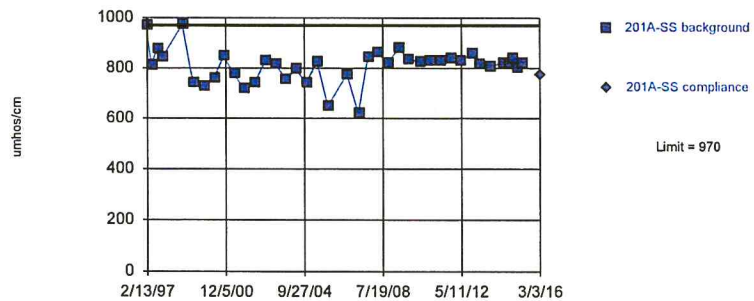

Background Data Summary (based on square transformation): Mean=660296, Std. Dev.=108124, n=39. Normality test: Shapiro Wilk @alpha = 0.01, calculated = 0.9237, critical = 0.917. Kappa = 2.626 (c=34, w=9, 1 of 2, event alpha = 0.026). Report alpha = 0.00008608. Rosner's outlier test was performed on the background data. One background outlier was removed: 465 (5/25/2006).

Constituent: Specific Conductance [Field] Analysis Run 5/3/2016 8:29 AM

Bridgeton LF Client: RSI Data: BRIDGETON

Sanitas™ v.9.5.24 Software licensed to Jett Environmental Consulting, UG

Within Limit

Prediction Limit

Intrawell Non-parametric

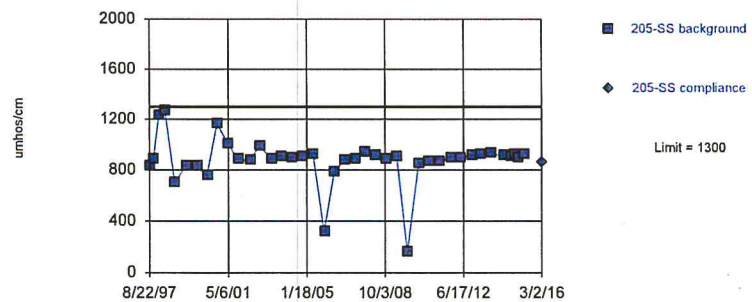

Non-parametric test used in lieu of parametric prediction limit because the Shapiro Wilk normality test showed the data to be non-normal at the 0.01 alpha level. Limit is highest of 40 background values. Well-constituent pair annual alpha = 0.004602. Individual comparison alpha = 0.001152 (1 of 2). Distribution was found to be non-normal after removal of suspect values, so outliers could not be indentified.

Constituent: Specific Conductance [Field] Analysis Run 5/3/2016 8:29 AM

Bridgeton LF Client: RSI Data: BRIDGETON

Sanitas™ v.9.5.24 Software licensed to Jett Environmental Consulting, UG
Hollow symbols indicate censored values.

Within Limit

Prediction Limit

Intrawell Parametric

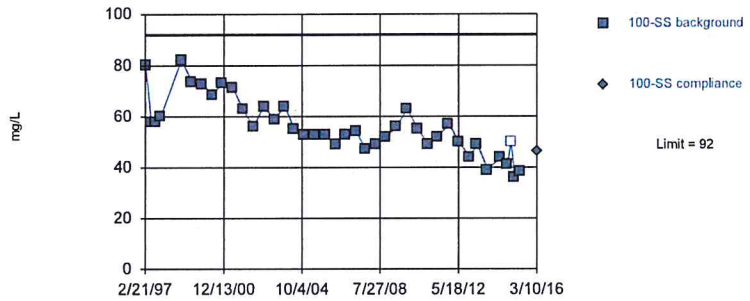

Background Data Summary (based on natural log transformation): Mean=4.009, Std. Dev.=0.1952, n=40, 2.5% NDs. Normality test: Shapiro Wilk @alpha = 0.01, calculated = 0.9761, critical = 0.919. Kappa = 2.616 (c=34, w=9, 1 of 2, event alpha = 0.026). Report alpha = 0.00008608. EPA 1989 outlier screening was performed on the background data (to establish suspected outliers for Dixon's/Rosner's). No background outliers were found.

Constituent: Sulfate as SO4 Analysis Run 5/3/2016 8:29 AM

Bridgeton LF Client: RSI Data: BRIDGETON

Sanitas™ v.9.5.24 Software licensed to Jett Environmental Consulting, UG
Hollow symbols indicate censored values.

Within Limit

Prediction Limit

Intrawell Parametric

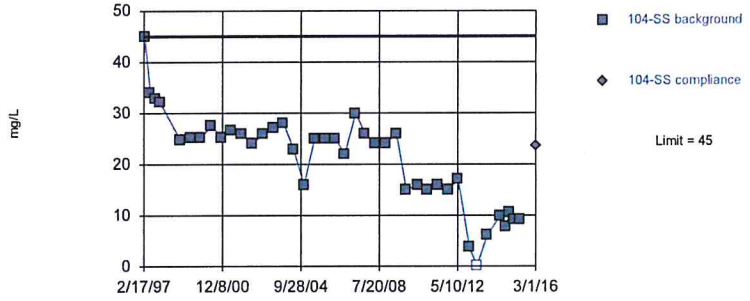

Background Data Summary: Mean=21.16, Std. Dev.=9.259, n=40, 2.5% NDs. Normality test: Shapiro Wilk @alpha = 0.01, calculated = 0.9478, critical = 0.919. Kappa = 2.616 (c=34, w=9, 1 of 2, event alpha = 0.026). Report alpha = 0.00008608. Distribution was found to be non-normal after removal of suspect values, so outliers could not be indentified.

Constituent: Sulfate as SO4 Analysis Run 5/3/2016 8:29 AM

Bridgeton LF Client: RSI Data: BRIDGETON

Sanitas™ v.9.5.24 Software licensed to Jett Environmental Consulting, UG

Within Limit

Prediction Limit

Intrawell Parametric

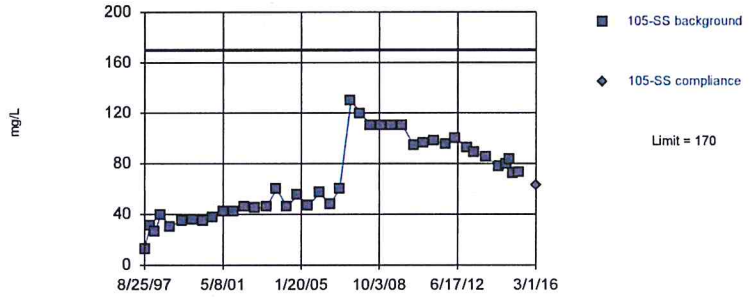

Background Data Summary (based on square root transformation): Mean=8, Std. Dev.=1.922, n=40. Normality test: Shapiro Wilk @alpha = 0.01, calculated = 0.9522, critical = 0.919. Kappa = 2.616 (c=34, w=9, 1 of 2, event alpha = 0.026). Report alpha = 0.00008608. Rosner's outlier test was performed on the background data. No background outliers were found.

Constituent: Sulfate as SO4 Analysis Run 5/3/2016 8:29 AM

Bridgeton LF Client: RSI Data: BRIDGETON

Sanitas™ v.9.5.24 Software licensed to Jett Environmental Consulting, UG
Hollow symbols indicate censored values.

Within Limit

Prediction Limit

Intrawell Parametric

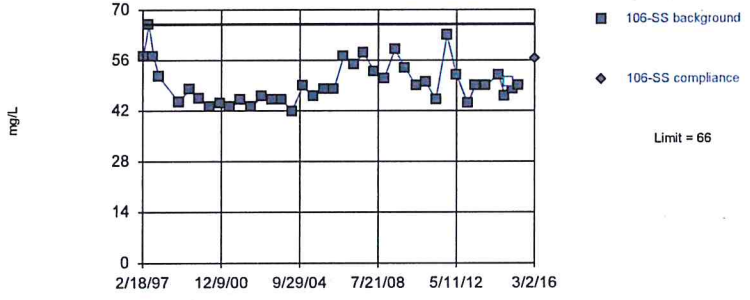

Background Data Summary (based on natural log transformation): Mean=3.901, Std. Dev.=0.1104, n=40, 2.5% NDs. Normality test: Shapiro Wilk @alpha = 0.01, calculated = 0.9379, critical = 0.919. Kappa = 2.616 (c=34, w=9, 1 of 2, event alpha = 0.026). Report alpha = 0.00008608. EPA 1989 outlier screening was performed on the background data (to establish suspected outliers for Dixon's/Rosner's). No background outliers were found.

Constituent: Sulfate as SO4 Analysis Run 5/3/2016 8:29 AM

Bridgeton LF Client: RSI Data: BRIDGETON

Sanitas™ v.9.5.24 Software licensed to Jett Environmental Consulting, UG
Hollow symbols indicate censored values.

Within Limit

Prediction Limit

Intrawell Parametric

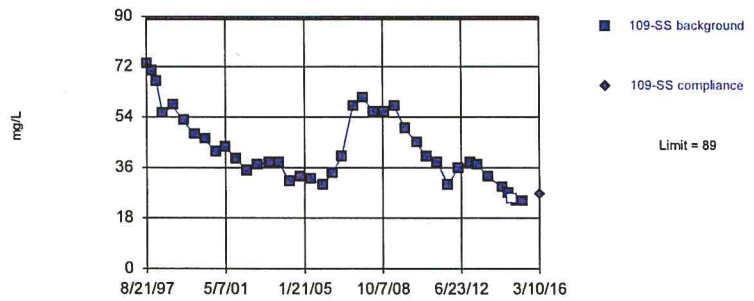

Background Data Summary (based on natural log transformation): Mean=3.71, Std. Dev.=0.2988, n=40, 2.5% NDs. Normality test: Shapiro Wilk @alpha = 0.01, calculated = 0.9625, critical = 0.919. Kappa = 2.616 (c=34, w=9, 1 of 2, event alpha = 0.026). Report alpha = 0.00008608. EPA 1989 outlier screening was performed on the background data (to establish suspected outliers for Dixon's/Rosner's). No background outliers were found.

Constituent: Sulfate as SO4 Analysis Run 5/3/2016 8:29 AM

Bridgeton LF Client: RSI Data: BRIDGETON

Sanitas™ v.9.5.24 Software licensed to Jett Environmental Consulting, UG

Within Limit

Prediction Limit

Intrawell Parametric

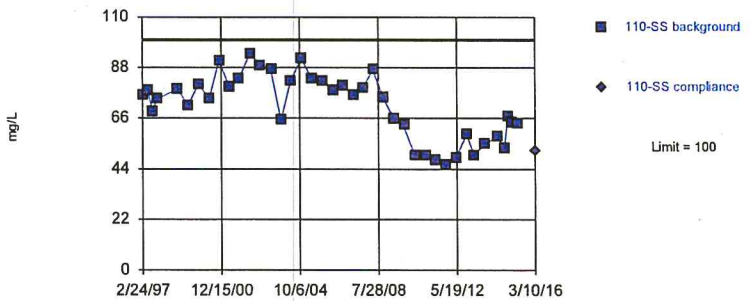

Background Data Summary (based on square transformation): Mean=5251, Std. Dev.=1909, n=40. Normality test: Shapiro Wilk @alpha = 0.01, calculated = 0.9484, critical = 0.919. Kappa = 2.616 (c=34, w=9, 1 of 2, event alpha = 0.026). Report alpha = 0.00008608. EPA 1989 outlier screening was performed on the background data (to establish suspected outliers for Dixon's/Rosner's). No background outliers were found.

Constituent: Sulfate as SO4 Analysis Run 5/3/2016 8:29 AM

Bridgeton LF Client: RSI Data: BRIDGETON

Sanitas™ v.9.5.24 Software licensed to Jett Environmental Consulting, UG

Within Limit

Prediction Limit

Intrawell Parametric

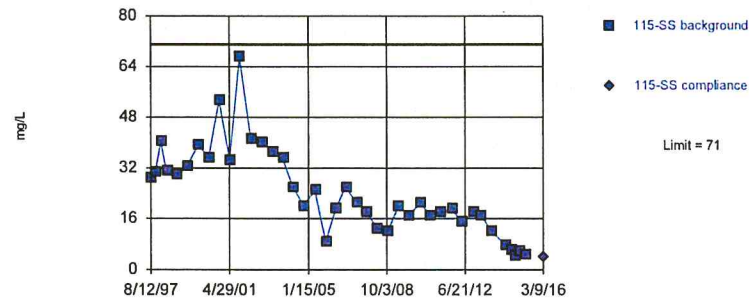

Background Data Summary (based on square root transformation): Mean=4.715, Std. Dev.=1.41, n=40. Normality test: Shapiro Wilk @alpha = 0.01, calculated = 0.977, critical = 0.919. Kappa = 2.616 (c=34, w=9, 1 of 2, event alpha = 0.026). Report alpha = 0.00008608. EPA 1989 outlier screening was performed on the background data (to establish suspected outliers for Dixon's/Rosner's). No background outliers were found.

Constituent: Sulfate as SO4 Analysis Run 5/3/2016 8:29 AM

Bridgeton LF Client: RSI Data: BRIDGETON

Sanitas™ v.9.5.24 Software licensed to Jett Environmental Consulting, UG

Within Limit

Prediction Limit

Intrawell Parametric

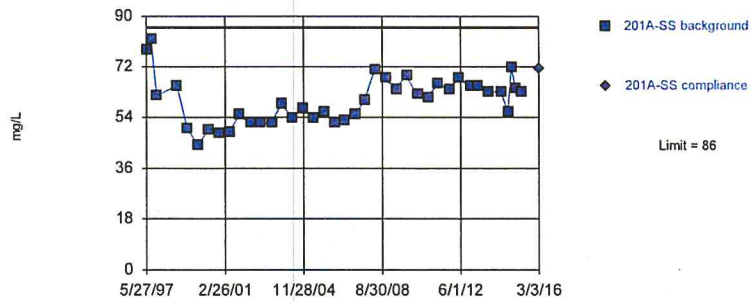

Background Data Summary (based on natural log transformation): Mean=4.087, Std. Dev.=0.1382, n=39. Normality test: Shapiro Wilk @alpha = 0.01, calculated = 0.9805, critical = 0.917. Kappa = 2.626 (c=34, w=9, 1 of 2, event alpha = 0.026). Report alpha = 0.00008608. Rosner's outlier test was performed on the background data. One background outlier was removed: 99 (2/21/1997).

Constituent: Sulfate as SO4 Analysis Run 5/3/2016 8:29 AM

Bridgeton LF Client: RSI Data: BRIDGETON

Sanitas™ v.9.5.24 Software licensed to Jett Environmental Consulting, UG

Within Limit

Prediction Limit

Intrawell Parametric

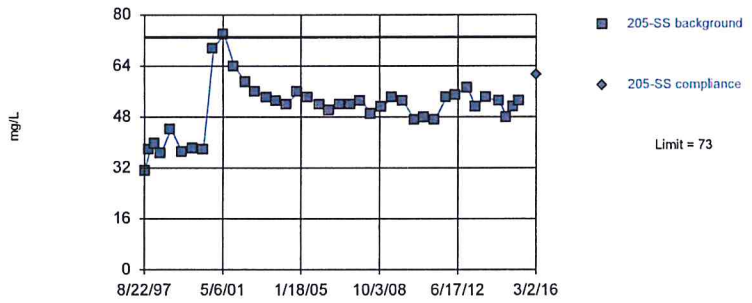

Background Data Summary: Mean=50.72, Std. Dev.=8.593, n=39. Normality test: Shapiro Wilk @alpha = 0.01, calculated = 0.9306, critical = 0.917. Kappa = 2.626 (c=34, w=9, 1 of 2, event alpha = 0.026). Report alpha = 0.00008608. Rosner's outlier test was performed on the background data. One background outlier was removed: 109 (11/20/2014).

Constituent: Sulfate as SO4 Analysis Run 5/3/2016 8:29 AM

Bridgeton LF Client: RSI Data: BRIDGETON

Sanitas™ v.9.5.24 Software licensed to Jett Environmental Consulting, UG

Hollow symbols indicate censored values.

Within Limit

Prediction Limit

Intrawell Non-parametric

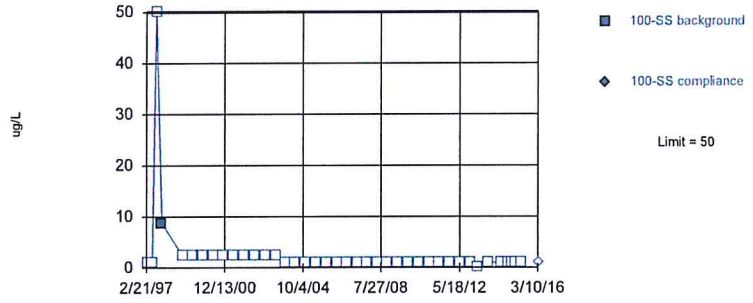

Non-parametric test used in lieu of parametric prediction limit because censored data exceeded 50%. Limit is highest of 40 background values. 97.5% NDs. Well-constituent pair annual alpha = 0.004602. Individual comparison alpha = 0.001152 (1 of 2). After outlier removal distribution was non-normal, so outlier results were invalidated.

Constituent: Thallium Total Analysis Run 5/3/2016 8:29 AM

Bridgeton LF Client: RSI Data: BRIDGETON

Sanitas™ v.9.5.24 Software licensed to Jett Environmental Consulting, UG

Hollow symbols indicate censored values.

Within Limit

Prediction Limit

Intrawell Non-parametric

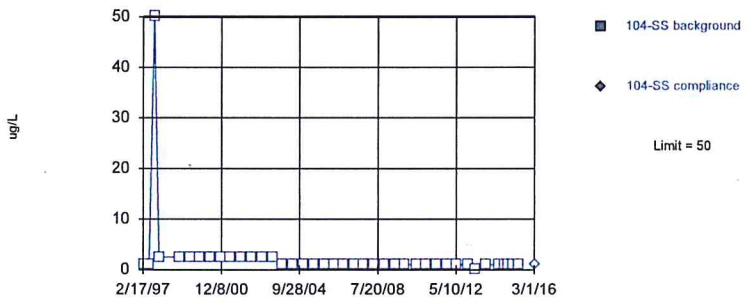

Non-parametric test used in lieu of parametric prediction limit because censored data exceeded 50%. Limit is highest of 40 background values. 100% NDs. Well-constituent pair annual alpha = 0.004602. Individual comparison alpha = 0.001152 (1 of 2). After outlier removal distribution was non-normal, so outlier results were invalidated.

Constituent: Thallium Total Analysis Run 5/3/2016 8:29 AM

Bridgeton LF Client: RSI Data: BRIDGETON

Sanitas™ v.9.5.24 Software licensed to Jett Environmental Consulting, UG

Hollow symbols indicate censored values.

Within Limit

Prediction Limit

Intrawell Non-parametric

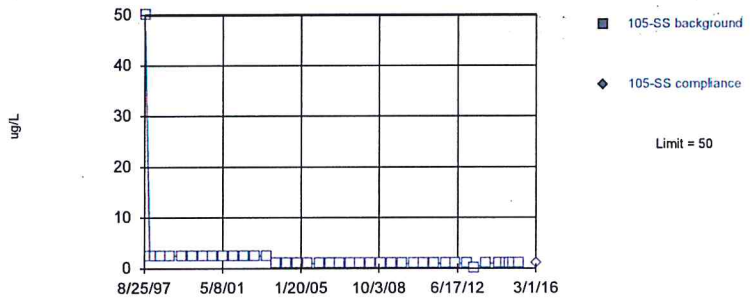

Non-parametric test used in lieu of parametric prediction limit because censored data exceeded 50%. Limit is highest of 40 background values. 100% NDs. Well-constituent pair annual alpha = 0.004602. Individual comparison alpha = 0.001152 (1 of 2). After outlier removal distribution was non-normal, so outlier results were invalidated.

Constituent: Thallium Total Analysis Run 5/3/2016 8:29 AM

Bridgeton LF Client: RSI Data: BRIDGETON

Sanitas™ v.9.5.24 Software licensed to Jett Environmental Consulting. UG
Hollow symbols indicate censored values.

Within Limit

Prediction Limit

Intrawell Non-parametric

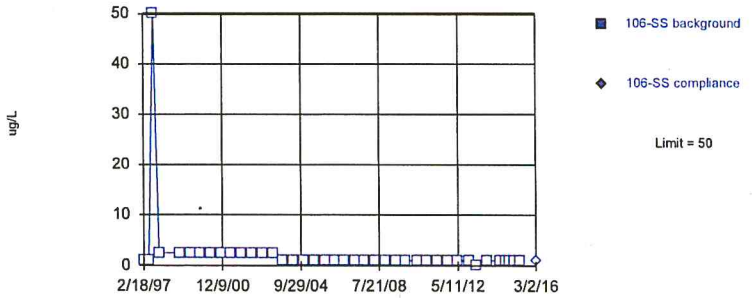

Non-parametric test used in lieu of parametric prediction limit because censored data exceeded 50%. Limit is highest of 40 background values. 100% NDs. Well-constituent pair annual alpha = 0.004602. Individual comparison alpha = 0.001152 (1 of 2). After outlier removal distribution was non-normal, so outlier results were invalidated.

Constituent: Thallium Total Analysis Run 5/3/2016 8:29 AM

Bridgeton LF Client: RSI Data: BRIDGETON

Sanitas™ v.9.5.24 Software licensed to Jett Environmental Consulting. UG
Hollow symbols indicate censored values.

Within Limit

Prediction Limit

Intrawell Non-parametric

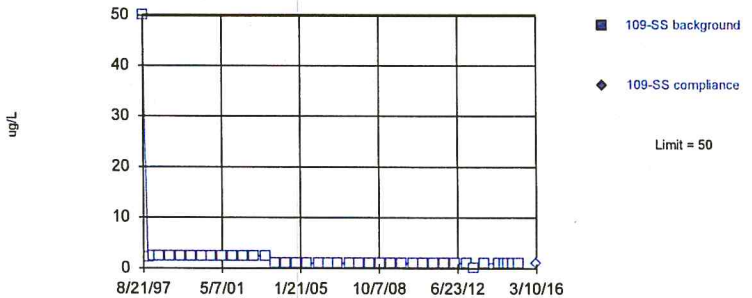

Non-parametric test used in lieu of parametric prediction limit because censored data exceeded 50%. Limit is highest of 40 background values. 100% NDs. Well-constituent pair annual alpha = 0.004602. Individual comparison alpha = 0.001152 (1 of 2). After outlier removal distribution was non-normal, so outlier results were invalidated.

Constituent: Thallium Total Analysis Run 5/3/2016 8:29 AM

Bridgeton LF Client: RSI Data: BRIDGETON

Sanitas™ v.9.5.24 Software licensed to Jett Environmental Consulting. UG
Hollow symbols indicate censored values.

Within Limit

Prediction Limit

Intrawell Non-parametric

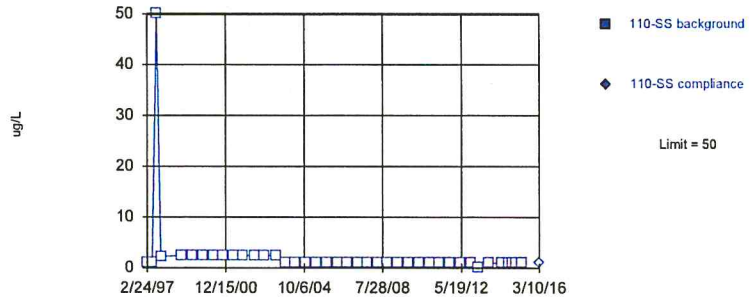

Non-parametric test used in lieu of parametric prediction limit because censored data exceeded 50%. Limit is highest of 40 background values. 100% NDs. Well-constituent pair annual alpha = 0.004602. Individual comparison alpha = 0.001152 (1 of 2). After outlier removal distribution was non-normal, so outlier results were invalidated.

Constituent: Thallium Total Analysis Run 5/3/2016 8:29 AM

Bridgeton LF Client: RSI Data: BRIDGETON

Sanitas™ v.9.5.24 Software licensed to Jett Environmental Consulting. UG
Hollow symbols indicate censored values.

Within Limit

Prediction Limit

Intrawell Non-parametric

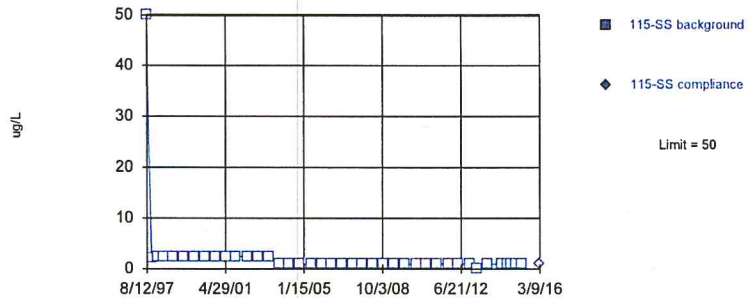

Non-parametric test used in lieu of parametric prediction limit because censored data exceeded 50%. Limit is highest of 40 background values. 100% NDs. Well-constituent pair annual alpha = 0.004602. Individual comparison alpha = 0.001152 (1 of 2). After outlier removal distribution was non-normal, so outlier results were invalidated.

Constituent: Thallium Total Analysis Run 5/3/2016 8:29 AM

Bridgeton LF Client: RSI Data: BRIDGETON

Sanitas™ v.9.5.24 Software licensed to Jett Environmental Consulting, UG
Hollow symbols indicate censored values.

Within Limit

Prediction Limit

Intrawell Non-parametric

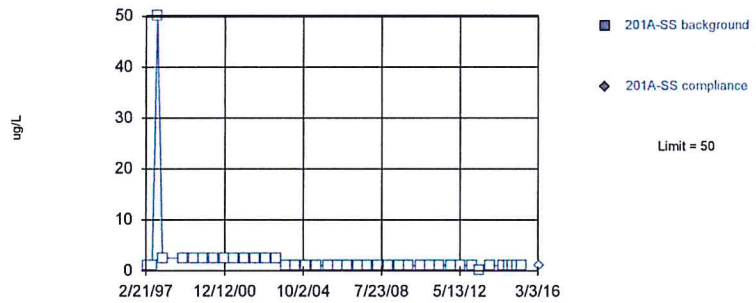

Non-parametric test used in lieu of parametric prediction limit because censored data exceeded 50%. Limit is highest of 40 background values. 100% NDs. Well-constituent pair annual alpha = 0.004602. Individual comparison alpha = 0.001152 (1 of 2). After outlier removal distribution was non-normal, so outlier results were invalidated.

Constituent: Thallium Total Analysis Run 5/3/2016 8:29 AM
Bridgeton LF Client: RSI Data: BRIDGETON

Sanitas™ v.9.5.24 Software licensed to Jett Environmental Consulting, UG
Hollow symbols indicate censored values.

Within Limit

Prediction Limit

Intrawell Non-parametric

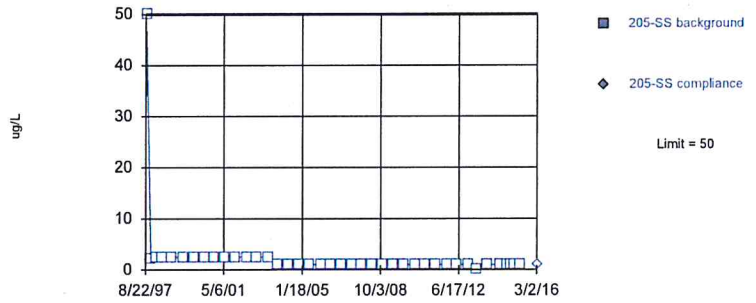

Non-parametric test used in lieu of parametric prediction limit because censored data exceeded 50%. Limit is highest of 40 background values. 100% NDs. Well-constituent pair annual alpha = 0.004602. Individual comparison alpha = 0.001152 (1 of 2). After outlier removal distribution was non-normal, so outlier results were invalidated.

Constituent: Thallium Total Analysis Run 5/3/2016 8:29 AM
Bridgeton LF Client: RSI Data: BRIDGETON

Sanitas™ v.9.5.24 Software licensed to Jett Environmental Consulting, UG

Within Limit

Prediction Limit

Intrawell Parametric

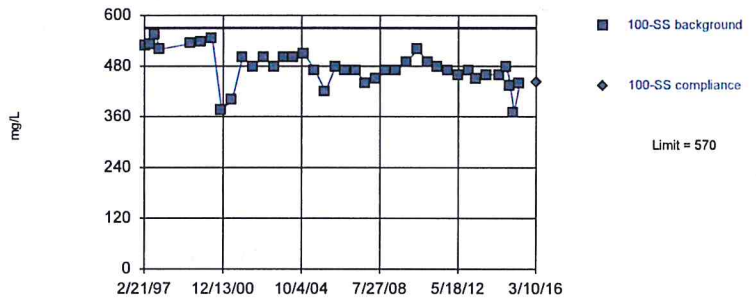

Background Data Summary (based on cube transformation): Mean=1.1e8, Std. Dev.=2.8e7, n=39. Normality test: Shapiro Wilk @alpha = 0.01, calculated = 0.9731, critical = 0.917. Kappa = 2.626 (c=34, w=9, 1 of 2, event alpha = 0.026). Report alpha = 0.00008608. Rosner's outlier test was performed on the background data. One background outlier was removed: 748 (11/12/1998).

Constituent: Total Dissolved Solids [TDS] Analysis Run 5/3/2016 8:29 AM
Bridgeton LF Client: RSI Data: BRIDGETON

Sanitas™ v.9.5.24 Software licensed to Jett Environmental Consulting, UG

Within Limit

Prediction Limit

Intrawell Parametric

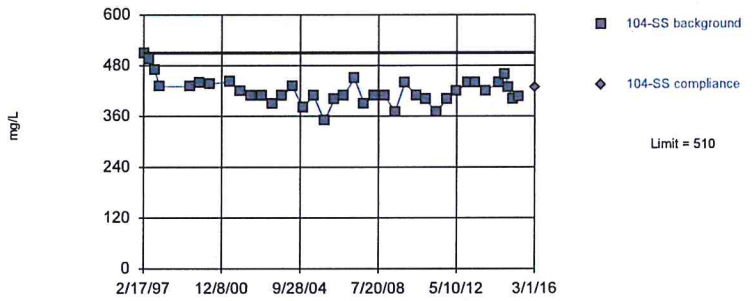

Background Data Summary (based on natural log transformation): Mean=6.039, Std. Dev.=0.07516, n=38. Normality test: Shapiro Wilk @alpha = 0.01, calculated = 0.9722, critical = 0.916. Kappa = 2.635 (c=34, w=9, 1 of 2, event alpha = 0.026). Report alpha = 0.00008608. Rosner's outlier test was performed on the background data. Two background outliers were removed: 664 (11/11/1998); 257 (11/13/2000).

Constituent: Total Dissolved Solids [TDS] Analysis Run 5/3/2016 8:29 AM
Bridgeton LF Client: RSI Data: BRIDGETON

Sanitas™ v.9.5.24 Software licensed to Jett Environmental Consulting, UG

Within Limit

Prediction Limit

Intrawell Non-parametric

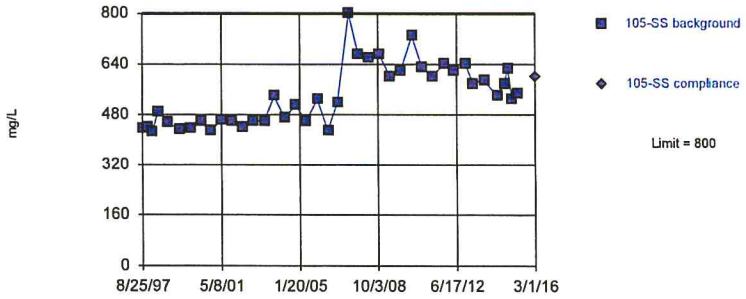

Non-parametric test used in lieu of parametric prediction limit because the Shapiro Wilk normality test showed the data to be non-normal at the 0.01 alpha level. Limit is highest of 40 background values. Well-constituent pair annual alpha = 0.004602. Individual comparison alpha = 0.001152 (1 of 2). After outlier removal distribution was non-normal, so outlier results were invalidated.

Constituent: Total Dissolved Solids [TDS] Analysis Run 5/3/2016 8:29 AM

Bridgeton LF Client: RSI Data: BRIDGETON

Sanitas™ v.9.5.24 Software licensed to Jett Environmental Consulting, UG

Within Limit

Prediction Limit

Intrawell Parametric

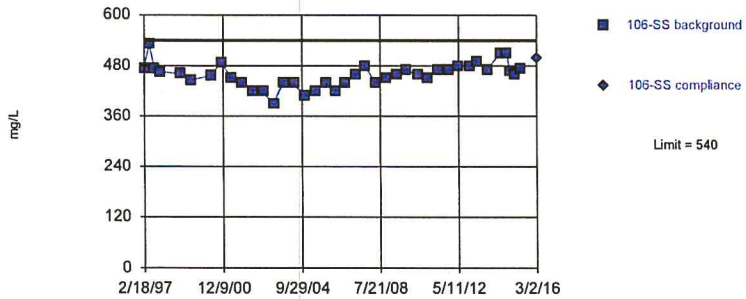

Background Data Summary (based on square root transformation): Mean=21.4, Std. Dev.=0.6626, n=39. Normality test: Shapiro Wilk @alpha = 0.01, calculated = 0.9799, critical = 0.917. Kappa = 2.626 (c=34, w=9, 1 of 2, event alpha = 0.026). Report alpha = 0.00008608. Rosner's outlier test was performed on the background data. One background outlier was removed: 244 (11/19/1999).

Constituent: Total Dissolved Solids [TDS] Analysis Run 5/3/2016 8:29 AM

Bridgeton LF Client: RSI Data: BRIDGETON

Sanitas™ v.9.5.24 Software licensed to Jett Environmental Consulting, UG

Within Limit

Prediction Limit

Intrawell Parametric

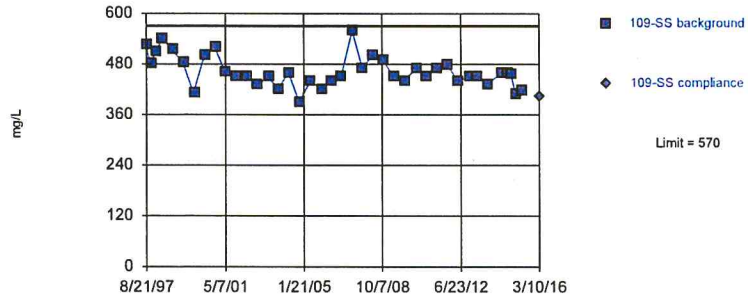

Background Data Summary (based on natural log transformation): Mean=6.134, Std. Dev.=0.07956, n=40. Normality test: Shapiro Wilk @alpha = 0.01, calculated = 0.9735, critical = 0.919. Kappa = 2.616 (c=34, w=9, 1 of 2, event alpha = 0.026). Report alpha = 0.00008608. EPA 1989 outlier screening was performed on the background data (to establish suspected outliers for Dixon's/Rosner's). No background outliers were found.

Constituent: Total Dissolved Solids [TDS] Analysis Run 5/3/2016 8:29 AM

Bridgeton LF Client: RSI Data: BRIDGETON

Sanitas™ v.9.5.24 Software licensed to Jett Environmental Consulting, UG

Within Limit

Prediction Limit

Intrawell Parametric

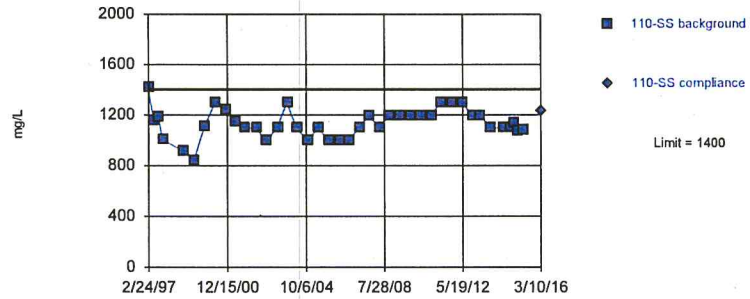

Background Data Summary: Mean=1135, Std. Dev.=116.3, n=40. Normality test: Shapiro Wilk @alpha = 0.01, calculated = 0.9659, critical = 0.919. Kappa = 2.616 (c=34, w=9, 1 of 2, event alpha = 0.026). Report alpha = 0.00008608. EPA 1989 outlier screening was performed on the background data (to establish suspected outliers for Dixon's/Rosner's). No background outliers were found.

Constituent: Total Dissolved Solids [TDS] Analysis Run 5/3/2016 8:29 AM

Bridgeton LF Client: RSI Data: BRIDGETON

Sanitas™ v.9.5.24 Software licensed to Jett Environmental Consulting, UG

Within Limit

Prediction Limit

Intrawell Parametric

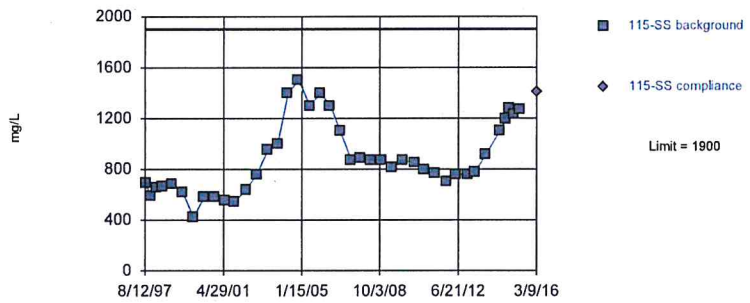

Background Data Summary (based on natural log transformation): Mean=6.742, Std. Dev.=0.3108, n=40. Normality test: Shapiro Wilk @alpha = 0.01, calculated = 0.9657, critical = 0.919. Kappa = 2.616 (c=34, w=9, 1 of 2, event alpha = 0.026). Report alpha = 0.00008608. EPA 1989 outlier screening was performed on the background data (to establish suspected outliers for Dixon's/Rosner's). No background outliers were found.

Constituent: Total Dissolved Solids [TDS] Analysis Run 5/3/2016 8:29 AM

Bridgeton LF Client: RSI Data: BRIDGETON

Sanitas™ v.9.5.24 Software licensed to Jett Environmental Consulting, UG

Within Limit

Prediction Limit

Intrawell Parametric

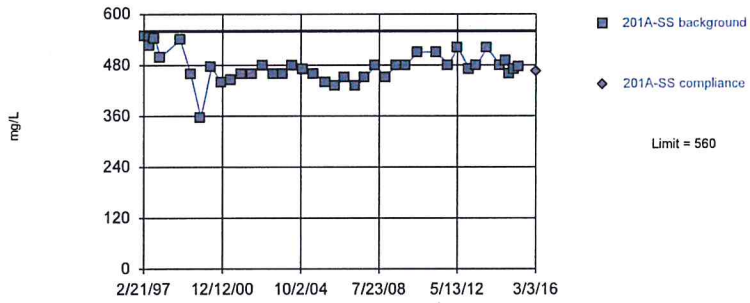

Background Data Summary (based on square transformation): Mean=226671, Std. Dev.=33845, n=39. Normality test: Shapiro Wilk @alpha = 0.01, calculated = 0.9444, critical = 0.917. Kappa = 2.626 (c=34, w=9, 1 of 2, event alpha = 0.026). Report alpha = 0.00008608. Rosner's outlier test was performed on the background data. One background outlier was removed: 820 (11/10/2010).

Constituent: Total Dissolved Solids [TDS] Analysis Run 5/3/2016 8:29 AM

Bridgeton LF Client: RSI Data: BRIDGETON

Sanitas™ v.9.5.24 Software licensed to Jett Environmental Consulting, UG

Within Limit

Prediction Limit

Intrawell Parametric



Background Data Summary (based on natural log transformation): Mean=6.217, Std. Dev.=0.05445, n=39. Normality test: Shapiro Wilk @alpha = 0.01, calculated = 0.9584, critical = 0.917. Kappa = 2.626 (c=34, w=9, 1 of 2, event alpha = 0.026). Report alpha = 0.00008608. Rosner's outlier test was performed on the background data. One background outlier was removed: 611 (11/14/2000).

Constituent: Total Dissolved Solids [TDS] Analysis Run 5/3/2016 8:29 AM

Bridgeton LF Client: RSI Data: BRIDGETON

Sanitas™ v.9.5.24 Software licensed to Jett Environmental Consulting, UG

Hollow symbols indicate censored values.

Within Limit

Prediction Limit

Intrawell Non-parametric

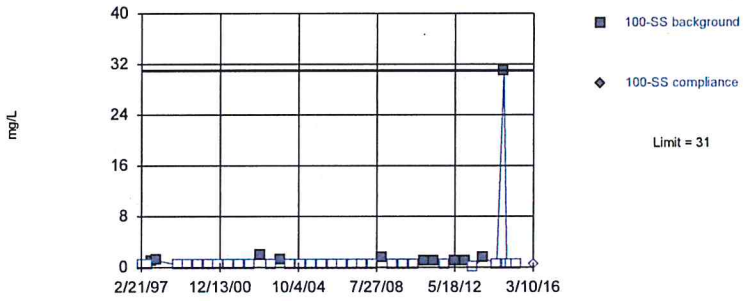

Non-parametric test used in lieu of parametric prediction limit because censored data exceeded 50%. Limit is highest of 40 background values. 72.5% NDs. Well-constituent pair annual alpha = 0.004602. Individual comparison alpha = 0.001152 (1 of 2). After outlier removal distribution was non-normal, so outlier results were invalidated.

Constituent: Total Organic Carbon [TOC] Analysis Run 5/3/2016 8:29 AM

Bridgeton LF Client: RSI Data: BRIDGETON

Sanitas™ v.9.5.24 Software licensed to Jett Environmental Consulting. UG
Hollow symbols indicate censored values.

Within Limit

Prediction Limit

Intrawell Non-parametric

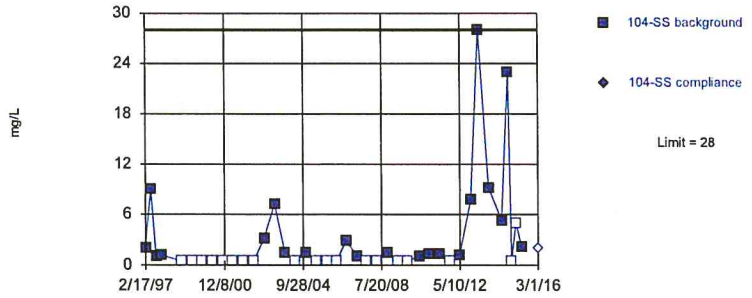

Non-parametric test used in lieu of parametric prediction limit because the Shapiro Wilk normality test showed the data to be non-normal at the 0.01 alpha level. Limit is highest of 40 background values. 47.5% NDs. Well-constituent pair annual alpha = 0.004602. Individual comparison alpha = 0.001152 (1 of 2). After outlier removal distribution was non-normal, so outlier results were invalidated.

Constituent: Total Organic Carbon [TOC] Analysis Run 5/3/2016 8:29 AM

Bridgeton LF Client: RSI Data: BRIDGETON

Sanitas™ v.9.5.24 Software licensed to Jett Environmental Consulting. UG
Hollow symbols indicate censored values.

Within Limit

Prediction Limit

Intrawell Non-parametric

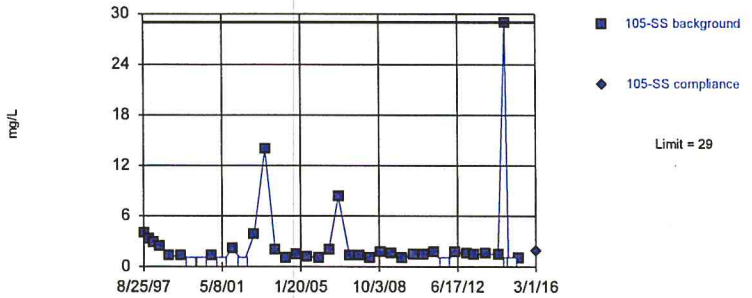

Non-parametric test used in lieu of parametric prediction limit because the Shapiro Wilk normality test showed the data to be non-normal at the 0.01 alpha level. Limit is highest of 40 background values. 17.5% NDs. Well-constituent pair annual alpha = 0.004602. Individual comparison alpha = 0.001152 (1 of 2). Distribution was found to be non-normal after removal of suspect values, so outliers could not be indentified.

Constituent: Total Organic Carbon [TOC] Analysis Run 5/3/2016 8:29 AM

Bridgeton LF Client: RSI Data: BRIDGETON

Sanitas™ v.9.5.24 Software licensed to Jett Environmental Consulting. UG
Hollow symbols indicate censored values.

Within Limit

Prediction Limit

Intrawell Non-parametric

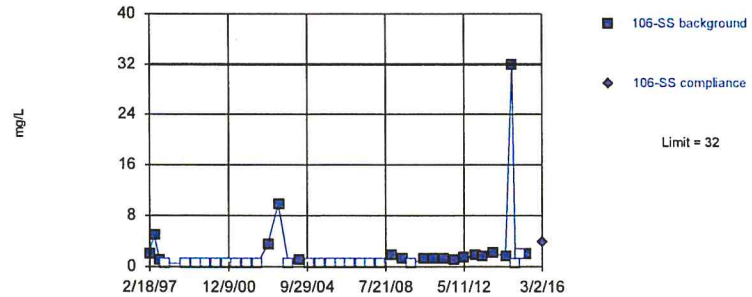

Non-parametric test used in lieu of parametric prediction limit because censored data exceeded 50%. Limit is highest of 40 background values. 52.5% NDs. Well-constituent pair annual alpha = 0.004602. Individual comparison alpha = 0.001152 (1 of 2). After outlier removal distribution was non-normal, so outlier results were invalidated.

Constituent: Total Organic Carbon [TOC] Analysis Run 5/3/2016 8:29 AM

Bridgeton LF Client: RSI Data: BRIDGETON

Sanitas™ v.9.5.24 Software licensed to Jett Environmental Consulting. UG
Hollow symbols indicate censored values.

Within Limit

Prediction Limit

Intrawell Non-parametric

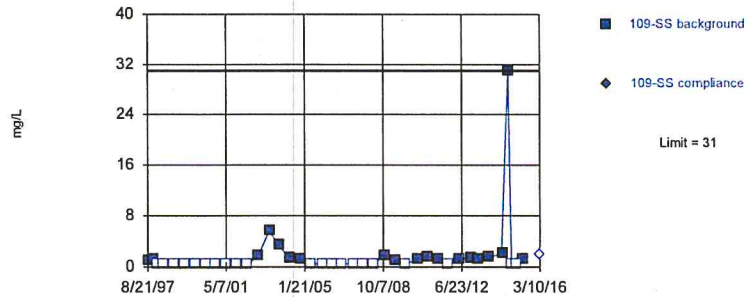

Non-parametric test used in lieu of parametric prediction limit because censored data exceeded 50%. Limit is highest of 40 background values. 52.5% NDs. Well-constituent pair annual alpha = 0.004602. Individual comparison alpha = 0.001152 (1 of 2). After outlier removal distribution was non-normal, so outlier results were invalidated.

Constituent: Total Organic Carbon [TOC] Analysis Run 5/3/2016 8:29 AM

Bridgeton LF Client: RSI Data: BRIDGETON

Sanitas™ v.9.5.24 Software licensed to Jett Environmental Consulting, UG

Within Limit

Prediction Limit

Intrawell Parametric

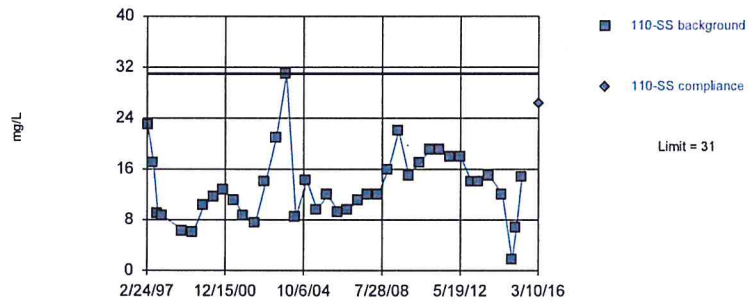

Background Data Summary (based on square root transformation): Mean=3.564, Std. Dev.=0.7759, n=39. Normality test: Shapiro Wilk @alpha = 0.01, calculated = 0.9871, critical = 0.917. Kappa = 2.626 (c=34, w=9, 1 of 2, event alpha = 0.026). Report alpha = 0.00008608. Rosner's outlier test was performed on the background data. One background outlier was removed: 66 (9/23/2014).

Constituent: Total Organic Carbon [TOC] Analysis Run 5/3/2016 8:29 AM

Bridgeton LF Client: RSI Data: BRIDGETON

Sanitas™ v.9.5.24 Software licensed to Jett Environmental Consulting, UG

Hollow symbols indicate censored values.

Within Limit

Prediction Limit

Intrawell Parametric

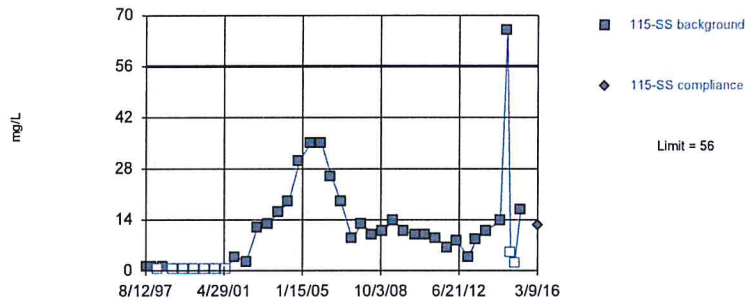

Background Data Summary (based on cube root transformation) (after Kaplan-Meier Adjustment): Mean=1.813, Std. Dev.=0.7701, n=40, 22.5% NDs. Normality test: Shapiro Wilk @alpha = 0.01, calculated = 0.935, critical = 0.919. Kappa = 2.616 (c=34, w=9, 1 of 2, event alpha = 0.026). Report alpha = 0.00008608. After outlier removal distribution was non-normal, so outlier results were invalidated.

Constituent: Total Organic Carbon [TOC] Analysis Run 5/3/2016 8:29 AM

Bridgeton LF Client: RSI Data: BRIDGETON

Sanitas™ v.9.5.24 Software licensed to Jett Environmental Consulting, UG

Hollow symbols indicate censored values.

Within Limit

Prediction Limit

Intrawell Non-parametric

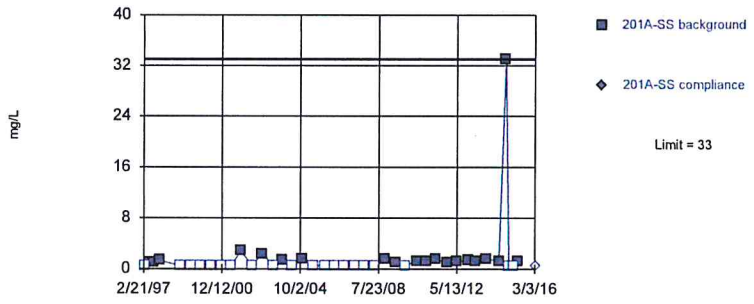

Non-parametric test used in lieu of parametric prediction limit because the Shapiro Wilk normality test showed the data to be non-normal at the 0.01 alpha level. Limit is highest of 40 background values. 50% NDs. Well-constituent pair annual alpha = 0.004602. Individual comparison alpha = 0.001152 (1 of 2). After outlier removal distribution was non-normal, so outlier results were invalidated.

Constituent: Total Organic Carbon [TOC] Analysis Run 5/3/2016 8:29 AM

Bridgeton LF Client: RSI Data: BRIDGETON

Sanitas™ v.9.5.24 Software licensed to Jett Environmental Consulting, UG

Hollow symbols indicate censored values.

Within Limit

Prediction Limit

Intrawell Non-parametric

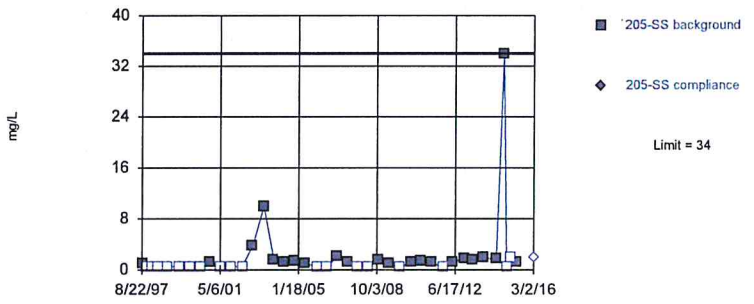

Non-parametric test used in lieu of parametric prediction limit because the Shapiro Wilk normality test showed the data to be non-normal at the 0.01 alpha level. Limit is highest of 40 background values. 45% NDs. Well-constituent pair annual alpha = 0.004602. Individual comparison alpha = 0.001152 (1 of 2). After outlier removal distribution was non-normal, so outlier results were invalidated.

Constituent: Total Organic Carbon [TOC] Analysis Run 5/3/2016 8:29 AM

Bridgeton LF Client: RSI Data: BRIDGETON

Sanitas™ v.9.5.24 Software licensed to Jett Environmental Consulting, UG
Hollow symbols indicate censored values.

Within Limit

Prediction Limit

Intrawell Non-parametric

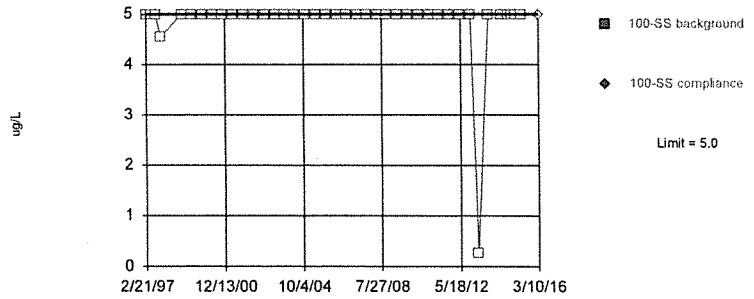

Non-parametric test used in lieu of parametric prediction limit because censored data exceeded 50%. Limit is highest of 40 background values. 100% NDs. Well-constituent pair annual alpha = 0.004602. Individual comparison alpha = 0.001152 (1 of 2). After outlier removal distribution was non-normal, so outlier results were invalidated.

Constituent: Vanadium Total Analysis Run 5/3/2016 8:29 AM

Bridgeton LF Client: RSI Data: BRIDGETON

Sanitas™ v.9.5.24 Software licensed to Jett Environmental Consulting, UG
Hollow symbols indicate censored values.

Within Limit

Prediction Limit

Intrawell Non-parametric

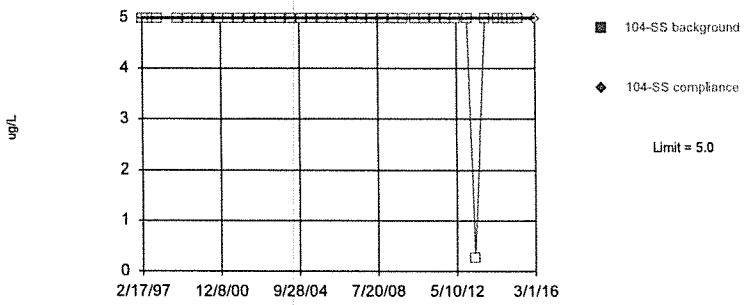

Non-parametric test used in lieu of parametric prediction limit because censored data exceeded 50%. Limit is highest of 40 background values. 100% NDs. Well-constituent pair annual alpha = 0.004602. Individual comparison alpha = 0.001152 (1 of 2). After outlier removal distribution was non-normal, so outlier results were invalidated.

Constituent: Vanadium Total Analysis Run 5/3/2016 8:29 AM

Bridgeton LF Client: RSI Data: BRIDGETON

Sanitas™ v.9.5.24 Software licensed to Jett Environmental Consulting, UG
Hollow symbols indicate censored values.

Within Limit

Prediction Limit

Intrawell Non-parametric

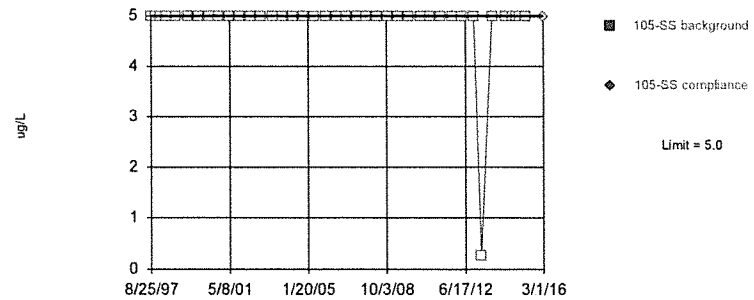

Non-parametric test used in lieu of parametric prediction limit because censored data exceeded 50%. Limit is highest of 40 background values. 100% NDs. Well-constituent pair annual alpha = 0.004602. Individual comparison alpha = 0.001152 (1 of 2). After outlier removal distribution was non-normal, so outlier results were invalidated.

Constituent: Vanadium Total Analysis Run 5/3/2016 8:29 AM

Bridgeton LF Client: RSI Data: BRIDGETON

Sanitas™ v.9.5.24 Software licensed to Jett Environmental Consulting, UG
Hollow symbols indicate censored values.

Within Limit

Prediction Limit

Intrawell Non-parametric

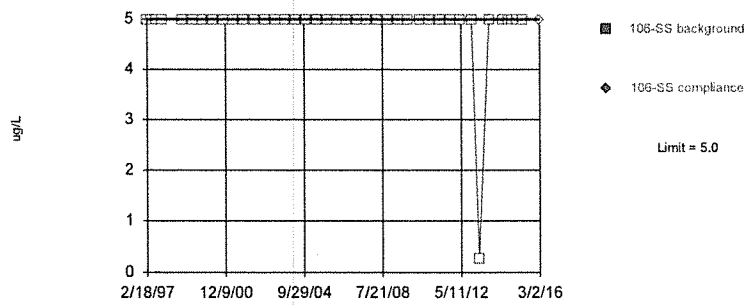

Non-parametric test used in lieu of parametric prediction limit because censored data exceeded 50%. Limit is highest of 40 background values. 100% NDs. Well-constituent pair annual alpha = 0.004602. Individual comparison alpha = 0.001152 (1 of 2). After outlier removal distribution was non-normal, so outlier results were invalidated.

Constituent: Vanadium Total Analysis Run 5/3/2016 8:29 AM

Bridgeton LF Client: RSI Data: BRIDGETON

Sanitas™ v.9.5.24 Software licensed to Jett Environmental Consulting, UG
Hollow symbols indicate censored values.

Within Limit

Prediction Limit

Intrawell Non-parametric

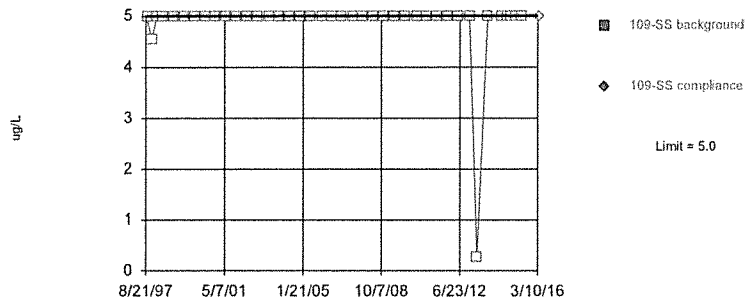

Non-parametric test used in lieu of parametric prediction limit because censored data exceeded 50%. Limit is highest of 40 background values. 100% NDs. Well-constituent pair annual alpha = 0.004602. Individual comparison alpha = 0.001152 (1 of 2). After outlier removal distribution was non-normal, so outlier results were invalidated.

Constituent: Vanadium Total Analysis Run 5/3/2016 8:30 AM

Bridgeton LF Client: RSI Data: BRIDGETON

Sanitas™ v.9.5.24 Software licensed to Jett Environmental Consulting, UG
Hollow symbols indicate censored values.

Within Limit

Prediction Limit

Intrawell Non-parametric

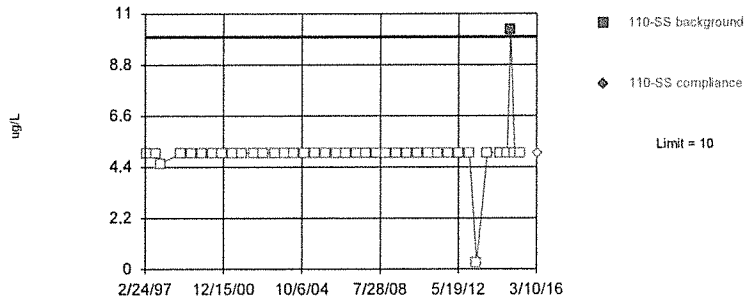

Non-parametric test used in lieu of parametric prediction limit because censored data exceeded 50%. Limit is highest of 40 background values. 97.5% NDs. Well-constituent pair annual alpha = 0.004602. Individual comparison alpha = 0.001152 (1 of 2). After outlier removal distribution was non-normal, so outlier results were invalidated.

Constituent: Vanadium Total Analysis Run 5/3/2016 8:30 AM

Bridgeton LF Client: RSI Data: BRIDGETON

Sanitas™ v.9.5.24 Software licensed to Jett Environmental Consulting, UG
Hollow symbols indicate censored values.

Within Limit

Prediction Limit

Intrawell Non-parametric

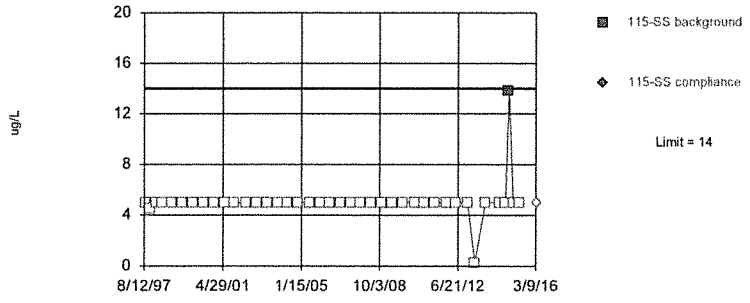

Non-parametric test used in lieu of parametric prediction limit because censored data exceeded 50%. Limit is highest of 40 background values. 97.5% NDs. Well-constituent pair annual alpha = 0.004602. Individual comparison alpha = 0.001152 (1 of 2). After outlier removal distribution was non-normal, so outlier results were invalidated.

Constituent: Vanadium Total Analysis Run 5/3/2016 8:30 AM

Bridgeton LF Client: RSI Data: BRIDGETON

Sanitas™ v.9.5.24 Software licensed to Jett Environmental Consulting, UG
Hollow symbols indicate censored values.

Within Limit

Prediction Limit

Intrawell Non-parametric

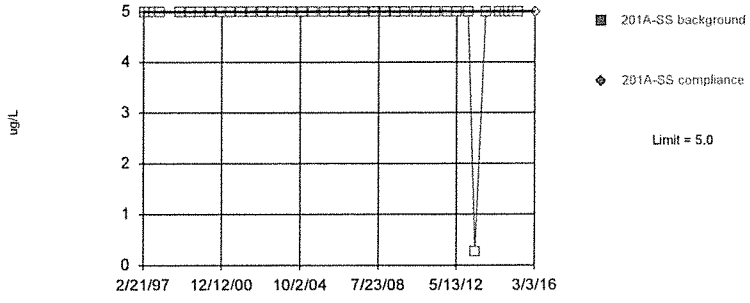

Non-parametric test used in lieu of parametric prediction limit because censored data exceeded 50%. Limit is highest of 40 background values. 100% NDs. Well-constituent pair annual alpha = 0.004602. Individual comparison alpha = 0.001152 (1 of 2). After outlier removal distribution was non-normal, so outlier results were invalidated.

Constituent: Vanadium Total Analysis Run 5/3/2016 8:30 AM

Bridgeton LF Client: RSI Data: BRIDGETON

Sanitas™ v.9.5.24 Software licensed to Jett Environmental Consulting. UG
Hollow symbols indicate censored values.

Within Limit

Prediction Limit

Intrawell Non-parametric

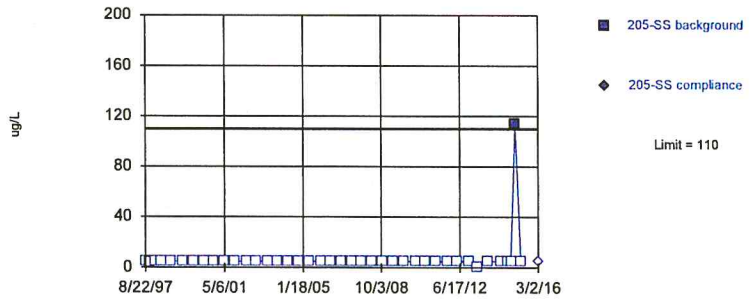

Non-parametric test used in lieu of parametric prediction limit because censored data exceeded 50%. Limit is highest of 40 background values. 97.5% NDs. Well-constituent pair annual alpha = 0.004602. Individual comparison alpha = 0.001152 (1 of 2). After outlier removal distribution was non-normal, so outlier results were invalidated.

Constituent: Vanadium Total Analysis Run 5/3/2016 8:30 AM
Bridgeton LF Client: RSI Data: BRIDGETON

Sanitas™ v.9.5.24 Software licensed to Jett Environmental Consulting. UG
Hollow symbols indicate censored values.

Within Limit

Prediction Limit

Intrawell Non-parametric

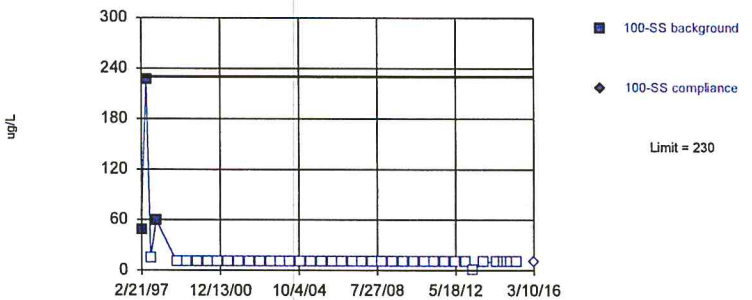

Non-parametric test used in lieu of parametric prediction limit because censored data exceeded 50%. Limit is highest of 40 background values. 92.5% NDs. Well-constituent pair annual alpha = 0.004602. Individual comparison alpha = 0.001152 (1 of 2). After outlier removal distribution was non-normal, so outlier results were invalidated.

Constituent: Zinc Total Analysis Run 5/3/2016 8:30 AM
Bridgeton LF Client: RSI Data: BRIDGETON

Sanitas™ v.9.5.24 Software licensed to Jett Environmental Consulting. UG
Hollow symbols indicate censored values.

Within Limit

Prediction Limit

Intrawell Non-parametric

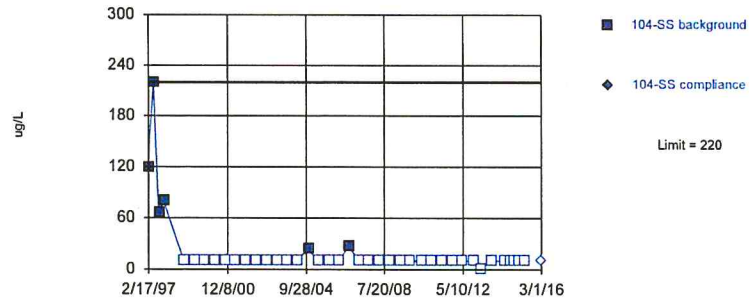

Non-parametric test used in lieu of parametric prediction limit because censored data exceeded 50%. Limit is highest of 40 background values. 85% NDs. Well-constituent pair annual alpha = 0.004602. Individual comparison alpha = 0.001152 (1 of 2). After outlier removal distribution was non-normal, so outlier results were invalidated.

Constituent: Zinc Total Analysis Run 5/3/2016 8:30 AM
Bridgeton LF Client: RSI Data: BRIDGETON

Sanitas™ v.9.5.24 Software licensed to Jett Environmental Consulting. UG
Hollow symbols indicate censored values.

Within Limit

Prediction Limit

Intrawell Non-parametric

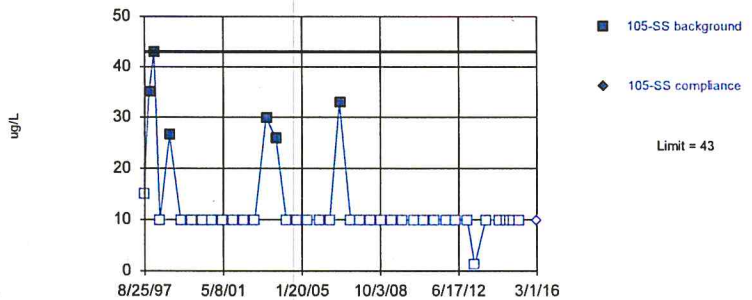

Non-parametric test used in lieu of parametric prediction limit because censored data exceeded 50%. Limit is highest of 40 background values. 85% NDs. Well-constituent pair annual alpha = 0.004602. Individual comparison alpha = 0.001152 (1 of 2). After outlier removal distribution was non-normal, so outlier results were invalidated.

Constituent: Zinc Total Analysis Run 5/3/2016 8:30 AM
Bridgeton LF Client: RSI Data: BRIDGETON

Sanitas™ v.9.5.24 Software licensed to Jett Environmental Consulting, UG
Hollow symbols indicate censored values.

Within Limit

Prediction Limit

Intrawell Non-parametric

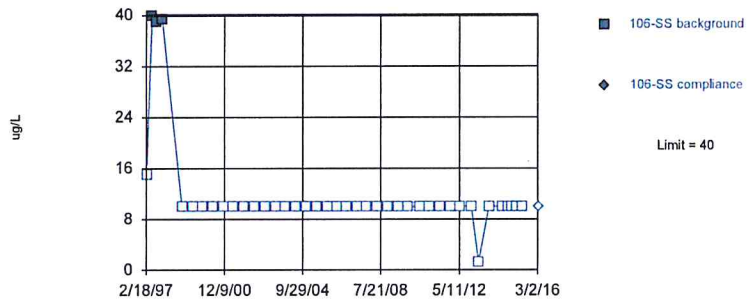

Non-parametric test used in lieu of parametric prediction limit because censored data exceeded 50%. Limit is highest of 40 background values. 92.5% NDs. Well-constituent pair annual alpha = 0.004602. Individual comparison alpha = 0.001152 (1 of 2). After outlier removal distribution was non-normal, so outlier results were invalidated.

Constituent: Zinc Total Analysis Run 5/3/2016 8:30 AM
Bridgeton LF Client: RSI Data: BRIDGETON

Sanitas™ v.9.5.24 Software licensed to Jett Environmental Consulting, UG
Hollow symbols indicate censored values.

Within Limit

Prediction Limit

Intrawell Parametric

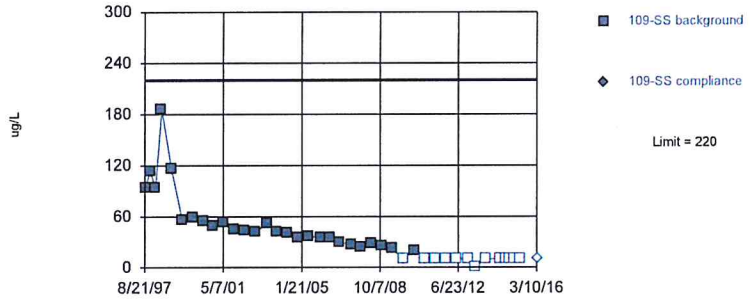

Background Data Summary (based on cube root transformation) (after Kaplan-Meier Adjustment): Mean=2.709, Std. Dev.=1.255, n=40, 32.5% NDs. Normality test: Shapiro Wilk @alpha = 0.01, calculated = 0.9428, critical = 0.919. Kappa = 2.616 (c=34, w=9, 1 of 2, event alpha = 0.026). Report alpha = 0.00008608. After outlier removal distribution was non-normal, so outlier results were invalidated.

Constituent: Zinc Total Analysis Run 5/3/2016 8:30 AM
Bridgeton LF Client: RSI Data: BRIDGETON

Sanitas™ v.9.5.24 Software licensed to Jett Environmental Consulting, UG
Hollow symbols indicate censored values.

Within Limit

Prediction Limit

Intrawell Non-parametric

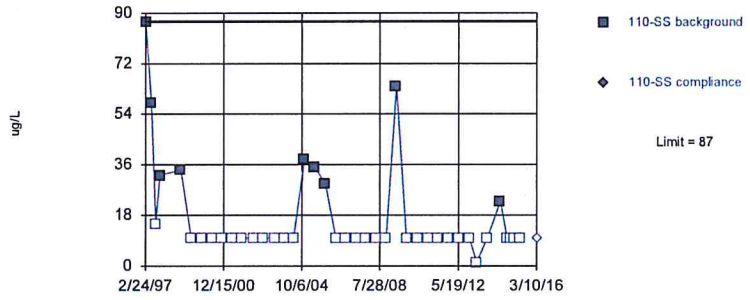

Non-parametric test used in lieu of parametric prediction limit because censored data exceeded 50%. Limit is highest of 40 background values. 77.5% NDs. Well-constituent pair annual alpha = 0.004602. Individual comparison alpha = 0.001152 (1 of 2). After outlier removal distribution was non-normal, so outlier results were invalidated.

Constituent: Zinc Total Analysis Run 5/3/2016 8:30 AM
Bridgeton LF Client: RSI Data: BRIDGETON

Sanitas™ v.9.5.24 Software licensed to Jett Environmental Consulting, UG
Hollow symbols indicate censored values.

Within Limit

Prediction Limit

Intrawell Non-parametric

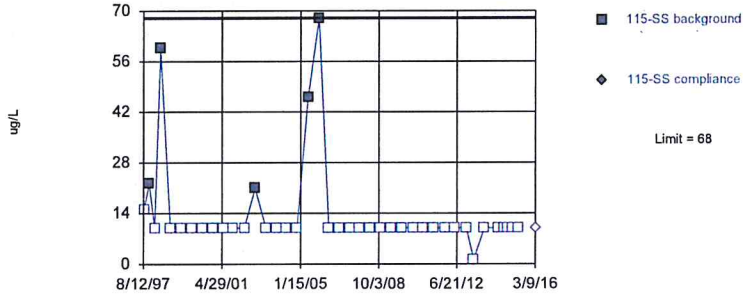

Non-parametric test used in lieu of parametric prediction limit because censored data exceeded 50%. Limit is highest of 40 background values. 87.5% NDs. Well-constituent pair annual alpha = 0.004602. Individual comparison alpha = 0.001152 (1 of 2). After outlier removal distribution was non-normal, so outlier results were invalidated.

Constituent: Zinc Total Analysis Run 5/3/2016 8:30 AM
Bridgeton LF Client: RSI Data: BRIDGETON

Sanitas™ v.9.5.24 Software licensed to Jett Environmental Consulting, UG
Hollow symbols indicate censored values.

Within Limit

Prediction Limit

Intrawell Non-parametric

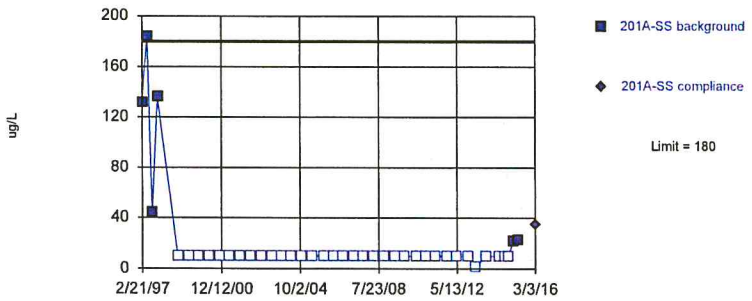

Non-parametric test used in lieu of parametric prediction limit because censored data exceeded 50%. Limit is highest of 40 background values. 85% NDs. Well-constituent pair annual alpha = 0.004602. Individual comparison alpha = 0.001152 (1 of 2). After outlier removal distribution was non-normal, so outlier results were invalidated.

Constituent: Zinc Total Analysis Run 5/3/2016 8:30 AM
Bridgeton LF Client: RSI Data: BRIDGETON

Sanitas™ v.9.5.24 Software licensed to Jett Environmental Consulting, UG
Hollow symbols indicate censored values.

Within Limit

Prediction Limit

Intrawell Non-parametric

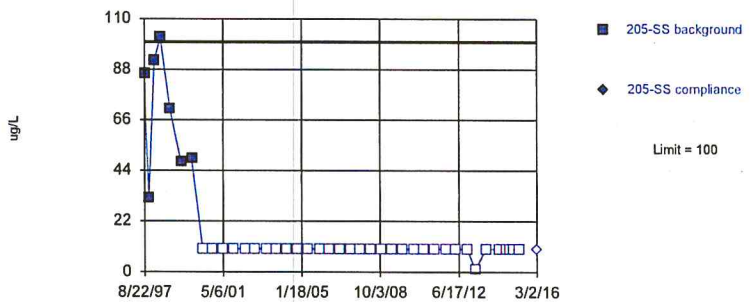

Non-parametric test used in lieu of parametric prediction limit because censored data exceeded 50%. Limit is highest of 40 background values. 82.5% NDs. Well-constituent pair annual alpha = 0.004602. Individual comparison alpha = 0.001152 (1 of 2). After outlier removal distribution was non-normal, so outlier results were invalidated.

Constituent: Zinc Total Analysis Run 5/3/2016 8:30 AM
Bridgeton LF Client: RSI Data: BRIDGETON

Sanitas™ v.9.5.24 Software licensed to Jett Environmental Consulting, UG
Hollow symbols indicate censored values.

Within Limit

Prediction Limit

Intrawell Non-parametric

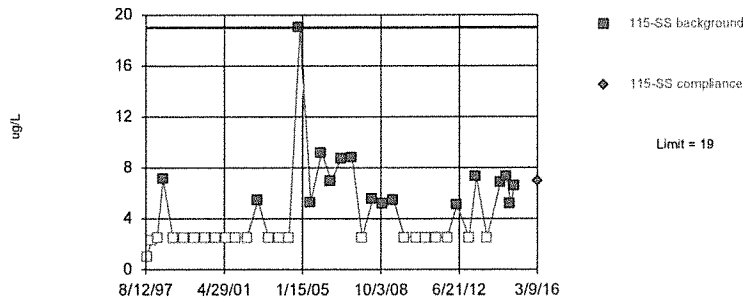

Non-parametric test used in lieu of parametric prediction limit because censored data exceeded 50%. Limit is highest of 39 background values. 56.41% NDs. Well-constituent pair annual alpha = 0.004868. Individual comparison alpha = 0.001219 (1 of 2). After outlier removal distribution was non-normal, so outlier results were invalidated.

Constituent: Arsenic Total Analysis Run 5/3/2016 8:32 AM

Bridgeton LF Client: RSI Data: BRIDGETON

Sanitas™ v.9.5.24 Software licensed to Jett Environmental Consulting, UG

Within Limit

Prediction Limit

Intrawell Parametric

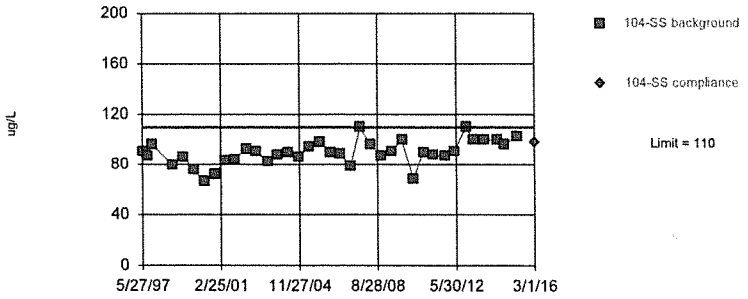

Background Data Summary (based on square transformation): Mean=8144, Std. Dev.=1768, n=37. Normality test: Shapiro Wilk @alpha = 0.01, calculated = 0.9731, critical = 0.914. Kappa = 2.645 (c=34, w=9, 1 of 2, event alpha = 0.026). Report alpha = 0.00008608. Rosner's outlier test was performed on the background data. One background outlier was removed: 214 (2/17/1997).

Constituent: Barium Total Analysis Run 5/3/2016 8:35 AM

Bridgeton LF Client: RSI Data: BRIDGETON

Sanitas™ v.9.5.24 Software licensed to Jett Environmental Consulting, UG

Within Limit

Prediction Limit

Intrawell Parametric

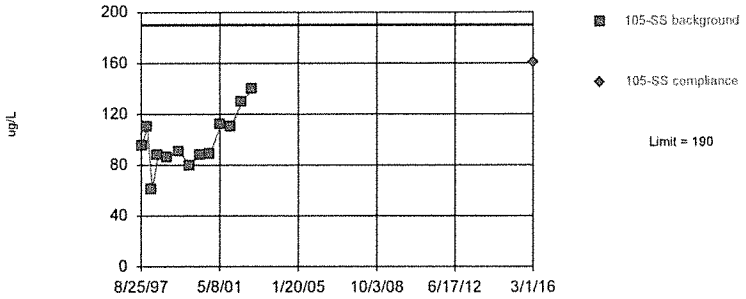

Background Data Summary (based on cube root transformation): Mean=4.594, Std. Dev.=0.3338, n=13. Normality test: Shapiro Wilk @alpha = 0.05, calculated = 0.9537, critical = 0.866. Kappa = 3.446 (c=34, w=9, 1 of 2, event alpha = 0.026). Report alpha = 0.00008608. EPA 1989 outlier screening was performed on the background data (to establish suspected outliers for Dixon's/Rosner's). No background outliers were found.

Constituent: Barium Total Analysis Run 5/3/2016 8:35 AM

Bridgeton LF Client: RSI Data: BRIDGETON

Sanitas™ v.9.5.24 Software licensed to Jett Environmental Consulting, UG

Within Limit

Prediction Limit

Intrawell Parametric

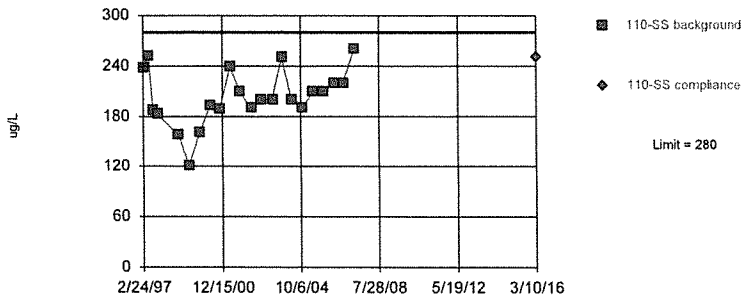

Background Data Summary (based on square transformation): Mean=42528, Std. Dev.=13153, n=22. Normality test: Shapiro Wilk @alpha = 0.01, calculated = 0.9665, critical = 0.878. Kappa = 2.899 (c=34, w=9, 1 of 2, event alpha = 0.026). Report alpha = 0.00008608. Dixon's outlier test was performed on the background data. No background outliers were found.

Constituent: Barium Total Analysis Run 5/3/2016 8:35 AM

Bridgeton LF Client: RSI Data: BRIDGETON

Sanitas™ v.9.5.24 Software licensed to Jett Environmental Consulting, UG

Within Limit

Prediction Limit

Intrawell Parametric

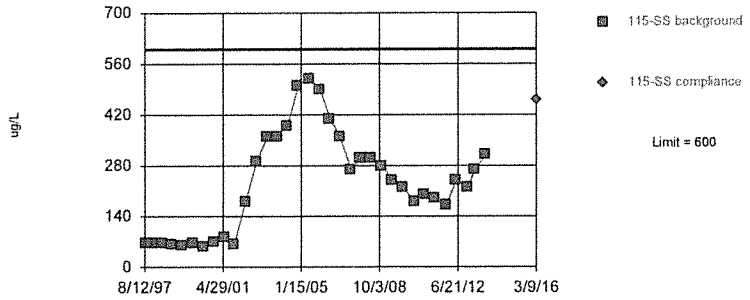

Background Data Summary: Mean=228, Std. Dev.=139.9, n=35. Normality test: Shapiro Wilk @alpha = 0.01, calculated = 0.9107, critical = 0.91. Kappa = 2.664 (c=34, w=9, 1 of 2, event alpha = 0.026). Report alpha = 0.00008608. EPA 1989 outlier screening was performed on the background data (to establish suspected outliers for Dixon's/Rosner's). No background outliers were found.

Constituent: Barium Total Analysis Run 5/3/2016 8:35 AM

Bridgeton LF Client: RSI Data: BRIDGETON

Sanitas™ v.9.5.24 Software licensed to Jett Environmental Consulting, UG

Within Limit

Prediction Limit

Intrawell Non-parametric

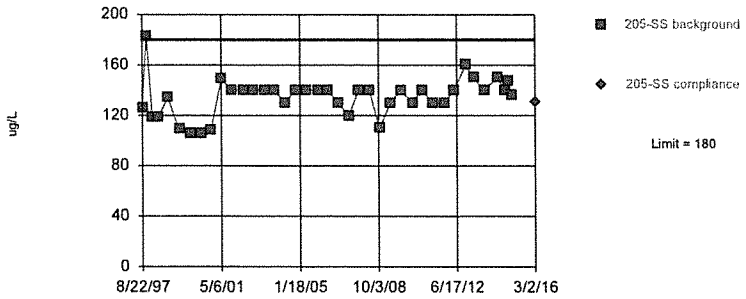

Non-parametric test used in lieu of parametric prediction limit because the Shapiro Wilk normality test showed the data to be non-normal at the 0.01 alpha level. Limit is highest of 39 background values. Well-constituent pair annual alpha = 0.004868. Individual comparison alpha = 0.001219 (1 of 2). After outlier removal distribution was non-normal, so outlier results were invalidated.

Constituent: Barium Total Analysis Run 5/3/2016 8:36 AM

Bridgeton LF Client: RSI Data: BRIDGETON

Sanitas™ v.9.5.24 Software licensed to Jett Environmental Consulting, UG
Hollow symbols indicate censored values.

Within Limit

Prediction Limit

Intrawell Parametric

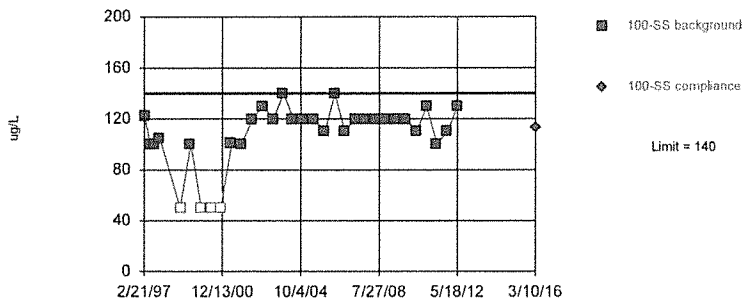

Background Data Summary (based on x^4 transformation): Mean=1.7e8, Std. Dev.=9.7e7, n=32, 12.5% NDs. Normality test: Shapiro Wilk @alpha = 0.01, calculated = 0.9258, critical = 0.904. Kappa = 2.7 (c=34, w=9, 1 of 2, event alpha = 0.026). Report alpha = 0.00008608. After outlier removal distribution was non-normal, so outlier results were invalidated.

Constituent: Boron Total Analysis Run 5/3/2016 8:37 AM

Bridgeton LF Client: RSI Data: BRIDGETON

Sanitas™ v.9.5.24 Software licensed to Jett Environmental Consulting, UG
Hollow symbols indicate censored values.

Within Limit

Prediction Limit

Intrawell Non-parametric

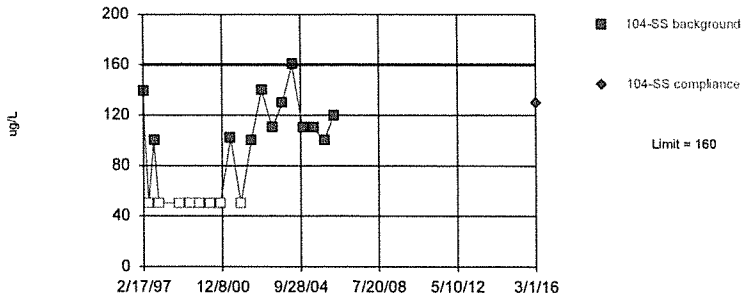

Non-parametric test used in lieu of parametric prediction limit because the Shapiro Wilk normality test showed the data to be non-normal at the 0.01 alpha level. Limit is highest of 20 background values. 40% NDs. Well-constituent pair annual alpha = 0.01677. Individual comparison alpha = 0.004219 (1 of 2). After outlier removal distribution was non-normal, so outlier results were invalidated.

Constituent: Boron Total Analysis Run 5/3/2016 8:37 AM

Bridgeton LF Client: RSI Data: BRIDGETON

Sanitas™ v.9.5.24 Software licensed to Jett Environmental Consulting, OG
Hollow symbols indicate censored values.

Within Limit

Prediction Limit

Intrawell Non-parametric

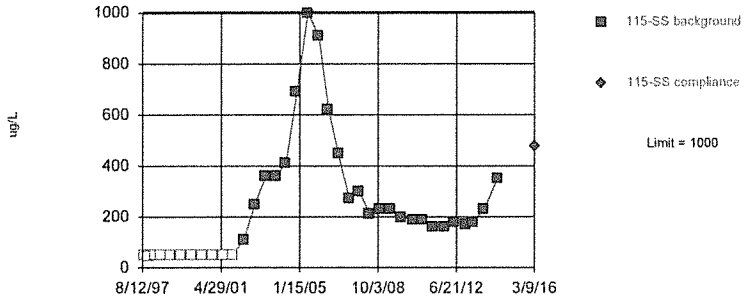

Non-parametric test used in lieu of parametric prediction limit because the Shapiro Wilk normality test showed the data to be non-normal at the 0.01 alpha level. Limit is highest of 36 background values. 30.56% NDs. Well-constituent pair annual alpha = 0.005668. Individual comparison alpha = 0.00142 (1 of 2). After outlier removal distribution was non-normal, so outlier results were invalidated.

Constituent: Boron Total Analysis Run 5/3/2016 8:37 AM

Bridgeton LF Client: RSI Data: BRIDGETON

Sanitas™ v.9.5.24 Software licensed to Jett Environmental Consulting, UG

Exceeds Limit

Prediction Limit

Intrawell Parametric

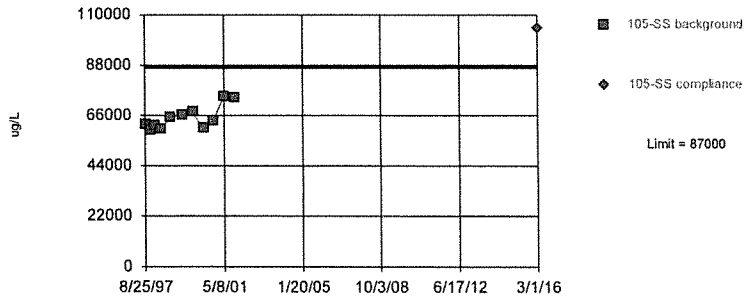

Background Data Summary (based on natural log transformation): Mean=11.08, Std. Dev.=0.07786, n=11. Normality test: Shapiro Wilk @alpha = 0.05, calculated = 0.8783, critical = 0.85. Kappa = 3.728 (c=34, w=9, 1 of 2, event alpha = 0.026). Report alpha = 0.00008608. EPA 1989 outlier screening was performed on the background data (to establish suspected outliers for Dixon's/Rosner's). No background outliers were found.

Constituent: Calcium Total Analysis Run 5/3/2016 8:40 AM

Bridgeton LF Client: RSI Data: BRIDGETON

Sanitas™ v.9.5.24 Software licensed to Jett Environmental Consulting, UG

Within Limit

Prediction Limit

Intrawell Parametric

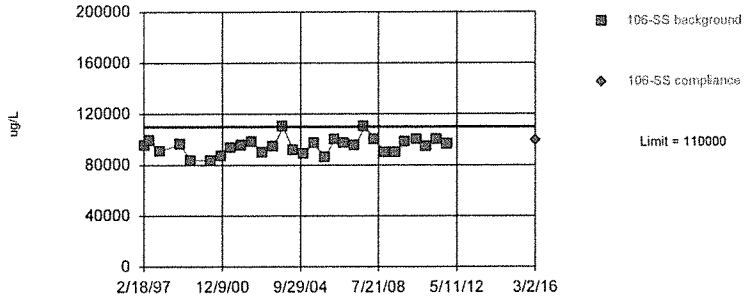

Background Data Summary (based on natural log transformation): Mean=11.46, Std. Dev.=0.06699, n=29. Normality test: Shapiro Wilk @alpha = 0.01, calculated = 0.9547, critical = 0.898. Kappa = 2.741 (c=34, w=9, 1 of 2, event alpha = 0.026). Report alpha = 0.00008608. Rosner's outlier test was performed on the background data. Two background outliers were removed: 60000 (8/25/1997); 9000 (11/19/1999).

Constituent: Calcium Total Analysis Run 5/3/2016 8:40 AM

Bridgeton LF Client: RSI Data: BRIDGETON

Sanitas™ v.9.5.24 Software licensed to Jett Environmental Consulting, UG

Within Limit

Prediction Limit

Intrawell Parametric

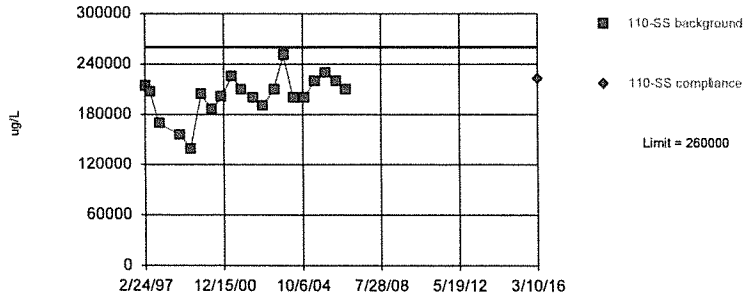

Background Data Summary (based on cube transformation): Mean=8.6e15, Std. Dev.=2.9e15, n=20. Normality test: Shapiro Wilk @alpha = 0.01, calculated = 0.966, critical = 0.868. Kappa = 2.957 (c=34, w=9, 1 of 2, event alpha = 0.026). Report alpha = 0.00008608. Dixon's outlier test was performed on the background data. One background outlier was removed: 91000 (8/22/1997).

Constituent: Calcium Total Analysis Run 5/3/2016 8:40 AM

Bridgeton LF Client: RSI Data: BRIDGETON

Sanitas™ v.9.5.24 Software licensed to Jett Environmental Consulting, UG

Within Limit

Prediction Limit

Intrawell Parametric

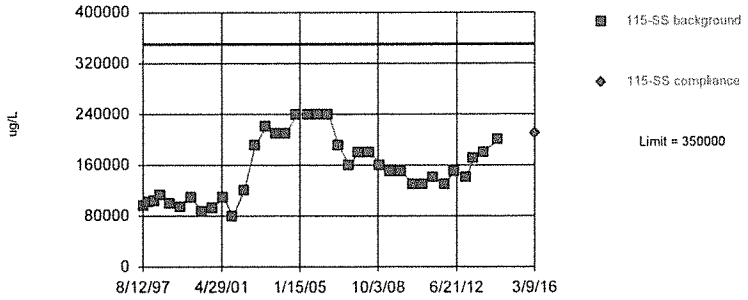

Background Data Summary (based on natural log transformation): Mean=11.89, Std. Dev.=0.3286, n=36. Normality test: Shapiro Wilk @alpha = 0.01, calculated = 0.9447, critical = 0.912. Kappa = 2.654 (c=34, w=9, 1 of 2, event alpha = 0.026). Report alpha = 0.00008608. EPA 1989 outlier screening was performed on the background data (to establish suspected outliers for Dixon's/Rosner's). No background outliers were found.

Constituent: Calcium Total Analysis Run 5/3/2016 8:40 AM

Bridgeton LF Client: RSI Data: BRIDGETON

Sanitas™ v.9.5.24 Software licensed to Jett Environmental Consulting, UG

Within Limit

Prediction Limit

Intrawell Parametric

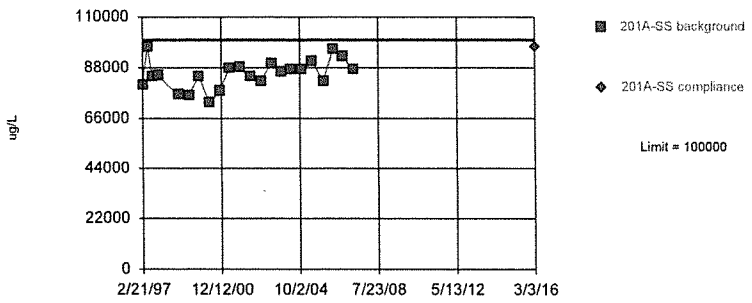

Background Data Summary: Mean=85186, Std. Dev.=6232, n=22. Normality test: Shapiro Wilk @alpha = 0.01, calculated = 0.9801, critical = 0.878. Kappa = 2.899 (c=34, w=9, 1 of 2, event alpha = 0.026). Report alpha = 0.00008608. EPA 1989 outlier screening was performed on the background data (to establish suspected outliers for Dixon's/Rosner's). No background outliers were found.

Constituent: Calcium Total Analysis Run 5/3/2016 8:41 AM

Bridgeton LF Client: RSI Data: BRIDGETON

Sanitas™ v.9.5.24 Software licensed to Jett Environmental Consulting, OG

Within Limit

Prediction Limit

Intrawell Non-parametric

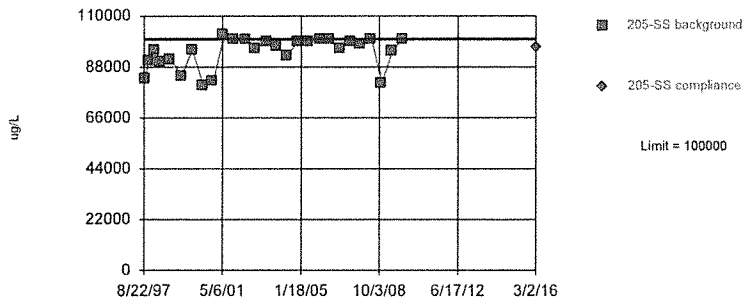

Non-parametric test used in lieu of parametric prediction limit because the Shapiro Wilk normality test showed the data to be non-normal at the 0.01 alpha level. Limit is highest of 27 background values. Well-constituent pair annual alpha = 0.009865. Individual comparison alpha = 0.002475 (1 of 2). After outlier removal distribution was non-normal. so outlier results were invalidated.

Constituent: Calcium Total Analysis Run 5/3/2016 8:41 AM

Bridgeton LF Client: RSI Data: BRIDGETON

Sanitas™ v.9.5.24 Software licensed to Jett Environmental Consulting, UG
Hollow symbols indicate censored values.

Within Limit

Prediction Limit

Intrawell Non-parametric

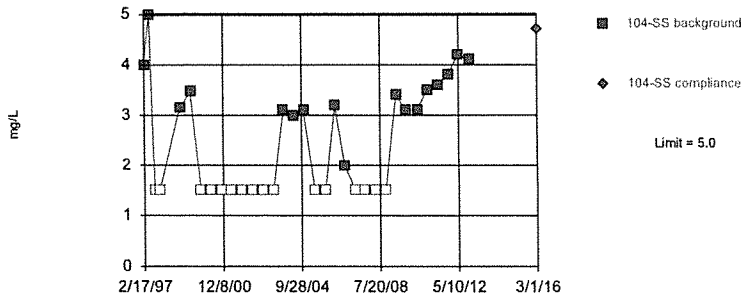

Non-parametric test used in lieu of parametric prediction limit because the Shapiro Wilk normality test showed the data to be non-normal at the 0.01 alpha level. Limit is highest of 33 background values. 48.48% NDs. Well-constituent pair annual alpha = 0.006735. Individual comparison alpha = 0.001688 (1 of 2). After outlier removal distribution was non-normal, so outlier results were invalidated.

Constituent: Chloride Analysis Run 5/3/2016 8:44 AM

Bridgeton LF Client: RSI Data: BRIDGETON

Sanitas™ v.9.5.24 Software licensed to Jett Environmental Consulting, UG

Exceeds Limit

Prediction Limit

Intrawell Parametric

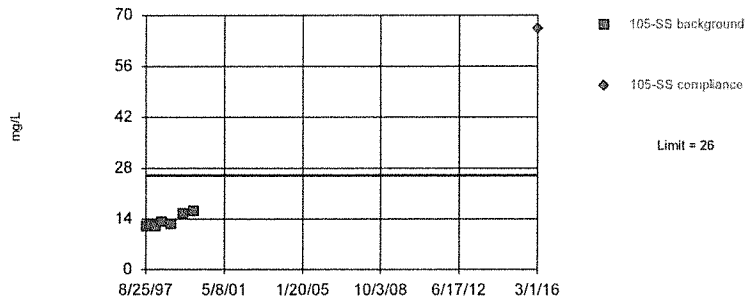

Background Data Summary (based on natural log transformation): Mean=2.586, Std. Dev.=0.1213, n=7. Normality test: Shapiro Wilk @alpha = 0.1, calculated = 0.8516, critical = 0.838. Kappa = 5.42 (c=34, w=9, 1 of 2, event alpha = 0.026). Report alpha = 0.00008608. EPA 1989 outlier screening was performed on the background data (to establish suspected outliers for Dixon's/Rosner's). No background outliers were found.

Constituent: Chloride Analysis Run 5/3/2016 8:44 AM

Bridgeton LF Client: RSI Data: BRIDGETON

Sanitas™ v.9.5.24 Software licensed to Jett Environmental Consulting, UG

Exceeds Limit

Prediction Limit

Intrawell Non-parametric

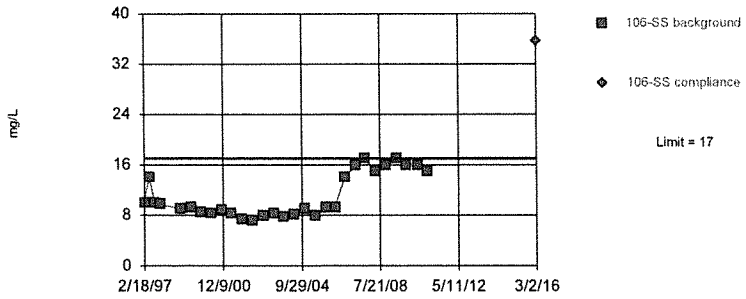

Non-parametric test used in lieu of parametric prediction limit because the Shapiro Wilk normality test showed the data to be non-normal at the 0.01 alpha level. Limit is highest of 29 background values. Well-constituent pair annual alpha = 0.00858. Individual comparison alpha = 0.002152 (1 of 2). After outlier removal distribution was non-normal, so outlier results were invalidated.

Constituent: Chloride Analysis Run 5/3/2016 8:44 AM

Bridgeton LF Client: RSI Data: BRIDGETON

Sanitas™ v.9.5.24 Software licensed to Jett Environmental Consulting, UG

Within Limit

Prediction Limit

Intrawell Parametric

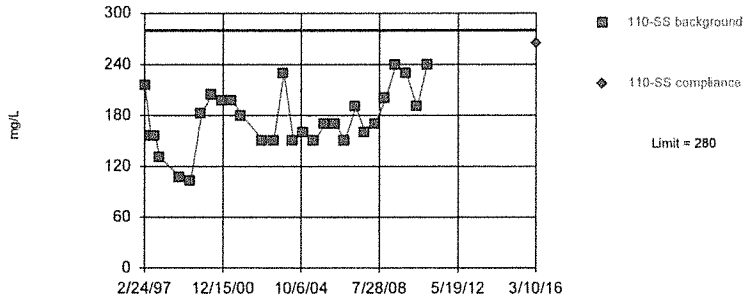

Background Data Summary: Mean=176, Std. Dev.=36.15, n=28. Normality test: Shapiro Wilk @alpha = 0.01, calculated = 0.9609, critical = 0.896. Kappa = 2.759 (c=34, w=9, 1 of 2, event alpha = 0.026). Report alpha = 0.00008608. Rosner's outlier test was performed on the background data. One background outlier was removed: <3 (5/21/2002).

Constituent: Chloride Analysis Run 5/3/2016 8:44 AM

Bridgeton LF Client: RSI Data: BRIDGETON

Sanitas™ v.9.5.24 Software licensed to Jett Environmental Consulting, UG

Within Limit

Prediction Limit

Intrawell Parametric

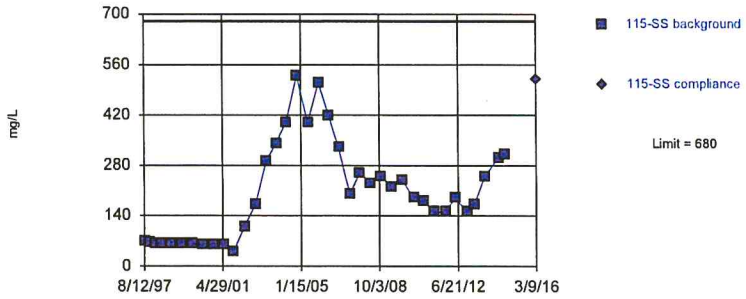

Background Data Summary (based on square root transformation): Mean=13.59, Std. Dev.=4.687, n=37. Normality test: Shapiro Wilk @alpha = 0.01, calculated = 0.9332, critical = 0.914. Kappa = 2.645 (c=34, w=9, 1 of 2, event alpha = 0.026). Report alpha = 0.00008608. EPA 1989 outlier screening was performed on the background data (to establish suspected outliers for Dixon's/Rosner's). No background outliers were found.

Constituent: Chloride Analysis Run 5/3/2016 8:45 AM

Bridgeton LF Client: RSI Data: BRIDGETON

Sanitas™ v.9.5.24 Software licensed to Jett Environmental Consulting, UG
Hollow symbols indicate censored values.

Exceeds Limit

Prediction Limit

Intrawell Non-parametric

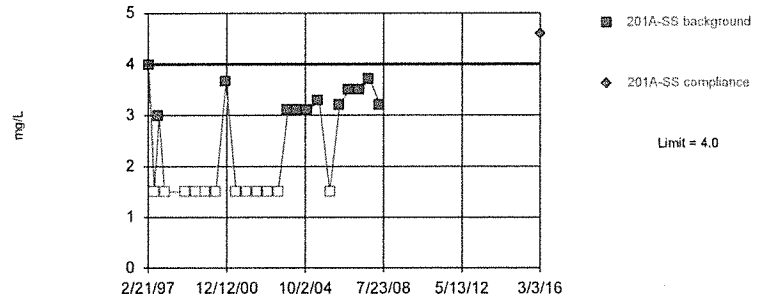

Non-parametric test used in lieu of parametric prediction limit because the Shapiro Wilk normality test showed the data to be non-normal at the 0.01 alpha level. Limit is highest of 24 background values. 50% NDs. Well-constituent pair annual alpha = 0.01227. Individual comparison alpha = 0.003083 (1 of 2). After outlier removal distribution was non-normal, so outlier results were invalidated.

Constituent: Chloride Analysis Run 5/3/2016 8:45 AM

Bridgeton LF Client: RSI Data: BRIDGETON

Sanitas™ v.9.5.24 Software licensed to Jett Environmental Consulting, UG

Within Limit

Prediction Limit

Intrawell Parametric

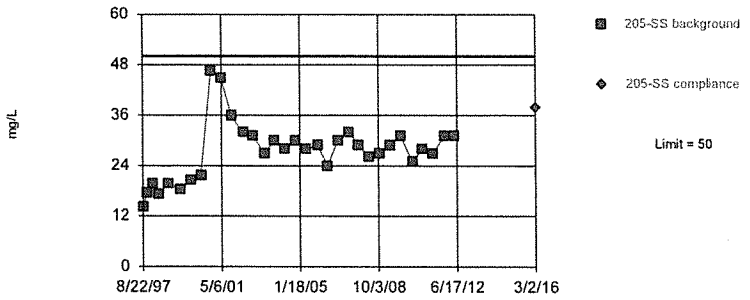

Background Data Summary (based on cube root transformation): Mean=2.998, Std. Dev.=0.2584, n=32. Normality test: Shapiro Wilk @alpha = 0.01, calculated = 0.9458, critical = 0.904. Kappa = 2.7 (c=34, w=9, 1 of 2, event alpha = 0.026). Report alpha = 0.00008608. EPA 1989 outlier screening was performed on the background data (to establish suspected outliers for Dixon's/Rosner's). No background outliers were found.

Constituent: Chloride Analysis Run 5/3/2016 8:45 AM

Bridgeton LF Client: RSI Data: BRIDGETON

Sanitas™ v.9.5.24 Software licensed to Jett Environmental Consulting, UG

Within Limit

Prediction Limit

Intrawell Parametric

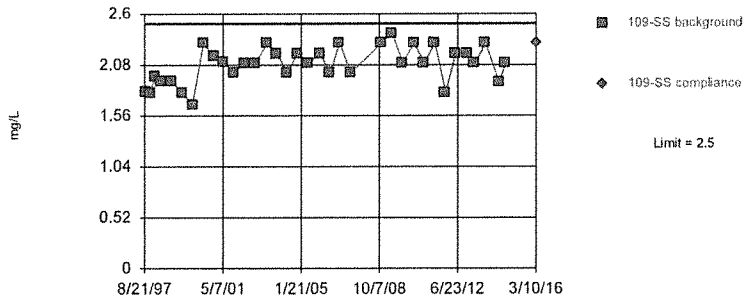

Background Data Summary (based on cube transformation): Mean=9.297, Std. Dev.=2.313, n=35. Normality test: Shapiro Wilk @alpha = 0.01, calculated = 0.952, critical = 0.91. Kappa = 2.664 (c=34, w=9, 1 of 2, event alpha = 0.026). Report alpha = 0.00008608. EPA 1989 outlier screening was performed on the background data (to establish suspected outliers for Dixon's/Rosner's). No background outliers were found.

Constituent: Fluoride Analysis Run 5/3/2016 8:46 AM

Bridgeton LF Client: RSI Data: BRIDGETON

Sanitas™ v.9.5.24 Software licensed to Jett Environmental Consulting, UG

Within Limit

Prediction Limit

Intrawell Parametric

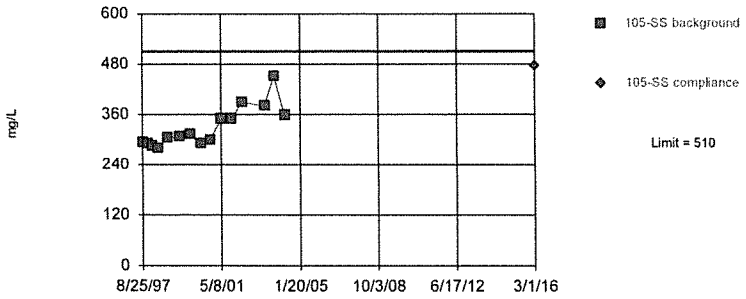

Background Data Summary (based on natural log transformation): Mean=5.79, Std. Dev.=0.1385, n=15. Normality test: Shapiro Wilk @alpha = 0.05, calculated = 0.8889, critical = 0.881. Kappa = 3.25 (c=34, w=9, 1 of 2, event alpha = 0.026). Report alpha = 0.00008608. Dixon's outlier test was performed on the background data. One background outlier was removed: 130 (11/19/2002).

Constituent: Hardness Total Analysis Run 5/3/2016 8:48 AM

Bridgeton LF Client: RSI Data: BRIDGETON

Sanitas™ v.9.5.24 Software licensed to Jett Environmental Consulting, OG

Within Limit

Prediction Limit

Intrawell Parametric

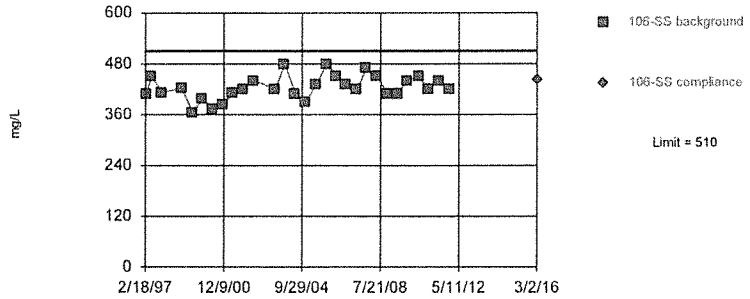

Background Data Summary (based on square root transformation): Mean=20.59, Std. Dev.=0.6924, n=29. Normality test: Shapiro Wilk @alpha = 0.01, calculated = 0.9676, critical = 0.898. Kappa = 2.741 (c=34, w=9, 1 of 2, event alpha = 0.026). Report alpha = 0.00008608. Rosner's outlier test was performed on the background data. Two background outliers were removed: 265 (8/25/1997); 130 (11/19/2002).

Constituent: Hardness Total Analysis Run 5/3/2016 8:48 AM

Bridgeton LF Client: RSI Data: BRIDGETON

Sanitas™ v.9.5.24 Software licensed to Jett Environmental Consulting, UG

Within Limit

Prediction Limit

Intrawell Parametric

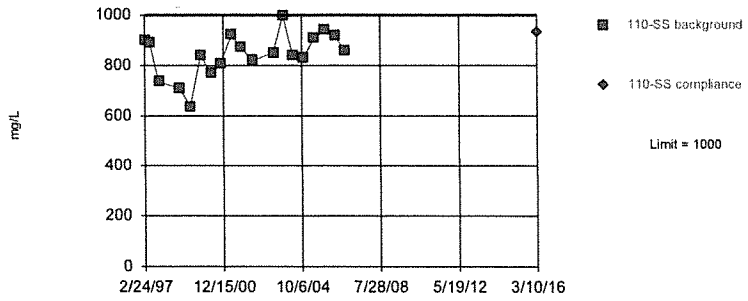

Background Data Summary (based on cube transformation): Mean=6.2e8, Std. Dev.=1.8e8, n=19. Normality test: Shapiro Wilk @alpha = 0.05, calculated = 0.9879, critical = 0.901. Kappa = 3.006 (c=34, w=9, 1 of 2, event alpha = 0.026). Report alpha = 0.00008608. Dixon's outlier test was performed on the background data. Two background outliers were removed: 437 (8/22/1997); 270 (11/19/2002).

Constituent: Hardness Total Analysis Run 5/3/2016 8:50 AM

Bridgeton LF Client: RSI Data: BRIDGETON

Sanitas™ v.9.5.24 Software licensed to Jett Environmental Consulting, UG

Within Limit

Prediction Limit

Intrawell Parametric

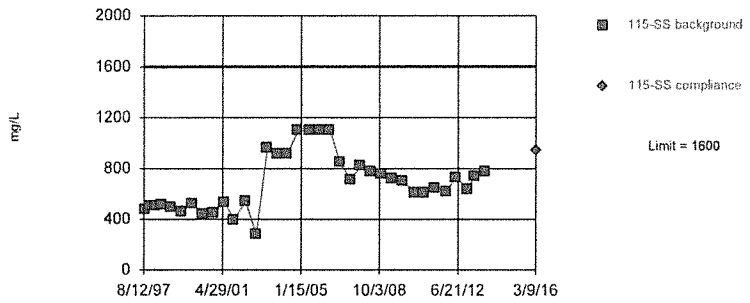

Background Data Summary (based on natural log transformation): Mean=6.483, Std. Dev.=0.3251, n=35. Normality test: Shapiro Wilk @alpha = 0.01, calculated = 0.9662, critical = 0.91. Kappa = 2.664 (c=34, w=9, 1 of 2, event alpha = 0.026). Report alpha = 0.00008608. EPA 1989 outlier screening was performed on the background data (to establish suspected outliers for Dixon's/Rosner's). No background outliers were found.

Constituent: Hardness Total Analysis Run 5/3/2016 8:51 AM

Bridgeton LF Client: RSI Data: BRIDGETON

Sanitas™ v.9.5.24 Software licensed to Jett Environmental Consulting, UG

Within Limit

Prediction Limit

Intrawell Parametric

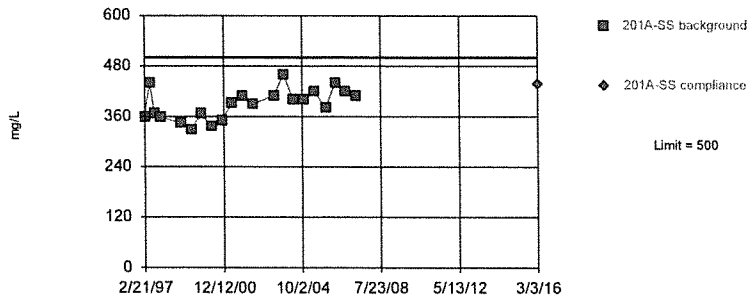

Background Data Summary (based on square root transformation): Mean=19.72, Std. Dev.=0.9201, n=21. Normality test: Shapiro Wilk @alpha = 0.01, calculated = 0.9763, critical = 0.873. Kappa = 2.928 (c=34, w=9, 1 of 2, event alpha = 0.026). Report alpha = 0.00008608. Dixon's outlier test was performed on the background data. One background outlier was removed: 120 (11/19/2002).

Constituent: Hardness Total Analysis Run 5/3/2016 8:51 AM

Bridgeton LF Client: RSI Data: BRIDGETON

Sanitas™ v.9.5.24 Software licensed to Jett Environmental Consulting, UG

Within Limit

Prediction Limit

Intrawell Parametric

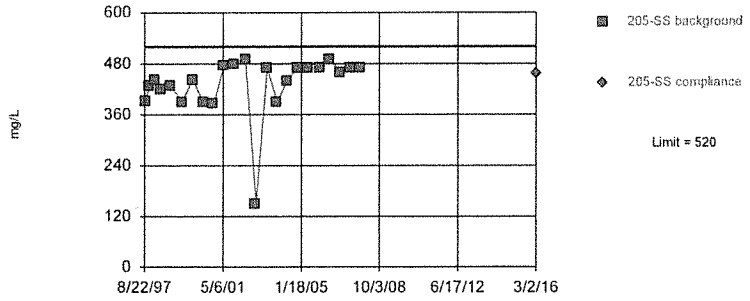

Background Data Summary (based on x^6 transformation): Mean=8.0e15, Std. Dev.=3.9e15, n=23. Normality test: Shapiro Wilk @alpha = 0.01, calculated = 0.936, critical = 0.881. Kappa = 2.87 (c=34, w=9, 1 of 2, event alpha = 0.026). Report alpha = 0.00008608. After outlier removal distribution was non-normal, so outlier results were invalidated.

Constituent: Hardness Total Analysis Run 5/3/2016 8:51 AM

Bridgeton LF Client: RSI Data: BRIDGETON

Sanitas™ v.9.5.24 Software licensed to Jett Environmental Consulting, UG

Exceeds Limit

Prediction Limit

Intrawell Parametric

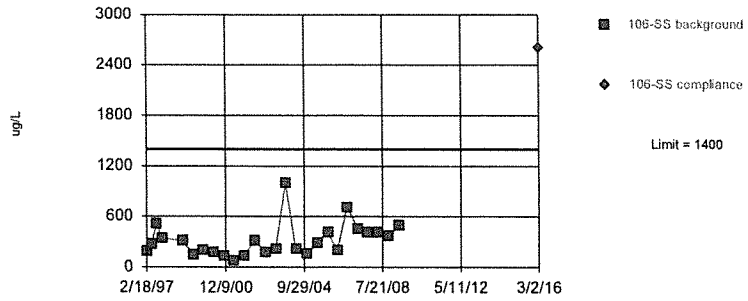

Background Data Summary (based on natural log transformation): Mean=5.605, Std. Dev.=0.5835, n=26. Normality test: Shapiro Wilk @alpha = 0.01, calculated = 0.9865, critical = 0.891. Kappa = 2.795 (c=34, w=9, 1 of 2, event alpha = 0.026). Report alpha = 0.00008608. EPA 1989 outlier screening was performed on the background data (to establish suspected outliers for Dixon's/Rosner's). No background outliers were found.

Constituent: Iron Total Analysis Run 5/3/2016 8:52 AM

Bridgeton LF Client: RSI Data: BRIDGETON

Sanitas™ v.9.5.24 Software licensed to Jett Environmental Consulting, UG

Within Limit

Prediction Limit

Intrawell Non-parametric

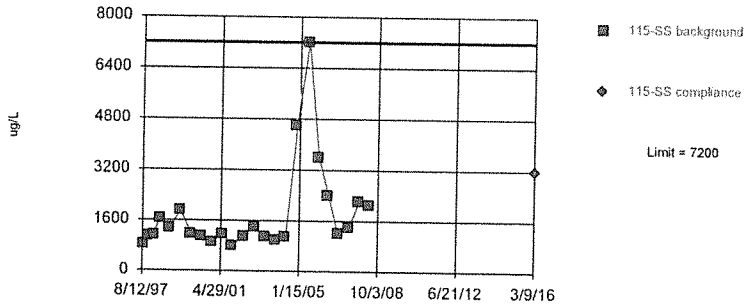

Non-parametric test used in lieu of parametric prediction limit because the Shapiro Wilk normality test showed the data to be non-normal at the 0.01 alpha level. Limit is highest of 24 background values. Well-constituent pair annual alpha = 0.01227. Individual comparison alpha = 0.003083 (1 of 2). Distribution was found to be non-normal after removal of suspect values, so outliers could not be indentified.

Constituent: Iron Total Analysis Run 5/3/2016 8:52 AM

Bridgeton LF Client: RSI Data: BRIDGETON

Sanitas™ v.9.5.24 Software licensed to Jett Environmental Consulting, UG

Within Limit

Prediction Limit

Intrawell Parametric

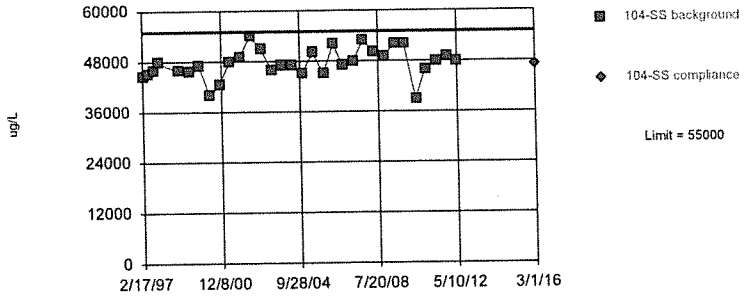

Background Data Summary (based on cube transformation): Mean=1.1e14, Std. Dev.=2.3e13, n=32. Normality test: Shapiro Wilk @alpha = 0.01, calculated = 0.973, critical = 0.904. Kappa = 2.7 (c=34, w=9, 1 of 2, event alpha = 0.026). Report alpha = 0.00008608. EPA 1989 outlier screening was performed on the background data (to establish suspected outliers for Dixon's/Rosner's). No background outliers were found.

Constituent: Magnesium Total Analysis Run 5/3/2016 8:55 AM

Bridgeton LF Client: RSI Data: BRIDGETON

Sanitas™ v.9.5.24 Software licensed to Jett Environmental Consulting, OK

Exceeds Limit

Prediction Limit

Intrawell Parametric

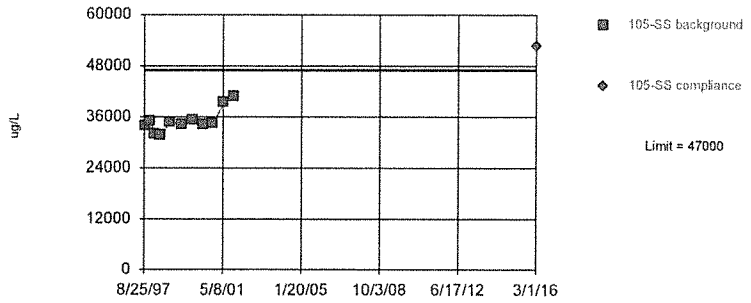

Background Data Summary (based on natural log transformation): Mean=10.46, Std. Dev.=0.07764, n=11. Normality test: Shapiro Wilk @alpha = 0.05, calculated = 0.8517, critical = 0.85. Kappa = 3.728 (c=34, w=9, 1 of 2, event alpha = 0.026). Report alpha = 0.00008608. EPA 1989 outlier screening was performed on the background data (to establish suspected outliers for Dixon's/Rosner's). No background outliers were found.

Constituent: Magnesium Total Analysis Run 5/3/2016 8:55 AM

Bridgeton LF Client: RSI Data: BRIDGETON

Sanitas™ v.9.5.24 Software licensed to Jett Environmental Consulting, UG

Within Limit

Prediction Limit

Intrawell Parametric

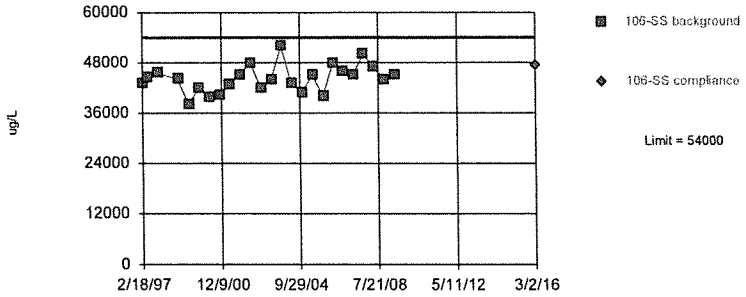

Background Data Summary (based on natural log transformation): Mean=10.69, Std. Dev.=0.07281, n=25. Normality test: Shapiro Wilk @alpha = 0.01, calculated = 0.9844, critical = 0.888. Kappa = 2.812 (c=34, w=9, 1 of 2, event alpha = 0.026). Report alpha = 0.00008608. Rosner's outlier test was performed on the background data. One background outlier was removed: 28000 (8/25/1997).

Constituent: Magnesium Total Analysis Run 5/3/2016 8:55 AM

Bridgeton LF Client: RSI Data: BRIDGETON

Sanitas™ v.9.5.24 Software licensed to Jett Environmental Consulting, OG

Within Limit

Prediction Limit

Intrawell Parametric

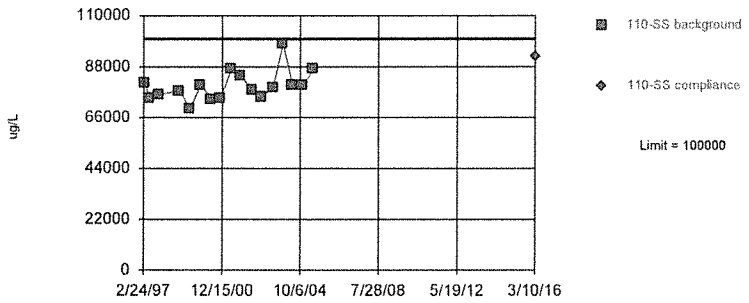

Background Data Summary (based on natural log transformation): Mean=11.28, Std. Dev.=0.07957, n=17. Normality test: Shapiro Wilk @alpha = 0.05, calculated = 0.9293, critical = 0.892. Kappa = 3.104 (c=34, w=9, 1 of 2, event alpha = 0.026). Report alpha = 0.00008608. Dixon's outlier test was performed on the background data. One background outlier was removed: 51000 (8/22/1997).

Constituent: Magnesium Total Analysis Run 5/3/2016 8:55 AM

Bridgeton LF Client: RSI Data: BRIDGETON

Sanitas™ v.9.5.24 Software licensed to Jett Environmental Consulting, UG

Within Limit

Prediction Limit

Intrawell Parametric

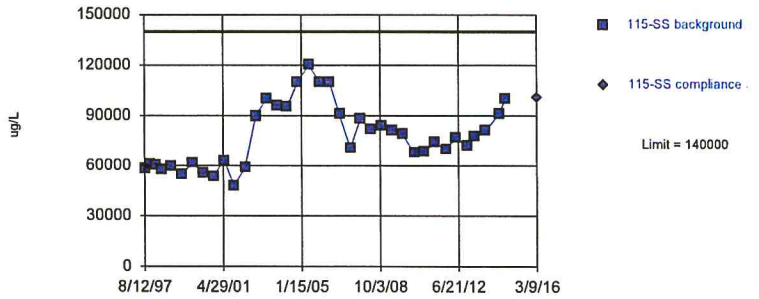

Background Data Summary (based on natural log transformation): Mean=11.23, Std. Dev.=0.2383, n=37. Normality test: Shapiro Wilk @alpha = 0.01, calculated = 0.9667, critical = 0.914. Kappa = 2.645 (c=34, w=9, 1 of 2, event alpha = 0.026). Report alpha = 0.00008608. EPA 1989 outlier screening was performed on the background data (to establish suspected outliers for Dixon's/Rosner's). No background outliers were found.

Constituent: Magnesium Total Analysis Run 5/3/2016 8:56 AM

Bridgeton LF Client: RSI Data: BRIDGETON

Sanitas™ v.9.5.24 Software licensed to Jeff Environmental Consulting, UG

Within Limit

Prediction Limit

Intrawell Parametric

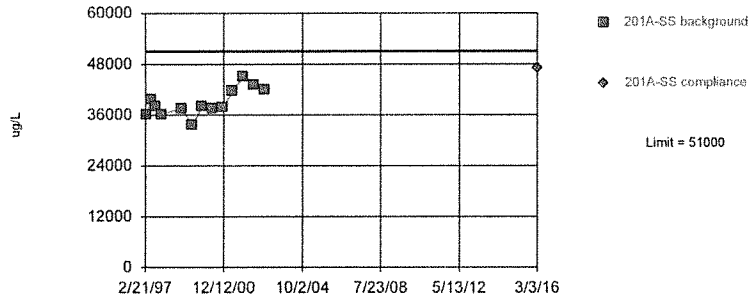

Background Data Summary (based on natural log transformation): Mean=10.57, Std. Dev.=0.08112, n=13. Normality test: Shapiro Wilk @alpha = 0.05, calculated = 0.9611, critical = 0.866. Kappa = 3.446 (c=34, w=9, 1 of 2, event alpha = 0.026). Report alpha = 0.00008608. EPA 1989 outlier screening was performed on the background data (to establish suspected outliers for Dixon's/Rosner's). No background outliers were found.

Constituent: Magnesium Total Analysis Run 5/3/2016 8:56 AM

Bridgeton LF Client: RSI Data: BRIDGETON

Sanitas™ v.9.5.24 Software licensed to Jett Environmental Consulting, UG

Within Limit

Prediction Limit

Intrawell Parametric

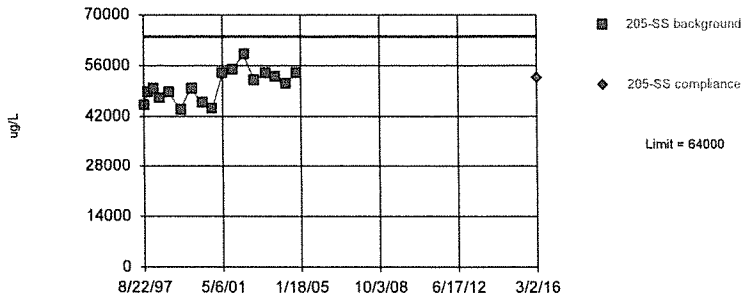

Background Data Summary (based on square root transformation): Mean=224, Std. Dev.=9.563, n=17. Normality test: Shapiro Wilk @alpha = 0.05, calculated = 0.9653, critical = 0.892. Kappa = 3.104 (c=34, w=9, 1 of 2, event alpha = 0.026). Report alpha = 0.00008608. EPA 1989 outlier screening was performed on the background data (to establish suspected outliers for Dixon's/Rosner's). No background outliers were found.

Constituent: Magnesium Total Analysis Run 5/3/2016 8:56 AM

Bridgeton LF Client: RSI Data: BRIDGETON

Sanitas™ v.9.5.24 Software licensed to Jett Environmental Consulting, UG

Within Limit

Prediction Limit

Intrawell Parametric

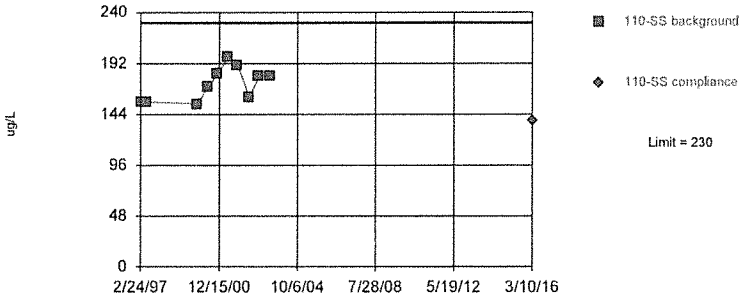

Background Data Summary (based on square transformation): Mean=30012, Std. Dev.=5451, n=10. Normality test: Shapiro Wilk @alpha = 0.05, calculated = 0.9116, critical = 0.842. Kappa = 3.913 (c=34, w=9, 1 of 2, event alpha = 0.026). Report alpha = 0.00008608. Dixon's outlier test was performed on the background data. Four background outliers were removed: 20 (8/22/1997); 101 (11/8/1997); 70.8 (11/13/1998); 54.5 (5/18/1999).

Constituent: Manganese Total Analysis Run 5/3/2016 8:57 AM

Bridgeton LF Client: RSI Data: BRIDGETON

Sanitas™ v.9.5.24 Software licensed to Jett Environmental Consulting, UG
Hollow symbols indicate censored values.

Exceeds Limit

Prediction Limit

Intrawell Parametric

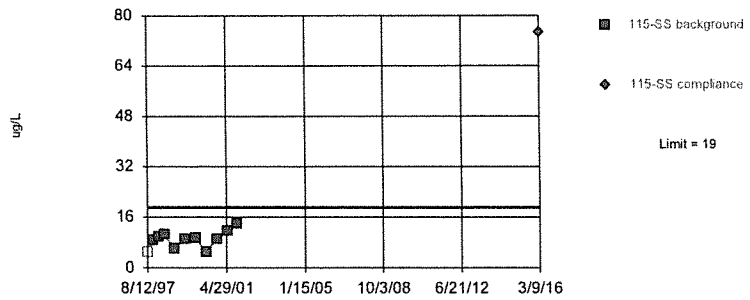

Background Data Summary: Mean=8.983, Std. Dev.=2.739, n=11, 9.091% NDs. Normality test: Shapiro Wilk @alpha = 0.05, calculated = 0.9428, critical = 0.85. Kappa = 3.728 (c=34, w=9, 1 of 2, event alpha = 0.026). Report alpha = 0.00008608. Dixon's outlier test was performed on the background data. One background outlier was removed: 47 (5/21/2002).

Constituent: Manganese Total Analysis Run 5/3/2016 8:57 AM

Bridgeton LF Client: RSI Data: BRIDGETON

Sanitas™ v.9.5.24 Software licensed to Jett Environmental Consulting, UG
Hollow symbols indicate censored values.

Within Limit

Prediction Limit

Intrawell Non-parametric

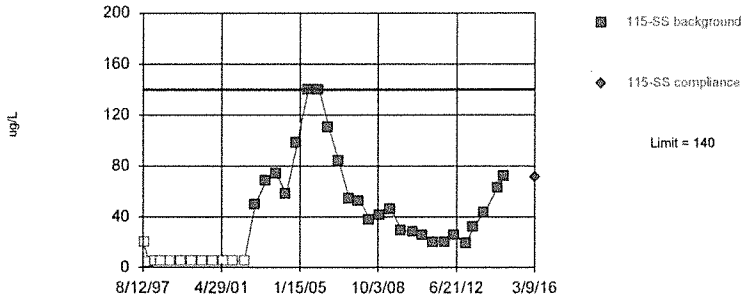

Non-parametric test used in lieu of parametric prediction limit because the Shapiro Wilk normality test showed the data to be non-normal at the 0.01 alpha level. Limit is highest of 37 background values. 32.43% NDs. Well-constituent pair annual alpha = 0.005401. Individual comparison alpha = 0.001353 (1 of 2). After outlier removal distribution was non-normal, so outlier results were invalidated.

Constituent: Nickel Total Analysis Run 5/3/2016 8:58 AM

Bridgeton LF Client: RSI Data: BRIDGETON

Sanitas™ v.9.5.24 Software licensed to Jett Environmental Consulting, UG
Hollow symbols indicate censored values.

Exceeds Limit

Prediction Limit

Intrawell Non-parametric

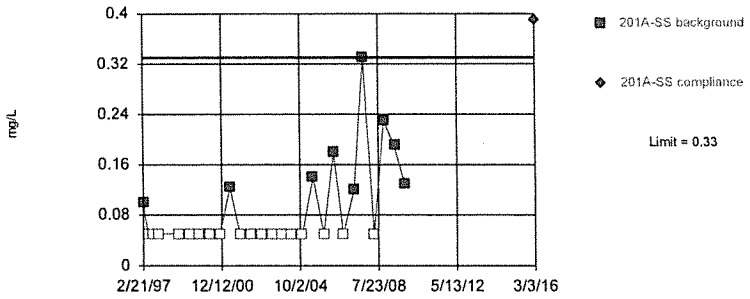

Non-parametric test used in lieu of parametric prediction limit because censored data exceeded 50%. Limit is highest of 27 background values. 66.67% NDs. Well-constituent pair annual alpha = 0.009865. Individual comparison alpha = 0.002475 (1 of 2). After outlier removal distribution was non-normal, so outlier results were invalidated.

Constituent: Nitrate/Nitrite Analysis Run 5/3/2016 8:58 AM

Bridgeton LF Client: RSI Data: BRIDGETON

Sanitas™ v.9.5.24 Software licensed to Jett Environmental Consulting, UG

Within Limits

Prediction Limit

Intrawell Parametric

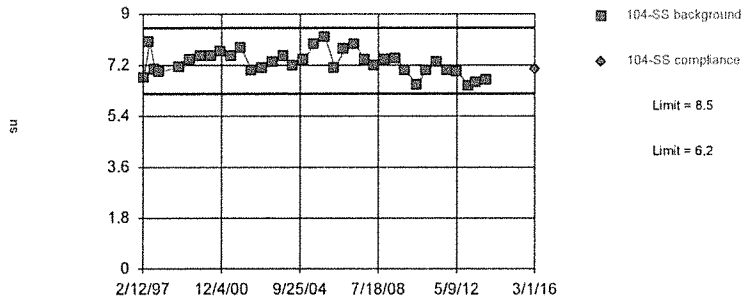

Background Data Summary (based on natural log transformation): Mean=1.983, Std. Dev.=0.05825, n=35. Normality test: Shapiro Wilk @alpha = 0.01, calculated = 0.9752, critical = 0.91. Kappa = 2.664 (c=34, w=9, 1 of 2, event alpha = 0.026). Report alpha = 0.00008608. EPA 1989 outlier screening was performed on the background data (to establish suspected outliers for Dixon's/Rosner's). No background outliers were found.

Constituent: pH [Field] Analysis Run 5/3/2016 9:00 AM

Bridgeton LF Client: RSI Data: BRIDGETON

Sanitas™ v.9.5.24 Software licensed to Jett Environmental Consulting, UG

Within Limits

Prediction Limit

Intrawell Parametric

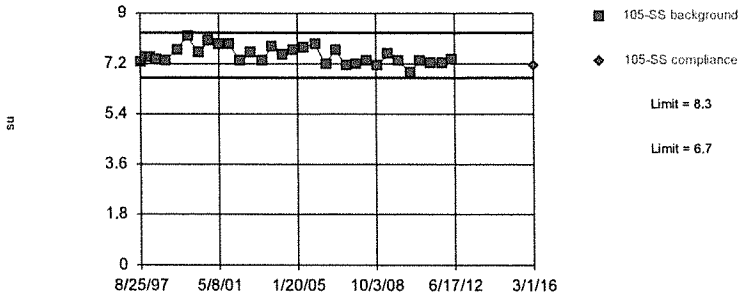

Background Data Summary (based on natural log transformation): Mean=2.012, Std. Dev.=0.04035, n=32. Normality test: Shapiro Wilk @alpha = 0.01, calculated = 0.961, critical = 0.904. Kappa = 2.7 (c=34, w=9, 1 of 2, event alpha = 0.026). Report alpha = 0.00008608. EPA 1989 outlier screening was performed on the background data (to establish suspected outliers for Dixon's/Rosner's). No background outliers were found.

Constituent: pH [Field] Analysis Run 5/3/2016 9:01 AM

Bridgeton LF Client: RSI Data: BRIDGETON

Sanitas™ v.9.5.24 Software licensed to Jett Environmental Consulting, UG

Within Limits

Prediction Limit

Intrawell Parametric

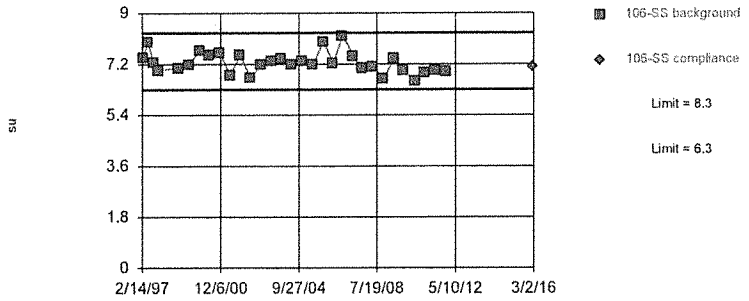

Background Data Summary (based on natural log transformation): Mean=1.98, Std. Dev.=0.05226, n=31. Normality test: Shapiro Wilk @alpha = 0.01, calculated = 0.9745, critical = 0.902. Kappa = 2.712 (c=34, w=9, 1 of 2, event alpha = 0.026). Report alpha = 0.00008608. EPA 1989 outlier screening was performed on the background data (to establish suspected outliers for Dixon's/Rosner's). No background outliers were found.

Constituent: pH [Field] Analysis Run 5/3/2016 9:01 AM

Bridgeton LF Client: RSI Data: BRIDGETON

Sanitas™ v.9.5.24 Software licensed to Jett Environmental Consulting, UG

Within Limits

Prediction Limit

Intrawell Parametric

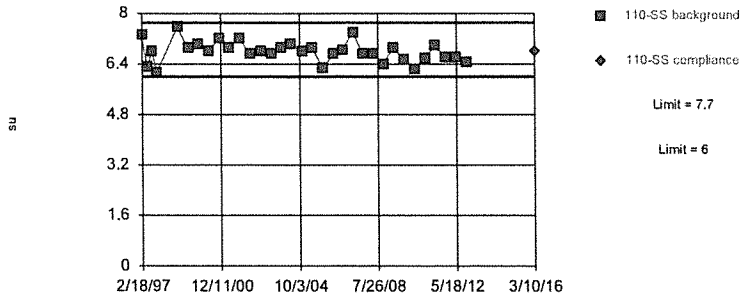

Background Data Summary (based on natural log transformation): Mean=1.914, Std. Dev.=0.04822, n=33. Normality test: Shapiro Wilk @alpha = 0.01, calculated = 0.9795, critical = 0.906. Kappa = 2.688 (c=34, w=9, 1 of 2, event alpha = 0.026). Report alpha = 0.00008608. EPA 1989 outlier screening was performed on the background data (to establish suspected outliers for Dixon's/Rosner's). No background outliers were found.

Constituent: pH [Field] Analysis Run 5/3/2016 9:01 AM

Bridgeton LF Client: RSI Data: BRIDGETON

Sanitas™ v.9.5.24 Software licensed to Jett Environmental Consulting, UG

Within Limits

Prediction Limit

Intrawell Parametric

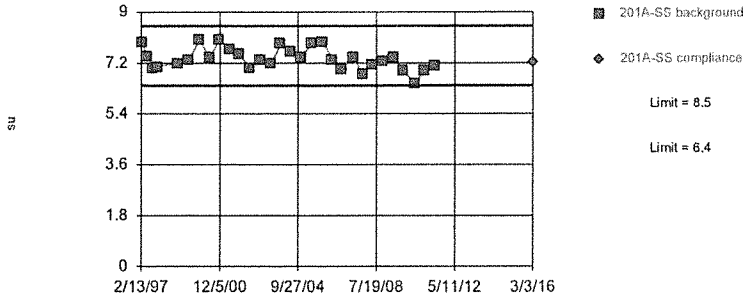

Background Data Summary (based on natural log transformation): Mean=1.993, Std. Dev.=0.05282, n=30. Normality test: Shapiro Wilk @alpha = 0.01, calculated = 0.9571, critical = 0.9. Kappa = 2.724 (c=34, w=9, 1 of 2, event alpha = 0.026). Report alpha = 0.00008608. EPA 1989 outlier screening was performed on the background data (to establish suspected outliers for Dixon's/Rosner's). No background outliers were found.

Constituent: pH [Field] Analysis Run 5/3/2016 9:01 AM

Bridgeton LF Client: RSI Data: BRIDGETON

Sanitas™ v.9.5.24 Software licensed to Jett Environmental Consulting, UG

Within Limits

Prediction Limit

Intrawell Parametric

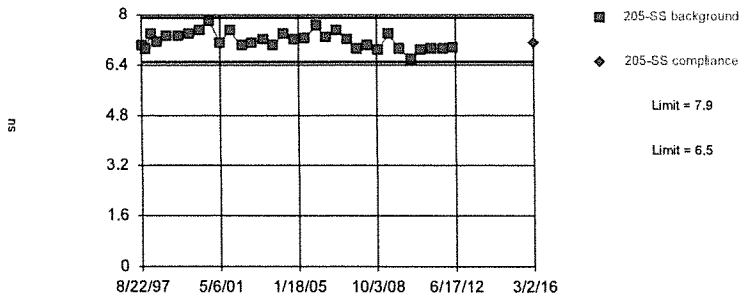

Background Data Summary (based on natural log transformation): Mean=1.969, Std. Dev.=0.03712, n=32. Normality test: Shapiro Wilk @alpha = 0.01, calculated = 0.9742, critical = 0.904. Kappa = 2.7 (c=34, w=9, 1 of 2, event alpha = 0.026). Report alpha = 0.00008608. EPA 1989 outlier screening was performed on the background data (to establish suspected outliers for Dixon's/Rosner's). No background outliers were found.

Constituent: pH [Field] Analysis Run 5/3/2016 9:01 AM

Bridgeton LF Client: RSI Data: BRIDGETON

Sanitas™ v.9.5.24 Software licensed to Jost Environmental Consulting, OG
Hollow symbols indicate censored values.

Within Limit

Prediction Limit

Intrawell Parametric

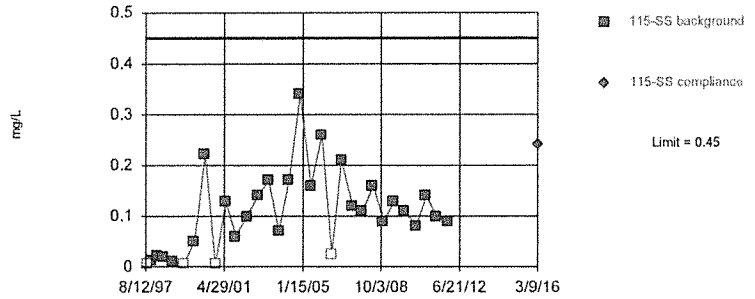

Background Data Summary (based on square root transformation): Mean=0.2985, Std. Dev.=0.1361, n=31, 12.9% NDs. Normality test: Shapiro Wilk @alpha = 0.01, calculated = 0.9546, critical = 0.902. Kappa = 2.712 (c=34, w=9, 1 of 2, event alpha = 0.026). Report alpha = 0.00008608. EPA 1989 outlier screening was performed on the background data (to establish suspected outliers for Dixon's/Rosner's). No background outliers were found.

Constituent: Phosphorus Total Analysis Run 5/3/2016 9:02 AM

Bridgeton LF Client: RSI Data: BRIDGETON

Sanitas™ v.9.5.24 Software licensed to Jett Environmental Consulting, UG

Within Limit

Prediction Limit

Intrawell Parametric

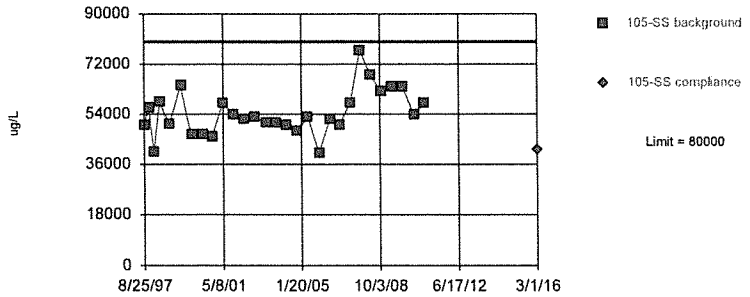

Background Data Summary (based on natural log transformation): Mean=10.89, Std. Dev.=0.1457, n=29. Normality test: Shapiro Wilk @alpha = 0.01, calculated = 0.9758, critical = 0.898. Kappa = 2.741 (c=34, w=9, 1 of 2, event alpha = 0.026). Report alpha = 0.00008608. EPA 1989 outlier screening was performed on the background data (to establish suspected outliers for Dixon's/Rosner's). No background outliers were found.

Constituent: Sodium Total Analysis Run 5/3/2016 9:03 AM

Bridgeton LF Client: RSI Data: BRIDGETON

Sanitas™ v.9.5.24 Software licensed to Jett Environmental Consulting, UG

Exceeds Limit

Prediction Limit

Intrawell Parametric

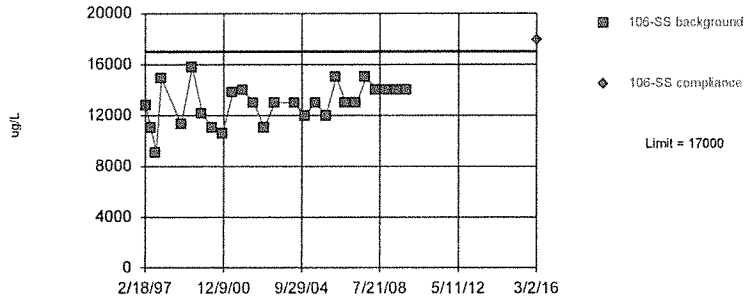

Background Data Summary (based on square transformation): Mean=1.7e8, Std. Dev.=4.0e7, n=26. Normality test: Shapiro Wilk @alpha = 0.01, calculated = 0.9718, critical = 0.891. Kappa = 2.795 (c=34, w=9, 1 of 2, event alpha = 0.026). Report alpha = 0.00008608. Rosner's outlier test was performed on the background data. One background outlier was removed: 20000 (11/20/2003).

Constituent: Sodium Total Analysis Run 5/3/2016 9:03 AM

Bridgeton LF Client: RSI Data: BRIDGETON

Sanitas™ v.9.5.24 Software licensed to Jett Environmental Consulting, UG

Within Limit

Prediction Limit

Intrawell Parametric

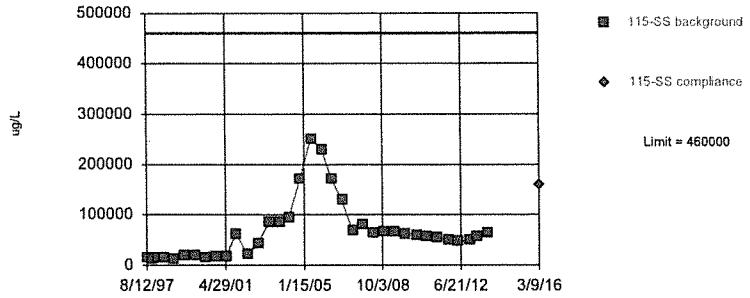

Background Data Summary (based on natural log transformation): Mean=10.78, Std. Dev.=0.8461, n=35. Normality test: Shapiro Wilk @alpha = 0.01, calculated = 0.9195, critical = 0.91. Kappa = 2.664 (c=34, w=9, 1 of 2, event alpha = 0.026). Report alpha = 0.00008608. EPA 1989 outlier screening was performed on the background data (to establish suspected outliers for Dixon's/Rosner's). No background outliers were found.

Constituent: Sodium Total Analysis Run 5/3/2016 9:03 AM

Bridgeton LF Client: RSI Data: BRIDGETON

Sanitas™ v.9.5.24 Software licensed to Jett Environmental Consulting, UG

Within Limit

Prediction Limit

Intrawell Parametric

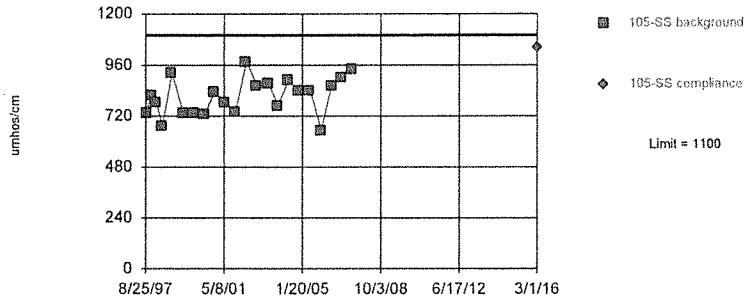

Background Data Summary: Mean=813.5, Std. Dev.=87.59, n=22. Normality test: Shapiro Wilk @alpha = 0.01, calculated = 0.9753, critical = 0.878. Kappa = 2.899 (c=34, w=9, 1 of 2, event alpha = 0.026). Report alpha = 0.00008608. EPA 1989 outlier screening was performed on the background data (to establish suspected outliers for Dixon's/Rosner's). No background outliers were found.

Constituent: Specific Conductance [Field] Analysis Run 5/3/2016 9:04 AM

Bridgeton LF Client: RSI Data: BRIDGETON

Sanitas™ v.9.5.24 Software licensed to Jott Environmental Consulting, UG

Within Limit

Prediction Limit

Intrawell Parametric

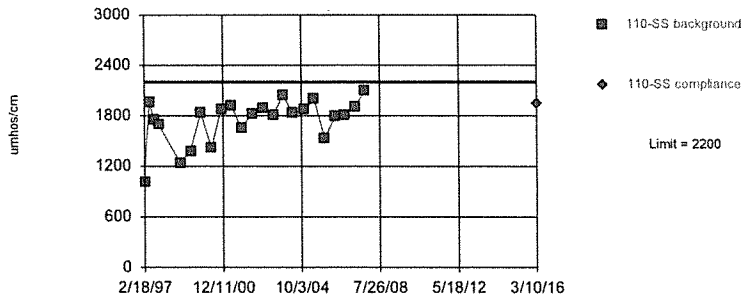

Background Data Summary (based on x^5 transformation): Mean=1.9e16, Std. Dev.=1.0e16, n=23. Normality test: Shapiro Wilk @alpha = 0.01, calculated = 0.9728, critical = 0.881. Kappa = 2.87 (c=34, w=9, 1 of 2, event alpha = 0.026). Report alpha = 0.00008608. Rosner's outlier test was performed on the background data. No background outliers were found.

Constituent: Specific Conductance [Field] Analysis Run 5/3/2016 9:05 AM

Bridgeton LF Client: RSI Data: BRIDGETON

Sanitas™ v.9.5.24 Software licensed to Jett Environmental Consulting, UG

Within Limit

Prediction Limit

Intrawell Parametric

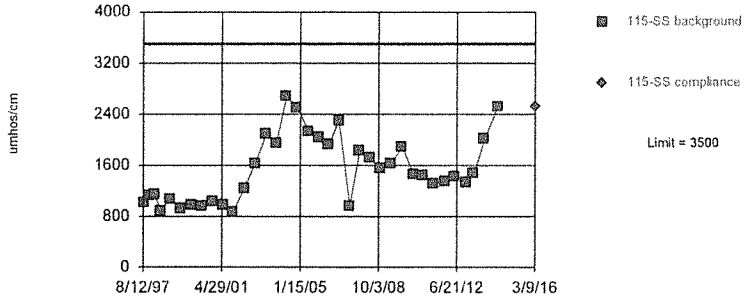

Background Data Summary (based on natural log transformation): Mean=7.284, Std. Dev.=0.335, n=36. Normality test: Shapiro Wilk @alpha = 0.01, calculated = 0.9415, critical = 0.912. Kappa = 2.654 (c=34, w=9, 1 of 2, event alpha = 0.026). Report alpha = 0.00008608. EPA 1989 outlier screening was performed on the background data (to establish suspected outliers for Dixon's/Rosner's). No background outliers were found.

Constituent: Specific Conductance [Field] Analysis Run 5/3/2016 9:05 AM

Bridgeton LF Client: RSI Data: BRIDGETON

Sanitas™ v.9.5.24 Software licensed to Jett Environmental Consulting, UG

Exceeds Limit

Prediction Limit

Intrawell Parametric

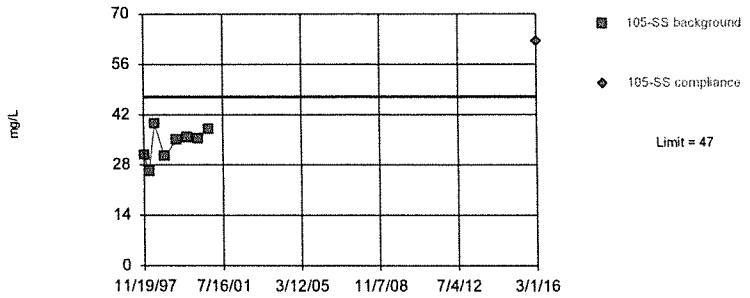

Background Data Summary (based on cube transformation): Mean=40346, Std. Dev.=14371, n=8. Normality test: Shapiro Wilk @alpha = 0.1, calculated = 0.9665, critical = 0.851. Kappa = 4.597 (c=34, w=9, 1 of 2, event alpha = 0.026). Report alpha = 0.00008608. EPA 1989 outlier screening was performed on the background data (to establish suspected outliers for Dixon's/Rosner's). No background outliers were found.

Constituent: Sulfate as SO4 Analysis Run 5/3/2016 9:06 AM

Bridgeton LF Client: RSI Data: BRIDGETON

Sanitas™ v.9.5.24 Software licensed to Jett Environmental Consulting, UG

Within Limit

Prediction Limit

Intrawell Parametric

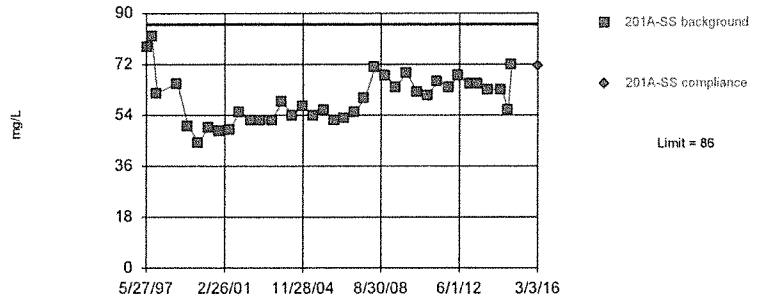

Background Data Summary (based on natural log transformation): Mean=4.083, Std. Dev.=0.141, n=37. Normality test: Shapiro Wilk @alpha = 0.01, calculated = 0.9812, critical = 0.914. Kappa = 2.645 (c=34, w=9, 1 of 2, event alpha = 0.026). Report alpha = 0.00008608. Rosner's outlier test was performed on the background data. One background outlier was removed: 99 (2/21/1997).

Constituent: Sulfate as SO4 Analysis Run 5/3/2016 9:06 AM

Bridgeton LF Client: RSI Data: BRIDGETON

Sanitas™ v.9.5.24 Software licensed to Jett Environmental Consulting, UG

Exceeds Limit

Prediction Limit

Intrawell Non-parametric

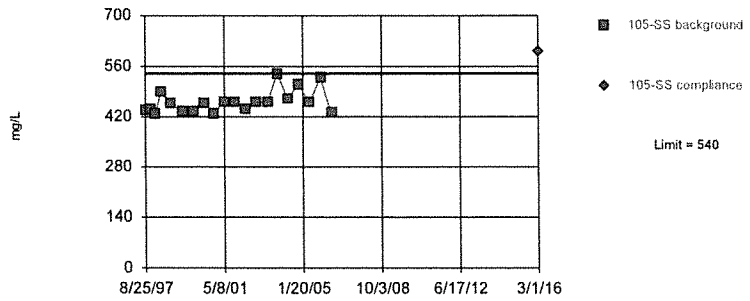

Non-parametric test used in lieu of parametric prediction limit because the Shapiro Wilk normality test showed the data to be non-normal at the 0.01 alpha level. Limit is highest of 20 background values. Well-constituent pair annual alpha = 0.01677. Individual comparison alpha = 0.004219 (1 of 2). After outlier removal distribution was non-normal, so outlier results were invalidated.

Constituent: Total Dissolved Solids [TDS] Analysis Run 5/3/2016 9:07 AM

Bridgeton LF Client: RSI Data: BRIDGETON

Sanitas™ v.9.5.24 Software licensed to Jett Environmental Consulting, UG

Within Limit

Prediction Limit

Intrawell Parametric

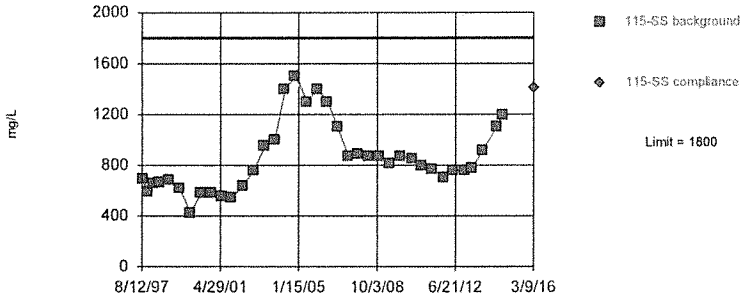

Background Data Summary (based on natural log transformation): Mean=6.71, Std. Dev.=0.3007, n=37. Normality test: Shapiro Wilk @alpha = 0.01, calculated = 0.9719, critical = 0.914. Kappa = 2.645 (c=34, w=9, 1 of 2, event alpha = 0.026). Report alpha = 0.00008608. EPA 1989 outlier screening was performed on the background data (to establish suspected outliers for Dixon's/Rosner's). No background outliers were found.

Constituent: Total Dissolved Solids [TDS] Analysis Run 5/3/2016 9:07 AM

Bridgeton LF Client: RSI Data: BRIDGETON

Sanitas™ v.9.5.24 Software licensed to Jett Environmental Consulting, UG
Hollow symbols indicate censored values.

Within Limit

Prediction Limit

Intrawell Non-parametric

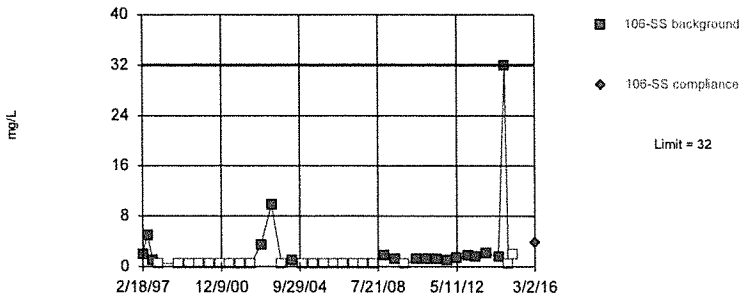

Non-parametric test used in lieu of parametric prediction limit because censored data exceeded 50%. Limit is highest of 39 background values. 53.85% NDs. Well-constituent pair annual alpha = 0.004868. Individual comparison alpha = 0.001219 (1 of 2). After outlier removal distribution was non-normal, so outlier results were invalidated.

Constituent: Total Organic Carbon [TOC] Analysis Run 5/3/2016 9:08 AM

Bridgeton LF Client: RSI Data: BRIDGETON

Sanitas™ v.9.5.24 Software licensed to Jett Environmental Consulting, OG
Hollow symbols indicate censored values.

Within Limit

Prediction Limit

Intrawell Non-parametric

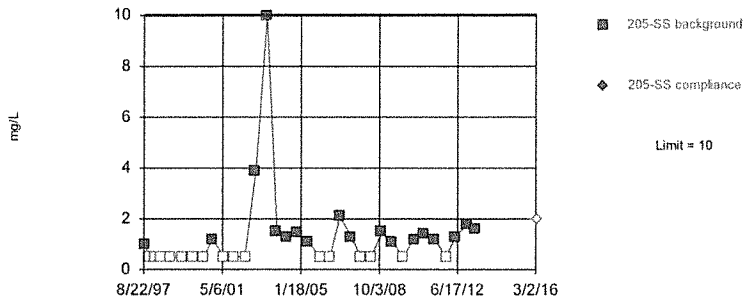

Non-parametric test used in lieu of parametric prediction limit because the Shapiro Wilk normality test showed the data to be non-normal at the 0.01 alpha level. Limit is highest of 34 background values. 47.06% NDs. Well-constituent pair annual alpha = 0.006335. Individual comparison alpha = 0.001587 (1 of 2). After outlier removal distribution was non-normal, so outlier results were invalidated.

Constituent: Total Organic Carbon [TOC] Analysis Run 5/3/2016 9:08 AM

Bridgeton LF Client: RSI Data: BRIDGETON

TREND EVALUATION OF EXCEEDING CONSTITUENTS

Sanitas™ v.9.5.24 Software licensed to Jett Environmental Consulting. UG
Hollow symbols indicate censored values.

Sen's Slope Estimator

115-SS (bg)

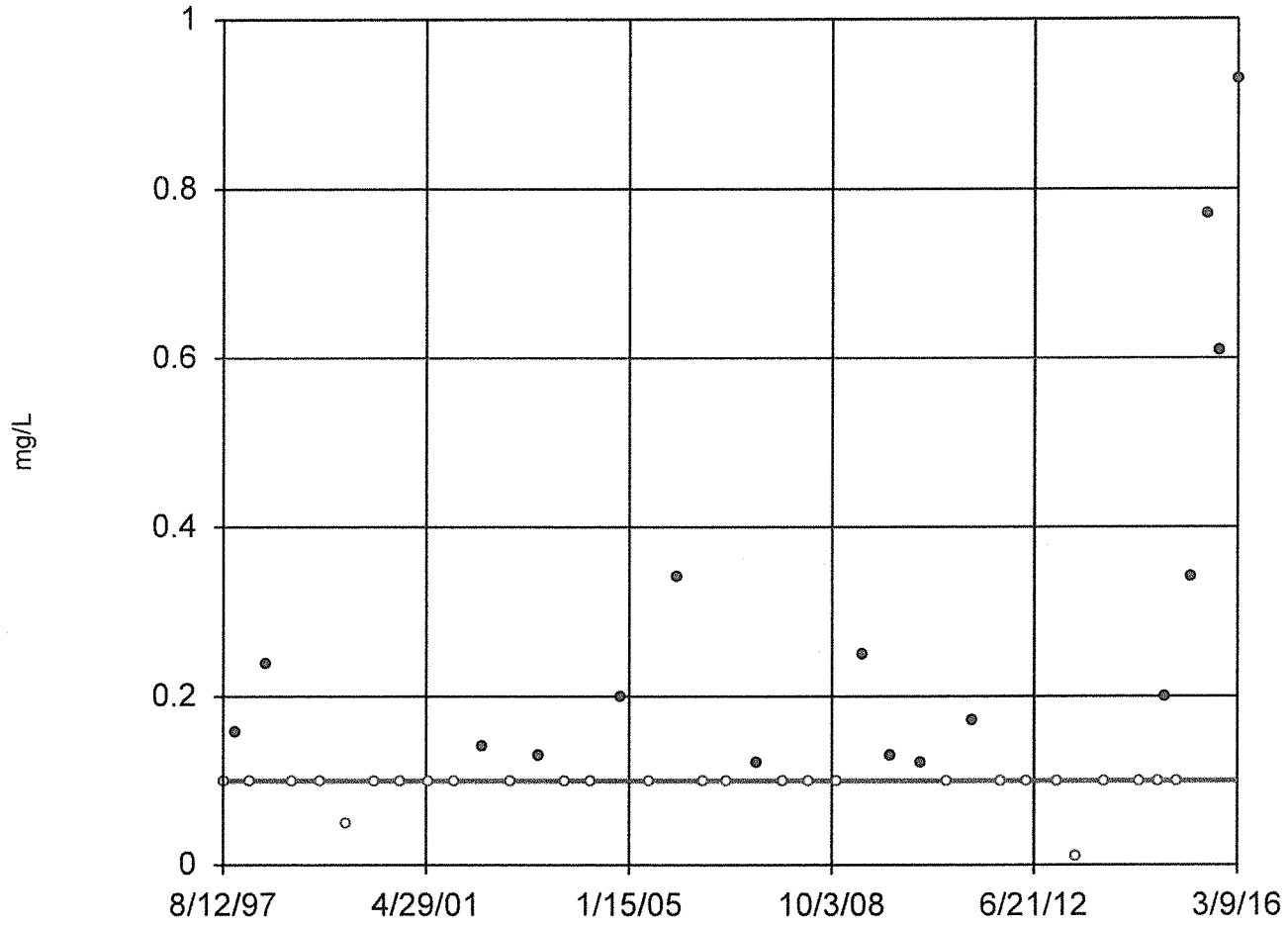

n = 43

Slope = 0
units per year.

Mann-Kendall
normal approx. =
1.756
critical = 2.33

Trend not sig-
nificant at 98%
confidence level
(α = 0.01 per
tail).

Constituent: Ammonia as N Analysis Run 5/3/2016 9:42 AM

Bridgeton LF Client: RSI Data: BRIDGETON

Sanitas™ v.9.5.24 Software licensed to Jett Environmental Consulting. UG

Sen's Slope Estimator

105-SS (bg)

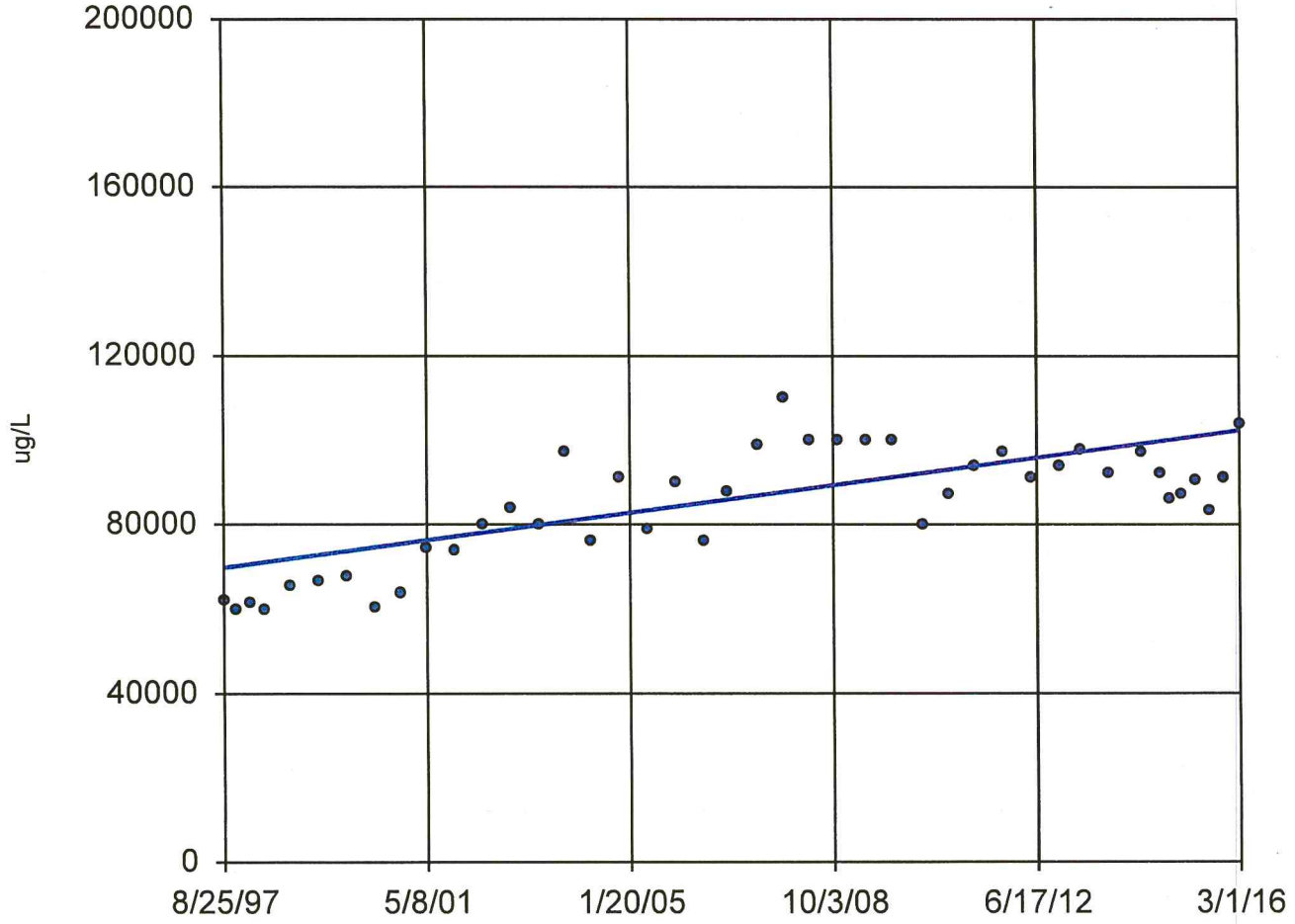

n = 43

Slope = 1766 units per year.

Mann-Kendall normal approx. = 4.663
critical = 2.33

Increasing trend significant at 98% confidence level (α = 0.01 per tail).

Constituent: Calcium Total Analysis Run 5/3/2016 9:43 AM

Bridgeton LF Client: RSI Data: BRIDGETON

Sanitas™ v.9.5.24 Software licensed to Jett Environmental Consulting. UG

Sen's Slope Estimator

105-SS (bg)

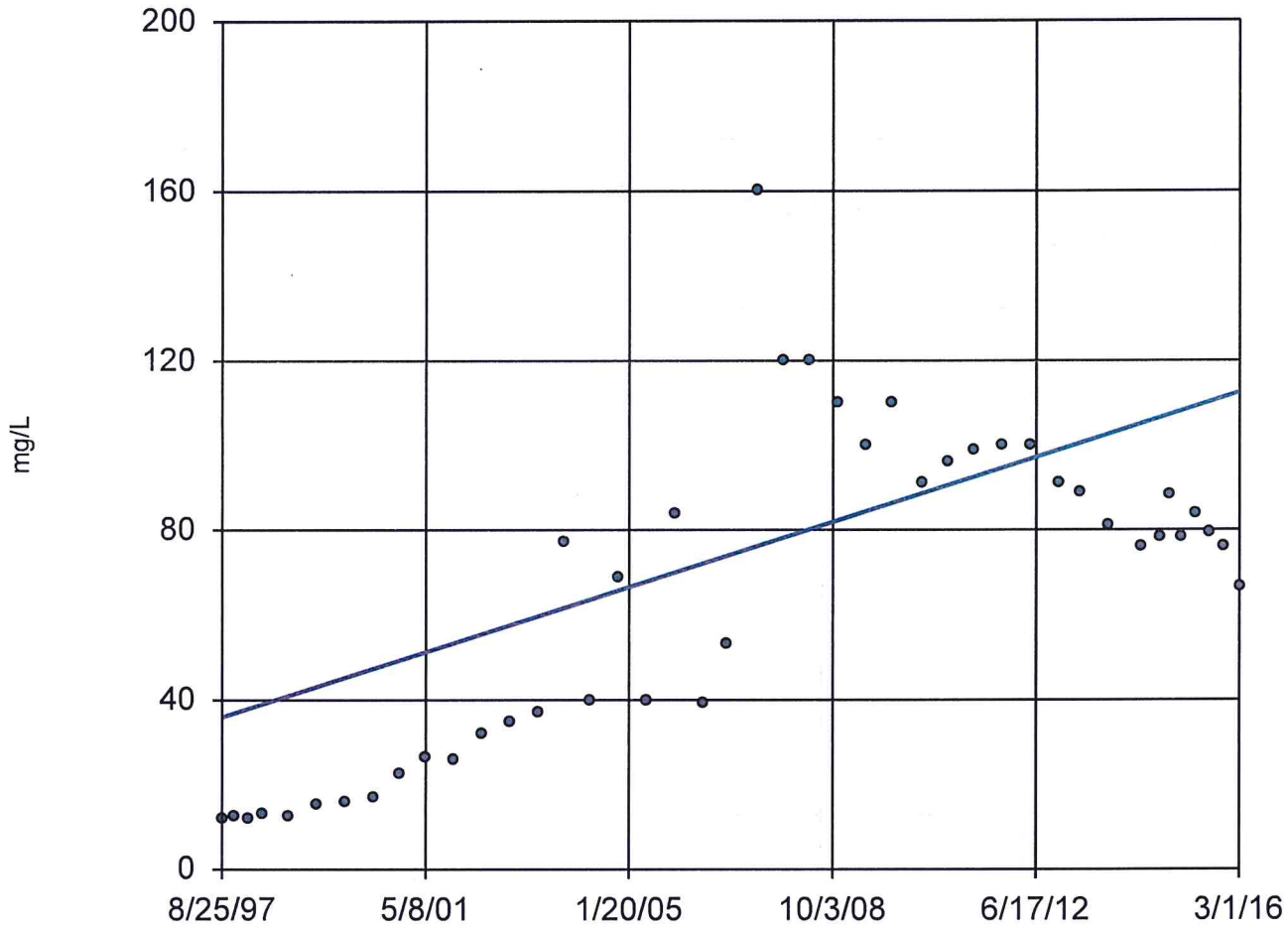

n = 43

Slope = 4.129 units per year.

Mann-Kendall normal approx. = 4.555
critical = 2.33

Increasing trend significant at 98% confidence level (α = 0.01 per tail).

Constituent: Chloride Analysis Run 5/3/2016 9:43 AM

Bridgeton LF Client: RSI Data: BRIDGETON

Sanitas™ v.9.5.24 Software licensed to Jett Environmental Consulting. UG
Hollow symbols indicate censored values.

Sen's Slope Estimator

106-SS (bg)

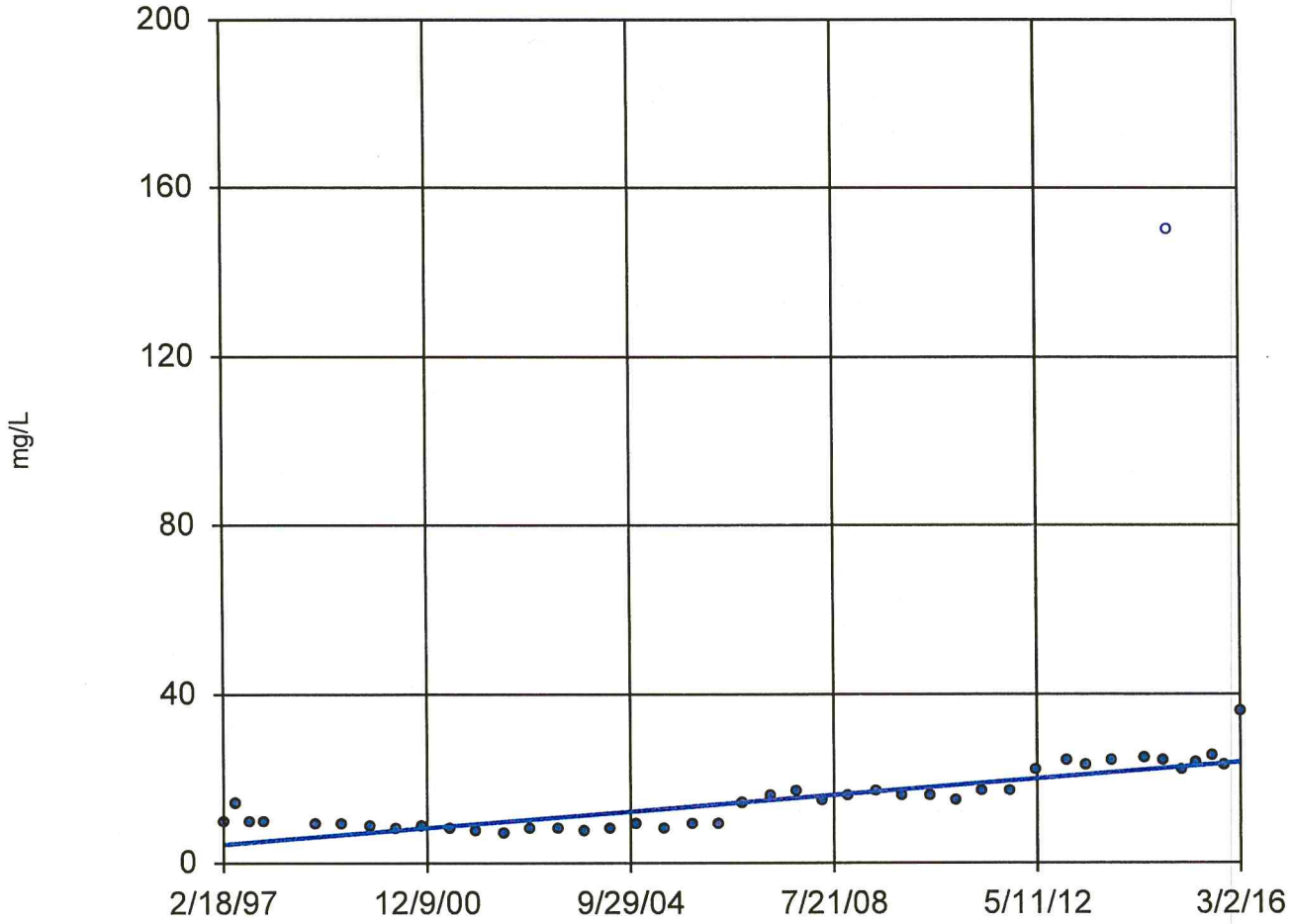

n = 43

Slope = 1.025 units per year.

Mann-Kendall normal approx. = 5.827
critical = 2.33

Increasing trend significant at 98% confidence level (α = 0.01 per tail).

Constituent: Chloride Analysis Run 5/3/2016 9:43 AM

Bridgeton LF Client: RSI Data: BRIDGETON

Sanitas™ v.9.5.24 Software licensed to Jett Environmental Consulting. UG
Hollow symbols indicate censored values.

Sen's Slope Estimator

201A-SS (bg)

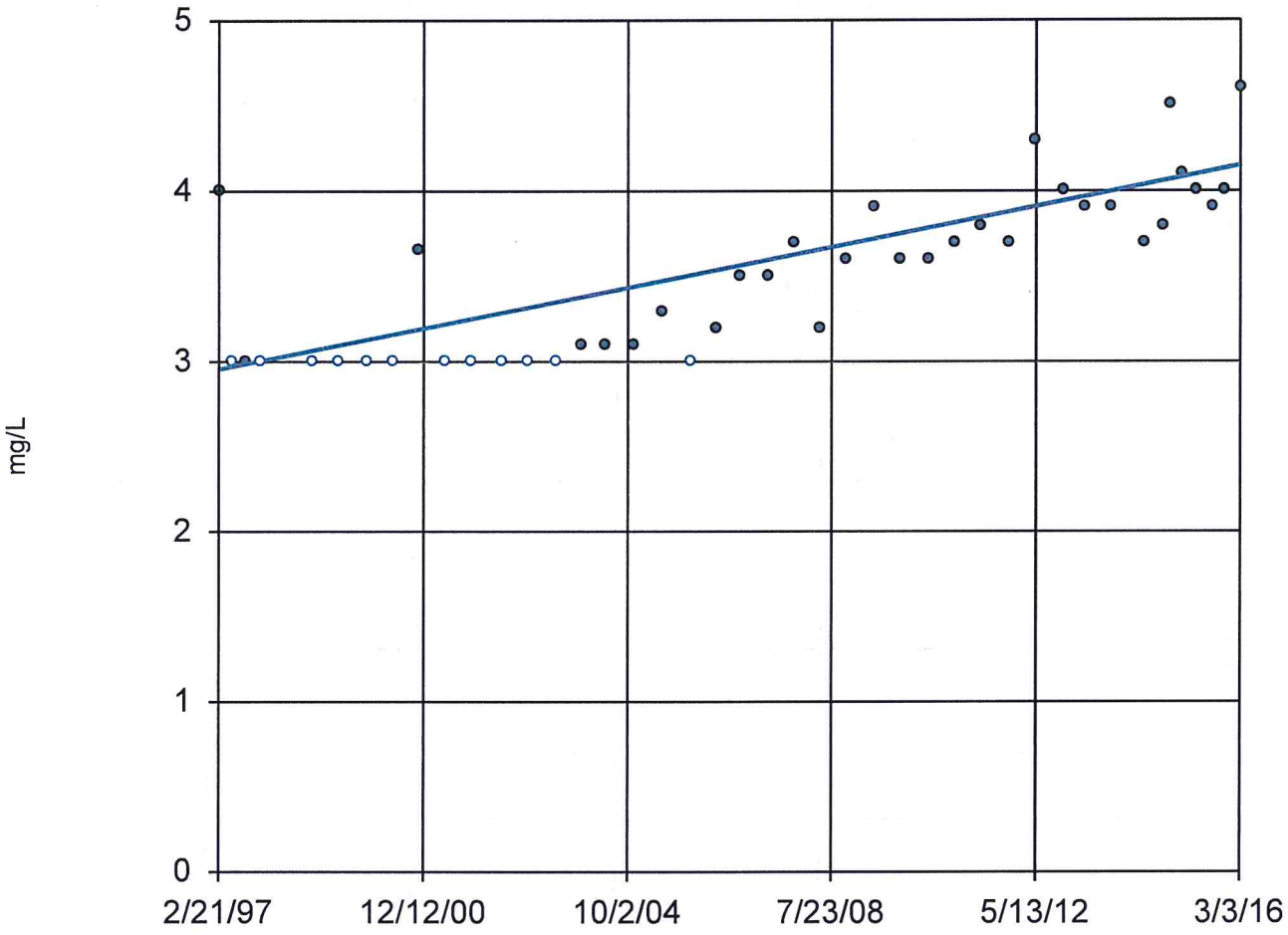

n = 43

Slope = 0.06271 units per year.

Mann-Kendall normal approx. = 6.376
critical = 2.33

Increasing trend significant at 98% confidence level (α = 0.01 per tail).

Constituent: Chloride Analysis Run 5/3/2016 9:44 AM

Bridgeton LF Client: RSI Data: BRIDGETON

Sanitas™ v.9.5.24 Software licensed to Jett Environmental Consulting. UG

Sen's Slope Estimator

106-SS (bg)

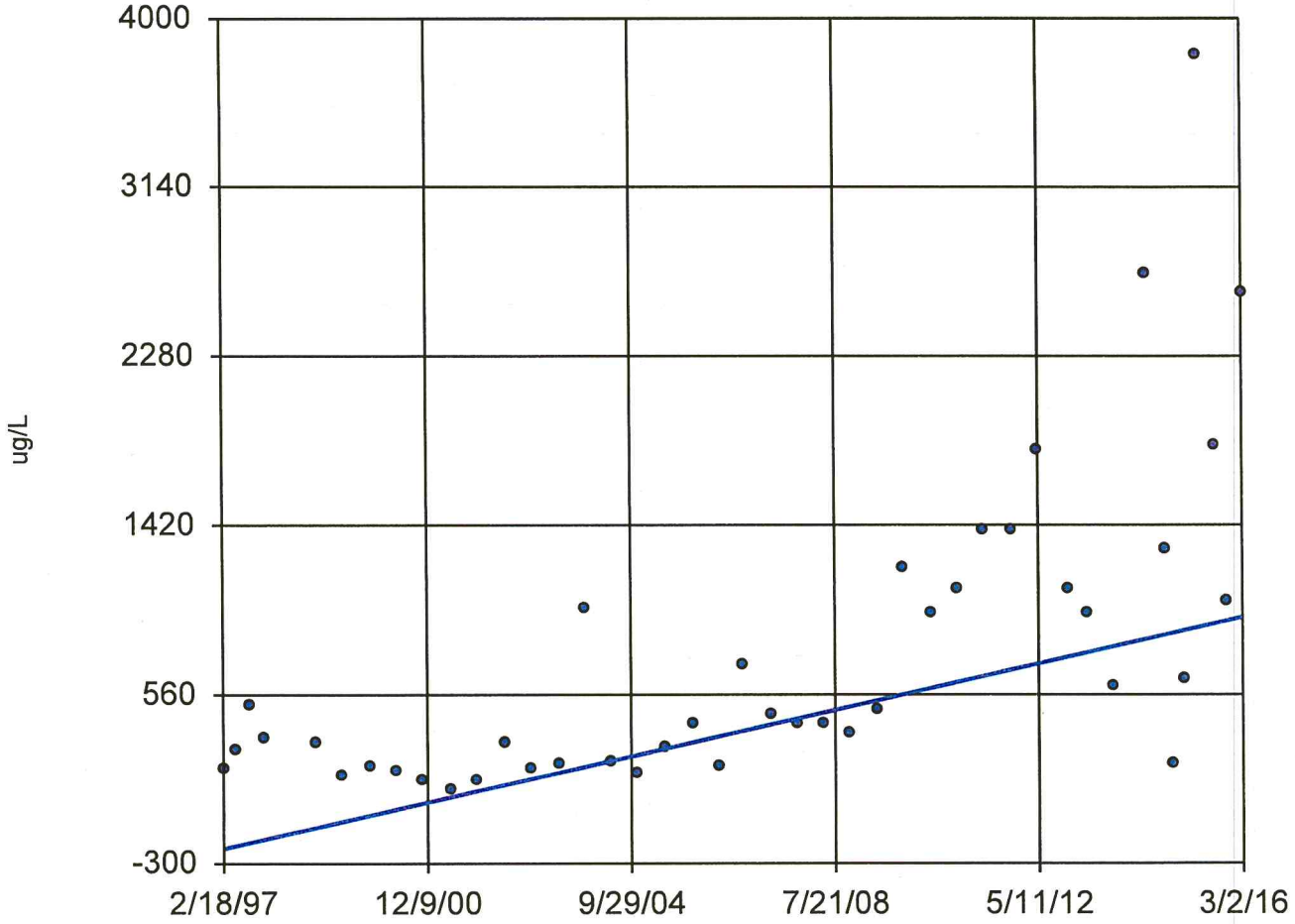

n = 43

Slope = 61.9 units per year.

Mann-Kendall normal approx. = 5.319
critical = 2.33

Increasing trend significant at 98% confidence level (α = 0.01 per tail).

Constituent: Iron Total Analysis Run 5/3/2016 9:44 AM

Bridgeton LF Client: RSI Data: BRIDGETON

Sanitas™ v.9.5.24 Software licensed to Jett Environmental Consulting. UG

Sen's Slope Estimator

105-SS (bg)

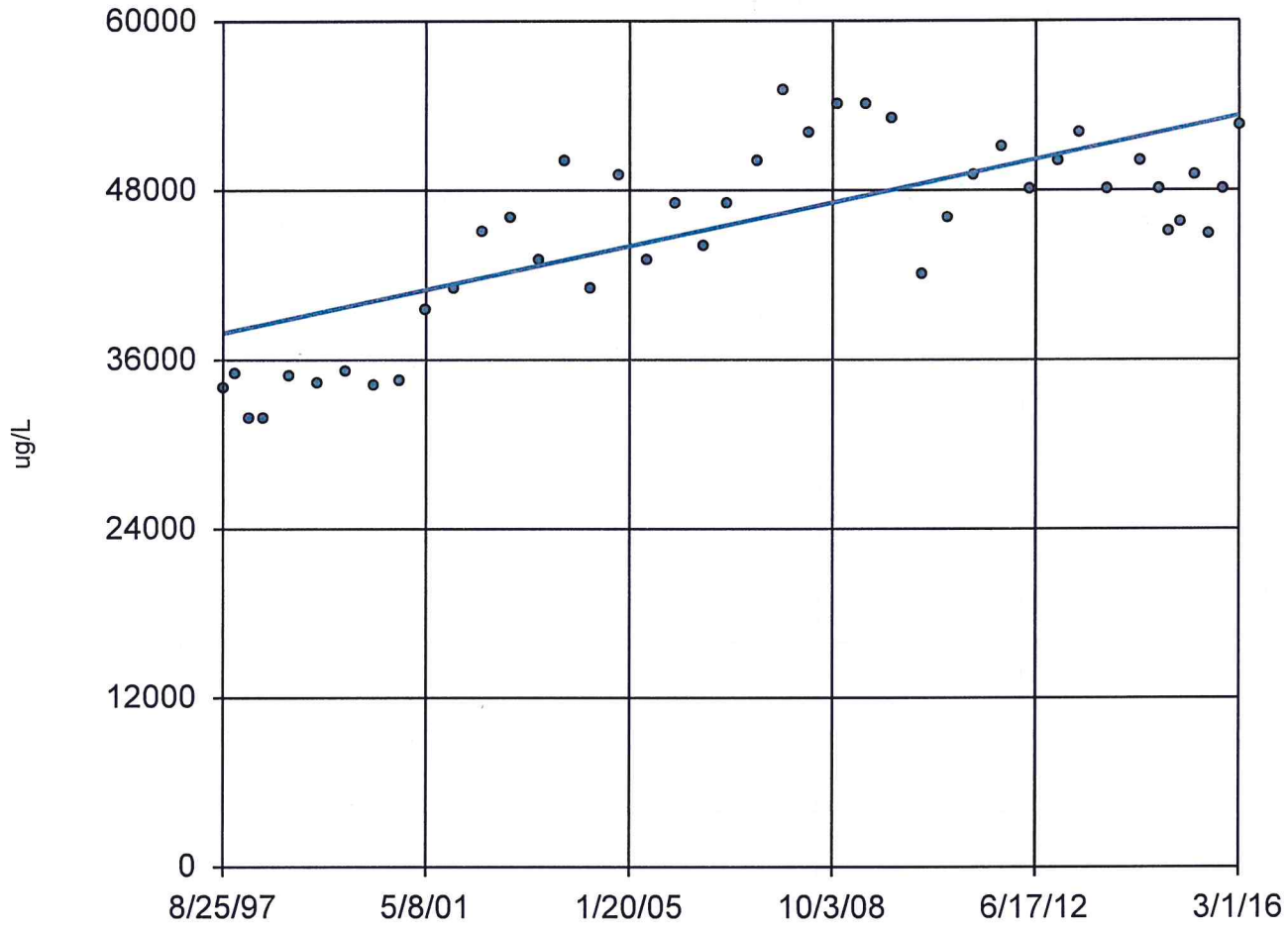

n = 43

Slope = 831.3 units per year.

Mann-Kendall normal approx. = 4.549
critical = 2.33

Increasing trend significant at 98% confidence level (α = 0.01 per tail).

Constituent: Magnesium Total Analysis Run 5/3/2016 9:45 AM

Bridgeton LF Client: RSI Data: BRIDGETON

Sanitas™ v.9.5.24 Software licensed to Jett Environmental Consulting. UG
Hollow symbols indicate censored values.

Sen's Slope Estimator

105-SS (bg)

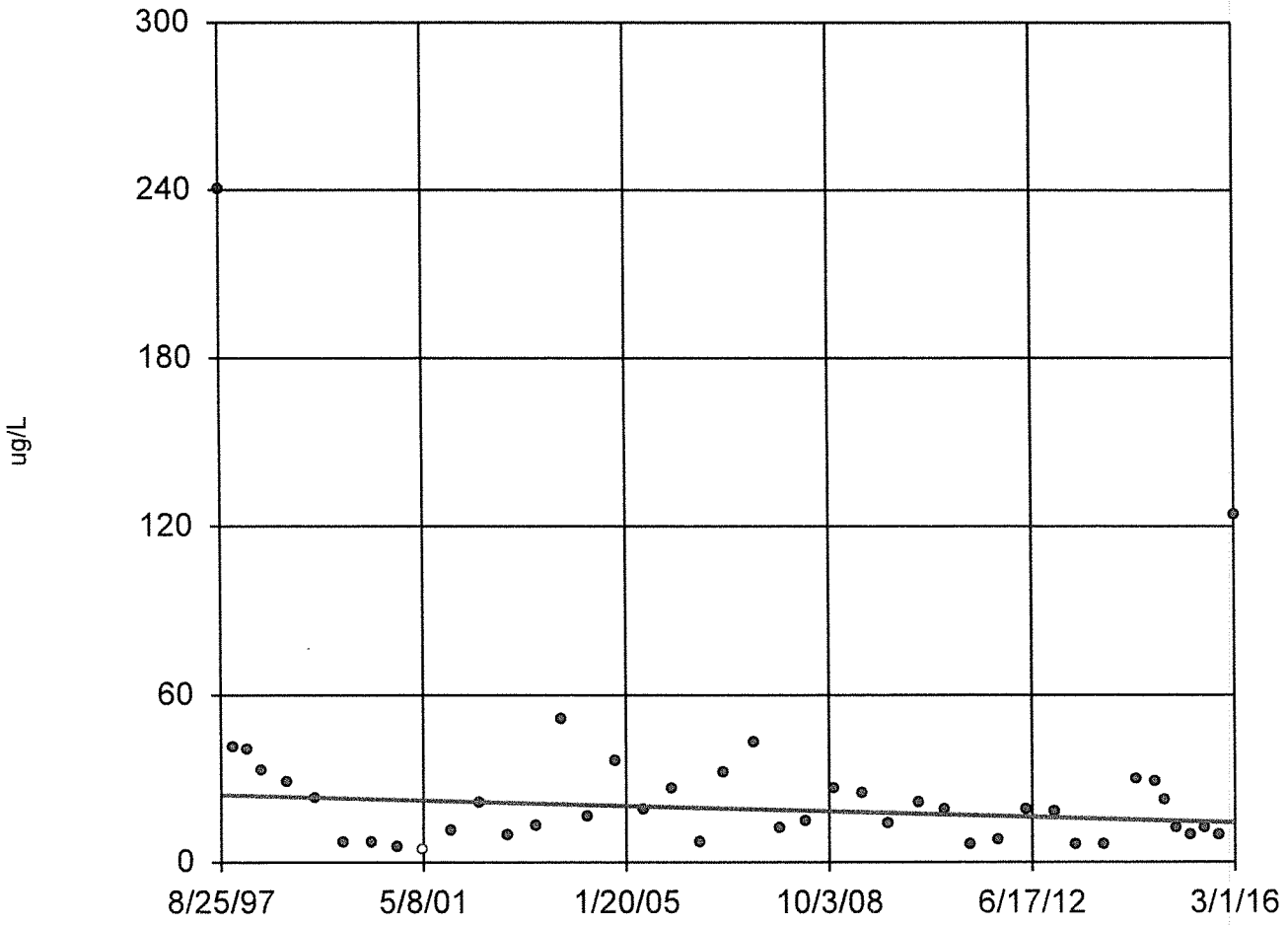

n = 43

Slope = -0.5319 units per year.

Mann-Kendall normal approx. = -1.298
critical = -2.33

Trend not significant at 98% confidence level (α = 0.01 per tail).

Constituent: Manganese Total Analysis Run 5/3/2016 9:45 AM

Bridgeton LF Client: RSI Data: BRIDGETON

Sanitas™ v.9.5.24 Software licensed to Jett Environmental Consulting. UG
Hollow symbols indicate censored values.

Sen's Slope Estimator

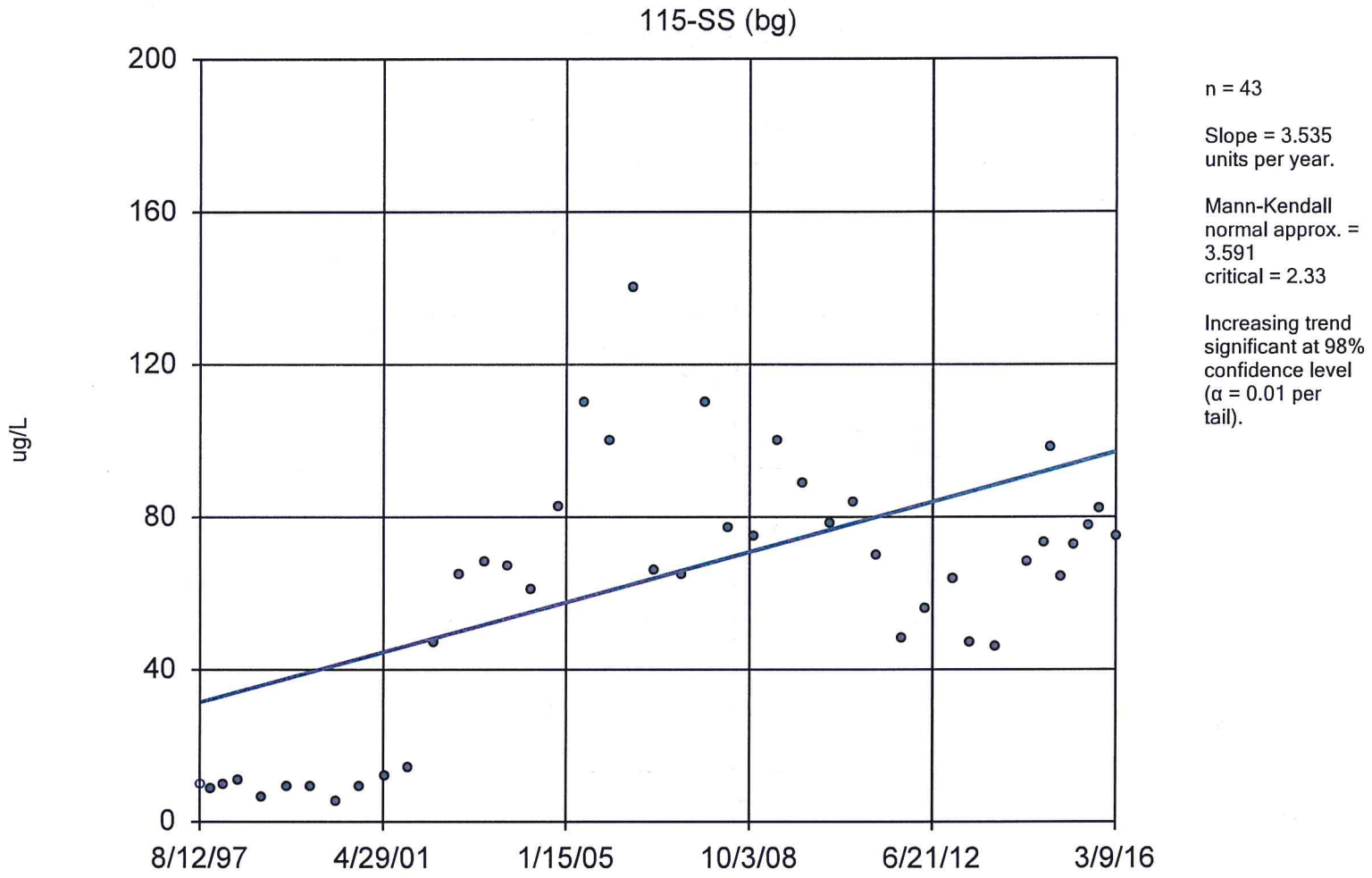

n = 43

Slope = 3.535 units per year.

Mann-Kendall normal approx. = 3.591
critical = 2.33

Increasing trend significant at 98% confidence level (α = 0.01 per tail).

Constituent: Manganese Total Analysis Run 5/3/2016 9:46 AM

Bridgeton LF Client: RSI Data: BRIDGETON

Sanitas™ v.9.5.24 Software licensed to Jett Environmental Consulting. UG
Hollow symbols indicate censored values.

Sen's Slope Estimator

201A-SS (bg)

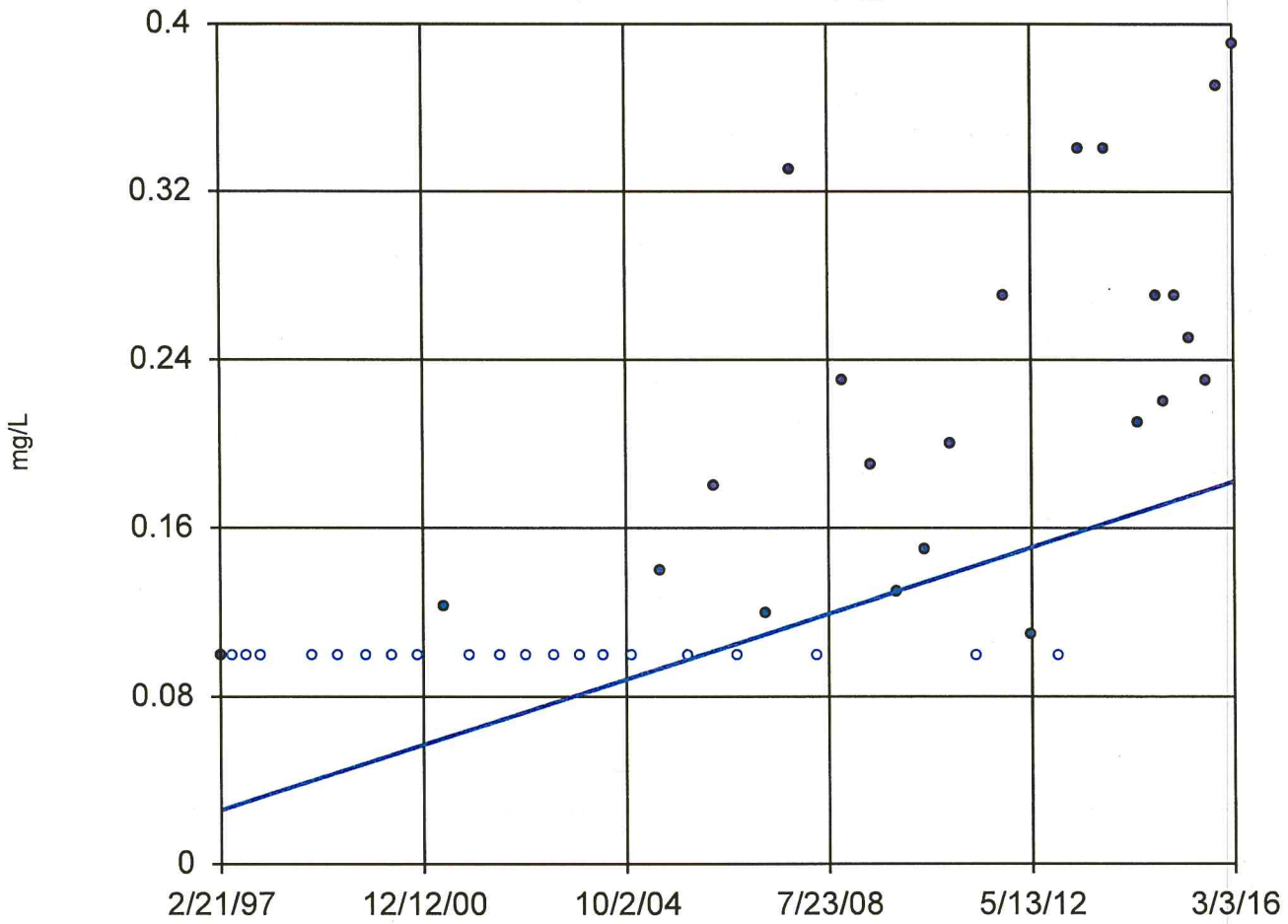

n = 43

Slope = 0.008226 units per year.

Mann-Kendall normal approx. = 5.48
critical = 2.33

Increasing trend significant at 98% confidence level (α = 0.01 per tail).

Constituent: Nitrate/Nitrite Analysis Run 5/3/2016 9:46 AM

Bridgeton LF Client: RSI Data: BRIDGETON

Sanitas™ v.9.5.24 Software licensed to Jett Environmental Consulting. UG

Sen's Slope Estimator

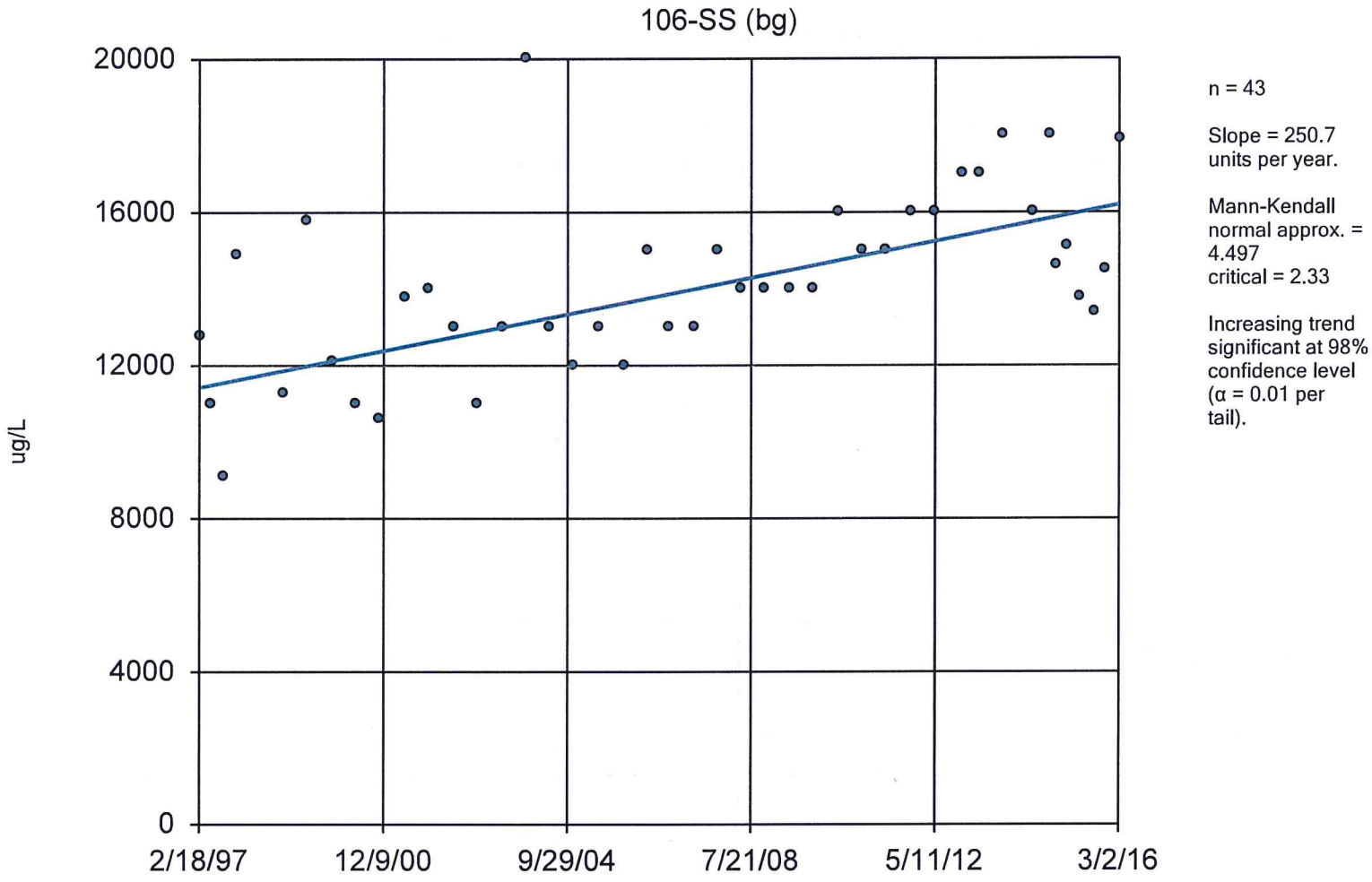

n = 43

Slope = 250.7 units per year.

Mann-Kendall normal approx. = 4.497
critical = 2.33

Increasing trend significant at 98% confidence level (α = 0.01 per tail).

Constituent: Sodium Total Analysis Run 5/3/2016 9:47 AM

Bridgeton LF Client: RSI Data: BRIDGETON

Sanitas™ v.9.5.24 Software licensed to Jett Environmental Consulting. UG

Sen's Slope Estimator

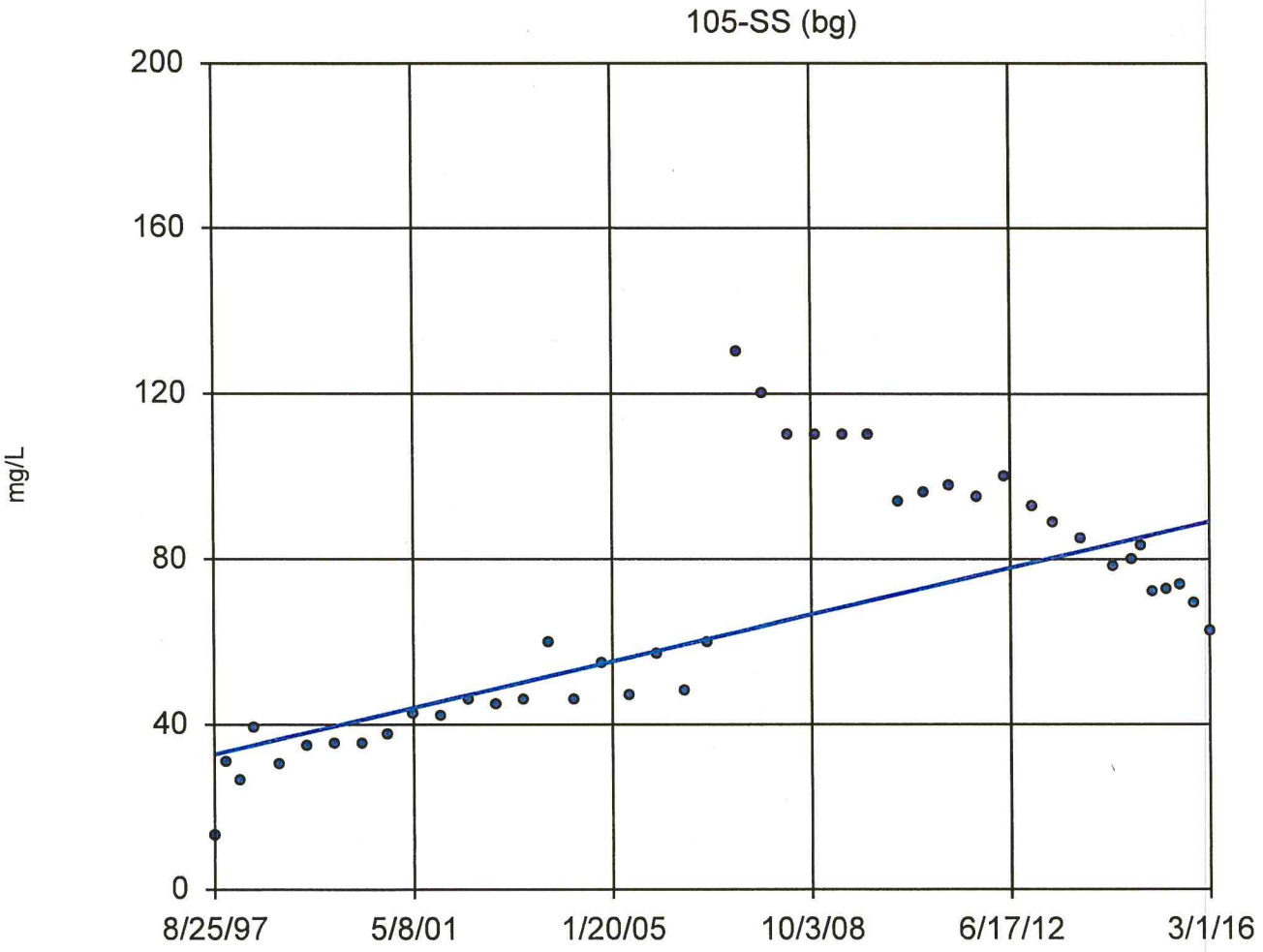

n = 43

Slope = 3.045 units per year.

Mann-Kendall normal approx. = 4.545
critical = 2.33

Increasing trend significant at 98% confidence level (α = 0.01 per tail).

Constituent: Sulfate as SO4 Analysis Run 5/3/2016 9:47 AM

Bridgeton LF Client: RSI Data: BRIDGETON

Sanitas™ v.9.5.24 Software licensed to Jett Environmental Consulting. UG

Sen's Slope Estimator

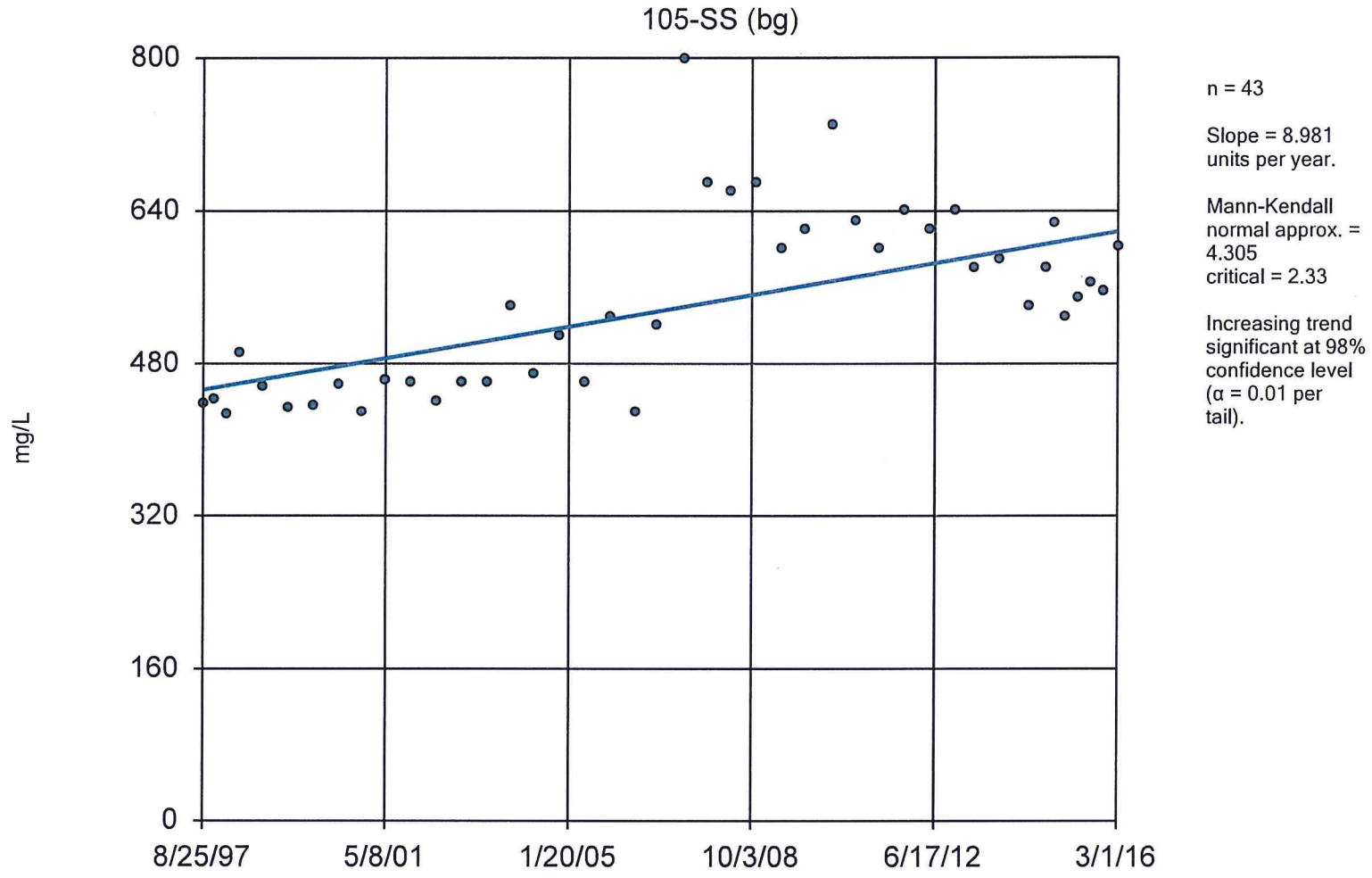

Constituent: Total Dissolved Solids [TDS] Analysis Run 5/3/2016 9:47 AM

Bridgeton LF Client: RSI Data: BRIDGETON

TIME SERIES GRAPHS

Sanitas™ v.9.5.24 Software licensed to Jett Environmental Consulting, UG
Hollow symbols indicate censored values.

Time Series

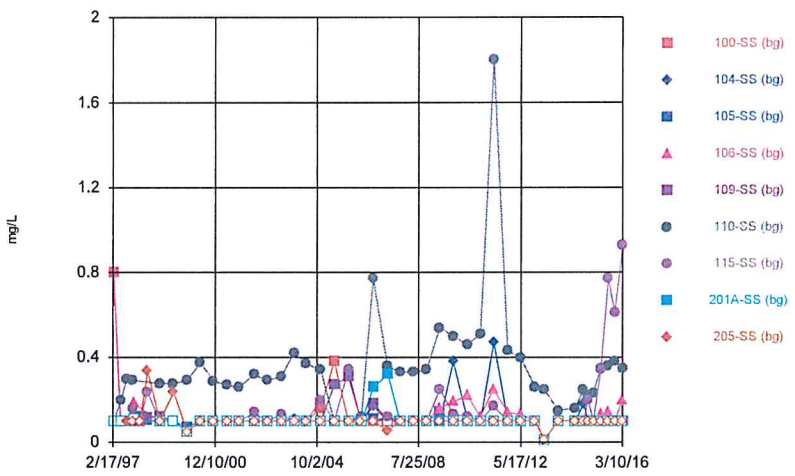

Constituent: Ammonia as N Analysis Run 5/3/2016 9:12 AM
Bridgeton LF Client: RSI Data: BRIDGETON

Sanitas™ v.9.5.24 Software licensed to Jett Environmental Consulting, UG
Hollow symbols indicate censored values.

Time Series

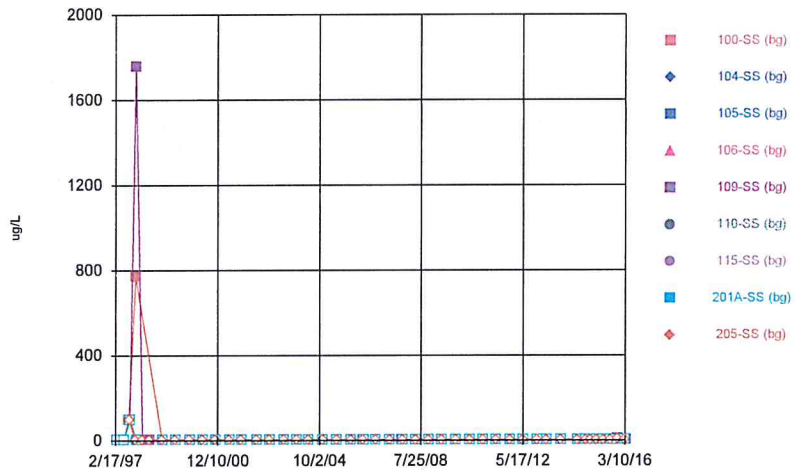

Constituent: Antimony Total Analysis Run 5/3/2016 9:12 AM
Bridgeton LF Client: RSI Data: BRIDGETON

Sanitas™ v.9.5.24 Software licensed to Jett Environmental Consulting, UG
Hollow symbols indicate censored values.

Time Series

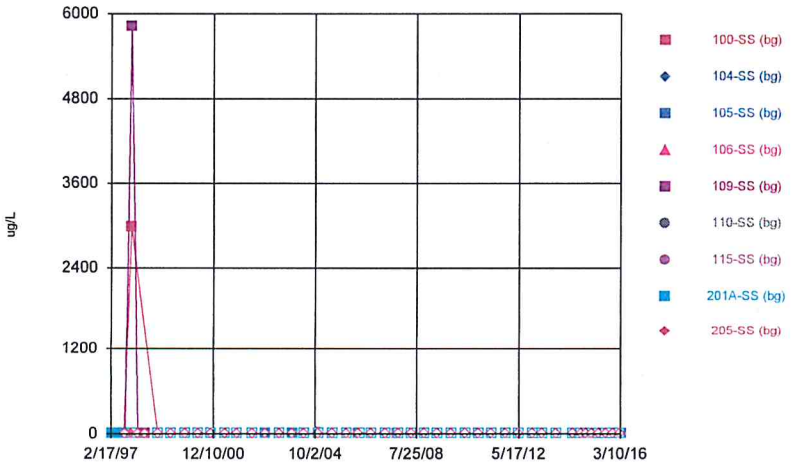

Constituent: Arsenic Total Analysis Run 5/3/2016 9:12 AM
Bridgeton LF Client: RSI Data: BRIDGETON

Sanitas™ v.9.5.24 Software licensed to Jett Environmental Consulting, UG

Time Series

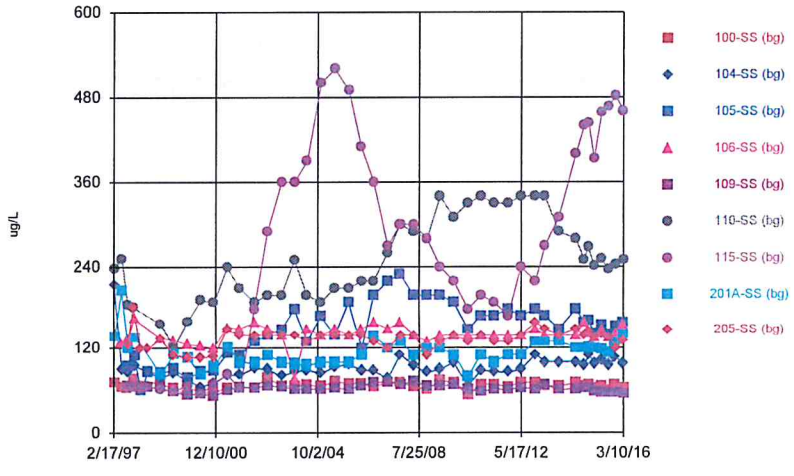

Constituent: Barium Total Analysis Run 5/3/2016 9:12 AM
Bridgeton LF Client: RSI Data: BRIDGETON

Sanitas™ v.9.5.24 Software licensed to Jett Environmental Consulting, UG
Hollow symbols indicate censored values.

Time Series

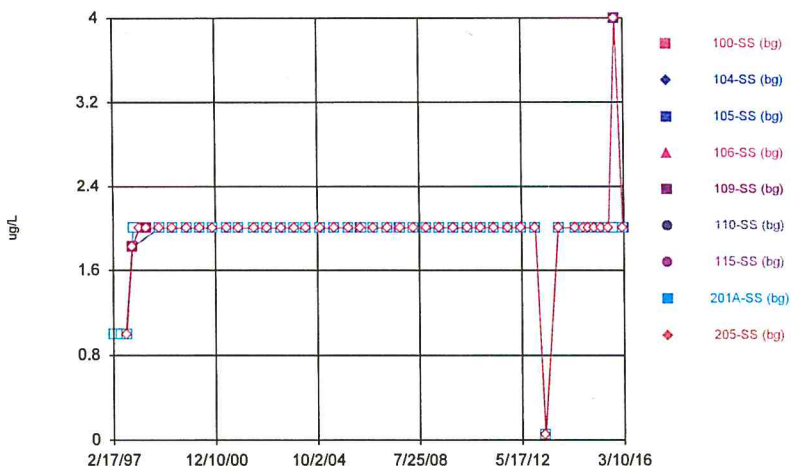

Constituent: Beryllium Total Analysis Run 5/3/2016 9:12 AM
Bridgeton LF Client: RSI Data: BRIDGETON

Sanitas™ v.9.5.24 Software licensed to Jett Environmental Consulting, UG
Hollow symbols indicate censored values.

Time Series

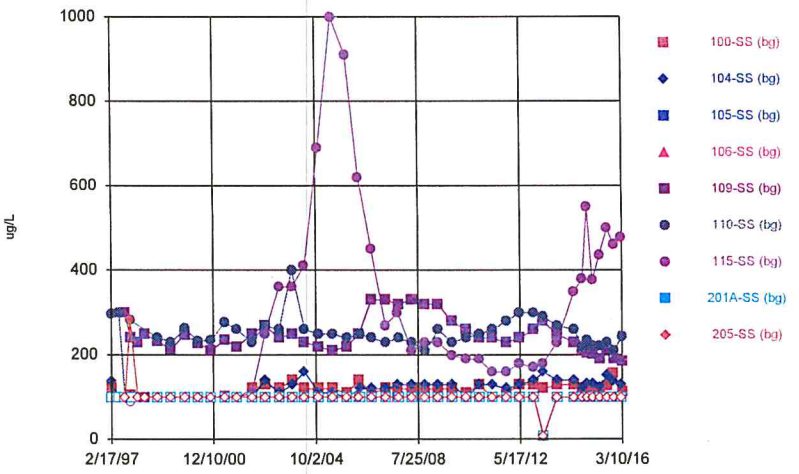

Constituent: Boron Total Analysis Run 5/3/2016 9:12 AM
Bridgeton LF Client: RSI Data: BRIDGETON

Sanitas™ v.9.5.24 Software licensed to Jett Environmental Consulting, UG
Hollow symbols indicate censored values.

Time Series

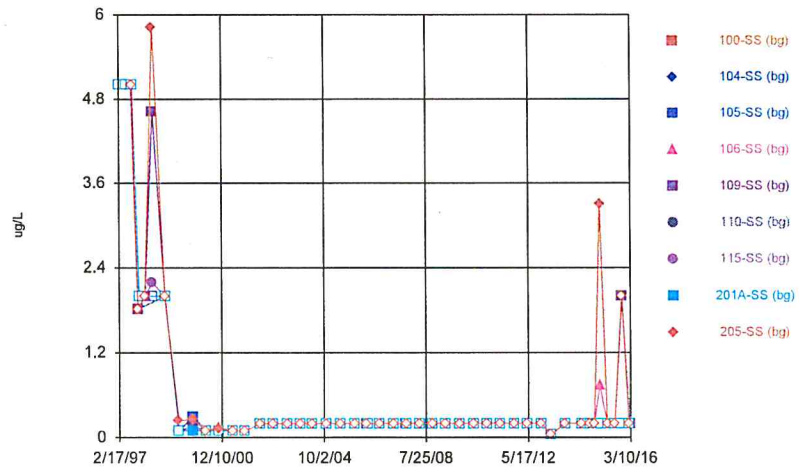

Constituent: Cadmium Total Analysis Run 5/3/2016 9:12 AM
Bridgeton LF Client: RSI Data: BRIDGETON

Sanitas™ v.9.5.24 Software licensed to Jett Environmental Consulting, UG

Time Series

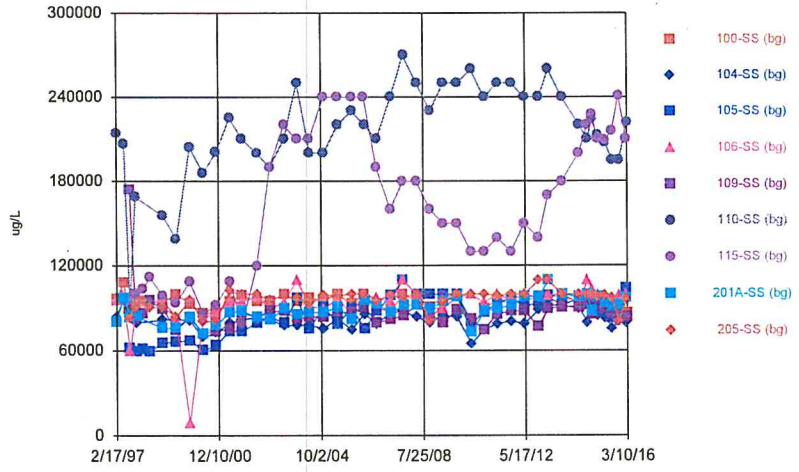

Constituent: Calcium Total Analysis Run 5/3/2016 9:12 AM
Bridgeton LF Client: RSI Data: BRIDGETON

Sanitas™ v.9.5.24 Software licensed to Jett Environmental Consulting, UG
Hollow symbols indicate censored values.

Time Series

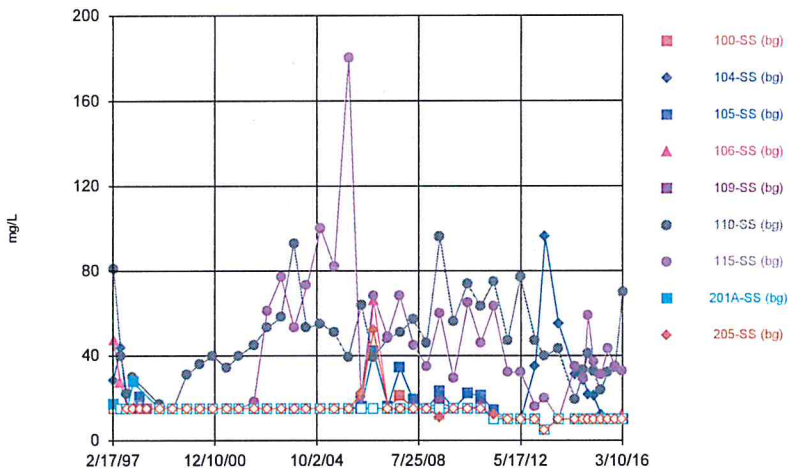

Constituent: Chemical Oxygen Demand [COD] Analysis Run 5/3/2016 9:12 AM
Bridgeton LF Client: RSI Data: BRIDGETON

Sanitas™ v.9.5.24 Software licensed to Jett Environmental Consulting, UG
Hollow symbols indicate censored values.

Time Series

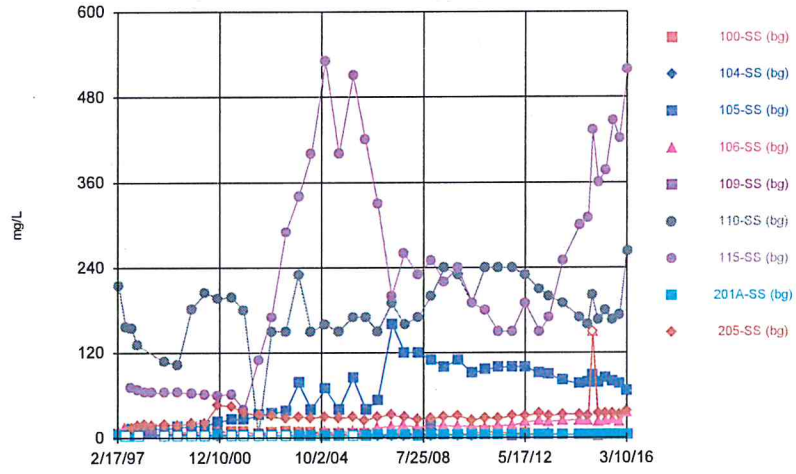

Constituent: Chloride Analysis Run 5/3/2016 9:12 AM
Bridgeton LF Client: RSI Data: BRIDGETON

Sanitas™ v.9.5.24 Software licensed to Jett Environmental Consulting, UG
Hollow symbols indicate censored values.

Time Series

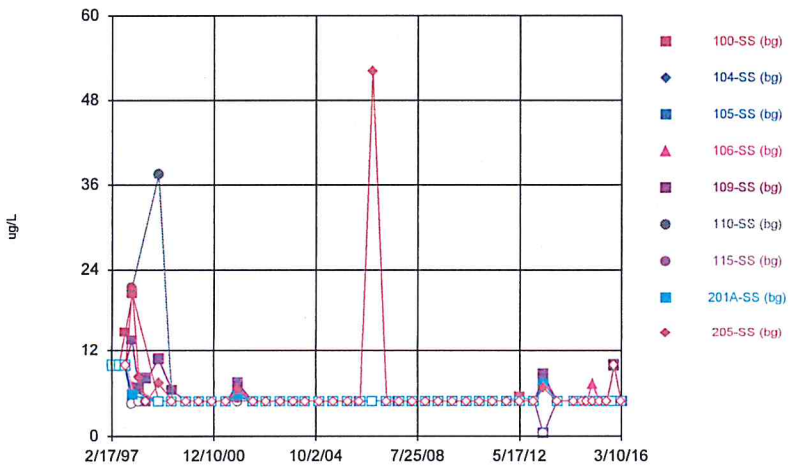

Constituent: Chromium Total Analysis Run 5/3/2016 9:12 AM
Bridgeton LF Client: RSI Data: BRIDGETON

Sanitas™ v.9.5.24 Software licensed to Jett Environmental Consulting, UG
Hollow symbols indicate censored values.

Time Series

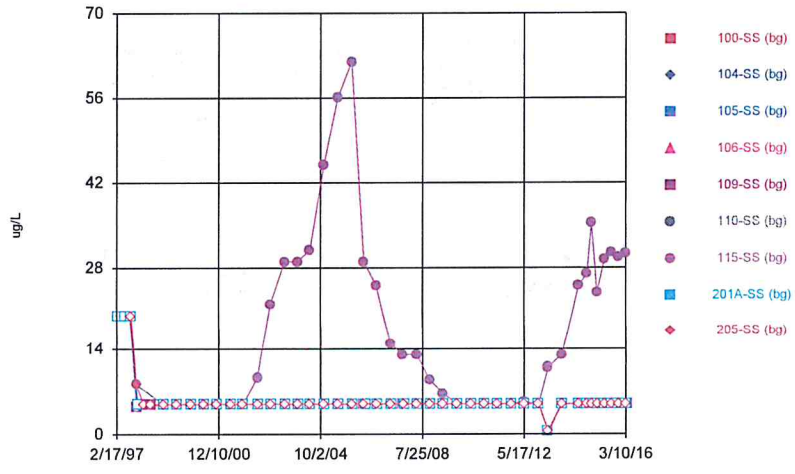

Constituent: Cobalt Total Analysis Run 5/3/2016 9:12 AM
Bridgeton LF Client: RSI Data: BRIDGETON

Sanitas™ v.9.5.24 Software licensed to Jett Environmental Consulting. UG
Hollow symbols indicate censored values.

Time Series

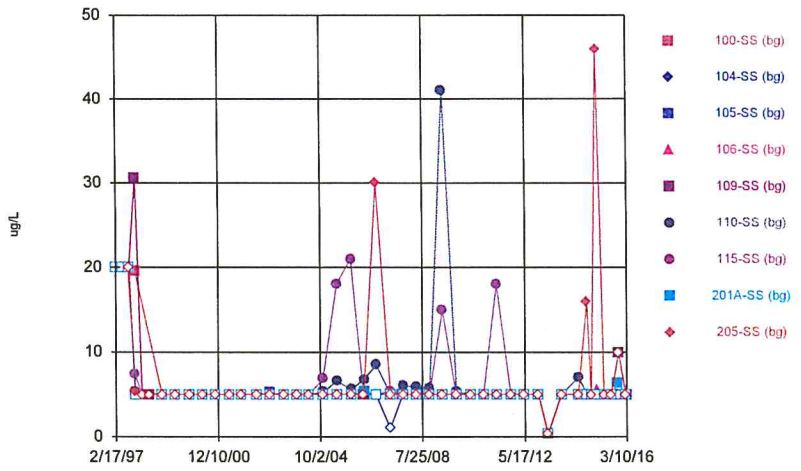

Constituent: Copper Total Analysis Run 5/3/2016 9:12 AM
Bridgeton LF Client: RSI Data: BRIDGETON

Sanitas™ v.9.5.24 Software licensed to Jett Environmental Consulting. UG
Hollow symbols indicate censored values.

Time Series

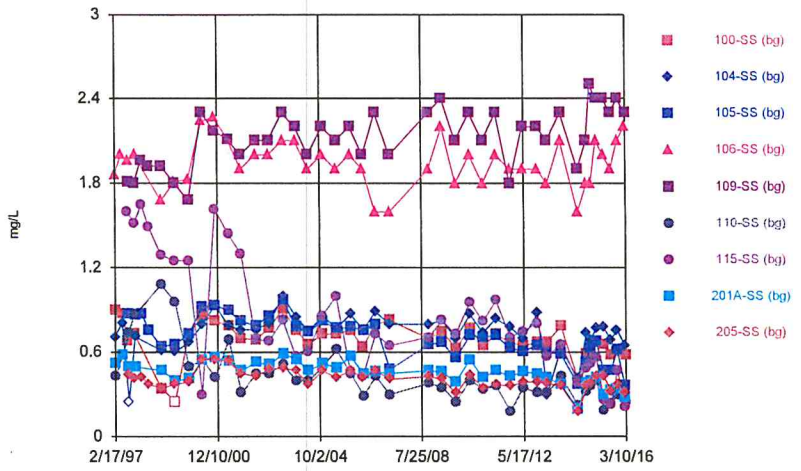

Constituent: Fluoride Analysis Run 5/3/2016 9:12 AM
Bridgeton LF Client: RSI Data: BRIDGETON

Sanitas™ v.9.5.24 Software licensed to Jett Environmental Consulting. UG

Time Series

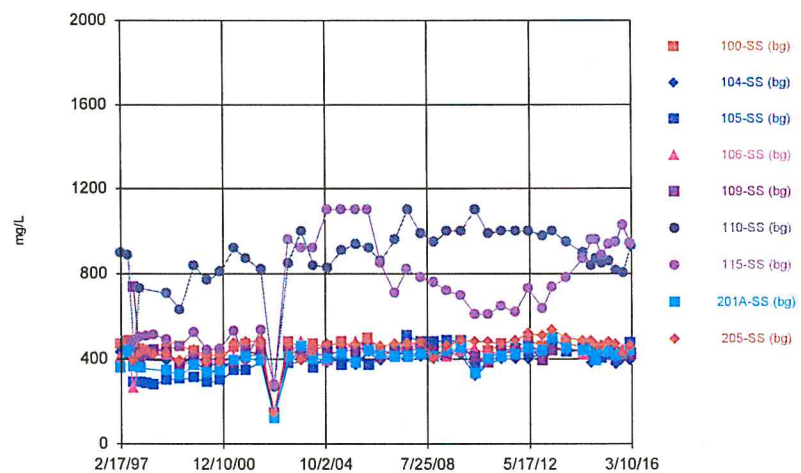

Constituent: Hardness Total Analysis Run 5/3/2016 9:12 AM
Bridgeton LF Client: RSI Data: BRIDGETON

Sanitas™ v.9.5.24 Software licensed to Jett Environmental Consulting. UG
Hollow symbols indicate censored values.

Time Series

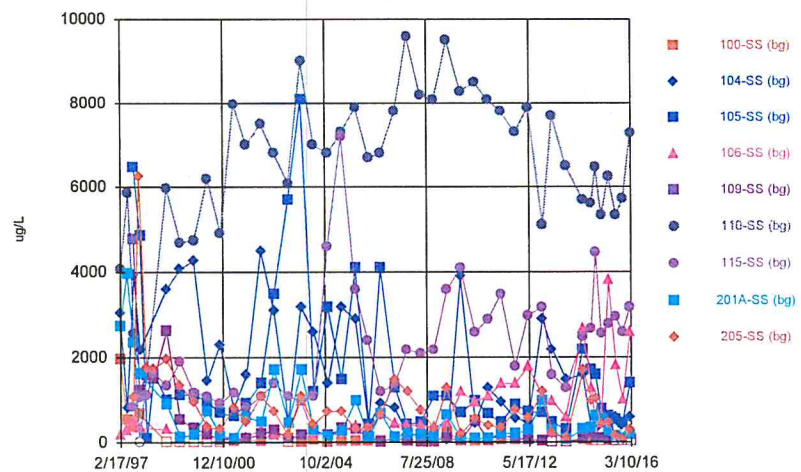

Constituent: Iron Total Analysis Run 5/3/2016 9:12 AM
Bridgeton LF Client: RSI Data: BRIDGETON

Sanitas™ v.9.5.24 Software licensed to Jett Environmental Consulting, UG
Hollow symbols indicate censored values.

Time Series

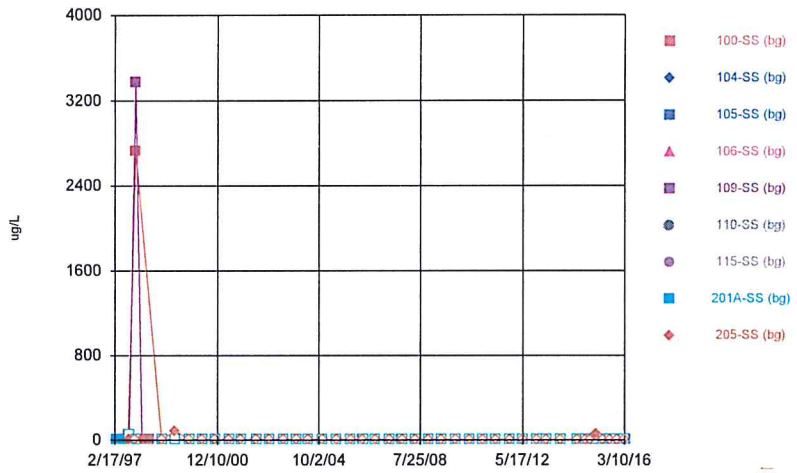

Constituent: Lead Total Analysis Run 5/3/2016 9:12 AM
Bridgeton LF Client: RSI Data: BRIDGETON

Sanitas™ v.9.5.24 Software licensed to Jett Environmental Consulting, UG

Time Series

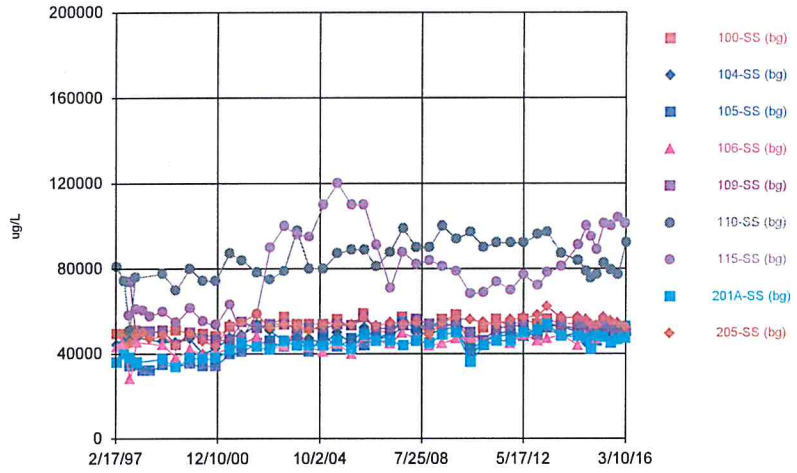

Constituent: Magnesium Total Analysis Run 5/3/2016 9:12 AM
Bridgeton LF Client: RSI Data: BRIDGETON

Sanitas™ v.9.5.24 Software licensed to Jett Environmental Consulting, UG
Hollow symbols indicate censored values.

Time Series

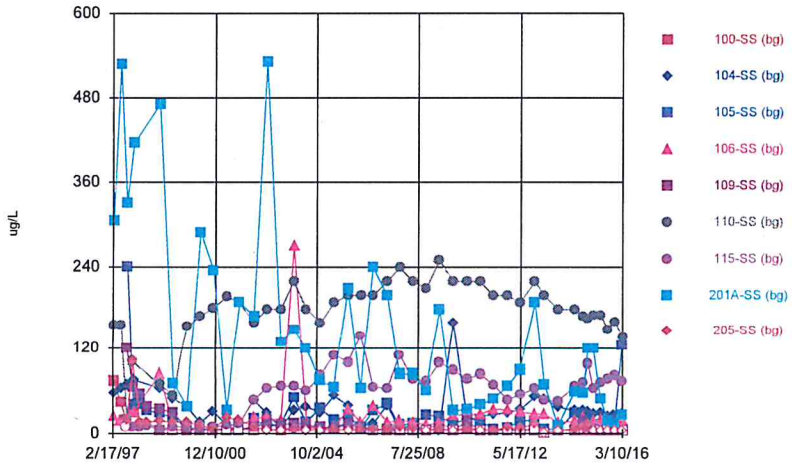

Constituent: Manganese Total Analysis Run 5/3/2016 9:12 AM
Bridgeton LF Client: RSI Data: BRIDGETON

Sanitas™ v.9.5.24 Software licensed to Jett Environmental Consulting, UG
Hollow symbols indicate censored values.

Time Series

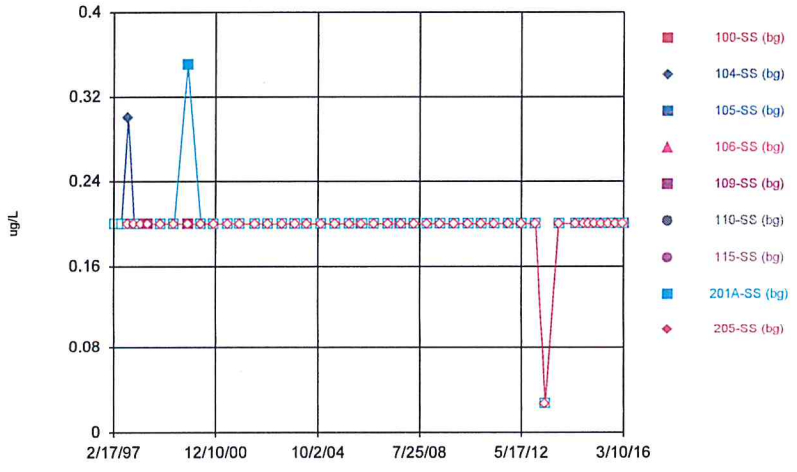

Constituent: Mercury Total Analysis Run 5/3/2016 9:12 AM
Bridgeton LF Client: RSI Data: BRIDGETON

Sanitas™ v.9.5.24 Software licensed to Jett Environmental Consulting. UG
Hollow symbols indicate censored values.

Time Series

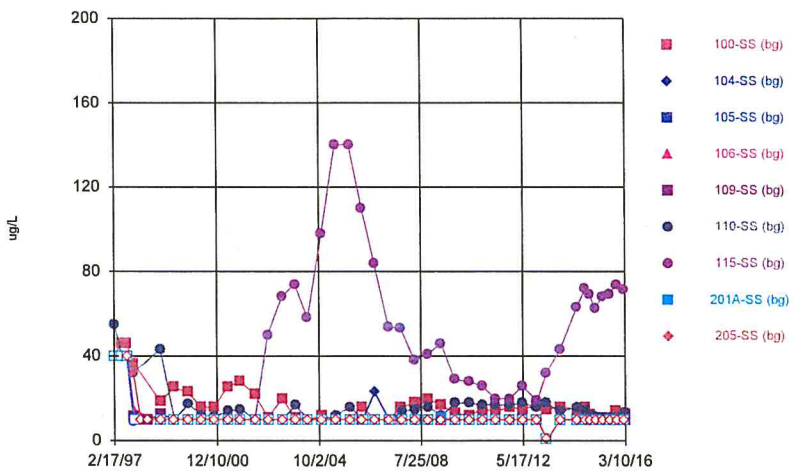

Constituent: Nickel Total Analysis Run 5/3/2016 9:12 AM
Bridgeton LF Client: RSI Data: BRIDGETON

Sanitas™ v.9.5.24 Software licensed to Jett Environmental Consulting. UG
Hollow symbols indicate censored values.

Time Series

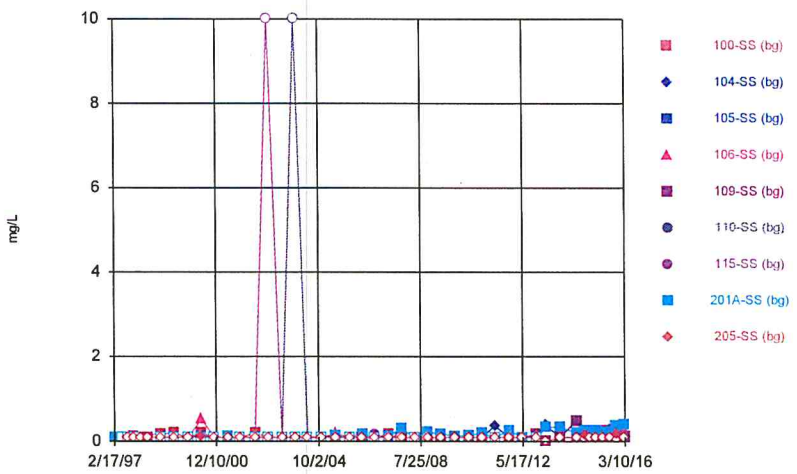

Constituent: Nitrate/Nitrite Analysis Run 5/3/2016 9:12 AM
Bridgeton LF Client: RSI Data: BRIDGETON

Sanitas™ v.9.5.24 Software licensed to Jett Environmental Consulting. UG

Time Series

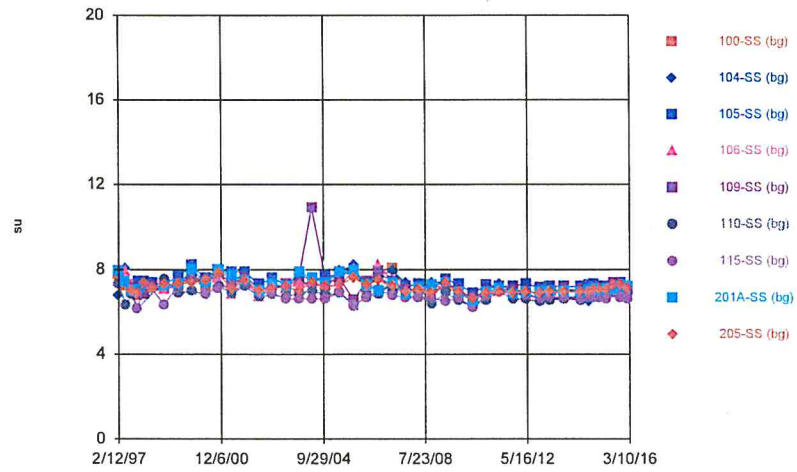

Constituent: pH [Field] Analysis Run 5/3/2016 9:12 AM
Bridgeton LF Client: RSI Data: BRIDGETON

Sanitas™ v.9.5.24 Software licensed to Jett Environmental Consulting. UG
Hollow symbols indicate censored values.

Time Series

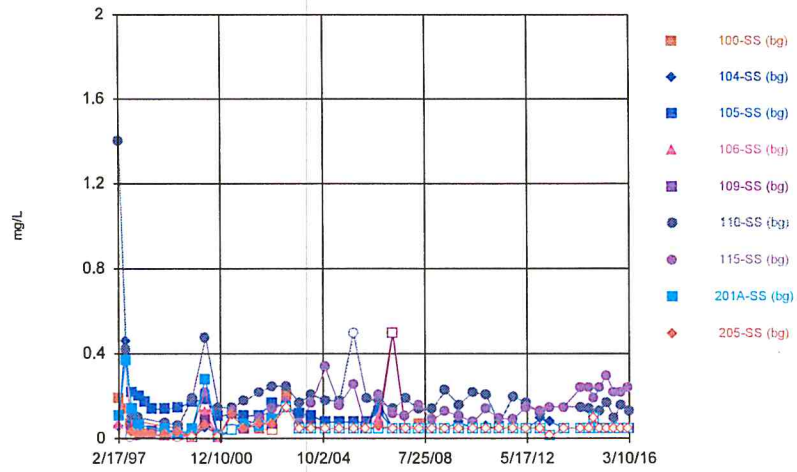

Constituent: Phosphorus Total Analysis Run 5/3/2016 9:12 AM
Bridgeton LF Client: RSI Data: BRIDGETON

Sanitas™ v.9.5.24 Software licensed to Jett Environmental Consulting, UG
Hollow symbols indicate censored values.

Time Series

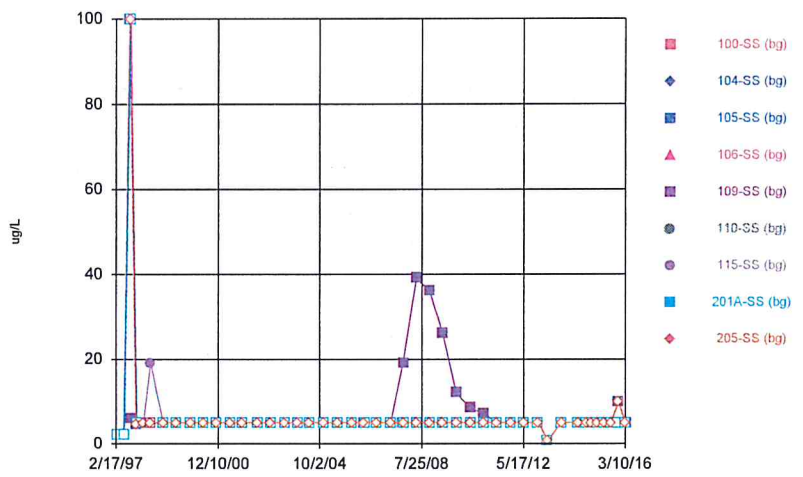

Constituent: Selenium Total Analysis Run 5/3/2016 9:12 AM
Bridgeton LF Client: RSI Data: BRIDGETON

Sanitas™ v.9.5.24 Software licensed to Jett Environmental Consulting, UG
Hollow symbols indicate censored values.

Time Series

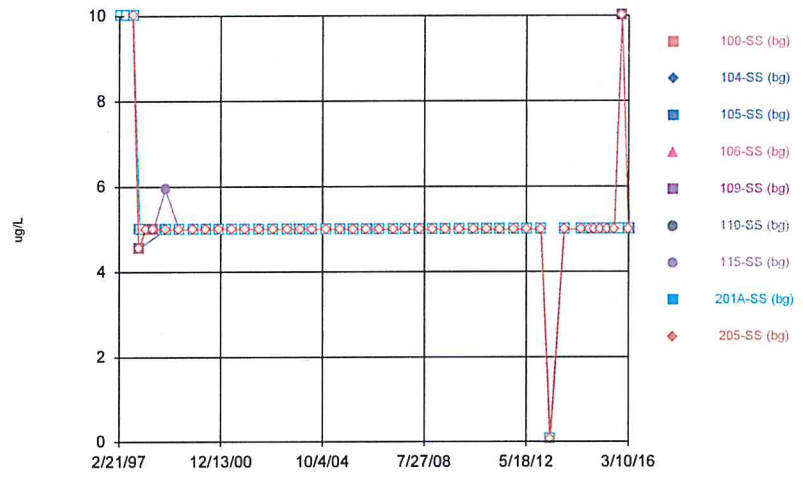

Constituent: Silver Total Analysis Run 5/3/2016 9:12 AM
Bridgeton LF Client: RSI Data: BRIDGETON

Sanitas™ v.9.5.24 Software licensed to Jett Environmental Consulting, UG

Time Series

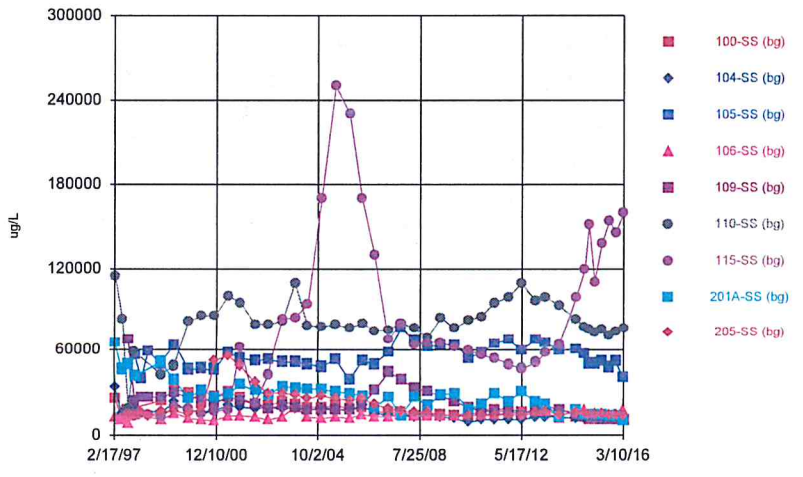

Constituent: Sodium Total Analysis Run 5/3/2016 9:12 AM
Bridgeton LF Client: RSI Data: BRIDGETON

Sanitas™ v.9.5.24 Software licensed to Jett Environmental Consulting, UG

Time Series

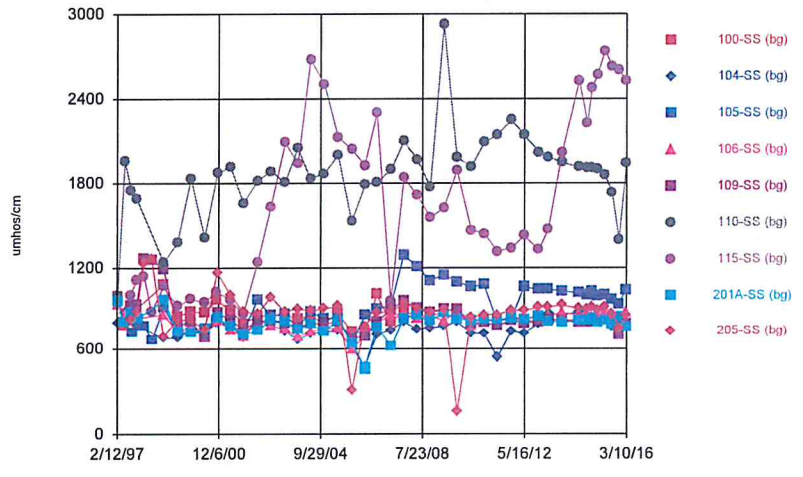

Constituent: Specific Conductance [Field] Analysis Run 5/3/2016 9:12 AM
Bridgeton LF Client: RSI Data: BRIDGETON

Sanitas™ v.9.5.24 Software licensed to Jett Environmental Consulting. UG
Hollow symbols indicate censored values.

Time Series

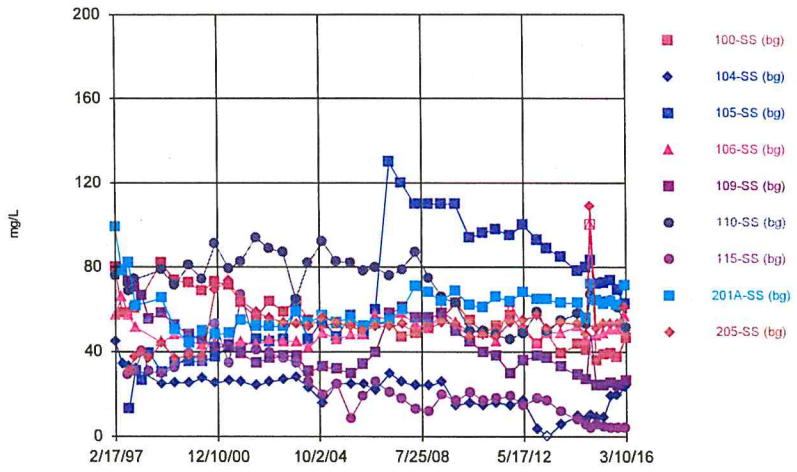

Constituent: Sulfate as SO4 Analysis Run 5/3/2016 9:12 AM
Bridgeton LF Client: RSI Data: BRIDGETON

Sanitas™ v.9.5.24 Software licensed to Jett Environmental Consulting. UG
Hollow symbols indicate censored values.

Time Series

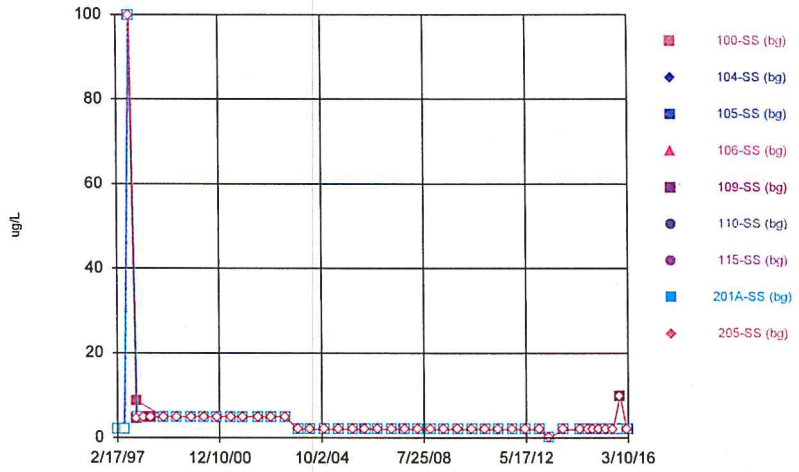

Constituent: Thallium Total Analysis Run 5/3/2016 9:12 AM
Bridgeton LF Client: RSI Data: BRIDGETON

Sanitas™ v.9.5.24 Software licensed to Jett Environmental Consulting. UG

Time Series

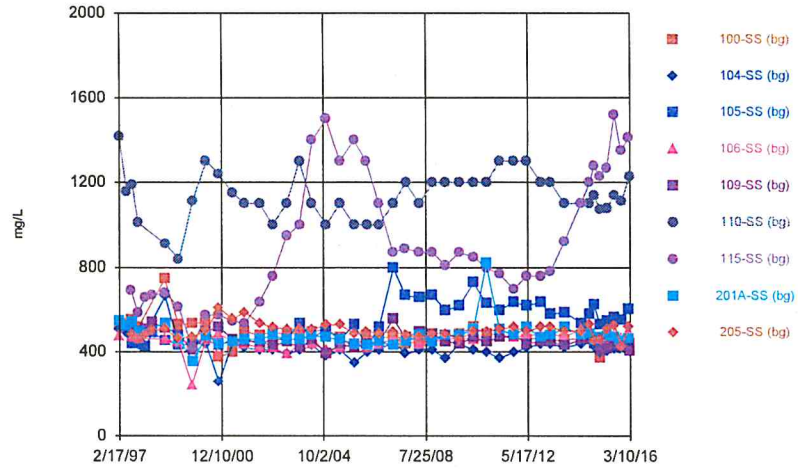

Constituent: Total Dissolved Solids [TDS] Analysis Run 5/3/2016 9:12 AM
Bridgeton LF Client: RSI Data: BRIDGETON

Sanitas™ v.9.5.24 Software licensed to Jett Environmental Consulting. UG
Hollow symbols indicate censored values.

Time Series

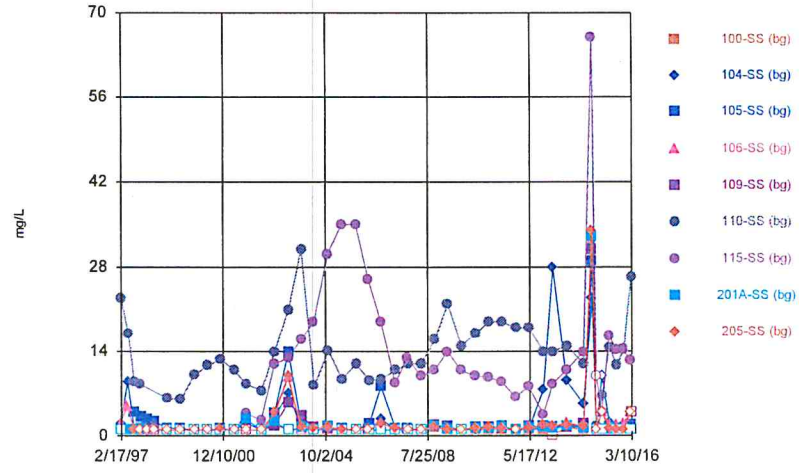

Constituent: Total Organic Carbon [TOC] Analysis Run 5/3/2016 9:12 AM
Bridgeton LF Client: RSI Data: BRIDGETON

Sanitas™ v.9.5.24 Software licensed to Jett Environmental Consulting, UG
Hollow symbols indicate censored values.

Time Series

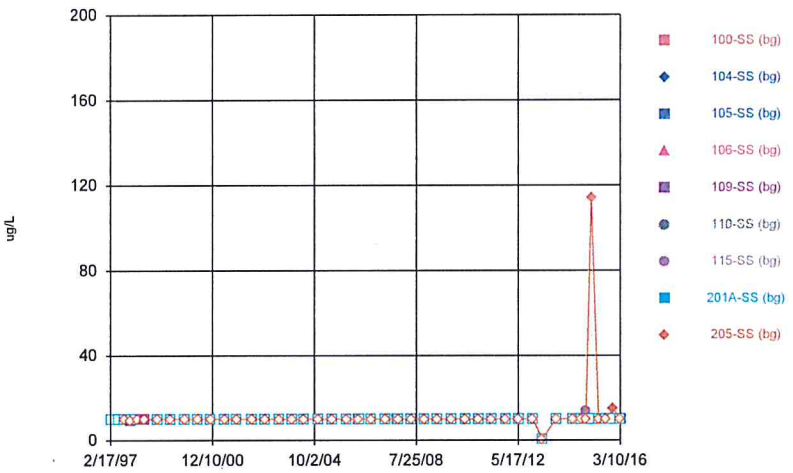

Constituent: Vanadium Total Analysis Run 5/3/2016 9:12 AM
Bridgeton LF Client: RSI Data: BRIDGETON

Sanitas™ v.9.5.24 Software licensed to Jett Environmental Consulting, UG
Hollow symbols indicate censored values.

Time Series

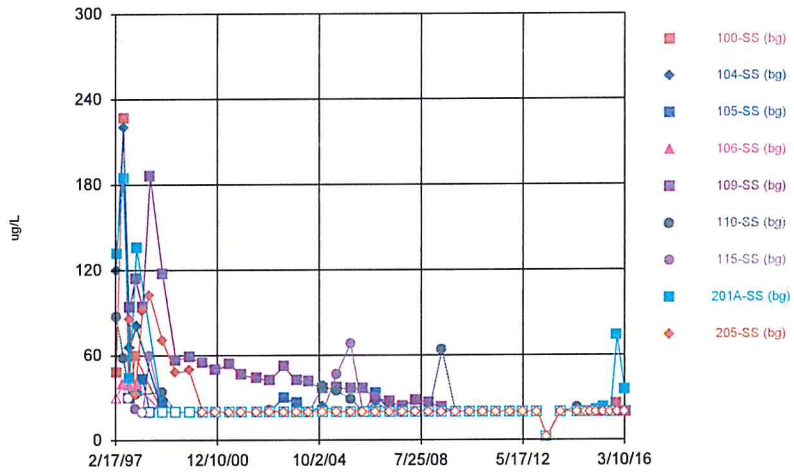

Constituent: Zinc Total Analysis Run 5/3/2016 9:12 AM
Bridgeton LF Client: RSI Data: BRIDGETON

Sanitas™ v.9.5.24 Software licensed to Jett Environmental Consulting. UG
Hollow symbols indicate censored values.

Time Series

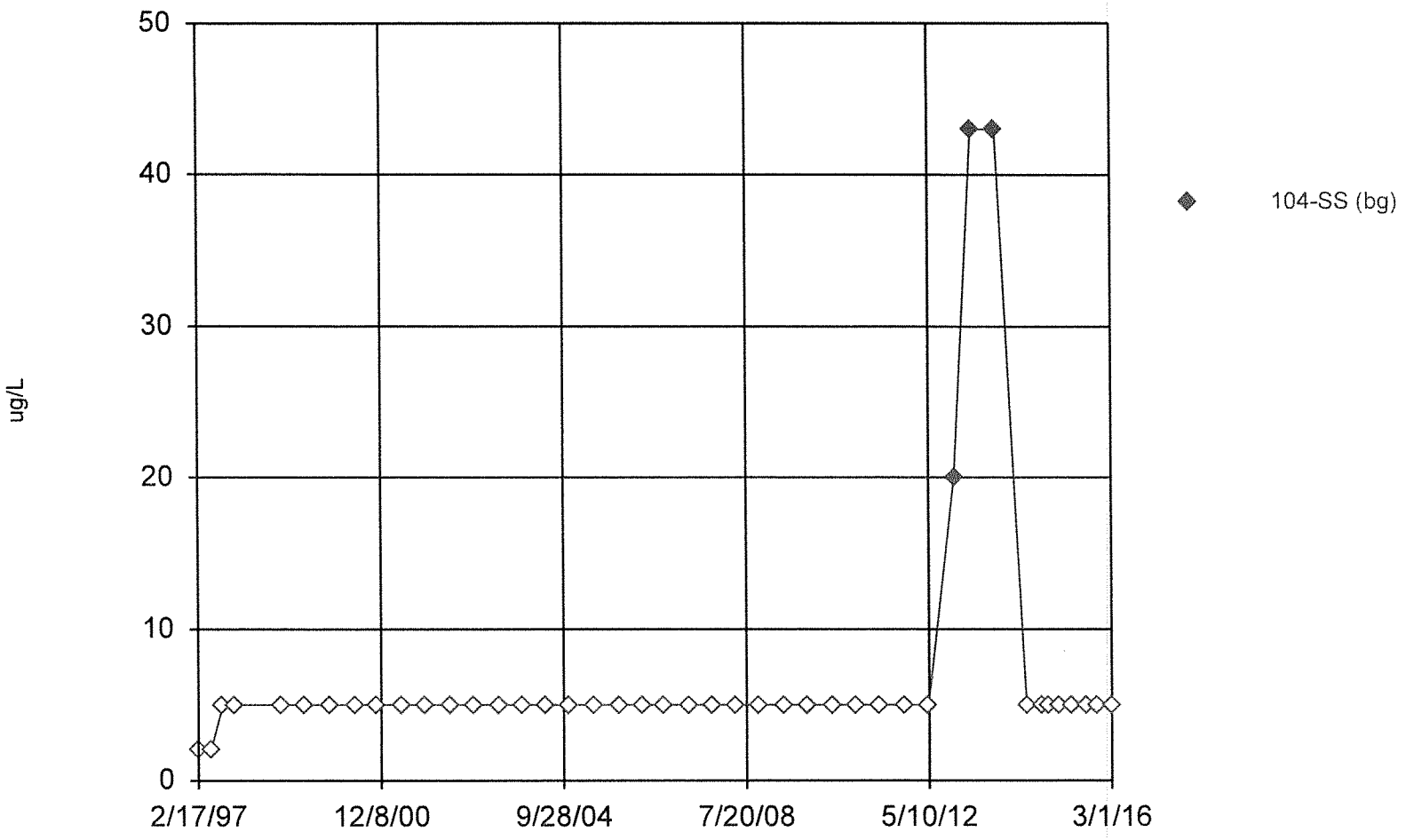

Constituent: 12-Dichloroethane Analysis Run 5/4/2016 9:28 AM

Bridgeton LF Client: RSI Data: BRIDGETON

Sanitas™ v.9.5.24 Software licensed to Jett Environmental Consulting. UG
Hollow symbols indicate censored values.

Time Series

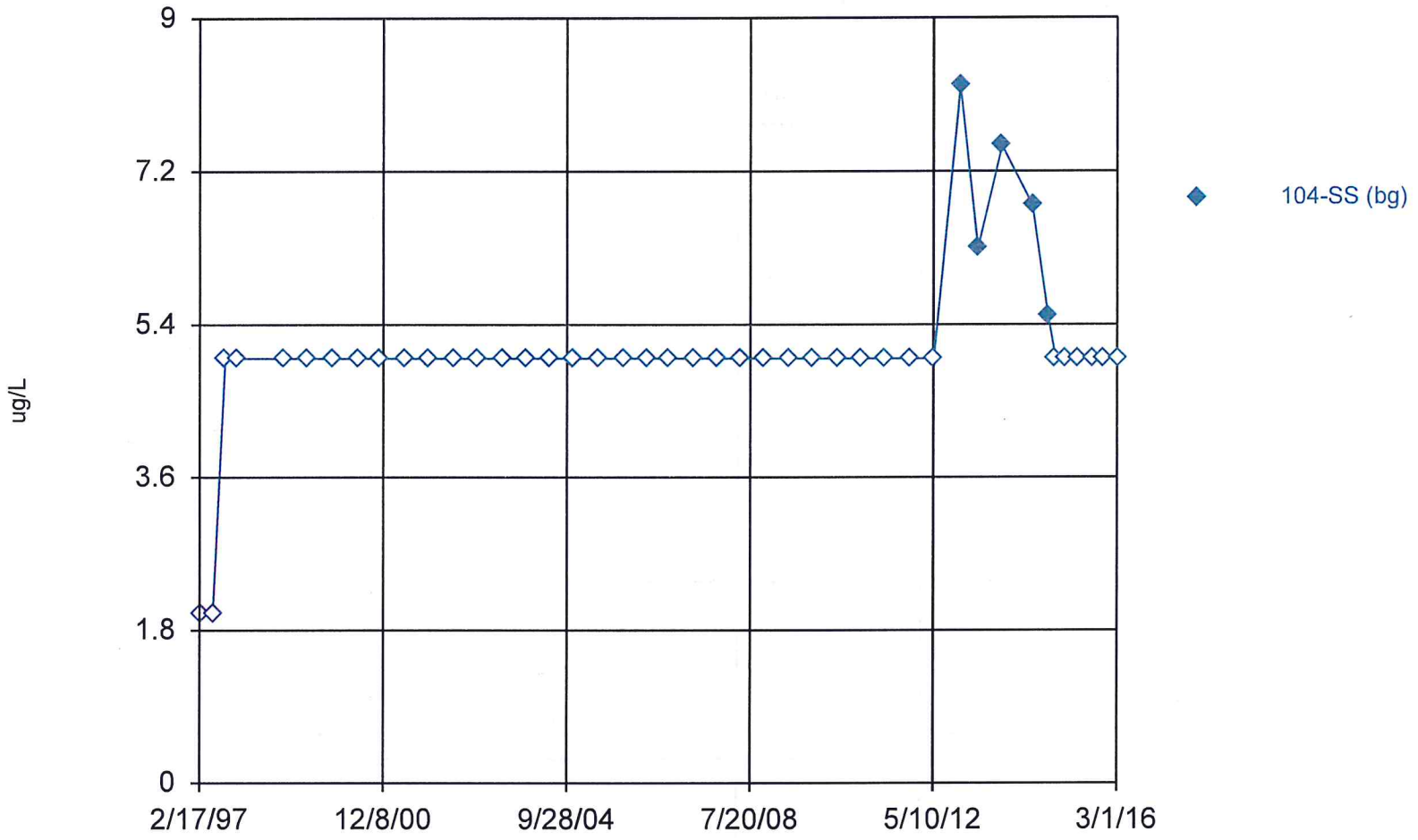

Constituent: 14-Dichlorobenzene Analysis Run 5/4/2016 9:28 AM

Bridgeton LF Client: RSI Data: BRIDGETON

Sanitas™ v.9.5.24 Software licensed to Jett Environmental Consulting. UG
Hollow symbols indicate censored values.

Time Series

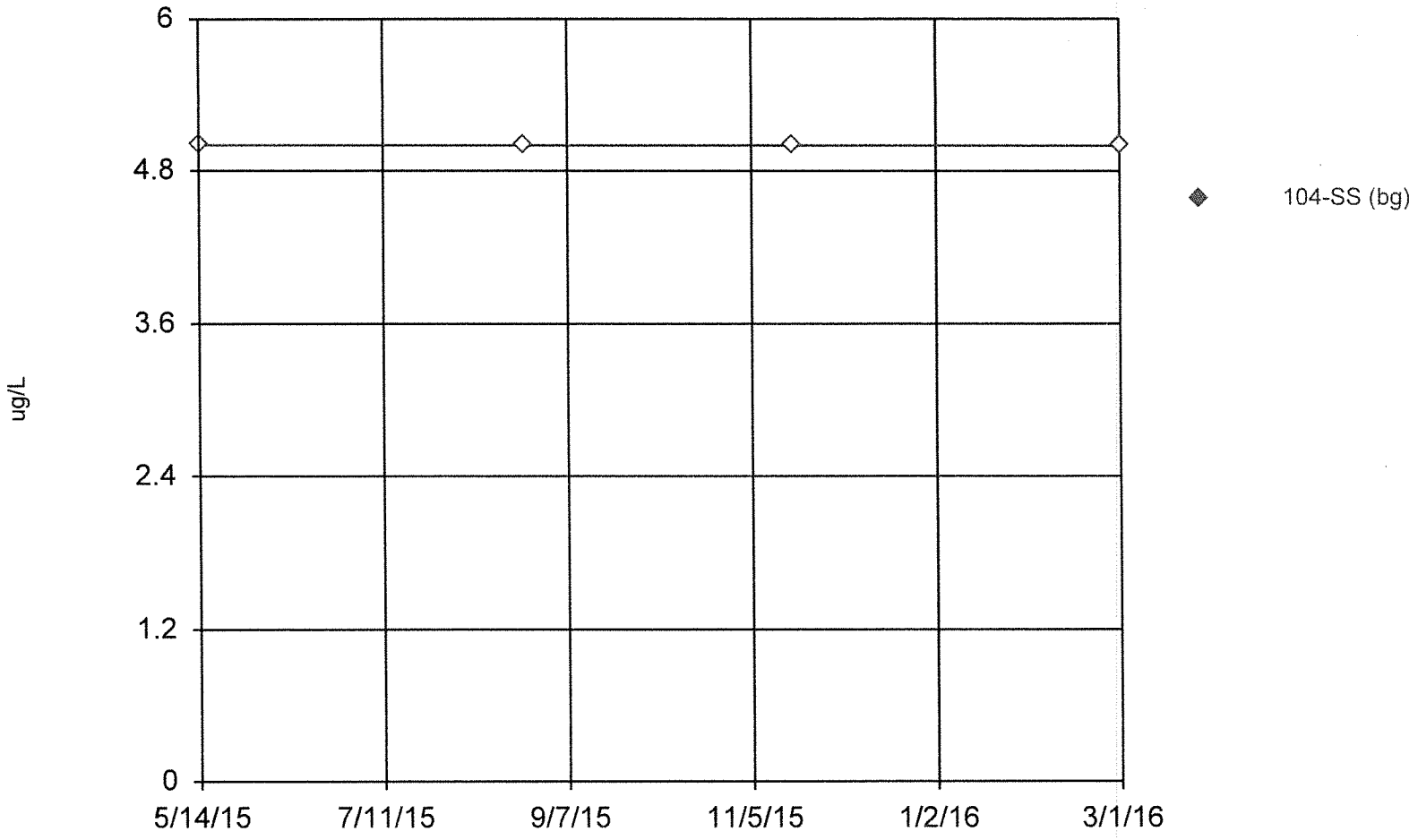

Constituent: 1-Chlorobutane Analysis Run 5/4/2016 9:28 AM

Bridgeton LF Client: RSI Data: BRIDGETON

Sanitas™ v.9.5.24 Software licensed to Jett Environmental Consulting. UG
Hollow symbols indicate censored values.

Time Series

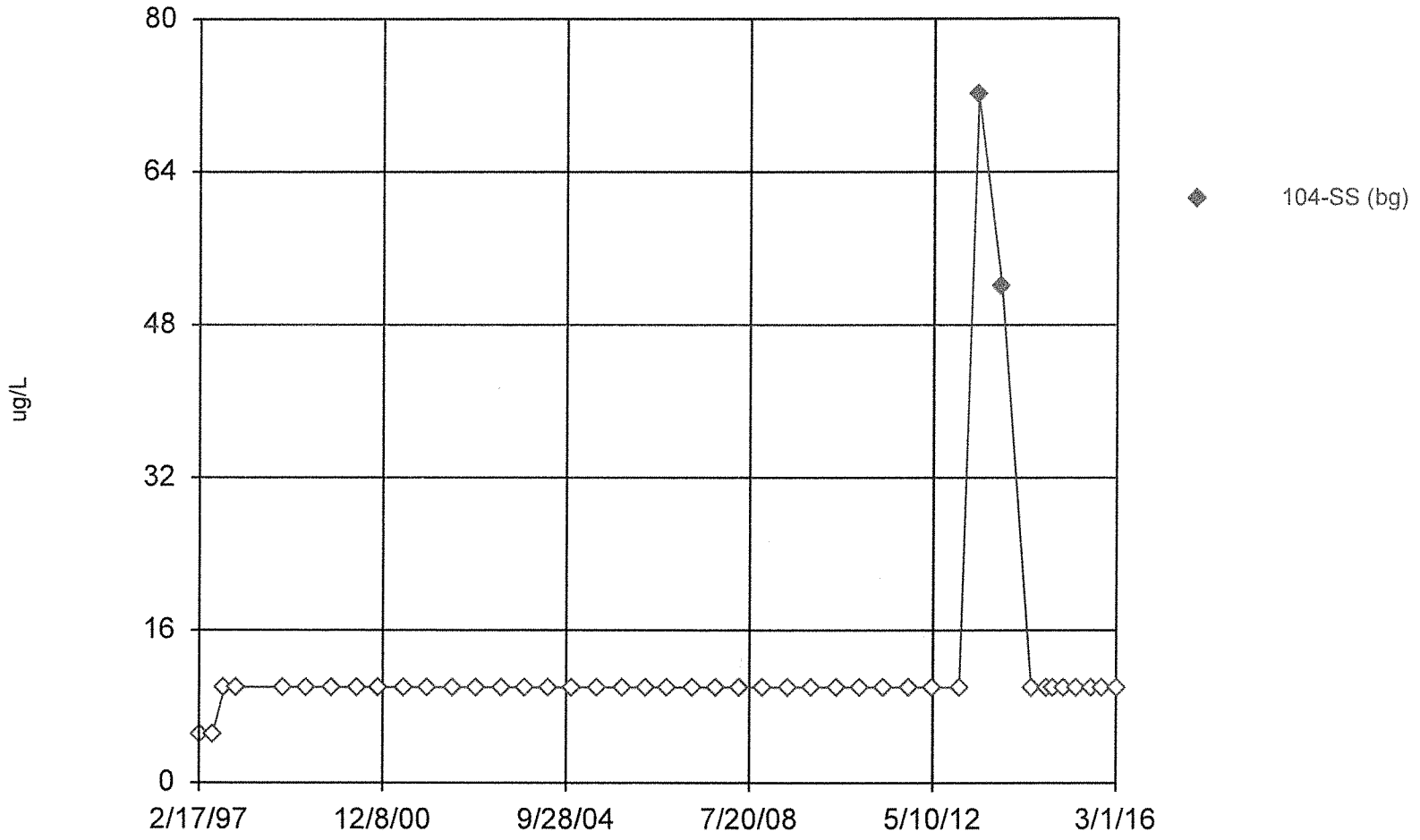

Constituent: 2-Hexanone Analysis Run 5/4/2016 9:28 AM

Bridgeton LF Client: RSI Data: BRIDGETON

Sanitas™ v.9.5.24 Software licensed to Jett Environmental Consulting. UG
Hollow symbols indicate censored values.

Time Series

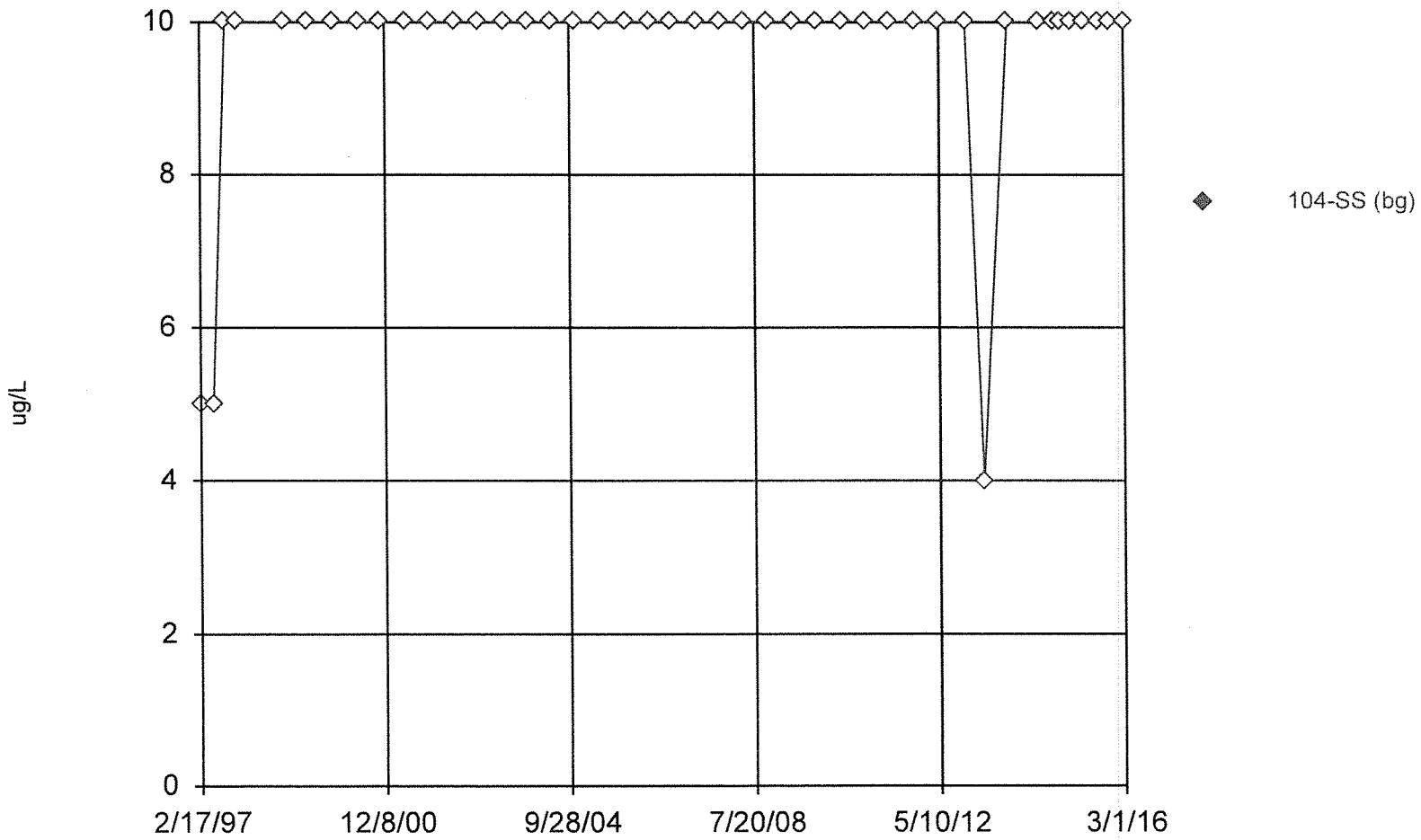

Constituent: Acetone Analysis Run 5/4/2016 9:28 AM

Bridgeton LF Client: RSI Data: BRIDGETON

Sanitas™ v.9.5.24 Software licensed to Jett Environmental Consulting. UG
Hollow symbols indicate censored values.

Time Series

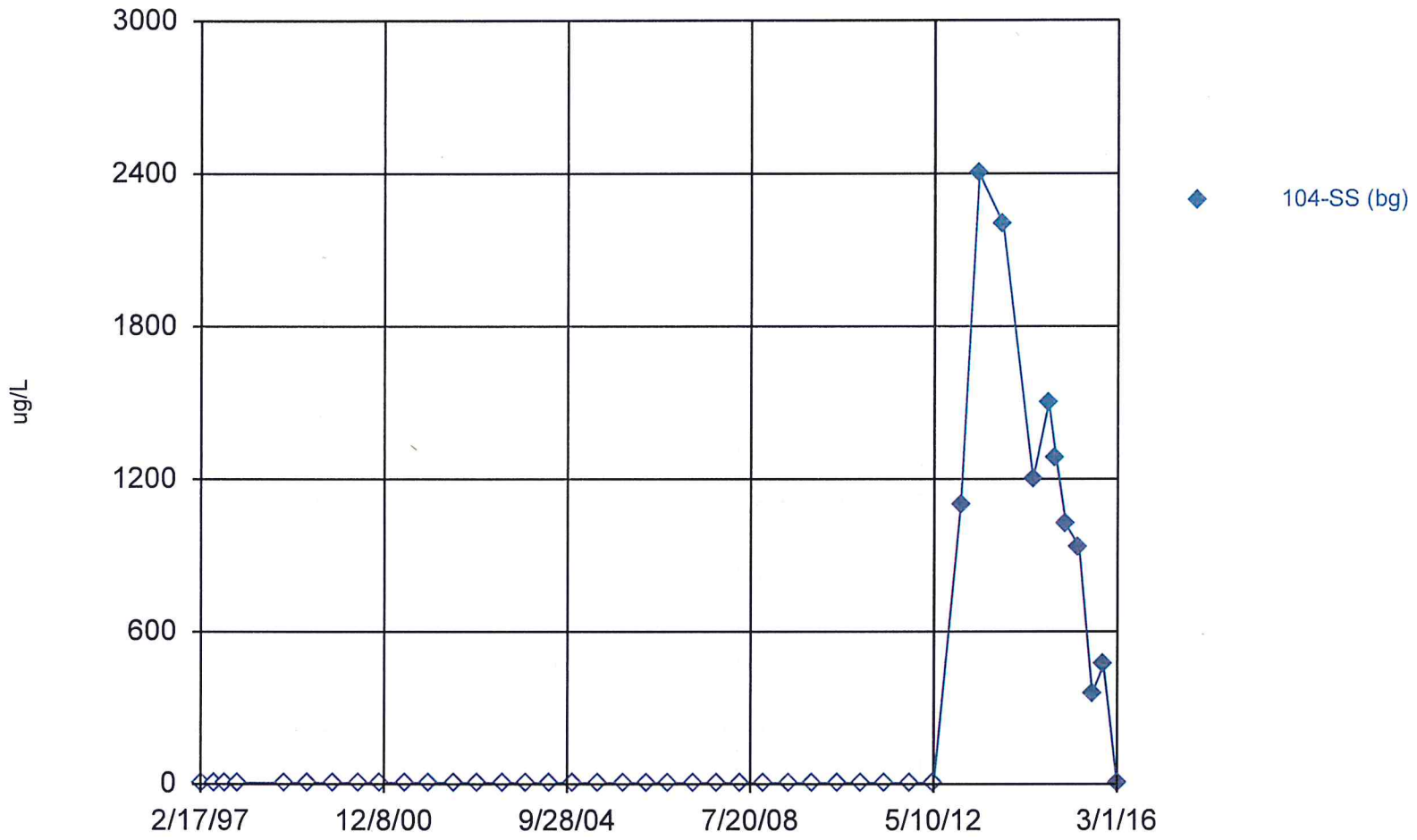

Constituent: Benzene Analysis Run 5/4/2016 9:28 AM

Bridgeton LF Client: RSI Data: BRIDGETON

Sanitas™ v.9.5.24 Software licensed to Jett Environmental Consulting. UG
Hollow symbols indicate censored values.

Time Series

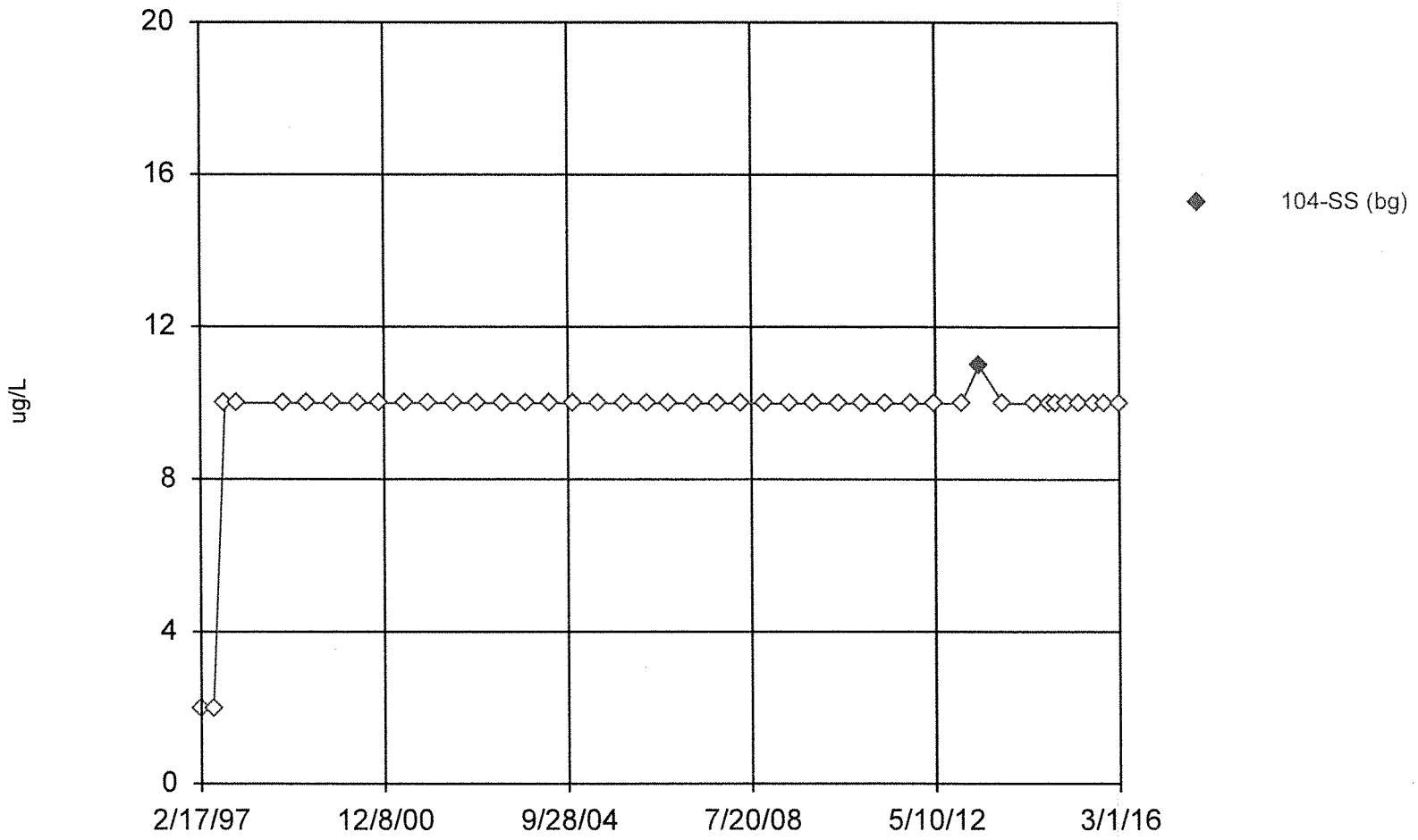

Constituent: Chloroethane Analysis Run 5/4/2016 9:28 AM

Bridgeton LF Client: RSI Data: BRIDGETON

Sanitas™ v.9.5.24 Software licensed to Jett Environmental Consulting. UG
Hollow symbols indicate censored values.

Time Series

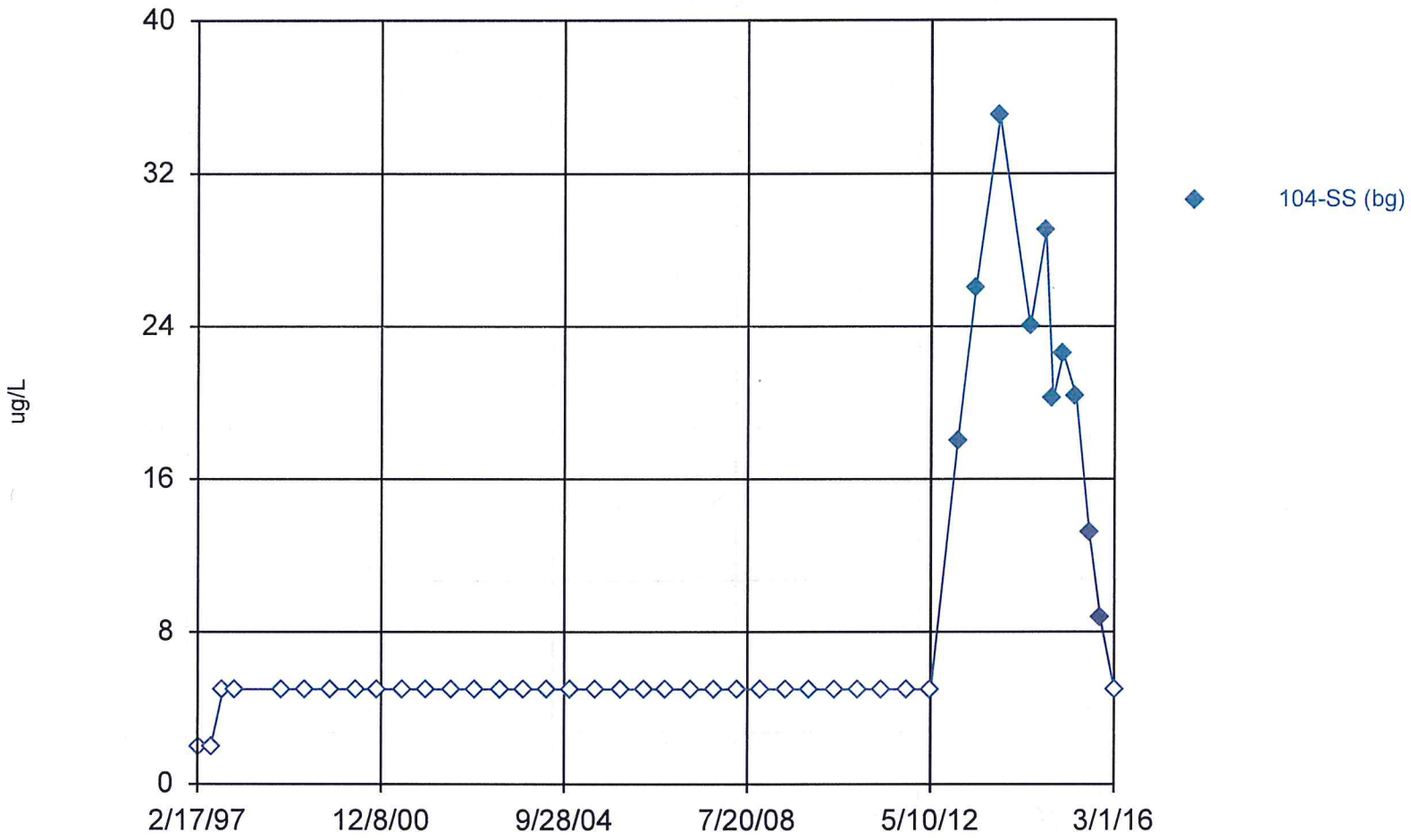

Constituent: Ethylbenzene Analysis Run 5/4/2016 9:28 AM

Bridgeton LF Client: RSI Data: BRIDGETON

Sanitas™ v.9.5.24 Software licensed to Jett Environmental Consulting. UG
Hollow symbols indicate censored values.

Time Series

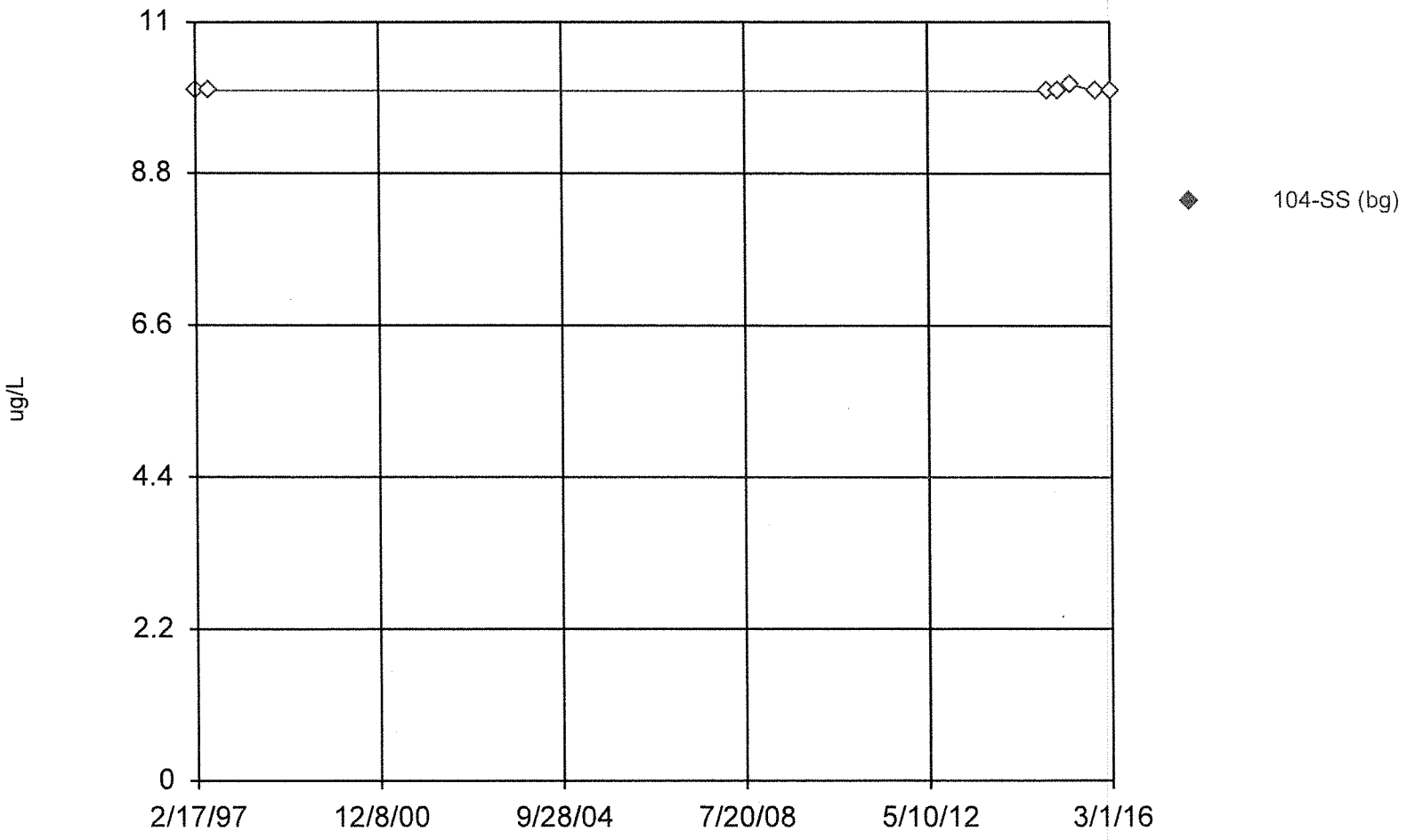

Constituent: m+p-Cresols Analysis Run 5/4/2016 9:28 AM

Bridgeton LF Client: RSI Data: BRIDGETON

Sanitas™ v.9.5.24 Software licensed to Jett Environmental Consulting. UG
Hollow symbols indicate censored values.

Time Series

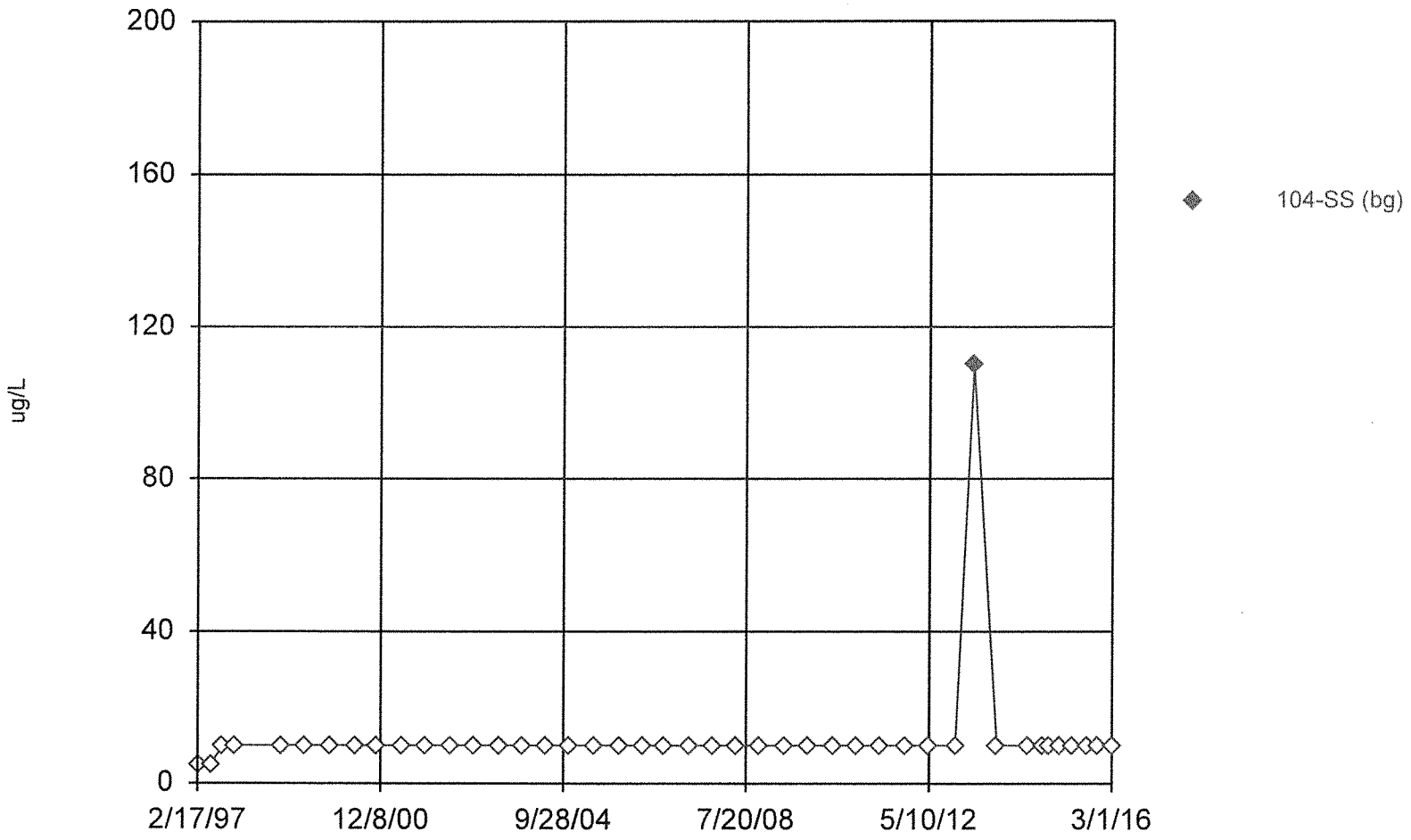

Constituent: Methyl ethyl ketone Analysis Run 5/4/2016 9:28 AM

Bridgeton LF Client: RSI Data: BRIDGETON

Sanitas™ v.9.5.24 Software licensed to Jett Environmental Consulting. UG
Hollow symbols indicate censored values.

Time Series

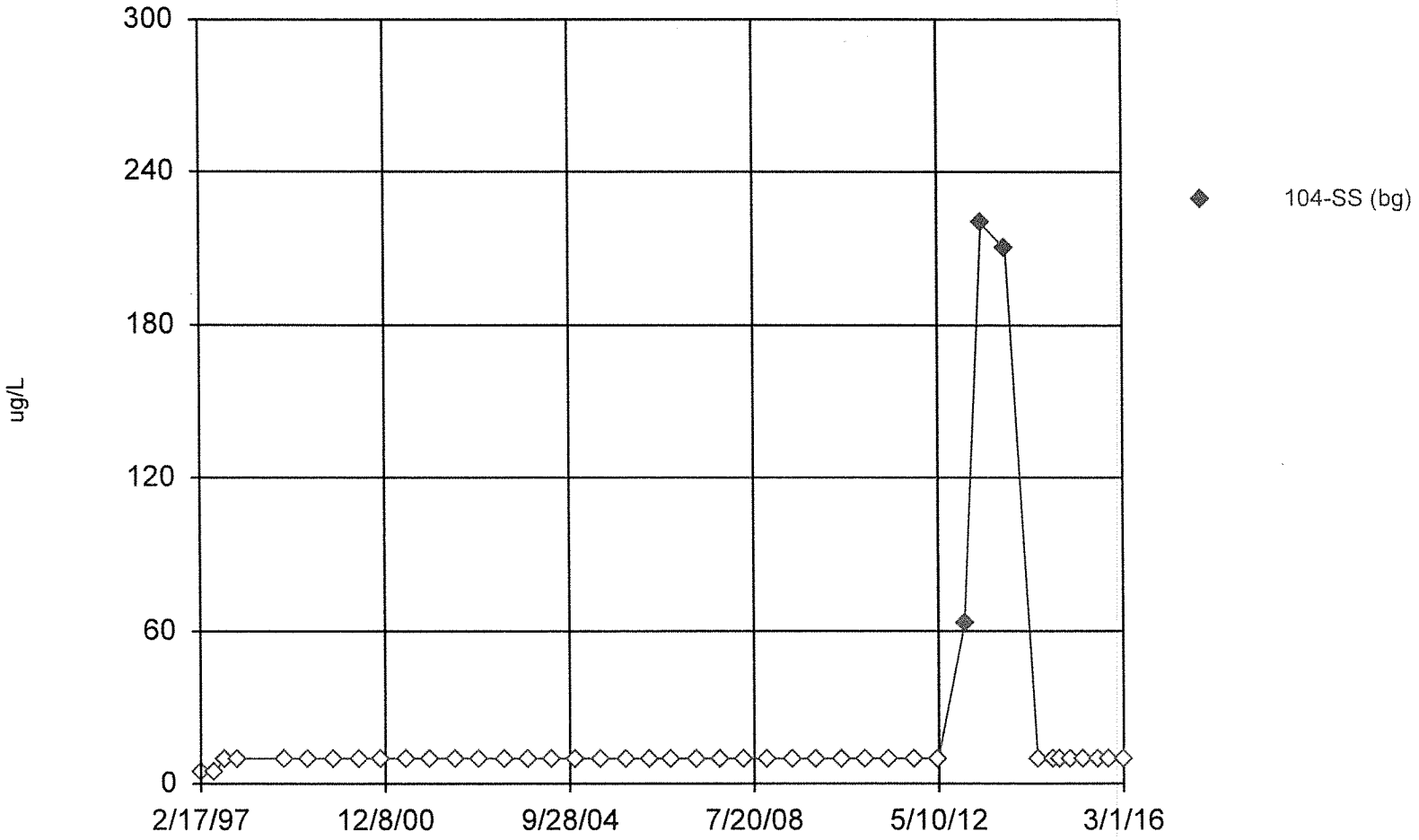

Constituent: Methyl-iso-butyl ketone Analysis Run 5/4/2016 9:28 AM

Bridgeton LF Client: RSI Data: BRIDGETON

Sanitas™ v.9.5.24 Software licensed to Jett Environmental Consulting. UG
Hollow symbols indicate censored values.

Time Series

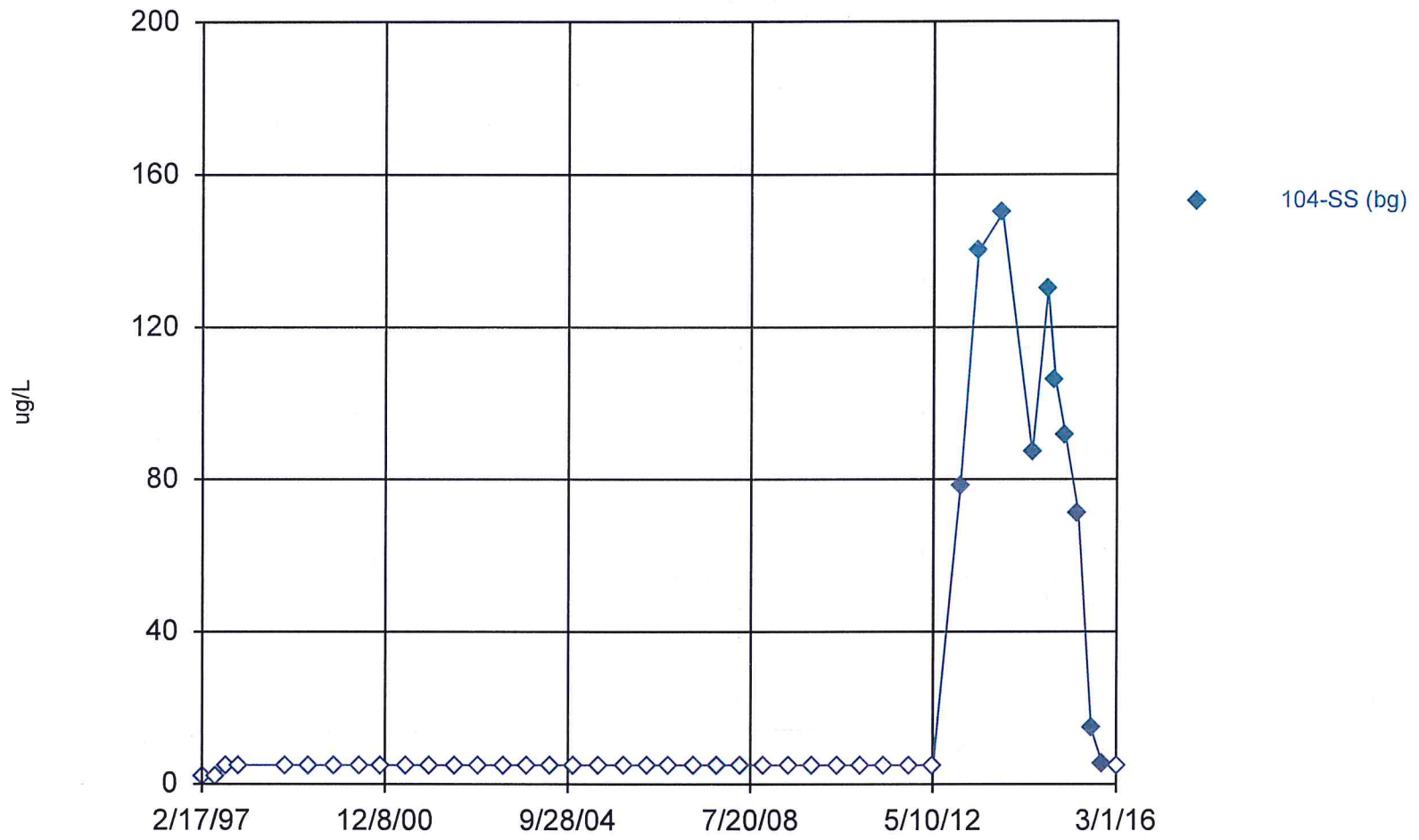

Constituent: Toluene Analysis Run 5/4/2016 9:28 AM

Bridgeton LF Client: RSI Data: BRIDGETON

Sanitas™ v.9.5.24 Software licensed to Jett Environmental Consulting. UG
Hollow symbols indicate censored values.

Time Series

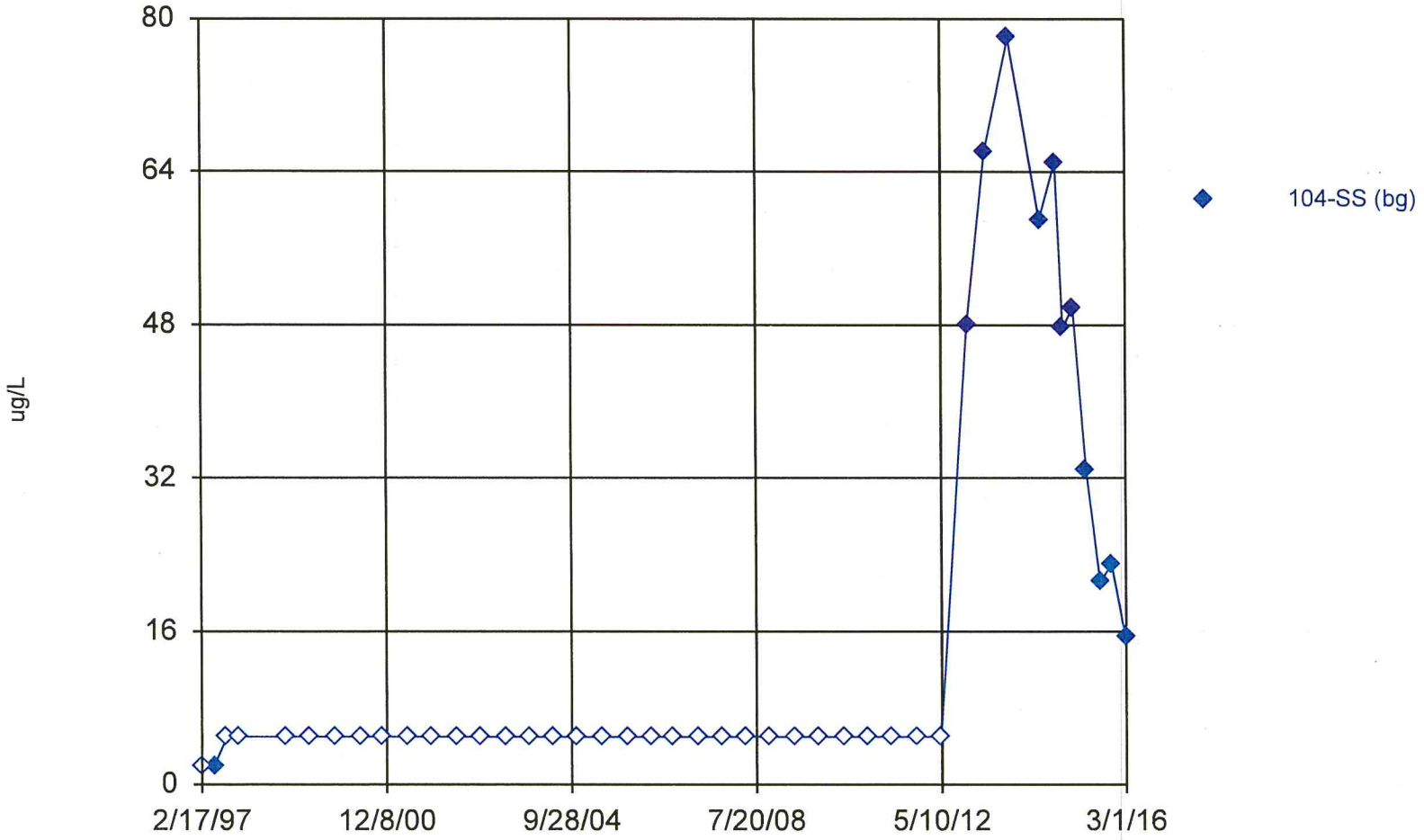

Constituent: Xylenes [Total] Analysis Run 5/4/2016 9:28 AM

Bridgeton LF Client: RSI Data: BRIDGETON

APPENDIX E
STATISTICAL EVALUATIONS
SALEM FORMATION

TREND EVALUATION OF BACKGROUND DATA

Trend Test

Bridgeton LF Client: RSI Data: BRIDGETON Printed 1/7/2016, 1:20 PM

Constituent	Well	Slope	Calc.	Critical	Sig.	N	%NDs	Normality	Xform	Alpha	Method
Ammonia as N (mg/L)	100-SD (bg)	-0.00...	-131	-201	No	40	2.5	n/a	n/a	0.02	NP
Ammonia as N (mg/L)	104-SD (bg)	0.01592	150	201	No	40	32.5	n/a	n/a	0.02	NP
Ammonia as N (mg/L)	**106-SD (bg)**	**0.02107**	**403**	**201**	**Yes**	**40**	**40**	**n/a**	**n/a**	**0.02**	**NP**
Ammonia as N (mg/L)	111-SD (bg)	0	-65	-201	No	40	82.5	n/a	n/a	0.02	NP
Antimony Total (ug/L)	100-SD (bg)	0	47	201	No	40	100	n/a	n/a	0.02	NP
Antimony Total (ug/L)	104-SD (bg)	0	42	201	No	40	100	n/a	n/a	0.02	NP
Antimony Total (ug/L)	106-SD (bg)	0	42	201	No	40	100	n/a	n/a	0.02	NP
Antimony Total (ug/L)	111-SD (bg)	0	11	201	No	40	100	n/a	n/a	0.02	NP
Arsenic Total (ug/L)	100-SD (bg)	0	-12	-201	No	40	90	n/a	n/a	0.02	NP
Arsenic Total (ug/L)	**104-SD (bg)**	**0**	**341**	**201**	**Yes**	**40**	**82.5**	**n/a**	**n/a**	**0.02**	**NP**
Arsenic Total (ug/L)	106-SD (bg)	0	31	201	No	40	77.5	n/a	n/a	0.02	NP
Arsenic Total (ug/L)	111-SD (bg)	0	114	201	No	40	97.5	n/a	n/a	0.02	NP
Barium Total (ug/L)	100-SD (bg)	0.9366	131	201	No	40	0	n/a	n/a	0.02	NP
Barium Total (ug/L)	**104-SD (bg)**	**9.667**	**437**	**201**	**Yes**	**40**	**0**	**n/a**	**n/a**	**0.02**	**NP**
Barium Total (ug/L)	**106-SD (bg)**	**4.028**	**455**	**201**	**Yes**	**40**	**0**	**n/a**	**n/a**	**0.02**	**NP**
Barium Total (ug/L)	**111-SD (bg)**	**0.5406**	**269**	**201**	**Yes**	**40**	**0**	**n/a**	**n/a**	**0.02**	**NP**
Beryllium Total (ug/L)	100-SD (bg)	0	17	201	No	40	97.5	n/a	n/a	0.02	NP
Beryllium Total (ug/L)	104-SD (bg)	0	112	201	No	40	100	n/a	n/a	0.02	NP
Beryllium Total (ug/L)	106-SD (bg)	0	112	201	No	40	100	n/a	n/a	0.02	NP
Beryllium Total (ug/L)	111-SD (bg)	0	81	201	No	40	100	n/a	n/a	0.02	NP
Boron Total (ug/L)	100-SD (bg)	0	-27	-201	No	40	100	n/a	n/a	0.02	NP
Boron Total (ug/L)	**104-SD (bg)**	**0**	**283**	**201**	**Yes**	**40**	**75**	**n/a**	**n/a**	**0.02**	**NP**
Boron Total (ug/L)	106-SD (bg)	0	154	201	No	40	85	n/a	n/a	0.02	NP
Boron Total (ug/L)	111-SD (bg)	0	-61	-201	No	40	97.5	n/a	n/a	0.02	NP
Cadmium Total (ug/L)	100-SD (bg)	0	-66	-201	No	40	97.5	n/a	n/a	0.02	NP
Cadmium Total (ug/L)	104-SD (bg)	0	-12	-201	No	40	100	n/a	n/a	0.02	NP
Cadmium Total (ug/L)	106-SD (bg)	0	34	201	No	40	97.5	n/a	n/a	0.02	NP
Cadmium Total (ug/L)	111-SD (bg)	0	-35	-201	No	40	100	n/a	n/a	0.02	NP
Calcium Total (ug/L)	100-SD (bg)	-199.7	-173	-201	No	40	0	n/a	n/a	0.02	NP
Calcium Total (ug/L)	104-SD (bg)	275	179	201	No	40	0	n/a	n/a	0.02	NP
Calcium Total (ug/L)	**106-SD (bg)**	**963.8**	**234**	**201**	**Yes**	**40**	**0**	**n/a**	**n/a**	**0.02**	**NP**
Calcium Total (ug/L)	111-SD (bg)	0	-1	-201	No	40	0	n/a	n/a	0.02	NP
Chemical Oxygen Demand [COD] (m...	**100-SD (bg)**	**0**	**-356**	**-201**	**Yes**	**40**	**92.5**	**n/a**	**n/a**	**0.02**	**NP**
Chemical Oxygen Demand [COD] (m...	**104-SD (bg)**	**1.603**	**366**	**201**	**Yes**	**40**	**62.5**	**n/a**	**n/a**	**0.02**	**NP**
Chemical Oxygen Demand [COD] (m...	106-SD (bg)	0	123	201	No	40	75	n/a	n/a	0.02	NP
Chemical Oxygen Demand [COD] (m...	**111-SD (bg)**	**0**	**-366**	**-201**	**Yes**	**40**	**95**	**n/a**	**n/a**	**0.02**	**NP**
Chloride (mg/L)	100-SD (bg)	0	31	201	No	40	90	n/a	n/a	0.02	NP
Chloride (mg/L)	**104-SD (bg)**	**7.593**	**494**	**201**	**Yes**	**40**	**0**	**n/a**	**n/a**	**0.02**	**NP**
Chloride (mg/L)	**106-SD (bg)**	**-0.5238**	**-243**	**-201**	**Yes**	**40**	**0**	**n/a**	**n/a**	**0.02**	**NP**
Chloride (mg/L)	**111-SD (bg)**	**-0.3646**	**-583**	**-201**	**Yes**	**40**	**0**	**n/a**	**n/a**	**0.02**	**NP**
Chromium Total (ug/L)	100-SD (bg)	0	-201	-201	No	40	90	n/a	n/a	0.02	NP
Chromium Total (ug/L)	104-SD (bg)	0	126	201	No	40	82.5	n/a	n/a	0.02	NP
Chromium Total (ug/L)	106-SD (bg)	0	24	201	No	40	82.5	n/a	n/a	0.02	NP
Chromium Total (ug/L)	111-SD (bg)	0	-113	-201	No	40	95	n/a	n/a	0.02	NP
Cobalt Total (ug/L)	100-SD (bg)	0	-101	-201	No	40	100	n/a	n/a	0.02	NP
Cobalt Total (ug/L)	104-SD (bg)	0	-87	-201	No	40	97.5	n/a	n/a	0.02	NP
Cobalt Total (ug/L)	106-SD (bg)	0	-5	-201	No	40	90	n/a	n/a	0.02	NP
Cobalt Total (ug/L)	111-SD (bg)	0	-135	-201	No	40	100	n/a	n/a	0.02	NP
Copper Total (ug/L)	100-SD (bg)	0	-101	-201	No	40	100	n/a	n/a	0.02	NP
Copper Total (ug/L)	104-SD (bg)	0	-37	-201	No	40	95	n/a	n/a	0.02	NP

Trend Test

Bridgeton LF Client: RSI Data: BRIDGETON Printed 1/7/2016, 1:20 PM

Constituent	Well	Slope	Calc.	Critical	Sig.	N	%NDs	Normality	Xform	Alpha	Method
Copper Total (ug/L)	106-SD (bg)	0	-59	-201	No	40	95	n/a	n/a	0.02	NP
Copper Total (ug/L)	111-SD (bg)	0	-170	-201	No	40	95	n/a	n/a	0.02	NP
Fluoride (mg/L)	100-SD (bg)	0	-24	-186	No	38	0	n/a	n/a	0.02	NP
Fluoride (mg/L)	104-SD (bg)	-0.00...	-133	-186	No	38	5.263	n/a	n/a	0.02	NP
Fluoride (mg/L)	106-SD (bg)	0.009986	129	186	No	38	2.632	n/a	n/a	0.02	NP
Fluoride (mg/L)	111-SD (bg)	0.000...	76	186	No	38	0	n/a	n/a	0.02	NP
Hardness Total (mg/L)	100-SD (bg)	0	-54	-201	No	40	0	n/a	n/a	0.02	NP
Hardness Total (mg/L)	**104-SD (bg)**	**3.617**	**289**	**201**	**Yes**	**40**	**0**	**n/a**	**n/a**	**0.02**	**NP**
Hardness Total (mg/L)	**106-SD (bg)**	**5.378**	**273**	**201**	**Yes**	**40**	**0**	**n/a**	**n/a**	**0.02**	**NP**
Hardness Total (mg/L)	111-SD (bg)	0	5	201	No	40	0	n/a	n/a	0.02	NP
Iron Total (ug/L)	**100-SD (bg)**	**-43.81**	**-299**	**-201**	**Yes**	**40**	**0**	**n/a**	**n/a**	**0.02**	**NP**
Iron Total (ug/L)	104-SD (bg)	96.79	157	201	No	40	0	n/a	n/a	0.02	NP
Iron Total (ug/L)	**106-SD (bg)**	**133.3**	**256**	**201**	**Yes**	**40**	**0**	**n/a**	**n/a**	**0.02**	**NP**
Iron Total (ug/L)	111-SD (bg)	-44.22	-199	-201	No	40	0	n/a	n/a	0.02	NP
Lead Total (ug/L)	100-SD (bg)	0	47	201	No	40	100	n/a	n/a	0.02	NP
Lead Total (ug/L)	104-SD (bg)	0	42	201	No	40	100	n/a	n/a	0.02	NP
Lead Total (ug/L)	106-SD (bg)	0	96	201	No	40	97.5	n/a	n/a	0.02	NP
Lead Total (ug/L)	111-SD (bg)	0	11	201	No	40	100	n/a	n/a	0.02	NP
Magnesium Total (ug/L)	100-SD (bg)	3.08	70	201	No	40	0	n/a	n/a	0.02	NP
Magnesium Total (ug/L)	**104-SD (bg)**	**595.7**	**376**	**201**	**Yes**	**40**	**0**	**n/a**	**n/a**	**0.02**	**NP**
Magnesium Total (ug/L)	**106-SD (bg)**	**446.9**	**249**	**201**	**Yes**	**40**	**0**	**n/a**	**n/a**	**0.02**	**NP**
Magnesium Total (ug/L)	111-SD (bg)	-31.99	-67	-201	No	40	0	n/a	n/a	0.02	NP
Manganese Total (ug/L)	**100-SD (bg)**	**-6.669**	**-667**	**-201**	**Yes**	**40**	**0**	**n/a**	**n/a**	**0.02**	**NP**
Manganese Total (ug/L)	104-SD (bg)	1.929	171	201	No	40	0	n/a	n/a	0.02	NP
Manganese Total (ug/L)	106-SD (bg)	-2.705	-60	-201	No	40	0	n/a	n/a	0.02	NP
Manganese Total (ug/L)	**111-SD (bg)**	**-0.7201**	**-457**	**-201**	**Yes**	**40**	**45**	**n/a**	**n/a**	**0.02**	**NP**
Mercury Total (ug/L)	100-SD (bg)	0	-27	-201	No	40	100	n/a	n/a	0.02	NP
Mercury Total (ug/L)	104-SD (bg)	0	-27	-201	No	40	100	n/a	n/a	0.02	NP
Mercury Total (ug/L)	106-SD (bg)	0	-27	-201	No	40	100	n/a	n/a	0.02	NP
Mercury Total (ug/L)	111-SD (bg)	0	-27	-201	No	40	100	n/a	n/a	0.02	NP
Nickel Total (ug/L)	100-SD (bg)	0	-101	-201	No	40	100	n/a	n/a	0.02	NP
Nickel Total (ug/L)	104-SD (bg)	0	198	201	No	40	75	n/a	n/a	0.02	NP
Nickel Total (ug/L)	106-SD (bg)	0	15	201	No	40	90	n/a	n/a	0.02	NP
Nickel Total (ug/L)	111-SD (bg)	0	-135	-201	No	40	100	n/a	n/a	0.02	NP
Nitrate/Nitrite (mg/L)	100-SD (bg)	0	-27	-201	No	40	100	n/a	n/a	0.02	NP
Nitrate/Nitrite (mg/L)	104-SD (bg)	0	-8	-201	No	40	95	n/a	n/a	0.02	NP
Nitrate/Nitrite (mg/L)	106-SD (bg)	0	-63	-201	No	40	97.5	n/a	n/a	0.02	NP
Nitrate/Nitrite (mg/L)	111-SD (bg)	0	15	201	No	40	90	n/a	n/a	0.02	NP
pH [Field] (su)	100-SD (bg)	-0.01949	-136	-201	No	40	0	n/a	n/a	0.02	NP
pH [Field] (su)	**104-SD (bg)**	**-0.04514**	**-318**	**-201**	**Yes**	**40**	**0**	**n/a**	**n/a**	**0.02**	**NP**
pH [Field] (su)	**106-SD (bg)**	**-0.03461**	**-354**	**-201**	**Yes**	**40**	**0**	**n/a**	**n/a**	**0.02**	**NP**
pH [Field] (su)	111-SD (bg)	-0.01585	-138	-201	No	40	0	n/a	n/a	0.02	NP
Phosphorus Total (mg/L)	**100-SD (bg)**	**-0.00...**	**-354**	**-201**	**Yes**	**40**	**65**	**n/a**	**n/a**	**0.02**	**NP**
Phosphorus Total (mg/L)	104-SD (bg)	0	116	201	No	40	47.5	n/a	n/a	0.02	NP
Phosphorus Total (mg/L)	106-SD (bg)	0.004108	185	201	No	40	15	n/a	n/a	0.02	NP
Phosphorus Total (mg/L)	111-SD (bg)	0	3	201	No	40	72.5	n/a	n/a	0.02	NP
Selenium Total (ug/L)	100-SD (bg)	0	47	201	No	40	100	n/a	n/a	0.02	NP
Selenium Total (ug/L)	104-SD (bg)	0	42	201	No	40	100	n/a	n/a	0.02	NP
Selenium Total (ug/L)	106-SD (bg)	0	74	201	No	40	97.5	n/a	n/a	0.02	NP
Selenium Total (ug/L)	111-SD (bg)	0	11	201	No	40	100	n/a	n/a	0.02	NP

Trend Test

Bridgeton LF Client: RSI Data: BRIDGETON Printed 1/7/2016, 1:20 PM

Constituent	Well	Slope	Calc.	Critical	Sig.	N	%NDs	Normality	Xform	Alpha	Method
Silver Total (ug/L)	100-SD (bg)	0	-25	-186	No	38	100	n/a	n/a	0.02	NP
Silver Total (ug/L)	104-SD (bg)	0	-28	-186	No	38	100	n/a	n/a	0.02	NP
Silver Total (ug/L)	106-SD (bg)	0	-63	-194	No	39	100	n/a	n/a	0.02	NP
Silver Total (ug/L)	111-SD (bg)	0	-98	-194	No	39	100	n/a	n/a	0.02	NP
Sodium Total (ug/L)	**100-SD (bg)**	**-253.5**	**-546**	**-201**	**Yes**	**40**	**0**	**n/a**	**n/a**	**0.02**	**NP**
Sodium Total (ug/L)	**104-SD (bg)**	**3202**	**597**	**201**	**Yes**	**40**	**0**	**n/a**	**n/a**	**0.02**	**NP**
Sodium Total (ug/L)	**106-SD (bg)**	**-1074**	**-298**	**-201**	**Yes**	**40**	**0**	**n/a**	**n/a**	**0.02**	**NP**
Sodium Total (ug/L)	111-SD (bg)	-74.78	-132	-201	No	40	0	n/a	n/a	0.02	NP
Specific Conductance [Field] (u...	100-SD (bg)	-0.9396	-91	-201	No	40	0	n/a	n/a	0.02	NP
Specific Conductance [Field] (u...	**104-SD (bg)**	**26.36**	**365**	**201**	**Yes**	**40**	**0**	**n/a**	**n/a**	**0.02**	**NP**
Specific Conductance [Field] (u...	106-SD (bg)	-4.65	-136	-201	No	40	0	n/a	n/a	0.02	NP
Specific Conductance [Field] (u...	**111-SD (bg)**	**-4.974**	**-243**	**-201**	**Yes**	**40**	**0**	**n/a**	**n/a**	**0.02**	**NP**
Sulfate as SO4 (mg/L)	100-SD (bg)	0	29	201	No	40	0	n/a	n/a	0.02	NP
Sulfate as SO4 (mg/L)	104-SD (bg)	-1.274	-176	-201	No	40	0	n/a	n/a	0.02	NP
Sulfate as SO4 (mg/L)	**106-SD (bg)**	**-4.359**	**-587**	**-201**	**Yes**	**40**	**2.5**	**n/a**	**n/a**	**0.02**	**NP**
Sulfate as SO4 (mg/L)	**111-SD (bg)**	**-0.7977**	**-581**	**-201**	**Yes**	**40**	**2.5**	**n/a**	**n/a**	**0.02**	**NP**
Thallium Total (ug/L)	**100-SD (bg)**	**0**	**-303**	**-201**	**Yes**	**40**	**100**	**n/a**	**n/a**	**0.02**	**NP**
Thallium Total (ug/L)	**104-SD (bg)**	**0**	**-270**	**-201**	**Yes**	**40**	**100**	**n/a**	**n/a**	**0.02**	**NP**
Thallium Total (ug/L)	**106-SD (bg)**	**0**	**-270**	**-201**	**Yes**	**40**	**100**	**n/a**	**n/a**	**0.02**	**NP**
Thallium Total (ug/L)	**111-SD (bg)**	**0**	**-314**	**-201**	**Yes**	**40**	**100**	**n/a**	**n/a**	**0.02**	**NP**
Total Dissolved Solids [TDS] (m...	**100-SD (bg)**	**-2.689**	**-301**	**-201**	**Yes**	**40**	**0**	**n/a**	**n/a**	**0.02**	**NP**
Total Dissolved Solids [TDS] (m...	**104-SD (bg)**	**16.66**	**360**	**201**	**Yes**	**40**	**0**	**n/a**	**n/a**	**0.02**	**NP**
Total Dissolved Solids [TDS] (m...	106-SD (bg)	-7.344	-193	-201	No	40	0	n/a	n/a	0.02	NP
Total Dissolved Solids [TDS] (m...	**111-SD (bg)**	**-2.784**	**-253**	**-201**	**Yes**	**40**	**0**	**n/a**	**n/a**	**0.02**	**NP**
Total Organic Carbon [TOC] (mg/L)	100-SD (bg)	0	-82	-201	No	40	32.5	n/a	n/a	0.02	NP
Total Organic Carbon [TOC] (mg/L)	**104-SD (bg)**	**0.2006**	**433**	**201**	**Yes**	**40**	**50**	**n/a**	**n/a**	**0.02**	**NP**
Total Organic Carbon [TOC] (mg/L)	**106-SD (bg)**	**0.07738**	**270**	**201**	**Yes**	**40**	**35**	**n/a**	**n/a**	**0.02**	**NP**
Total Organic Carbon [TOC] (mg/L)	111-SD (bg)	0	145	201	No	40	42.5	n/a	n/a	0.02	NP
Vanadium Total (ug/L)	100-SD (bg)	0	-27	-201	No	40	100	n/a	n/a	0.02	NP
Vanadium Total (ug/L)	104-SD (bg)	0	159	201	No	40	87.5	n/a	n/a	0.02	NP
Vanadium Total (ug/L)	106-SD (bg)	0	109	201	No	40	90	n/a	n/a	0.02	NP
Vanadium Total (ug/L)	111-SD (bg)	0	9	201	No	40	97.5	n/a	n/a	0.02	NP
Zinc Total (ug/L)	**100-SD (bg)**	**0**	**-218**	**-201**	**Yes**	**40**	**82.5**	**n/a**	**n/a**	**0.02**	**NP**
Zinc Total (ug/L)	104-SD (bg)	0	-111	-201	No	40	77.5	n/a	n/a	0.02	NP
Zinc Total (ug/L)	106-SD (bg)	0	-166	-201	No	40	80	n/a	n/a	0.02	NP
Zinc Total (ug/L)	111-SD (bg)	0	-162	-201	No	40	82.5	n/a	n/a	0.02	NP

Sanitas™ v.9.5.20 Software licensed to Jett Environmental Consulting, UG
Hollow symbols indicate censored values.

Sen's Slope Estimator

106-SD (bg)

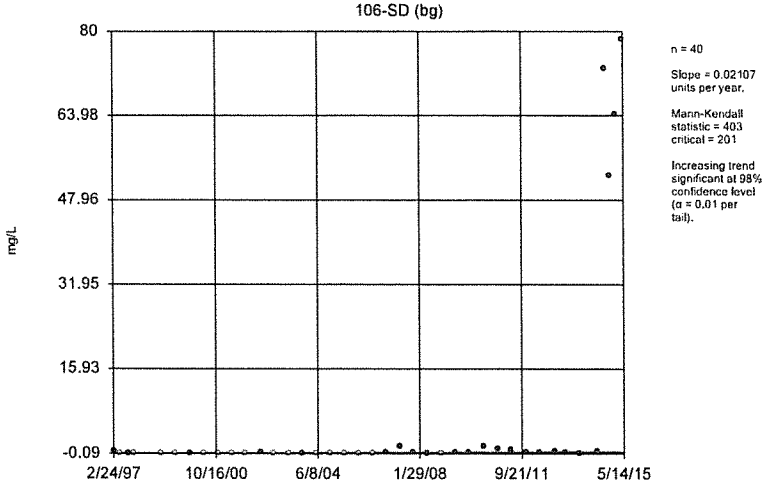

n = 40

Slope = 0.02107 units per year.

Mann-Kendall statistic = 403 critical = 201

Increasing trend significant at 98% confidence level (α = 0.01 per tail).

Constituent: Ammonia as N Analysis Run 1/7/2016 1:19 PM
Bridgeton LF Client: RSI Data: BRIDGETON

Sanitas™ v.9.5.20 Software licensed to Jett Environmental Consulting, UG
Hollow symbols indicate censored values.

Sen's Slope Estimator

104-SD (bg)

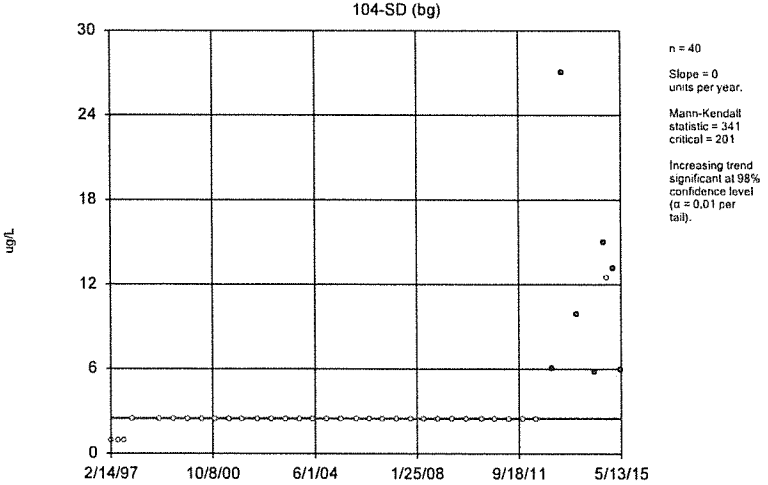

n = 40

Slope = 0 units per year.

Mann-Kendall statistic = 341 critical = 201

Increasing trend significant at 98% confidence level (α = 0.01 per tail).

Constituent: Arsenic Total Analysis Run 1/7/2016 1:19 PM
Bridgeton LF Client: RSI Data: BRIDGETON

Sanitas™ v.9.5.20 Software licensed to Jett Environmental Consulting, UG

Sen's Slope Estimator

104-SD (bg)

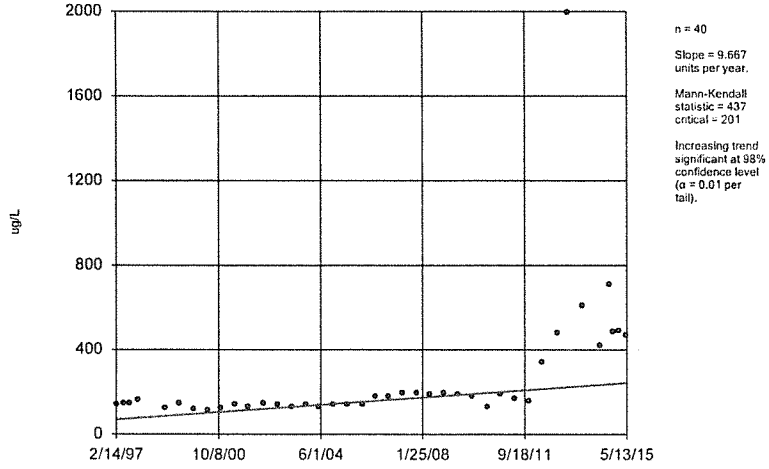

n = 40

Slope = 9.667 units per year.

Mann-Kendall statistic = 437 critical = 201

Increasing trend significant at 98% confidence level (α = 0.01 per tail).

Constituent: Barium Total Analysis Run 1/7/2016 1:19 PM
Bridgeton LF Client: RSI Data: BRIDGETON

Sanitas™ v.9.5.20 Software licensed to Jett Environmental Consulting, UG

Sen's Slope Estimator

106-SD (bg)

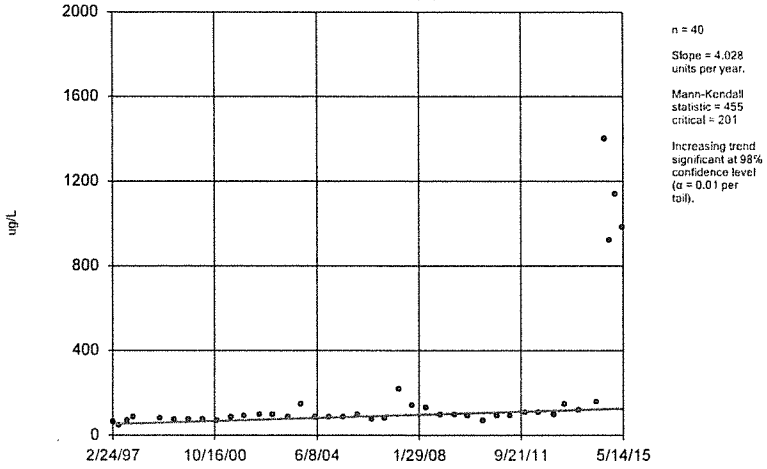

n = 40

Slope = 4.028 units per year.

Mann-Kendall statistic = 455 critical = 201

Increasing trend significant at 98% confidence level (α = 0.01 per tail).

Constituent: Barium Total Analysis Run 1/7/2016 1:19 PM
Bridgeton LF Client: RSI Data: BRIDGETON

Sanitas™ v.9.5.20 Software licensed to Jett Environmental Consulting, UG

Sen's Slope Estimator

111-SD (bg)

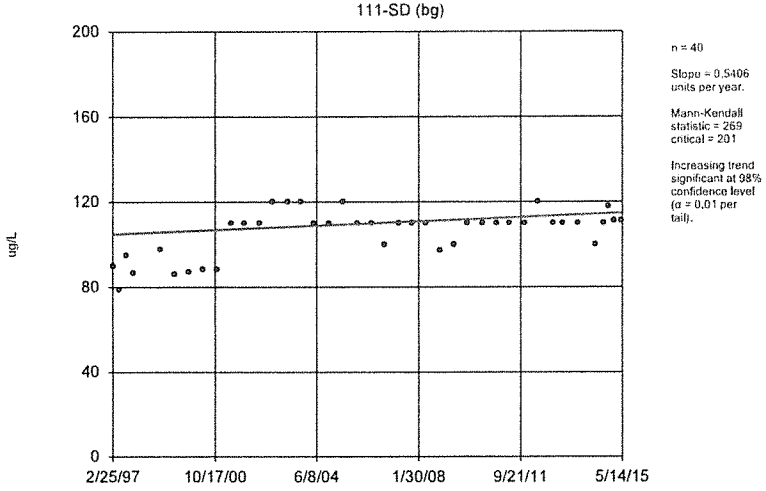

n = 40

Slope = 0.5406 units per year.

Mann-Kendall statistic = 269 critical = 201

Increasing trend significant at 98% confidence level (α = 0.01 per tail).

Constituent: Barium Total Analysis Run 1/7/2016 1:19 PM

Bridgeton LF Client: RSI Data: BRIDGETON

Sanitas™ v.9.5.20 Software licensed to Jett Environmental Consulting, UG

Hollow symbols indicate censored values.

Sen's Slope Estimator

104-SD (bg)

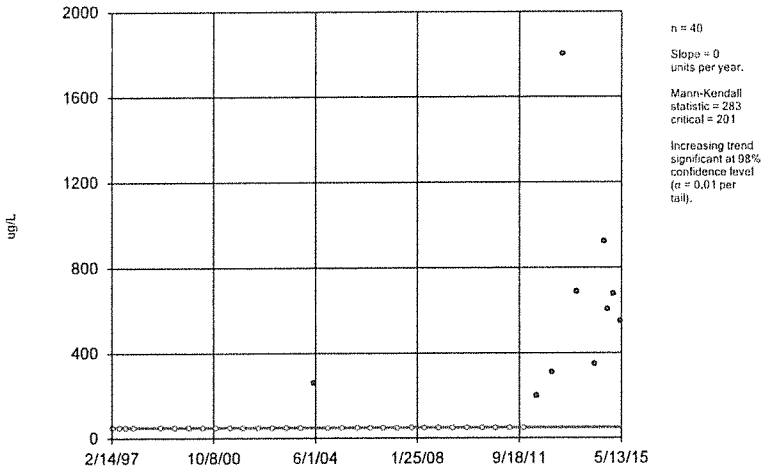

n = 40

Slope = 0 units per year.

Mann-Kendall statistic = 283 critical = 201

Increasing trend significant at 98% confidence level (α = 0.01 per tail).

Constituent: Boron Total Analysis Run 1/7/2016 1:19 PM

Bridgeton LF Client: RSI Data: BRIDGETON

Sanitas™ v.9.5.20 Software licensed to Jett Environmental Consulting, UG

Sen's Slope Estimator

106-SD (bg)

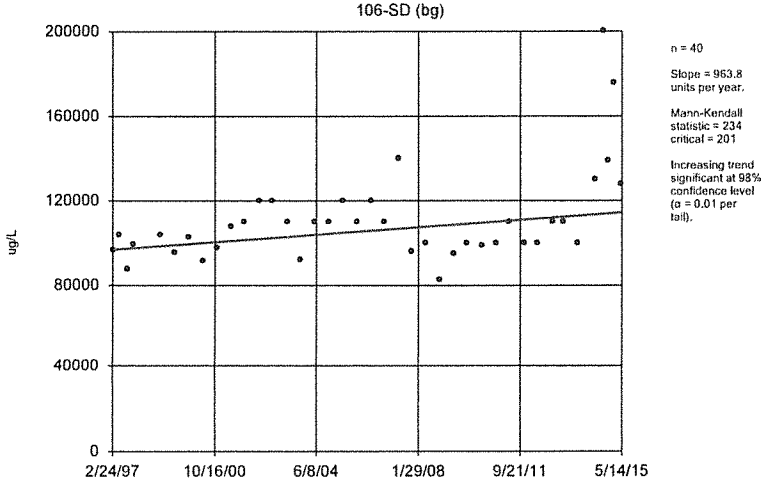

n = 40

Slope = 963.8 units per year.

Mann-Kendall statistic = 234 critical = 201

Increasing trend significant at 98% confidence level (α = 0.01 per tail).

Constituent: Calcium Total Analysis Run 1/7/2016 1:19 PM

Bridgeton LF Client: RSI Data: BRIDGETON

Sanitas™ v.9.5.20 Software licensed to Jett Environmental Consulting, UG

Hollow symbols indicate censored values.

Sen's Slope Estimator

100-SD (bg)

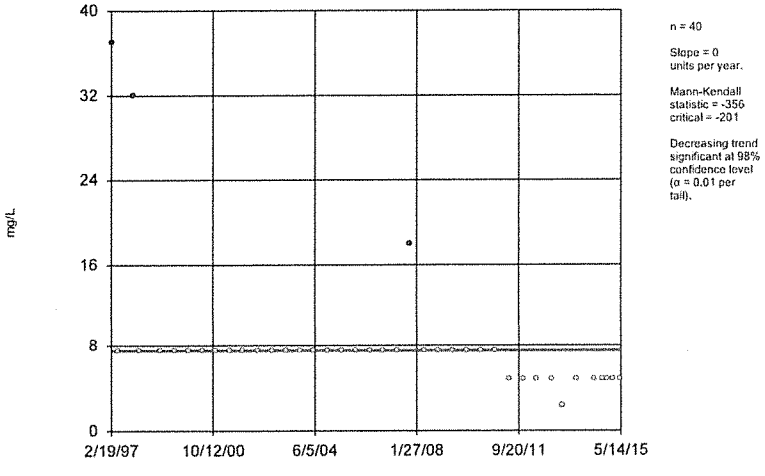

n = 40

Slope = 0 units per year.

Mann-Kendall statistic = -356 critical = -201

Decreasing trend significant at 98% confidence level (α = 0.01 per tail).

Constituent: Chemical Oxygen Demand [COD] Analysis Run 1/7/2016 1:19 PM

Bridgeton LF Client: RSI Data: BRIDGETON

Sanitas™ v.9.5.20 Software licensed to Jett Environmental Consulting. UG
Hollow symbols indicate censored values.

Sen's Slope Estimator

104-SD (bg)

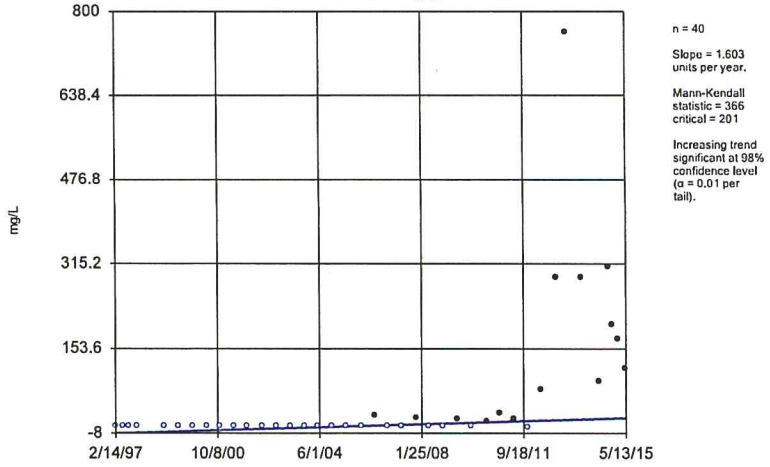

n = 40

Slope = 1.603 units per year.

Mann-Kendall statistic = 366 critical = 201

Increasing trend significant at 98% confidence level (α = 0.01 per tail).

Constituent: Chemical Oxygen Demand [COD] Analysis Run 1/7/2016 1:19 PM
Bridgeton LF Client: RSI Data: BRIDGETON

Sanitas™ v.9.5.20 Software licensed to Jett Environmental Consulting. UG
Hollow symbols indicate censored values.

Sen's Slope Estimator

111-SD (bg)

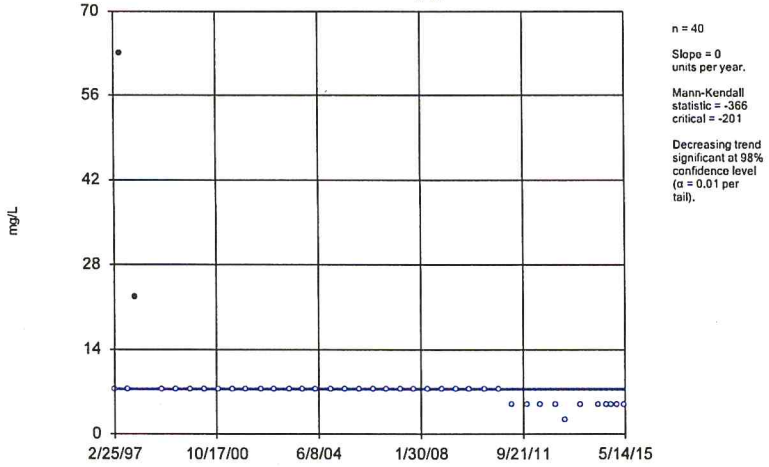

n = 40

Slope = 0 units per year.

Mann-Kendall statistic = -366 critical = -201

Decreasing trend significant at 98% confidence level (α = 0.01 per tail).

Constituent: Chemical Oxygen Demand [COD] Analysis Run 1/7/2016 1:19 PM
Bridgeton LF Client: RSI Data: BRIDGETON

Sanitas™ v.9.5.20 Software licensed to Jett Environmental Consulting. UG

Sen's Slope Estimator

104-SD (bg)

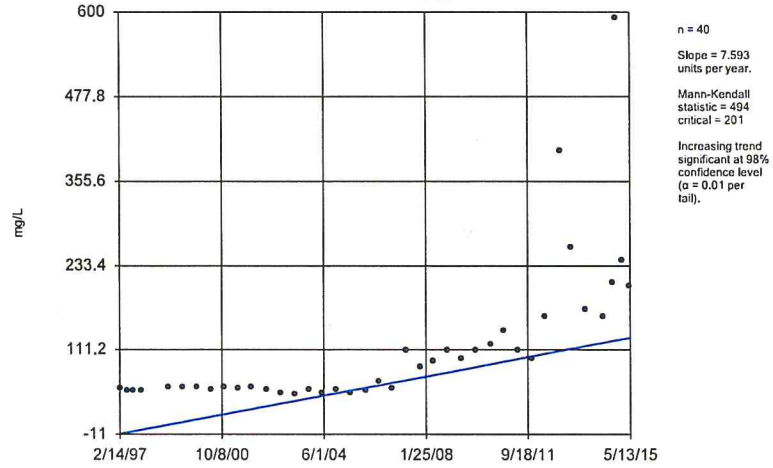

n = 40

Slope = 7.593 units per year.

Mann-Kendall statistic = 494 critical = 201

Increasing trend significant at 98% confidence level (α = 0.01 per tail).

Constituent: Chloride Analysis Run 1/7/2016 1:19 PM
Bridgeton LF Client: RSI Data: BRIDGETON

Sanitas™ v.9.5.20 Software licensed to Jett Environmental Consulting. UG

Sen's Slope Estimator

106-SD (bg)

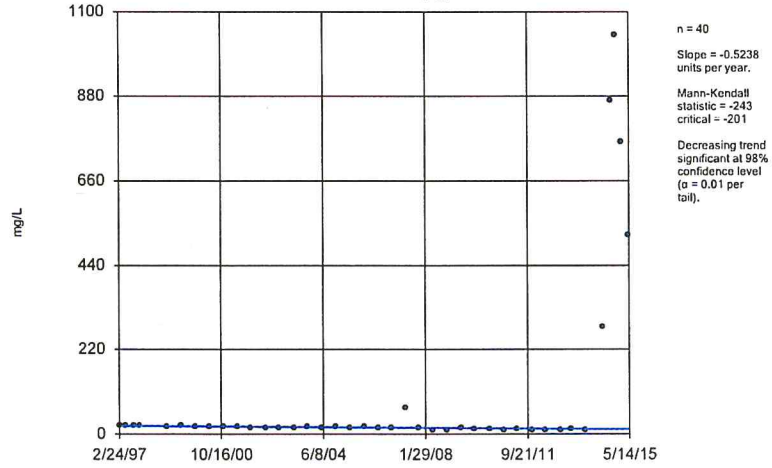

n = 40

Slope = -0.5238 units per year.

Mann-Kendall statistic = -243 critical = -201

Decreasing trend significant at 98% confidence level (α = 0.01 per tail).

Constituent: Chloride Analysis Run 1/7/2016 1:19 PM
Bridgeton LF Client: RSI Data: BRIDGETON

Sanitas™ v.9.5.20 Software licensed to Jett Environmental Consulting, UG

Sen's Slope Estimator

111-SD (bg)

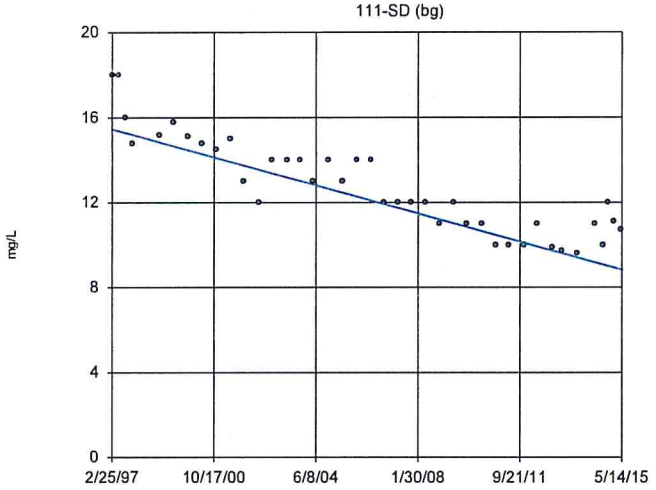

n = 40

Slope = -0.3646 units per year.

Mann-Kendall statistic = -583 critical = -201

Decreasing trend significant at 98% confidence level (α = 0.01 per tail).

Constituent: Chloride Analysis Run 1/7/2016 1:19 PM

Bridgeton LF Client: RSI Data: BRIDGETON

Sanitas™ v.9.5.20 Software licensed to Jett Environmental Consulting, UG

Sen's Slope Estimator

104-SD (bg)

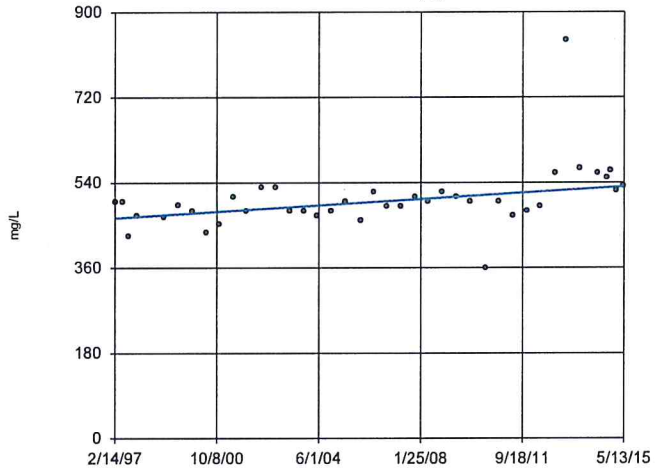

n = 40

Slope = 3.617 units per year.

Mann-Kendall statistic = 289 critical = 201

Increasing trend significant at 98% confidence level (α = 0.01 per tail).

Constituent: Hardness Total Analysis Run 1/7/2016 1:19 PM

Bridgeton LF Client: RSI Data: BRIDGETON

Sanitas™ v.9.5.20 Software licensed to Jett Environmental Consulting, UG

Sen's Slope Estimator

106-SD (bg)

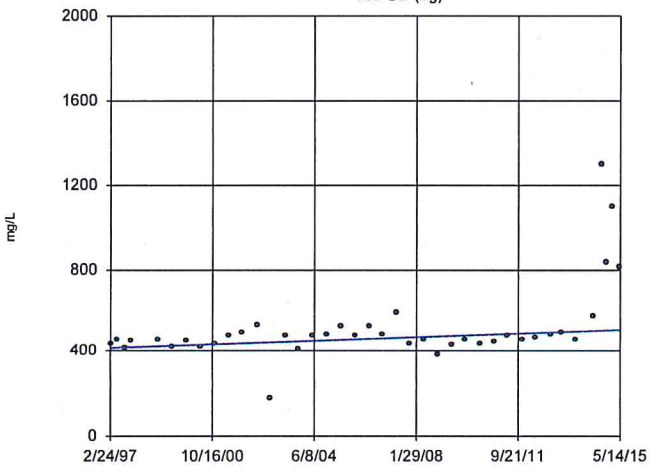

n = 40

Slope = 5.378 units per year.

Mann-Kendall statistic = 273 critical = 201

Increasing trend significant at 98% confidence level (α = 0.01 per tail).

Constituent: Hardness Total Analysis Run 1/7/2016 1:19 PM

Bridgeton LF Client: RSI Data: BRIDGETON

Sanitas™ v.9.5.20 Software licensed to Jett Environmental Consulting, UG

Sen's Slope Estimator

100-SD (bg)

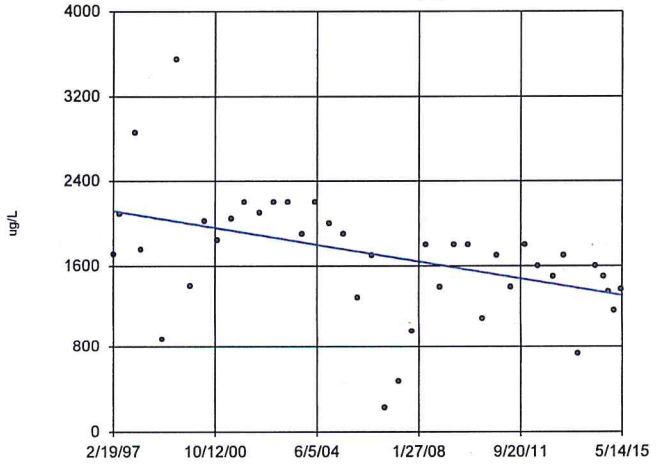

n = 40

Slope = -43.81 units per year.

Mann-Kendall statistic = -299 critical = -201

Decreasing trend significant at 98% confidence level (α = 0.01 per tail).

Constituent: Iron Total Analysis Run 1/7/2016 1:19 PM

Bridgeton LF Client: RSI Data: BRIDGETON

Sanitas™ v.9.5.20 Software licensed to Jett Environmental Consulting, UG

Sen's Slope Estimator

106-SD (bg)

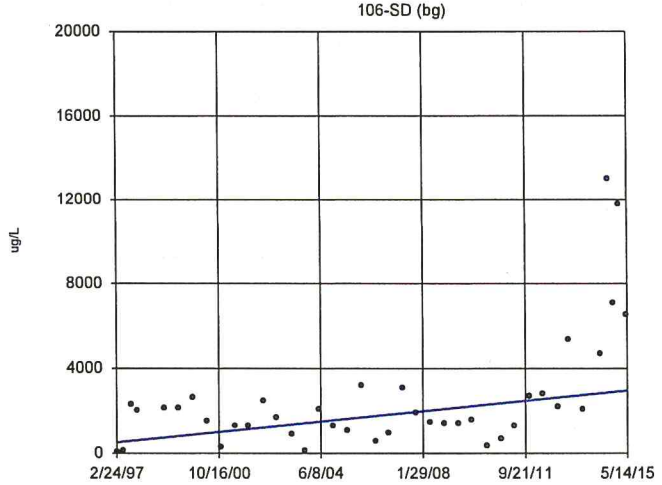

n = 40

Slope = 133.3 units per year.

Mann-Kendall statistic = 256 critical = 201

Increasing trend significant at 98% confidence level (α = 0.01 per tail).

Constituent: Iron Total Analysis Run 1/7/2016 1:19 PM

Bridgeton LF Client: RSI Data: BRIDGETON

Sanitas™ v.9.5.20 Software licensed to Jett Environmental Consulting, UG

Sen's Slope Estimator

104-SD (bg)

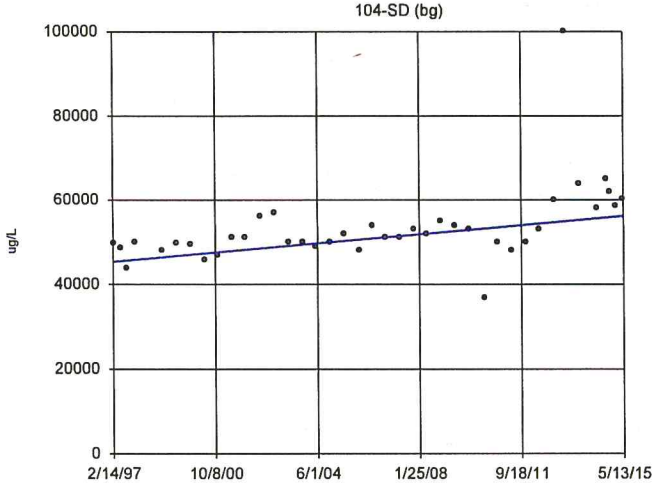

n = 40

Slope = 595.7 units per year.

Mann-Kendall statistic = 376 critical = 201

Increasing trend significant at 98% confidence level (α = 0.01 per tail).

Constituent: Magnesium Total Analysis Run 1/7/2016 1:19 PM

Bridgeton LF Client: RSI Data: BRIDGETON

Sanitas™ v.9.5.20 Software licensed to Jett Environmental Consulting, UG

Sen's Slope Estimator

106-SD (bg)

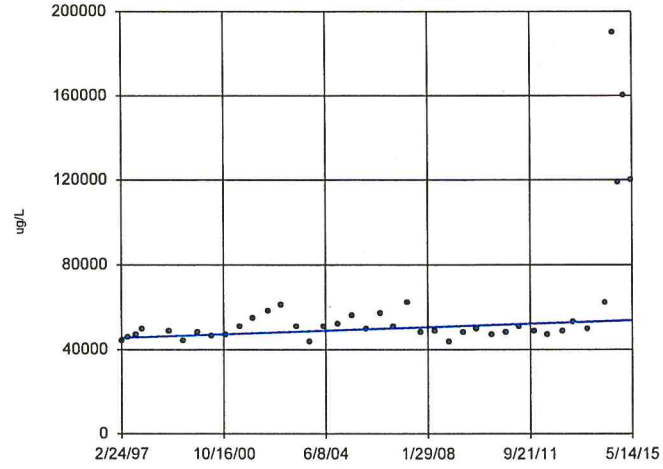

n = 40

Slope = 446.9 units per year.

Mann-Kendall statistic = 249 critical = 201

Increasing trend significant at 98% confidence level (α = 0.01 per tail).

Constituent: Magnesium Total Analysis Run 1/7/2016 1:19 PM

Bridgeton LF Client: RSI Data: BRIDGETON

Sanitas™ v.9.5.20 Software licensed to Jett Environmental Consulting, UG

Sen's Slope Estimator

100-SD (bg)

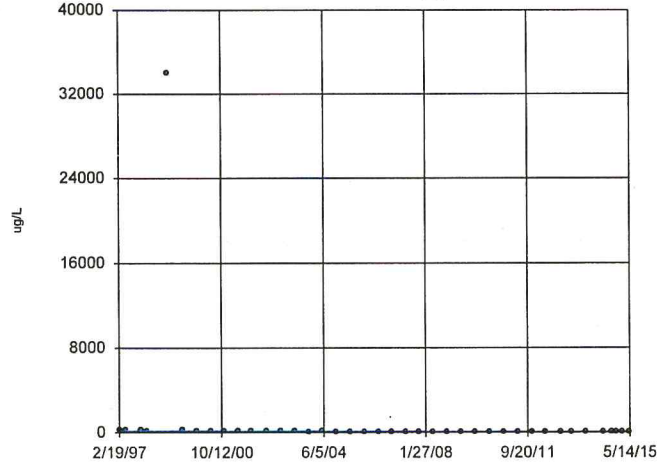

n = 40

Slope = -6.669 units per year.

Mann-Kendall statistic = -667 critical = -201

Decreasing trend significant at 98% confidence level (α = 0.01 per tail).

Constituent: Manganese Total Analysis Run 1/7/2016 1:19 PM

Bridgeton LF Client: RSI Data: BRIDGETON

Sanitas™ v.9.5.20 Software licensed to Jett Environmental Consulting, UG
Hollow symbols indicate censored values.

Sen's Slope Estimator

111-SD (bg)

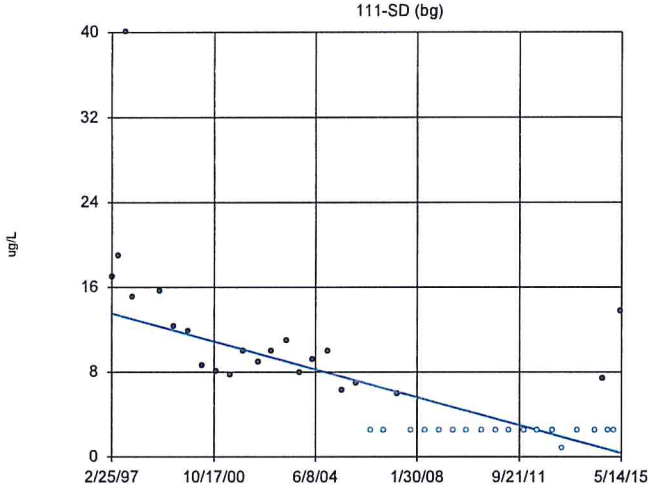

n = 40

Slope = -0.7201 units per year.

Mann-Kendall statistic = -457
critical = -201

Decreasing trend significant at 98% confidence level (α = 0.01 per tail).

Constituent: Manganese Total Analysis Run 1/7/2016 1:19 PM
Bridgeton LF Client: RSI Data: BRIDGETON

Sanitas™ v.9.5.20 Software licensed to Jett Environmental Consulting, UG

Sen's Slope Estimator

104-SD (bg)

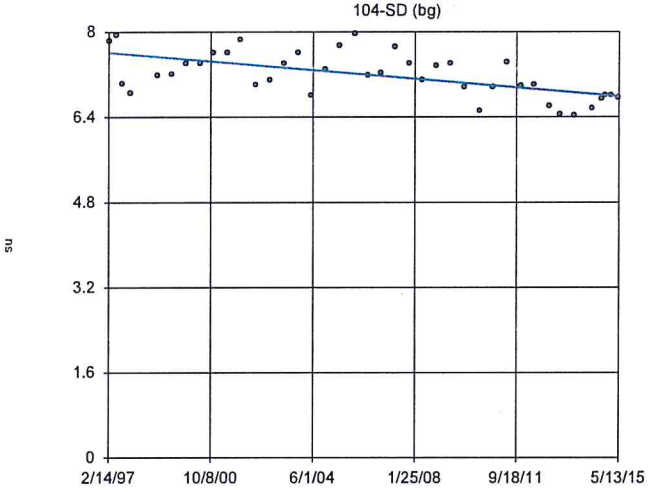

n = 40

Slope = -0.04514 units per year.

Mann-Kendall statistic = -318
critical = -201

Decreasing trend significant at 98% confidence level (α = 0.01 per tail).

Constituent: pH [Field] Analysis Run 1/7/2016 1:19 PM
Bridgeton LF Client: RSI Data: BRIDGETON

Sanitas™ v.9.5.20 Software licensed to Jett Environmental Consulting, UG

Sen's Slope Estimator

106-SD (bg)

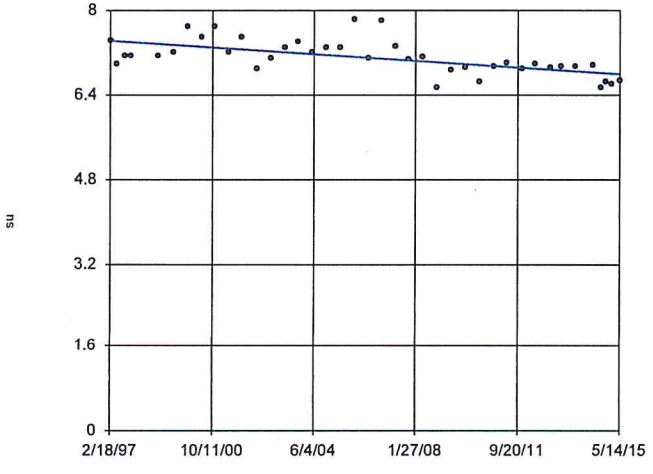

n = 40

Slope = -0.03461 units per year.

Mann-Kendall statistic = -354
critical = -201

Decreasing trend significant at 98% confidence level (α = 0.01 per tail).

Constituent: pH [Field] Analysis Run 1/7/2016 1:19 PM
Bridgeton LF Client: RSI Data: BRIDGETON

Sanitas™ v.9.5.20 Software licensed to Jett Environmental Consulting, UG
Hollow symbols indicate censored values.

Sen's Slope Estimator

100-SD (bg)

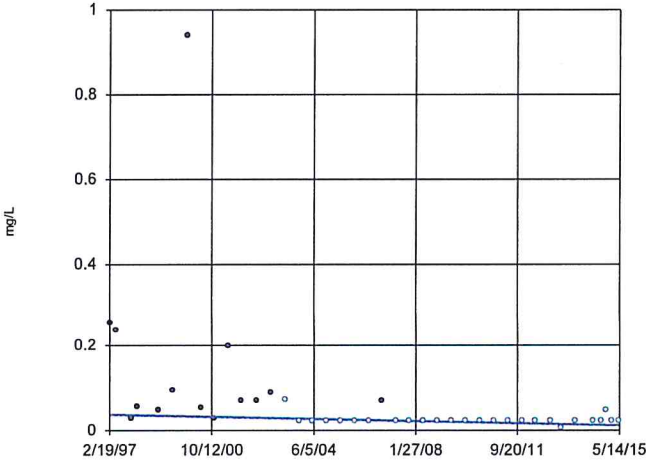

n = 40

Slope = -0.001393 units per year.

Mann-Kendall statistic = -354
critical = -201

Decreasing trend significant at 98% confidence level (α = 0.01 per tail).

Constituent: Phosphorus Total Analysis Run 1/7/2016 1:19 PM
Bridgeton LF Client: RSI Data: BRIDGETON

Sanitas™ v.9.5.20 Software licensed to Jett Environmental Consulting, UG

Sen's Slope Estimator

100-SD (bg)

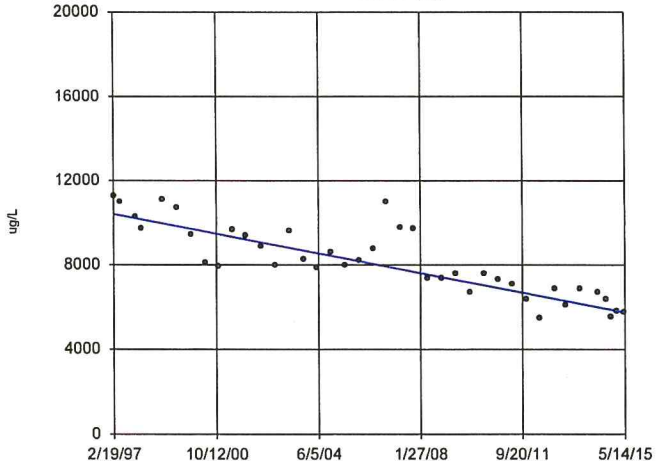

n = 40

Slope = -253.5 units per year.

Mann-Kendall statistic = -546 critical = -201

Decreasing trend significant at 98% confidence level (α = 0.01 per tail).

Constituent: Sodium Total Analysis Run 1/7/2016 1:20 PM
Bridgeton LF Client: RSI Data: BRIDGETON

Sanitas™ v.9.5.20 Software licensed to Jett Environmental Consulting, UG

Sen's Slope Estimator

104-SD (bg)

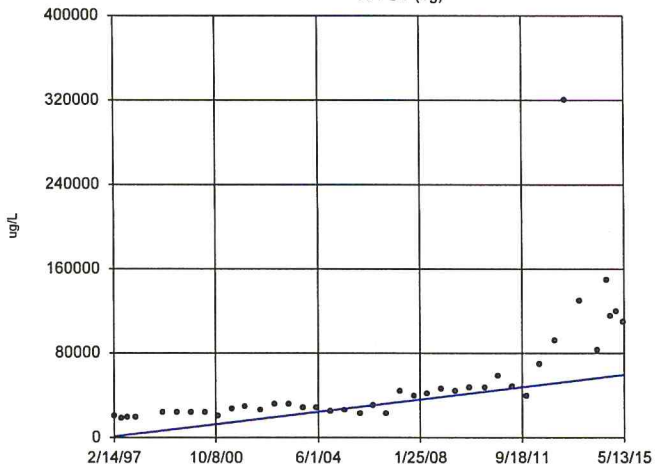

n = 40

Slope = 3202 units per year.

Mann-Kendall statistic = 597 critical = 201

Increasing trend significant at 98% confidence level (α = 0.01 per tail).

Constituent: Sodium Total Analysis Run 1/7/2016 1:20 PM
Bridgeton LF Client: RSI Data: BRIDGETON

Sanitas™ v.9.5.20 Software licensed to Jett Environmental Consulting, UG

Sen's Slope Estimator

106-SD (bg)

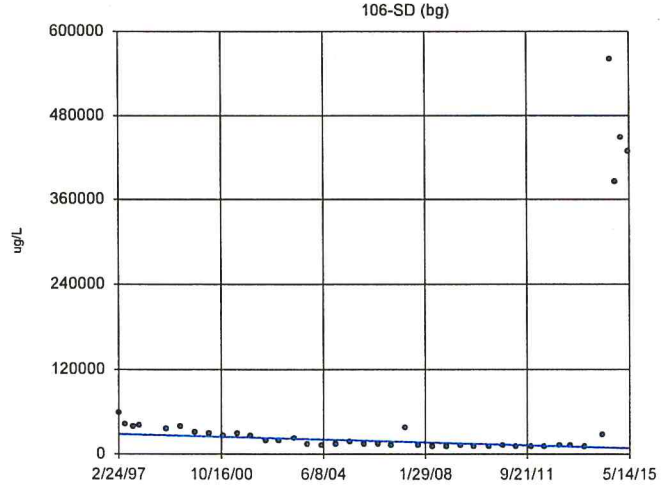

n = 40

Slope = -1074 units per year.

Mann-Kendall statistic = -298 critical = -201

Decreasing trend significant at 98% confidence level (α = 0.01 per tail).

Constituent: Sodium Total Analysis Run 1/7/2016 1:20 PM
Bridgeton LF Client: RSI Data: BRIDGETON

Sanitas™ v.9.5.20 Software licensed to Jett Environmental Consulting, UG

Sen's Slope Estimator

104-SD (bg)

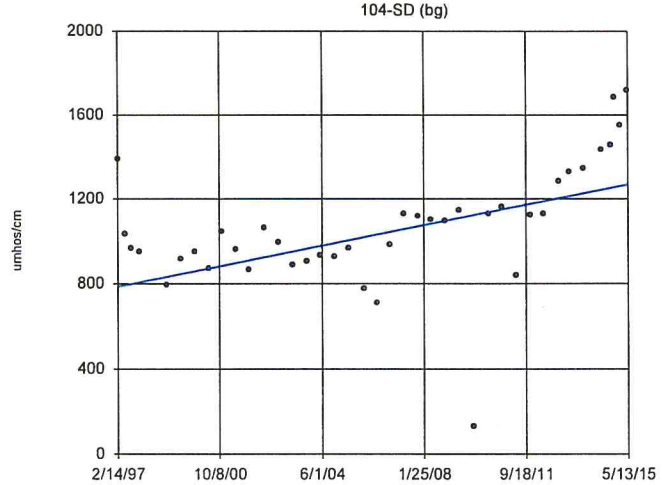

n = 40

Slope = 26.36 units per year.

Mann-Kendall statistic = 365 critical = 201

Increasing trend significant at 98% confidence level (α = 0.01 per tail).

Constituent: Specific Conductance [Field] Analysis Run 1/7/2016 1:20 PM
Bridgeton LF Client: RSI Data: BRIDGETON

Sanitas™ v.9.5.20 Software licensed to Jett Environmental Consulting, UG

Sen's Slope Estimator

111-SD (bg)

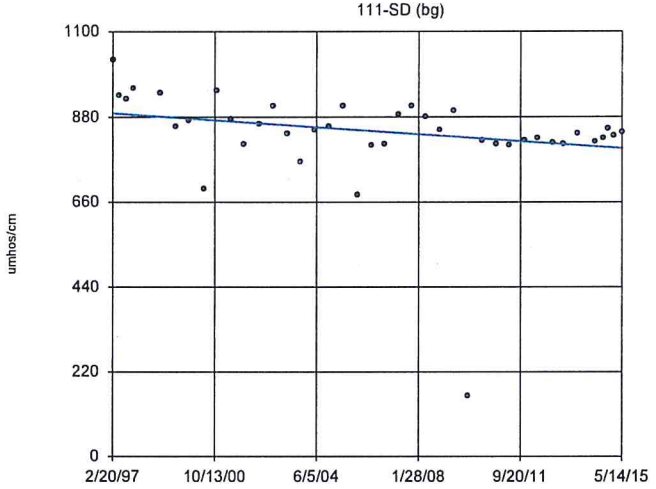

n = 40

Slope = -4.974 units per year.

Mann-Kendall statistic = -243 critical = -201

Decreasing trend significant at 98% confidence level (α = 0.01 per tail).

Constituent: Specific Conductance [Field] Analysis Run 1/7/2016 1:20 PM

Bridgeton LF Client: RSI Data: BRIDGETON

Sanitas™ v.9.5.20 Software licensed to Jett Environmental Consulting, UG

Hollow symbols indicate censored values.

Sen's Slope Estimator

106-SD (bg)

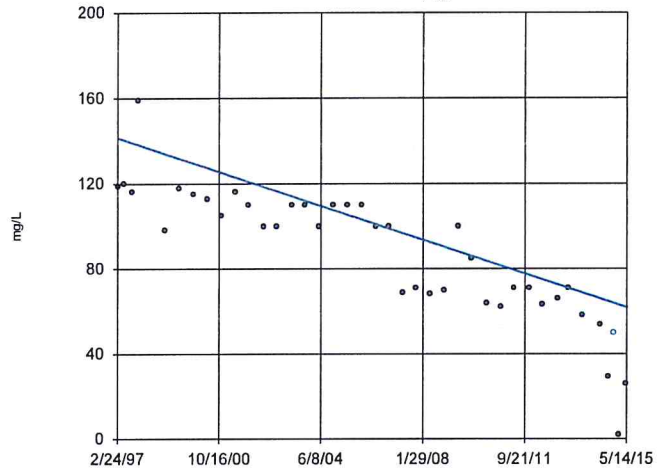

n = 40

Slope = -4.359 units per year.

Mann-Kendall statistic = -587 critical = -201

Decreasing trend significant at 98% confidence level (α = 0.01 per tail).

Constituent: Sulfate as SO4 Analysis Run 1/7/2016 1:20 PM

Bridgeton LF Client: RSI Data: BRIDGETON

Sanitas™ v.9.5.20 Software licensed to Jett Environmental Consulting, UG

Hollow symbols indicate censored values.

Sen's Slope Estimator

111-SD (bg)

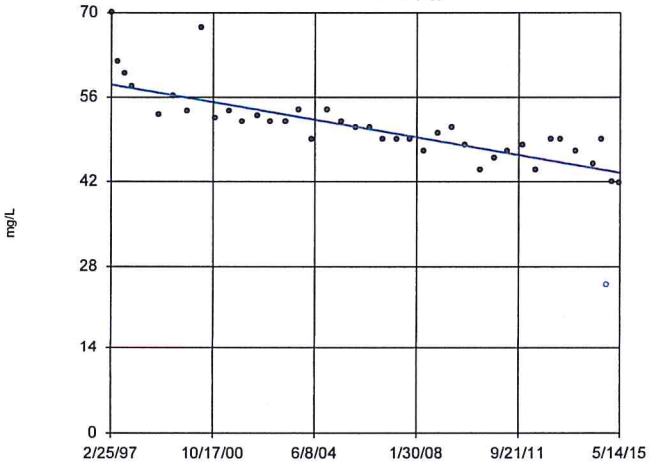

n = 40

Slope = -0.7977 units per year.

Mann-Kendall statistic = -581 critical = -201

Decreasing trend significant at 98% confidence level (α = 0.01 per tail).

Constituent: Sulfate as SO4 Analysis Run 1/7/2016 1:20 PM

Bridgeton LF Client: RSI Data: BRIDGETON

Sanitas™ v.9.5.20 Software licensed to Jett Environmental Consulting, UG

Hollow symbols indicate censored values.

Sen's Slope Estimator

100-SD (bg)

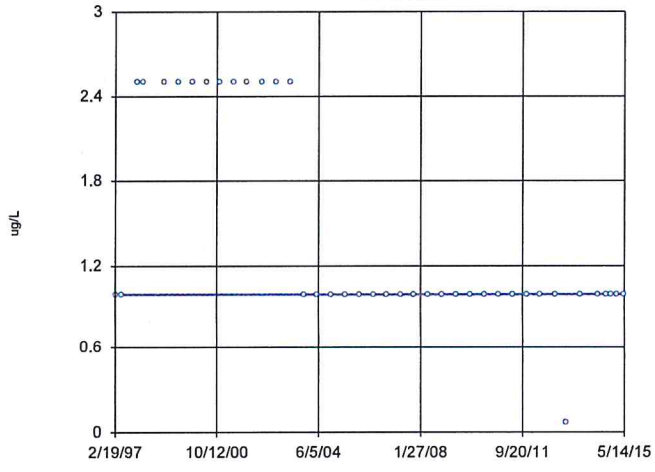

n = 40

Slope = 0 units per year.

Mann-Kendall statistic = -303 critical = -201

Decreasing trend significant at 98% confidence level (α = 0.01 per tail).

Constituent: Thallium Total Analysis Run 1/7/2016 1:20 PM

Bridgeton LF Client: RSI Data: BRIDGETON

Sanitas™ v.9.5.20 Software licensed to Jett Environmental Consulting, UG
Hollow symbols indicate censored values.

Sen's Slope Estimator

104-SD (bg)

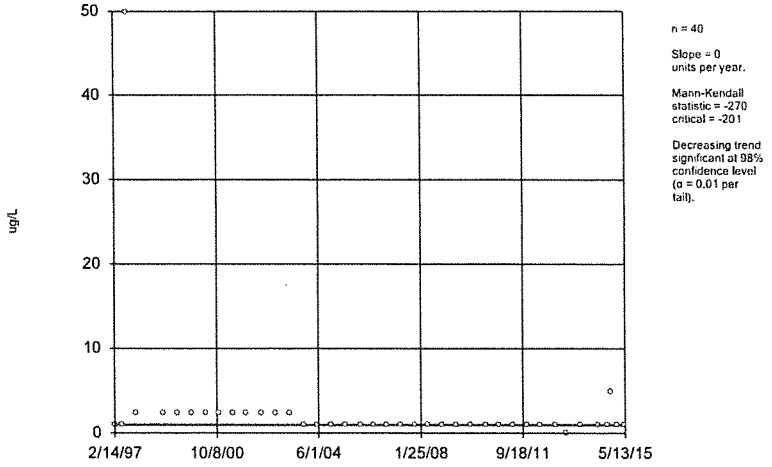

Constituent: Thallium Total Analysis Run 1/7/2016 1:20 PM
Bridgeton LF Client: RSI Data: BRIDGETON

Sanitas™ v.9.5.20 Software licensed to Jett Environmental Consulting, UG
Hollow symbols indicate censored values.

Sen's Slope Estimator

106-SD (bg)

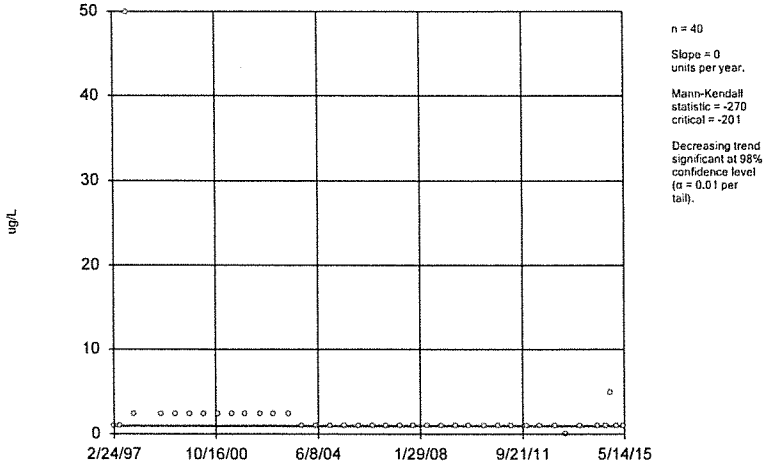

Constituent: Thallium Total Analysis Run 1/7/2016 1:20 PM
Bridgeton LF Client: RSI Data: BRIDGETON

Sanitas™ v.9.5.20 Software licensed to Jett Environmental Consulting, UG
Hollow symbols indicate censored values.

Sen's Slope Estimator

111-SD (bg)

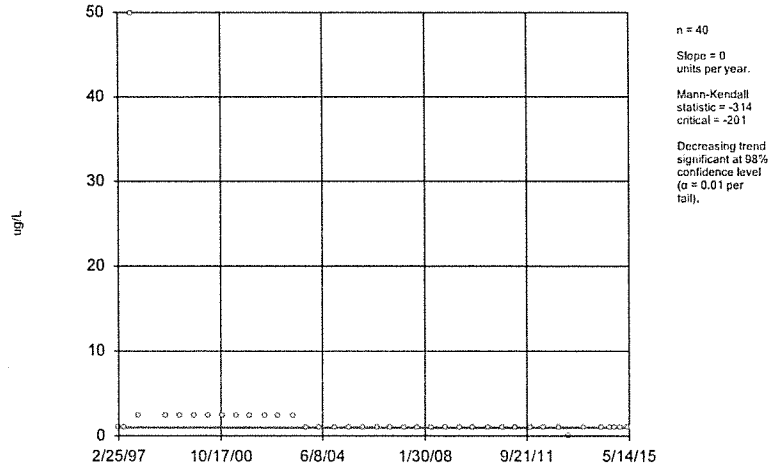

Constituent: Thallium Total Analysis Run 1/7/2016 1:20 PM
Bridgeton LF Client: RSI Data: BRIDGETON

Sanitas™ v.9.5.20 Software licensed to Jett Environmental Consulting, UG

Sen's Slope Estimator

100-SD (bg)

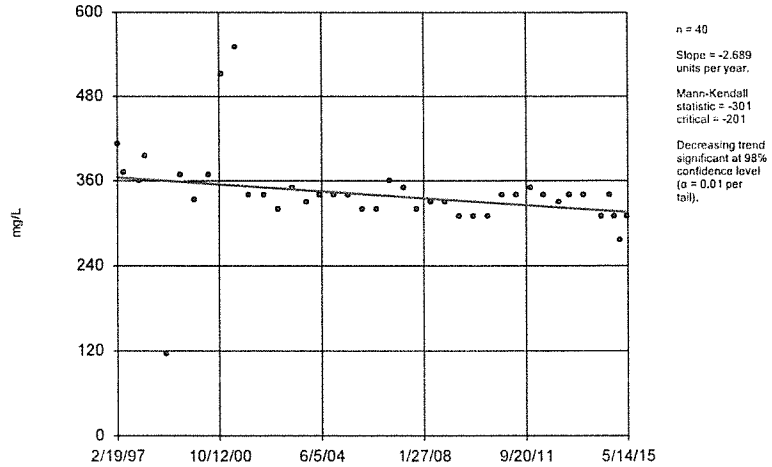

Constituent: Total Dissolved Solids [TDS] Analysis Run 1/7/2016 1:20 PM
Bridgeton LF Client: RSI Data: BRIDGETON

Sanitas™ v.9.5.20 Software licensed to Jett Environmental Consulting, UG

Sen's Slope Estimator

104-SD (bg)

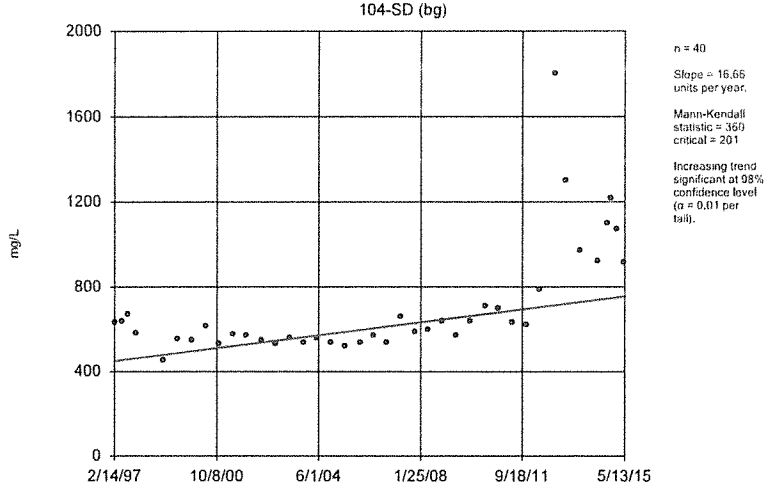

n = 40

Slope = 16.66 units per year.

Mann-Kendall statistic = 360 critical = 201

Increasing trend significant at 98% confidence level (α = 0.01 per tail).

Constituent: Total Dissolved Solids [TDS] Analysis Run 1/7/2016 1:20 PM

Bridgeton LF Client: RSI Data: BRIDGETON

Sanitas™ v.9.5.20 Software licensed to Jett Environmental Consulting, UG

Sen's Slope Estimator

111-SD (bg)

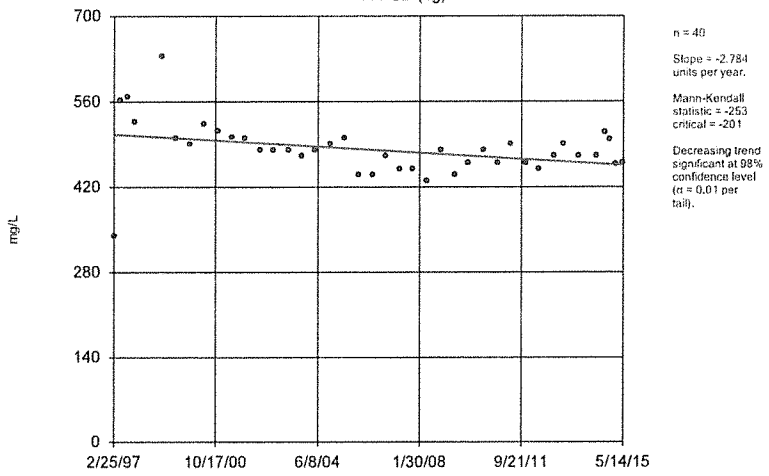

n = 40

Slope = -2.784 units per year.

Mann-Kendall statistic = -253 critical = -201

Decreasing trend significant at 98% confidence level (α = 0.01 per tail).

Constituent: Total Dissolved Solids [TDS] Analysis Run 1/7/2016 1:20 PM

Bridgeton LF Client: RSI Data: BRIDGETON

Sanitas™ v.9.5.20 Software licensed to Jett Environmental Consulting, UG
Hollow symbols indicate censored values.

Sen's Slope Estimator

104-SD (bg)

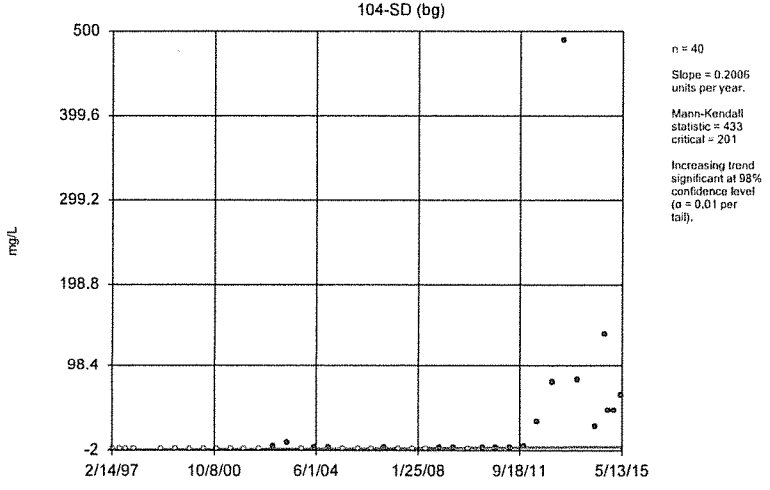

n = 40

Slope = 0.2006 units per year.

Mann-Kendall statistic = 433 critical = 201

Increasing trend significant at 98% confidence level (α = 0.01 per tail).

Constituent: Total Organic Carbon [TOC] Analysis Run 1/7/2016 1:20 PM

Bridgeton LF Client: RSI Data: BRIDGETON

Sanitas™ v.9.5.20 Software licensed to Jett Environmental Consulting, UG
Hollow symbols indicate censored values.

Sen's Slope Estimator

106-SD (bg)

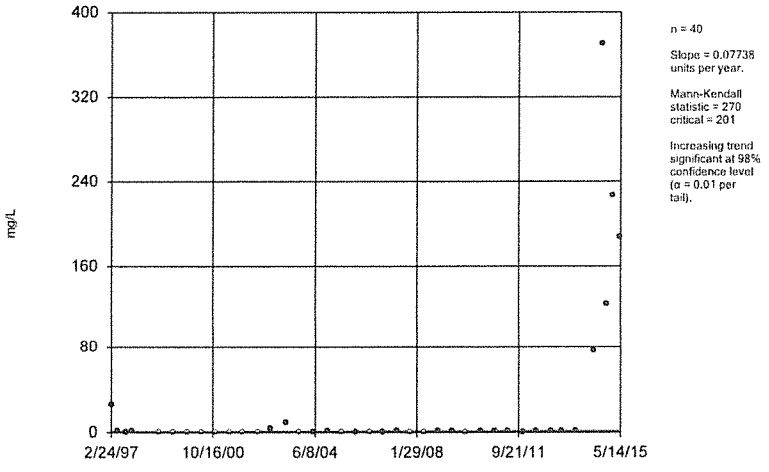

n = 40

Slope = 0.07738 units per year.

Mann-Kendall statistic = 270 critical = 201

Increasing trend significant at 98% confidence level (α = 0.01 per tail).

Constituent: Total Organic Carbon [TOC] Analysis Run 1/7/2016 1:20 PM

Bridgeton LF Client: RSI Data: BRIDGETON

Sanitas™ v.9.5.20 Software licensed to Jett Environmental Consulting, UG
Hollow symbols indicate censored values.

Sen's Slope Estimator

100-SD (bg)

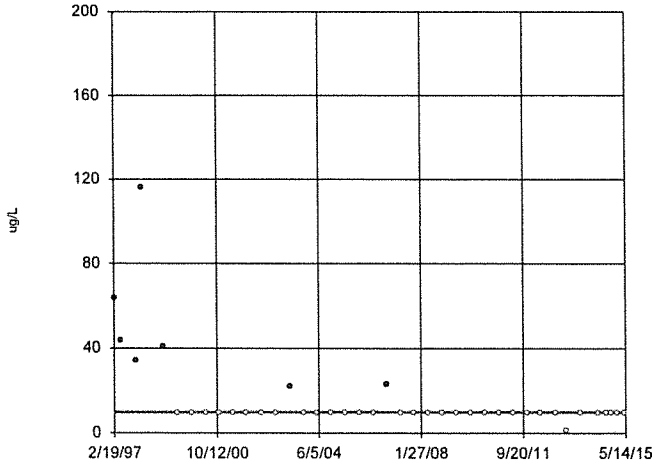

n = 40

Slope = 0 units per year.

Mann-Kendall statistic = -218
critical = -201

Decreasing trend significant at 98% confidence level (α = 0.01 per tail).

Constituent: Zinc Total Analysis Run 1/7/2016 1:20 PM
Bridgeton LF Client: RSI Data: BRIDGETON

INTRA-WELL PREDICTION LIMITS

Background data were evaluated for increasing statistical trends (or either increasing or decreasing trends for field pH). In those cases where the background data were determined to exhibit a statistical trend, typically the most recent background data were excluded until the data no longer exhibited a statistical trend. For each of the constituent-well pairs listed below, the specified modified background data period was utilized in the determination of the intra-well prediction limit.

Salem Formation Zone

- Ammonia as N at PZ-106-SD (2/97 through 11/10)
- Barium (Total) at PZ-104-SD (2/97 through 5/10)
- Barium (Total) at PZ-106-SD (2/97 through 11/01)
- Barium (Total) at PZ-111-SD (2/97 through 5/02)
- Calcium (Total) at PZ-106-SD (2/97 through 11/14)
- Chemical oxygen demand at PZ-104-SD (2/97 through 5/14)
- Chloride at PZ-104-SD (2/97 through 5/09)
- Hardness (Total) at PZ-104-SD (2/97 through 10/13)
- Hardness (Total) at PZ-106-SD (2/97 through 9/14)
- Iron (Total) at PZ-106-SD (2/97 through 9/14)
- Magnesium (Total) at PZ-104-SD (2/97 through 5/12)
- Magnesium (Total) at PZ-106-SD (2/97 through 11/14)
- pH (Field) at PZ-104-SD (2/97 through 4/13)
- pH (Field) at PZ-106-SD (2/97 through 11/11)
- Sodium (Total) at PZ-104-SD (2/97 through 5/01)
- Specific conductance (Field) at PZ-104-SD (2/97 through 4/13)
- Total dissolved solids at PZ-104-SD (2/97 through 11/12)
- Total organic carbon at PZ-104-SD (2/97 through 5/12)
- Total organic carbon at PZ-106-SD (2/97 through 9/14)

Prediction Limit

Bridgeton LF Client: RSI Data: BRIDGETON Printed 5/3/2016, 9:34 AM

Constituent	Well	Upper Lim.	Lower Lim.	Date	Observ.	Sig.	Bg N	Bg Mean	Std. Dev.	%NDs	ND Adj.	Transform	Alpha	Method
Ammonia as N (mg/L)	100-SD	0.63	n/a	3/10/2016	0.36	No	37	0.4359	0.07903	0	None	No	0.0001937	Param Intra 1 of 2
Ammonia as N (mg/L)	104-SD	66	n/a	3/1/2016	49.1	No	40	n/a	n/a	32.5	n/a	n/a	0.001152	NP Intra (normality) 1 of 2
Ammonia as N (mg/L)	**106-SD**	**1.4**	**n/a**	**3/2/2016**	**79.3**	**Yes**	**29**	**n/a**	**n/a**	**55.17**	**n/a**	**n/a**	**0.002152**	**NP Intra (NDs) 1 of 2**
Ammonia as N (mg/L)	111-SD	0.35	n/a	3/9/2016	0.05ND	No	40	n/a	n/a	82.5	n/a	n/a	0.001152	NP Intra (NDs) 1 of 2
Antimony Total (ug/L)	100-SD	2.5	n/a	3/10/2016	2.5ND	No	40	n/a	n/a	100	n/a	n/a	0.001152	NP Intra (NDs) 1 of 2
Antimony Total (ug/L)	104-SD	50	n/a	3/1/2016	2.5ND	No	40	n/a	n/a	100	n/a	n/a	0.001152	NP Intra (NDs) 1 of 2
Antimony Total (ug/L)	106-SD	50	n/a	3/2/2016	2.5ND	No	40	n/a	n/a	100	n/a	n/a	0.001152	NP Intra (NDs) 1 of 2
Antimony Total (ug/L)	111-SD	50	n/a	3/9/2016	2.5ND	No	40	n/a	n/a	100	n/a	n/a	0.001152	NP Intra (NDs) 1 of 2
Arsenic Total (ug/L)	100-SD	15	n/a	3/10/2016	2.5ND	No	40	n/a	n/a	90	n/a	n/a	0.001152	NP Intra (NDs) 1 of 2
Arsenic Total (ug/L)	104-SD	27	n/a	3/1/2016	16.7	No	40	n/a	n/a	82.5	n/a	n/a	0.001152	NP Intra (NDs) 1 of 2
Arsenic Total (ug/L)	106-SD	12	n/a	3/2/2016	2.5ND	No	40	n/a	n/a	77.5	n/a	n/a	0.001152	NP Intra (NDs) 1 of 2
Arsenic Total (ug/L)	111-SD	5.3	n/a	3/9/2016	2.5ND	No	40	n/a	n/a	97.5	n/a	n/a	0.001152	NP Intra (NDs) 1 of 2
Barium Total (ug/L)	100-SD	340	n/a	3/10/2016	293	No	40	7.4e9	2.2e9	0	None	x^4	0.0001937	Param Intra 1 of 2
Barium Total (ug/L)	**104-SD**	**230**	**n/a**	**3/1/2016**	**609**	**Yes**	**28**	**5.011**	**0.17**	**0**	**None**	**ln(x)**	**0.0001937**	**Param Intra 1 of 2**
Barium Total (ug/L)	**106-SD**	**100**	**n/a**	**3/2/2016**	**1050**	**Yes**	**11**	**465937**	**199834**	**0**	**None**	**x^3**	**0.0001937**	**Param Intra 1 of 2**
Barium Total (ug/L)	111-SD	130	n/a	3/9/2016	95.4	No	12	4.538	0.1113	0	None	ln(x)	0.0001937	Param Intra 1 of 2
Beryllium Total (ug/L)	100-SD	2.2	n/a	3/10/2016	1ND	No	40	n/a	n/a	97.5	n/a	n/a	0.001152	NP Intra (NDs) 1 of 2
Beryllium Total (ug/L)	104-SD	5.0	n/a	3/1/2016	1ND	No	40	n/a	n/a	100	n/a	n/a	0.001152	NP Intra (NDs) 1 of 2
Beryllium Total (ug/L)	106-SD	5.0	n/a	3/2/2016	1ND	No	40	n/a	n/a	100	n/a	n/a	0.001152	NP Intra (NDs) 1 of 2
Beryllium Total (ug/L)	111-SD	1.0	n/a	3/9/2016	1ND	No	40	n/a	n/a	100	n/a	n/a	0.001152	NP Intra (NDs) 1 of 2
Boron Total (ug/L)	100-SD	50	n/a	3/10/2016	50ND	No	40	n/a	n/a	100	n/a	n/a	0.001152	NP Intra (NDs) 1 of 2
Boron Total (ug/L)	104-SD	1800	n/a	3/1/2016	1180	No	40	n/a	n/a	75	n/a	n/a	0.001152	NP Intra (NDs) 1 of 2
Boron Total (ug/L)	106-SD	2900	n/a	3/2/2016	2070	No	40	n/a	n/a	85	n/a	n/a	0.001152	NP Intra (NDs) 1 of 2
Boron Total (ug/L)	111-SD	100	n/a	3/9/2016	50ND	No	40	n/a	n/a	97.5	n/a	n/a	0.001152	NP Intra (NDs) 1 of 2
Cadmium Total (ug/L)	100-SD	2.5	n/a	3/10/2016	0.1ND	No	40	n/a	n/a	97.5	n/a	n/a	0.001152	NP Intra (NDs) 1 of 2
Cadmium Total (ug/L)	104-SD	2.5	n/a	3/1/2016	0.1ND	No	40	n/a	n/a	100	n/a	n/a	0.001152	NP Intra (NDs) 1 of 2
Cadmium Total (ug/L)	106-SD	2.5	n/a	3/2/2016	0.1ND	No	40	n/a	n/a	97.5	n/a	n/a	0.001152	NP Intra (NDs) 1 of 2
Cadmium Total (ug/L)	111-SD	2.5	n/a	3/9/2016	0.1ND	No	40	n/a	n/a	100	n/a	n/a	0.001152	NP Intra (NDs) 1 of 2
Calcium Total (ug/L)	100-SD	88000	n/a	3/10/2016	71600	No	40	11.25	0.05606	0	None	ln(x)	0.0001937	Param Intra 1 of 2
Calcium Total (ug/L)	104-SD	170000	n/a	3/1/2016	117000	No	40	n/a	n/a	0	n/a	n/a	0.001152	NP Intra (normality) 1 of 2
Calcium Total (ug/L)	106-SD	140000	n/a	3/2/2016	134000	No	37	11.57	0.1154	0	None	ln(x)	0.0001937	Param Intra 1 of 2
Calcium Total (ug/L)	111-SD	100000	n/a	3/9/2016	85800	No	38	7.5e14	1.2e14	0	None	x^3	0.0001937	Param Intra 1 of 2
Chemical Oxygen Demand [COD] (mg/L)	100-SD	37	n/a	3/10/2016	5ND	No	40	n/a	n/a	92.5	n/a	n/a	0.001152	NP Intra (NDs) 1 of 2
Chemical Oxygen Demand [COD] (mg/L)	104-SD	760	n/a	3/1/2016	363	No	36	n/a	n/a	69.44	n/a	n/a	0.00142	NP Intra (NDs) 1 of 2
Chemical Oxygen Demand [COD] (mg/L)	106-SD	3400	n/a	3/2/2016	457	No	40	n/a	n/a	75	n/a	n/a	0.001152	NP Intra (NDs) 1 of 2
Chemical Oxygen Demand [COD] (mg/L)	111-SD	63	n/a	3/9/2016	5ND	No	40	n/a	n/a	95	n/a	n/a	0.001152	NP Intra (NDs) 1 of 2
Chloride (mg/L)	100-SD	13	n/a	3/10/2016	1.9	No	40	n/a	n/a	90	n/a	n/a	0.001152	NP Intra (NDs) 1 of 2
Chloride (mg/L)	**104-SD**	**110**	**n/a**	**3/1/2016**	**391**	**Yes**	**26**	**n/a**	**n/a**	**0**	**n/a**	**n/a**	**0.002637**	**NP Intra (normality) 1 of 2**
Chloride (mg/L)	106-SD	1000	n/a	3/2/2016	588	No	40	n/a	n/a	0	n/a	n/a	0.001152	NP Intra (normality) 1 of 2
Chloride (mg/L)	111-SD	19	n/a	3/9/2016	11.9	No	40	2.531	0.173	0	None	ln(x)	0.0001937	Param Intra 1 of 2
Chromium Total (ug/L)	100-SD	13	n/a	3/10/2016	2.5ND	No	40	n/a	n/a	90	n/a	n/a	0.001152	NP Intra (NDs) 1 of 2
Chromium Total (ug/L)	**104-SD**	**13**	**n/a**	**3/1/2016**	**17.8**	**Yes**	**40**	**n/a**	**n/a**	**82.5**	**n/a**	**n/a**	**0.001152**	**NP Intra (NDs) 1 of 2**
Chromium Total (ug/L)	106-SD	42	n/a	3/2/2016	16.1	No	40	n/a	n/a	82.5	n/a	n/a	0.001152	NP Intra (NDs) 1 of 2
Chromium Total (ug/L)	111-SD	22	n/a	3/9/2016	2.5ND	No	40	n/a	n/a	95	n/a	n/a	0.001152	NP Intra (NDs) 1 of 2
Cobalt Total (ug/L)	100-SD	10	n/a	3/10/2016	2.5ND	No	40	n/a	n/a	100	n/a	n/a	0.001152	NP Intra (NDs) 1 of 2
Cobalt Total (ug/L)	104-SD	10	n/a	3/1/2016	2.5ND	No	40	n/a	n/a	97.5	n/a	n/a	0.001152	NP Intra (NDs) 1 of 2
Cobalt Total (ug/L)	106-SD	12	n/a	3/2/2016	5.4	No	40	n/a	n/a	90	n/a	n/a	0.001152	NP Intra (NDs) 1 of 2
Cobalt Total (ug/L)	111-SD	10	n/a	3/9/2016	2.5ND	No	40	n/a	n/a	100	n/a	n/a	0.001152	NP Intra (NDs) 1 of 2
Copper Total (ug/L)	100-SD	10	n/a	3/10/2016	2.5ND	No	40	n/a	n/a	100	n/a	n/a	0.001152	NP Intra (NDs) 1 of 2
Copper Total (ug/L)	104-SD	13	n/a	3/1/2016	2.5ND	No	40	n/a	n/a	95	n/a	n/a	0.001152	NP Intra (NDs) 1 of 2

Prediction Limit

Bridgeton LF Client: RSI Data: BRIDGETON Printed 5/3/2016, 9:34 AM

Constituent	Well	Upper Lim.	Lower Lim.	Date	Observ.	Sig.	Bg N	Bg Mean	Std. Dev.	%NDs	ND Adj.	Transform	Alpha	Method
Copper Total (ug/L)	106-SD	47	n/a	3/2/2016	2.5ND	No	40	n/a	n/a	95	n/a	n/a	0.001152	NP Intra (NDs) 1 of 2
Copper Total (ug/L)	111-SD	10	n/a	3/9/2016	2.5ND	No	40	n/a	n/a	95	n/a	n/a	0.001152	NP Intra (NDs) 1 of 2
Fluoride (mg/L)	100-SD	2.3	n/a	3/10/2016	2	No	38	4.129	0.5703	0	None	x^2	0.0001937	Param Intra 1 of 2
Fluoride (mg/L)	104-SD	1.2	n/a	3/1/2016	0.4	No	35	-0.1392	0.1426	0	None	ln(x)	0.0001937	Param Intra 1 of 2
Fluoride (mg/L)	106-SD	1.4	n/a	3/2/2016	1.4	No	35	1.501	0.5812	0	None	x^3	0.0001937	Param Intra 1 of 2
Fluoride (mg/L)	111-SD	2.4	n/a	3/9/2016	2	No	37	4.126	0.5945	0	None	x^2	0.0001937	Param Intra 1 of 2
Hardness Total (mg/L)	100-SD	380	n/a	3/10/2016	321	No	39	5.824	0.04847	0	None	ln(x)	0.0001937	Param Intra 1 of 2
Hardness Total (mg/L)	**104-SD**	**570**	**n/a**	**3/1/2016**	**575**	**Yes**	**34**	**1.2e8**	**2.6e7**	**0**	**None**	**x^3**	**0.0001937**	**Param Intra 1 of 2**
Hardness Total (mg/L)	**106-SD**	**590**	**n/a**	**3/2/2016**	**765**	**Yes**	**35**	**6.15**	**0.09469**	**0**	**None**	**ln(x)**	**0.0001937**	**Param Intra 1 of 2**
Hardness Total (mg/L)	111-SD	500	n/a	3/9/2016	423	No	38	7.638	0.1242	0	None	x^(1/3)	0.0001937	Param Intra 1 of 2
Iron Total (ug/L)	100-SD	2900	n/a	3/10/2016	709	No	39	1623	514.4	0	None	No	0.0001937	Param Intra 1 of 2
Iron Total (ug/L)	104-SD	31000	n/a	3/1/2016	14400	No	40	7.096	1.332	0	None	ln(x)	0.0001937	Param Intra 1 of 2
Iron Total (ug/L)	106-SD	8600	n/a	3/2/2016	2830	No	37	11.73	3.576	0	None	x^(1/3)	0.0001937	Param Intra 1 of 2
Iron Total (ug/L)	111-SD	8200	n/a	3/9/2016	598	No	40	6.026	1.228	0	None	ln(x)	0.0001937	Param Intra 1 of 2
Lead Total (ug/L)	100-SD	2.5	n/a	3/10/2016	2.5ND	No	40	n/a	n/a	100	n/a	n/a	0.001152	NP Intra (NDs) 1 of 2
Lead Total (ug/L)	104-SD	25	n/a	3/1/2016	2.5ND	No	40	n/a	n/a	100	n/a	n/a	0.001152	NP Intra (NDs) 1 of 2
Lead Total (ug/L)	106-SD	25	n/a	3/2/2016	2.5ND	No	40	n/a	n/a	97.5	n/a	n/a	0.001152	NP Intra (NDs) 1 of 2
Lead Total (ug/L)	111-SD	25	n/a	3/9/2016	2.5ND	No	40	n/a	n/a	100	n/a	n/a	0.001152	NP Intra (NDs) 1 of 2
Magnesium Total (ug/L)	100-SD	40000	n/a	3/10/2016	34400	No	40	10.48	0.04911	0	None	ln(x)	0.0001937	Param Intra 1 of 2
Magnesium Total (ug/L)	**104-SD**	**58000**	**n/a**	**3/1/2016**	**69000**	**Yes**	**31**	**36.99**	**0.6987**	**0**	**None**	**x^(1/3)**	**0.0001937**	**Param Intra 1 of 2**
Magnesium Total (ug/L)	**106-SD**	**63000**	**n/a**	**3/2/2016**	**104000**	**Yes**	**36**	**10.82**	**0.09234**	**0**	**None**	**ln(x)**	**0.0001937**	**Param Intra 1 of 2**
Magnesium Total (ug/L)	111-SD	60000	n/a	3/9/2016	50800	No	39	10.89	0.0489	0	None	ln(x)	0.0001937	Param Intra 1 of 2
Manganese Total (ug/L)	100-SD	34000	n/a	3/10/2016	42.3	No	40	n/a	n/a	0	n/a	n/a	0.001152	NP Intra (normality) 1 of 2
Manganese Total (ug/L)	104-SD	200	n/a	3/1/2016	138	No	40	4.643	0.2679	0	None	ln(x)	0.0001937	Param Intra 1 of 2
Manganese Total (ug/L)	106-SD	560	n/a	3/2/2016	21.8	No	40	5.302	1.222	0	None	x^(1/3)	0.0001937	Param Intra 1 of 2
Manganese Total (ug/L)	111-SD	40	n/a	3/9/2016	2.5ND	No	40	n/a	n/a	45	n/a	n/a	0.001152	NP Intra (normality) 1 of 2
Mercury Total (ug/L)	100-SD	0.10	n/a	3/10/2016	0.1ND	No	40	n/a	n/a	100	n/a	n/a	0.001152	NP Intra (NDs) 1 of 2
Mercury Total (ug/L)	104-SD	0.10	n/a	3/1/2016	0.1ND	No	40	n/a	n/a	100	n/a	n/a	0.001152	NP Intra (NDs) 1 of 2
Mercury Total (ug/L)	106-SD	0.10	n/a	3/2/2016	0.1ND	No	40	n/a	n/a	100	n/a	n/a	0.001152	NP Intra (NDs) 1 of 2
Mercury Total (ug/L)	111-SD	0.10	n/a	3/9/2016	0.1ND	No	40	n/a	n/a	100	n/a	n/a	0.001152	NP Intra (NDs) 1 of 2
Nickel Total (ug/L)	100-SD	20	n/a	3/10/2016	5ND	No	40	n/a	n/a	100	n/a	n/a	0.001152	NP Intra (NDs) 1 of 2
Nickel Total (ug/L)	**104-SD**	**60**	**n/a**	**3/1/2016**	**64.4**	**Yes**	**40**	**n/a**	**n/a**	**75**	**n/a**	**n/a**	**0.001152**	**NP Intra (NDs) 1 of 2**
Nickel Total (ug/L)	106-SD	60	n/a	3/2/2016	35.3	No	40	n/a	n/a	90	n/a	n/a	0.001152	NP Intra (NDs) 1 of 2
Nickel Total (ug/L)	111-SD	20	n/a	3/9/2016	5ND	No	40	n/a	n/a	100	n/a	n/a	0.001152	NP Intra (NDs) 1 of 2
Nitrate/Nitrite (mg/L)	100-SD	0.050	n/a	3/10/2016	0.05ND	No	40	n/a	n/a	100	n/a	n/a	0.001152	NP Intra (NDs) 1 of 2
Nitrate/Nitrite (mg/L)	104-SD	1.3	n/a	3/1/2016	0.05ND	No	40	n/a	n/a	95	n/a	n/a	0.001152	NP Intra (NDs) 1 of 2
Nitrate/Nitrite (mg/L)	106-SD	0.30	n/a	3/2/2016	0.05ND	No	40	n/a	n/a	97.5	n/a	n/a	0.001152	NP Intra (NDs) 1 of 2
Nitrate/Nitrite (mg/L)	111-SD	5.0	n/a	3/9/2016	0.05ND	No	40	n/a	n/a	90	n/a	n/a	0.001152	NP Intra (NDs) 1 of 2
pH [Field] (su)	100-SD	8.2	6.6	3/10/2016	7.3	No	39	1.993	0.04354	0	None	ln(x)	0.00009683	Param Intra 1 of 2
pH [Field] (su)	104-SD	8.2	6.2	3/1/2016	6.92	No	34	53	5.7	0	None	x^2	0.00009683	Param Intra 1 of 2
pH [Field] (su)	106-SD	8	6.5	3/2/2016	6.74	No	31	1.973	0.04295	0	None	ln(x)	0.00009683	Param Intra 1 of 2
pH [Field] (su)	111-SD	8.1	6.4	3/9/2016	7.1	No	39	1.976	0.04679	0	None	ln(x)	0.00009683	Param Intra 1 of 2
Phosphorus Total (mg/L)	100-SD	0.94	n/a	3/10/2016	0.025ND	No	40	n/a	n/a	65	n/a	n/a	0.001152	NP Intra (NDs) 1 of 2
Phosphorus Total (mg/L)	104-SD	0.29	n/a	3/1/2016	0.12	No	40	-3.189	0.7998	47.5	Kaplan-Meier	ln(x)	0.0001937	Param Intra 1 of 2
Phosphorus Total (mg/L)	106-SD	0.23	n/a	3/2/2016	0.1	No	40	0.09779	0.05309	15	None	No	0.0001937	Param Intra 1 of 2
Phosphorus Total (mg/L)	111-SD	0.37	n/a	3/9/2016	0.025ND	No	40	n/a	n/a	72.5	n/a	n/a	0.001152	NP Intra (NDs) 1 of 2
Selenium Total (ug/L)	100-SD	2.5	n/a	3/10/2016	2.5ND	No	40	n/a	n/a	100	n/a	n/a	0.001152	NP Intra (NDs) 1 of 2
Selenium Total (ug/L)	104-SD	50	n/a	3/1/2016	2.5ND	No	40	n/a	n/a	100	n/a	n/a	0.001152	NP Intra (NDs) 1 of 2
Selenium Total (ug/L)	106-SD	50	n/a	3/2/2016	2.5ND	No	40	n/a	n/a	97.5	n/a	n/a	0.001152	NP Intra (NDs) 1 of 2
Selenium Total (ug/L)	111-SD	50	n/a	3/9/2016	2.5ND	No	40	n/a	n/a	100	n/a	n/a	0.001152	NP Intra (NDs) 1 of 2

Prediction Limit

Bridgeton LF Client: RSI Data: BRIDGETON Printed 5/3/2016, 9:34 AM

Constituent	Well	Upper Lim.	Lower Lim.	Date	Observ.	Sig.	Bg N	Bg Mean	Std. Dev.	%NDs	ND Adj.	Transform	Alpha	Method
Silver Total (ug/L)	100-SD	2.5	n/a	3/10/2016	2.5ND	No	38	n/a	n/a	100	n/a	n/a	0.001286	NP Intra (NDs) 1 of 2
Silver Total (ug/L)	104-SD	12	n/a	3/1/2016	2.5ND	No	38	n/a	n/a	100	n/a	n/a	0.001286	NP Intra (NDs) 1 of 2
Silver Total (ug/L)	106-SD	12	n/a	3/2/2016	2.5ND	No	39	n/a	n/a	100	n/a	n/a	0.001219	NP Intra (NDs) 1 of 2
Silver Total (ug/L)	111-SD	5.0	n/a	3/9/2016	2.5ND	No	39	n/a	n/a	100	n/a	n/a	0.001219	NP Intra (NDs) 1 of 2
Sodium Total (ug/L)	100-SD	13000	n/a	3/10/2016	7220	No	40	20.08	1.372	0	None	x^(1/3)	0.0001937	Param Intra 1 of 2
Sodium Total (ug/L)	**104-SD**	**34000**	**n/a**	**3/1/2016**	**182000**	**Yes**	**10**	**10**	**0.1276**	**0**	**None**	**ln(x)**	**0.0001937**	**Param Intra 1 of 2**
Sodium Total (ug/L)	106-SD	560000	n/a	3/2/2016	387000	No	40	n/a	n/a	0	n/a	n/a	0.001152	NP Intra (normality) 1 of 2
Sodium Total (ug/L)	111-SD	25000	n/a	3/9/2016	18300	No	38	9.94	0.08286	0	None	ln(x)	0.0001937	Param Intra 1 of 2
Specific Conductance [Field] (umhos/cm)	100-SD	710	n/a	3/10/2016	610	No	39	2.5e8	4.1e7	0	None	x^3	0.0001937	Param Intra 1 of 2
Specific Conductance [Field] (umhos/cm)	**104-SD**	**1500**	**n/a**	**3/1/2016**	**1864**	**Yes**	**33**	**6.911**	**0.1526**	**0**	**None**	**ln(x)**	**0.0001937**	**Param Intra 1 of 2**
Specific Conductance [Field] (umhos/cm)	**106-SD**	**1200**	**n/a**	**3/2/2016**	**3630**	**Yes**	**36**	**6.803**	**0.1014**	**0**	**None**	**ln(x)**	**0.0001937**	**Param Intra 1 of 2**
Specific Conductance [Field] (umhos/cm)	111-SD	1000	n/a	3/9/2016	820	No	39	731124	112677	0	None	x^2	0.0001937	Param Intra 1 of 2
Sulfate as SO4 (mg/L)	100-SD	15	n/a	3/10/2016	11.1	No	40	2.323	0.1561	0	None	ln(x)	0.0001937	Param Intra 1 of 2
Sulfate as SO4 (mg/L)	104-SD	100	n/a	3/1/2016	0.58	No	40	n/a	n/a	0	n/a	n/a	0.001152	NP Intra (normality) 1 of 2
Sulfate as SO4 (mg/L)	106-SD	160	n/a	3/2/2016	29.6	No	40	87.24	31.12	2.5	None	No	0.0001937	Param Intra 1 of 2
Sulfate as SO4 (mg/L)	111-SD	67	n/a	3/9/2016	53.2	No	39	3.932	0.1116	0	None	ln(x)	0.0001937	Param Intra 1 of 2
Thallium Total (ug/L)	100-SD	2.5	n/a	3/10/2016	1ND	No	40	n/a	n/a	100	n/a	n/a	0.001152	NP Intra (NDs) 1 of 2
Thallium Total (ug/L)	104-SD	50	n/a	3/1/2016	1ND	No	40	n/a	n/a	100	n/a	n/a	0.001152	NP Intra (NDs) 1 of 2
Thallium Total (ug/L)	106-SD	50	n/a	3/2/2016	1ND	No	40	n/a	n/a	100	n/a	n/a	0.001152	NP Intra (NDs) 1 of 2
Thallium Total (ug/L)	111-SD	50	n/a	3/9/2016	1ND	No	40	n/a	n/a	100	n/a	n/a	0.001152	NP Intra (NDs) 1 of 2
Total Dissolved Solids [TDS] (mg/L)	100-SD	400	n/a	3/10/2016	327	No	37	5.819	0.07451	0	None	ln(x)	0.0001937	Param Intra 1 of 2
Total Dissolved Solids [TDS] (mg/L)	**104-SD**	**780**	**n/a**	**3/1/2016**	**1340**	**Yes**	**32**	**6.38**	**0.11**	**0**	**None**	**ln(x)**	**0.0001937**	**Param Intra 1 of 2**
Total Dissolved Solids [TDS] (mg/L)	**106-SD**	**700**	**n/a**	**3/2/2016**	**2010**	**Yes**	**36**	**538.1**	**65.86**	**0**	**None**	**No**	**0.0001937**	**Param Intra 1 of 2**
Total Dissolved Solids [TDS] (mg/L)	111-SD	560	n/a	3/9/2016	454	No	38	6.175	0.06301	0	None	ln(x)	0.0001937	Param Intra 1 of 2
Total Organic Carbon [TOC] (mg/L)	100-SD	29	n/a	3/10/2016	1.2	No	40	n/a	n/a	32.5	n/a	n/a	0.001152	NP Intra (normality) 1 of 2
Total Organic Carbon [TOC] (mg/L)	**104-SD**	**32**	**n/a**	**3/1/2016**	**111**	**Yes**	**32**	**n/a**	**n/a**	**62.5**	**n/a**	**n/a**	**0.001789**	**NP Intra (NDs) 1 of 2**
Total Organic Carbon [TOC] (mg/L)	106-SD	370	n/a	3/2/2016	138	No	37	n/a	n/a	37.84	n/a	n/a	0.001353	NP Intra (normality) 1 of 2
Total Organic Carbon [TOC] (mg/L)	111-SD	30	n/a	3/9/2016	1.1	No	40	n/a	n/a	42.5	n/a	n/a	0.001152	NP Intra (normality) 1 of 2
Vanadium Total (ug/L)	100-SD	5.0	n/a	3/10/2016	5ND	No	40	n/a	n/a	100	n/a	n/a	0.001152	NP Intra (NDs) 1 of 2
Vanadium Total (ug/L)	104-SD	38	n/a	3/1/2016	16.6	No	40	n/a	n/a	87.5	n/a	n/a	0.001152	NP Intra (NDs) 1 of 2
Vanadium Total (ug/L)	106-SD	42	n/a	3/2/2016	5ND	No	40	n/a	n/a	90	n/a	n/a	0.001152	NP Intra (NDs) 1 of 2
Vanadium Total (ug/L)	111-SD	33	n/a	3/9/2016	5ND	No	40	n/a	n/a	97.5	n/a	n/a	0.001152	NP Intra (NDs) 1 of 2
Zinc Total (ug/L)	100-SD	120	n/a	3/10/2016	10ND	No	40	n/a	n/a	82.5	n/a	n/a	0.001152	NP Intra (NDs) 1 of 2
Zinc Total (ug/L)	104-SD	96	n/a	3/1/2016	10ND	No	40	n/a	n/a	77.5	n/a	n/a	0.001152	NP Intra (NDs) 1 of 2
Zinc Total (ug/L)	106-SD	77	n/a	3/2/2016	10ND	No	40	n/a	n/a	80	n/a	n/a	0.001152	NP Intra (NDs) 1 of 2
Zinc Total (ug/L)	111-SD	100	n/a	3/9/2016	10ND	No	40	n/a	n/a	82.5	n/a	n/a	0.001152	NP Intra (NDs) 1 of 2

Sanitas™ v.9.5.24 Software licensed to Jett Environmental Consulting, UG

Within Limit

Prediction Limit

Intrawell Parametric

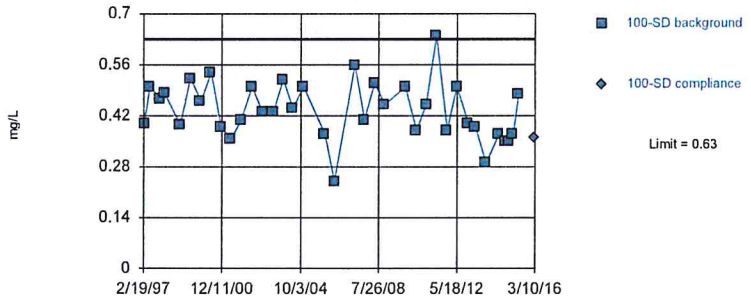

Background Data Summary: Mean=0.4359, Std. Dev.=0.07903, n=37. Normality test: Shapiro Wilk @alpha = 0.01, calculated = 0.9826, critical = 0.914. Kappa = 2.45 (c=34, w=4, 1 of 2, event alpha = 0.026). Report alpha = 0.0001937. Rosner's outlier test was performed on the background data. Three background outliers were removed: <0.1 (5/24/2005); 0.13 (11/8/2006); 1.2 (5/8/2009).

Constituent: Ammonia as N Analysis Run 5/3/2016 9:15 AM

Bridgeton LF Client: RSI Data: BRIDGETON

Sanitas™ v.9.5.24 Software licensed to Jett Environmental Consulting, UG

Hollow symbols indicate censored values.

Within Limit

Prediction Limit

Intrawell Non-parametric

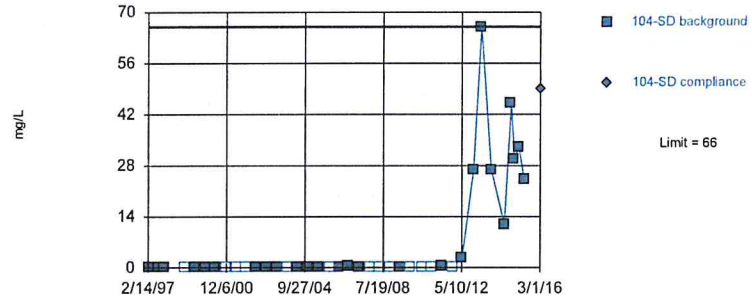

Non-parametric test used in lieu of parametric prediction limit because the Shapiro Wilk normality test showed the data to be non-normal at the 0.01 alpha level. Limit is highest of 40 background values. 32.5% NDs. Well-constituent pair annual alpha = 0.004602. Individual comparison alpha = 0.001152 (1 of 2). After outlier removal distribution was non-normal, so outlier results were invalidated.

Constituent: Ammonia as N Analysis Run 5/3/2016 9:15 AM

Bridgeton LF Client: RSI Data: BRIDGETON

Sanitas™ v.9.5.24 Software licensed to Jett Environmental Consulting, UG

Hollow symbols indicate censored values.

Exceeds Limit

Prediction Limit

Intrawell Non-parametric

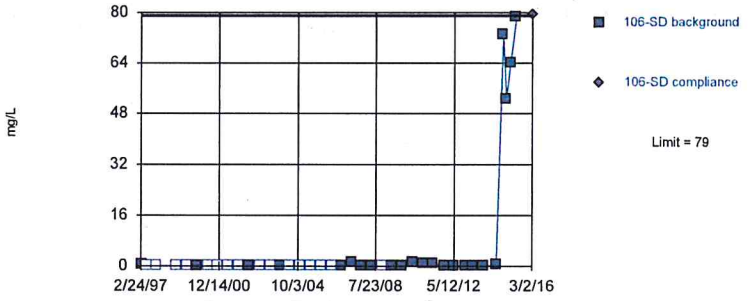

Non-parametric test used in lieu of parametric prediction limit because the Shapiro Wilk normality test showed the data to be non-normal at the 0.01 alpha level. Limit is highest of 40 background values. 40% NDs. Well-constituent pair annual alpha = 0.004602. Individual comparison alpha = 0.001152 (1 of 2). After outlier removal distribution was non-normal, so outlier results were invalidated.

Constituent: Ammonia as N Analysis Run 5/3/2016 9:15 AM

Bridgeton LF Client: RSI Data: BRIDGETON

Sanitas™ v.9.5.24 Software licensed to Jett Environmental Consulting, UG

Hollow symbols indicate censored values.

Within Limit

Prediction Limit

Intrawell Non-parametric

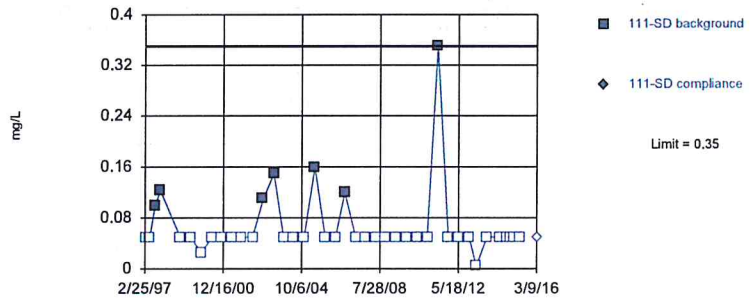

Non-parametric test used in lieu of parametric prediction limit because censored data exceeded 50%. Limit is highest of 40 background values. 82.5% NDs. Well-constituent pair annual alpha = 0.004602. Individual comparison alpha = 0.001152 (1 of 2). After outlier removal distribution was non-normal, so outlier results were invalidated.

Constituent: Ammonia as N Analysis Run 5/3/2016 9:15 AM

Bridgeton LF Client: RSI Data: BRIDGETON

Sanitas™ v.9.5.24 Software licensed to Jett Environmental Consulting. UG
Hollow symbols indicate censored values.

Within Limit

Prediction Limit

Intrawell Non-parametric

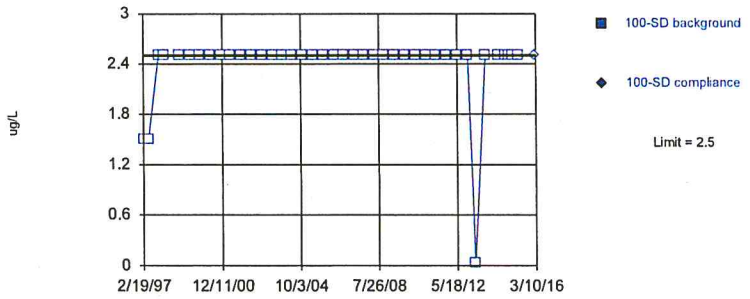

Non-parametric test used in lieu of parametric prediction limit because censored data exceeded 50%. Limit is highest of 40 background values. 100% NDs. Well-constituent pair annual alpha = 0.004602. Individual comparison alpha = 0.001152 (1 of 2). After outlier removal distribution was non-normal, so outlier results were invalidated.

Constituent: Antimony Total Analysis Run 5/3/2016 9:15 AM
Bridgeton LF Client: RSI Data: BRIDGETON

Sanitas™ v.9.5.24 Software licensed to Jett Environmental Consulting. UG
Hollow symbols indicate censored values.

Within Limit

Prediction Limit

Intrawell Non-parametric

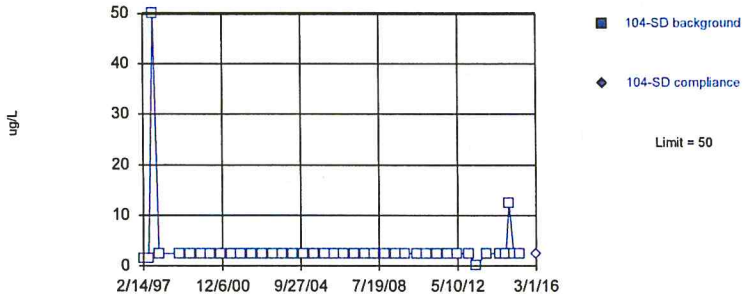

Non-parametric test used in lieu of parametric prediction limit because censored data exceeded 50%. Limit is highest of 40 background values. 100% NDs. Well-constituent pair annual alpha = 0.004602. Individual comparison alpha = 0.001152 (1 of 2). After outlier removal distribution was non-normal, so outlier results were invalidated.

Constituent: Antimony Total Analysis Run 5/3/2016 9:15 AM
Bridgeton LF Client: RSI Data: BRIDGETON

Sanitas™ v.9.5.24 Software licensed to Jett Environmental Consulting. UG
Hollow symbols indicate censored values.

Within Limit

Prediction Limit

Intrawell Non-parametric

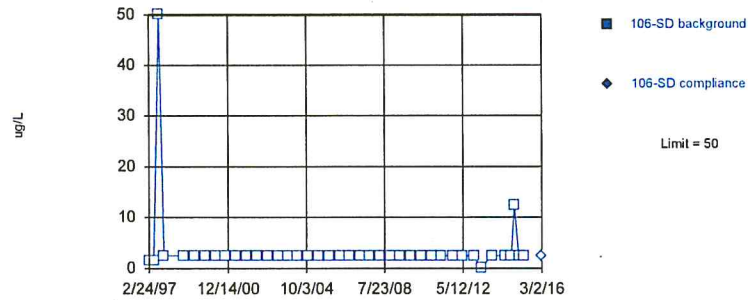

Non-parametric test used in lieu of parametric prediction limit because censored data exceeded 50%. Limit is highest of 40 background values. 100% NDs. Well-constituent pair annual alpha = 0.004602. Individual comparison alpha = 0.001152 (1 of 2). After outlier removal distribution was non-normal, so outlier results were invalidated.

Constituent: Antimony Total Analysis Run 5/3/2016 9:15 AM
Bridgeton LF Client: RSI Data: BRIDGETON

Sanitas™ v.9.5.24 Software licensed to Jett Environmental Consulting. UG
Hollow symbols indicate censored values.

Within Limit

Prediction Limit

Intrawell Non-parametric

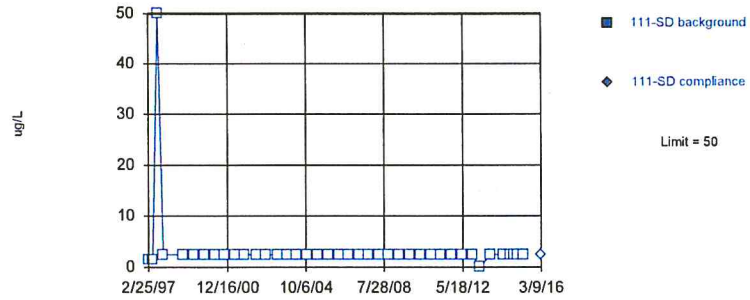

Non-parametric test used in lieu of parametric prediction limit because censored data exceeded 50%. Limit is highest of 40 background values. 100% NDs. Well-constituent pair annual alpha = 0.004602. Individual comparison alpha = 0.001152 (1 of 2). After outlier removal distribution was non-normal, so outlier results were invalidated.

Constituent: Antimony Total Analysis Run 5/3/2016 9:15 AM
Bridgeton LF Client: RSI Data: BRIDGETON

Sanitas™ v.9.5.24 Software licensed to Jett Environmental Consulting, UG
Hollow symbols indicate censored values.

Within Limit

Prediction Limit

Intrawell Non-parametric

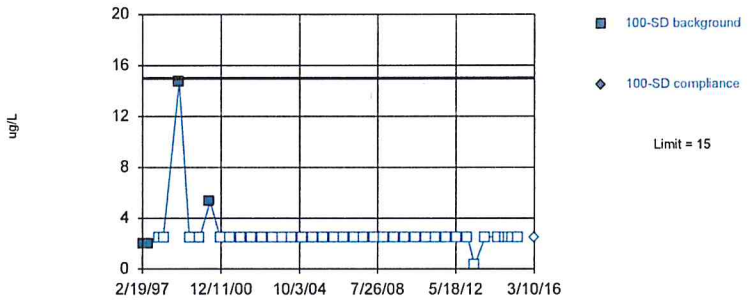

Non-parametric test used in lieu of parametric prediction limit because censored data exceeded 50%. Limit is highest of 40 background values. 90% NDs. Well-constituent pair annual alpha = 0.004602. Individual comparison alpha = 0.001152 (1 of 2). After outlier removal distribution was non-normal, so outlier results were invalidated.

Constituent: Arsenic Total Analysis Run 5/3/2016 9:15 AM
Bridgeton LF Client: RSI Data: BRIDGETON

Sanitas™ v.9.5.24 Software licensed to Jett Environmental Consulting, UG
Hollow symbols indicate censored values.

Within Limit

Prediction Limit

Intrawell Non-parametric

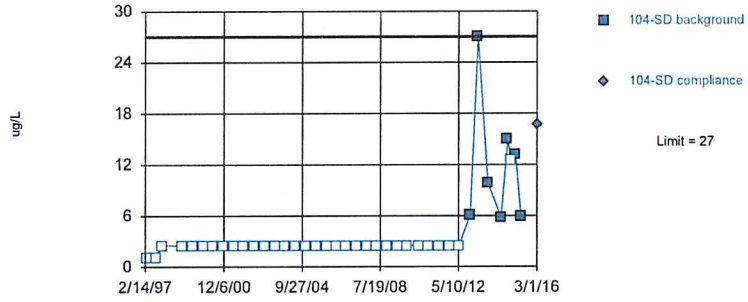

Non-parametric test used in lieu of parametric prediction limit because censored data exceeded 50%. Limit is highest of 40 background values. 82.5% NDs. Well-constituent pair annual alpha = 0.004602. Individual comparison alpha = 0.001152 (1 of 2). After outlier removal distribution was non-normal, so outlier results were invalidated.

Constituent: Arsenic Total Analysis Run 5/3/2016 9:15 AM
Bridgeton LF Client: RSI Data: BRIDGETON

Sanitas™ v.9.5.24 Software licensed to Jett Environmental Consulting, UG
Hollow symbols indicate censored values.

Within Limit

Prediction Limit

Intrawell Non-parametric

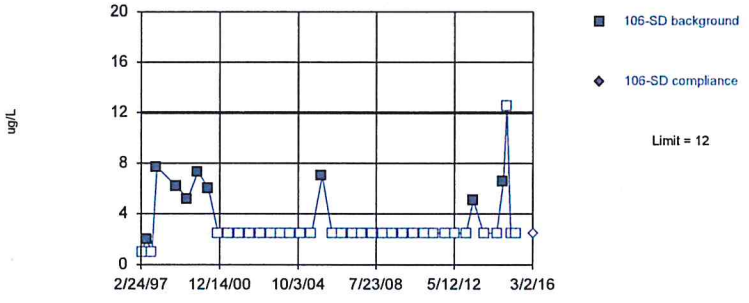

Non-parametric test used in lieu of parametric prediction limit because censored data exceeded 50%. Limit is highest of 40 background values. 77.5% NDs. Well-constituent pair annual alpha = 0.004602. Individual comparison alpha = 0.001152 (1 of 2). After outlier removal distribution was non-normal, so outlier results were invalidated.

Constituent: Arsenic Total Analysis Run 5/3/2016 9:15 AM
Bridgeton LF Client: RSI Data: BRIDGETON

Sanitas™ v.9.5.24 Software licensed to Jett Environmental Consulting, UG
Hollow symbols indicate censored values.

Within Limit

Prediction Limit

Intrawell Non-parametric

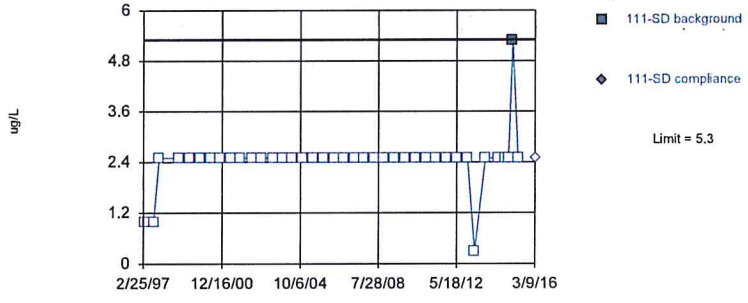

Non-parametric test used in lieu of parametric prediction limit because censored data exceeded 50%. Limit is highest of 40 background values. 97.5% NDs. Well-constituent pair annual alpha = 0.004602. Individual comparison alpha = 0.001152 (1 of 2). After outlier removal distribution was non-normal, so outlier results were invalidated.

Constituent: Arsenic Total Analysis Run 5/3/2016 9:15 AM
Bridgeton LF Client: RSI Data: BRIDGETON

Sanitas™ v.9.5.24 Software licensed to Jett Environmental Consulting, UG

Within Limit

Prediction Limit

Intrawell Parametric

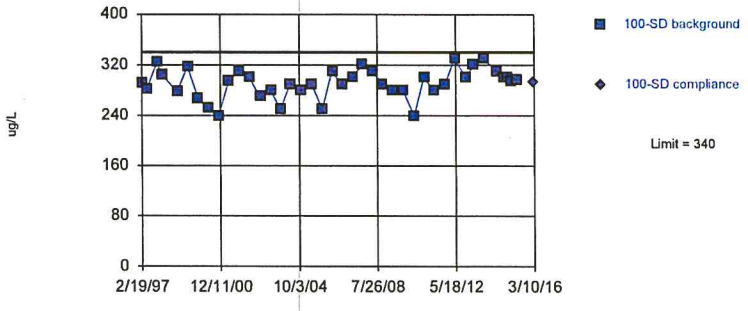

Background Data Summary (based on x^4 transformation): Mean=7.4e9, Std. Dev.=2.2e9, n=40. Normality test: Shapiro Wilk @alpha = 0.01, calculated = 0.9657, critical = 0.919. Kappa = 2.426 (c=34, w=4, 1 of 2, event alpha = 0.026). Report alpha = 0.0001937. EPA 1989 outlier screening was performed on the background data (to establish suspected outliers for Dixon's/Rosner's). No background outliers were found.

Constituent: Barium Total Analysis Run 5/3/2016 9:15 AM
Bridgeton LF Client: RSI Data: BRIDGETON

Sanitas™ v.9.5.24 Software licensed to Jett Environmental Consulting, UG

Within Limit

Prediction Limit

Intrawell Non-parametric

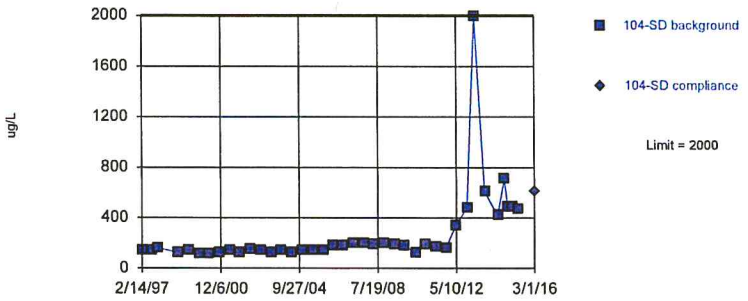

Non-parametric test used in lieu of parametric prediction limit because the Shapiro Wilk normality test showed the data to be non-normal at the 0.01 alpha level. Limit is highest of 40 background values. Well-constituent pair annual alpha = 0.004602. Individual comparison alpha = 0.001152 (1 of 2). After outlier removal distribution was non-normal, so outlier results were invalidated.

Constituent: Barium Total Analysis Run 5/3/2016 9:15 AM
Bridgeton LF Client: RSI Data: BRIDGETON

Sanitas™ v.9.5.24 Software licensed to Jett Environmental Consulting, UG

Exceeds Limit

Prediction Limit

Intrawell Parametric

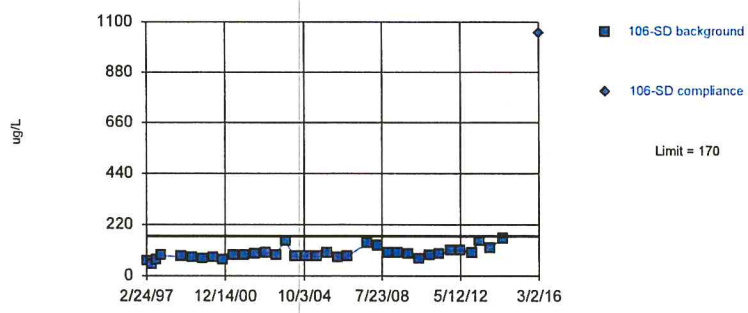

Background Data Summary (based on natural log transformation): Mean=4.53, Std. Dev.=0.2517, n=35. Normality test: Shapiro Wilk @alpha = 0.01, calculated = 0.9644, critical = 0.91. Kappa = 2.466 (c=34, w=4, 1 of 2, event alpha = 0.026). Report alpha = 0.0001937. Rosner's outlier test was performed on the background data. Five background outliers were removed: 220 (5/21/2007); 1400 (9/24/2014); 924 (11/20/2014); 1140 (2/4/2015); 985 (5/14/2015).

Constituent: Barium Total Analysis Run 5/3/2016 9:15 AM
Bridgeton LF Client: RSI Data: BRIDGETON

Sanitas™ v.9.5.24 Software licensed to Jett Environmental Consulting, UG

Within Limit

Prediction Limit

Intrawell Non-parametric

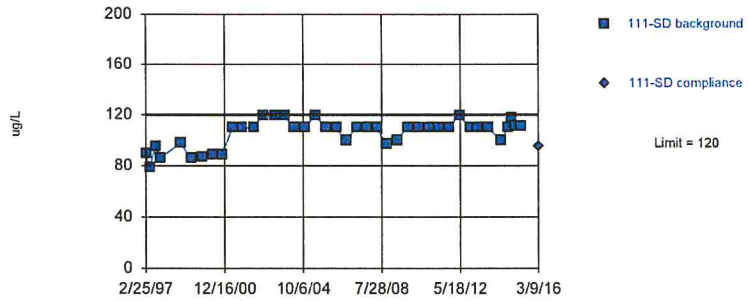

Non-parametric test used in lieu of parametric prediction limit because the Shapiro Wilk normality test showed the data to be non-normal at the 0.01 alpha level. Limit is highest of 40 background values. Well-constituent pair annual alpha = 0.004602. Individual comparison alpha = 0.001152 (1 of 2). After outlier removal distribution was non-normal, so outlier results were invalidated.

Constituent: Barium Total Analysis Run 5/3/2016 9:15 AM
Bridgeton LF Client: RSI Data: BRIDGETON

Sanitas™ v.9.5.24 Software licensed to Jett Environmental Consulting, UG
Hollow symbols indicate censored values.

Within Limit

Prediction Limit

Intrawell Non-parametric

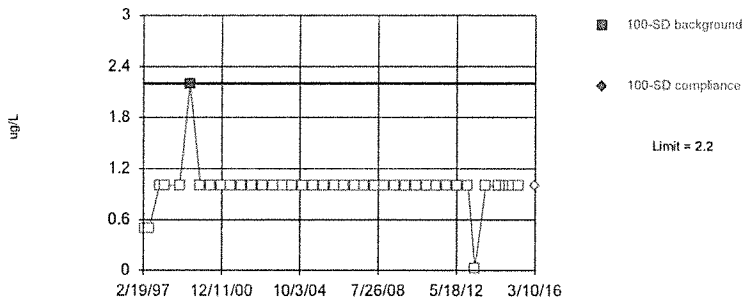

Non-parametric test used in lieu of parametric prediction limit because censored data exceeded 50%. Limit is highest of 40 background values. 97.5% NDs. Well-constituent pair annual alpha = 0.004602. Individual comparison alpha = 0.001152 (1 of 2). After outlier removal distribution was non-normal, so outlier results were invalidated.

Constituent: Beryllium Total Analysis Run 5/3/2016 9:15 AM

Bridgeton LF Client: RSI Data: BRIDGETON

Sanitas™ v.9.5.24 Software licensed to Jett Environmental Consulting, UG
Hollow symbols indicate censored values.

Within Limit

Prediction Limit

Intrawell Non-parametric

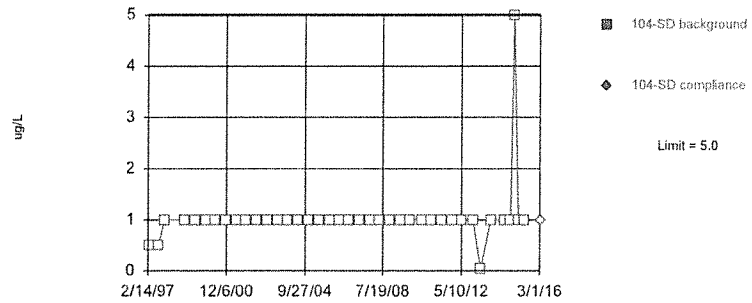

Non-parametric test used in lieu of parametric prediction limit because censored data exceeded 50%. Limit is highest of 40 background values. 100% NDs. Well-constituent pair annual alpha = 0.004602. Individual comparison alpha = 0.001152 (1 of 2). After outlier removal distribution was non-normal, so outlier results were invalidated.

Constituent: Beryllium Total Analysis Run 5/3/2016 9:15 AM

Bridgeton LF Client: RSI Data: BRIDGETON

Sanitas™ v.9.5.24 Software licensed to Jett Environmental Consulting, UG
Hollow symbols indicate censored values.

Within Limit

Prediction Limit

Intrawell Non-parametric

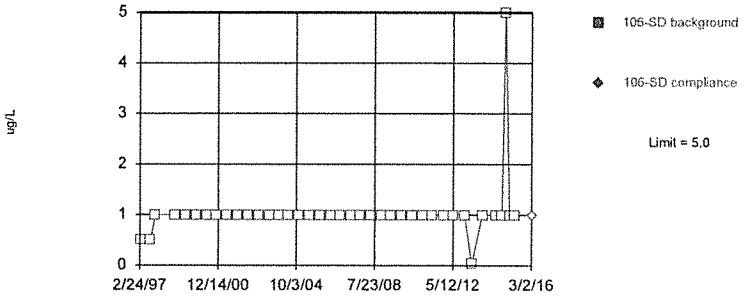

Non-parametric test used in lieu of parametric prediction limit because censored data exceeded 50%. Limit is highest of 40 background values. 100% NDs. Well-constituent pair annual alpha = 0.004602. Individual comparison alpha = 0.001152 (1 of 2). After outlier removal distribution was non-normal, so outlier results were invalidated.

Constituent: Beryllium Total Analysis Run 5/3/2016 9:15 AM

Bridgeton LF Client: RSI Data: BRIDGETON

Sanitas™ v.9.5.24 Software licensed to Jett Environmental Consulting, UG
Hollow symbols indicate censored values.

Within Limit

Prediction Limit

Intrawell Non-parametric

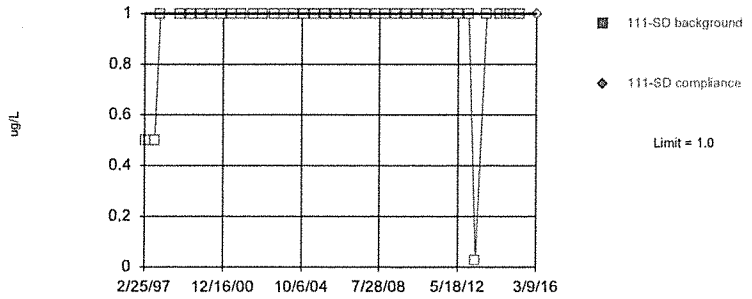

Non-parametric test used in lieu of parametric prediction limit because censored data exceeded 50%. Limit is highest of 40 background values. 100% NDs. Well-constituent pair annual alpha = 0.004602. Individual comparison alpha = 0.001152 (1 of 2). After outlier removal distribution was non-normal, so outlier results were invalidated.

Constituent: Beryllium Total Analysis Run 5/3/2016 9:15 AM

Bridgeton LF Client: RSI Data: BRIDGETON

Sanitas™ v.9.5.24 Software licensed to Jett Environmental Consulting, UG
Hollow symbols indicate censored values.

Within Limit

Prediction Limit

Intrawell Non-parametric

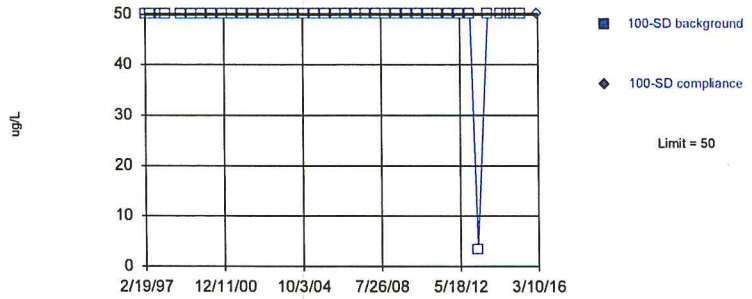

Non-parametric test used in lieu of parametric prediction limit because censored data exceeded 50%. Limit is highest of 40 background values. 100% NDs. Well-constituent pair annual alpha = 0.004602. Individual comparison alpha = 0.001152 (1 of 2). After outlier removal distribution was non-normal, so outlier results were invalidated.

Constituent: Boron Total Analysis Run 5/3/2016 9:15 AM
Bridgeton LF Client: RSI Data: BRIDGETON

Sanitas™ v.9.5.24 Software licensed to Jett Environmental Consulting, UG
Hollow symbols indicate censored values.

Within Limit

Prediction Limit

Intrawell Non-parametric

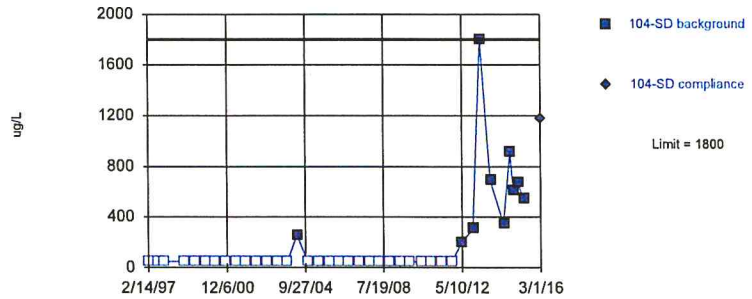

Non-parametric test used in lieu of parametric prediction limit because censored data exceeded 50%. Limit is highest of 40 background values. 75% NDs. Well-constituent pair annual alpha = 0.004602. Individual comparison alpha = 0.001152 (1 of 2). After outlier removal distribution was non-normal, so outlier results were invalidated.

Constituent: Boron Total Analysis Run 5/3/2016 9:15 AM
Bridgeton LF Client: RSI Data: BRIDGETON

Sanitas™ v.9.5.24 Software licensed to Jett Environmental Consulting, UG
Hollow symbols indicate censored values.

Within Limit

Prediction Limit

Intrawell Non-parametric

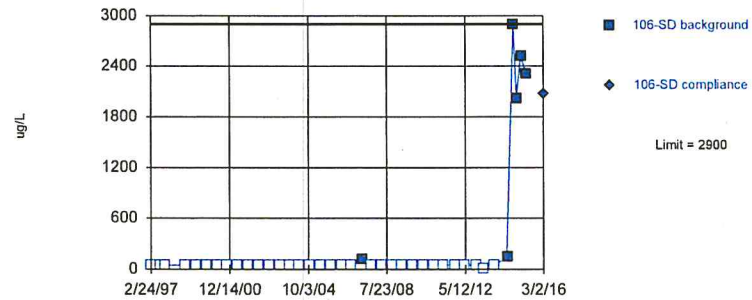

Non-parametric test used in lieu of parametric prediction limit because censored data exceeded 50%. Limit is highest of 40 background values. 85% NDs. Well-constituent pair annual alpha = 0.004602. Individual comparison alpha = 0.001152 (1 of 2). After outlier removal distribution was non-normal, so outlier results were invalidated.

Constituent: Boron Total Analysis Run 5/3/2016 9:15 AM
Bridgeton LF Client: RSI Data: BRIDGETON

Sanitas™ v.9.5.24 Software licensed to Jett Environmental Consulting, UG
Hollow symbols indicate censored values.

Within Limit

Prediction Limit

Intrawell Non-parametric

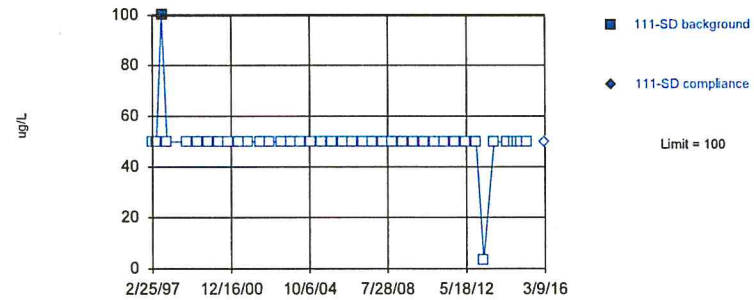

Non-parametric test used in lieu of parametric prediction limit because censored data exceeded 50%. Limit is highest of 40 background values. 97.5% NDs. Well-constituent pair annual alpha = 0.004602. Individual comparison alpha = 0.001152 (1 of 2). After outlier removal distribution was non-normal, so outlier results were invalidated.

Constituent: Boron Total Analysis Run 5/3/2016 9:15 AM
Bridgeton LF Client: RSI Data: BRIDGETON

Sanitas™ v.9.5.24 Software licensed to Jett Environmental Consulting, UG
Hollow symbols indicate censored values.

Within Limit

Prediction Limit

Intrawell Non-parametric

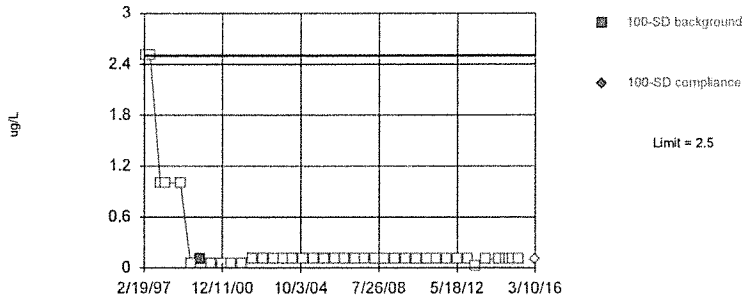

Non-parametric test used in lieu of parametric prediction limit because censored data exceeded 50%. Limit is highest of 40 background values. 97.5% NDs. Well-constituent pair annual alpha = 0.004602. Individual comparison alpha = 0.001152 (1 of 2). After outlier removal distribution was non-normal, so outlier results were invalidated.

Constituent: Cadmium Total Analysis Run 5/3/2016 9:15 AM

Bridgeton LF Client: RSI Data: BRIDGETON

Sanitas™ v.9.5.24 Software licensed to Jett Environmental Consulting, UG
Hollow symbols indicate censored values.

Within Limit

Prediction Limit

Intrawell Non-parametric

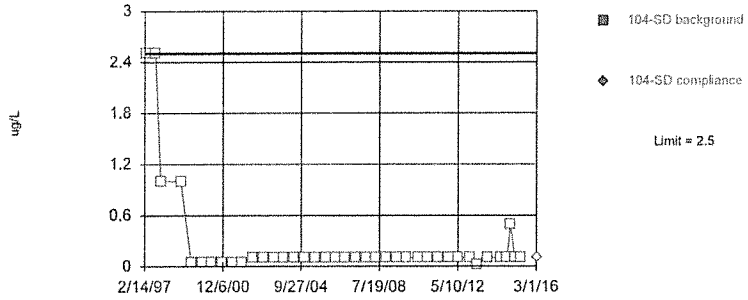

Non-parametric test used in lieu of parametric prediction limit because censored data exceeded 50%. Limit is highest of 40 background values. 100% NDs. Well-constituent pair annual alpha = 0.004602. Individual comparison alpha = 0.001152 (1 of 2). After outlier removal distribution was non-normal, so outlier results were invalidated.

Constituent: Cadmium Total Analysis Run 5/3/2016 9:15 AM

Bridgeton LF Client: RSI Data: BRIDGETON

Sanitas™ v.9.5.24 Software licensed to Jett Environmental Consulting, UG
Hollow symbols indicate censored values.

Within Limit

Prediction Limit

Intrawell Non-parametric

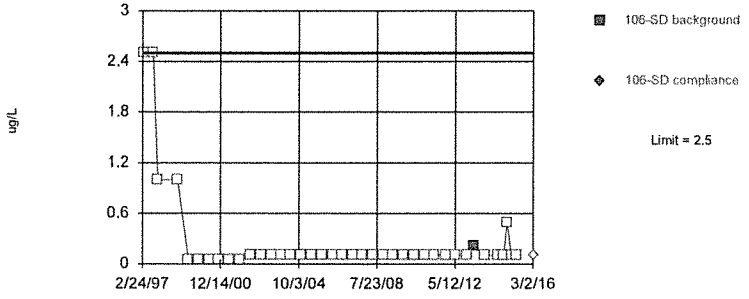

Non-parametric test used in lieu of parametric prediction limit because censored data exceeded 50%. Limit is highest of 40 background values. 97.5% NDs. Well-constituent pair annual alpha = 0.004602. Individual comparison alpha = 0.001152 (1 of 2). After outlier removal distribution was non-normal, so outlier results were invalidated.

Constituent: Cadmium Total Analysis Run 5/3/2016 9:15 AM

Bridgeton LF Client: RSI Data: BRIDGETON

Sanitas™ v.9.5.24 Software licensed to Jett Environmental Consulting, UG
Hollow symbols indicate censored values.

Within Limit

Prediction Limit

Intrawell Non-parametric

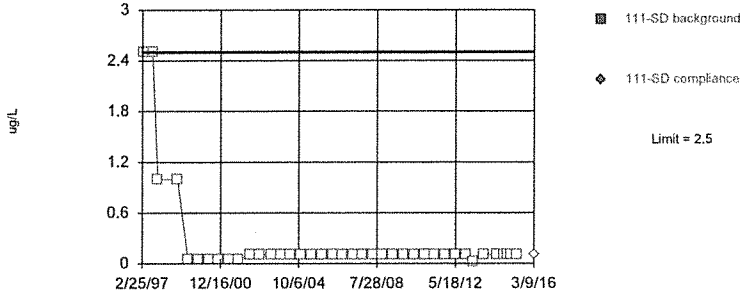

Non-parametric test used in lieu of parametric prediction limit because censored data exceeded 50%. Limit is highest of 40 background values. 100% NDs. Well-constituent pair annual alpha = 0.004602. Individual comparison alpha = 0.001152 (1 of 2). After outlier removal distribution was non-normal, so outlier results were invalidated.

Constituent: Cadmium Total Analysis Run 5/3/2016 9:15 AM

Bridgeton LF Client: RSI Data: BRIDGETON

Sanitas™ v.9.5.24 Software licensed to Jett Environmental Consulting. UG

Within Limit

Prediction Limit

Intrawell Parametric

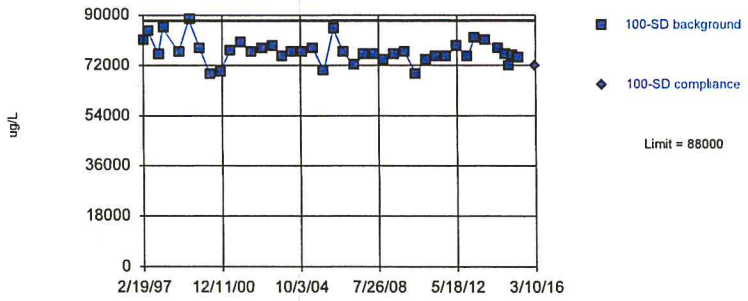

Background Data Summary (based on natural log transformation): Mean=11.25, Std. Dev.=0.05606, n=40. Normality test: Shapiro Wilk @alpha = 0.01, calculated = 0.9571, critical = 0.919. Kappa = 2.426 (c=34, w=4, 1 of 2, event alpha = 0.026). Report alpha = 0.0001937. EPA 1989 outlier screening was performed on the background data (to establish suspected outliers for Dixon's/Rosner's). No background outliers were found.

Constituent: Calcium Total Analysis Run 5/3/2016 9:15 AM
Bridgeton LF Client: RSI Data: BRIDGETON

Sanitas™ v.9.5.24 Software licensed to Jett Environmental Consulting. UG

Within Limit

Prediction Limit

Intrawell Non-parametric

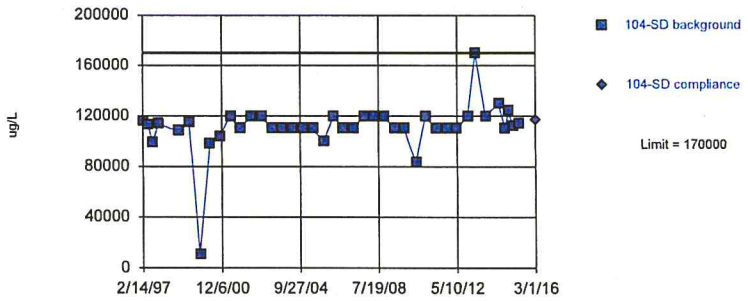

Non-parametric test used in lieu of parametric prediction limit because the Shapiro Wilk normality test showed the data to be non-normal at the 0.01 alpha level. Limit is highest of 40 background values. Well-constituent pair annual alpha = 0.004602. Individual comparison alpha = 0.001152 (1 of 2). Distribution was found to be non-normal after removal of suspect values, so outliers could not be indentified.

Constituent: Calcium Total Analysis Run 5/3/2016 9:15 AM
Bridgeton LF Client: RSI Data: BRIDGETON

Sanitas™ v.9.5.24 Software licensed to Jett Environmental Consulting. UG

Within Limit

Prediction Limit

Intrawell Parametric

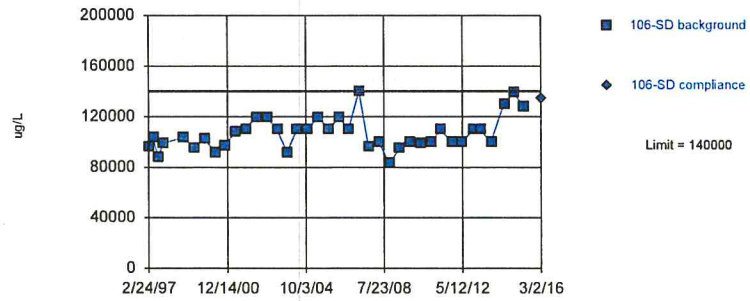

Background Data Summary (based on natural log transformation): Mean=11.57, Std. Dev.=0.1181, n=38. Normality test: Shapiro Wilk @alpha = 0.01, calculated = 0.9547, critical = 0.916. Kappa = 2.442 (c=34, w=4, 1 of 2, event alpha = 0.026). Report alpha = 0.0001937. Rosner's outlier test was performed on the background data. Two background outliers were removed: 200000 (9/24/2014); 176000 (2/4/2015).

Constituent: Calcium Total Analysis Run 5/3/2016 9:15 AM
Bridgeton LF Client: RSI Data: BRIDGETON

Sanitas™ v.9.5.24 Software licensed to Jett Environmental Consulting. UG

Within Limit

Prediction Limit

Intrawell Parametric

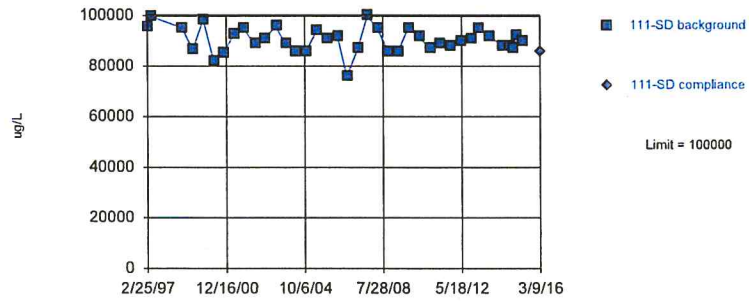

Background Data Summary (based on cube transformation): Mean=7.5e14, Std. Dev.=1.2e14, n=38. Normality test: Shapiro Wilk @alpha = 0.01, calculated = 0.9719, critical = 0.916. Kappa = 2.442 (c=34, w=4, 1 of 2, event alpha = 0.026). Report alpha = 0.0001937. Rosner's outlier test was performed on the background data. Two background outliers were removed: 8590 (8/21/1997); 70400 (11/24/1997).

Constituent: Calcium Total Analysis Run 5/3/2016 9:15 AM
Bridgeton LF Client: RSI Data: BRIDGETON

Sanitas™ v.9.5.24 Software licensed to Jett Environmental Consulting, UG
Hollow symbols indicate censored values.

Within Limit

Prediction Limit

Intrawell Non-parametric

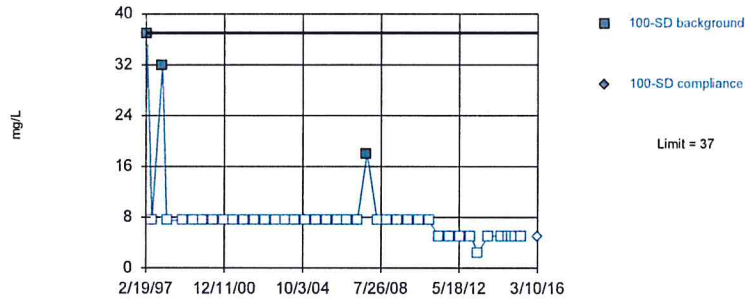

Non-parametric test used in lieu of parametric prediction limit because censored data exceeded 50%. Limit is highest of 40 background values. 92.5% NDs. Well-constituent pair annual alpha = 0.004602. Individual comparison alpha = 0.001152 (1 of 2). After outlier removal distribution was non-normal, so outlier results were invalidated.

Constituent: Chemical Oxygen Demand [COD] Analysis Run 5/3/2016 9:15 AM
Bridgeton LF Client: RSI Data: BRIDGETON

Sanitas™ v.9.5.24 Software licensed to Jett Environmental Consulting, UG
Hollow symbols indicate censored values.

Within Limit

Prediction Limit

Intrawell Non-parametric

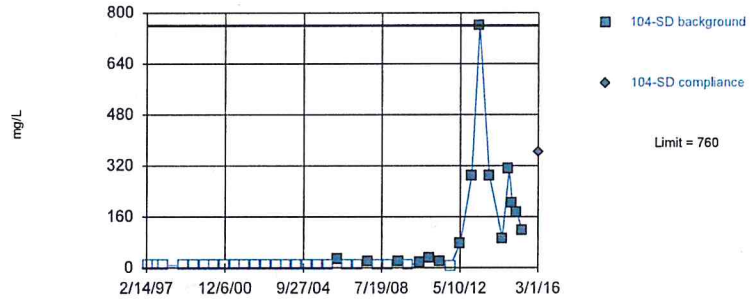

Non-parametric test used in lieu of parametric prediction limit because censored data exceeded 50%. Limit is highest of 40 background values. 62.5% NDs. Well-constituent pair annual alpha = 0.004602. Individual comparison alpha = 0.001152 (1 of 2). After outlier removal distribution was non-normal, so outlier results were invalidated.

Constituent: Chemical Oxygen Demand [COD] Analysis Run 5/3/2016 9:15 AM
Bridgeton LF Client: RSI Data: BRIDGETON

Sanitas™ v.9.5.24 Software licensed to Jett Environmental Consulting, UG
Hollow symbols indicate censored values.

Within Limit

Prediction Limit

Intrawell Non-parametric

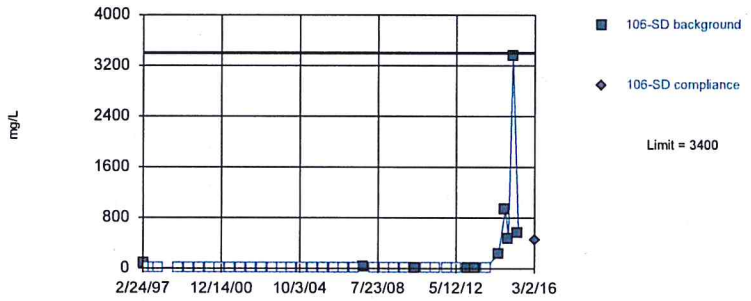

Non-parametric test used in lieu of parametric prediction limit because censored data exceeded 50%. Limit is highest of 40 background values. 75% NDs. Well-constituent pair annual alpha = 0.004602. Individual comparison alpha = 0.001152 (1 of 2). After outlier removal distribution was non-normal, so outlier results were invalidated.

Constituent: Chemical Oxygen Demand [COD] Analysis Run 5/3/2016 9:15 AM
Bridgeton LF Client: RSI Data: BRIDGETON

Sanitas™ v.9.5.24 Software licensed to Jett Environmental Consulting, UG
Hollow symbols indicate censored values.

Within Limit

Prediction Limit

Intrawell Non-parametric

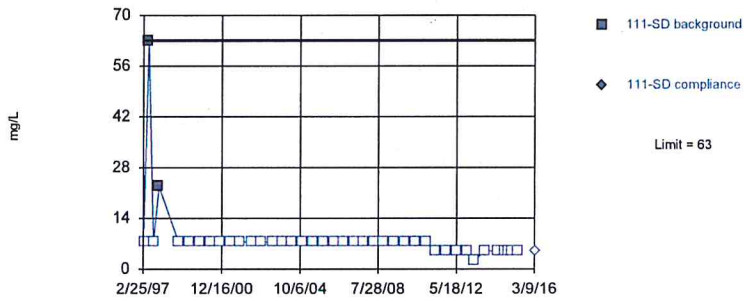

Non-parametric test used in lieu of parametric prediction limit because censored data exceeded 50%. Limit is highest of 40 background values. 95% NDs. Well-constituent pair annual alpha = 0.004602. Individual comparison alpha = 0.001152 (1 of 2). After outlier removal distribution was non-normal, so outlier results were invalidated.

Constituent: Chemical Oxygen Demand [COD] Analysis Run 5/3/2016 9:15 AM
Bridgeton LF Client: RSI Data: BRIDGETON

Sanitas™ v.9.5.24 Software licensed to Jett Environmental Consulting. UG
Hollow symbols indicate censored values.

Within Limit

Prediction Limit

Intrawell Non-parametric

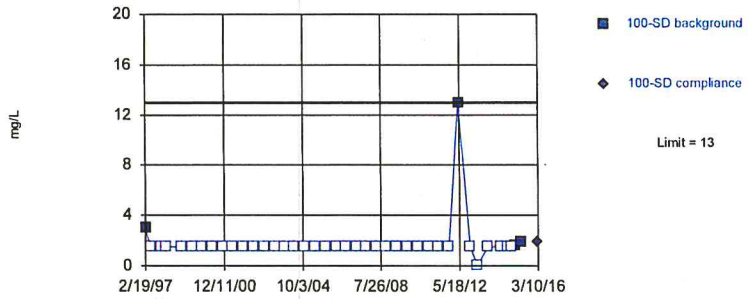

Non-parametric test used in lieu of parametric prediction limit because censored data exceeded 50%. Limit is highest of 40 background values. 90% NDs. Well-constituent pair annual alpha = 0.004602. Individual comparison alpha = 0.001152 (1 of 2). After outlier removal distribution was non-normal, so outlier results were invalidated.

Constituent: Chloride Analysis Run 5/3/2016 9:15 AM
Bridgeton LF Client: RSI Data: BRIDGETON

Sanitas™ v.9.5.24 Software licensed to Jett Environmental Consulting. UG

Within Limit

Prediction Limit

Intrawell Non-parametric

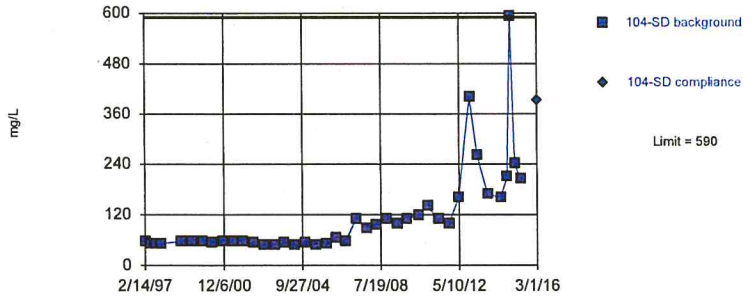

Non-parametric test used in lieu of parametric prediction limit because the Shapiro Wilk normality test showed the data to be non-normal at the 0.01 alpha level. Limit is highest of 40 background values. Well-constituent pair annual alpha = 0.004602. Individual comparison alpha = 0.001152 (1 of 2). After outlier removal distribution was non-normal, so outlier results were invalidated.

Constituent: Chloride Analysis Run 5/3/2016 9:15 AM
Bridgeton LF Client: RSI Data: BRIDGETON

Sanitas™ v.9.5.24 Software licensed to Jett Environmental Consulting. UG

Within Limit

Prediction Limit

Intrawell Non-parametric

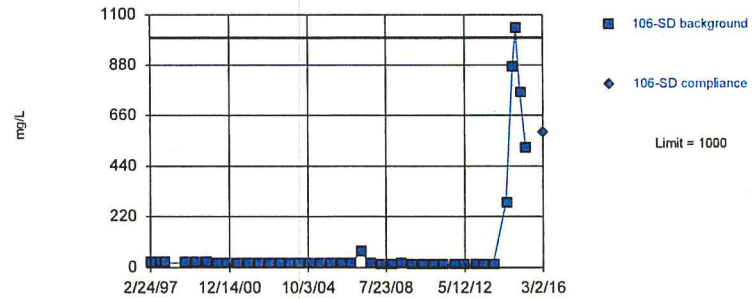

Non-parametric test used in lieu of parametric prediction limit because the Shapiro Wilk normality test showed the data to be non-normal at the 0.01 alpha level. Limit is highest of 40 background values. Well-constituent pair annual alpha = 0.004602. Individual comparison alpha = 0.001152 (1 of 2). Distribution was found to be non-normal after removal of suspect values, so outliers could not be indentified.

Constituent: Chloride Analysis Run 5/3/2016 9:16 AM
Bridgeton LF Client: RSI Data: BRIDGETON

Sanitas™ v.9.5.24 Software licensed to Jett Environmental Consulting. UG

Within Limit

Prediction Limit

Intrawell Parametric

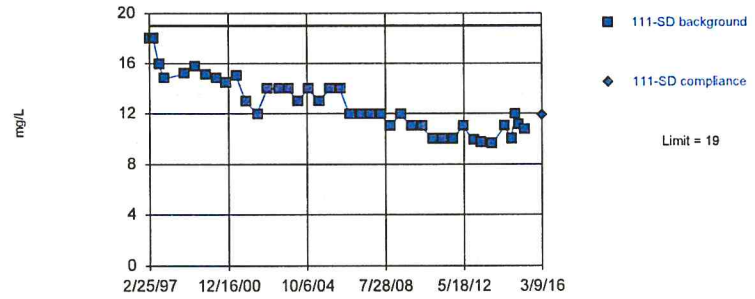

Background Data Summary (based on natural log transformation): Mean=2.531, Std. Dev.=0.173, n=40. Normality test: Shapiro Wilk @alpha = 0.01, calculated = 0.9432, critical = 0.919. Kappa = 2.426 (c=34, w=4, 1 of 2, event alpha = 0.026). Report alpha = 0.0001937. EPA 1989 outlier screening was performed on the background data (to establish suspected outliers for Dixon's/Rosner's). No background outliers were found.

Constituent: Chloride Analysis Run 5/3/2016 9:16 AM
Bridgeton LF Client: RSI Data: BRIDGETON

Sanitas™ v.9.5.24 Software licensed to Jett Environmental Consulting, UG
Hollow symbols indicate censored values.

Within Limit

Prediction Limit

Intrawell Non-parametric

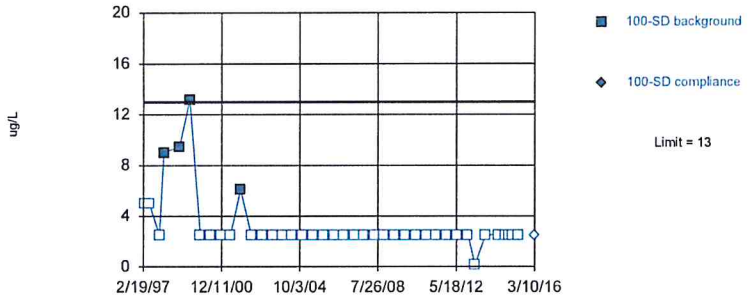

Non-parametric test used in lieu of parametric prediction limit because censored data exceeded 50%. Limit is highest of 40 background values. 90% NDs. Well-constituent pair annual alpha = 0.004602. Individual comparison alpha = 0.001152 (1 of 2). After outlier removal distribution was non-normal, so outlier results were invalidated.

Constituent: Chromium Total Analysis Run 5/3/2016 9:16 AM
Bridgeton LF Client: RSI Data: BRIDGETON

Sanitas™ v.9.5.24 Software licensed to Jett Environmental Consulting, UG
Hollow symbols indicate censored values.

Exceeds Limit

Prediction Limit

Intrawell Non-parametric

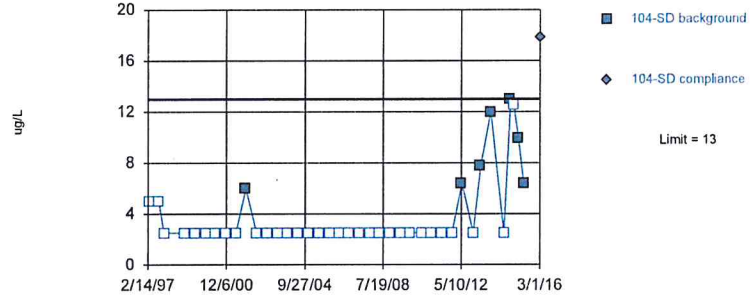

Non-parametric test used in lieu of parametric prediction limit because censored data exceeded 50%. Limit is highest of 40 background values. 82.5% NDs. Well-constituent pair annual alpha = 0.004602. Individual comparison alpha = 0.001152 (1 of 2). After outlier removal distribution was non-normal, so outlier results were invalidated.

Constituent: Chromium Total Analysis Run 5/3/2016 9:16 AM
Bridgeton LF Client: RSI Data: BRIDGETON

Sanitas™ v.9.5.24 Software licensed to Jett Environmental Consulting, UG
Hollow symbols indicate censored values.

Within Limit

Prediction Limit

Intrawell Non-parametric

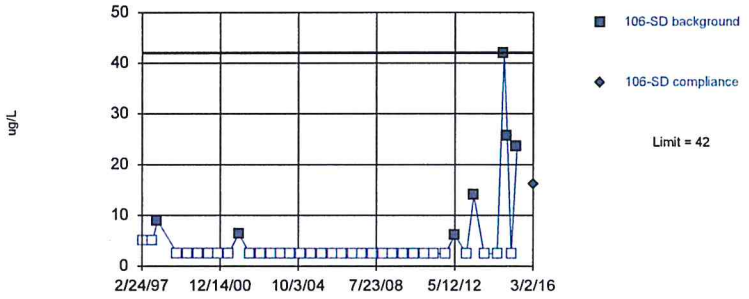

Non-parametric test used in lieu of parametric prediction limit because censored data exceeded 50%. Limit is highest of 40 background values. 82.5% NDs. Well-constituent pair annual alpha = 0.004602. Individual comparison alpha = 0.001152 (1 of 2). After outlier removal distribution was non-normal, so outlier results were invalidated.

Constituent: Chromium Total Analysis Run 5/3/2016 9:16 AM
Bridgeton LF Client: RSI Data: BRIDGETON

Sanitas™ v.9.5.24 Software licensed to Jett Environmental Consulting, UG
Hollow symbols indicate censored values.

Within Limit

Prediction Limit

Intrawell Non-parametric

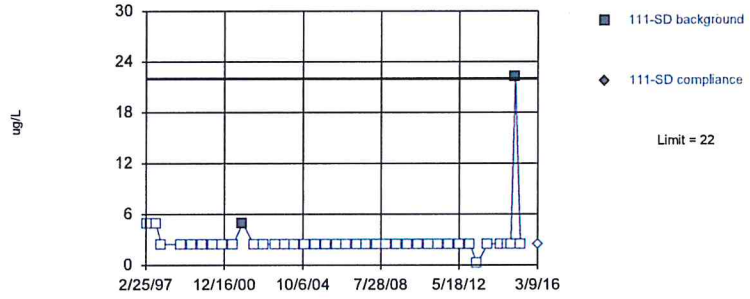

Non-parametric test used in lieu of parametric prediction limit because censored data exceeded 50%. Limit is highest of 40 background values. 95% NDs. Well-constituent pair annual alpha = 0.004602. Individual comparison alpha = 0.001152 (1 of 2). After outlier removal distribution was non-normal, so outlier results were invalidated.

Constituent: Chromium Total Analysis Run 5/3/2016 9:16 AM
Bridgeton LF Client: RSI Data: BRIDGETON

Sanitas™ v.9.5.24 Software licensed to Jett Environmental Consulting, UG
Hollow symbols indicate censored values.

Within Limit

Prediction Limit

Intrawell Non-parametric

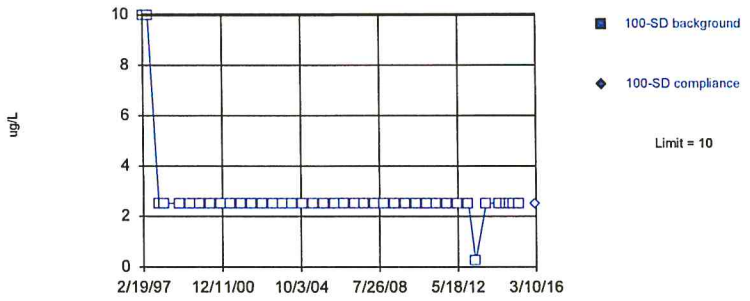

Non-parametric test used in lieu of parametric prediction limit because censored data exceeded 50%. Limit is highest of 40 background values. 100% NDs. Well-constituent pair annual alpha = 0.004602. Individual comparison alpha = 0.001152 (1 of 2). After outlier removal distribution was non-normal, so outlier results were invalidated.

Constituent: Cobalt Total Analysis Run 5/3/2016 9:16 AM
Bridgeton LF Client: RSI Data: BRIDGETON

Sanitas™ v.9.5.24 Software licensed to Jett Environmental Consulting, UG
Hollow symbols indicate censored values.

Within Limit

Prediction Limit

Intrawell Non-parametric

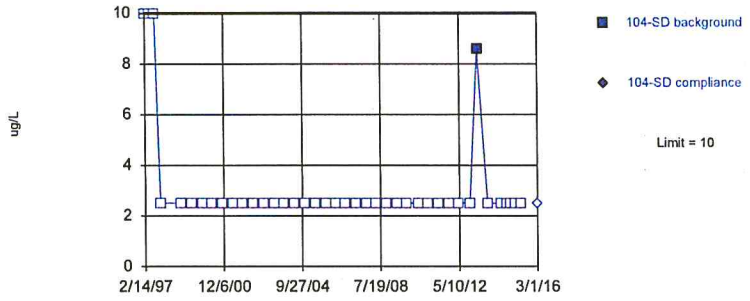

Non-parametric test used in lieu of parametric prediction limit because censored data exceeded 50%. Limit is highest of 40 background values. 97.5% NDs. Well-constituent pair annual alpha = 0.004602. Individual comparison alpha = 0.001152 (1 of 2). After outlier removal distribution was non-normal, so outlier results were invalidated.

Constituent: Cobalt Total Analysis Run 5/3/2016 9:16 AM
Bridgeton LF Client: RSI Data: BRIDGETON

Sanitas™ v.9.5.24 Software licensed to Jett Environmental Consulting, UG
Hollow symbols indicate censored values.

Within Limit

Prediction Limit

Intrawell Non-parametric

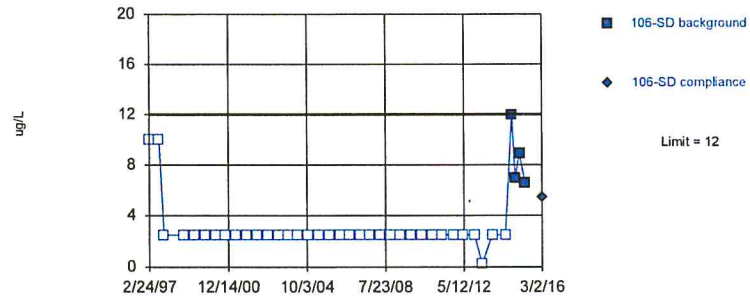

Non-parametric test used in lieu of parametric prediction limit because censored data exceeded 50%. Limit is highest of 40 background values. 90% NDs. Well-constituent pair annual alpha = 0.004602. Individual comparison alpha = 0.001152 (1 of 2). After outlier removal distribution was non-normal, so outlier results were invalidated.

Constituent: Cobalt Total Analysis Run 5/3/2016 9:16 AM
Bridgeton LF Client: RSI Data: BRIDGETON

Sanitas™ v.9.5.24 Software licensed to Jett Environmental Consulting, UG
Hollow symbols indicate censored values.

Within Limit

Prediction Limit

Intrawell Non-parametric

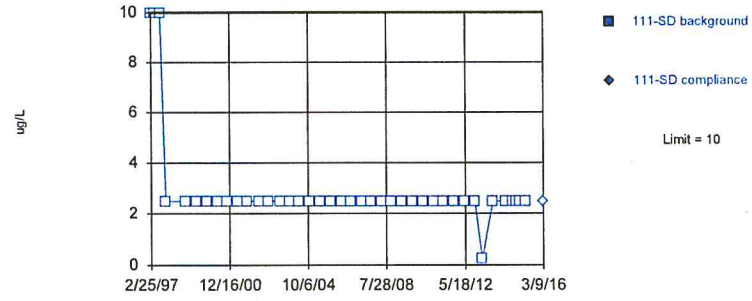

Non-parametric test used in lieu of parametric prediction limit because censored data exceeded 50%. Limit is highest of 40 background values. 100% NDs. Well-constituent pair annual alpha = 0.004602. Individual comparison alpha = 0.001152 (1 of 2). After outlier removal distribution was non-normal, so outlier results were invalidated.

Constituent: Cobalt Total Analysis Run 5/3/2016 9:16 AM
Bridgeton LF Client: RSI Data: BRIDGETON

Sanitas™ v.9.5.24 Software licensed to Jett Environmental Consulting, UG
Hollow symbols indicate censored values.

Within Limit

Prediction Limit

Intrawell Non-parametric

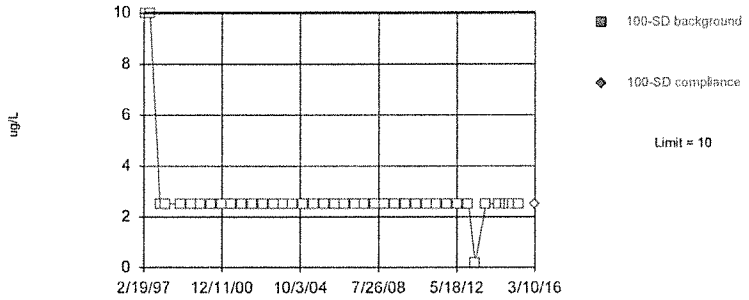

Non-parametric test used in lieu of parametric prediction limit because censored data exceeded 50%. Limit is highest of 40 background values. 100% NDs. Well-constituent pair annual alpha = 0.004602. Individual comparison alpha = 0.001152 (1 of 2). After outlier removal distribution was non-normal, so outlier results were invalidated.

Constituent: Copper Total Analysis Run 5/3/2016 9:16 AM
Bridgeton LF Client: RSI Data: BRIDGETON

Sanitas™ v.9.5.24 Software licensed to Jett Environmental Consulting, UG
Hollow symbols indicate censored values.

Within Limit

Prediction Limit

Intrawell Non-parametric

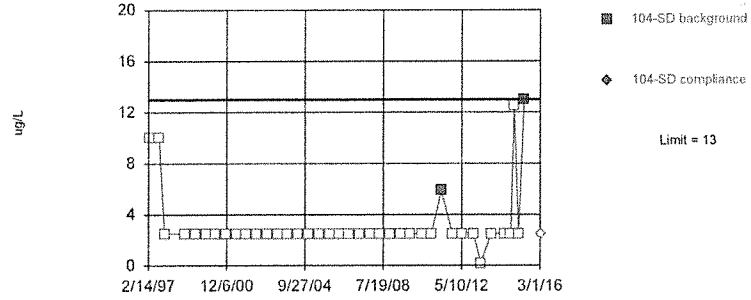

Non-parametric test used in lieu of parametric prediction limit because censored data exceeded 50%. Limit is highest of 40 background values. 95% NDs. Well-constituent pair annual alpha = 0.004602. Individual comparison alpha = 0.001152 (1 of 2). After outlier removal distribution was non-normal, so outlier results were invalidated.

Constituent: Copper Total Analysis Run 5/3/2016 9:16 AM
Bridgeton LF Client: RSI Data: BRIDGETON

Sanitas™ v.9.5.24 Software licensed to Jett Environmental Consulting, UG
Hollow symbols indicate censored values.

Within Limit

Prediction Limit

Intrawell Non-parametric

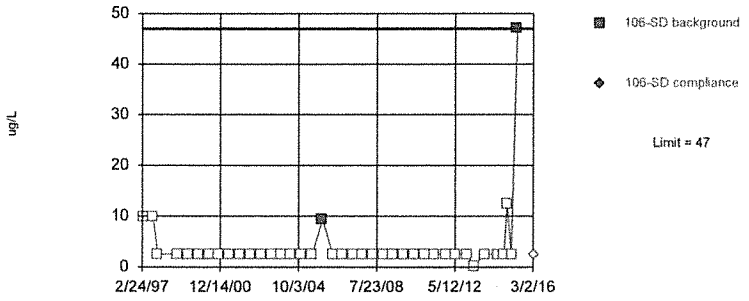

Non-parametric test used in lieu of parametric prediction limit because censored data exceeded 50%. Limit is highest of 40 background values. 95% NDs. Well-constituent pair annual alpha = 0.004602. Individual comparison alpha = 0.001152 (1 of 2). After outlier removal distribution was non-normal, so outlier results were invalidated.

Constituent: Copper Total Analysis Run 5/3/2016 9:16 AM
Bridgeton LF Client: RSI Data: BRIDGETON

Sanitas™ v.9.5.24 Software licensed to Jett Environmental Consulting, UG
Hollow symbols indicate censored values.

Within Limit

Prediction Limit

Intrawell Non-parametric

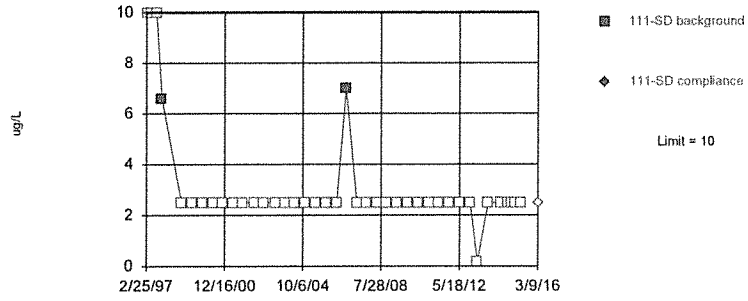

Non-parametric test used in lieu of parametric prediction limit because censored data exceeded 50%. Limit is highest of 40 background values. 95% NDs. Well-constituent pair annual alpha = 0.004602. Individual comparison alpha = 0.001152 (1 of 2). After outlier removal distribution was non-normal, so outlier results were invalidated.

Constituent: Copper Total Analysis Run 5/3/2016 9:16 AM
Bridgeton LF Client: RSI Data: BRIDGETON

Sanitas™ v.9.5.24 Software licensed to Jett Environmental Consulting, UG

Within Limit

Prediction Limit

Intrawell Parametric

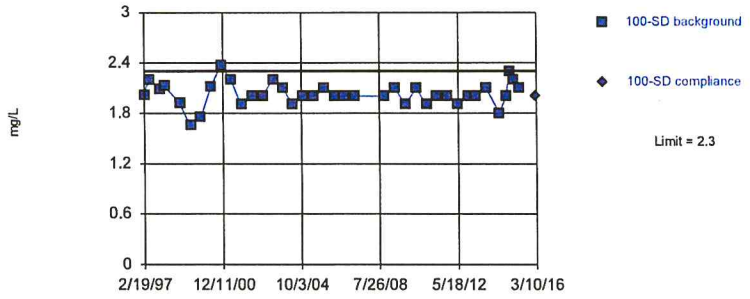

Background Data Summary (based on square transformation): Mean=4.129, Std. Dev.=0.5703, n=38. Normality test: Shapiro Wilk @alpha = 0.01, calculated = 0.9558, critical = 0.916. Kappa = 2.442 (c=34, w=4, 1 of 2, event alpha = 0.026). Report alpha = 0.0001937. Rosner's outlier test was performed on the background data. No background outliers were found.

Constituent: Fluoride Analysis Run 5/3/2016 9:16 AM

Bridgeton LF Client: RSI Data: BRIDGETON

Sanitas™ v.9.5.24 Software licensed to Jett Environmental Consulting, UG

Within Limit

Prediction Limit

Intrawell Parametric

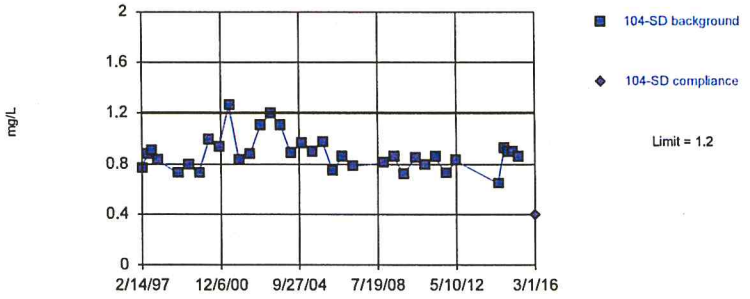

Background Data Summary (based on natural log transformation): Mean=-0.1392, Std. Dev.=0.1426, n=35. Normality test: Shapiro Wilk @alpha = 0.01, calculated = 0.9587, critical = 0.91. Kappa = 2.466 (c=34, w=4, 1 of 2, event alpha = 0.026). Report alpha = 0.0001937. Rosner's outlier test was performed on the background data. Three background outliers were removed: <0.1 (11/27/2012); 0.21 (4/11/2013); <0.1 (10/7/2013).

Constituent: Fluoride Analysis Run 5/3/2016 9:16 AM

Bridgeton LF Client: RSI Data: BRIDGETON

Sanitas™ v.9.5.24 Software licensed to Jett Environmental Consulting, UG

Within Limit

Prediction Limit

Intrawell Parametric

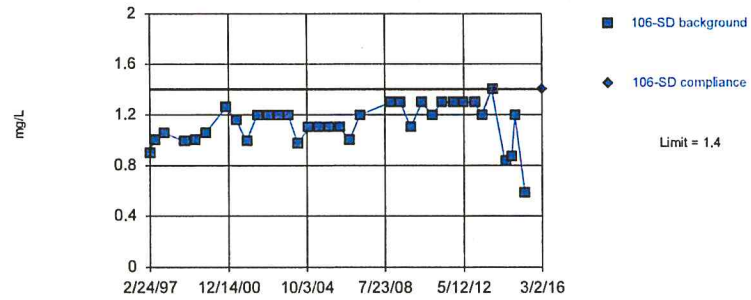

Background Data Summary (based on cube transformation): Mean=1.501, Std. Dev.=0.5812, n=35. Normality test: Shapiro Wilk @alpha = 0.01, calculated = 0.9638, critical = 0.91. Kappa = 2.466 (c=34, w=4, 1 of 2, event alpha = 0.026). Report alpha = 0.0001937. Rosner's outlier test was performed on the background data. Three background outliers were removed: <0.25 (8/28/1997); 2.24 (5/23/2000); 0.18 (2/4/2015).

Constituent: Fluoride Analysis Run 5/3/2016 9:16 AM

Bridgeton LF Client: RSI Data: BRIDGETON

Sanitas™ v.9.5.24 Software licensed to Jett Environmental Consulting, UG

Within Limit

Prediction Limit

Intrawell Parametric

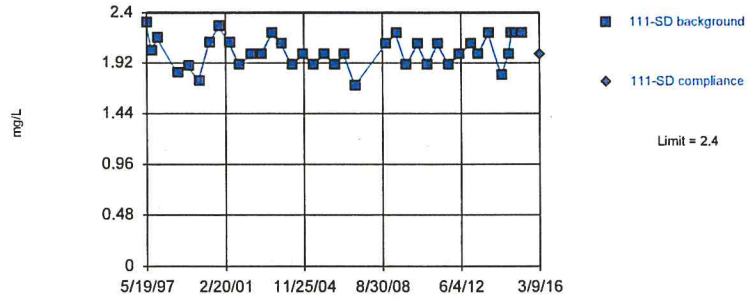

Background Data Summary (based on square transformation): Mean=4.126, Std. Dev.=0.5945, n=37. Normality test: Shapiro Wilk @alpha = 0.01, calculated = 0.9589, critical = 0.914. Kappa = 2.45 (c=34, w=4, 1 of 2, event alpha = 0.026). Report alpha = 0.0001937. Rosner's outlier test was performed on the background data. One background outlier was removed: 1.2 (2/25/1997).

Constituent: Fluoride Analysis Run 5/3/2016 9:16 AM

Bridgeton LF Client: RSI Data: BRIDGETON

Sanitas™ v.9.5.24 Software licensed to Jett Environmental Consulting, UG

Within Limit

Prediction Limit

Intrawell Parametric

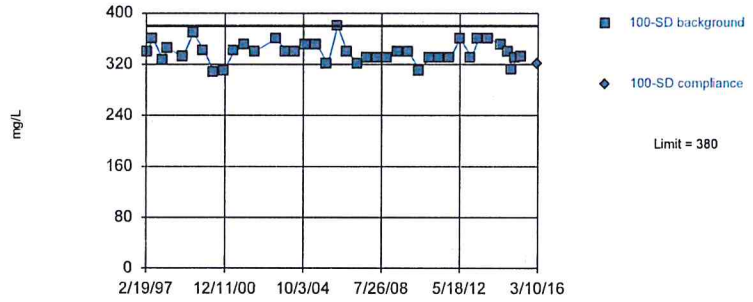

Background Data Summary (based on natural log transformation): Mean=5.824, Std. Dev.=0.04847, n=39. Normality test: Shapiro Wilk @alpha = 0.01, calculated = 0.9622, critical = 0.917. Kappa = 2.434 (c=34, w=4, 1 of 2, event alpha = 0.026). Report alpha = 0.0001937. Rosner's outlier test was performed on the background data. One background outlier was removed: 120 (11/19/2002).

Constituent: Hardness Total Analysis Run 5/3/2016 9:16 AM

Bridgeton LF Client: RSI Data: BRIDGETON

Sanitas™ v.9.5.24 Software licensed to Jett Environmental Consulting, UG

Within Limit

Prediction Limit

Intrawell Parametric

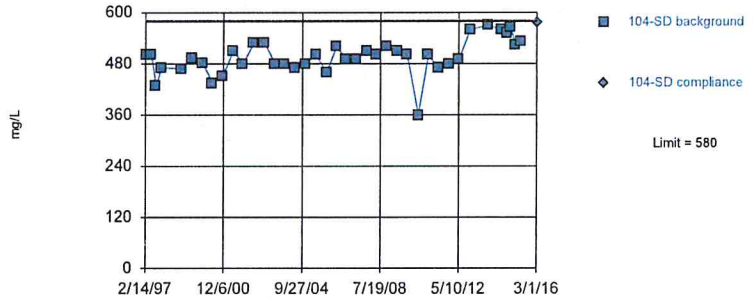

Background Data Summary (based on cube transformation): Mean=1.2e8, Std. Dev.=2.9e7, n=39. Normality test: Shapiro Wilk @alpha = 0.01, calculated = 0.9649, critical = 0.917. Kappa = 2.434 (c=34, w=4, 1 of 2, event alpha = 0.026). Report alpha = 0.0001937. Rosner's outlier test was performed on the background data. One background outlier was removed: 840 (4/11/2013).

Constituent: Hardness Total Analysis Run 5/3/2016 9:16 AM

Bridgeton LF Client: RSI Data: BRIDGETON

Sanitas™ v.9.5.24 Software licensed to Jett Environmental Consulting, UG

Exceeds Limit

Prediction Limit

Intrawell Parametric

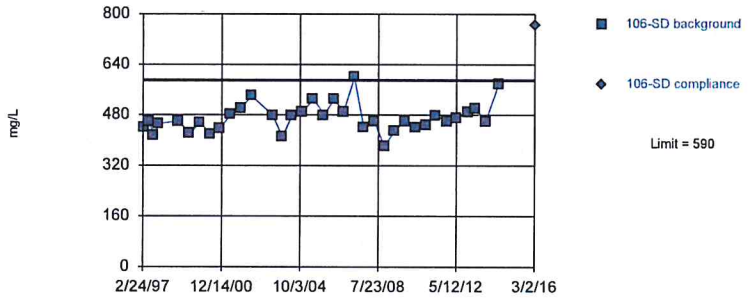

Background Data Summary (based on natural log transformation): Mean=6.15, Std. Dev.=0.09469, n=35. Normality test: Shapiro Wilk @alpha = 0.01, calculated = 0.9671, critical = 0.91. Kappa = 2.466 (c=34, w=4, 1 of 2, event alpha = 0.026). Report alpha = 0.0001937. Rosner's outlier test was performed on the background data. Five background outliers were removed: 180 (11/19/2002); 1300 (9/24/2014); 838 (11/20/2014); 1100 (2/4/2015); 817 (5/14/2015).

Constituent: Hardness Total Analysis Run 5/3/2016 9:16 AM

Bridgeton LF Client: RSI Data: BRIDGETON

Sanitas™ v.9.5.24 Software licensed to Jett Environmental Consulting, UG

Within Limit

Prediction Limit

Intrawell Parametric

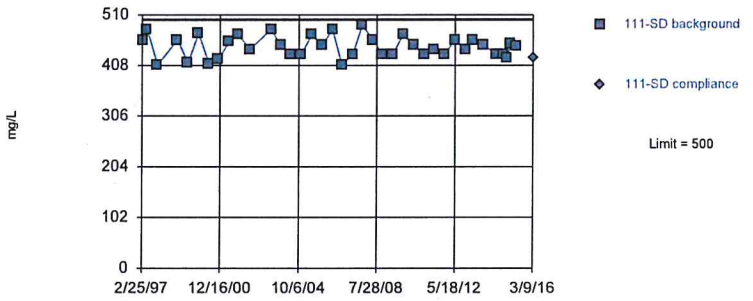

Background Data Summary (based on cube root transformation): Mean=7.638, Std. Dev.=0.1242, n=38. Normality test: Shapiro Wilk @alpha = 0.01, calculated = 0.9532, critical = 0.916. Kappa = 2.442 (c=34, w=4, 1 of 2, event alpha = 0.026). Report alpha = 0.0001937. Rosner's outlier test was performed on the background data. Two background outliers were removed: 37.1 (8/21/1997); 150 (11/19/2002).

Constituent: Hardness Total Analysis Run 5/3/2016 9:16 AM

Bridgeton LF Client: RSI Data: BRIDGETON

Sanitas™ v.9.5.24 Software licensed to Jett Environmental Consulting, UG

Within Limit

Prediction Limit

Intrawell Parametric

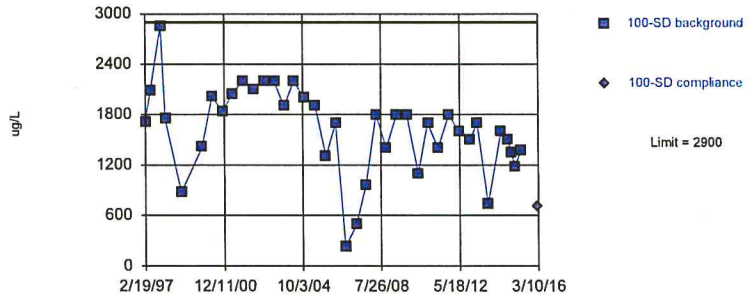

Background Data Summary: Mean=1623, Std. Dev.=514.4, n=39. Normality test: Shapiro Wilk @alpha = 0.01, calculated = 0.9632, critical = 0.917. Kappa = 2.434 (c=34, w=4, 1 of 2, event alpha = 0.026). Report alpha = 0.0001937. Rosner's outlier test was performed on the background data. One background outlier was removed: 3550 (5/18/1999).

Constituent: Iron Total Analysis Run 5/3/2016 9:16 AM

Bridgeton LF Client: RSI Data: BRIDGETON

Sanitas™ v.9.5.24 Software licensed to Jett Environmental Consulting, UG

Within Limit

Prediction Limit

Intrawell Parametric

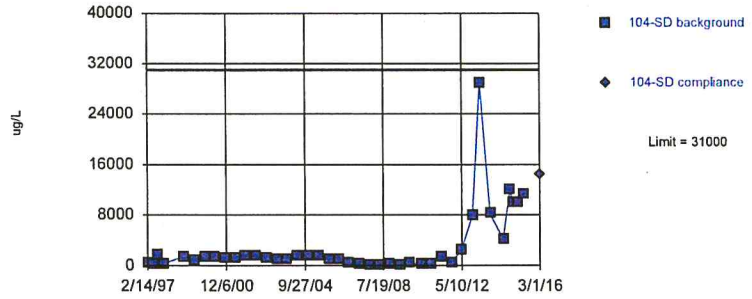

Background Data Summary (based on natural log transformation): Mean=7.096, Std. Dev.=1.332, n=40. Normality test: Shapiro Wilk @alpha = 0.01, calculated = 0.9354, critical = 0.919. Kappa = 2.426 (c=34, w=4, 1 of 2, event alpha = 0.026). Report alpha = 0.0001937. EPA 1989 outlier screening was performed on the background data (to establish suspected outliers for Dixon's/Rosner's). No background outliers were found.

Constituent: Iron Total Analysis Run 5/3/2016 9:16 AM

Bridgeton LF Client: RSI Data: BRIDGETON

Sanitas™ v.9.5.24 Software licensed to Jett Environmental Consulting, UG

Within Limit

Prediction Limit

Intrawell Parametric

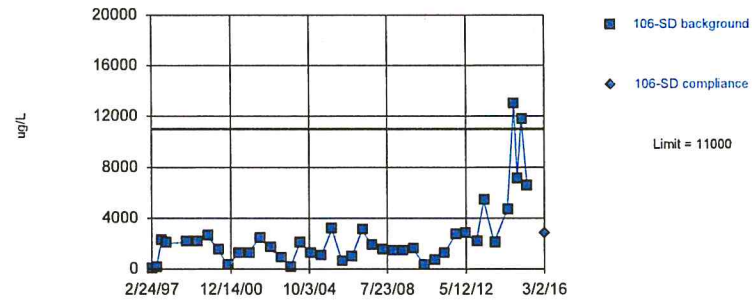

Background Data Summary (based on cube root transformation): Mean=12.37, Std. Dev.=4.148, n=40. Normality test: Shapiro Wilk @alpha = 0.01, calculated = 0.9425, critical = 0.919. Kappa = 2.426 (c=34, w=4, 1 of 2, event alpha = 0.026). Report alpha = 0.0001937. EPA 1989 outlier screening was performed on the background data (to establish suspected outliers for Dixon's/Rosner's). No background outliers were found.

Constituent: Iron Total Analysis Run 5/3/2016 9:16 AM

Bridgeton LF Client: RSI Data: BRIDGETON

Sanitas™ v.9.5.24 Software licensed to Jett Environmental Consulting, UG

Within Limit

Prediction Limit

Intrawell Parametric

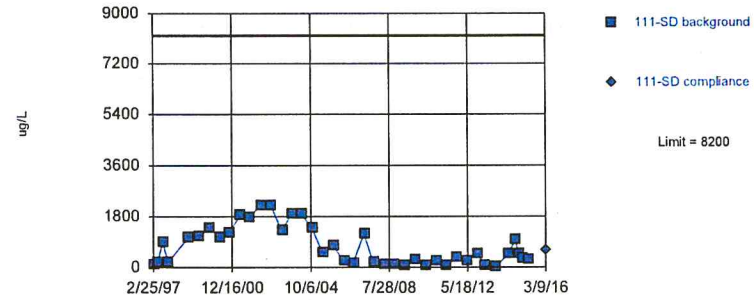

Background Data Summary (based on natural log transformation): Mean=6.026, Std. Dev.=1.228, n=40. Normality test: Shapiro Wilk @alpha = 0.01, calculated = 0.9369, critical = 0.919. Kappa = 2.426 (c=34, w=4, 1 of 2, event alpha = 0.026). Report alpha = 0.0001937. EPA 1989 outlier screening was performed on the background data (to establish suspected outliers for Dixon's/Rosner's). No background outliers were found.

Constituent: Iron Total Analysis Run 5/3/2016 9:16 AM

Bridgeton LF Client: RSI Data: BRIDGETON

Sanitas™ v.9.5.24 Software licensed to Jett Environmental Consulting, UG
Hollow symbols indicate censored values.

Within Limit

Prediction Limit

Intrawell Non-parametric

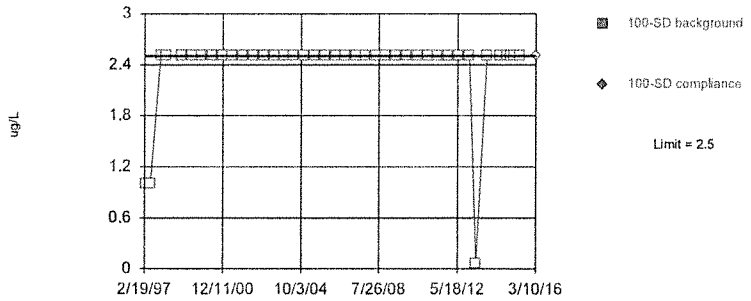

Non-parametric test used in lieu of parametric prediction limit because censored data exceeded 50%. Limit is highest of 40 background values. 100% NDs. Well-constituent pair annual alpha = 0.004602. Individual comparison alpha = 0.001152 (1 of 2). After outlier removal distribution was non-normal, so outlier results were invalidated.

Constituent: Lead Total Analysis Run 5/3/2016 9:16 AM

Bridgeton LF Client: RSI Data: BRIDGETON

Sanitas™ v.9.5.24 Software licensed to Jett Environmental Consulting, UG
Hollow symbols indicate censored values.

Within Limit

Prediction Limit

Intrawell Non-parametric

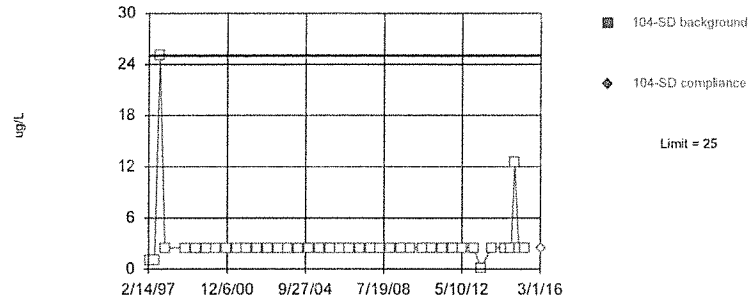

Non-parametric test used in lieu of parametric prediction limit because censored data exceeded 50%. Limit is highest of 40 background values. 100% NDs. Well-constituent pair annual alpha = 0.004602. Individual comparison alpha = 0.001152 (1 of 2). After outlier removal distribution was non-normal, so outlier results were invalidated.

Constituent: Lead Total Analysis Run 5/3/2016 9:16 AM

Bridgeton LF Client: RSI Data: BRIDGETON

Sanitas™ v.9.5.24 Software licensed to Jett Environmental Consulting, UG
Hollow symbols indicate censored values.

Within Limit

Prediction Limit

Intrawell Non-parametric

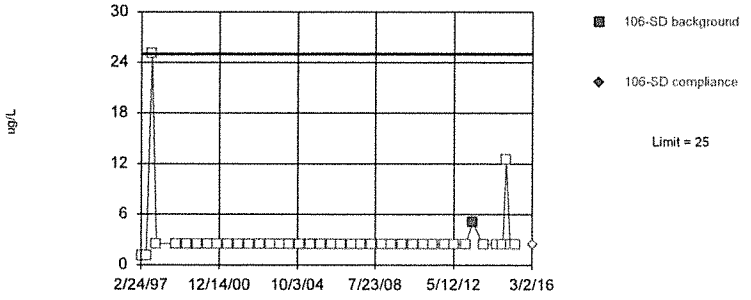

Non-parametric test used in lieu of parametric prediction limit because censored data exceeded 50%. Limit is highest of 40 background values. 97.5% NDs. Well-constituent pair annual alpha = 0.004602. Individual comparison alpha = 0.001152 (1 of 2). After outlier removal distribution was non-normal, so outlier results were invalidated.

Constituent: Lead Total Analysis Run 5/3/2016 9:16 AM

Bridgeton LF Client: RSI Data: BRIDGETON

Sanitas™ v.9.5.24 Software licensed to Jett Environmental Consulting, UG
Hollow symbols indicate censored values.

Within Limit

Prediction Limit

Intrawell Non-parametric

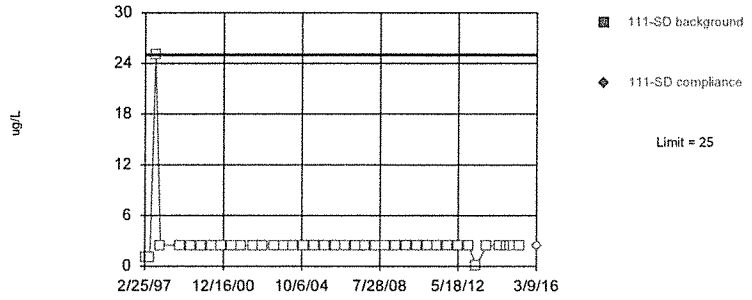

Non-parametric test used in lieu of parametric prediction limit because censored data exceeded 50%. Limit is highest of 40 background values. 100% NDs. Well-constituent pair annual alpha = 0.004602. Individual comparison alpha = 0.001152 (1 of 2). After outlier removal distribution was non-normal, so outlier results were invalidated.

Constituent: Lead Total Analysis Run 5/3/2016 9:16 AM

Bridgeton LF Client: RSI Data: BRIDGETON

Sanitas™ v.9.5.24 Software licensed to Jett Environmental Consulting, UG

Within Limit

Prediction Limit

Intrawell Parametric

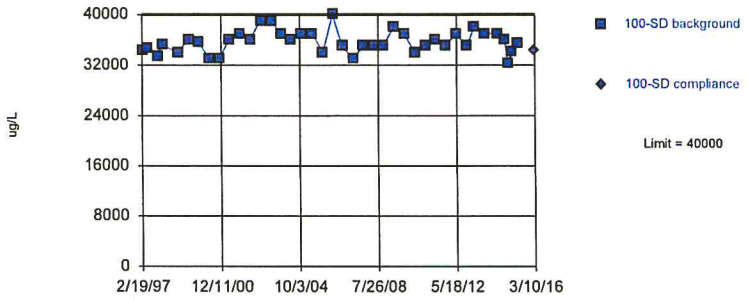

Background Data Summary (based on natural log transformation): Mean=10.48, Std. Dev.=0.04911, n=40. Normality test: Shapiro Wilk @alpha = 0.01, calculated = 0.9731, critical = 0.919. Kappa = 2.426 (c=34, w=4, 1 of 2, event alpha = 0.026). Report alpha = 0.0001937. EPA 1989 outlier screening was performed on the background data (to establish suspected outliers for Dixon's/Rosner's). No background outliers were found.

Constituent: Magnesium Total Analysis Run 5/3/2016 9:16 AM

Bridgeton LF Client: RSI Data: BRIDGETON

Sanitas™ v.9.5.24 Software licensed to Jett Environmental Consulting, UG

Exceeds Limit

Prediction Limit

Intrawell Parametric

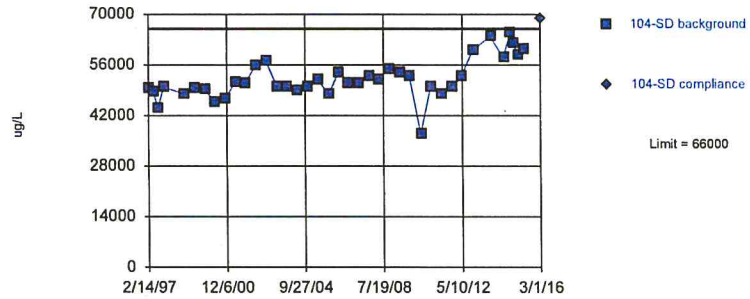

Background Data Summary (based on square root transformation): Mean=228.1, Std. Dev.=12.08, n=39. Normality test: Shapiro Wilk @alpha = 0.01, calculated = 0.9487, critical = 0.917. Kappa = 2.434 (c=34, w=4, 1 of 2, event alpha = 0.026). Report alpha = 0.0001937. Rosner's outlier test was performed on the background data. One background outlier was removed: 100000 (4/11/2013).

Constituent: Magnesium Total Analysis Run 5/3/2016 9:16 AM

Bridgeton LF Client: RSI Data: BRIDGETON

Sanitas™ v.9.5.24 Software licensed to Jett Environmental Consulting, UG

Exceeds Limit

Prediction Limit

Intrawell Parametric

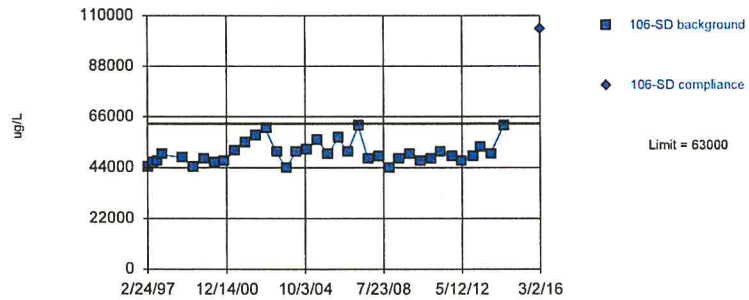

Background Data Summary (based on natural log transformation): Mean=10.82, Std. Dev.=0.09234, n=36. Normality test: Shapiro Wilk @alpha = 0.01, calculated = 0.9134, critical = 0.912. Kappa = 2.458 (c=34, w=4, 1 of 2, event alpha = 0.026). Report alpha = 0.0001937. Rosner's outlier test was performed on the background data. Four background outliers were removed: 190000 (9/24/2014); 119000 (11/20/2014); 160000 (2/4/2015); 120000 (5/14/2015).

Constituent: Magnesium Total Analysis Run 5/3/2016 9:16 AM

Bridgeton LF Client: RSI Data: BRIDGETON

Sanitas™ v.9.5.24 Software licensed to Jett Environmental Consulting, UG

Within Limit

Prediction Limit

Intrawell Parametric

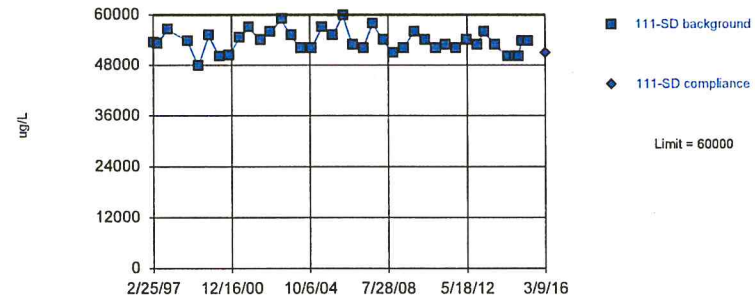

Background Data Summary (based on natural log transformation): Mean=10.89, Std. Dev.=0.0489, n=39. Normality test: Shapiro Wilk @alpha = 0.01, calculated = 0.9842, critical = 0.917. Kappa = 2.434 (c=34, w=4, 1 of 2, event alpha = 0.026). Report alpha = 0.0001937. Rosner's outlier test was performed on the background data. One background outlier was removed: 3810 (8/21/1997).

Constituent: Magnesium Total Analysis Run 5/3/2016 9:16 AM

Bridgeton LF Client: RSI Data: BRIDGETON

Sanitas™ v.9.5.24 Software licensed to Jett Environmental Consulting, UG

Within Limit

Prediction Limit

Intrawell Non-parametric

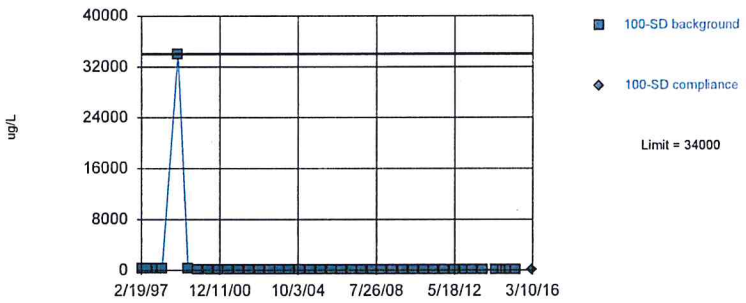

Non-parametric test used in lieu of parametric prediction limit because the Shapiro Wilk normality test showed the data to be non-normal at the 0.01 alpha level. Limit is highest of 40 background values. Well-constituent pair annual alpha = 0.004602. Individual comparison alpha = 0.001152 (1 of 2). After outlier removal distribution was non-normal, so outlier results were invalidated.

Constituent: Manganese Total Analysis Run 5/3/2016 9:16 AM

Bridgeton LF Client: RSI Data: BRIDGETON

Sanitas™ v.9.5.24 Software licensed to Jett Environmental Consulting, UG

Within Limit

Prediction Limit

Intrawell Parametric

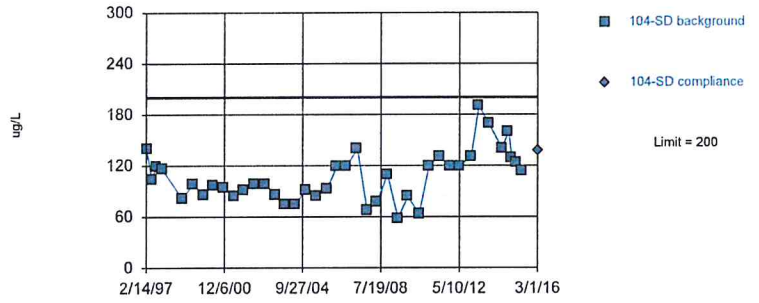

Background Data Summary (based on natural log transformation): Mean=4.643, Std. Dev.=0.2679, n=40. Normality test: Shapiro Wilk @alpha = 0.01, calculated = 0.9844, critical = 0.919. Kappa = 2.426 (c=34, w=4, 1 of 2, event alpha = 0.026). Report alpha = 0.0001937. EPA 1989 outlier screening was performed on the background data (to establish suspected outliers for Dixon's/Rosner's). No background outliers were found.

Constituent: Manganese Total Analysis Run 5/3/2016 9:16 AM

Bridgeton LF Client: RSI Data: BRIDGETON

Sanitas™ v.9.5.24 Software licensed to Jett Environmental Consulting, UG

Within Limit

Prediction Limit

Intrawell Parametric

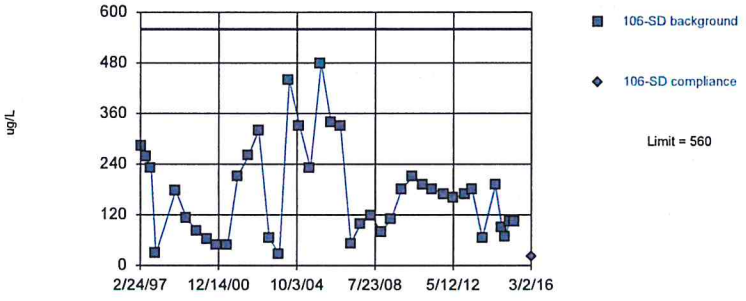

Background Data Summary (based on cube root transformation): Mean=5.302, Std. Dev.=1.222, n=40. Normality test: Shapiro Wilk @alpha = 0.01, calculated = 0.9728, critical = 0.919. Kappa = 2.426 (c=34, w=4, 1 of 2, event alpha = 0.026). Report alpha = 0.0001937. EPA 1989 outlier screening was performed on the background data (to establish suspected outliers for Dixon's/Rosner's). No background outliers were found.

Constituent: Manganese Total Analysis Run 5/3/2016 9:16 AM

Bridgeton LF Client: RSI Data: BRIDGETON

Sanitas™ v.9.5.24 Software licensed to Jett Environmental Consulting, UG

Hollow symbols indicate censored values.

Within Limit

Prediction Limit

Intrawell Non-parametric

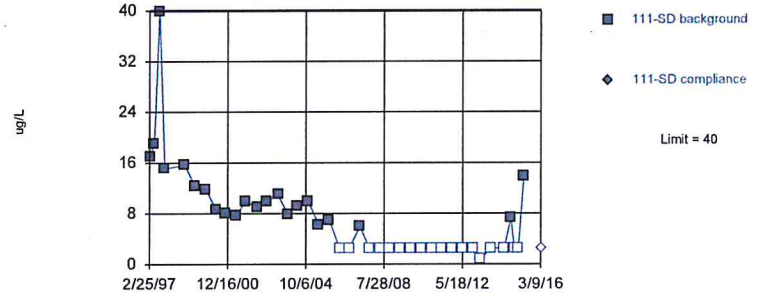

Non-parametric test used in lieu of parametric prediction limit because the Shapiro Wilk normality test showed the data to be non-normal at the 0.01 alpha level. Limit is highest of 40 background values. 45% NDs. Well-constituent pair annual alpha = 0.004602. Individual comparison alpha = 0.001152 (1 of 2). After outlier removal distribution was non-normal, so outlier results were invalidated.

Constituent: Manganese Total Analysis Run 5/3/2016 9:16 AM

Bridgeton LF Client: RSI Data: BRIDGETON

Sanitas™ v.9.5.24 Software licensed to Jett Environmental Consulting, UG
Hollow symbols indicate censored values.

Within Limit

Prediction Limit

Intrawell Non-parametric

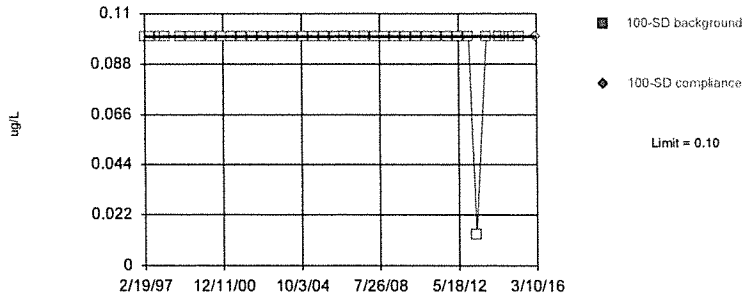

Non-parametric test used in lieu of parametric prediction limit because censored data exceeded 50%. Limit is highest of 40 background values. 100% NDs. Well-constituent pair annual alpha = 0.004602. Individual comparison alpha = 0.001152 (1 of 2). After outlier removal distribution was non-normal, so outlier results were invalidated.

Constituent: Mercury Total Analysis Run 5/3/2016 9:16 AM
Bridgeton LF Client: RSI Data: BRIDGETON

Sanitas™ v.9.5.24 Software licensed to Jett Environmental Consulting, UG
Hollow symbols indicate censored values.

Within Limit

Prediction Limit

Intrawell Non-parametric

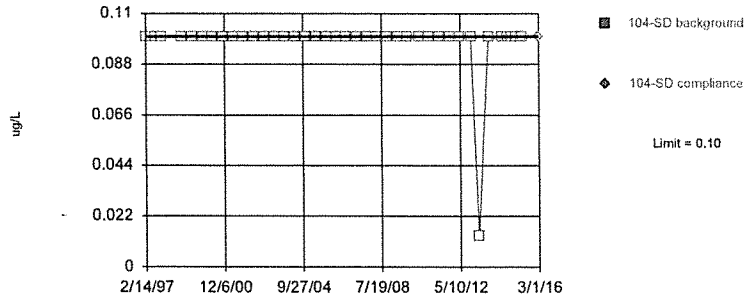

Non-parametric test used in lieu of parametric prediction limit because censored data exceeded 50%. Limit is highest of 40 background values. 100% NDs. Well-constituent pair annual alpha = 0.004602. Individual comparison alpha = 0.001152 (1 of 2). After outlier removal distribution was non-normal, so outlier results were invalidated.

Constituent: Mercury Total Analysis Run 5/3/2016 9:16 AM
Bridgeton LF Client: RSI Data: BRIDGETON

Sanitas™ v.9.5.24 Software licensed to Jett Environmental Consulting, UG
Hollow symbols indicate censored values.

Within Limit

Prediction Limit

Intrawell Non-parametric

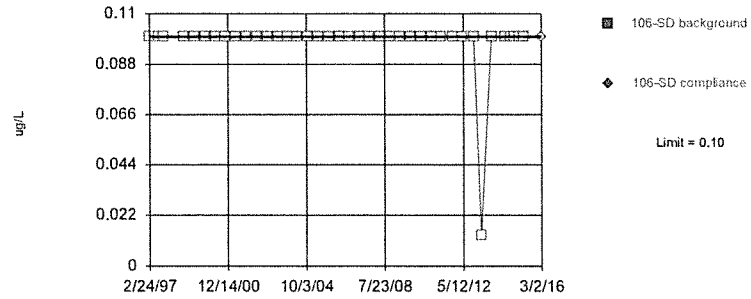

Non-parametric test used in lieu of parametric prediction limit because censored data exceeded 50%. Limit is highest of 40 background values. 100% NDs. Well-constituent pair annual alpha = 0.004602. Individual comparison alpha = 0.001152 (1 of 2). After outlier removal distribution was non-normal, so outlier results were invalidated.

Constituent: Mercury Total Analysis Run 5/3/2016 9:16 AM
Bridgeton LF Client: RSI Data: BRIDGETON

Sanitas™ v.9.5.24 Software licensed to Jett Environmental Consulting, UG
Hollow symbols indicate censored values.

Within Limit

Prediction Limit

Intrawell Non-parametric

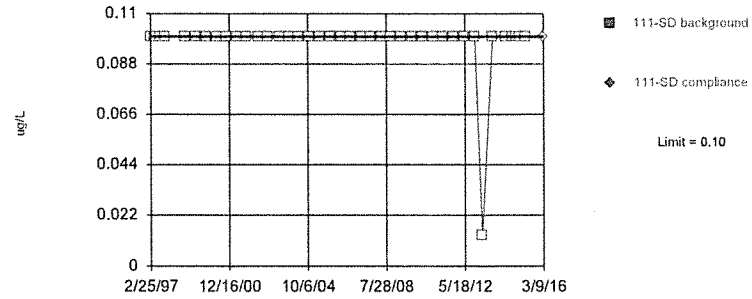

Non-parametric test used in lieu of parametric prediction limit because censored data exceeded 50%. Limit is highest of 40 background values. 100% NDs. Well-constituent pair annual alpha = 0.004602. Individual comparison alpha = 0.001152 (1 of 2). After outlier removal distribution was non-normal, so outlier results were invalidated.

Constituent: Mercury Total Analysis Run 5/3/2016 9:16 AM
Bridgeton LF Client: RSI Data: BRIDGETON

Sanitas™ v.9.5.24 Software licensed to Jett Environmental Consulting, UG
Hollow symbols indicate censored values.

Within Limit

Prediction Limit

Intrawell Non-parametric

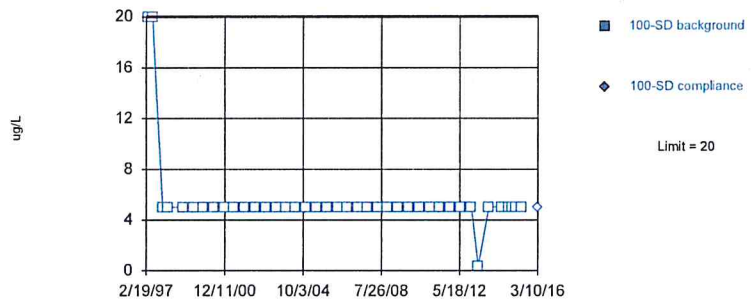

Non-parametric test used in lieu of parametric prediction limit because censored data exceeded 50%. Limit is highest of 40 background values. 100% NDs. Well-constituent pair annual alpha = 0.004602. Individual comparison alpha = 0.001152 (1 of 2). After outlier removal distribution was non-normal, so outlier results were invalidated.

Constituent: Nickel Total Analysis Run 5/3/2016 9:16 AM
Bridgeton LF Client: RSI Data: BRIDGETON

Sanitas™ v.9.5.24 Software licensed to Jett Environmental Consulting, UG
Hollow symbols indicate censored values.

Exceeds Limit

Prediction Limit

Intrawell Non-parametric

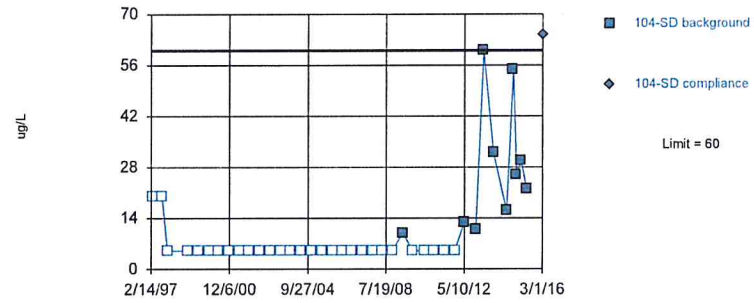

Non-parametric test used in lieu of parametric prediction limit because censored data exceeded 50%. Limit is highest of 40 background values. 75% NDs. Well-constituent pair annual alpha = 0.004602. Individual comparison alpha = 0.001152 (1 of 2). After outlier removal distribution was non-normal, so outlier results were invalidated.

Constituent: Nickel Total Analysis Run 5/3/2016 9:16 AM
Bridgeton LF Client: RSI Data: BRIDGETON

Sanitas™ v.9.5.24 Software licensed to Jett Environmental Consulting, UG
Hollow symbols indicate censored values.

Within Limit

Prediction Limit

Intrawell Non-parametric

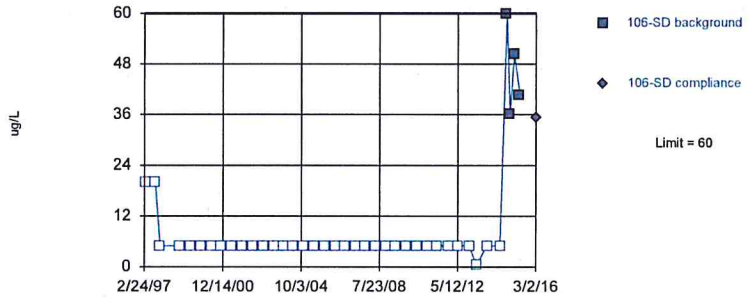

Non-parametric test used in lieu of parametric prediction limit because censored data exceeded 50%. Limit is highest of 40 background values. 90% NDs. Well-constituent pair annual alpha = 0.004602. Individual comparison alpha = 0.001152 (1 of 2). After outlier removal distribution was non-normal, so outlier results were invalidated.

Constituent: Nickel Total Analysis Run 5/3/2016 9:16 AM
Bridgeton LF Client: RSI Data: BRIDGETON

Sanitas™ v.9.5.24 Software licensed to Jett Environmental Consulting, UG
Hollow symbols indicate censored values.

Within Limit

Prediction Limit

Intrawell Non-parametric

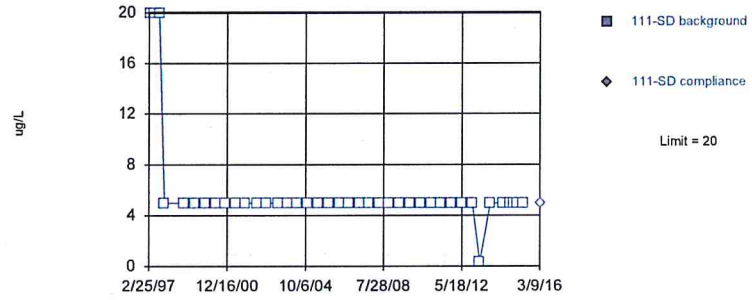

Non-parametric test used in lieu of parametric prediction limit because censored data exceeded 50%. Limit is highest of 40 background values. 100% NDs. Well-constituent pair annual alpha = 0.004602. Individual comparison alpha = 0.001152 (1 of 2). After outlier removal distribution was non-normal, so outlier results were invalidated.

Constituent: Nickel Total Analysis Run 5/3/2016 9:16 AM
Bridgeton LF Client: RSI Data: BRIDGETON

Sanitas™ v.9.5.24 Software licensed to Jett Environmental Consulting. UG
Hollow symbols indicate censored values.

Within Limit

Prediction Limit

Intrawell Non-parametric

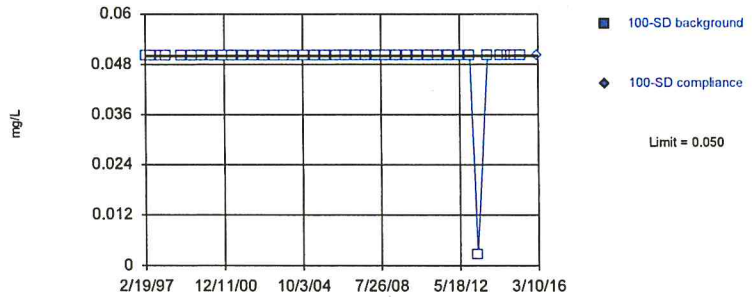

Non-parametric test used in lieu of parametric prediction limit because censored data exceeded 50%. Limit is highest of 40 background values. 100% NDs. Well-constituent pair annual alpha = 0.004602. Individual comparison alpha = 0.001152 (1 of 2). After outlier removal distribution was non-normal, so outlier results were invalidated.

Constituent: Nitrate/Nitrite Analysis Run 5/3/2016 9:16 AM
Bridgeton LF Client: RSI Data: BRIDGETON

Sanitas™ v.9.5.24 Software licensed to Jett Environmental Consulting. UG
Hollow symbols indicate censored values.

Within Limit

Prediction Limit

Intrawell Non-parametric

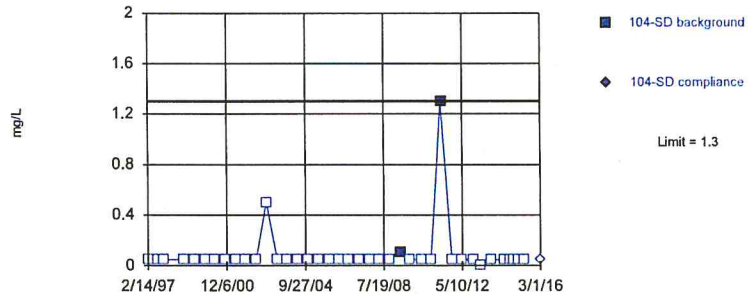

Non-parametric test used in lieu of parametric prediction limit because censored data exceeded 50%. Limit is highest of 40 background values. 95% NDs. Well-constituent pair annual alpha = 0.004602. Individual comparison alpha = 0.001152 (1 of 2). After outlier removal distribution was non-normal, so outlier results were invalidated.

Constituent: Nitrate/Nitrite Analysis Run 5/3/2016 9:16 AM
Bridgeton LF Client: RSI Data: BRIDGETON

Sanitas™ v.9.5.24 Software licensed to Jett Environmental Consulting. UG
Hollow symbols indicate censored values.

Within Limit

Prediction Limit

Intrawell Non-parametric

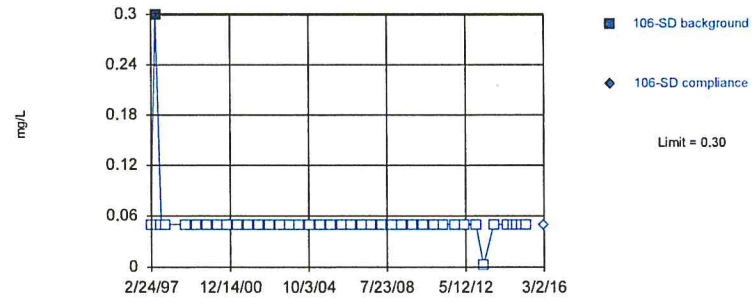

Non-parametric test used in lieu of parametric prediction limit because censored data exceeded 50%. Limit is highest of 40 background values. 97.5% NDs. Well-constituent pair annual alpha = 0.004602. Individual comparison alpha = 0.001152 (1 of 2). After outlier removal distribution was non-normal, so outlier results were invalidated.

Constituent: Nitrate/Nitrite Analysis Run 5/3/2016 9:16 AM
Bridgeton LF Client: RSI Data: BRIDGETON

Sanitas™ v.9.5.24 Software licensed to Jett Environmental Consulting. UG
Hollow symbols indicate censored values.

Within Limit

Prediction Limit

Intrawell Non-parametric

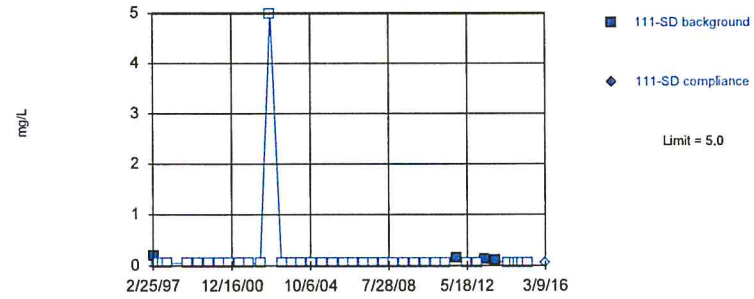

Non-parametric test used in lieu of parametric prediction limit because censored data exceeded 50%. Limit is highest of 40 background values. 90% NDs. Well-constituent pair annual alpha = 0.004602. Individual comparison alpha = 0.001152 (1 of 2). After outlier removal distribution was non-normal, so outlier results were invalidated.

Constituent: Nitrate/Nitrite Analysis Run 5/3/2016 9:16 AM
Bridgeton LF Client: RSI Data: BRIDGETON

Sanitas™ v.9.5.24 Software licensed to Jett Environmental Consulting, UG

Within Limits

Prediction Limit

Intrawell Parametric

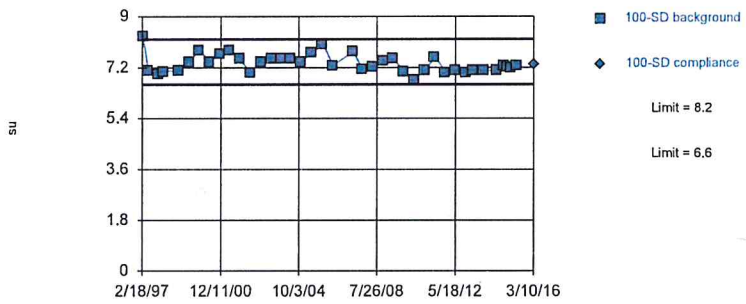

Background Data Summary (based on natural log transformation): Mean=1.993, Std. Dev.=0.04354, n=39. Normality test: Shapiro Wilk @alpha = 0.01, calculated = 0.942, critical = 0.917. Kappa = 2.434 (c=34, w=4, 1 of 2, event alpha = 0.026). Report alpha = 0.0001937. Rosner's outlier test was performed on the background data. One background outlier was removed: 8.5 (11/8/2006).

Constituent: pH [Field] Analysis Run 5/3/2016 9:16 AM

Bridgeton LF Client: RSI Data: BRIDGETON

Sanitas™ v.9.5.24 Software licensed to Jett Environmental Consulting, UG

Within Limits

Prediction Limit

Intrawell Parametric

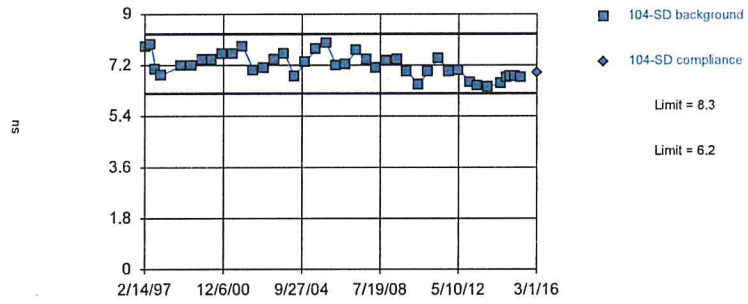

Background Data Summary (based on natural log transformation): Mean=1.97, Std. Dev.=0.05879, n=40. Normality test: Shapiro Wilk @alpha = 0.01, calculated = 0.9631, critical = 0.919. Kappa = 2.426 (c=34, w=4, 1 of 2, event alpha = 0.026). Report alpha = 0.0001937. EPA 1989 outlier screening was performed on the background data (to establish suspected outliers for Dixon's/Rosner's). No background outliers were found.

Constituent: pH [Field] Analysis Run 5/3/2016 9:16 AM

Bridgeton LF Client: RSI Data: BRIDGETON

Sanitas™ v.9.5.24 Software licensed to Jett Environmental Consulting, UG

Within Limits

Prediction Limit

Intrawell Parametric

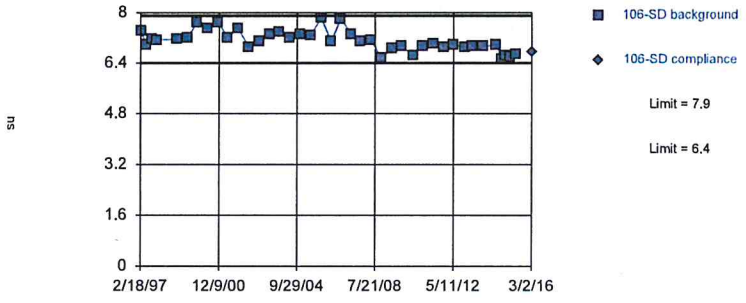

Background Data Summary (based on natural log transformation): Mean=1.961, Std. Dev.=0.04615, n=40. Normality test: Shapiro Wilk @alpha = 0.01, calculated = 0.9633, critical = 0.919. Kappa = 2.426 (c=34, w=4, 1 of 2, event alpha = 0.026). Report alpha = 0.0001937. EPA 1989 outlier screening was performed on the background data (to establish suspected outliers for Dixon's/Rosner's). No background outliers were found.

Constituent: pH [Field] Analysis Run 5/3/2016 9:16 AM

Bridgeton LF Client: RSI Data: BRIDGETON

Sanitas™ v.9.5.24 Software licensed to Jett Environmental Consulting, UG

Within Limits

Prediction Limit

Intrawell Parametric

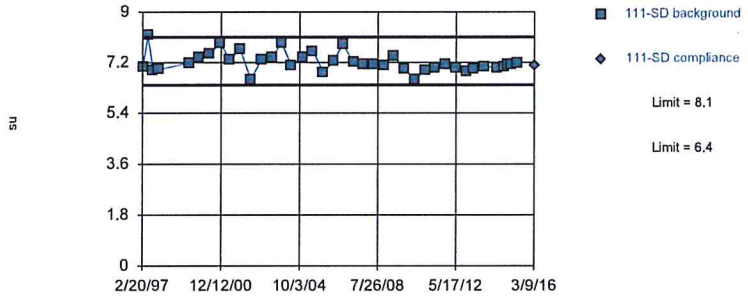

Background Data Summary (based on natural log transformation): Mean=1.976, Std. Dev.=0.04679, n=39. Normality test: Shapiro Wilk @alpha = 0.01, calculated = 0.9391, critical = 0.917. Kappa = 2.434 (c=34, w=4, 1 of 2, event alpha = 0.026). Report alpha = 0.0001937. Rosner's outlier test was performed on the background data. One background outlier was removed: 5.2 (11/12/1998).

Constituent: pH [Field] Analysis Run 5/3/2016 9:16 AM

Bridgeton LF Client: RSI Data: BRIDGETON

Sanitas™ v.9.5.24 Software licensed to Jett Environmental Consulting, UG
Hollow symbols indicate censored values.

Within Limit

Prediction Limit

Intrawell Non-parametric

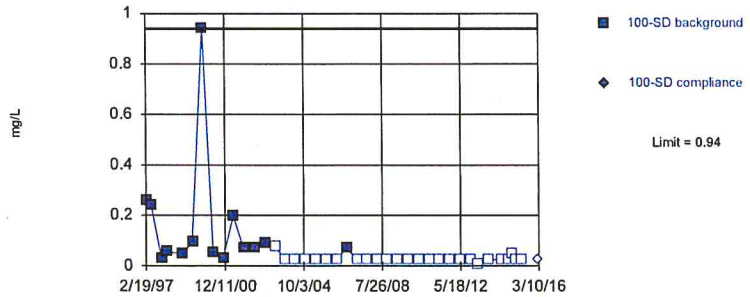

Non-parametric test used in lieu of parametric prediction limit because censored data exceeded 50%. Limit is highest of 40 background values. 65% NDs. Well-constituent pair annual alpha = 0.004602. Individual comparison alpha = 0.001152 (1 of 2). After outlier removal distribution was non-normal, so outlier results were invalidated.

Constituent: Phosphorus Total Analysis Run 5/3/2016 9:16 AM
Bridgeton LF Client: RSI Data: BRIDGETON

Sanitas™ v.9.5.24 Software licensed to Jett Environmental Consulting, UG
Hollow symbols indicate censored values.

Within Limit

Prediction Limit

Intrawell Parametric

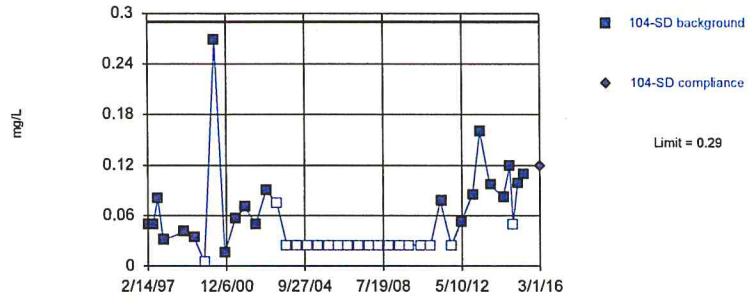

Background Data Summary (based on natural log transformation) (after Kaplan-Meier Adjustment): Mean=-3.189, Std. Dev.=0.7998, n=40, 47.5% NDs. Normality test: Shapiro Wilk @alpha = 0.01, calculated = 0.9209, critical = 0.919. Kappa = 2.426 (c=34, w=4, 1 of 2, event alpha = 0.026). Report alpha = 0.0001937. After outlier removal distribution was non-normal, so outlier results were invalidated.

Constituent: Phosphorus Total Analysis Run 5/3/2016 9:16 AM
Bridgeton LF Client: RSI Data: BRIDGETON

Sanitas™ v.9.5.24 Software licensed to Jett Environmental Consulting, UG
Hollow symbols indicate censored values.

Within Limit

Prediction Limit

Intrawell Parametric

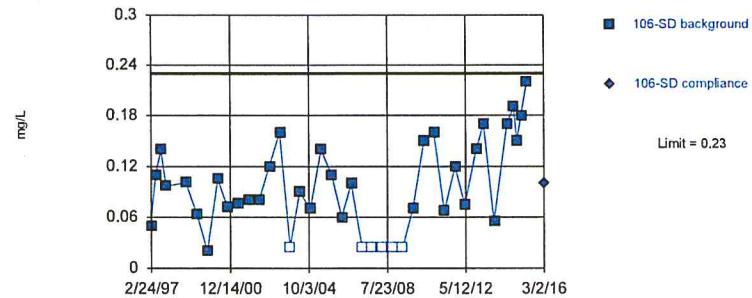

Background Data Summary: Mean=0.09779, Std. Dev.=0.05309, n=40, 15% NDs. Normality test: Shapiro Wilk @alpha = 0.01, calculated = 0.9491, critical = 0.919. Kappa = 2.426 (c=34, w=4, 1 of 2, event alpha = 0.026). Report alpha = 0.0001937. EPA 1989 outlier screening was performed on the background data (to establish suspected outliers for Dixon's/Rosner's). No background outliers were found.

Constituent: Phosphorus Total Analysis Run 5/3/2016 9:16 AM
Bridgeton LF Client: RSI Data: BRIDGETON

Sanitas™ v.9.5.24 Software licensed to Jett Environmental Consulting, UG
Hollow symbols indicate censored values.

Within Limit

Prediction Limit

Intrawell Non-parametric

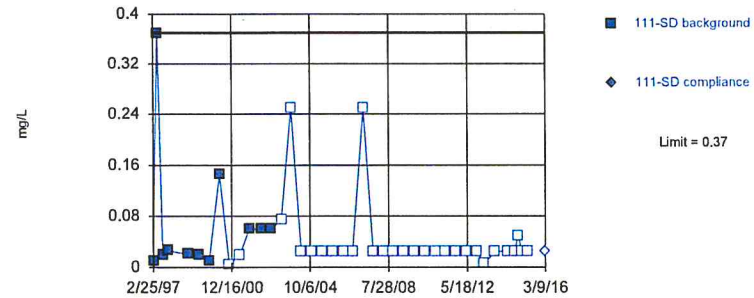

Non-parametric test used in lieu of parametric prediction limit because censored data exceeded 50%. Limit is highest of 40 background values. 72.5% NDs. Well-constituent pair annual alpha = 0.004602. Individual comparison alpha = 0.001152 (1 of 2). After outlier removal distribution was non-normal, so outlier results were invalidated.

Constituent: Phosphorus Total Analysis Run 5/3/2016 9:16 AM
Bridgeton LF Client: RSI Data: BRIDGETON

Sanitas™ v.9.5.24 Software licensed to Jett Environmental Consulting, UG
Hollow symbols indicate censored values.

Within Limit

Prediction Limit

Intrawell Non-parametric

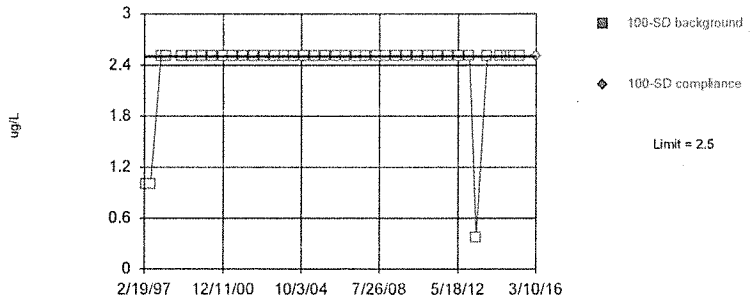

Non-parametric test used in lieu of parametric prediction limit because censored data exceeded 50%. Limit is highest of 40 background values. 100% NDs. Well-constituent pair annual alpha = 0.004602. Individual comparison alpha = 0.001152 (1 of 2). After outlier removal distribution was non-normal, so outlier results were invalidated.

Constituent: Selenium Total Analysis Run 5/3/2016 9:16 AM

Bridgeton LF Client: RSI Data: BRIDGETON

Sanitas™ v.9.5.24 Software licensed to Jett Environmental Consulting, UG
Hollow symbols indicate censored values.

Within Limit

Prediction Limit

Intrawell Non-parametric

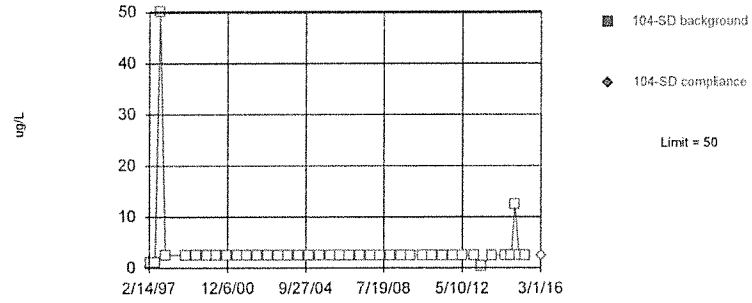

Non-parametric test used in lieu of parametric prediction limit because censored data exceeded 50%. Limit is highest of 40 background values. 100% NDs. Well-constituent pair annual alpha = 0.004602. Individual comparison alpha = 0.001152 (1 of 2). After outlier removal distribution was non-normal, so outlier results were invalidated.

Constituent: Selenium Total Analysis Run 5/3/2016 9:16 AM

Bridgeton LF Client: RSI Data: BRIDGETON

Sanitas™ v.9.5.24 Software licensed to Jett Environmental Consulting, UG
Hollow symbols indicate censored values.

Within Limit

Prediction Limit

Intrawell Non-parametric

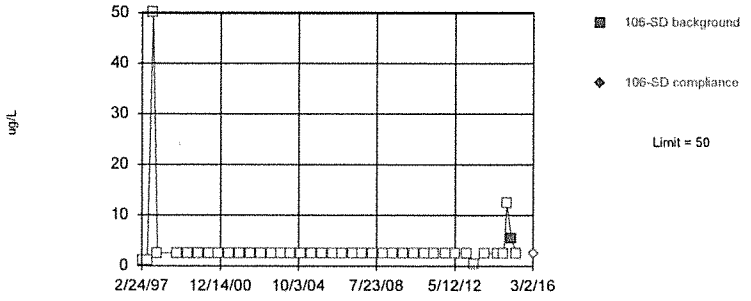

Non-parametric test used in lieu of parametric prediction limit because censored data exceeded 50%. Limit is highest of 40 background values. 97.5% NDs. Well-constituent pair annual alpha = 0.004602. Individual comparison alpha = 0.001152 (1 of 2). After outlier removal distribution was non-normal, so outlier results were invalidated.

Constituent: Selenium Total Analysis Run 5/3/2016 9:16 AM

Bridgeton LF Client: RSI Data: BRIDGETON

Sanitas™ v.9.5.24 Software licensed to Jett Environmental Consulting, UG
Hollow symbols indicate censored values.

Within Limit

Prediction Limit

Intrawell Non-parametric

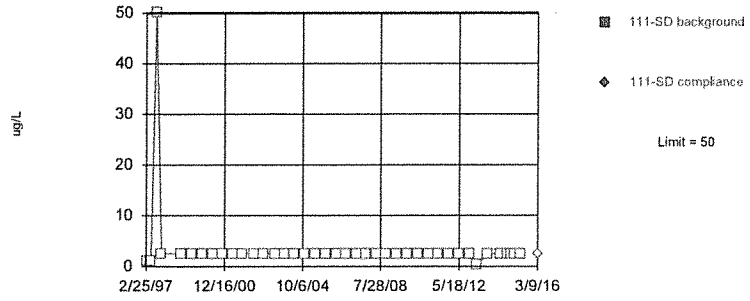

Non-parametric test used in lieu of parametric prediction limit because censored data exceeded 50%. Limit is highest of 40 background values. 100% NDs. Well-constituent pair annual alpha = 0.004602. Individual comparison alpha = 0.001152 (1 of 2). After outlier removal distribution was non-normal, so outlier results were invalidated.

Constituent: Selenium Total Analysis Run 5/3/2016 9:16 AM

Bridgeton LF Client: RSI Data: BRIDGETON

Sanitas™ v.9.5.24 Software licensed to Jett Environmental Consulting, UG
Hollow symbols indicate censored values.

Within Limit

Prediction Limit

Intrawell Non-parametric

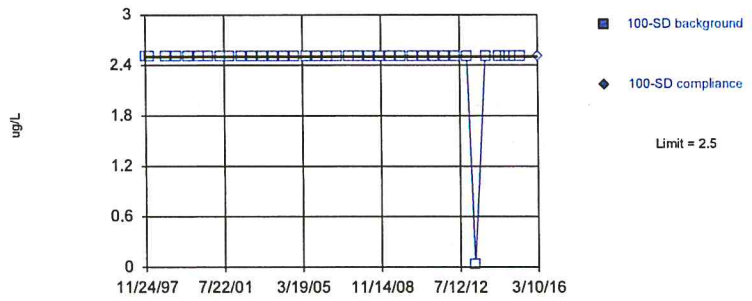

Non-parametric test used in lieu of parametric prediction limit because censored data exceeded 50%. Limit is highest of 38 background values. 100% NDs. Well-constituent pair annual alpha = 0.005135. Individual comparison alpha = 0.001286 (1 of 2). After outlier removal distribution was non-normal, so outlier results were invalidated.

Constituent: Silver Total Analysis Run 5/3/2016 9:16 AM
Bridgeton LF Client: RSI Data: BRIDGETON

Sanitas™ v.9.5.24 Software licensed to Jett Environmental Consulting, UG
Hollow symbols indicate censored values.

Within Limit

Prediction Limit

Intrawell Non-parametric

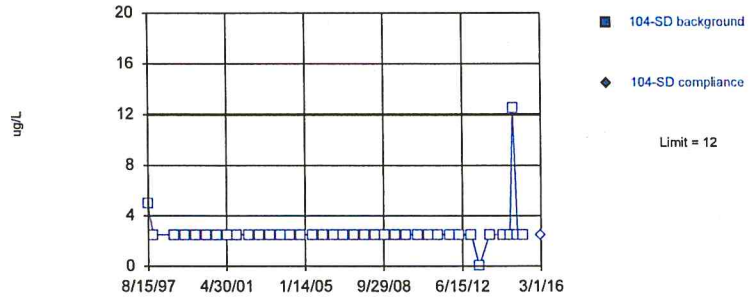

Non-parametric test used in lieu of parametric prediction limit because censored data exceeded 50%. Limit is highest of 38 background values. 100% NDs. Well-constituent pair annual alpha = 0.005135. Individual comparison alpha = 0.001286 (1 of 2). After outlier removal distribution was non-normal, so outlier results were invalidated.

Constituent: Silver Total Analysis Run 5/3/2016 9:16 AM
Bridgeton LF Client: RSI Data: BRIDGETON

Sanitas™ v.9.5.24 Software licensed to Jett Environmental Consulting, UG
Hollow symbols indicate censored values.

Within Limit

Prediction Limit

Intrawell Non-parametric

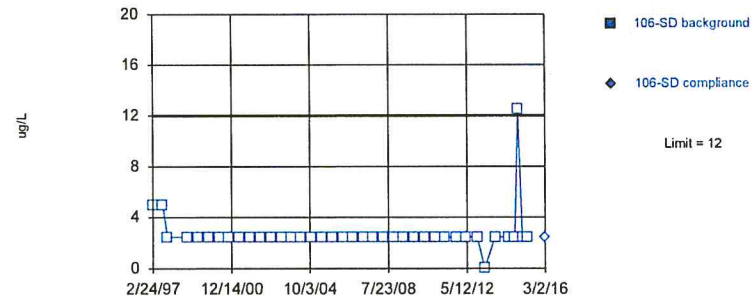

Non-parametric test used in lieu of parametric prediction limit because censored data exceeded 50%. Limit is highest of 39 background values. 100% NDs. Well-constituent pair annual alpha = 0.004868. Individual comparison alpha = 0.001219 (1 of 2). After outlier removal distribution was non-normal, so outlier results were invalidated.

Constituent: Silver Total Analysis Run 5/3/2016 9:16 AM
Bridgeton LF Client: RSI Data: BRIDGETON

Sanitas™ v.9.5.24 Software licensed to Jett Environmental Consulting, UG
Hollow symbols indicate censored values.

Within Limit

Prediction Limit

Intrawell Non-parametric

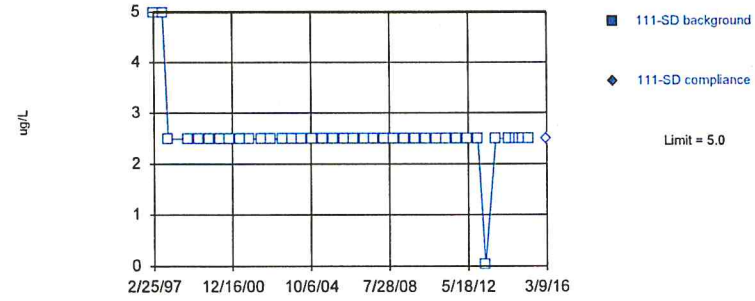

Non-parametric test used in lieu of parametric prediction limit because censored data exceeded 50%. Limit is highest of 39 background values. 100% NDs. Well-constituent pair annual alpha = 0.004868. Individual comparison alpha = 0.001219 (1 of 2). After outlier removal distribution was non-normal, so outlier results were invalidated.

Constituent: Silver Total Analysis Run 5/3/2016 9:16 AM
Bridgeton LF Client: RSI Data: BRIDGETON

Sanitas™ v.9.5.24 Software licensed to Jett Environmental Consulting, UG

Within Limit

Prediction Limit

Intrawell Parametric

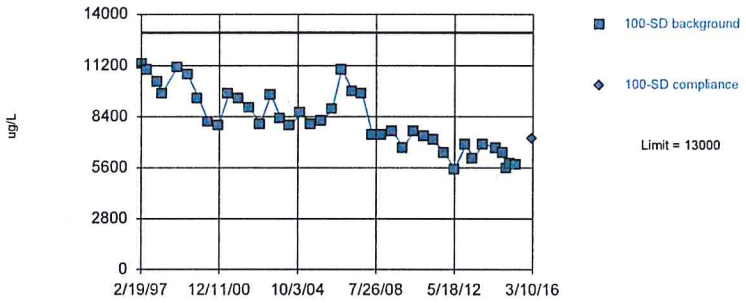

Background Data Summary (based on cube root transformation): Mean=20.08, Std. Dev.=1.372, n=40. Normality test: Shapiro Wilk @alpha = 0.01, calculated = 0.9567, critical = 0.919. Kappa = 2.426 (c=34, w=4, 1 of 2, event alpha = 0.026). Report alpha = 0.0001937. EPA 1989 outlier screening was performed on the background data (to establish suspected outliers for Dixon's/Rosner's). No background outliers were found.

Constituent: Sodium Total Analysis Run 5/3/2016 9:16 AM

Bridgeton LF Client: RSI Data: BRIDGETON

Sanitas™ v.9.5.24 Software licensed to Jett Environmental Consulting, UG

Within Limit

Prediction Limit

Intrawell Non-parametric

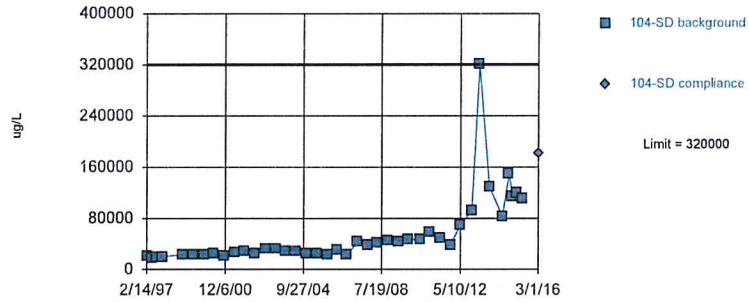

Non-parametric test used in lieu of parametric prediction limit because the Shapiro Wilk normality test showed the data to be non-normal at the 0.01 alpha level. Limit is highest of 40 background values. Well-constituent pair annual alpha = 0.004602. Individual comparison alpha = 0.001152 (1 of 2). After outlier removal distribution was non-normal, so outlier results were invalidated.

Constituent: Sodium Total Analysis Run 5/3/2016 9:16 AM

Bridgeton LF Client: RSI Data: BRIDGETON

Sanitas™ v.9.5.24 Software licensed to Jett Environmental Consulting, UG

Within Limit

Prediction Limit

Intrawell Non-parametric

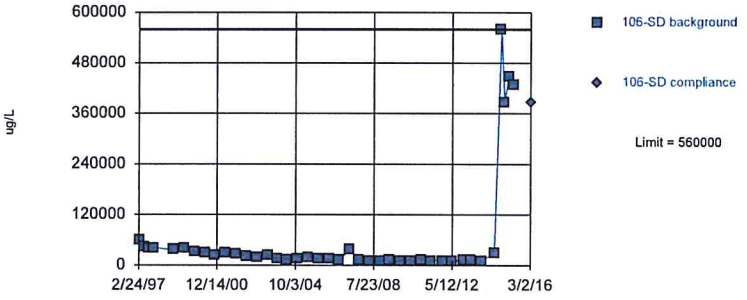

Non-parametric test used in lieu of parametric prediction limit because the Shapiro Wilk normality test showed the data to be non-normal at the 0.01 alpha level. Limit is highest of 40 background values. Well-constituent pair annual alpha = 0.004602. Individual comparison alpha = 0.001152 (1 of 2). After outlier removal distribution was non-normal, so outlier results were invalidated.

Constituent: Sodium Total Analysis Run 5/3/2016 9:16 AM

Bridgeton LF Client: RSI Data: BRIDGETON

Sanitas™ v.9.5.24 Software licensed to Jett Environmental Consulting, UG

Within Limit

Prediction Limit

Intrawell Parametric

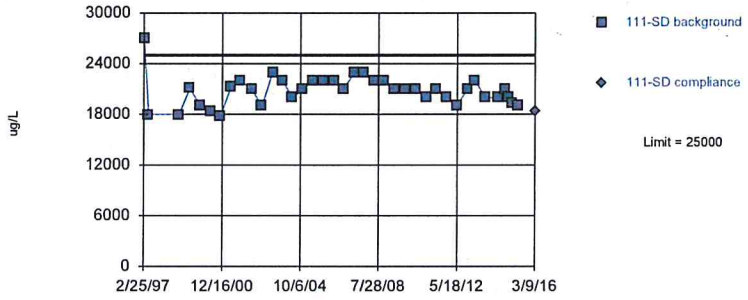

Background Data Summary (based on natural log transformation): Mean=9.94, Std. Dev.=0.08286, n=38. Normality test: Shapiro Wilk @alpha = 0.01, calculated = 0.9403, critical = 0.916. Kappa = 2.442 (c=34, w=4, 1 of 2, event alpha = 0.026). Report alpha = 0.0001937. Rosner's outlier test was performed on the background data. Two background outliers were removed: 218000 (8/21/1997); 73500 (11/24/1997).

Constituent: Sodium Total Analysis Run 5/3/2016 9:16 AM

Bridgeton LF Client: RSI Data: BRIDGETON

Sanitas™ v.9.5.24 Software licensed to Jett Environmental Consulting, UG

Within Limit

Prediction Limit

Intrawell Parametric

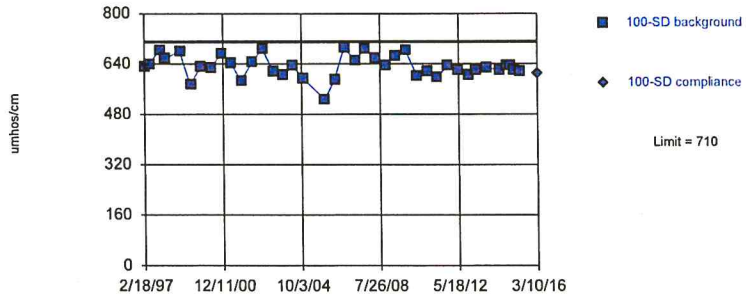

Background Data Summary (based on cube transformation): Mean=2.5e8, Std. Dev.=4.1e7, n=39. Normality test: Shapiro Wilk @alpha = 0.01, calculated = 0.9646, critical = 0.917. Kappa = 2.434 (c=34, w=4, 1 of 2, event alpha = 0.026). Report alpha = 0.0001937. Rosner's outlier test was performed on the background data. One background outlier was removed: 325 (5/24/2005).

Constituent: Specific Conductance [Field] Analysis Run 5/3/2016 9:16 AM

Bridgeton LF Client: RSI Data: BRIDGETON

Sanitas™ v.9.5.24 Software licensed to Jett Environmental Consulting, UG

Exceeds Limit

Prediction Limit

Intrawell Parametric

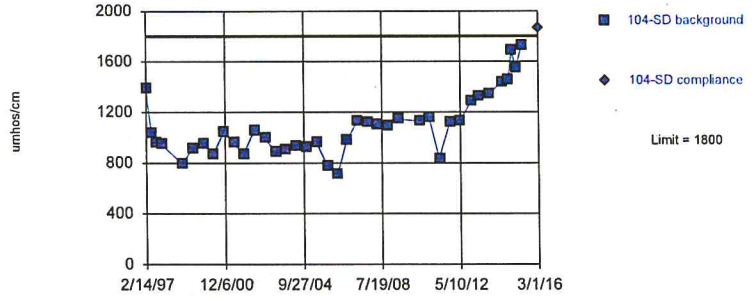

Background Data Summary (based on natural log transformation): Mean=6.975, Std. Dev.=0.2109, n=39. Normality test: Shapiro Wilk @alpha = 0.01, calculated = 0.963, critical = 0.917. Kappa = 2.434 (c=34, w=4, 1 of 2, event alpha = 0.026). Report alpha = 0.0001937. Rosner's outlier test was performed on the background data. One background outlier was removed: 130.2 (11/4/2009).

Constituent: Specific Conductance [Field] Analysis Run 5/3/2016 9:16 AM

Bridgeton LF Client: RSI Data: BRIDGETON

Sanitas™ v.9.5.24 Software licensed to Jett Environmental Consulting, UG

Exceeds Limit

Prediction Limit

Intrawell Parametric

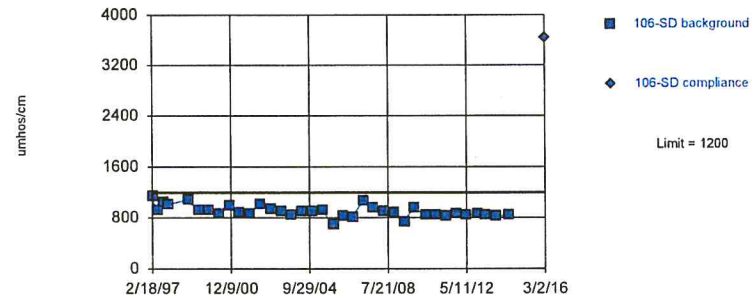

Background Data Summary (based on natural log transformation): Mean=6.803, Std. Dev.=0.1014, n=36. Normality test: Shapiro Wilk @alpha = 0.01, calculated = 0.9655, critical = 0.912. Kappa = 2.458 (c=34, w=4, 1 of 2, event alpha = 0.026). Report alpha = 0.0001937. Rosner's outlier test was performed on the background data. Four background outliers were removed: 4250 (9/24/2014); 3260 (11/20/2014); 3750 (2/4/2015); 3640 (5/14/2015).

Constituent: Specific Conductance [Field] Analysis Run 5/3/2016 9:16 AM

Bridgeton LF Client: RSI Data: BRIDGETON

Sanitas™ v.9.5.24 Software licensed to Jett Environmental Consulting, UG

Within Limit

Prediction Limit

Intrawell Parametric

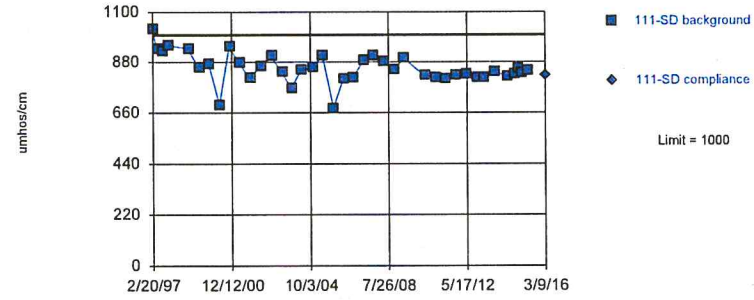

Background Data Summary (based on square transformation): Mean=731124, Std. Dev.=112677, n=39. Normality test: Shapiro Wilk @alpha = 0.01, calculated = 0.9559, critical = 0.917. Kappa = 2.434 (c=34, w=4, 1 of 2, event alpha = 0.026). Report alpha = 0.0001937. Rosner's outlier test was performed on the background data. One background outlier was removed: 157.9 (11/3/2009).

Constituent: Specific Conductance [Field] Analysis Run 5/3/2016 9:16 AM

Bridgeton LF Client: RSI Data: BRIDGETON

Sanitas™ v.9.5.24 Software licensed to Jett Environmental Consulting, UG

Within Limit

Prediction Limit

Intrawell Parametric

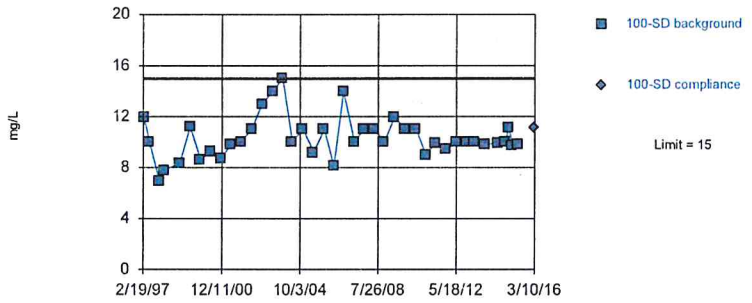

Background Data Summary (based on natural log transformation): Mean=2.323, Std. Dev.=0.1561, n=40. Normality test: Shapiro Wilk @alpha = 0.01, calculated = 0.9566, critical = 0.919. Kappa = 2.426 (c=34, w=4, 1 of 2, event alpha = 0.026). Report alpha = 0.0001937. EPA 1989 outlier screening was performed on the background data (to establish suspected outliers for Dixon's/Rosner's). No background outliers were found.

Constituent: Sulfate as SO4 Analysis Run 5/3/2016 9:16 AM

Bridgeton LF Client: RSI Data: BRIDGETON

Sanitas™ v.9.5.24 Software licensed to Jett Environmental Consulting, UG

Within Limit

Prediction Limit

Intrawell Non-parametric

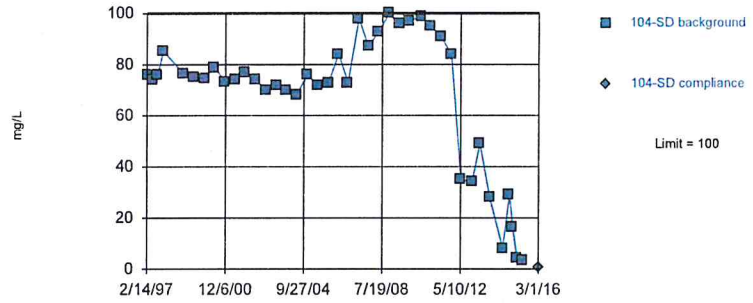

Non-parametric test used in lieu of parametric prediction limit because the Shapiro Wilk normality test showed the data to be non-normal at the 0.01 alpha level. Limit is highest of 40 background values. Well-constituent pair annual alpha = 0.004602. Individual comparison alpha = 0.001152 (1 of 2). After outlier removal distribution was non-normal, so outlier results were invalidated.

Constituent: Sulfate as SO4 Analysis Run 5/3/2016 9:16 AM

Bridgeton LF Client: RSI Data: BRIDGETON

Sanitas™ v.9.5.24 Software licensed to Jett Environmental Consulting, UG

Hollow symbols indicate censored values.

Within Limit

Prediction Limit

Intrawell Parametric

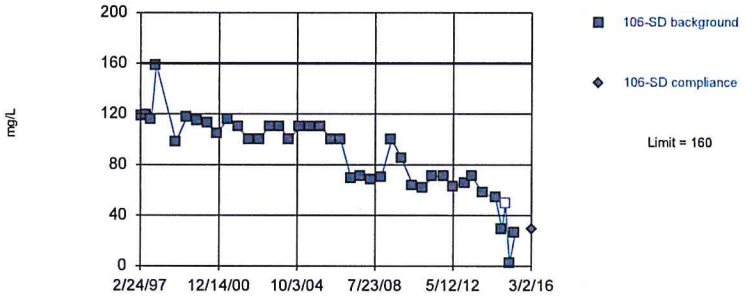

Background Data Summary: Mean=87.24, Std. Dev.=31.12, n=40, 2.5% NDs. Normality test: Shapiro Wilk @alpha = 0.01, calculated = 0.9381, critical = 0.919. Kappa = 2.426 (c=34, w=4, 1 of 2, event alpha = 0.026). Report alpha = 0.0001937. Distribution was found to be non-normal after removal of suspect values, so outliers could not be indentified.

Constituent: Sulfate as SO4 Analysis Run 5/3/2016 9:16 AM

Bridgeton LF Client: RSI Data: BRIDGETON

Sanitas™ v.9.5.24 Software licensed to Jett Environmental Consulting, UG

Within Limit

Prediction Limit

Intrawell Parametric

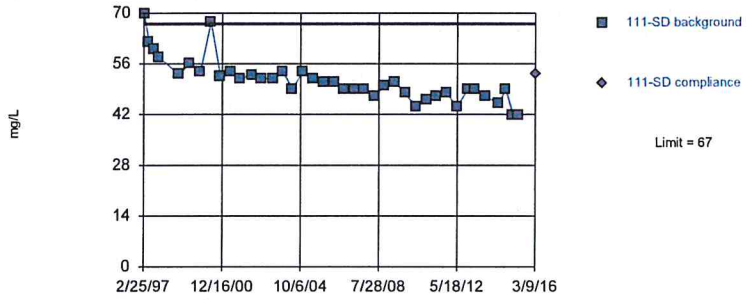

Background Data Summary (based on natural log transformation): Mean=3.932, Std. Dev.=0.1116, n=39. Normality test: Shapiro Wilk @alpha = 0.01, calculated = 0.9407, critical = 0.917. Kappa = 2.434 (c=34, w=4, 1 of 2, event alpha = 0.026). Report alpha = 0.0001937. Rosner's outlier test was performed on the background data. One background outlier was removed: <50 (11/19/2014).

Constituent: Sulfate as SO4 Analysis Run 5/3/2016 9:16 AM

Bridgeton LF Client: RSI Data: BRIDGETON

Sanitas™ v.9.5.24 Software licensed to Jett Environmental Consulting. UG
Hollow symbols indicate censored values.

Within Limit

Prediction Limit

Intrawell Non-parametric

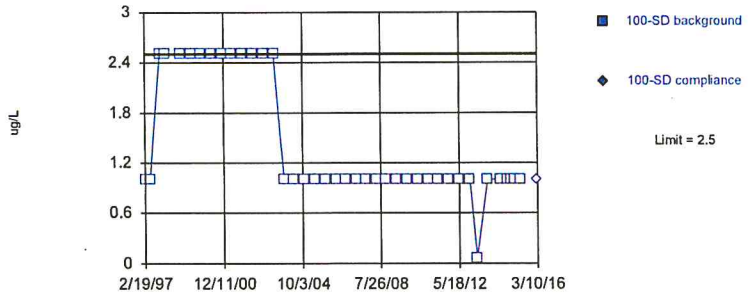

Non-parametric test used in lieu of parametric prediction limit because censored data exceeded 50%. Limit is highest of 40 background values. 100% NDs. Well-constituent pair annual alpha = 0.004602. Individual comparison alpha = 0.001152 (1 of 2). After outlier removal distribution was non-normal, so outlier results were invalidated.

Constituent: Thallium Total Analysis Run 5/3/2016 9:16 AM
Bridgeton LF Client: RSI Data: BRIDGETON

Sanitas™ v.9.5.24 Software licensed to Jett Environmental Consulting. UG
Hollow symbols indicate censored values.

Within Limit

Prediction Limit

Intrawell Non-parametric

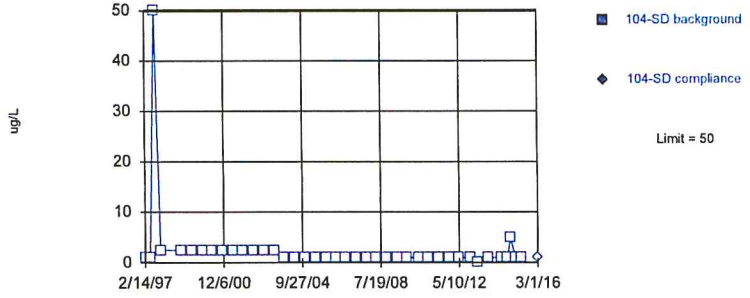

Non-parametric test used in lieu of parametric prediction limit because censored data exceeded 50%. Limit is highest of 40 background values. 100% NDs. Well-constituent pair annual alpha = 0.004602. Individual comparison alpha = 0.001152 (1 of 2). After outlier removal distribution was non-normal, so outlier results were invalidated.

Constituent: Thallium Total Analysis Run 5/3/2016 9:16 AM
Bridgeton LF Client: RSI Data: BRIDGETON

Sanitas™ v.9.5.24 Software licensed to Jett Environmental Consulting. UG
Hollow symbols indicate censored values.

Within Limit

Prediction Limit

Intrawell Non-parametric

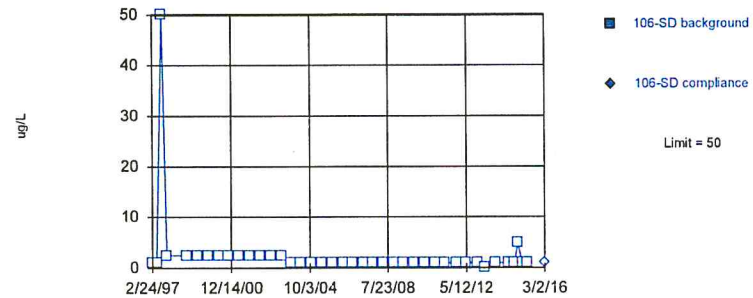

Non-parametric test used in lieu of parametric prediction limit because censored data exceeded 50%. Limit is highest of 40 background values. 100% NDs. Well-constituent pair annual alpha = 0.004602. Individual comparison alpha = 0.001152 (1 of 2). After outlier removal distribution was non-normal, so outlier results were invalidated.

Constituent: Thallium Total Analysis Run 5/3/2016 9:16 AM
Bridgeton LF Client: RSI Data: BRIDGETON

Sanitas™ v.9.5.24 Software licensed to Jett Environmental Consulting. UG
Hollow symbols indicate censored values.

Within Limit

Prediction Limit

Intrawell Non-parametric

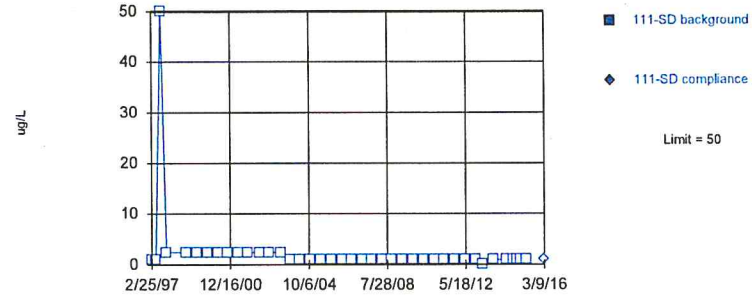

Non-parametric test used in lieu of parametric prediction limit because censored data exceeded 50%. Limit is highest of 40 background values. 100% NDs. Well-constituent pair annual alpha = 0.004602. Individual comparison alpha = 0.001152 (1 of 2). After outlier removal distribution was non-normal, so outlier results were invalidated.

Constituent: Thallium Total Analysis Run 5/3/2016 9:16 AM
Bridgeton LF Client: RSI Data: BRIDGETON

Sanitas™ v.9.5.24 Software licensed to Jett Environmental Consulting, UG

Within Limit

Prediction Limit

Intrawell Parametric

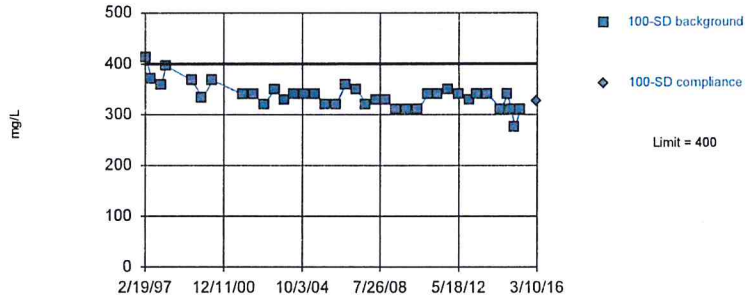

Background Data Summary (based on natural log transformation): Mean=5.819, Std. Dev.=0.07451, n=37. Normality test: Shapiro Wilk @alpha = 0.01, calculated = 0.9522, critical = 0.914. Kappa = 2.45 (c=34, w=4, 1 of 2, event alpha = 0.026). Report alpha = 0.0001937. Rosner's outlier test was performed on the background data. Three background outliers were removed: 116 (11/14/1998); 512 (11/13/2000); 551 (5/15/2001).

Constituent: Total Dissolved Solids [TDS] Analysis Run 5/3/2016 9:16 AM

Bridgeton LF Client: RSI Data: BRIDGETON

Sanitas™ v.9.5.24 Software licensed to Jett Environmental Consulting, UG

Within Limit

Prediction Limit

Intrawell Non-parametric

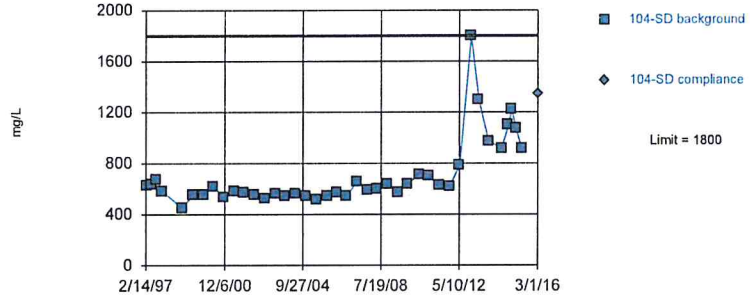

Non-parametric test used in lieu of parametric prediction limit because the Shapiro Wilk normality test showed the data to be non-normal at the 0.01 alpha level. Limit is highest of 40 background values. Well-constituent pair annual alpha = 0.004602. Individual comparison alpha = 0.001152 (1 of 2). After outlier removal distribution was non-normal, so outlier results were invalidated.

Constituent: Total Dissolved Solids [TDS] Analysis Run 5/3/2016 9:16 AM

Bridgeton LF Client: RSI Data: BRIDGETON

Sanitas™ v.9.5.24 Software licensed to Jett Environmental Consulting, UG

Exceeds Limit

Prediction Limit

Intrawell Parametric

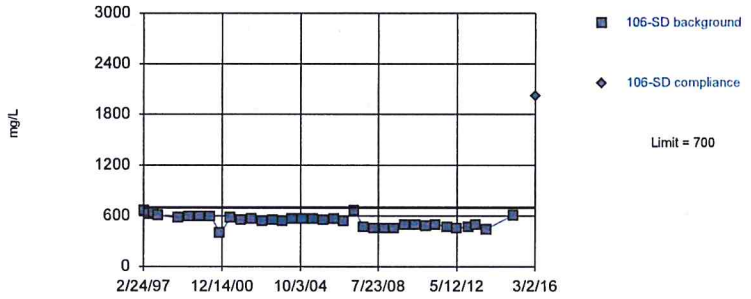

Background Data Summary: Mean=538.1, Std. Dev.=65.86, n=36. Normality test: Shapiro Wilk @alpha = 0.01, calculated = 0.9645, critical = 0.912. Kappa = 2.458 (c=34, w=4, 1 of 2, event alpha = 0.026). Report alpha = 0.0001937. Rosner's outlier test was performed on the background data. Four background outliers were removed: 1600 (5/28/2014); 3200 (9/24/2014); 2090 (11/20/2014); 2150 (5/14/2015).

Constituent: Total Dissolved Solids [TDS] Analysis Run 5/3/2016 9:16 AM

Bridgeton LF Client: RSI Data: BRIDGETON

Sanitas™ v.9.5.24 Software licensed to Jett Environmental Consulting, UG

Within Limit

Prediction Limit

Intrawell Parametric

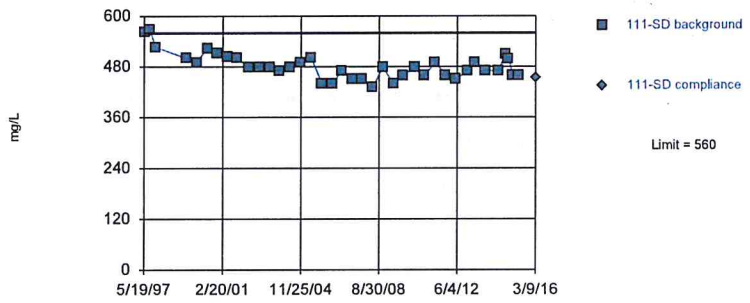

Background Data Summary (based on natural log transformation): Mean=6.175, Std. Dev.=0.06301, n=38. Normality test: Shapiro Wilk @alpha = 0.01, calculated = 0.9556, critical = 0.916. Kappa = 2.442 (c=34, w=4, 1 of 2, event alpha = 0.026). Report alpha = 0.0001937. Rosner's outlier test was performed on the background data. Two background outliers were removed: 340 (2/25/1997); 634 (11/12/1998).

Constituent: Total Dissolved Solids [TDS] Analysis Run 5/3/2016 9:16 AM

Bridgeton LF Client: RSI Data: BRIDGETON

Sanitas™ v.9.5.24 Software licensed to Jett Environmental Consulting. UG
Hollow symbols indicate censored values.

Within Limit

Prediction Limit

Intrawell Non-parametric

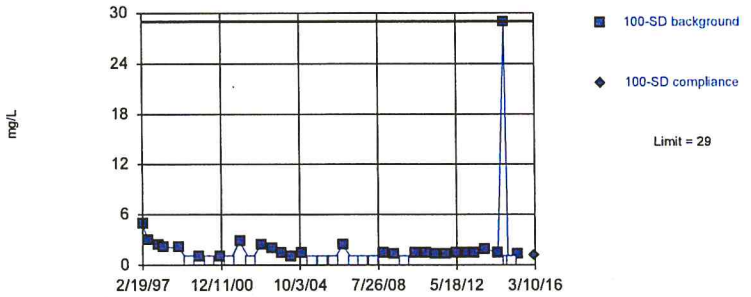

Non-parametric test used in lieu of parametric prediction limit because the Shapiro Wilk normality test showed the data to be non-normal at the 0.01 alpha level. Limit is highest of 40 background values. 32.5% NDs. Well-constituent pair annual alpha = 0.004602. Individual comparison alpha = 0.001152 (1 of 2). After outlier removal distribution was non-normal, so outlier results were invalidated.

Constituent: Total Organic Carbon [TOC] Analysis Run 5/3/2016 9:16 AM
Bridgeton LF Client: RSI Data: BRIDGETON

Sanitas™ v.9.5.24 Software licensed to Jett Environmental Consulting. UG
Hollow symbols indicate censored values.

Within Limit

Prediction Limit

Intrawell Non-parametric

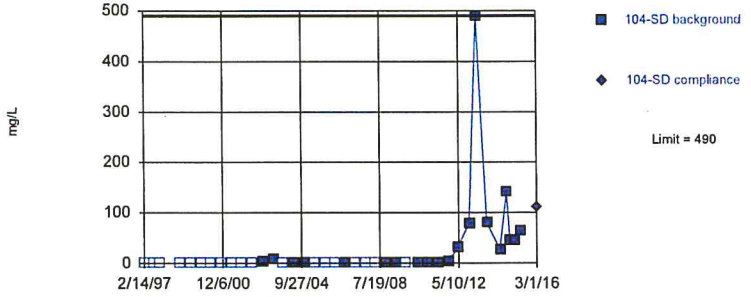

Non-parametric test used in lieu of parametric prediction limit because the Shapiro Wilk normality test showed the data to be non-normal at the 0.01 alpha level. Limit is highest of 40 background values. 50% NDs. Well-constituent pair annual alpha = 0.004602. Individual comparison alpha = 0.001152 (1 of 2). After outlier removal distribution was non-normal, so outlier results were invalidated.

Constituent: Total Organic Carbon [TOC] Analysis Run 5/3/2016 9:16 AM
Bridgeton LF Client: RSI Data: BRIDGETON

Sanitas™ v.9.5.24 Software licensed to Jett Environmental Consulting. UG
Hollow symbols indicate censored values.

Within Limit

Prediction Limit

Intrawell Non-parametric

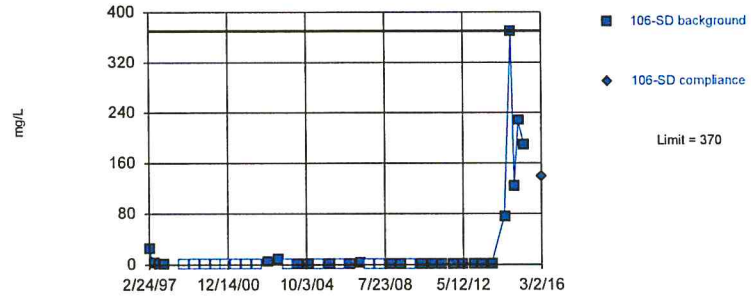

Non-parametric test used in lieu of parametric prediction limit because the Shapiro Wilk normality test showed the data to be non-normal at the 0.01 alpha level. Limit is highest of 40 background values. 35% NDs. Well-constituent pair annual alpha = 0.004602. Individual comparison alpha = 0.001152 (1 of 2). After outlier removal distribution was non-normal, so outlier results were invalidated.

Constituent: Total Organic Carbon [TOC] Analysis Run 5/3/2016 9:16 AM
Bridgeton LF Client: RSI Data: BRIDGETON

Sanitas™ v.9.5.24 Software licensed to Jett Environmental Consulting. UG
Hollow symbols indicate censored values.

Within Limit

Prediction Limit

Intrawell Non-parametric

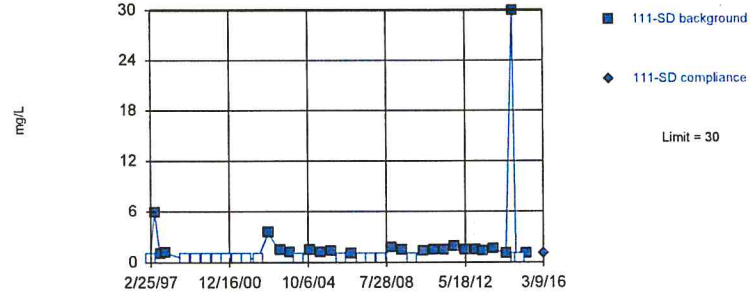

Non-parametric test used in lieu of parametric prediction limit because the Shapiro Wilk normality test showed the data to be non-normal at the 0.01 alpha level. Limit is highest of 40 background values. 42.5% NDs. Well-constituent pair annual alpha = 0.004602. Individual comparison alpha = 0.001152 (1 of 2). After outlier removal distribution was non-normal, so outlier results were invalidated.

Constituent: Total Organic Carbon [TOC] Analysis Run 5/3/2016 9:17 AM
Bridgeton LF Client: RSI Data: BRIDGETON

Sanitas™ v.9.5.24 Software licensed to Jett Environmental Consulting, UG
Hollow symbols indicate censored values.

Within Limit

Prediction Limit

Intrawell Non-parametric

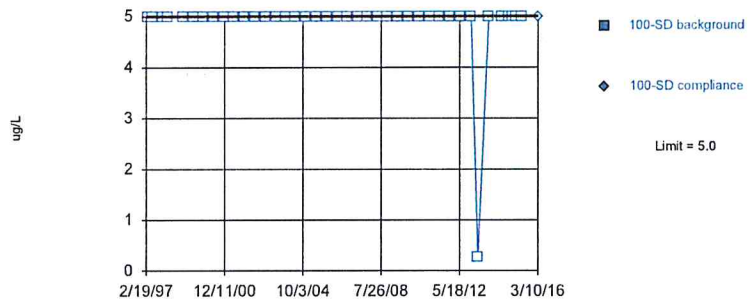

Non-parametric test used in lieu of parametric prediction limit because censored data exceeded 50%. Limit is highest of 40 background values. 100% NDs. Well-constituent pair annual alpha = 0.004602. Individual comparison alpha = 0.001152 (1 of 2). After outlier removal distribution was non-normal, so outlier results were invalidated.

Constituent: Vanadium Total Analysis Run 5/3/2016 9:17 AM
Bridgeton LF Client: RSI Data: BRIDGETON

Sanitas™ v.9.5.24 Software licensed to Jett Environmental Consulting, UG
Hollow symbols indicate censored values.

Within Limit

Prediction Limit

Intrawell Non-parametric

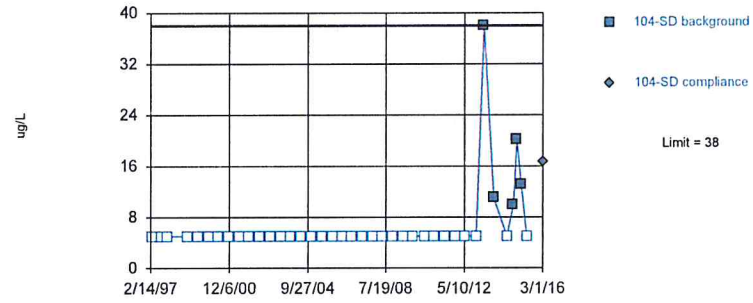

Non-parametric test used in lieu of parametric prediction limit because censored data exceeded 50%. Limit is highest of 40 background values. 87.5% NDs. Well-constituent pair annual alpha = 0.004602. Individual comparison alpha = 0.001152 (1 of 2). After outlier removal distribution was non-normal, so outlier results were invalidated.

Constituent: Vanadium Total Analysis Run 5/3/2016 9:17 AM
Bridgeton LF Client: RSI Data: BRIDGETON

Sanitas™ v.9.5.24 Software licensed to Jett Environmental Consulting, UG
Hollow symbols indicate censored values.

Within Limit

Prediction Limit

Intrawell Non-parametric

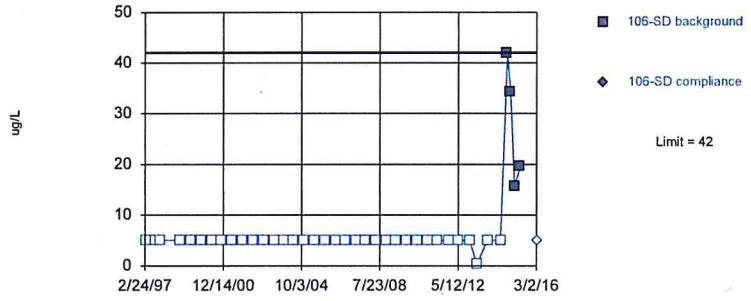

Non-parametric test used in lieu of parametric prediction limit because censored data exceeded 50%. Limit is highest of 40 background values. 90% NDs. Well-constituent pair annual alpha = 0.004602. Individual comparison alpha = 0.001152 (1 of 2). After outlier removal distribution was non-normal, so outlier results were invalidated.

Constituent: Vanadium Total Analysis Run 5/3/2016 9:17 AM
Bridgeton LF Client: RSI Data: BRIDGETON

Sanitas™ v.9.5.24 Software licensed to Jett Environmental Consulting, UG
Hollow symbols indicate censored values.

Within Limit

Prediction Limit

Intrawell Non-parametric

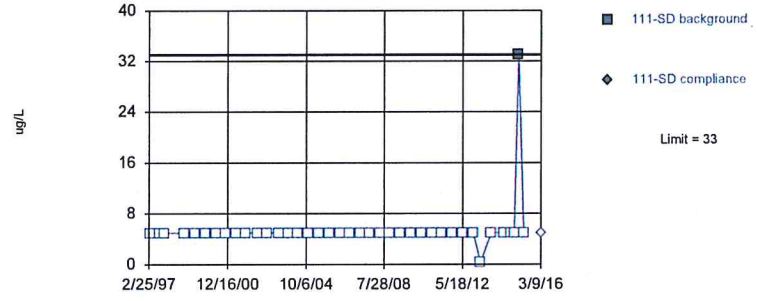

Non-parametric test used in lieu of parametric prediction limit because censored data exceeded 50%. Limit is highest of 40 background values. 97.5% NDs. Well-constituent pair annual alpha = 0.004602. Individual comparison alpha = 0.001152 (1 of 2). After outlier removal distribution was non-normal, so outlier results were invalidated.

Constituent: Vanadium Total Analysis Run 5/3/2016 9:17 AM
Bridgeton LF Client: RSI Data: BRIDGETON

Sanitas™ v.9.5.24 Software licensed to Jett Environmental Consulting, UG
Hollow symbols indicate censored values.

Within Limit

Prediction Limit

Intrawell Non-parametric

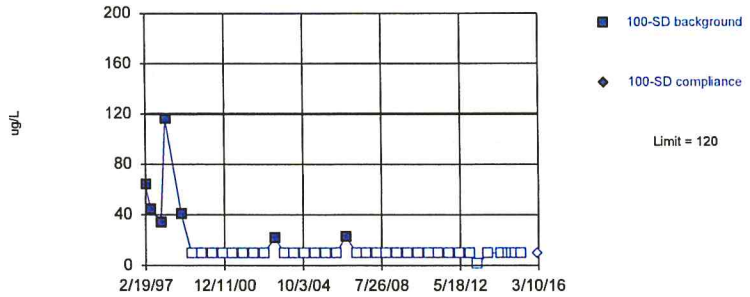

Non-parametric test used in lieu of parametric prediction limit because censored data exceeded 50%. Limit is highest of 40 background values. 82.5% NDs. Well-constituent pair annual alpha = 0.004602. Individual comparison alpha = 0.001152 (1 of 2). After outlier removal distribution was non-normal, so outlier results were invalidated.

Constituent: Zinc Total Analysis Run 5/3/2016 9:17 AM
Bridgeton LF Client: RSI Data: BRIDGETON

Sanitas™ v.9.5.24 Software licensed to Jett Environmental Consulting, UG
Hollow symbols indicate censored values.

Within Limit

Prediction Limit

Intrawell Non-parametric

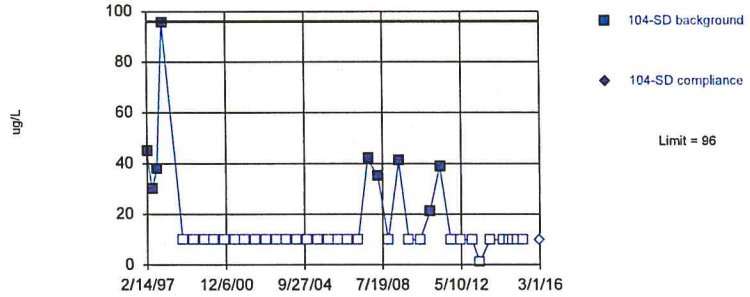

Non-parametric test used in lieu of parametric prediction limit because censored data exceeded 50%. Limit is highest of 40 background values. 77.5% NDs. Well-constituent pair annual alpha = 0.004602. Individual comparison alpha = 0.001152 (1 of 2). After outlier removal distribution was non-normal, so outlier results were invalidated.

Constituent: Zinc Total Analysis Run 5/3/2016 9:17 AM
Bridgeton LF Client: RSI Data: BRIDGETON

Sanitas™ v.9.5.24 Software licensed to Jett Environmental Consulting, UG
Hollow symbols indicate censored values.

Within Limit

Prediction Limit

Intrawell Non-parametric

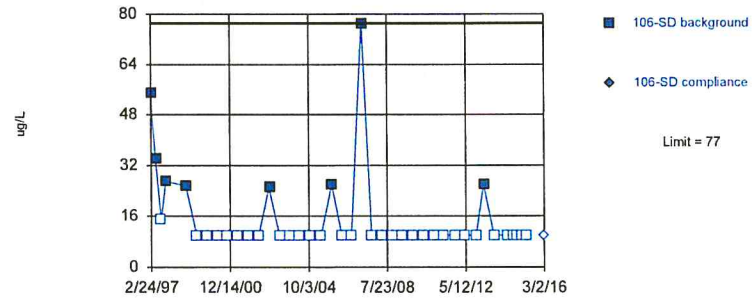

Non-parametric test used in lieu of parametric prediction limit because censored data exceeded 50%. Limit is highest of 40 background values. 80% NDs. Well-constituent pair annual alpha = 0.004602. Individual comparison alpha = 0.001152 (1 of 2). After outlier removal distribution was non-normal, so outlier results were invalidated.

Constituent: Zinc Total Analysis Run 5/3/2016 9:17 AM
Bridgeton LF Client: RSI Data: BRIDGETON

Sanitas™ v.9.5.24 Software licensed to Jett Environmental Consulting, UG
Hollow symbols indicate censored values.

Within Limit

Prediction Limit

Intrawell Non-parametric

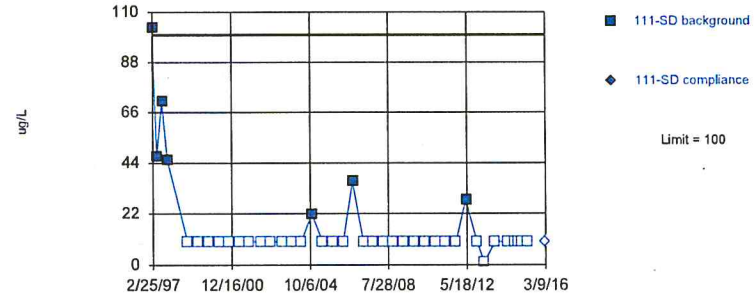

Non-parametric test used in lieu of parametric prediction limit because censored data exceeded 50%. Limit is highest of 40 background values. 82.5% NDs. Well-constituent pair annual alpha = 0.004602. Individual comparison alpha = 0.001152 (1 of 2). After outlier removal distribution was non-normal, so outlier results were invalidated.

Constituent: Zinc Total Analysis Run 5/3/2016 9:17 AM
Bridgeton LF Client: RSI Data: BRIDGETON

Sanitas™ v.9.5.24 Software licensed to Jelt Environmental Consulting, UG
Hollow symbols indicate censored values.

Exceeds Limit

Prediction Limit

Intrawell Non-parametric

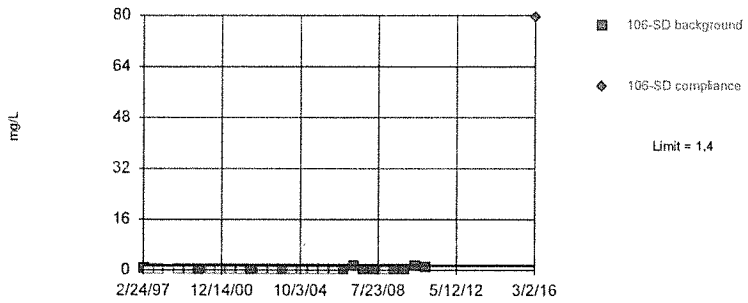

Non-parametric test used in lieu of parametric prediction limit because censored data exceeded 50%. Limit is highest of 29 background values. 55.17% NDs. Well-constituent pair annual alpha = 0.00858. Individual comparison alpha = 0.002152 (1 of 2). After outlier removal distribution was non-normal, so outlier results were invalidated.

Constituent: Ammonia as N Analysis Run 5/3/2016 9:26 AM

Bridgeton LF Client: RSI Data: BRIDGETON

Sanitas™ v.9.5.24 Software licensed to Jett Environmental Consulting, UG

Exceeds Limit

Prediction Limit

Intrawell Parametric

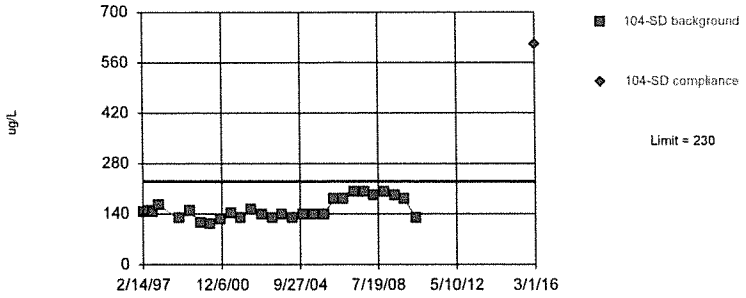

Background Data Summary (based on natural log transformation): Mean=5.011, Std. Dev.=0.17, n=28. Normality test: Shapiro Wilk @alpha = 0.01, calculated = 0.9098, critical = 0.896. Kappa = 2.544 (c=34, w=4, 1 of 2, event alpha = 0.026). Report alpha = 0.0001937. EPA 1989 outlier screening was performed on the background data (to establish suspected outliers for Dixon's/Rosner's). No background outliers were found.

Constituent: Barium Total Analysis Run 5/3/2016 9:27 AM

Bridgeton LF Client: RSI Data: BRIDGETON

Sanitas™ v.9.5.24 Software licensed to Jett Environmental Consulting, UG

Exceeds Limit

Prediction Limit

Intrawell Parametric

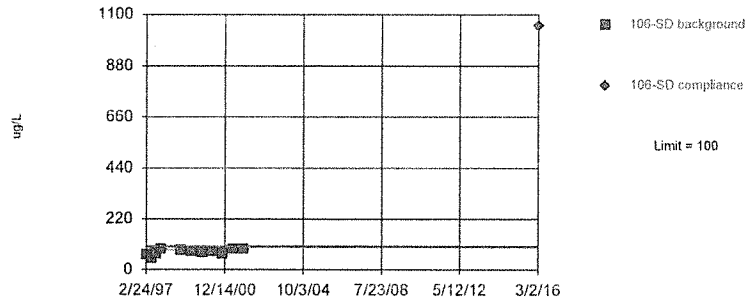

Background Data Summary (based on cube transformation): Mean=465937, Std. Dev.=199834, n=11. Normality test: Shapiro Wilk @alpha = 0.05, calculated = 0.9753, critical = 0.85. Kappa = 3.335 (c=34, w=4, 1 of 2, event alpha = 0.026). Report alpha = 0.0001937. Dixon's outlier test was performed on the background data. No background outliers were found.

Constituent: Barium Total Analysis Run 5/3/2016 9:27 AM

Bridgeton LF Client: RSI Data: BRIDGETON

Sanitas™ v.9.5.24 Software licensed to Jett Environmental Consulting, UG

Within Limit

Prediction Limit

Intrawell Parametric

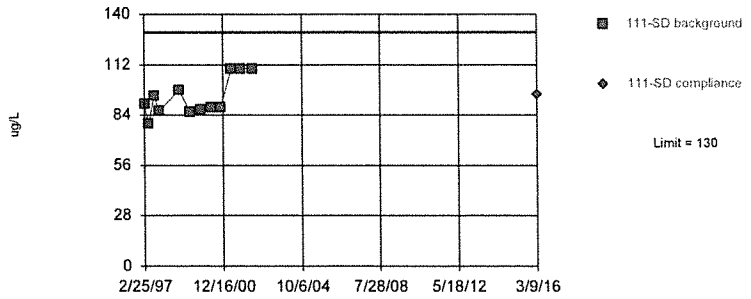

Background Data Summary (based on natural log transformation): Mean=4.538, Std. Dev.=0.1113, n=12. Normality test: Shapiro Wilk @alpha = 0.05, calculated = 0.8796, critical = 0.859. Kappa = 3.187 (c=34, w=4, 1 of 2, event alpha = 0.026). Report alpha = 0.0001937. EPA 1989 outlier screening was performed on the background data (to establish suspected outliers for Dixon's/Rosner's). No background outliers were found.

Constituent: Barium Total Analysis Run 5/3/2016 9:27 AM

Bridgeton LF Client: RSI Data: BRIDGETON

Sanitas™ v.9.3.24 Software licensed to Jett Environmental Consulting, UG

Within Limit

Prediction Limit

Intrawell Parametric

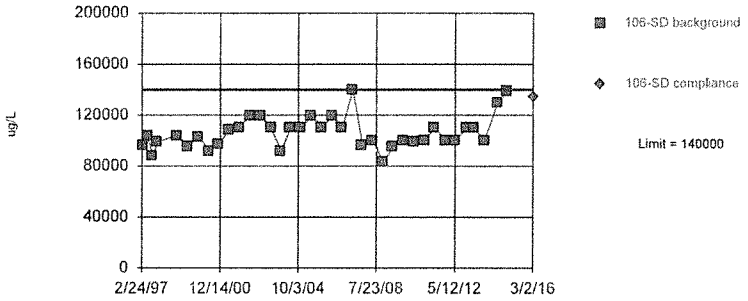

Background Data Summary (based on natural log transformation): Mean=11.57, Std. Dev.=0.1154, n=37. Normality test: Shapiro Wilk @alpha = 0.01, calculated = 0.9502, critical = 0.914. Kappa = 2.45 (c=34, w=4, 1 of 2, event alpha = 0.026). Report alpha = 0.0001937. Rosner's outlier test was performed on the background data. One background outlier was removed: 200000 (9/24/2014).

Constituent: Calcium Total Analysis Run 5/3/2016 9:28 AM

Bridgeton LF Client: RSI Data: BRIDGETON

Sanitas™ v.9.5.24 Software licensed to Jett Environmental Consulting, UG
Hollow symbols indicate censored values.

Within Limit

Prediction Limit

Intrawell Non-parametric

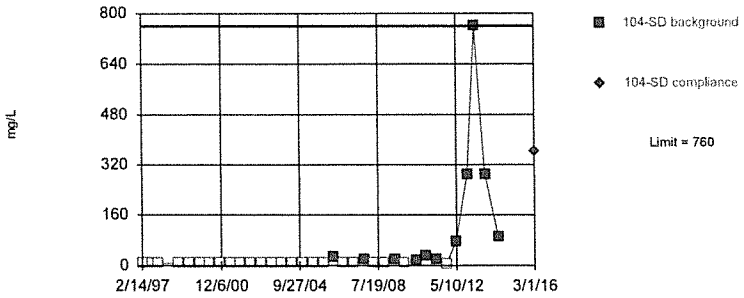

Non-parametric test used in lieu of parametric prediction limit because censored data exceeded 50%. Limit is highest of 36 background values. 69.44% NDs. Well-constituent pair annual alpha = 0.005668. Individual comparison alpha = 0.00142 (1 of 2). After outlier removal distribution was non-normal, so outlier results were invalidated.

Constituent: Chemical Oxygen Demand [COD] Analysis Run 5/3/2016 9:28 AM

Bridgeton LF Client: RSI Data: BRIDGETON

Sanitas™ v.9.5.24 Software licensed to Jett Environmental Consulting, OG

Exceeds Limit

Prediction Limit

Intrawell Non-parametric

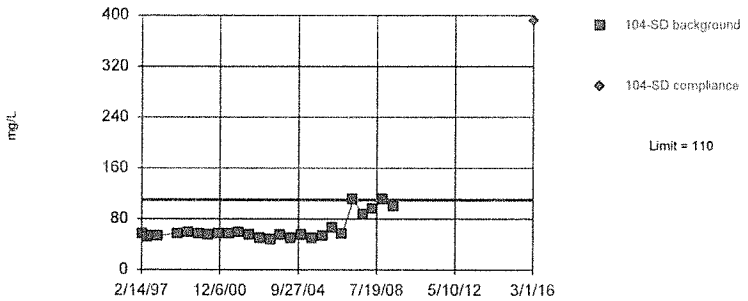

Non-parametric test used in lieu of parametric prediction limit because the Shapiro Wilk normality test showed the data to be non-normal at the 0.01 alpha level. Limit is highest of 26 background values. Well-constituent pair annual alpha = 0.01051. Individual comparison alpha = 0.002637 (1 of 2). After outlier removal distribution was non-normal, so outlier results were invalidated.

Constituent: Chloride Analysis Run 5/3/2016 9:29 AM

Bridgeton LF Client: RSI Data: BRIDGETON

Sanitas™ v.9.5.24 Software licensed to Jett Environmental Consulting, UG

Exceeds Limit

Prediction Limit

Intrawell Parametric

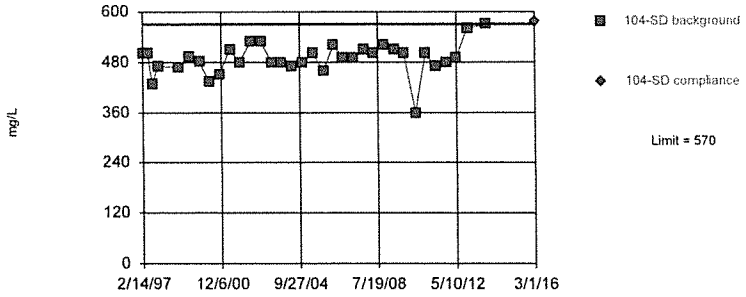

Background Data Summary (based on cube transformation): Mean=1.2e8, Std. Dev.=2.6e7, n=34. Normality test: Shapiro Wilk @alpha = 0.01, calculated = 0.9556, critical = 0.908. Kappa = 2.475 (c=34, w=4, 1 of 2, event alpha = 0.026). Report alpha = 0.0001937. Rosner's outlier test was performed on the background data. One background outlier was removed: 840 (4/11/2013).

Constituent: Hardness Total Analysis Run 5/3/2016 9:29 AM

Bridgeton LF Client: RSI Data: BRIDGETON

Sanitas™ v.9.5.24 Software licensed to Jett Environmental Consulting, UG

Exceeds Limit

Prediction Limit

Intrawell Parametric

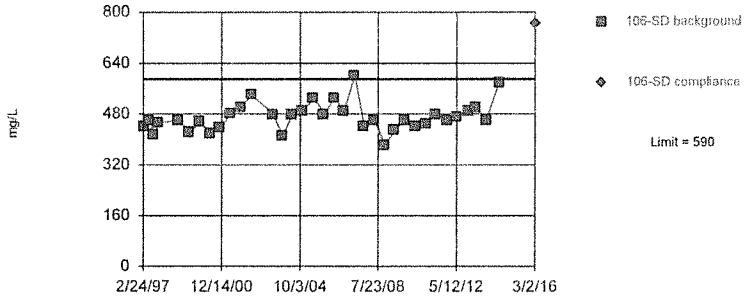

Background Data Summary (based on natural log transformation): Mean=6.15, Std. Dev.=0.09469, n=35. Normality test: Shapiro Wilk @alpha = 0.01, calculated = 0.9671, critical = 0.91. Kappa = 2.466 (c=34, w=4, 1 of 2, event alpha = 0.026). Report alpha = 0.0001937. Rosner's outlier test was performed on the background data. Two background outliers were removed: 180 (11/19/2002); 1300 (9/24/2014).

Constituent: Hardness Total Analysis Run 5/3/2016 9:30 AM

Bridgeton LF Client: RSI Data: BRIDGETON

Sanitas™ v.9.5.24 Software licensed to Jett Environmental Consulting, UG

Within Limit

Prediction Limit

Intrawell Parametric

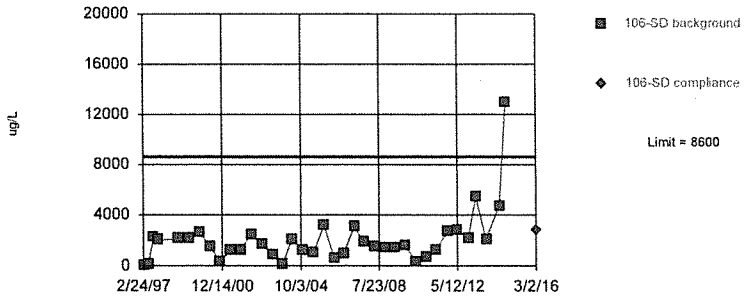

Background Data Summary (based on cube root transformation): Mean=11.73, Std. Dev.=3.576, n=37. Normality test: Shapiro Wilk @alpha = 0.01, calculated = 0.9382, critical = 0.914. Kappa = 2.45 (c=34, w=4, 1 of 2, event alpha = 0.026). Report alpha = 0.0001937. After outlier removal distribution was non-normal, so outlier results were invalidated.

Constituent: Iron Total Analysis Run 5/3/2016 9:30 AM

Bridgeton LF Client: RSI Data: BRIDGETON

Sanitas™ v.9.5.24 Software licensed to Jett Environmental Consulting, UG

Exceeds Limit

Prediction Limit

Intrawell Parametric

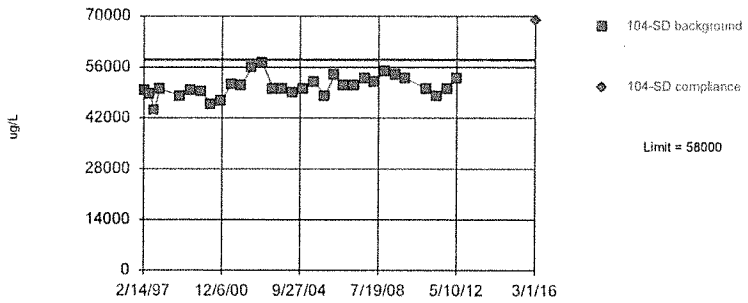

Background Data Summary (based on cube root transformation): Mean=36.99, Std. Dev.=0.6987, n=31. Normality test: Shapiro Wilk @alpha = 0.01, calculated = 0.9809, critical = 0.902. Kappa = 2.504 (c=34, w=4, 1 of 2, event alpha = 0.026). Report alpha = 0.0001937. Rosner's outlier test was performed on the background data. One background outlier was removed: 37000 (5/20/2010).

Constituent: Magnesium Total Analysis Run 5/3/2016 9:31 AM

Bridgeton LF Client: RSI Data: BRIDGETON

Sanitas™ v.9.5.24 Software licensed to Jett Environmental Consulting, UG

Exceeds Limit

Prediction Limit

Intrawell Parametric

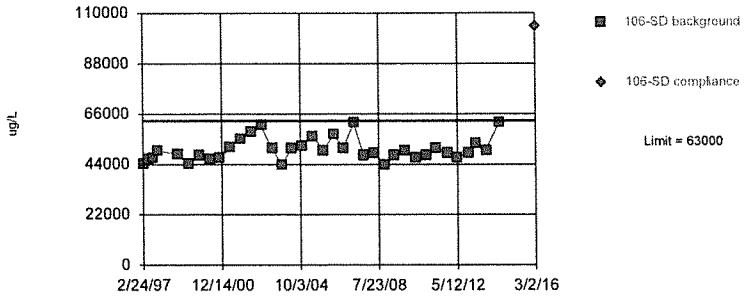

Background Data Summary (based on natural log transformation): Mean=10.82, Std. Dev.=0.09234, n=36. Normality test: Shapiro Wilk @alpha = 0.01, calculated = 0.9134, critical = 0.912. Kappa = 2.458 (c=34, w=4, 1 of 2, event alpha = 0.026). Report alpha = 0.0001937. Rosner's outlier test was performed on the background data. Two background outliers were removed: 190000 (9/24/2014); 119000 (11/20/2014).

Constituent: Magnesium Total Analysis Run 5/3/2016 9:31 AM

Bridgeton LF Client: RSI Data: BRIDGETON

Sanitas™ v.9.5.24 Software licensed to Jett Environmental Consulting, UG

Within Limits

Prediction Limit

Intrawell Parametric

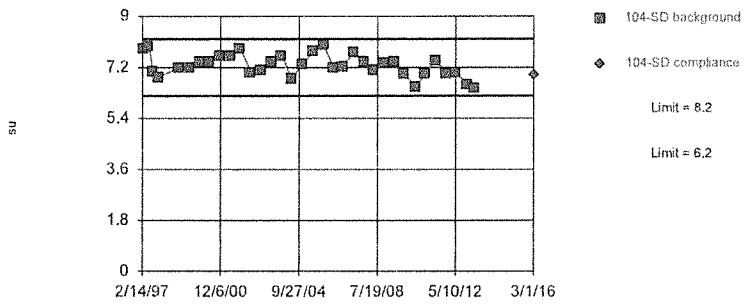

Background Data Summary (based on square transformation): Mean=53, Std. Dev.=5.7, n=34. Normality test: Shapiro Wilk @alpha = 0.01, calculated = 0.9706, critical = 0.908. Kappa = 2.475 (c=34, w=4, 1 of 2, event alpha = 0.026). Report alpha = 0.0001937. EPA 1989 outlier screening was performed on the background data (to establish suspected outliers for Dixon's/Rosner's). No background outliers were found.

Constituent: pH [Field] Analysis Run 5/3/2016 9:32 AM

Bridgeton LF Client: RSI Data: BRIDGETON

Sanitas™ v.9.5.24 Software licensed to Jett Environmental Consulting, UG

Within Limits

Prediction Limit

Intrawell Parametric

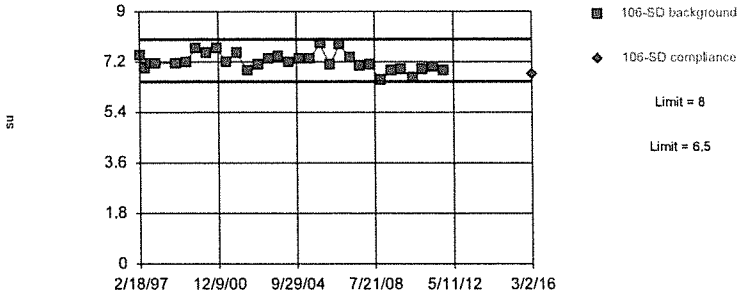

Background Data Summary (based on natural log transformation): Mean=1.973, Std. Dev.=0.04295, n=31. Normality test: Shapiro Wilk @alpha = 0.01, calculated = 0.9748, critical = 0.902. Kappa = 2.504 (c=34, w=4, 1 of 2, event alpha = 0.026). Report alpha = 0.0001937. EPA 1989 outlier screening was performed on the background data (to establish suspected outliers for Dixon's/Rosner's). No background outliers were found.

Constituent: pH [Field] Analysis Run 5/3/2016 9:32 AM

Bridgeton LF Client: RSI Data: BRIDGETON

Sanitas™ v.9.5.24 Software licensed to Jett Environmental Consulting, UG

Exceeds Limit

Prediction Limit

Intrawell Parametric

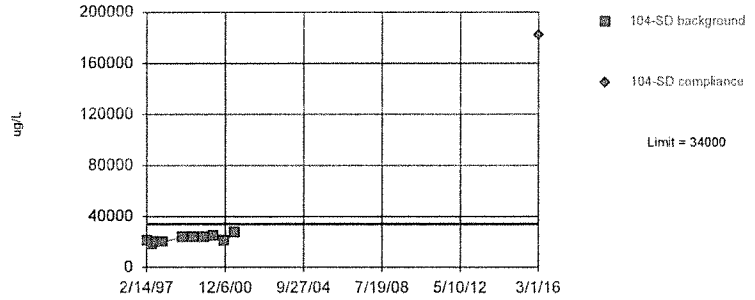

Background Data Summary (based on natural log transformation): Mean=10, Std. Dev.=0.1276, n=10. Normality test: Shapiro Wilk @alpha = 0.05, calculated = 0.9451, critical = 0.842. Kappa = 3.482 (c=34, w=4, 1 of 2, event alpha = 0.026). Report alpha = 0.0001937. EPA 1989 outlier screening was performed on the background data (to establish suspected outliers for Dixon's/Rosner's). No background outliers were found.

Constituent: Sodium Total Analysis Run 5/3/2016 9:32 AM

Bridgeton LF Client: RSI Data: BRIDGETON

Sanitas™ v.9.5.24 Software licensed to Jett Environmental Consulting, UG

Exceeds Limit

Prediction Limit

Intrawell Parametric

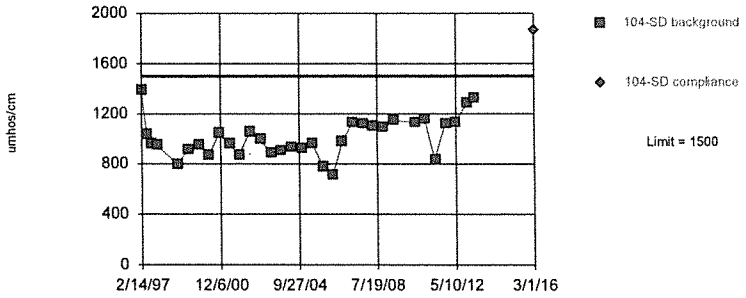

Background Data Summary (based on natural log transformation): Mean=6.911, Std. Dev.=0.1526, n=33. Normality test: Shapiro Wilk @alpha = 0.01, calculated = 0.9837, critical = 0.906. Kappa = 2.485 (c=34, w=4, 1 of 2, event alpha = 0.026). Report alpha = 0.0001937. Rosner's outlier test was performed on the background data. One background outlier was removed: 130.2 (11/4/2009).

Constituent: Specific Conductance [Field] Analysis Run 5/3/2016 9:33 AM

Bridgeton LF Client: RSI Data: BRIDGETON

Sanitas™ v.9.5.24 Software licensed to: Jett Environmental Consulting, OG

Exceeds Limit

Prediction Limit

Intrawell Parametric

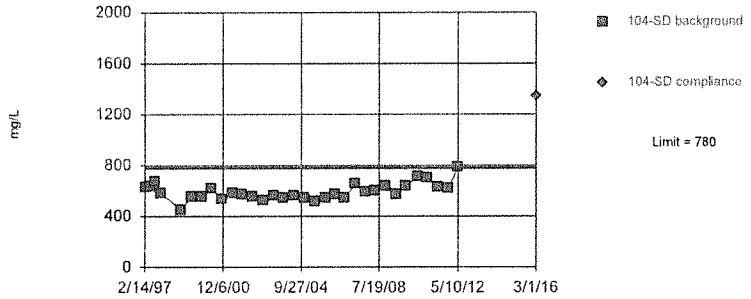

Background Data Summary (based on natural log transformation): Mean=6.38, Std. Dev.=0.11, n=32. Normality test: Shapiro Wilk @alpha = 0.01, calculated = 0.9651, critical = 0.904. Kappa = 2.494 (c=34, w=4, 1 of 2, event alpha = 0.026). Report alpha = 0.0001937. Rosner's outlier test was performed on the background data. One background outlier was removed: 1800 (11/27/2012).

Constituent: Total Dissolved Solids [TDS] Analysis Run 5/3/2016 9:33 AM

Bridgeton LF Client: RSI Data: BRIDGETON

Sanitas™ v.9.5.24 Software licensed to Jett Environmental Consulting, UG
Hollow symbols indicate censored values.

Exceeds Limit

Prediction Limit

Intrawell Non-parametric

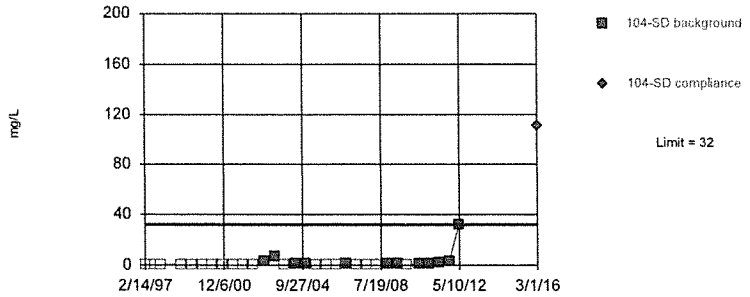

Non-parametric test used in lieu of parametric prediction limit because censored data exceeded 50%. Limit is highest of 32 background values. 62.5% NDs. Well-constituent pair annual alpha = 0.007136. Individual comparison alpha = 0.001789 (1 of 2). After outlier removal distribution was non-normal, so outlier results were invalidated.

Constituent: Total Organic Carbon [TOC] Analysis Run 5/3/2016 9:33 AM

Bridgeton LF Client: RSI Data: BRIDGETON

Sanitas™ v.9.5.24 Software licensed to Jett Environmental Consulting, UG
Hollow symbols indicate censored values.

Within Limit

Prediction Limit

Intrawell Non-parametric

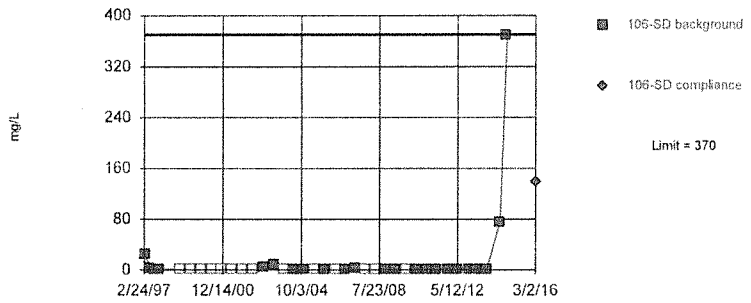

Non-parametric test used in lieu of parametric prediction limit because the Shapiro Wilk normality test showed the data to be non-normal at the 0.01 alpha level. Limit is highest of 37 background values. 37.84% NDs. Well-constituent pair annual alpha = 0.005401. Individual comparison alpha = 0.001353 (1 of 2). After outlier removal distribution was non-normal, so outlier results were invalidated.

Constituent: Total Organic Carbon [TOC] Analysis Run 5/3/2016 9:34 AM

Bridgeton LF Client: RSI Data: BRIDGETON

TREND EVALUATION OF EXCEEDING CONSTITUENTS

Sanitas™ v.9.5.24 Software licensed to Jett Environmental Consulting. UG
Hollow symbols indicate censored values.

Sen's Slope Estimator

106-SD (bg)

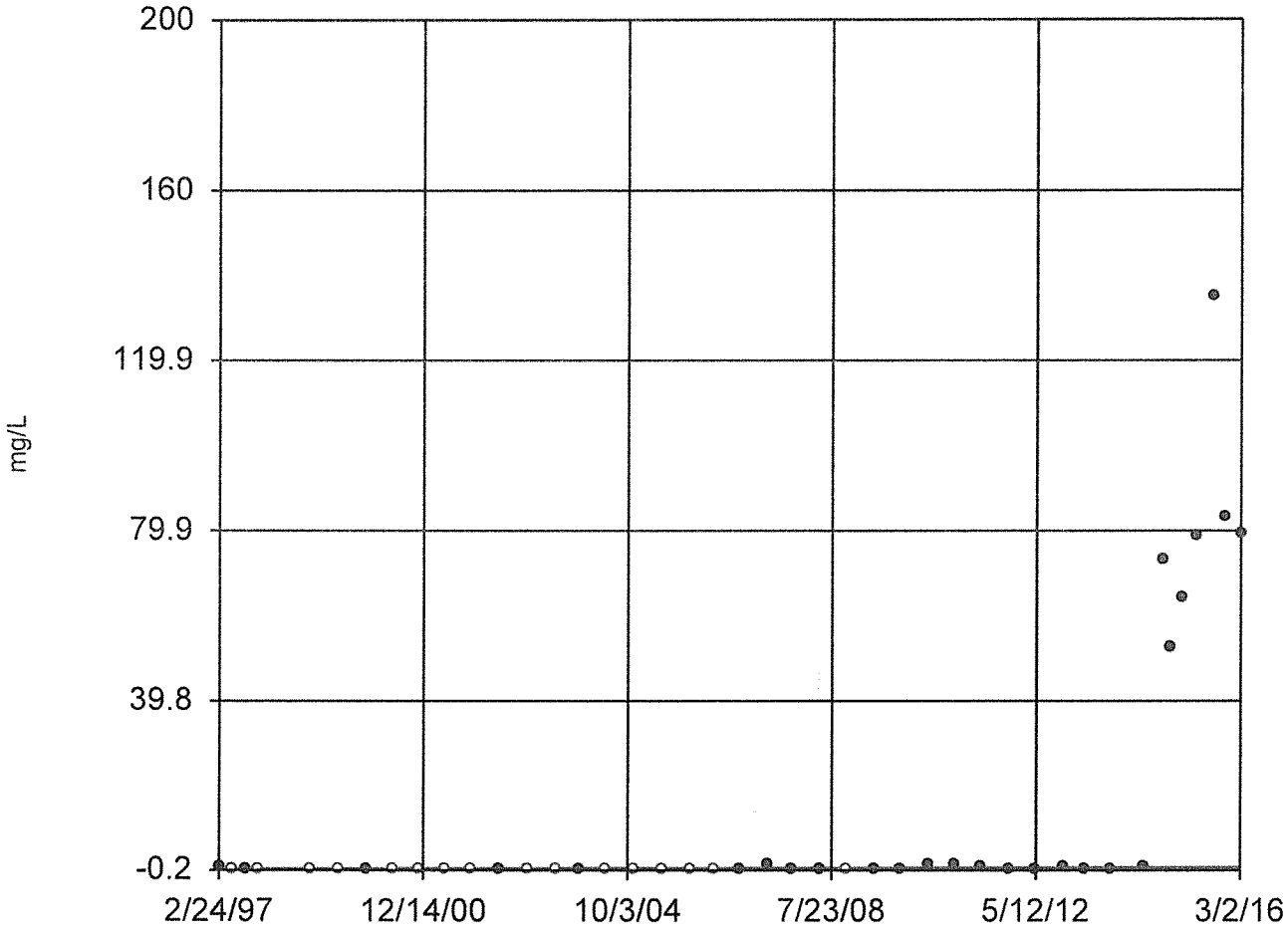

n = 43

Slope = 0.02648 units per year.

Mann-Kendall normal approx. = 5.739
critical = 2.33

Increasing trend significant at 98% confidence level (α = 0.01 per tail).

Constituent: Ammonia as N Analysis Run 5/3/2016 9:49 AM

Bridgeton LF Client: RSI Data: BRIDGETON

Sanitas™ v.9.5.24 Software licensed to Jett Environmental Consulting. UG

Sen's Slope Estimator

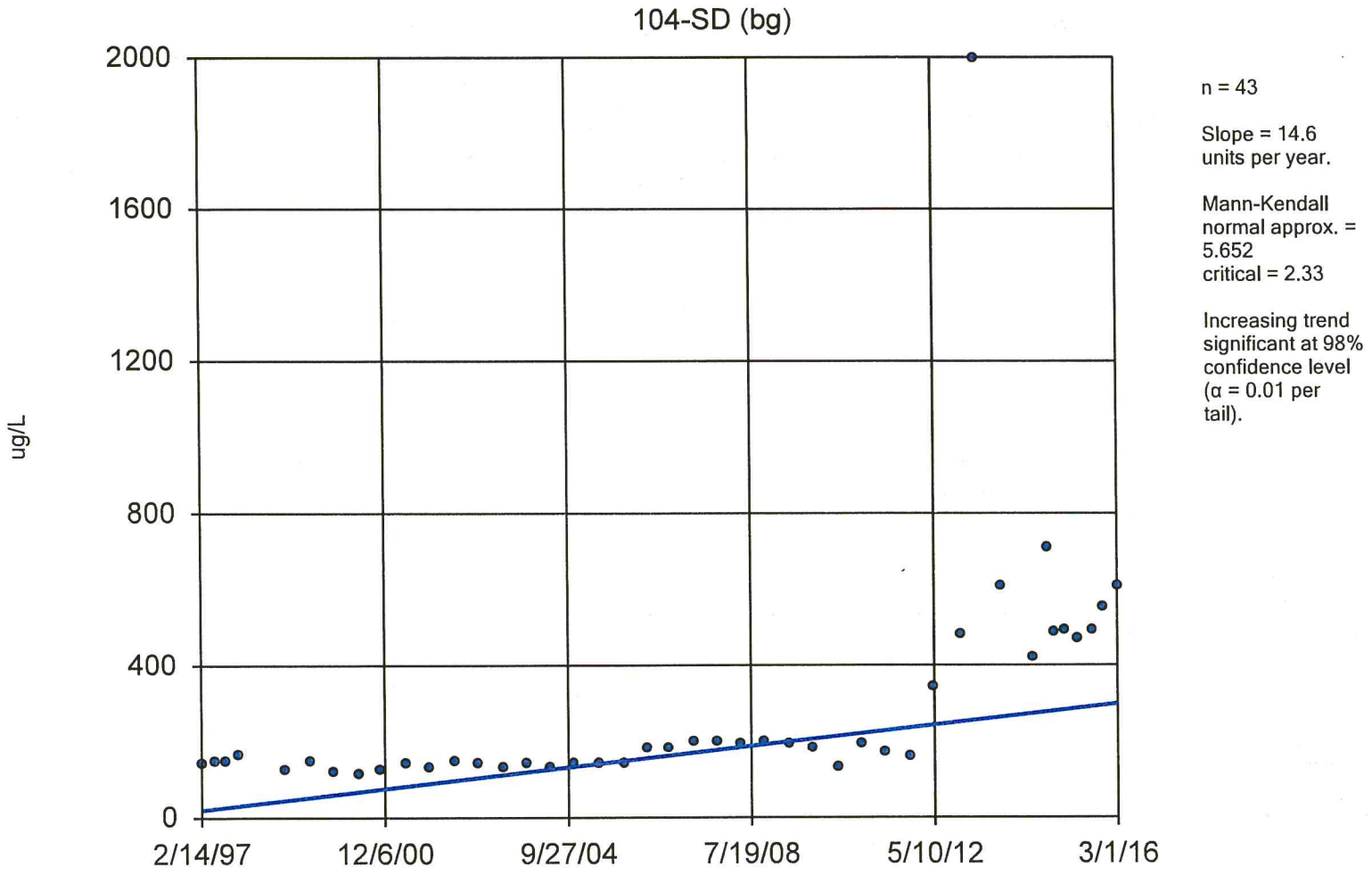

n = 43

Slope = 14.6 units per year.

Mann-Kendall normal approx. = 5.652
critical = 2.33

Increasing trend significant at 98% confidence level ($\alpha = 0.01$ per tail).

Constituent: Barium Total Analysis Run 5/3/2016 9:50 AM

Bridgeton LF Client: RSI Data: BRIDGETON

Sanitas™ v.9.5.24 Software licensed to Jett Environmental Consulting. UG

Sen's Slope Estimator

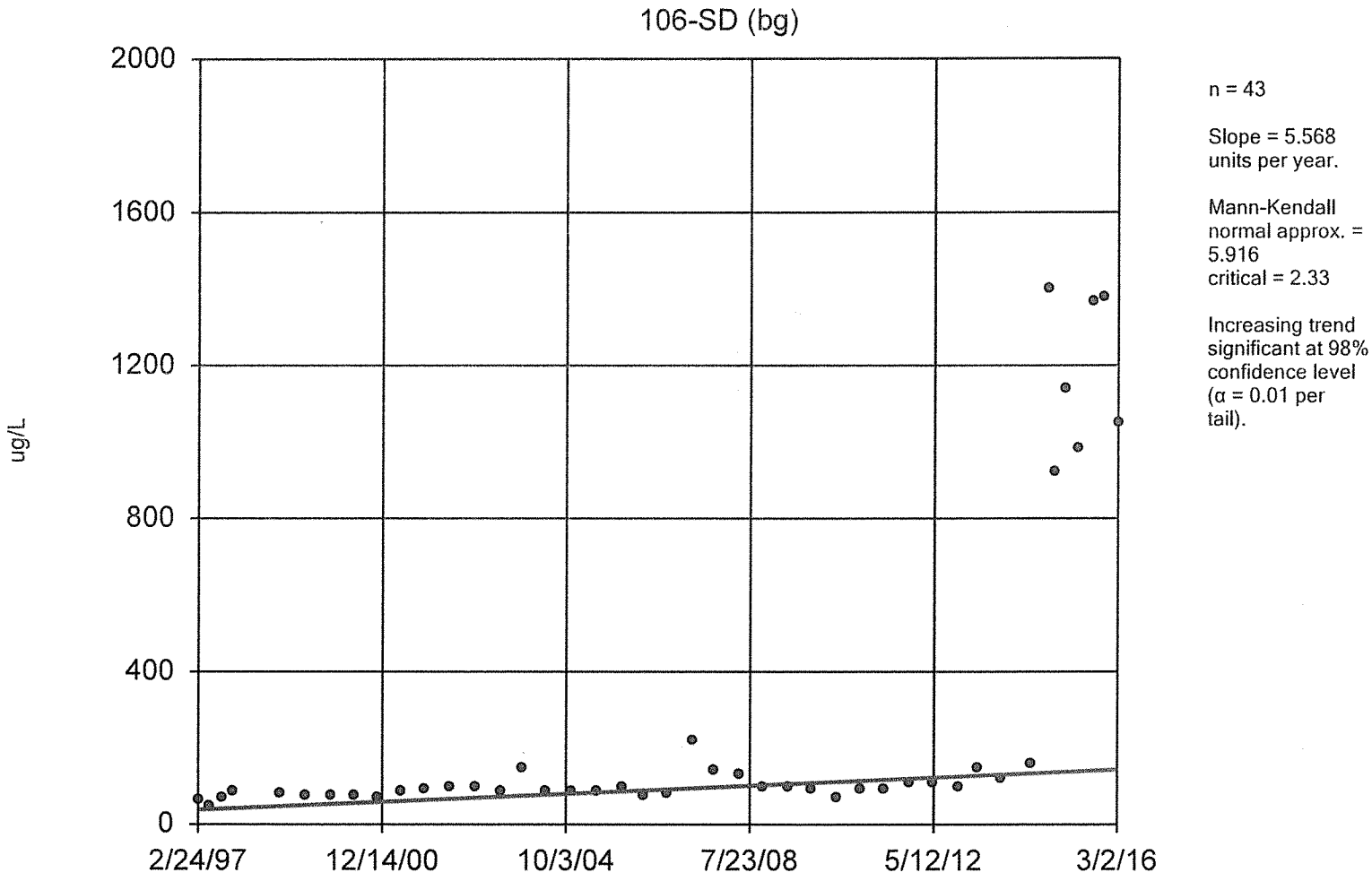

n = 43

Slope = 5.568 units per year.

Mann-Kendall normal approx. = 5.916
critical = 2.33

Increasing trend significant at 98% confidence level (α = 0.01 per tail).

Constituent: Barium Total Analysis Run 5/3/2016 9:50 AM

Bridgeton LF Client: RSI Data: BRIDGETON

Sanitas™ v.9.5.24 Software licensed to Jett Environmental Consulting. UG

Sen's Slope Estimator

104-SD (bg)

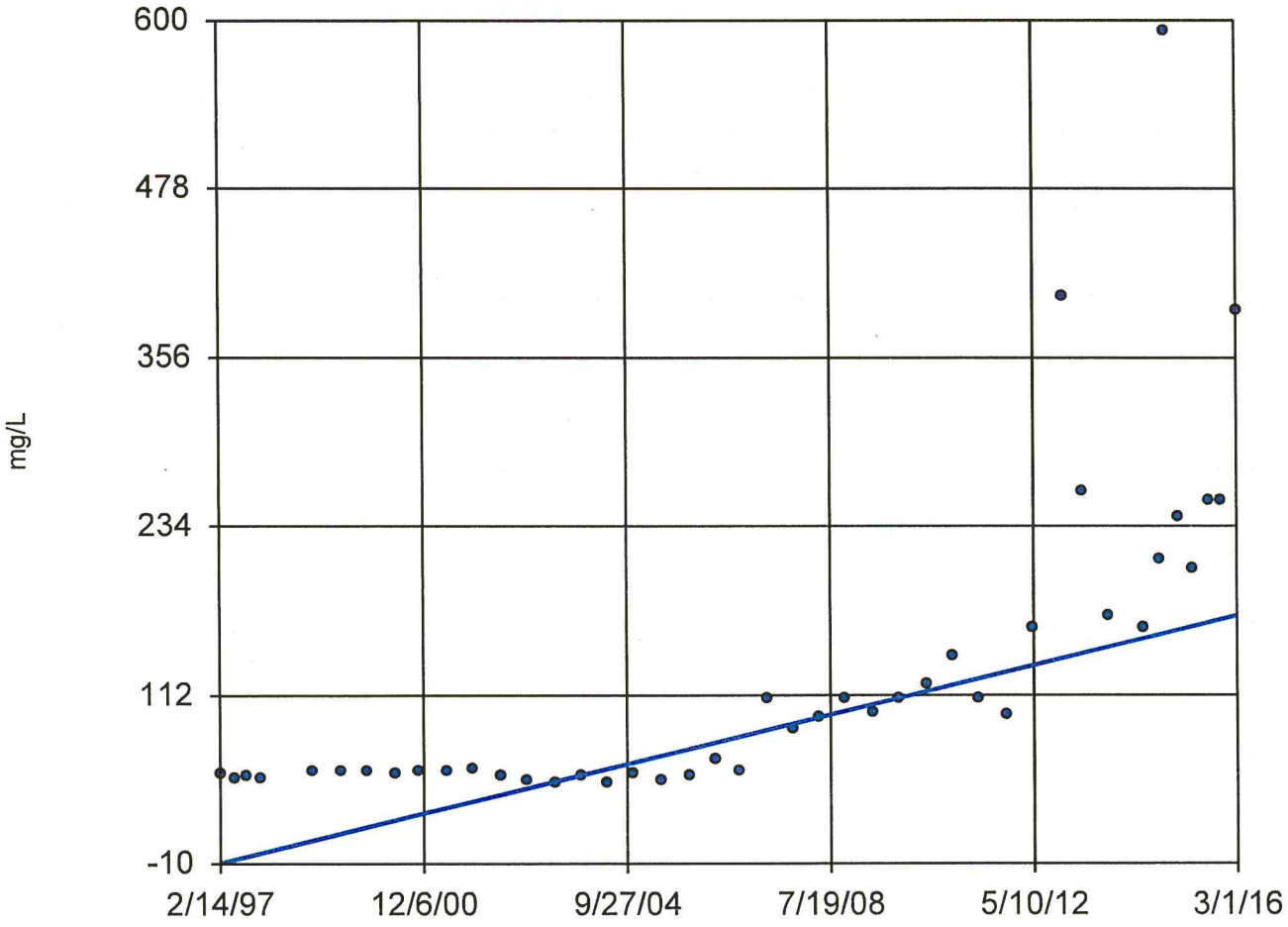

n = 43

Slope = 9.398 units per year.

Mann-Kendall normal approx. = 6.284
critical = 2.33

Increasing trend significant at 98% confidence level (α = 0.01 per tail).

Constituent: Chloride Analysis Run 5/3/2016 9:50 AM

Bridgeton LF Client: RSI Data: BRIDGETON

Sanitas™ v.9.5.24 Software licensed to Jett Environmental Consulting. UG
Hollow symbols indicate censored values.

Sen's Slope Estimator

104-SD (bg)

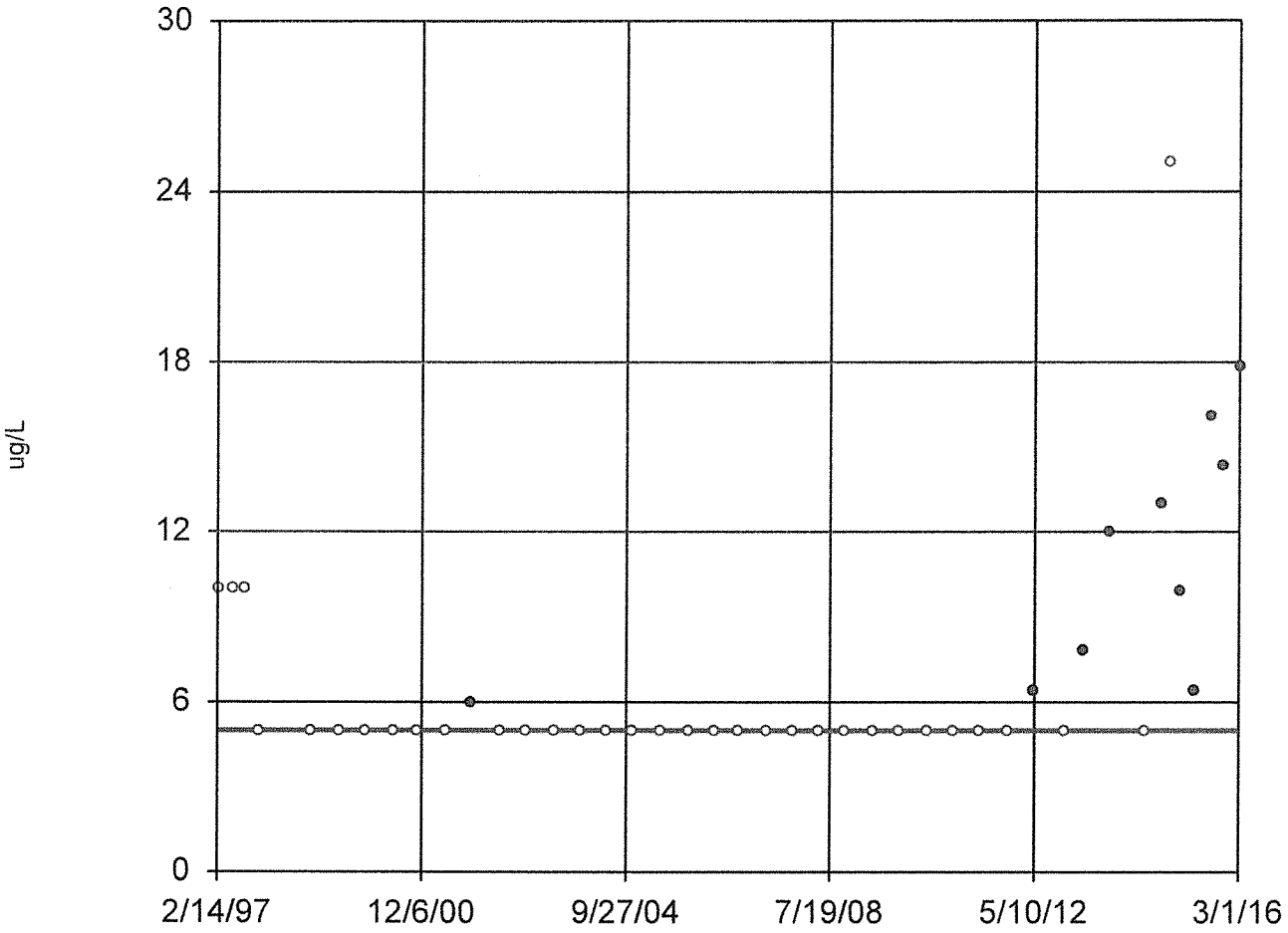

n = 43

Slope = 0
units per year.

Mann-Kendall
normal approx. =
2.675
critical = 2.33

Increasing trend
significant at 98%
confidence level
(α = 0.01 per
tail).

Constituent: Chromium Total Analysis Run 5/3/2016 9:51 AM

Bridgeton LF Client: RSI Data: BRIDGETON

Sanitas™ v.9.5.24 Software licensed to Jett Environmental Consulting. UG

Sen's Slope Estimator

104-SD (bg)

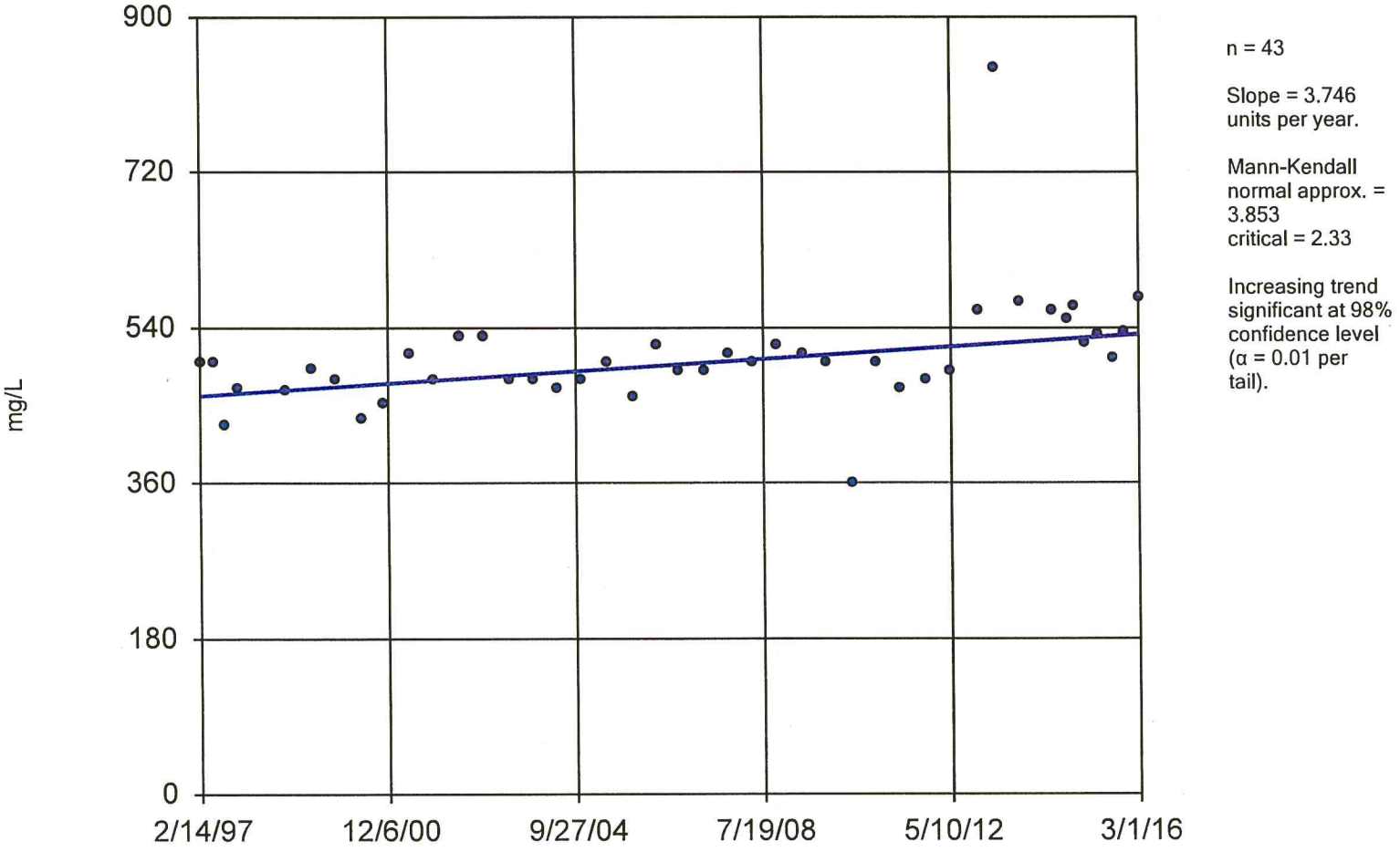

n = 43

Slope = 3.746 units per year.

Mann-Kendall normal approx. = 3.853
critical = 2.33

Increasing trend significant at 98% confidence level (α = 0.01 per tail).

Constituent: Hardness Total Analysis Run 5/3/2016 9:51 AM

Bridgeton LF Client: RSI Data: BRIDGETON

Sanitas™ v.9.5.24 Software licensed to Jett Environmental Consulting, UG

Sen's Slope Estimator

106-SD (bg)

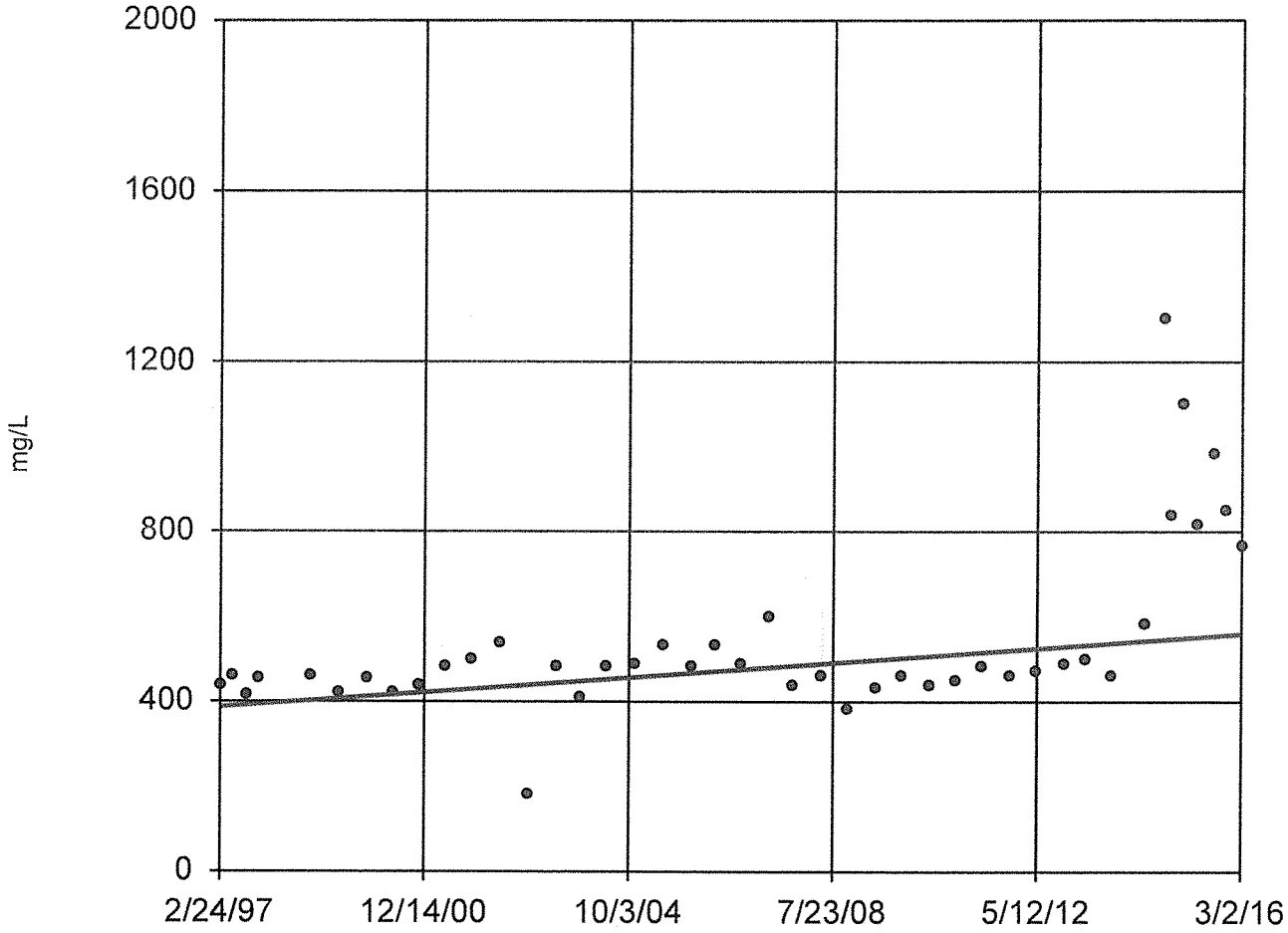

n = 43

Slope = 9.084 units per year.

Mann-Kendall normal approx. = 3.914
critical = 2.33

Increasing trend significant at 98% confidence level (α = 0.01 per tail).

Constituent: Hardness Total Analysis Run 5/3/2016 9:52 AM

Bridgeton LF Client: RSI Data: BRIDGETON

Sanitas™ v.9.5.24 Software licensed to Jett Environmental Consulting. UG

Sen's Slope Estimator

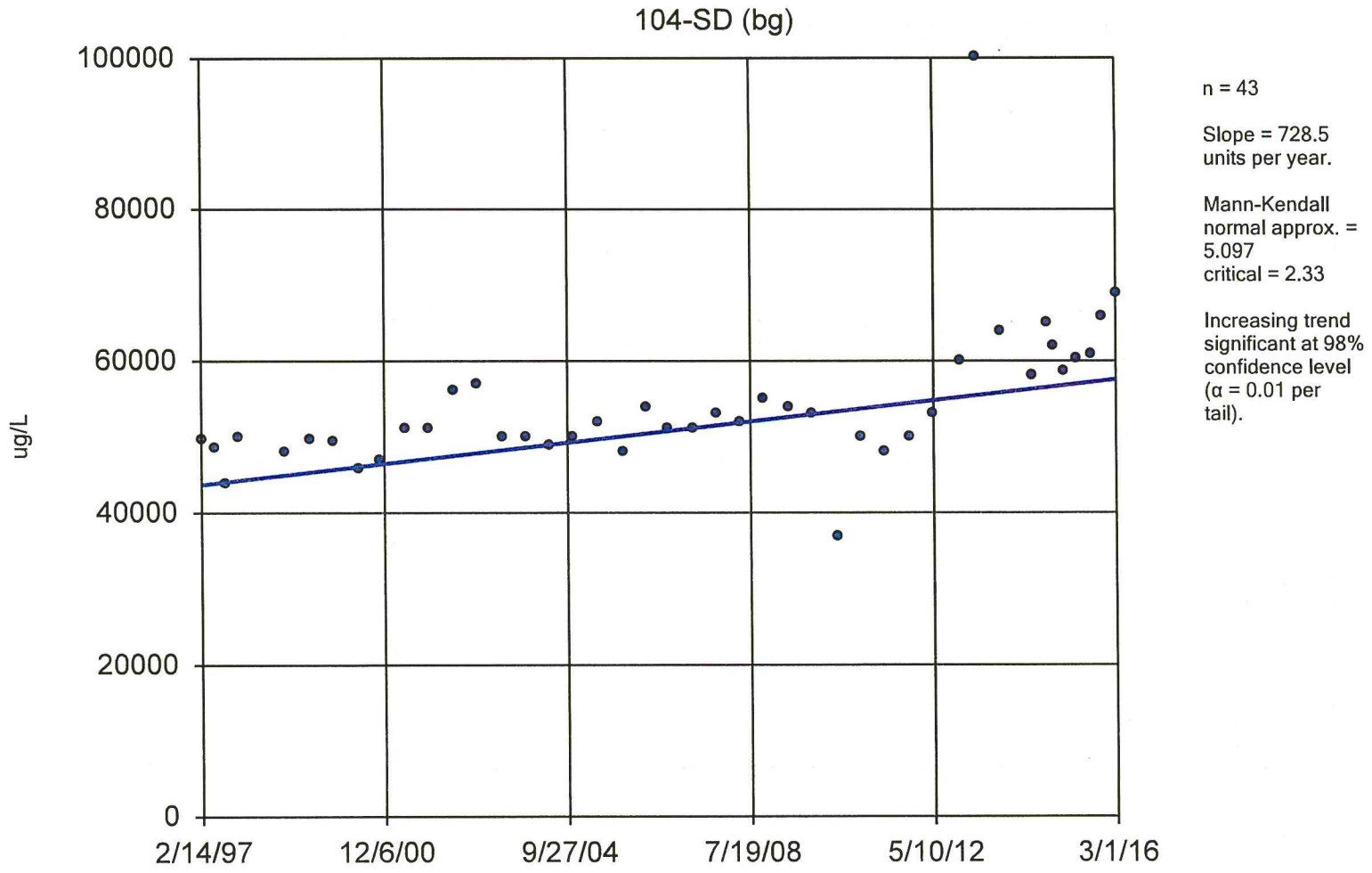

n = 43

Slope = 728.5 units per year.

Mann-Kendall normal approx. = 5.097
critical = 2.33

Increasing trend significant at 98% confidence level (α = 0.01 per tail).

Constituent: Magnesium Total Analysis Run 5/3/2016 9:52 AM

Bridgeton LF Client: RSI Data: BRIDGETON

Sanitas™ v.9.5.24 Software licensed to Jett Environmental Consulting. UG

Sen's Slope Estimator

106-SD (bg)

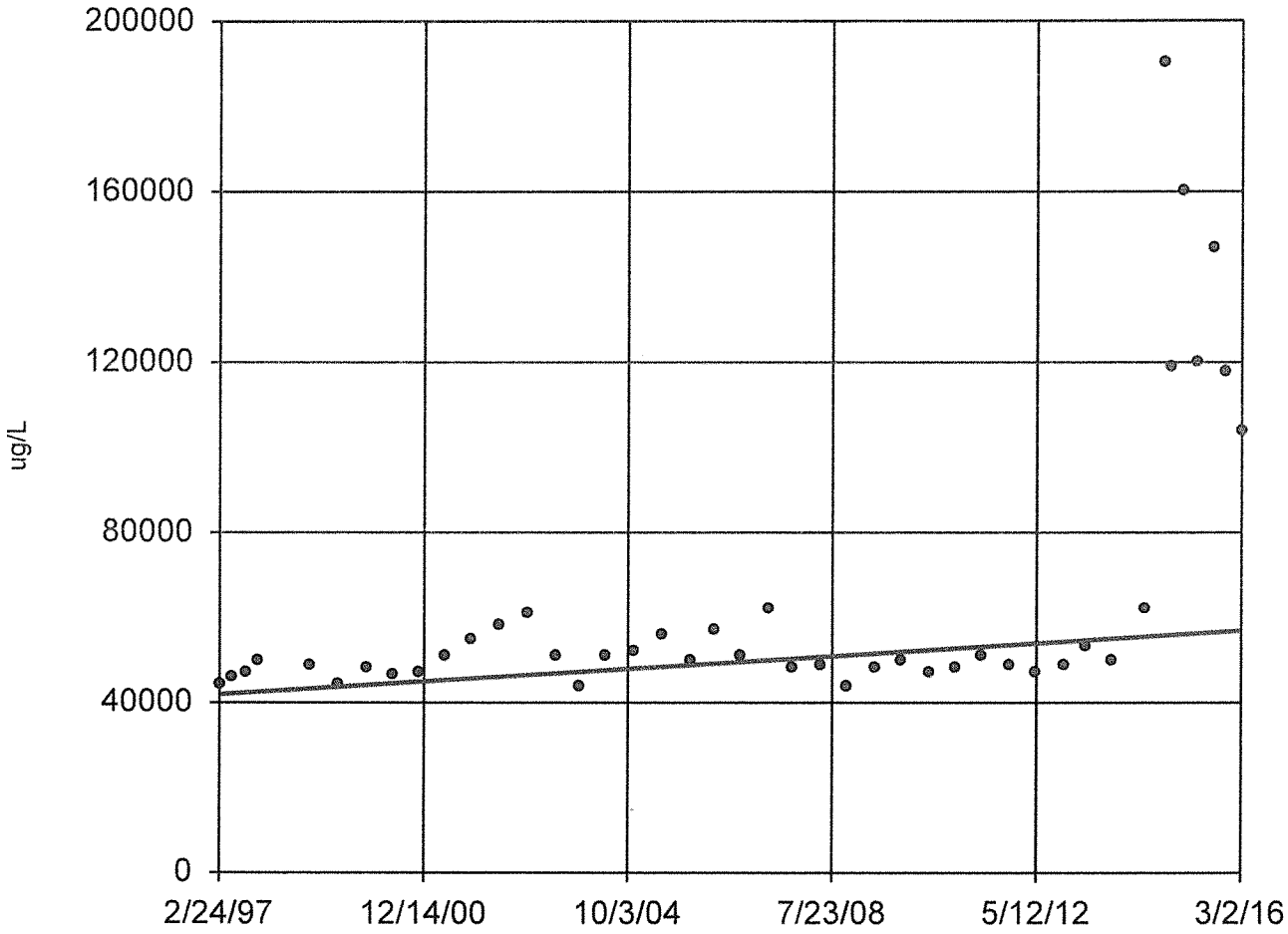

n = 43

Slope = 790 units per year.

Mann-Kendall normal approx. = 3.617
critical = 2.33

Increasing trend significant at 98% confidence level (α = 0.01 per tail).

Constituent: Magnesium Total Analysis Run 5/3/2016 9:52 AM

Bridgeton LF Client: RSI Data: BRIDGETON

Sanitas™ v.9.5.24 Software licensed to Jett Environmental Consulting. UG
Hollow symbols indicate censored values.

Sen's Slope Estimator

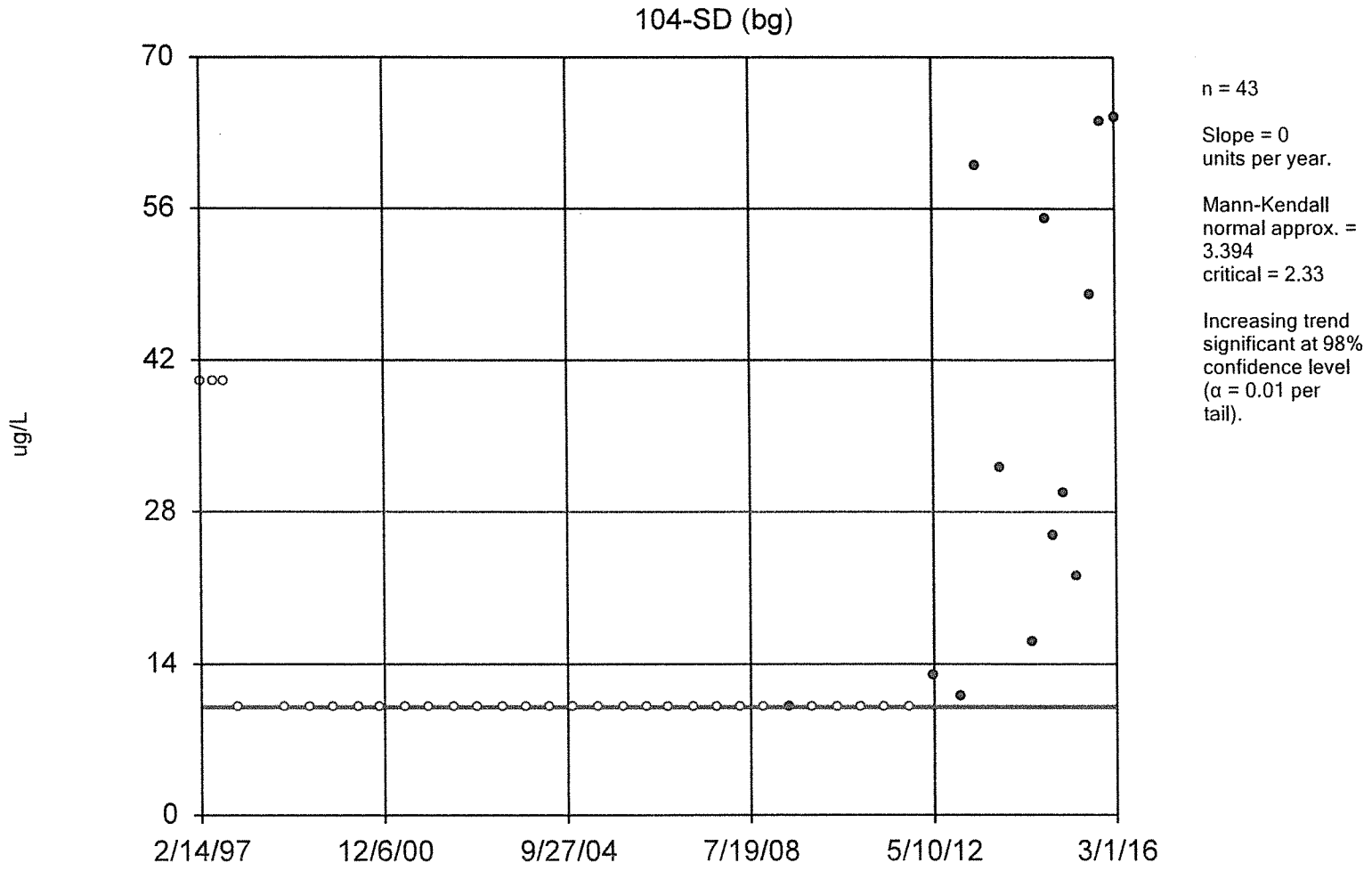

Constituent: Nickel Total Analysis Run 5/3/2016 9:53 AM

Bridgeton LF Client: RSI Data: BRIDGETON

Sanitas™ v.9.5.24 Software licensed to Jett Environmental Consulting. UG

Sen's Slope Estimator

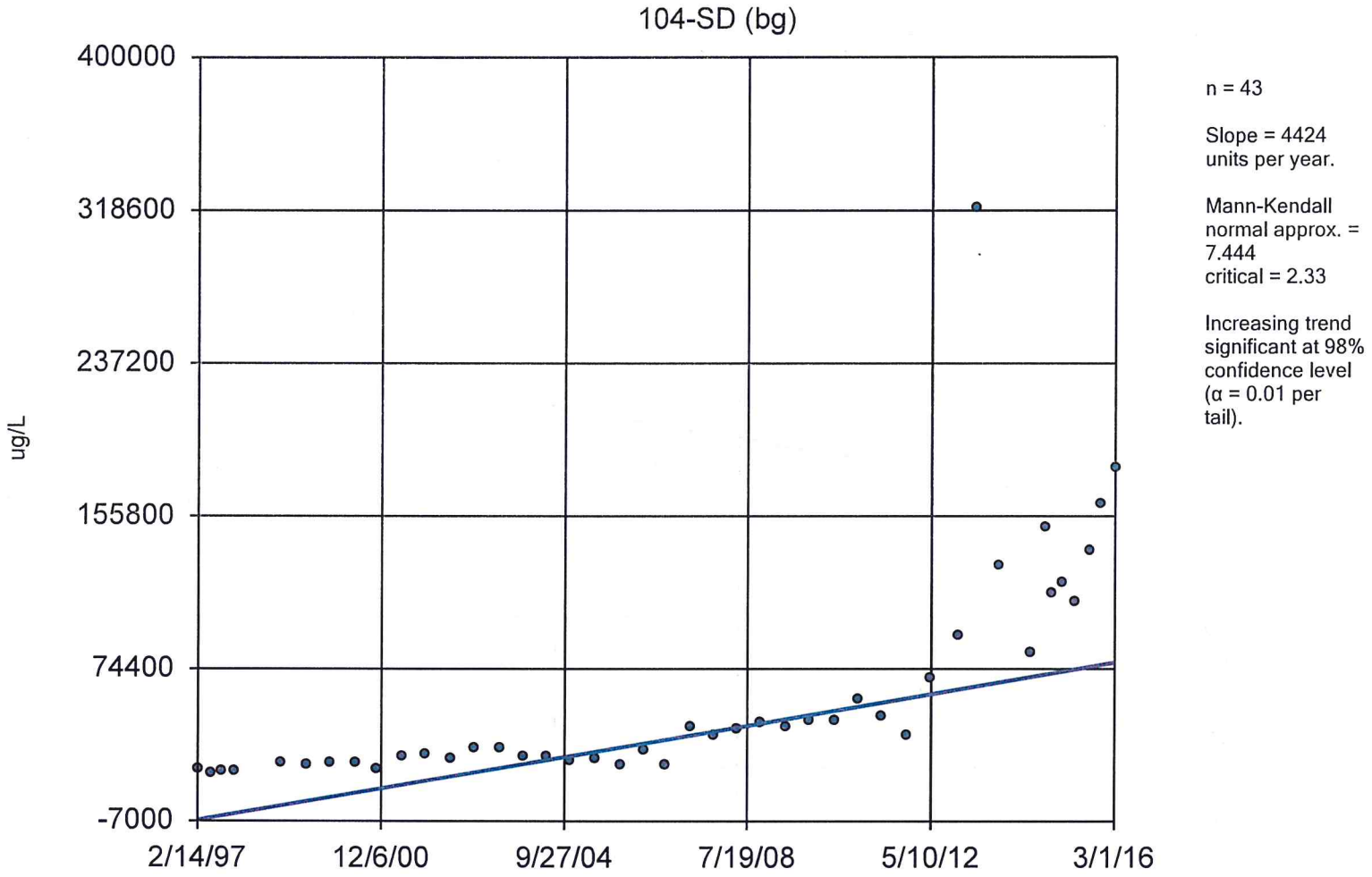

n = 43

Slope = 4424 units per year.

Mann-Kendall normal approx. = 7.444
critical = 2.33

Increasing trend significant at 98% confidence level (α = 0.01 per tail).

Constituent: Sodium Total Analysis Run 5/3/2016 9:53 AM

Bridgeton LF Client: RSI Data: BRIDGETON

Sanitas™ v.9.5.24 Software licensed to Jett Environmental Consulting. UG

Sen's Slope Estimator

104-SD (bg)

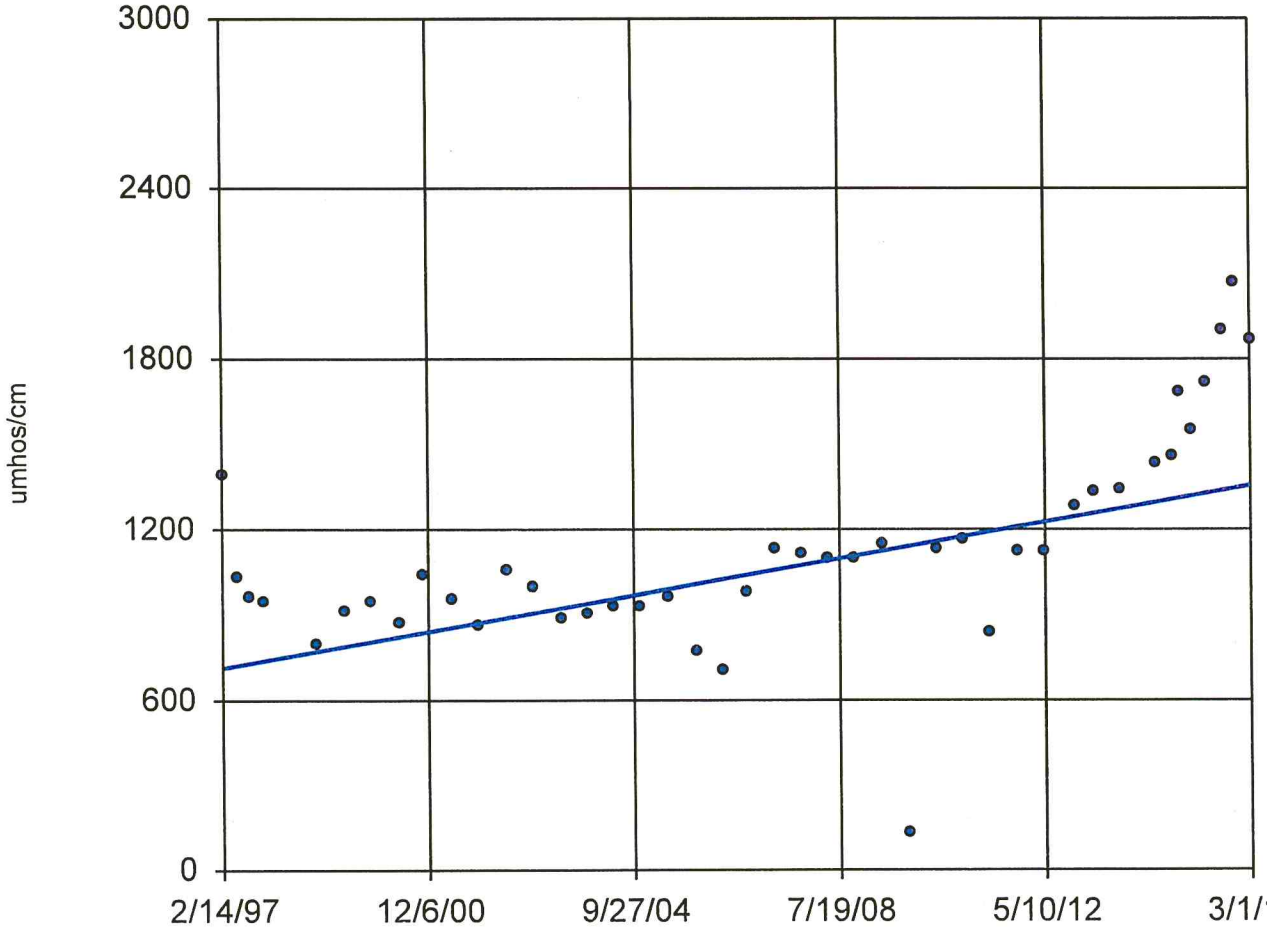

n = 43

Slope = 33.63 units per year.

Mann-Kendall normal approx. = 5.055
critical = 2.33

Increasing trend significant at 98% confidence level (α = 0.01 per tail).

Constituent: Specific Conductance [Field] Analysis Run 5/3/2016 9:53 AM

Bridgeton LF Client: RSI Data: BRIDGETON

Sanitas™ v.9.5.24 Software licensed to Jett Environmental Consulting. UG

Sen's Slope Estimator

106-SD (bg)

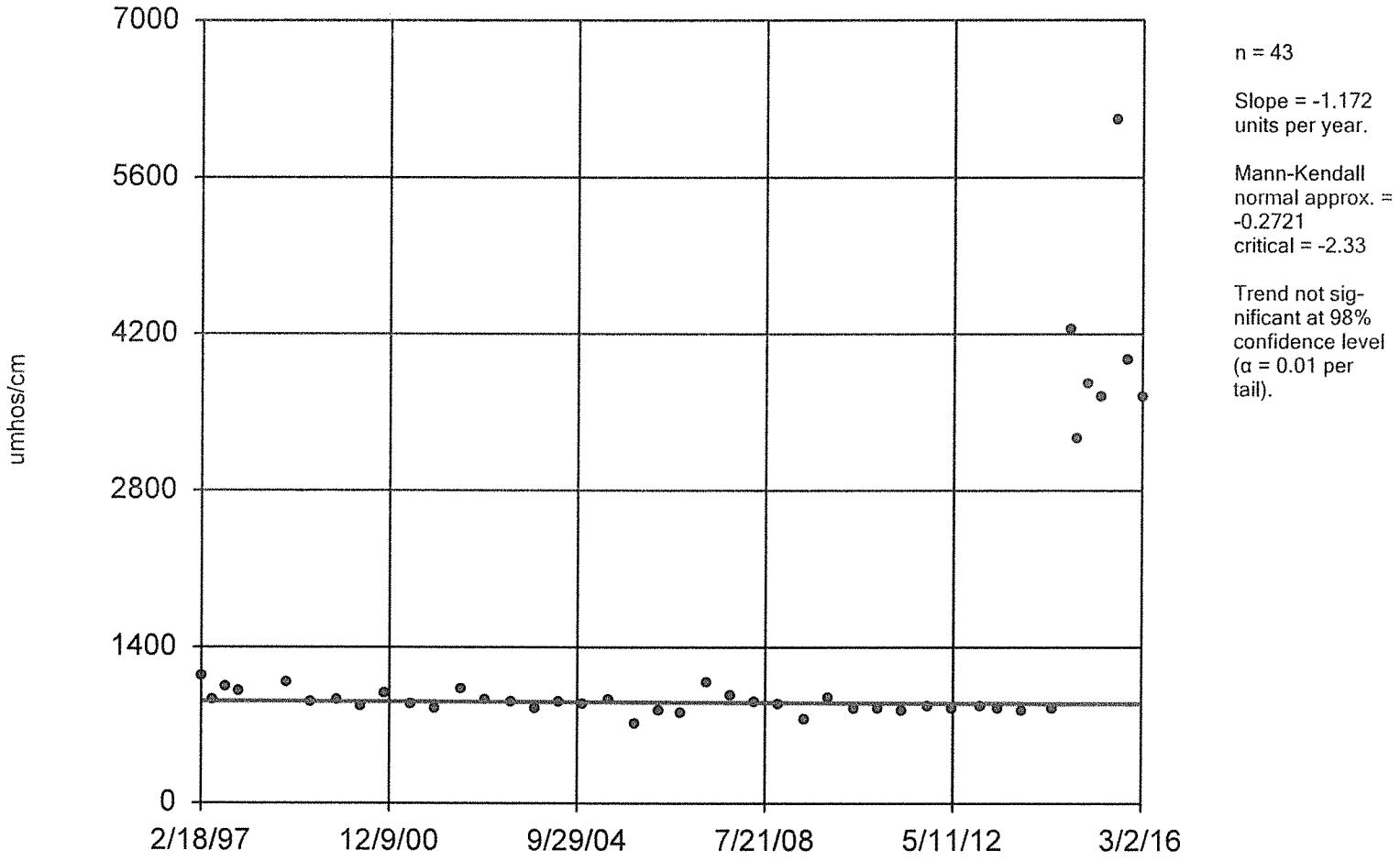

n = 43

Slope = -1.172 units per year.

Mann-Kendall normal approx. = -0.2721
critical = -2.33

Trend not significant at 98% confidence level (α = 0.01 per tail).

Constituent: Specific Conductance [Field] Analysis Run 5/3/2016 9:54 AM

Bridgeton LF Client: RSI Data: BRIDGETON

Sanitas™ v.9.5.24 Software licensed to Jett Environmental Consulting. UG

Sen's Slope Estimator

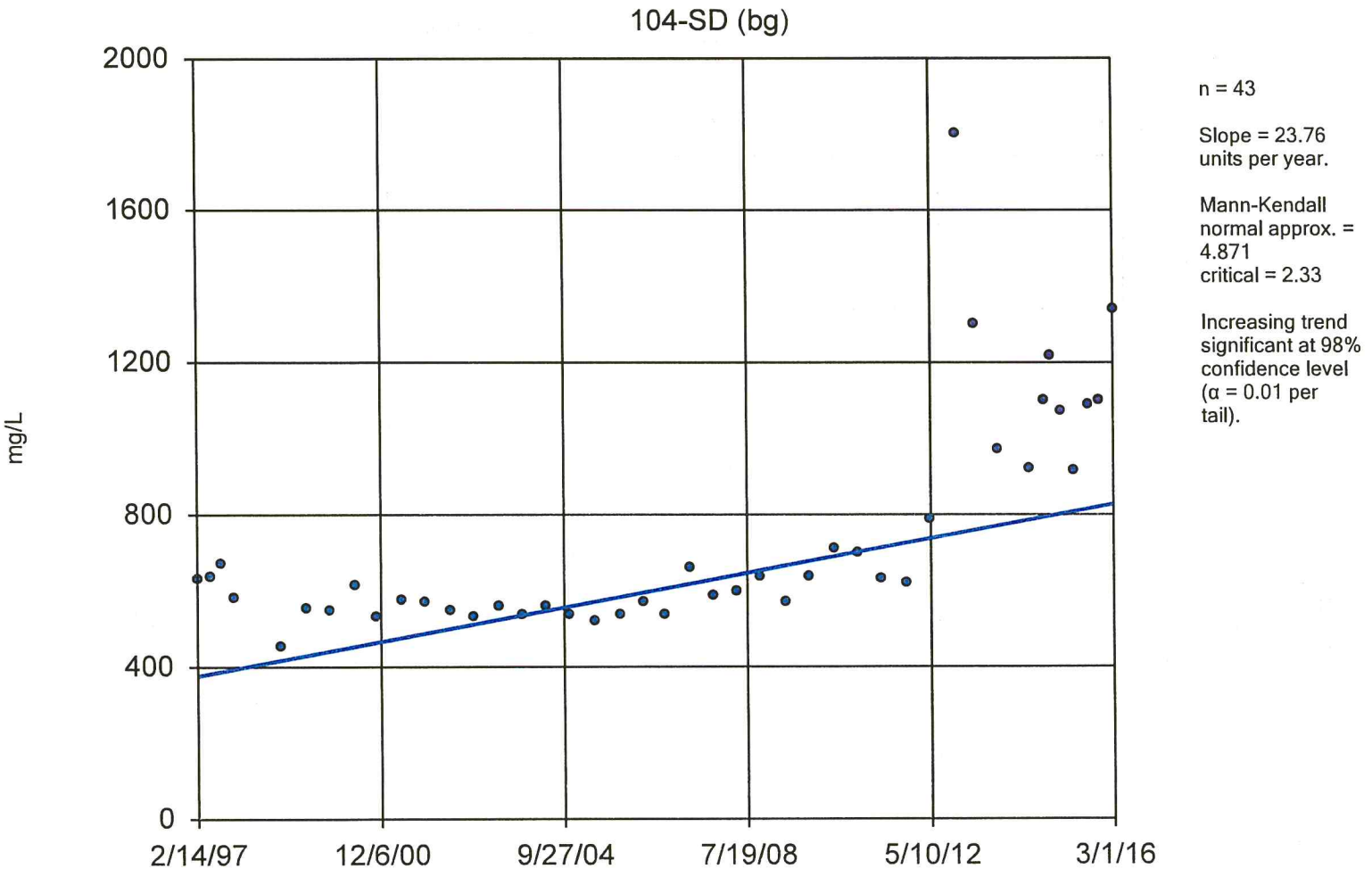

Constituent: Total Dissolved Solids [TDS] Analysis Run 5/3/2016 9:54 AM

Bridgeton LF Client: RSI Data: BRIDGETON

Sanitas™ v.9.5.24 Software licensed to Jett Environmental Consulting. UG

Sen's Slope Estimator

106-SD (bg)

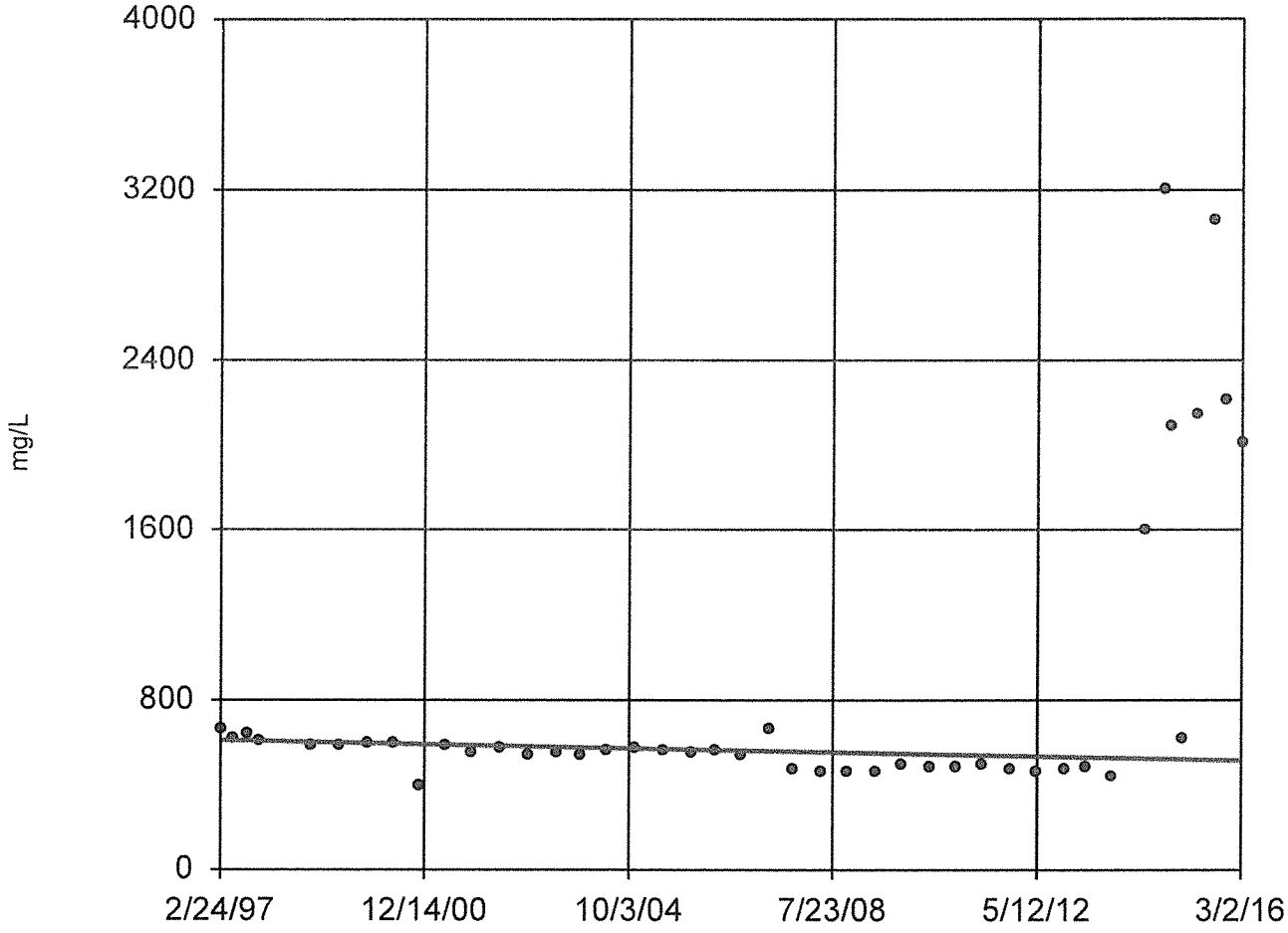

n = 43

Slope = -4.913 units per year.

Mann-Kendall normal approx. = -0.8908
critical = -2.33

Trend not significant at 98% confidence level (α = 0.01 per tail).

Constituent: Total Dissolved Solids [TDS] Analysis Run 5/3/2016 9:54 AM

Bridgeton LF Client: RSI Data: BRIDGETON

Sanitas™ v.9.5.24 Software licensed to Jett Environmental Consulting. UG
Hollow symbols indicate censored values.

Sen's Slope Estimator

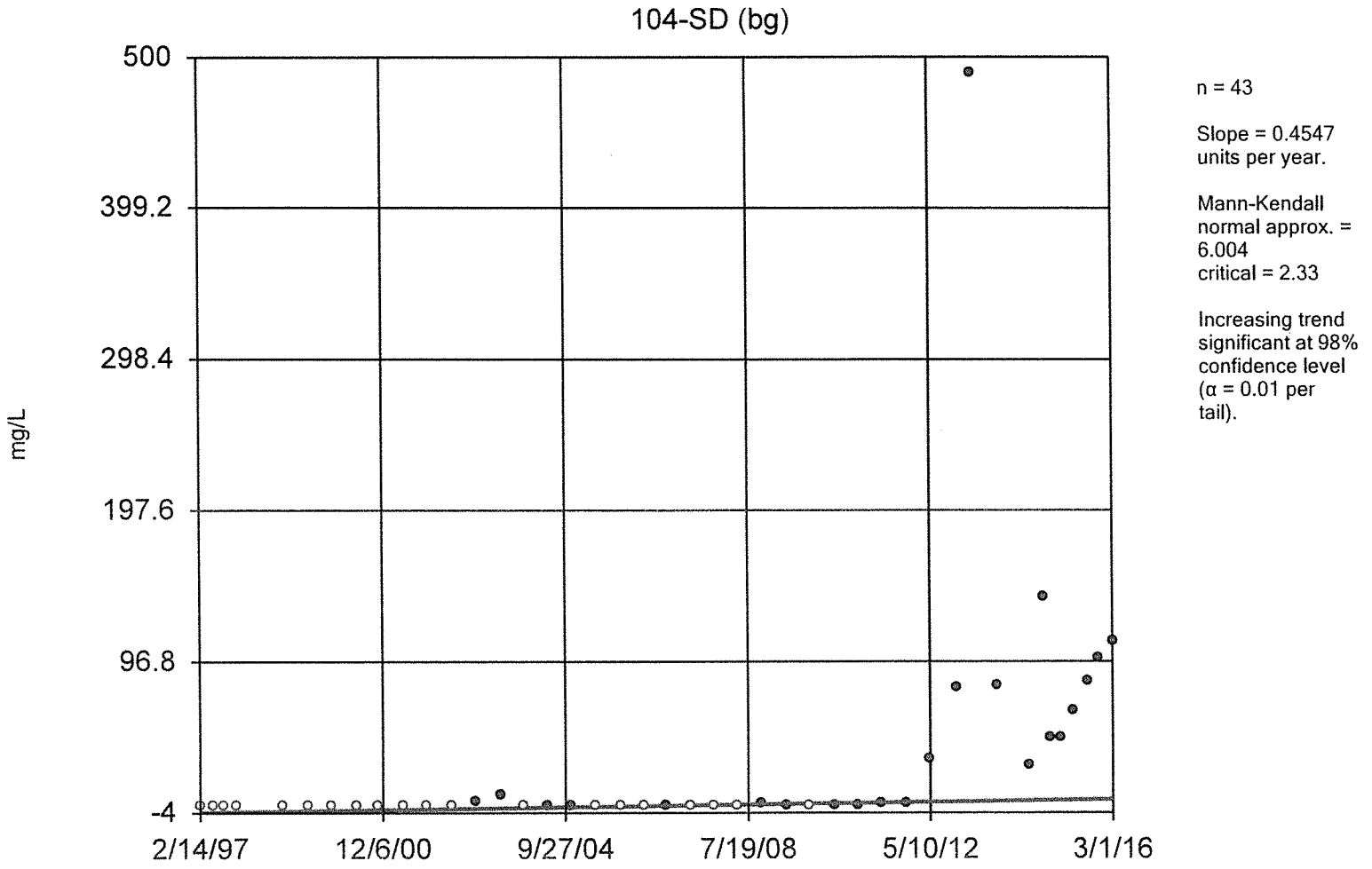

Constituent: Total Organic Carbon [TOC] Analysis Run 5/3/2016 9:55 AM

Bridgeton LF Client: RSI Data: BRIDGETON

TIME SERIES GRAPHS

Sanitas™ v.9.5.24 Software licensed to Jett Environmental Consulting, UG
Hollow symbols indicate censored values.

Time Series

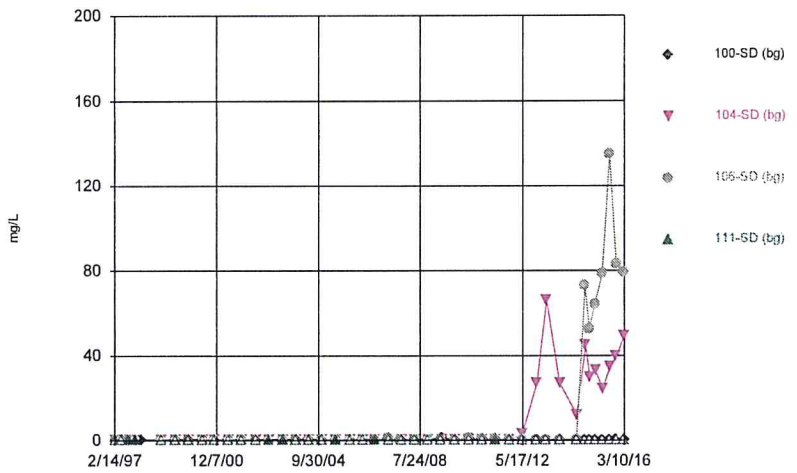

Constituent: Ammonia as N Analysis Run 5/3/2016 9:38 AM
Bridgeton LF Client: RSI Data: BRIDGETON

Sanitas™ v.9.5.24 Software licensed to Jett Environmental Consulting, UG
Hollow symbols indicate censored values.

Time Series

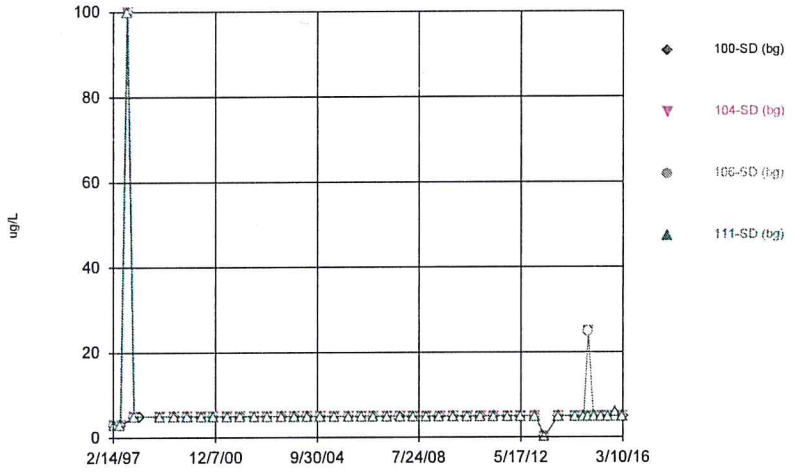

Constituent: Antimony Total Analysis Run 5/3/2016 9:38 AM
Bridgeton LF Client: RSI Data: BRIDGETON

Sanitas™ v.9.5.24 Software licensed to Jett Environmental Consulting, UG
Hollow symbols indicate censored values.

Time Series

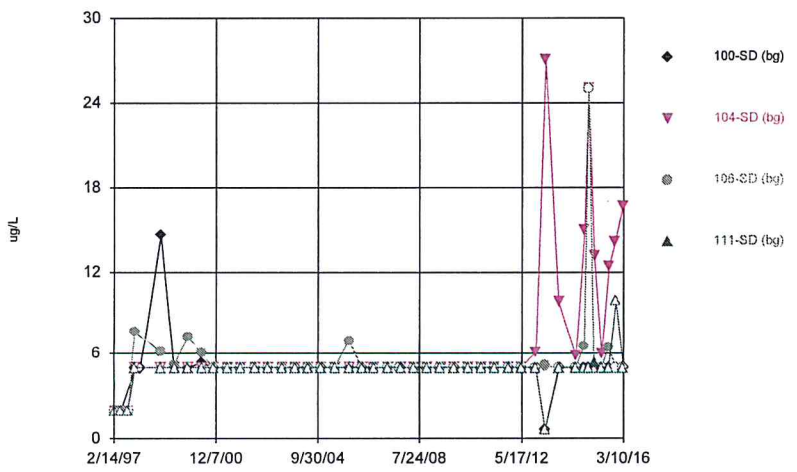

Constituent: Arsenic Total Analysis Run 5/3/2016 9:38 AM
Bridgeton LF Client: RSI Data: BRIDGETON

Sanitas™ v.9.5.24 Software licensed to Jett Environmental Consulting, UG

Time Series

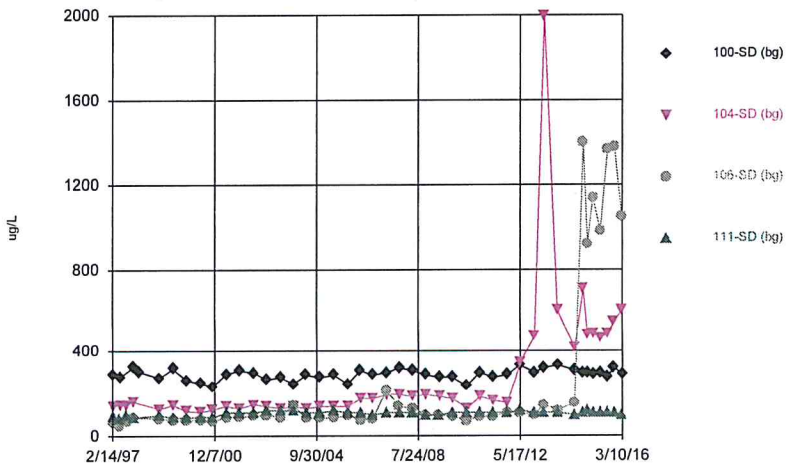

Constituent: Barium Total Analysis Run 5/3/2016 9:38 AM
Bridgeton LF Client: RSI Data: BRIDGETON

Sanitas™ v.9.5.24 Software licensed to Jett Environmental Consulting, UG
Hollow symbols indicate censored values.

Time Series

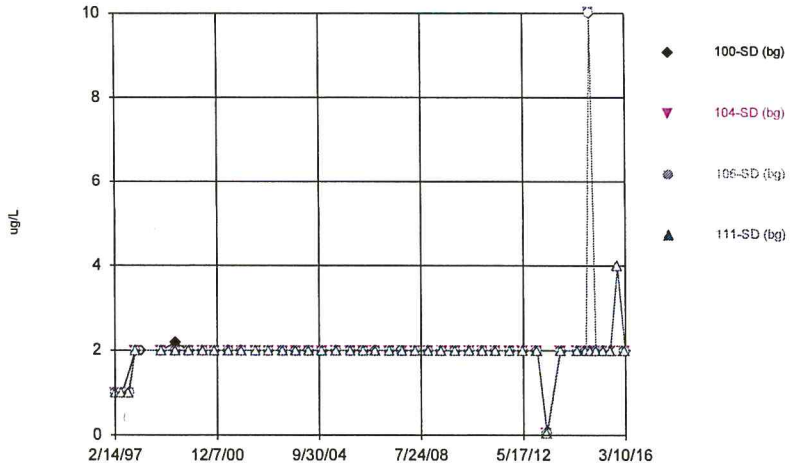

Constituent: Beryllium Total Analysis Run 5/3/2016 9:38 AM
Bridgeton LF Client: RSI Data: BRIDGETON

Sanitas™ v.9.5.24 Software licensed to Jett Environmental Consulting, UG
Hollow symbols indicate censored values.

Time Series

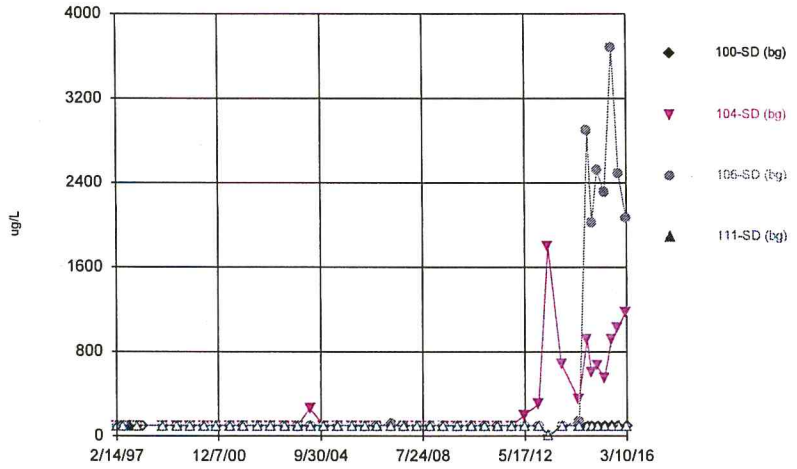

Constituent: Boron Total Analysis Run 5/3/2016 9:38 AM
Bridgeton LF Client: RSI Data: BRIDGETON

Sanitas™ v.9.5.24 Software licensed to Jett Environmental Consulting, UG
Hollow symbols indicate censored values.

Time Series

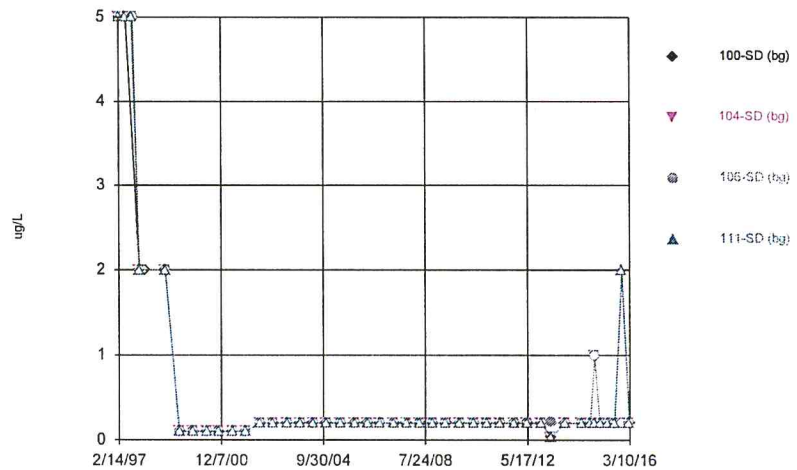

Constituent: Cadmium Total Analysis Run 5/3/2016 9:38 AM
Bridgeton LF Client: RSI Data: BRIDGETON

Sanitas™ v.9.5.24 Software licensed to Jett Environmental Consulting, UG

Time Series

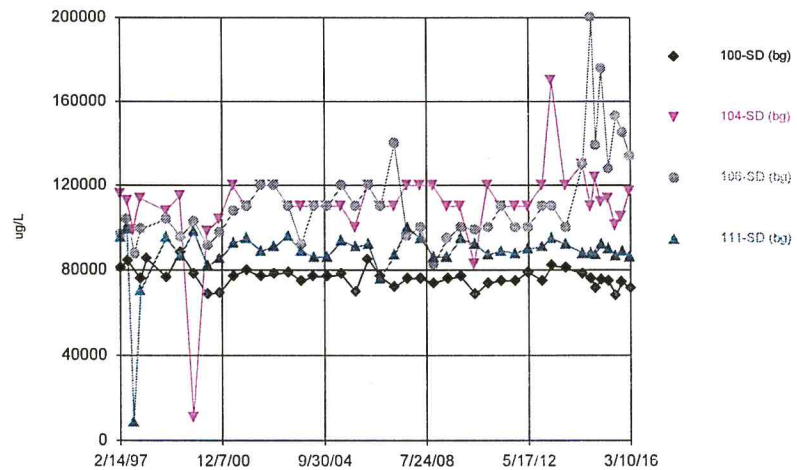

Constituent: Calcium Total Analysis Run 5/3/2016 9:38 AM
Bridgeton LF Client: RSI Data: BRIDGETON

Sanitas™ v.9.5.24 Software licensed to Jett Environmental Consulting, UG
Hollow symbols indicate censored values.

Time Series

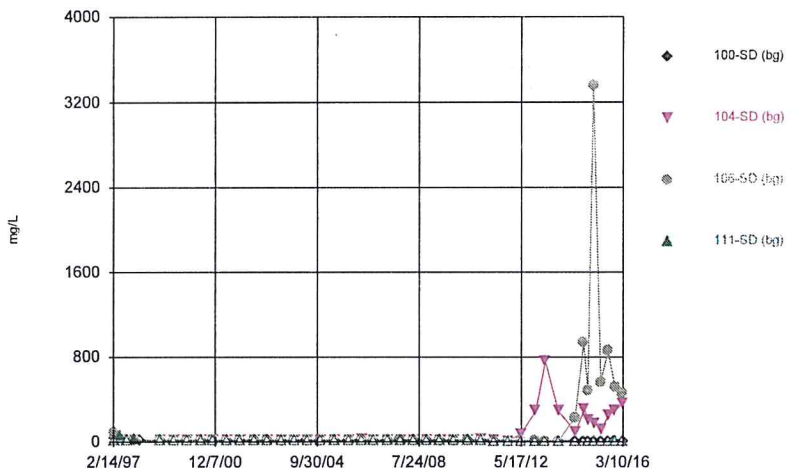

Constituent: Chemical Oxygen Demand [COD] Analysis Run 5/3/2016 9:38 AM
Bridgeton LF Client: RSI Data: BRIDGETON

Sanitas™ v.9.5.24 Software licensed to Jett Environmental Consulting, UG
Hollow symbols indicate censored values.

Time Series

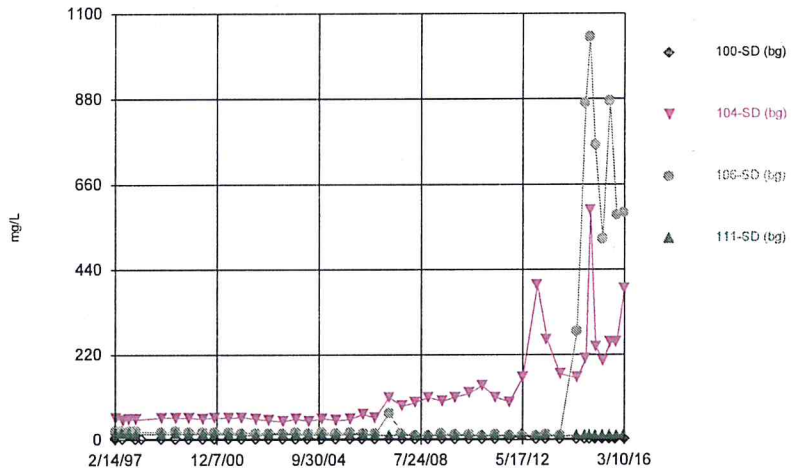

Constituent: Chloride Analysis Run 5/3/2016 9:38 AM
Bridgeton LF Client: RSI Data: BRIDGETON

Sanitas™ v.9.5.24 Software licensed to Jett Environmental Consulting, UG
Hollow symbols indicate censored values.

Time Series

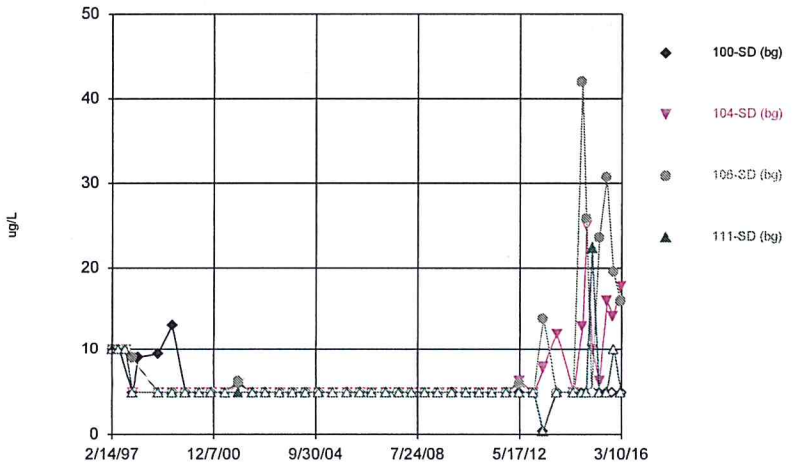

Constituent: Chromium Total Analysis Run 5/3/2016 9:38 AM
Bridgeton LF Client: RSI Data: BRIDGETON

Sanitas™ v.9.5.24 Software licensed to Jett Environmental Consulting, UG
Hollow symbols indicate censored values.

Time Series

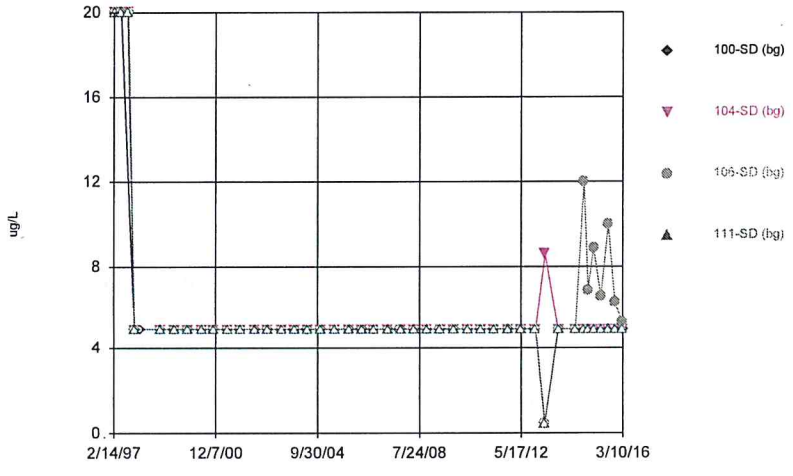

Constituent: Cobalt Total Analysis Run 5/3/2016 9:38 AM
Bridgeton LF Client: RSI Data: BRIDGETON

Sanitas™ v.9.5.24 Software licensed to Jett Environmental Consulting, UG
Hollow symbols indicate censored values.

Time Series

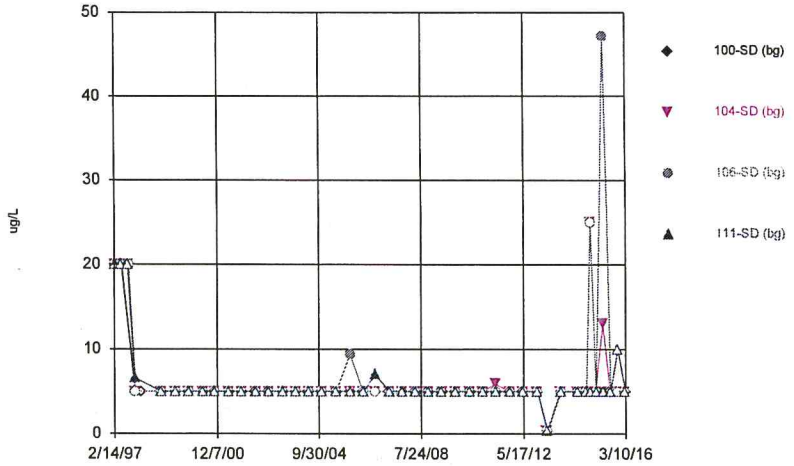

Constituent: Copper Total Analysis Run 5/3/2016 9:38 AM
Bridgeton LF Client: RSI Data: BRIDGETON

Sanitas™ v.9.5.24 Software licensed to Jett Environmental Consulting, UG
Hollow symbols indicate censored values.

Time Series

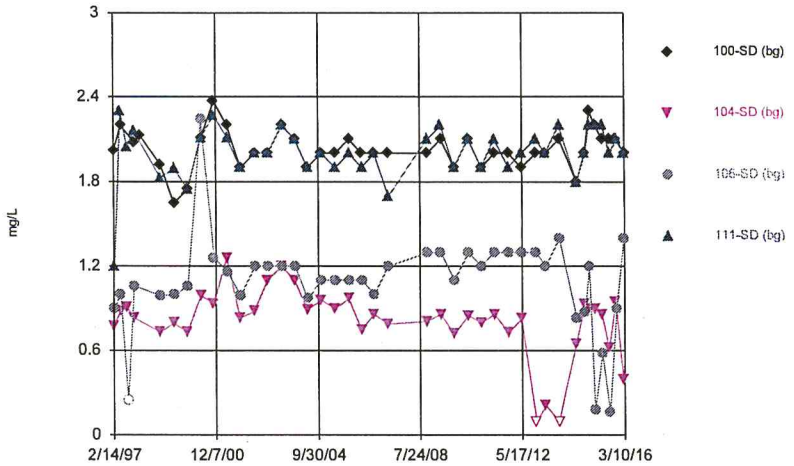

Constituent: Fluoride Analysis Run 5/3/2016 9:38 AM
Bridgeton LF Client: RSI Data: BRIDGETON

Sanitas™ v.9.5.24 Software licensed to Jett Environmental Consulting, UG

Time Series

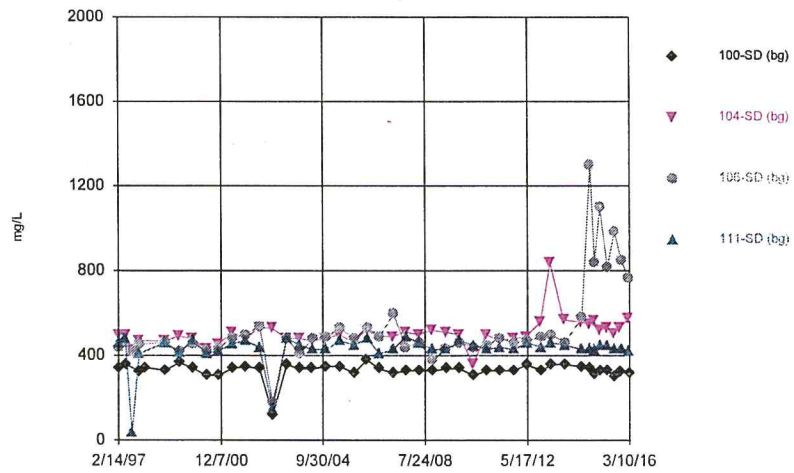

Constituent: Hardness Total Analysis Run 5/3/2016 9:38 AM
Bridgeton LF Client: RSI Data: BRIDGETON

Sanitas™ v.9.5.24 Software licensed to Jett Environmental Consulting, UG
Hollow symbols indicate censored values.

Time Series

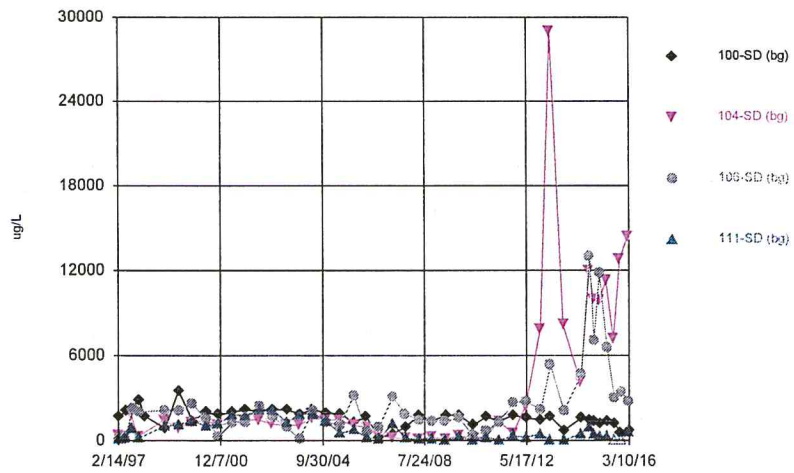

Constituent: Iron Total Analysis Run 5/3/2016 9:38 AM
Bridgeton LF Client: RSI Data: BRIDGETON

Sanitas™ v.9.5.24 Software licensed to Jett Environmental Consulting, UG
Hollow symbols indicate censored values.

Time Series

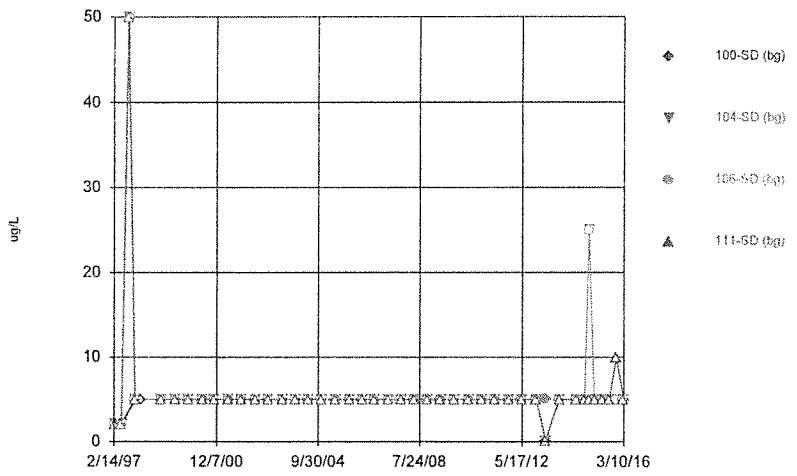

Constituent: Lead Total Analysis Run 5/3/2016 9:38 AM
Bridgeton LF Client: RSI Data: BRIDGETON

Sanitas™ v.9.5.24 Software licensed to Jett Environmental Consulting, UG

Time Series

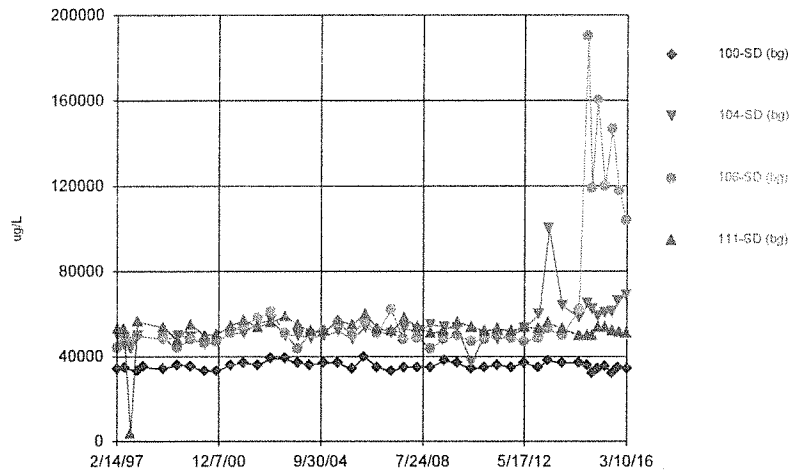

Constituent: Magnesium Total Analysis Run 5/3/2016 9:38 AM
Bridgeton LF Client: RSI Data: BRIDGETON

Sanitas™ v.9.5.24 Software licensed to Jett Environmental Consulting, UG
Hollow symbols indicate censored values.

Time Series

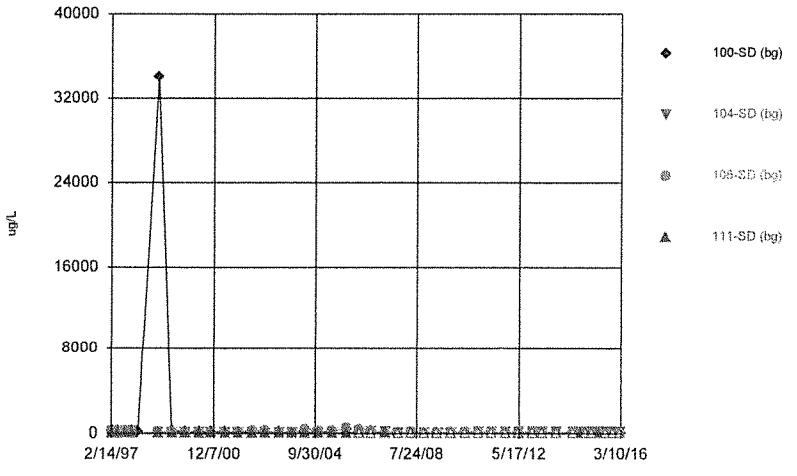

Constituent: Manganese Total Analysis Run 5/3/2016 9:38 AM
Bridgeton LF Client: RSI Data: BRIDGETON

Sanitas™ v.9.5.24 Software licensed to Jett Environmental Consulting, UG
Hollow symbols indicate censored values.

Time Series

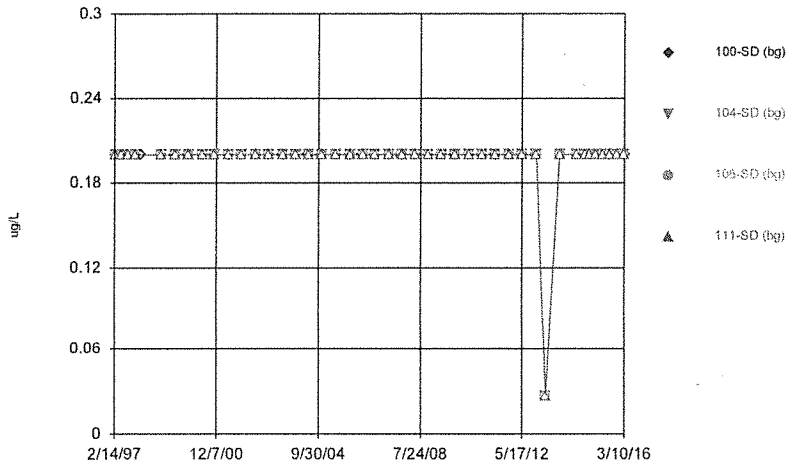

Constituent: Mercury Total Analysis Run 5/3/2016 9:38 AM
Bridgeton LF Client: RSI Data: BRIDGETON

Sanitas™ v.9.5.24 Software licensed to Jett Environmental Consulting. UG
Hollow symbols indicate censored values.

Time Series

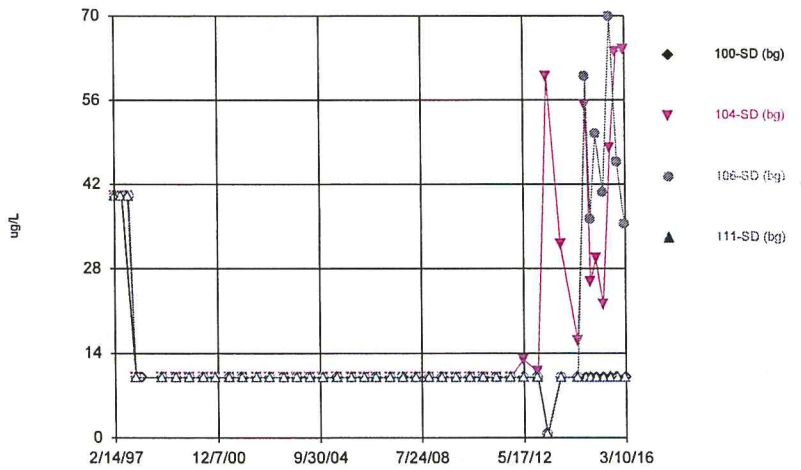

Constituent: Nickel Total Analysis Run 5/3/2016 9:38 AM
Bridgeton LF Client: RSI Data: BRIDGETON

Sanitas™ v.9.5.24 Software licensed to Jett Environmental Consulting. UG
Hollow symbols indicate censored values.

Time Series

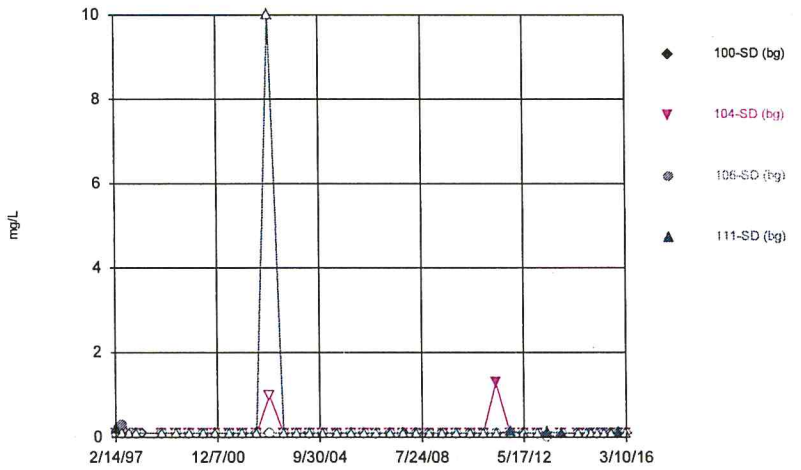

Constituent: Nitrate/Nitrite Analysis Run 5/3/2016 9:38 AM
Bridgeton LF Client: RSI Data: BRIDGETON

Sanitas™ v.9.5.24 Software licensed to Jett Environmental Consulting. UG

Time Series

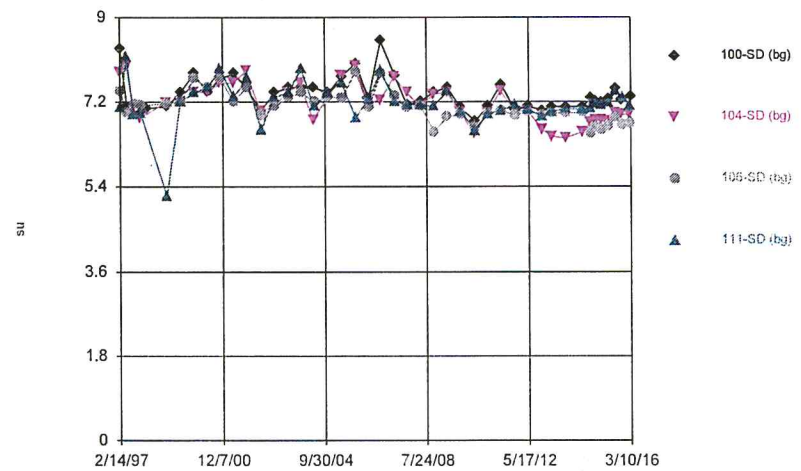

Constituent: pH [Field] Analysis Run 5/3/2016 9:38 AM
Bridgeton LF Client: RSI Data: BRIDGETON

Sanitas™ v.9.5.24 Software licensed to Jett Environmental Consulting. UG
Hollow symbols indicate censored values.

Time Series

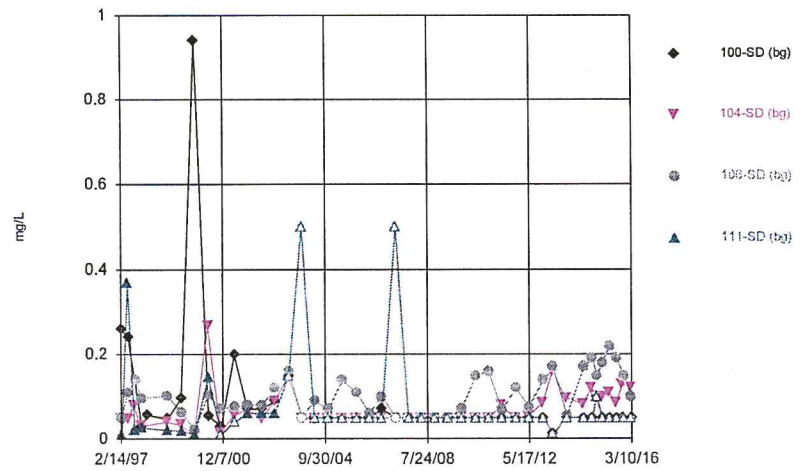

Constituent: Phosphorus Total Analysis Run 5/3/2016 9:38 AM
Bridgeton LF Client: RSI Data: BRIDGETON

Sanitas™ v.9.5.24 Software licensed to Jett Environmental Consulting, UG
Hollow symbols indicate censored values.

Time Series

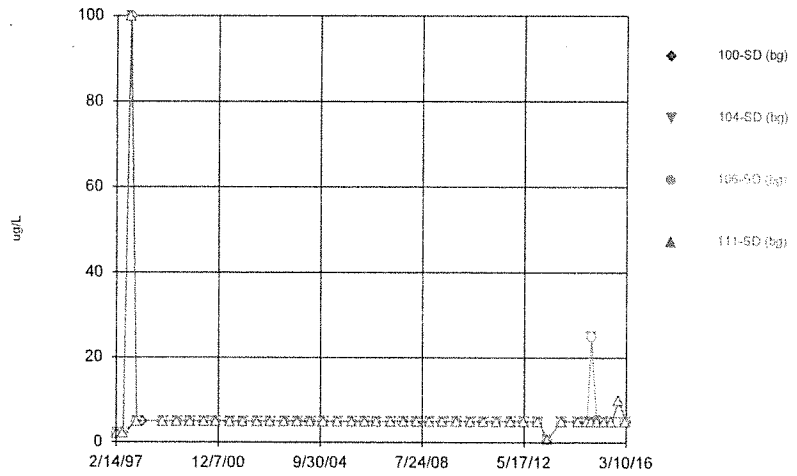

Constituent: Selenium Total Analysis Run 5/3/2016 9:38 AM
Bridgeton LF Client: RSI Data: BRIDGETON

Sanitas™ v.9.5.24 Software licensed to Jett Environmental Consulting, UG
Hollow symbols indicate censored values.

Time Series

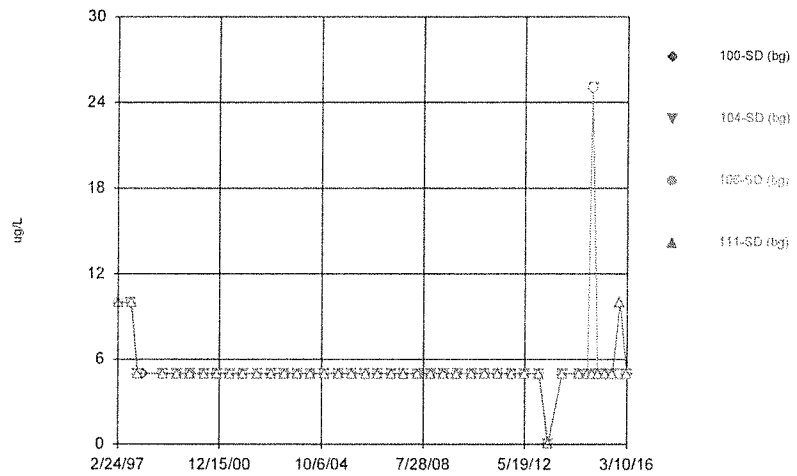

Constituent: Silver Total Analysis Run 5/3/2016 9:38 AM
Bridgeton LF Client: RSI Data: BRIDGETON

Sanitas™ v.9.5.24 Software licensed to Jett Environmental Consulting, UG

Time Series

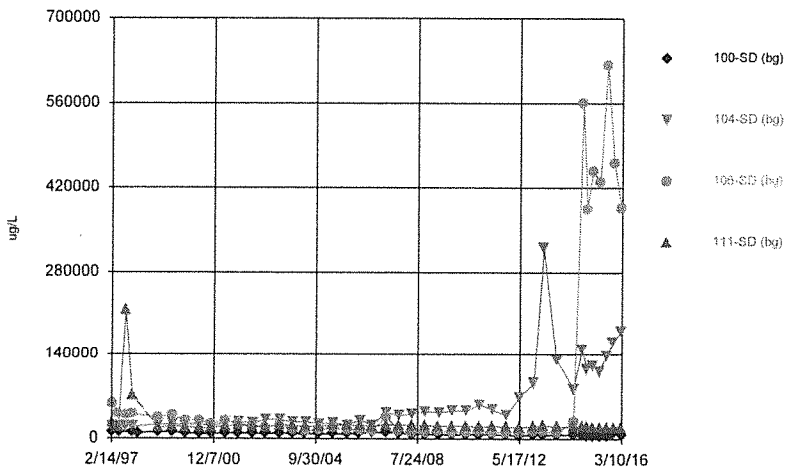

Constituent: Sodium Total Analysis Run 5/3/2016 9:38 AM
Bridgeton LF Client: RSI Data: BRIDGETON

Sanitas™ v.9.5.24 Software licensed to Jett Environmental Consulting, UG

Time Series

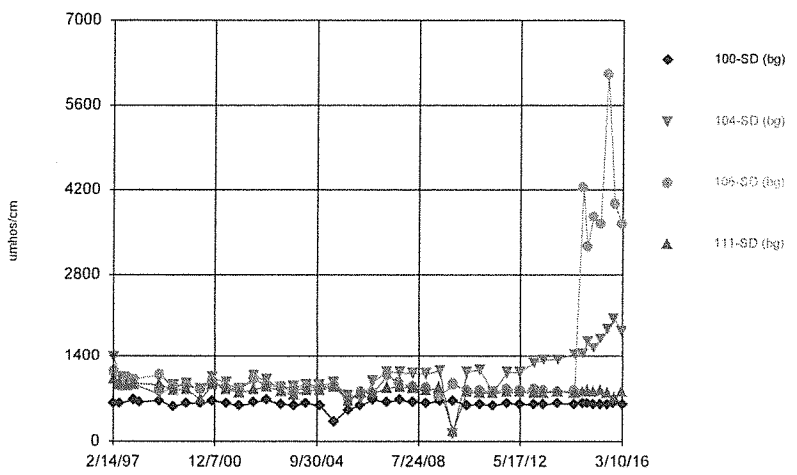

Constituent: Specific Conductance [Field] Analysis Run 5/3/2016 9:38 AM
Bridgeton LF Client: RSI Data: BRIDGETON

Sanitas™ v.9.5.24 Software licensed to Jett Environmental Consulting. UG
Hollow symbols indicate censored values.

Time Series

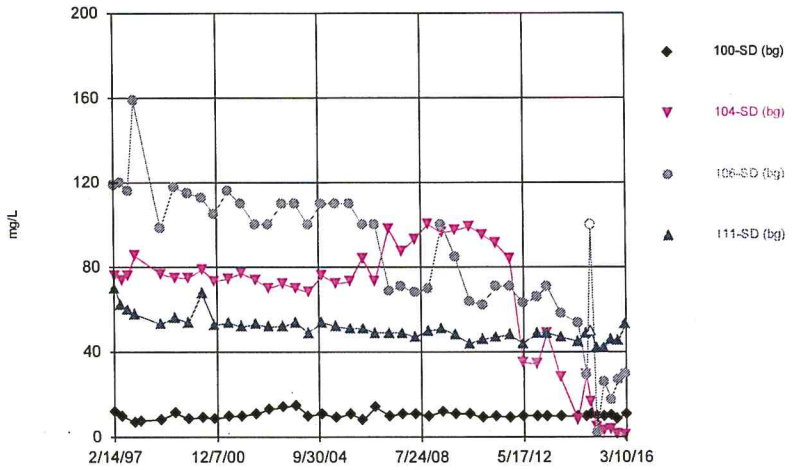

Constituent: Sulfate as SO4 Analysis Run 5/3/2016 9:38 AM
Bridgeton LF Client: RSI Data: BRIDGETON

Sanitas™ v.9.5.24 Software licensed to Jett Environmental Consulting. UG
Hollow symbols indicate censored values.

Time Series

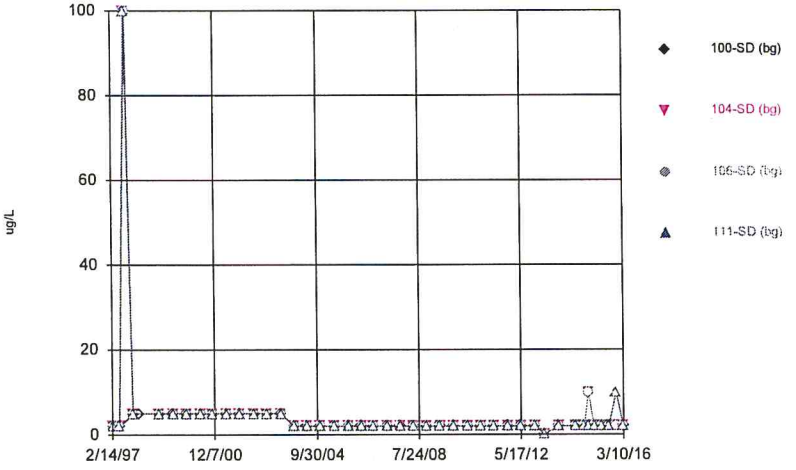

Constituent: Thallium Total Analysis Run 5/3/2016 9:38 AM
Bridgeton LF Client: RSI Data: BRIDGETON

Sanitas™ v.9.5.24 Software licensed to Jett Environmental Consulting. UG

Time Series

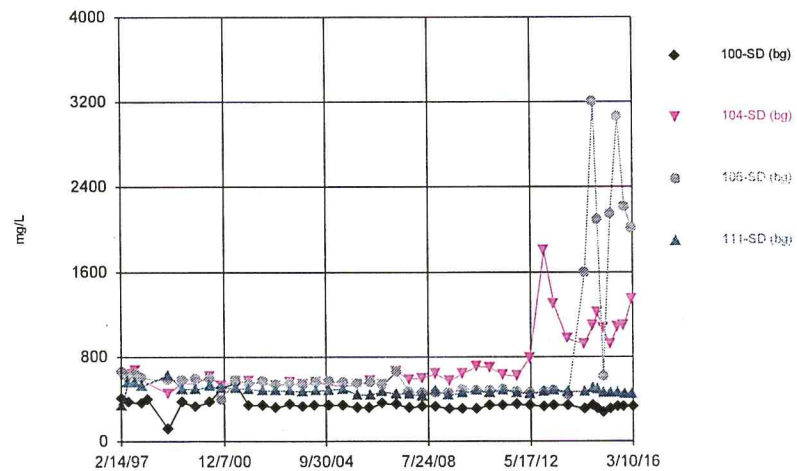

Constituent: Total Dissolved Solids [TDS] Analysis Run 5/3/2016 9:38 AM
Bridgeton LF Client: RSI Data: BRIDGETON

Sanitas™ v.9.5.24 Software licensed to Jett Environmental Consulting. UG
Hollow symbols indicate censored values.

Time Series

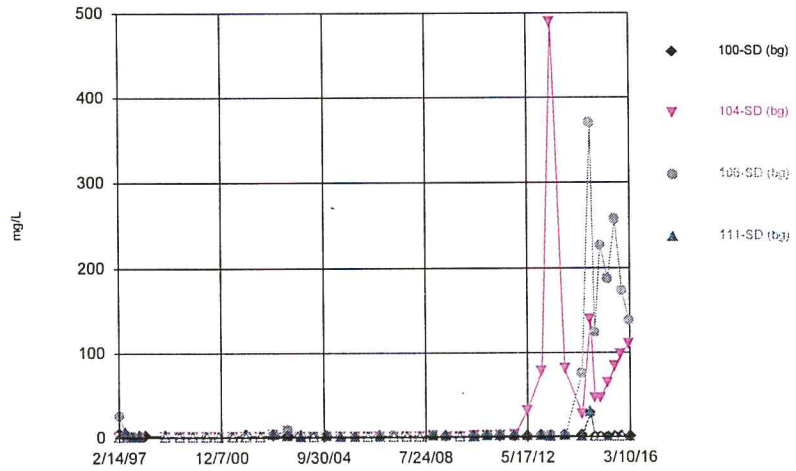

Constituent: Total Organic Carbon [TOC] Analysis Run 5/3/2016 9:38 AM
Bridgeton LF Client: RSI Data: BRIDGETON

Sanitas™ v.9.5.24 Software licensed to Jett Environmental Consulting, UG
Hollow symbols indicate censored values.

Time Series

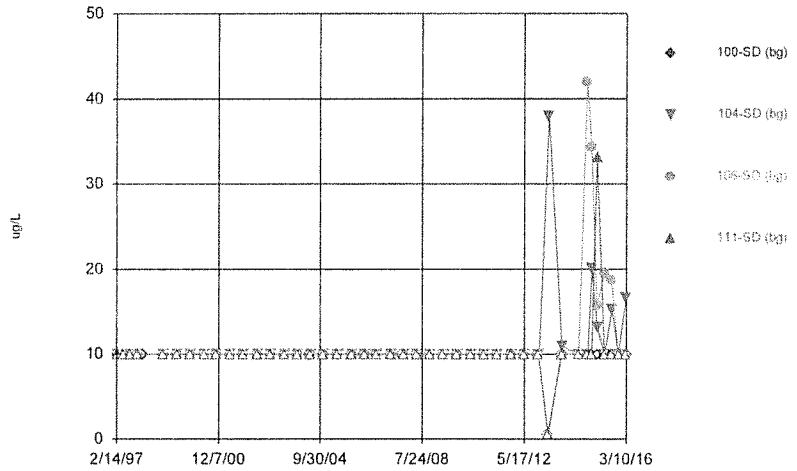

Constituent: Vanadium Total Analysis Run 5/3/2016 9:38 AM
Bridgeton LF Client: RSI Data: BRIDGETON

Sanitas™ v.9.5.24 Software licensed to Jett Environmental Consulting, UG
Hollow symbols indicate censored values.

Time Series

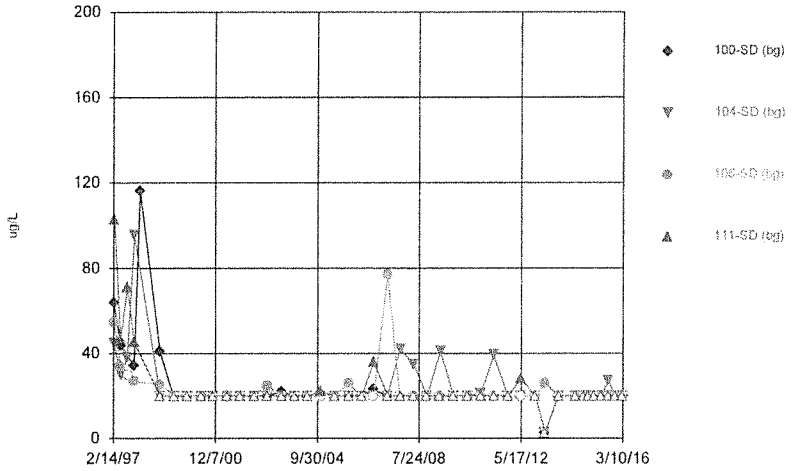

Constituent: Zinc Total Analysis Run 5/3/2016 9:38 AM
Bridgeton LF Client: RSI Data: BRIDGETON

Sanitas™ v.9.5.24 Software licensed to Jett Environmental Consulting. UG
Hollow symbols indicate censored values.

Time Series

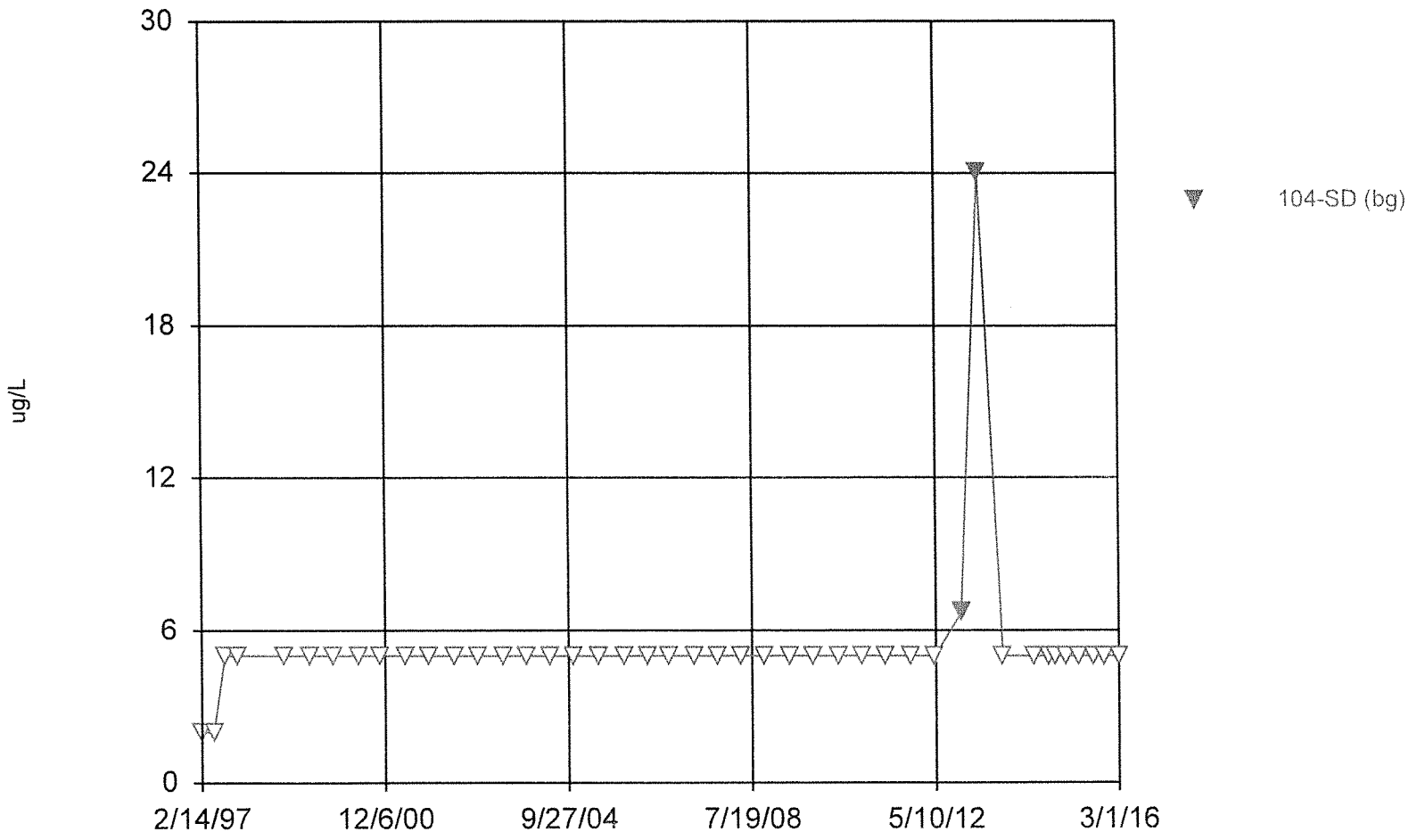

Constituent: 12-Dichloroethane Analysis Run 5/4/2016 9:31 AM

Bridgeton LF Client: RSI Data: BRIDGETON

Sanitas™ v.9.5.24 Software licensed to Jett Environmental Consulting. UG
Hollow symbols indicate censored values.

Time Series

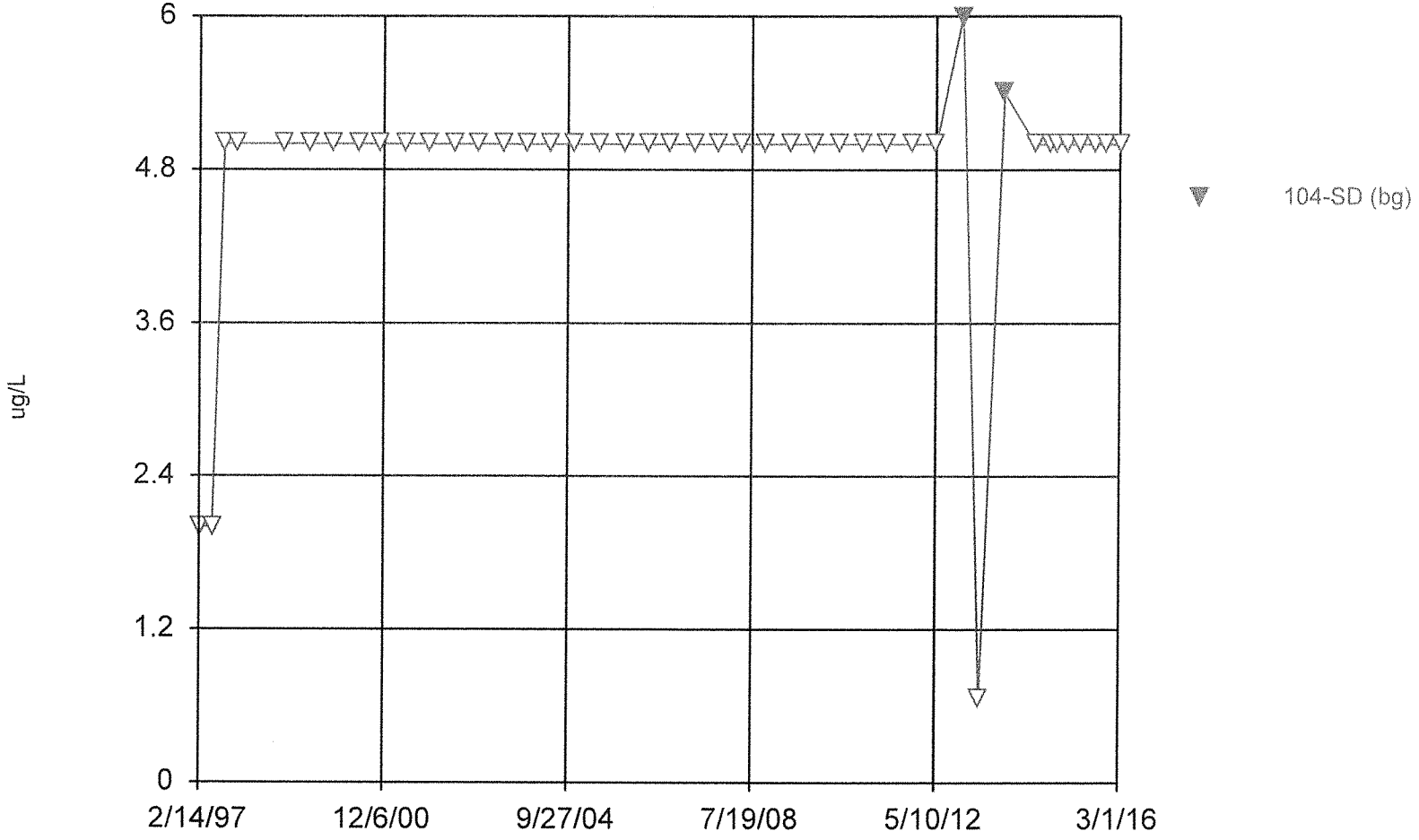

Constituent: 14-Dichlorobenzene Analysis Run 5/4/2016 9:31 AM

Bridgeton LF Client: RSI Data: BRIDGETON

Sanitas™ v.9.5.24 Software licensed to Jett Environmental Consulting. UG
Hollow symbols indicate censored values.

Time Series

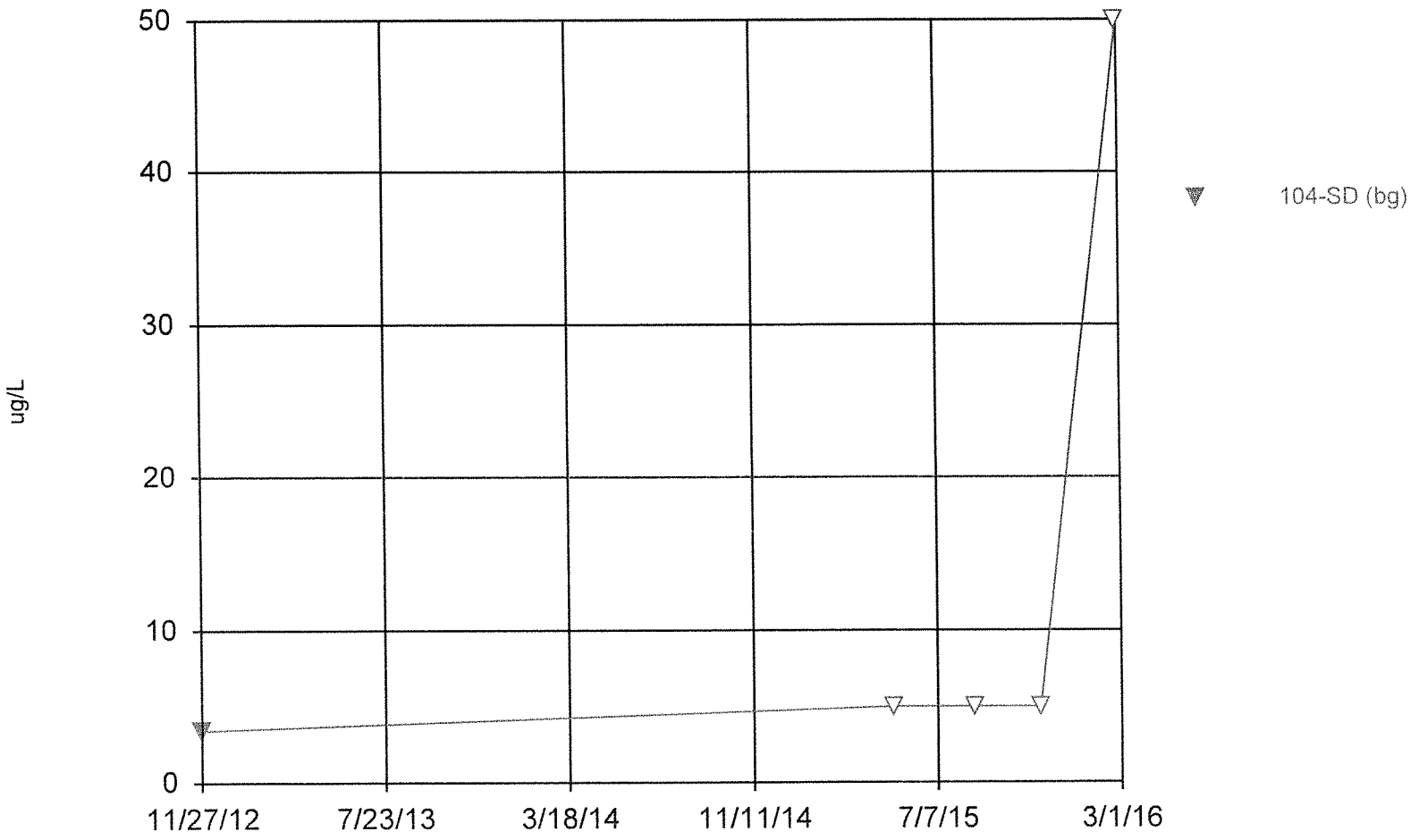

Constituent: 1-Chlorobutane Analysis Run 5/4/2016 9:31 AM

Bridgeton LF Client: RSI Data: BRIDGETON

Sanitas™ v.9.5.24 Software licensed to Jett Environmental Consulting. UG
Hollow symbols indicate censored values.

Time Series

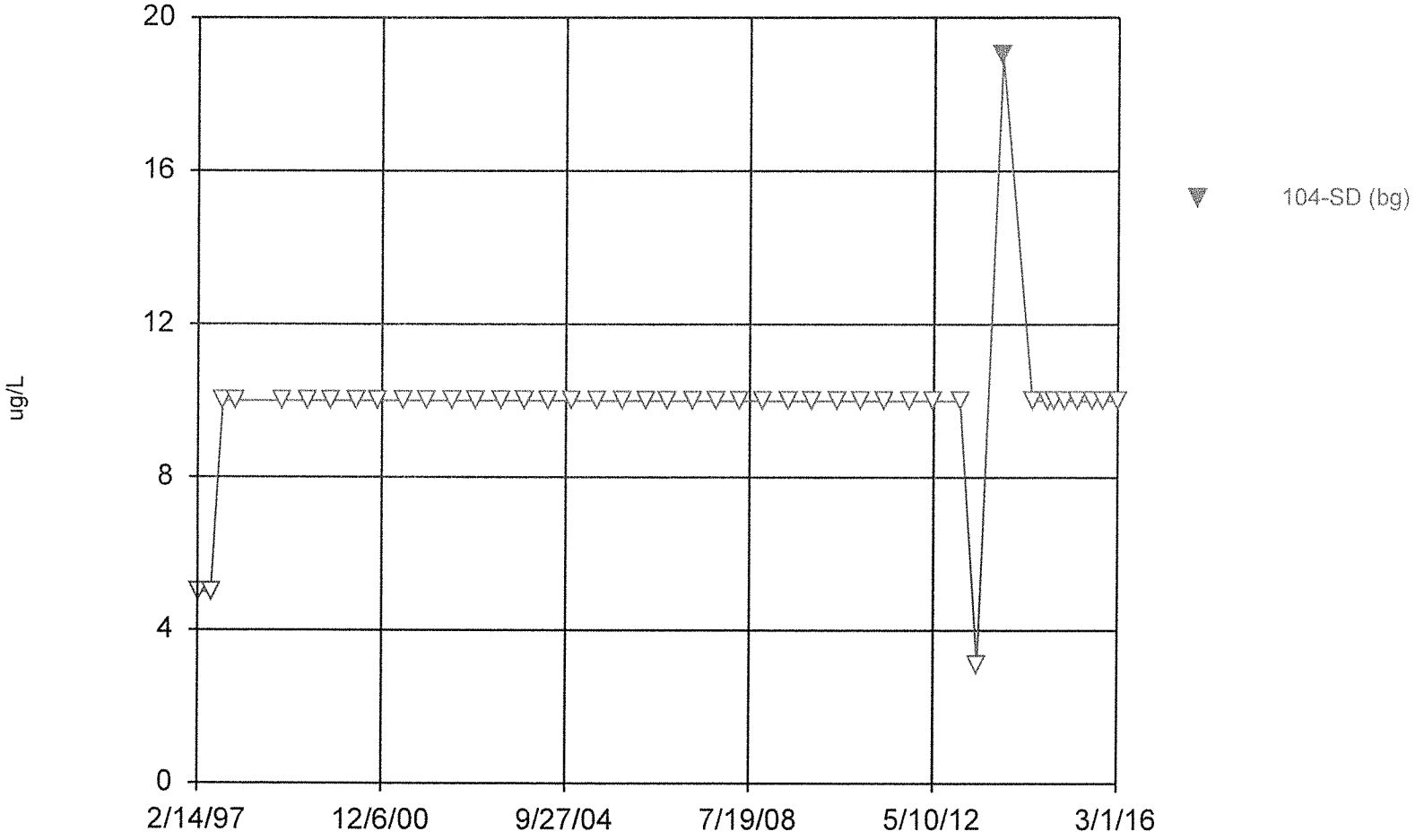

Constituent: 2-Hexanone Analysis Run 5/4/2016 9:31 AM

Bridgeton LF Client: RSI Data: BRIDGETON

Sanitas™ v.9.5.24 Software licensed to Jett Environmental Consulting. UG
Hollow symbols indicate censored values.

Time Series

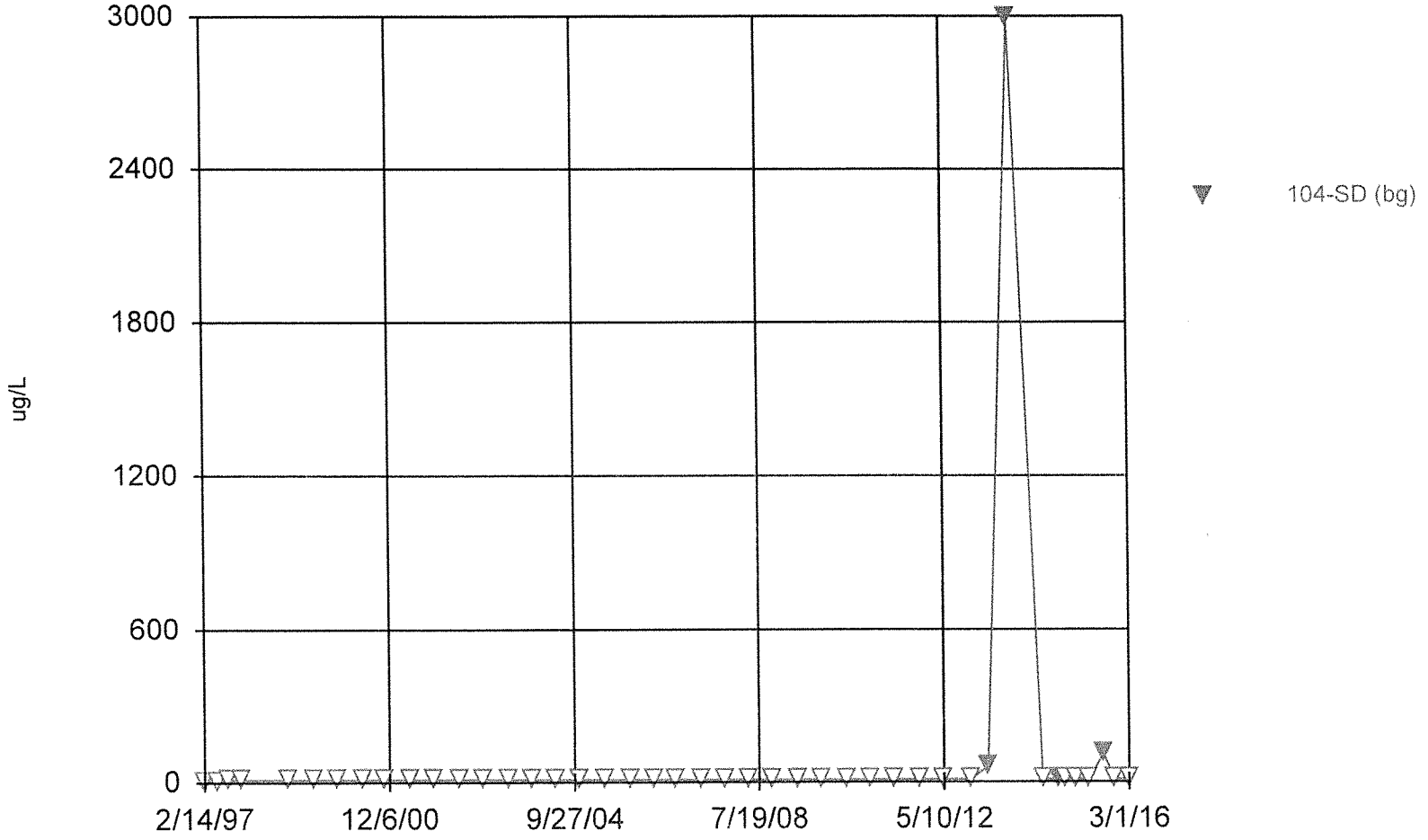

Constituent: Acetone Analysis Run 5/4/2016 9:31 AM

Bridgeton LF Client: RSI Data: BRIDGETON

Sanitas™ v.9.5.24 Software licensed to Jett Environmental Consulting. UG
Hollow symbols indicate censored values.

Time Series

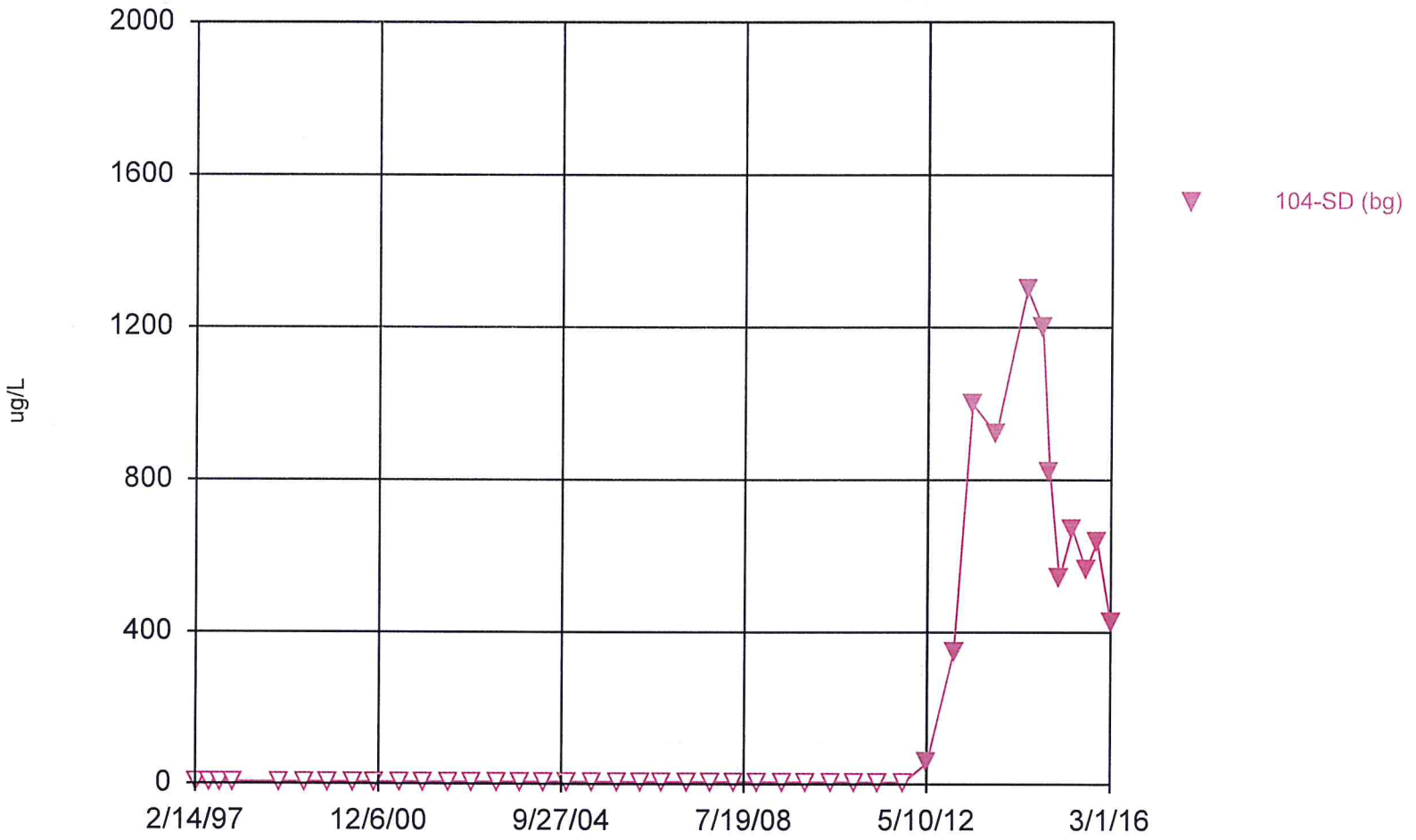

Constituent: Benzene Analysis Run 5/4/2016 9:31 AM
Bridgeton LF Client: RSI Data: BRIDGETON

Sanitas™ v.9.5.24 Software licensed to Jett Environmental Consulting. UG
Hollow symbols indicate censored values.

Time Series

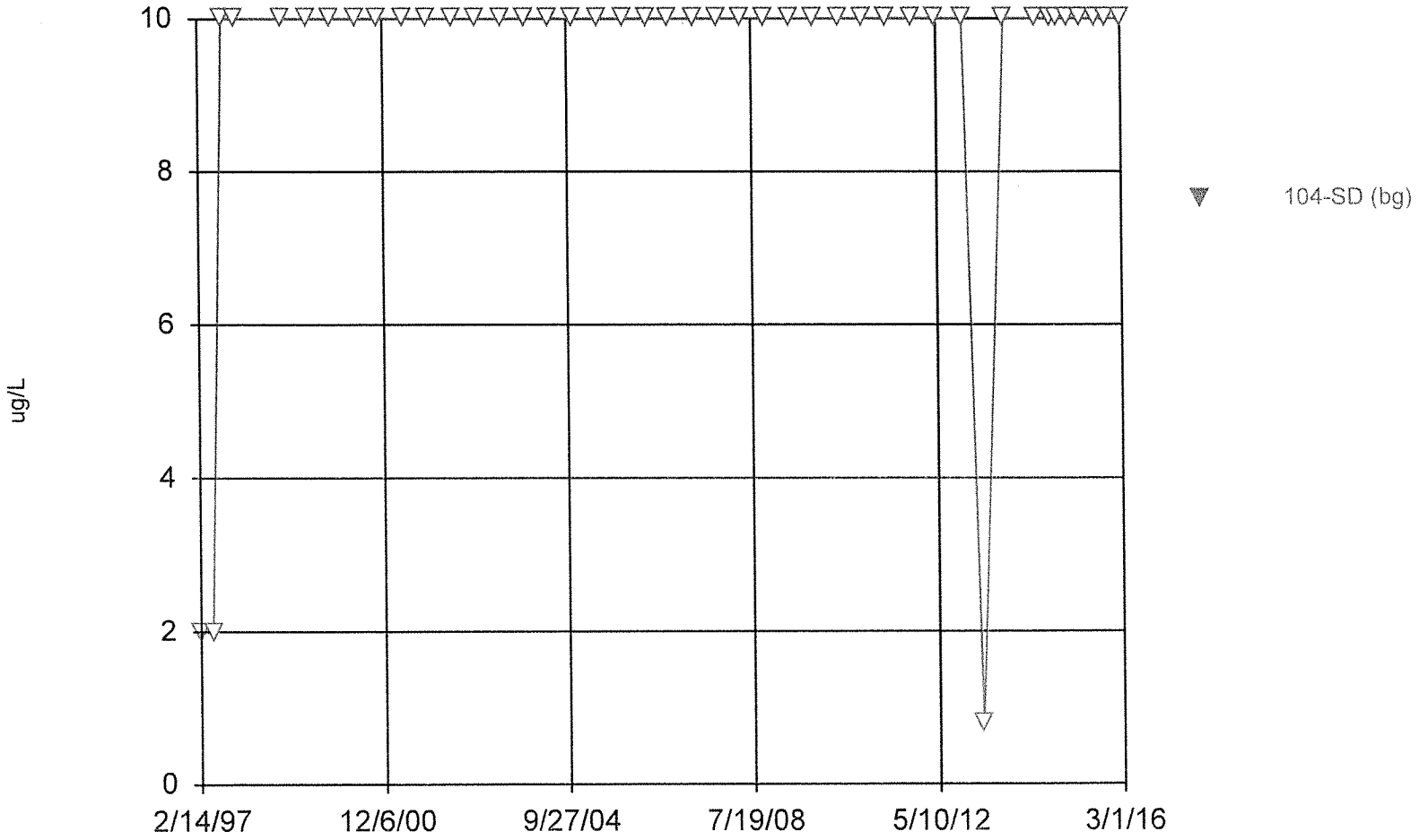

Constituent: Chloroethane Analysis Run 5/4/2016 9:31 AM

Bridgeton LF Client: RSI Data: BRIDGETON

Sanitas™ v.9.5.24 Software licensed to Jett Environmental Consulting. UG
Hollow symbols indicate censored values.

Time Series

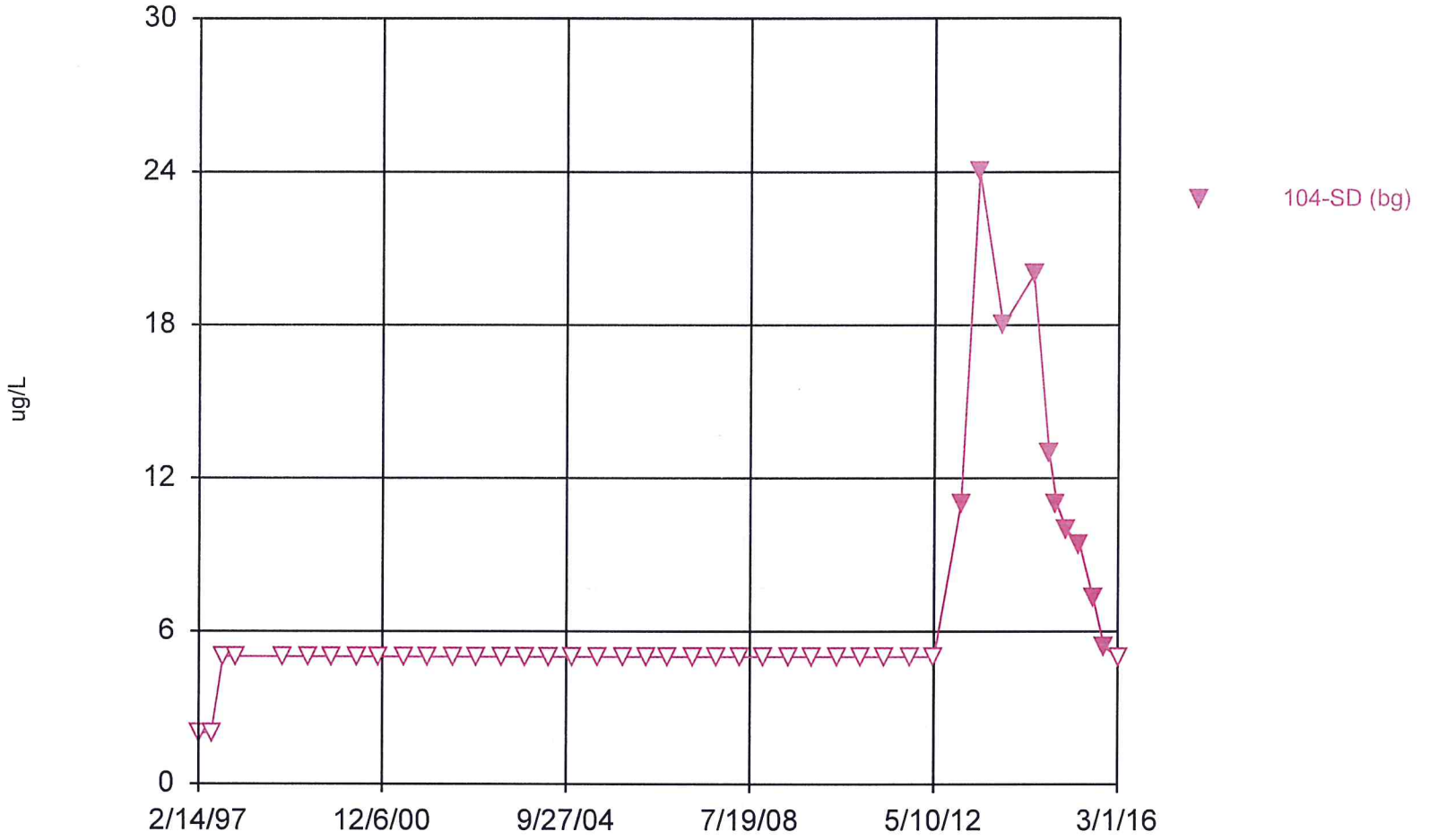

Constituent: Ethylbenzene Analysis Run 5/4/2016 9:31 AM

Bridgeton LF Client: RSI Data: BRIDGETON

Sanitas™ v.9.5.24 Software licensed to Jett Environmental Consulting. UG
Hollow symbols indicate censored values.

Time Series

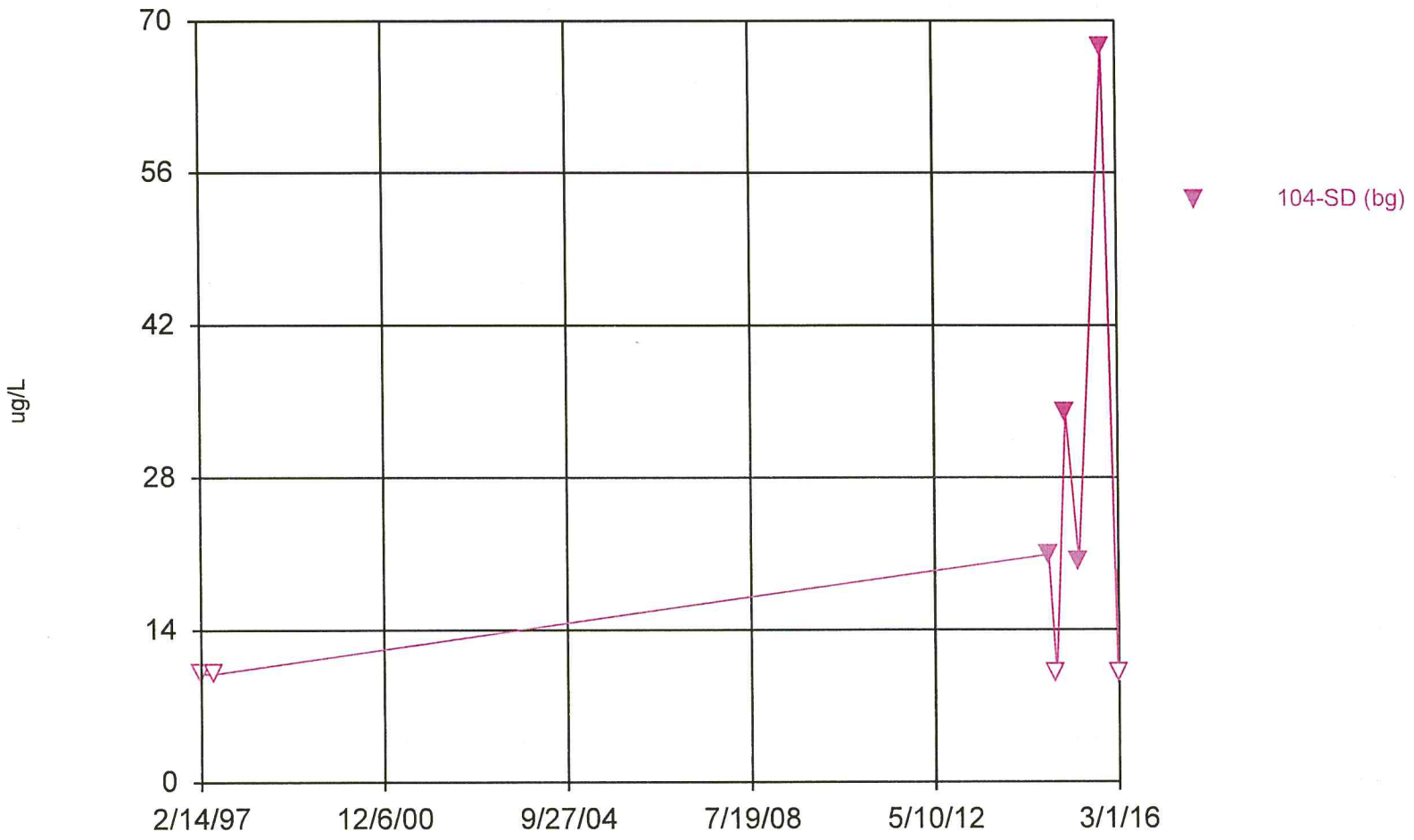

Constituent: m+p-Cresols Analysis Run 5/4/2016 9:31 AM

Bridgeton LF Client: RSI Data: BRIDGETON

Sanitas™ v.9.5.24 Software licensed to Jett Environmental Consulting. UG
Hollow symbols indicate censored values.

Time Series

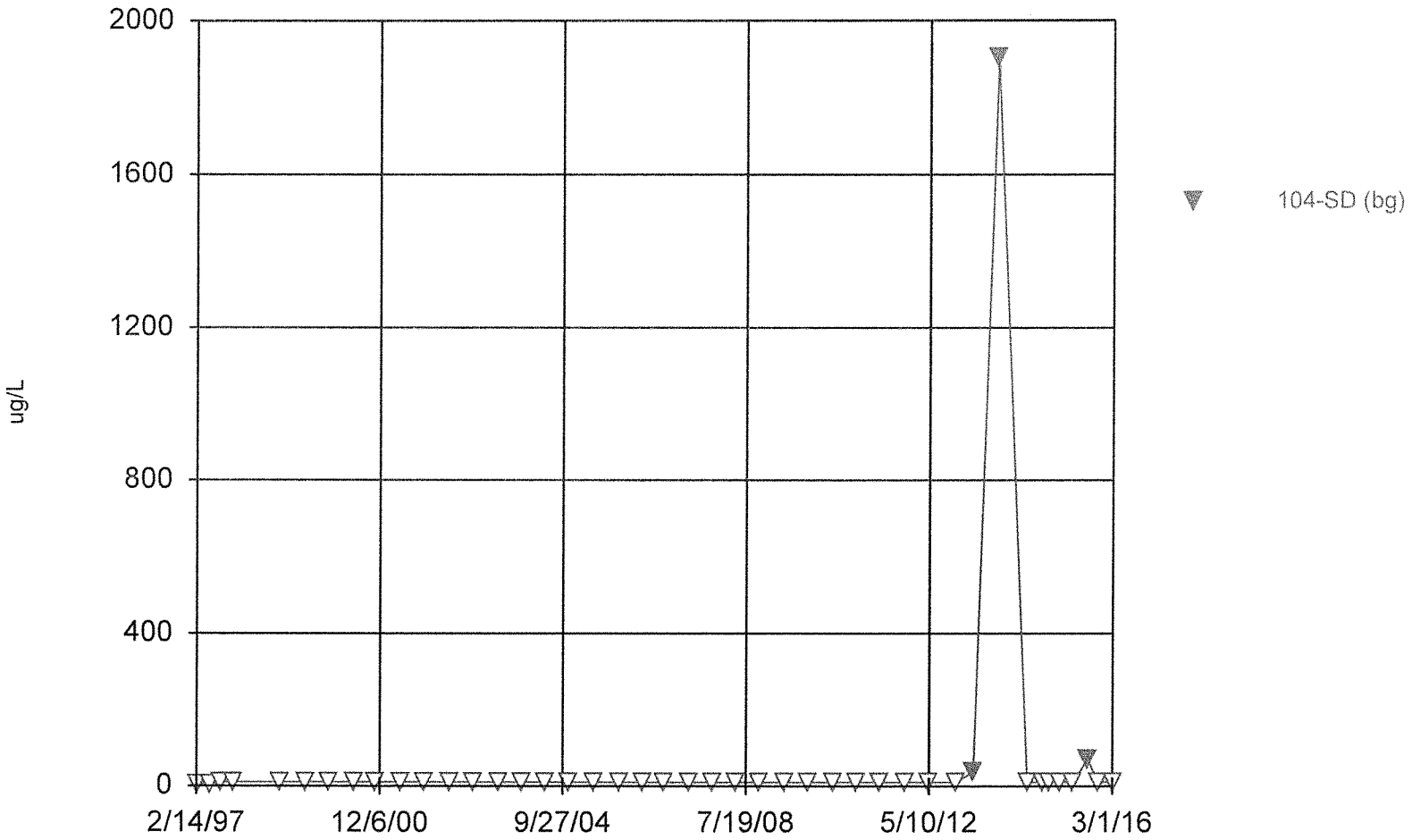

Constituent: Methyl ethyl ketone Analysis Run 5/4/2016 9:31 AM

Bridgeton LF Client: RSI Data: BRIDGETON

Sanitas™ v.9.5.24 Software licensed to Jett Environmental Consulting. UG
Hollow symbols indicate censored values.

Time Series

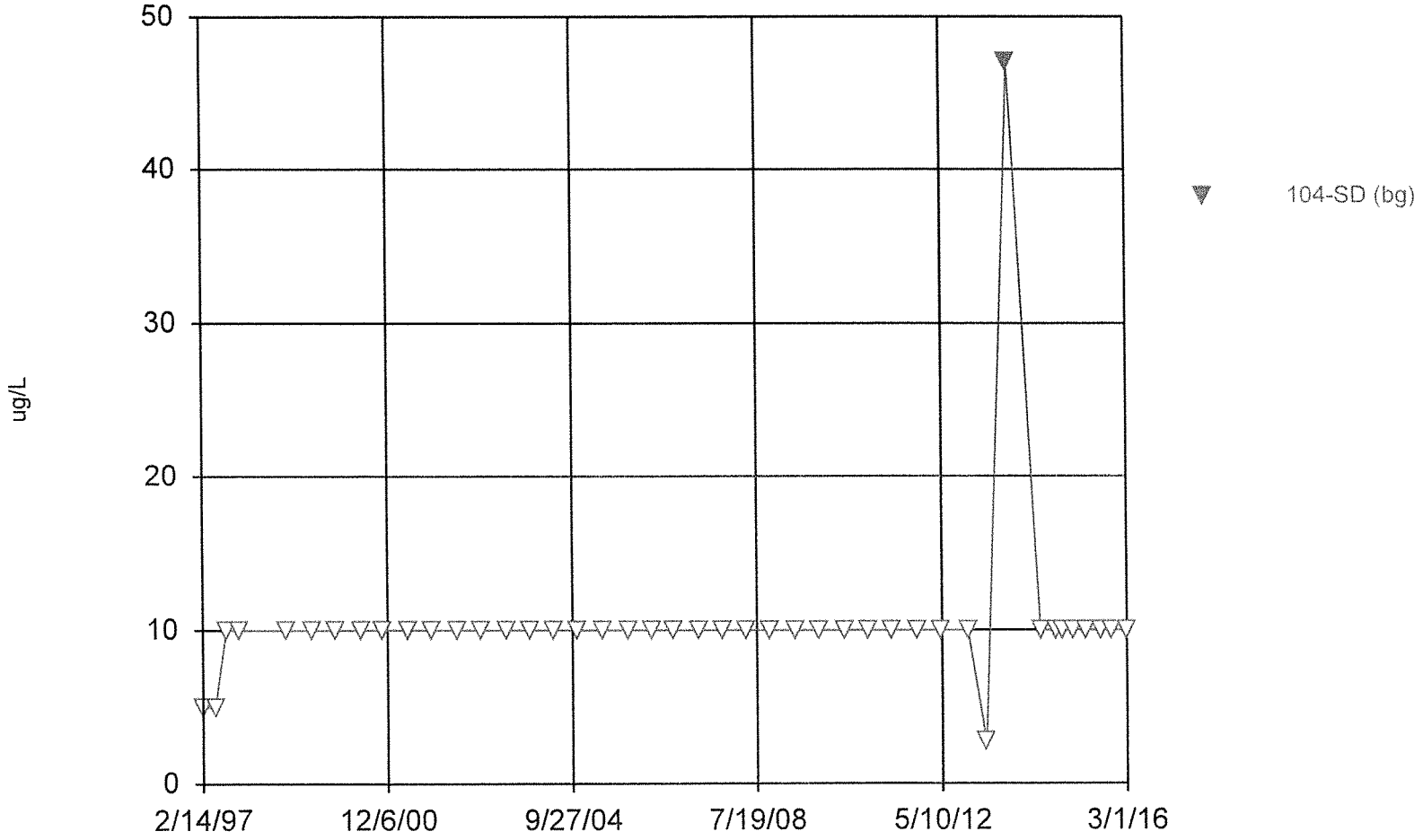

Constituent: Methyl-iso-butyl ketone Analysis Run 5/4/2016 9:31 AM

Bridgeton LF Client: RSI Data: BRIDGETON

Sanitas™ v.9.5.24 Software licensed to Jett Environmental Consulting. UG
Hollow symbols indicate censored values.

Time Series

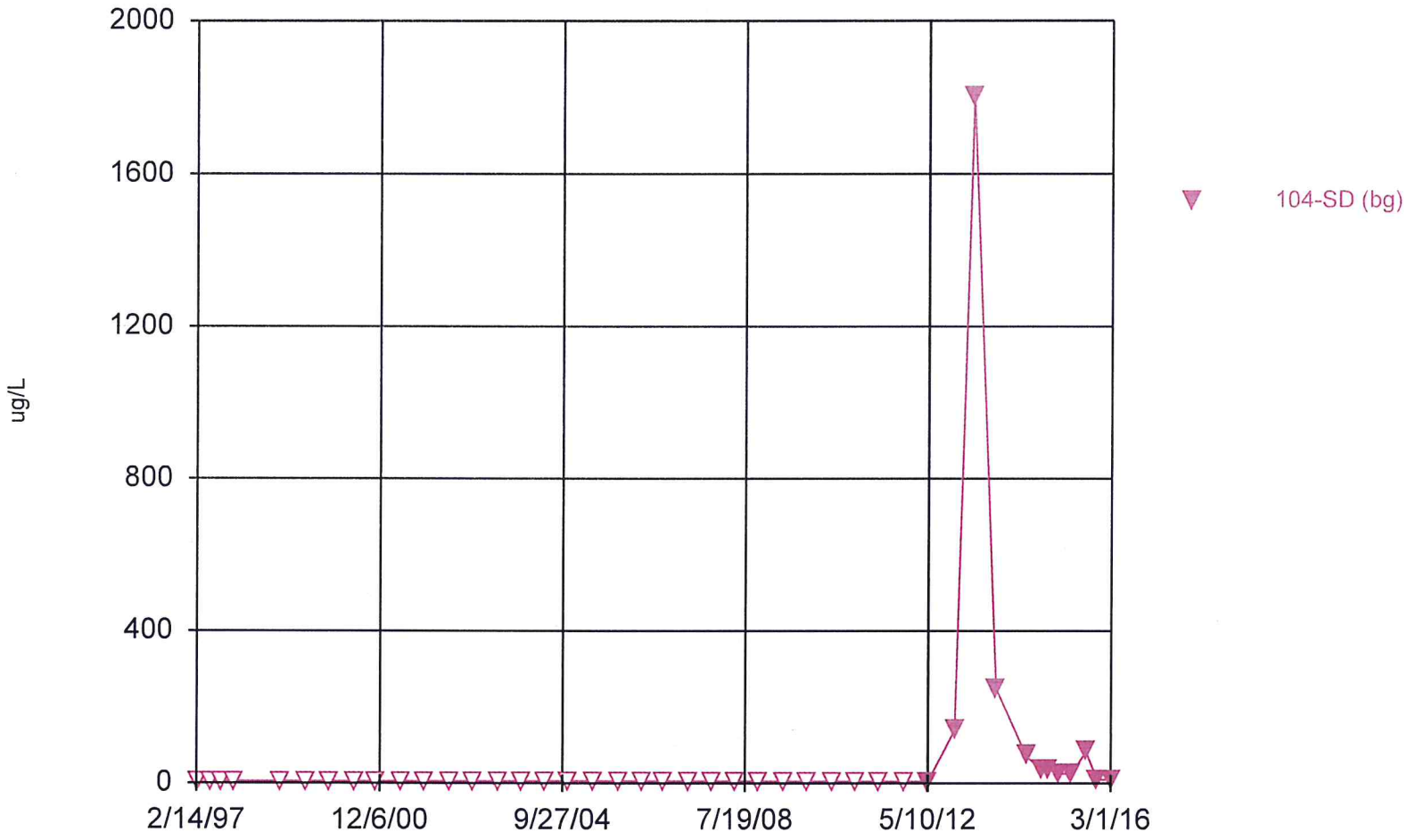

Constituent: Toluene Analysis Run 5/4/2016 9:31 AM

Bridgeton LF Client: RSI Data: BRIDGETON

Sanitas™ v.9.5.24 Software licensed to Jett Environmental Consulting. UG
Hollow symbols indicate censored values.

Time Series

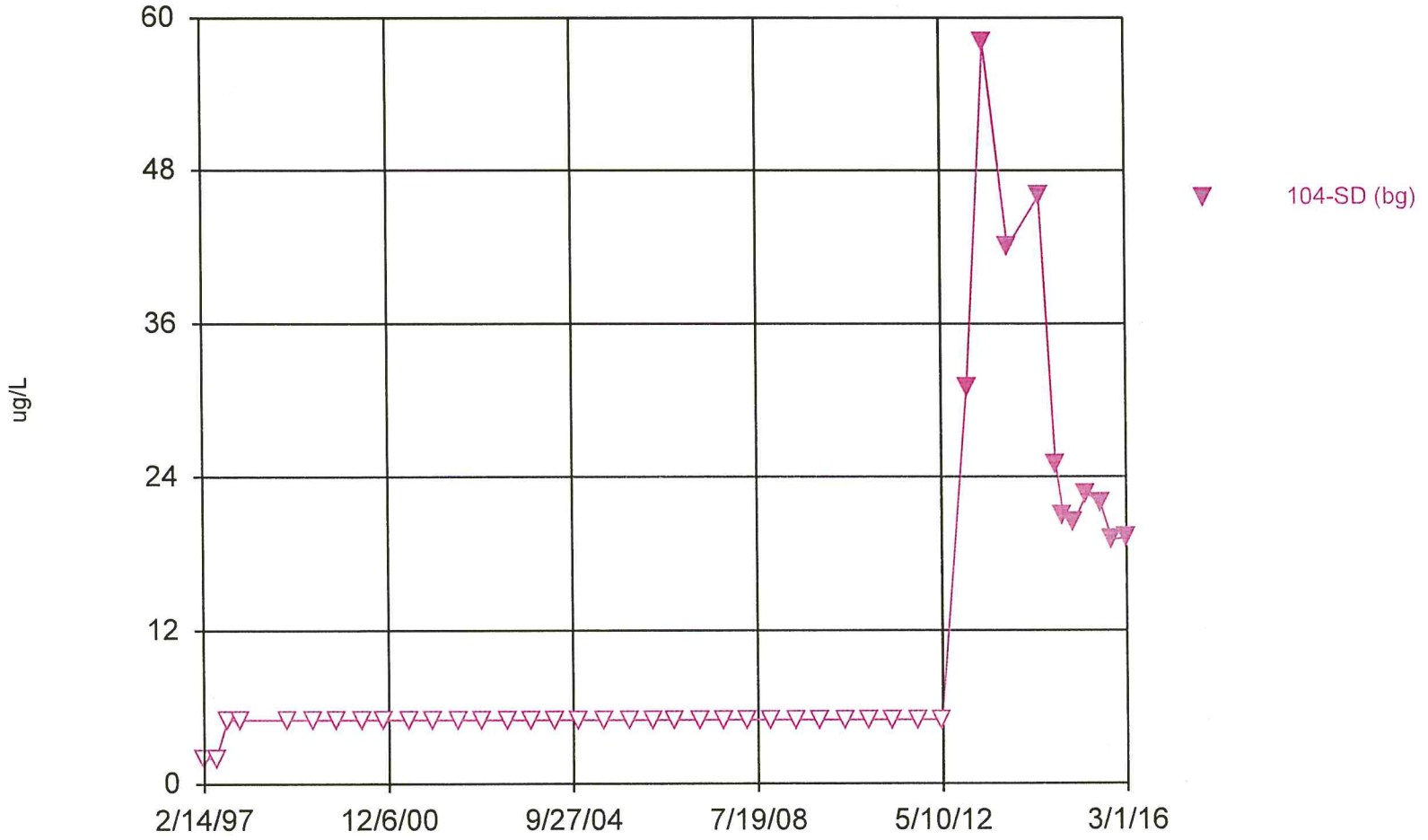

Constituent: Xylenes [Total] Analysis Run 5/4/2016 9:31 AM

Bridgeton LF Client: RSI Data: BRIDGETON

APPENDIX F
LABORATORY ANALYTICAL REPORT

Pace Analytical®
www.pacelabs.com

Pace Analytical Services, Inc.
Not NELAP Accredited
4860 Blazer Parkway
Dublin, OH 43017
(614)486-5421

Pace Analytical Services, Inc.
7726 Moller Road
Indianapolis, IN 46268
(317)228-3100

March 28, 2016

Environmental Manager
Bridgeton Landfill LLC
13570 Saint Charles Rock Road
Bridgeton, MO 63044

RE: Project: Bridgeton Landfill 1Q 2016
Pace Project No.: 50139618

Dear Environmental Manager:
Enclosed are the analytical results for sample(s) received by the laboratory between March 03, 2016 and March 11, 2016. The results relate only to the samples included in this report. Results reported herein conform to the most current TNI standards and the laboratory's Quality Assurance Manual, where applicable, unless otherwise noted in the body of the report.

If you have any questions concerning this report, please feel free to contact me.

Sincerely,

Chris Sarkan
chris.sarkan@pacelabs.com
Project Manager

Enclosures

cc: Mr. Steve Jett, Jett Environmental Consulting
Mr. Jon Wilkinson, Feezor Engineering, Inc.

This report shall not be reproduced, except in full,
without the written consent of Pace Analytical Services, Inc..

Pace Analytical®
www.pacelabs.com

Pace Analytical Services, Inc.
Not NELAP Accredited
4860 Blazer Parkway
Dublin, OH 43017
(614)486-5421

Pace Analytical Services, Inc.
7726 Moller Road
Indianapolis, IN 46268
(317)228-3100

CERTIFICATIONS

Project: Bridgeton Landfill 1Q 2016
Pace Project No.: 50139618

Indiana Certification IDs
7726 Moller Road, Indianapolis, IN 46268
Illinois Certification #: 200074
Indiana Certification #: C-49-06
Kansas/NELAP Certification #:E-10177
Kentucky UST Certification #: 0042
Kentucky WW Certification #:98019
Ohio VAP Certification #: CL-0065
Oklahoma Certification #: 2014-148
Texas Certification #: T104704355-15-9
West Virginia Certification #: 330
Wisconsin Certification #: 999788130
USDA Soil Permit #: P330-10-00128

REPORT OF LABORATORY ANALYSIS

This report shall not be reproduced, except in full,
without the written consent of Pace Analytical Services, Inc..

Pace Analytical®
www.pacelabs.com

Pace Analytical Services, Inc.
Not NELAP Accredited
4860 Blazer Parkway
Dublin, OH 43017
(614)486-5421

Pace Analytical Services, Inc.
7726 Moller Road
Indianapolis, IN 46268
(317)228-3100

SAMPLE SUMMARY

Project: Bridgeton Landfill 1Q 2016
Pace Project No.: 50139618

Lab ID	Sample ID	Matrix	Date Collected	Date Received
50139618006	PZ-105-SS	Water	03/01/16 09:50	03/03/16 08:40
50139618007	PZ-104-SD	Water	03/01/16 12:58	03/03/16 08:40
50139618008	PZ-104-SS	Water	03/01/16 15:00	03/03/16 08:40
50139618009	PZ-106-SD	Water	03/02/16 08:50	03/03/16 08:40
50139618010	PZ-106-SD Dup	Water	03/02/16 08:50	03/03/16 08:40
50139618011	PZ-106-SS	Water	03/02/16 11:10	03/03/16 08:40
50139618012	PZ-205-SS	Water	03/02/16 14:35	03/03/16 08:40
50139618013	Trip Blank #1	Water	03/02/16 08:00	03/03/16 08:40
50139618014	PZ-202-SS	Water	03/03/16 08:55	03/05/16 11:30
50139618015	PZ-201A-SS	Water	03/03/16 11:08	03/05/16 11:30
50139618016	PZ-116-SS	Water	03/03/16 14:00	03/05/16 11:30
50139618017	LCS-5A	Water	03/03/16 15:50	03/05/16 11:30
50139618018	PZ-101-SS	Water	03/04/16 09:08	03/05/16 11:30
50139618019	PZ-102R-SS	Water	03/04/16 11:10	03/05/16 11:30
50139618020	PZ-107-SS	Water	03/04/16 14:30	03/05/16 11:30
50139618021	TRIP BLANK #2	Water	03/04/16 00:00	03/05/16 11:30
50139618022	PZ-212-SD	Water	03/07/16 08:42	03/09/16 13:58
50139618023	PZ-212-SS	Water	03/07/16 10:05	03/09/16 13:58
50139618024	MW-1204	Water	03/07/16 12:55	03/09/16 13:58
50139618025	MW-1204 Dup	Water	03/07/16 12:55	03/09/16 13:58
50139618026	PZ-203-SS	Water	03/07/16 14:39	03/09/16 13:58
50139618027	LCS-6B	Water	03/07/16 16:10	03/09/16 13:58
50139618028	LCS-6B	Water	03/08/16 08:00	03/09/16 13:58
50139618029	LCS-4B	Water	03/08/16 08:45	03/09/16 13:58
50139618030	FB @ PZ-103-SS	Water	03/08/16 09:25	03/09/16 13:58
50139618031	PZ-103-SS	Water	03/08/16 10:15	03/09/16 13:58
50139618032	PZ-200-SS	Water	03/08/16 12:55	03/09/16 13:58
50139618033	Trip Blank #3	Water	03/08/16 08:00	03/09/16 13:58
50139618034	LCS-1D	Water	03/08/16 14:40	03/11/16 08:50
50139618035	LCS-2D	Water	03/08/16 14:50	03/11/16 08:50
50139618036	LCS-3D	Water	03/08/16 14:45	03/11/16 08:50
50139618037	PZ-206-SS	Water	03/09/16 08:40	03/11/16 08:50
50139618038	PZ-115-SS	Water	03/09/16 10:30	03/11/16 08:50
50139618039	PZ-114-AS	Water	03/09/16 11:00	03/11/16 08:50
50139618040	PZ-209-SD	Water	03/09/16 12:30	03/11/16 08:50
50139618041	PZ-209-SS	Water	03/09/16 13:00	03/11/16 08:50
50139618042	PZ-211-SD	Water	03/09/16 13:38	03/11/16 08:50

This report shall not be reproduced, except in full,
without the written consent of Pace Analytical Services, Inc..

Pace Analytical
www.pacelabs.com

Pace Analytical Services, Inc.
Not NELAP Accredited
4860 Blazer Parkway
Dublin, OH 43017
(614)486-5421

Pace Analytical Services, Inc.
7726 Moller Road
Indianapolis, IN 46268
(317)228-3100

SAMPLE SUMMARY

Project: Bridgeton Landfill 1Q 2016
Pace Project No.: 50139618

Lab ID	Sample ID	Matrix	Date Collected	Date Received
50139618043	PZ-211-SS	Water	03/09/16 14:12	03/11/16 08:50
50139618044	PZ-104-KS	Water	03/09/16 14:43	03/11/16 08:50
50139618045	PZ-210-SD	Water	03/09/16 15:23	03/11/16 08:50
50139618046	PZ-210-SS	Water	03/09/16 15:54	03/11/16 08:50
50139618047	PZ-111-SD	Water	03/09/16 16:44	03/11/16 08:50
50139618048	PZ-109-SS	Water	03/10/16 09:27	03/11/16 08:50
50139618049	PZ-110-SS	Water	03/10/16 10:09	03/11/16 08:50
50139618050	PZ-100-SS	Water	03/10/16 10:46	03/11/16 08:50
50139618051	PZ-100-SD	Water	03/10/16 11:15	03/11/16 08:50
50139618052	PZ-100-SD Dup	Water	03/10/16 11:15	03/11/16 08:50
50139618053	Trip Blank #4	Water	03/10/16 08:00	03/11/16 08:50

This report shall not be reproduced, except in full,
without the written consent of Pace Analytical Services, Inc..

Pace Analytical®
www.pacelabs.com

Pace Analytical Services, Inc.
Not NELAP Accredited
4860 Blazer Parkway
Dublin, OH 43017
(614)486-5421

Pace Analytical Services, Inc.
7726 Moller Road
Indianapolis, IN 46268
(317)228-3100

SAMPLE ANALYTE COUNT

Project: Bridgeton Landfill 1Q 2016
Pace Project No.: 50139618

Lab ID	Sample ID	Method	Analysts	Analytes Reported
50139618006	PZ-105-SS	EPA 300.0	RID	3
		EPA 6010	FRW	11
		EPA 6020	CAW	11
		EPA 7470	JGJ	1
		EPA 8270	TBP	117
		EPA 8260	AMV	64
		SM 2540C	MLS	1
		EPA 410.4	TPD	1
		EPA 353.2	SLB	1
		EPA 365.1	JRB	1
		SM 4500-NH3 G	ZM	1
		SM 5310C	EJS	1
50139618007	PZ-104-SD	EPA 300.0	RID	3
		EPA 6010	FRW	11
		EPA 6020	CAW	11
		EPA 7470	JGJ	1
		EPA 8270	TBP	117
		EPA 8260	RSW	65
		SM 2540C	MLS	1
		EPA 410.4	TPD	1
		EPA 353.2	SLB	1
		EPA 365.1	JRB	1
		SM 4500-NH3 G	ZM	1
		SM 5310C	EJS	1
50139618008	PZ-104-SS	EPA 300.0	RID	3
		EPA 6010	FRW	11
		EPA 6020	CAW	11
		EPA 7470	JGJ	1
		EPA 8270	TBP	117
		EPA 8260	RSW	65
		SM 2540C	MLS	1
		EPA 410.4	TPD	1
		EPA 353.2	SLB	1
		EPA 365.1	JRB	1
		SM 4500-NH3 G	ZM	1
		SM 5310C	EJS	1
50139618009	PZ-106-SD	EPA 300.0	RID	3

This report shall not be reproduced, except in full,
without the written consent of Pace Analytical Services, Inc..

Pace Analytical
www.pacelabs.com

Pace Analytical Services, Inc.
Not NELAP Accredited
4860 Blazer Parkway
Dublin, OH 43017
(614)486-5421

Pace Analytical Services, Inc.
7726 Moller Road
Indianapolis, IN 46268
(317)228-3100

SAMPLE ANALYTE COUNT

Project: Bridgeton Landfill 1Q 2016
Pace Project No.: 50139618

Lab ID	Sample ID	Method	Analysts	Analytes Reported
		EPA 6010	FRW	11
		EPA 6020	CAW	11
		EPA 7470	JGJ	1
		EPA 8270	TBP	117
		EPA 8260	AMV	64
		SM 2540C	MLS	1
		EPA 410.4	TPD	1
		EPA 353.2	SLB	1
		EPA 365.1	JRB	1
		SM 4500-NH3 G	ZM	1
		SM 5310C	EJS	1
50139618010	PZ-106-SD Dup	EPA 300.0	RID	3
		EPA 6010	FRW	11
		EPA 6020	CAW	11
		EPA 7470	JGJ	1
		EPA 8270	TBP	117
		EPA 8260	AMV	64
		SM 2540C	MLS	1
		EPA 410.4	TPD	1
		EPA 353.2	SLB	1
		EPA 365.1	JRB	1
		SM 4500-NH3 G	ZM	1
		SM 5310C	EJS	1
50139618011	PZ-106-SS	EPA 300.0	RID	3
		EPA 6010	FRW	11
		EPA 6020	CAW	11
		EPA 7470	JGJ	1
		EPA 8270	TBP	117
		EPA 8260	AMV	64
		SM 2540C	MLS	1
		EPA 410.4	TPD	1
		EPA 353.2	SLB	1
		EPA 365.1	JRB	1
		SM 4500-NH3 G	ZM	1
		SM 5310C	EJS	1
50139618012	PZ-205-SS	EPA 300.0	RID	3
		EPA 6010	FRW	11

This report shall not be reproduced, except in full,
without the written consent of Pace Analytical Services, Inc..

Pace Analytical®
www.pacelabs.com

Pace Analytical Services, Inc.
Not NELAP Accredited
4860 Blazer Parkway
Dublin, OH 43017
(614)486-5421

Pace Analytical Services, Inc.
7726 Moller Road
Indianapolis, IN 46268
(317)228-3100

SAMPLE ANALYTE COUNT

Project: Bridgeton Landfill 1Q 2016
Pace Project No.: 50139618

Lab ID	Sample ID	Method	Analysts	Analytes Reported
		EPA 6020	CAW	11
		EPA 7470	JGJ	1
		EPA 8270	TBP	117
		EPA 8260	AMV	64
		SM 2540C	MLS	1
		EPA 410.4	TPD	1
		EPA 353.2	SLB	1
		EPA 365.1	JRB	1
		SM 4500-NH3 G	ZM	1
		SM 5310C	EJS	1
50139618013	Trip Blank #1	EPA 8260	AMV	65
50139618014	PZ-202-SS	EPA 300.0	RID	3
		EPA 6010	FRW	11
		EPA 6020	CAW	11
		EPA 7470	JGJ	1
		EPA 8270	TBP	117
		EPA 8260	AMV	64
		SM 2540C	MLS	1
		EPA 410.4	TPD	1
		EPA 353.2	SLB	1
		EPA 365.1	JRB	1
		SM 4500-NH3 G	ZM	1
		SM 5310C	EJS	1
50139618015	PZ-201A-SS	EPA 300.0	RID	3
		EPA 6010	FRW	11
		EPA 6020	CAW	11
		EPA 7470	JGJ	1
		EPA 8270	TBP	117
		EPA 8260	AMV	64
		SM 2540C	MLS	1
		EPA 410.4	TPD	1
		EPA 353.2	SLB	1
		EPA 365.1	JRB	1
		SM 4500-NH3 G	ZM	1
		SM 5310C	EJS	1
50139618016	PZ-116-SS	EPA 300.0	RID	3
		EPA 6010	FRW	11

This report shall not be reproduced, except in full,
without the written consent of Pace Analytical Services, Inc..

Pace Analytical Services, Inc.
Not NELAP Accredited
4860 Blazer Parkway
Dublin, OH 43017
(614)486-5421

Pace Analytical Services, Inc.
7726 Moller Road
Indianapolis, IN 46268
(317)228-3100

SAMPLE ANALYTE COUNT

Project: Bridgeton Landfill 1Q 2016
Pace Project No.: 50139618

Lab ID	Sample ID	Method	Analysts	Analytes Reported
		EPA 6020	CAW	11
		EPA 7470	JGJ	1
		EPA 8270	TBP	117
		EPA 8260	AMV	64
		SM 2540C	MLS	1
		EPA 410.4	TPD	1
		EPA 353.2	SLB	1
		EPA 365.1	JRB	1
		SM 4500-NH3 G	ZM	1
		SM 5310C	EJS	1
50139618017	LCS-5A	EPA 300.0	RID	3
		EPA 6010	FRW	11
		EPA 6020	CAW	11
		EPA 7470	JGJ	1
		EPA 8270	TBP	117
		EPA 8260	AMV	64
		SM 2540C	MLS	1
		EPA 410.4	TPD	1
		EPA 353.2	SLB	1
		EPA 365.1	JRB	1
		SM 4500-NH3 G	ZM	1
		SM 5310C	EJS	1
50139618018	PZ-101-SS	EPA 300.0	RID	3
		EPA 6010	FRW	11
		EPA 6020	CAW	11
		EPA 7470	JGJ	1
		EPA 8270	TBP	117
		EPA 8260	AMV	64
		SM 2540C	MLS	1
		EPA 410.4	TPD	1
		EPA 353.2	SLB	1
		EPA 365.1	JRB	1
		SM 4500-NH3 G	ZM	1
		SM 5310C	EJS	1
50139618019	PZ-102R-SS	EPA 300.0	RID	3
		EPA 6010	FRW	11
		EPA 6020	CAW	11

This report shall not be reproduced, except in full,
without the written consent of Pace Analytical Services, Inc..

Pace Analytical®
www.pacelabs.com

Pace Analytical Services, Inc.
Not NELAP Accredited
4860 Blazer Parkway
Dublin, OH 43017
(614)486-5421

Pace Analytical Services, Inc.
7726 Moller Road
Indianapolis, IN 46268
(317)228-3100

SAMPLE ANALYTE COUNT

Project: Bridgeton Landfill 1Q 2016
Pace Project No.: 50139618

Lab ID	Sample ID	Method	Analysts	Analytes Reported
		EPA 7470	JGJ	1
		EPA 8270	TBP	117
		EPA 8260	AMV	64
		SM 2540C	MLS	1
		EPA 410.4	TPD	1
		EPA 353.2	SLB	1
		EPA 365.1	JRB	1
		SM 4500-NH3 G	ZM	1
		SM 5310C	EJS	1
50139618020	PZ-107-SS	EPA 300.0	RID	3
		EPA 6010	FRW	11
		EPA 6020	CAW	11
		EPA 7470	JGJ	1
		EPA 8270	TBP	117
		EPA 8260	AMV	64
		SM 2540C	MLS	1
		EPA 410.4	TPD	1
		EPA 353.2	SLB	1
		EPA 365.1	JRB	1
		SM 4500-NH3 G	ZM	1
		SM 5310C	EJS	1
50139618021	TRIP BLANK #2	EPA 8260	AMV	65
50139618022	PZ-212-SD	EPA 300.0	RID	3
		EPA 6010	FRW	11
		EPA 6020	CAW	11
		EPA 7470	JGJ	1
		EPA 8270	TBP	117
		EPA 8260	AMV	65
		SM 2540C	MLS	1
		EPA 410.4	TPD	1
		EPA 353.2	SLB	1
		EPA 365.1	JRB	1
		SM 4500-NH3 G	ZM	1
		SM 5310C	EJS	1
50139618023	PZ-212-SS	EPA 300.0	RID	3
		EPA 6010	FRW	11
		EPA 6020	CAW	11

This report shall not be reproduced, except in full,
without the written consent of Pace Analytical Services, Inc..

Pace Analytical
www.pacelabs.com

Pace Analytical Services, Inc.
Not NELAP Accredited
4860 Blazer Parkway
Dublin, OH 43017
(614)486-5421

Pace Analytical Services, Inc.
7726 Moller Road
Indianapolis, IN 46268
(317)228-3100

SAMPLE ANALYTE COUNT

Project: Bridgeton Landfill 1Q 2016
Pace Project No.: 50139618

Lab ID	Sample ID	Method	Analysts	Analytes Reported
		EPA 7470	JGJ	1
		EPA 8270	TBP	117
		EPA 8260	AMV	65
		SM 2540C	MLS	1
		EPA 410.4	TPD	1
		EPA 353.2	SLB	1
		EPA 365.1	JRB	1
		SM 4500-NH3 G	ZM	1
		SM 5310C	EJS	1
50139618024	MW-1204	EPA 300.0	RID	3
		EPA 6010	FRW	11
		EPA 6020	CAW	11
		EPA 7470	JGJ	1
		EPA 8270	TBP	117
		EPA 8260	AMV	64
		SM 2540C	MLS	1
		EPA 410.4	TPD	1
		EPA 353.2	SLB	1
		EPA 365.1	JRB	1
		SM 4500-NH3 G	ZM	1
		SM 5310C	EJS	1
50139618025	MW-1204 Dup	EPA 300.0	RID	3
		EPA 6010	FRW	11
		EPA 6020	CAW	11
		EPA 7470	JGJ	1
		EPA 8270	TBP	117
		EPA 8260	AMV	64
		SM 2540C	MLS	1
		EPA 410.4	TPD	1
		EPA 353.2	SLB	1
		EPA 365.1	JRB	1
		SM 4500-NH3 G	ZM	1
		SM 5310C	EJS	1
50139618026	PZ-203-SS	EPA 300.0	RID	3
		EPA 6010	FRW	11
		EPA 6020	CAW	11
		EPA 7470	JGJ	1

This report shall not be reproduced, except in full,
without the written consent of Pace Analytical Services, Inc..

Pace Analytical
www.pacelabs.com

Pace Analytical Services, Inc.
Not NELAP Accredited
4860 Blazer Parkway
Dublin, OH 43017
(614)486-5421

Pace Analytical Services, Inc.
7726 Moller Road
Indianapolis, IN 46268
(317)228-3100

SAMPLE ANALYTE COUNT

Project: Bridgeton Landfill 1Q 2016
Pace Project No.: 50139618

Lab ID	Sample ID	Method	Analysts	Analytes Reported
		EPA 8270	TBP	117
		EPA 8260	AMV	64
		SM 2540C	MLS	1
		EPA 410.4	TPD	1
		EPA 353.2	SLB	1
		EPA 365.1	JRB	1
		SM 4500-NH3 G	ZM	1
		SM 5310C	EJS	1
50139618027	LCS-6B	EPA 6010	FRW	11
		EPA 6020	CAW	11
		EPA 7470	JGJ	1
		EPA 8270	TBP	117
		EPA 8260	AMV	64
		EPA 410.4	TPD	1
		EPA 353.2	SLB	1
		EPA 365.1	JRB	1
		SM 4500-NH3 G	ZM	1
		SM 5310C	EJS	1
50139618028	LCS-6B	EPA 300.0	RID	3
		SM 2540C	ESC	1
50139618029	LCS-4B	EPA 8270	TBP	117
		EPA 8260	AMV, RSW	64
50139618030	FB @ PZ-103-SS	EPA 300.0	RID	3
		EPA 6010	FRW	11
		EPA 6020	CAW	11
		EPA 7470	JGJ	1
		EPA 8270	TBP	117
		EPA 8260	AMV	65
		SM 2540C	ESC	1
		EPA 410.4	TPD	1
		EPA 353.2	SLB	1
		EPA 365.1	JRB	1
		SM 4500-NH3 G	ZM	1
		SM 5310C	EJS	1
50139618031	PZ-103-SS	EPA 300.0	RID	3
		EPA 6010	FRW	11
		EPA 6020	CAW	11

This report shall not be reproduced, except in full,
without the written consent of Pace Analytical Services, Inc..

Pace Analytical Services, Inc.
Not NELAP Accredited
4860 Blazer Parkway
Dublin, OH 43017
(614)486-5421

Pace Analytical Services, Inc.
7726 Moller Road
Indianapolis, IN 46268
(317)228-3100

SAMPLE ANALYTE COUNT

Project: Bridgeton Landfill 1Q 2016
Pace Project No.: 50139618

Lab ID	Sample ID	Method	Analysts	Analytes Reported
		EPA 7470	JGJ	1
		EPA 8270	TBP	117
		EPA 8260	AMV	64
		SM 2540C	ESC	1
		EPA 410.4	TPD	1
		EPA 353.2	SLB	1
		EPA 365.1	JRB	1
		SM 4500-NH3 G	ZM	1
		SM 5310C	EJS	1
50139618032	PZ-200-SS	EPA 300.0	RID	3
		EPA 6010	FRW	11
		EPA 6020	CAW	11
		EPA 7470	JGJ	1
		EPA 8270	TBP	117
		EPA 8260	AMV	64
		SM 2540C	ESC	1
		EPA 410.4	TPD	1
		EPA 353.2	SLB	1
		EPA 365.1	JRB	1
		SM 4500-NH3 G	ZM	1
		SM 5310C	EJS	1
50139618033	Trip Blank #3	EPA 8260	AMV	65
50139618037	PZ-206-SS	EPA 300.0	RID	3
		EPA 6010	MJC	11
		EPA 6020	DMT	11
		EPA 7470	JGJ	1
		EPA 8270	TBP	117
		EPA 8260	AMV	64
		SM 2540C	MLS	1
		EPA 410.4	TPD	1
		EPA 353.2	SLB	1
		EPA 365.1	JRB	1
		SM 4500-NH3 G	ZM	1
		SM 5310C	EJS	1
50139618038	PZ-115-SS	EPA 9056	RID	3
		EPA 6010	MJC	11
		EPA 6020	DMT	11

This report shall not be reproduced, except in full,
without the written consent of Pace Analytical Services, Inc.

Pace Analytical Services, Inc.
Not NELAP Accredited
4860 Blazer Parkway
Dublin, OH 43017
(614)486-5421

Pace Analytical Services, Inc.
7726 Moller Road
Indianapolis, IN 46268
(317)228-3100

SAMPLE ANALYTE COUNT

Project: Bridgeton Landfill 1Q 2016
Pace Project No.: 50139618

Lab ID	Sample ID	Method	Analysts	Analytes Reported
		EPA 7470	JGJ	1
		EPA 8260	AMV	50
		SM 2540C	MLS	1
		EPA 410.4	TPD	1
		EPA 353.2	SLB	1
		EPA 365.1	JRB	1
		SM 4500-NH3 G	ZM	1
		SM 5310C	EJS	1
50139618039	PZ-114-AS	EPA 9056	RID	3
		EPA 6010	MJC	11
		EPA 6020	DMT	11
		EPA 7470	JGJ	1
		EPA 8260	AMV	50
		SM 2540C	MLS	1
		EPA 410.4	TPD	1
		EPA 353.2	SLB	1
		EPA 365.1	JRB	1
		SM 4500-NH3 G	ZM	1
		SM 5310C	EJS	1
50139618040	PZ-209-SD	EPA 8260	AMV	4
50139618041	PZ-209-SS	EPA 8260	AMV	4
50139618042	PZ-211-SD	EPA 8260	AMV	4
50139618043	PZ-211-SS	EPA 8260	AMV	4
50139618044	PZ-104-KS	EPA 8260	AMV	4
50139618045	PZ-210-SD	EPA 8260	AMV	4
50139618046	PZ-210-SS	EPA 8260	AMV	4
50139618047	PZ-111-SD	EPA 9056	RID	3
		EPA 6010	MJC	11
		EPA 6020	DMT	11
		EPA 7470	JGJ	1
		EPA 8260	AMV	50
		SM 2540C	MLS	1
		EPA 410.4	TPD	1
		EPA 353.2	SLB	1
		EPA 365.1	JRB	1
		SM 4500-NH3 G	ZM	1
		SM 5310C	EJS	1

This report shall not be reproduced, except in full,
without the written consent of Pace Analytical Services, Inc..

Pace Analytical
www.pacelabs.com

Pace Analytical Services, Inc.
Not NELAP Accredited
4860 Blazer Parkway
Dublin, OH 43017
(614)486-5421

Pace Analytical Services, Inc.
7726 Moller Road
Indianapolis, IN 46268
(317)228-3100

SAMPLE ANALYTE COUNT

Project: Bridgeton Landfill 1Q 2016
Pace Project No.: 50139618

Lab ID	Sample ID	Method	Analysts	Analytes Reported
50139618048	PZ-109-SS	EPA 9056	RID	3
		EPA 6010	MJC	11
		EPA 6020	DMT	11
		EPA 7470	JGJ	1
		EPA 8260	AMV	50
		SM 2540C	MLS	1
		EPA 410.4	TPD	1
		EPA 353.2	SLB	1
		EPA 365.1	JRB	1
		SM 4500-NH3 G	ZM	1
		SM 5310C	EJS	1
50139618049	PZ-110-SS	EPA 9056	RID	3
		EPA 6010	MJC	11
		EPA 6020	DMT	11
		EPA 7470	JGJ	1
		EPA 8260	AMV	50
		SM 2540C	MLS	1
		EPA 410.4	TPD	1
		EPA 353.2	SLB	1
		EPA 365.1	JRB	1
		SM 4500-NH3 G	ZM	1
		SM 5310C	EJS	1
50139618050	PZ-100-SS	EPA 9056	RID	3
		EPA 6010	MJC	11
		EPA 6020	DMT	11
		EPA 7470	JGJ	1
		EPA 8260	AMV	50
		SM 2540C	MLS	1
		EPA 410.4	TPD	1
		EPA 353.2	SLB	1
		EPA 365.1	JRB	1
		SM 4500-NH3 G	ZM	1
		SM 5310C	EJS	1
50139618051	PZ-100-SD	EPA 9056	RID	3
		EPA 6010	MJC	11
		EPA 6020	DMT	11
		EPA 7470	JGJ	1

This report shall not be reproduced, except in full,
without the written consent of Pace Analytical Services, Inc..

Pace Analytical Services, Inc.
Not NELAP Accredited
4860 Blazer Parkway
Dublin, OH 43017
(614)486-5421

Pace Analytical Services, Inc.
7726 Moller Road
Indianapolis, IN 46268
(317)228-3100

SAMPLE ANALYTE COUNT

Project: Bridgeton Landfill 1Q 2016
Pace Project No.: 50139618

Lab ID	Sample ID	Method	Analysts	Analytes Reported
		EPA 8260	AMV	50
		SM 2540C	MLS	1
		EPA 410.4	TPD	1
		EPA 353.2	SLB	1
		EPA 365.1	JRB	1
		SM 4500-NH3 G	ZM	1
		SM 5310C	EJS	1
50139618052	PZ-100-SD Dup	EPA 9056	RID	3
		EPA 6010	MJC	11
		EPA 6020	DMT	11
		EPA 7470	JGJ	1
		EPA 8260	AMV	50
		SM 2540C	MLS	1
		EPA 410.4	TPD	1
		EPA 353.2	SLB	1
		EPA 365.1	JRB	1
		SM 4500-NH3 G	ZM	1
		SM 5310C	EJS	1
50139618053	Trip Blank #4	EPA 8260	AMV	51

This report shall not be reproduced, except in full,
without the written consent of Pace Analytical Services, Inc..

Pace Analytical
www.pacelabs.com

Pace Analytical Services, Inc.
Not NELAP Accredited
4860 Blazer Parkway
Dublin, OH 43017
(614)486-5421

Pace Analytical Services, Inc.
7726 Moller Road
Indianapolis, IN 46268
(317)228-3100

SUMMARY OF DETECTION

Project: Bridgeton Landfill 1Q 2016
Pace Project No.: 50139618

Lab Sample ID / Method	Client Sample ID / Parameters	Result	Units	Report Limit	Analyzed	Qualifiers
50139618006	**PZ-105-SS**					
	Field pH	7.13	Std. Units		03/01/16 09:21	
	Field Temperature	16.6	deg C		03/01/16 09:21	
	Field Specific Conductance	1041	umhos/cm		03/01/16 09:21	
	Field Turbidity	5.75	NTU		03/01/16 09:21	
	Total Well Depth	144.79	feet		03/01/16 09:21	
	Elevation Water Level	459.29	ft/msl		03/01/16 09:21	
	Collar Elevation	483.61	ft/msl		03/01/16 09:21	
	Depth to Water	24.32	feet		03/01/16 09:21	
EPA 300.0	Chloride	66.4	mg/L	2.5	03/07/16 23:09	
EPA 300.0	Fluoride	0.36	mg/L	0.10	03/08/16 17:53	
EPA 300.0	Sulfate	62.5	mg/L	2.5	03/07/16 23:09	
EPA 6010	Barium	160	ug/L	10.0	03/10/16 12:55	
EPA 6010	Calcium	104000	ug/L	500	03/10/16 12:55	
EPA 6010	Iron	1400	ug/L	50.0	03/10/16 12:55	
EPA 6010	Magnesium	52500	ug/L	500	03/10/16 12:55	
EPA 6010	Manganese	124	ug/L	5.0	03/10/16 12:55	
EPA 6010	Sodium	41200	ug/L	1000	03/10/16 12:55	
EPA 6010	Total Hardness by 2340B	475000	ug/L	1000	03/10/16 12:55	
SM 2540C	Total Dissolved Solids	602	mg/L	10.0	03/07/16 08:35	
SM 5310C	Total Organic Carbon	1.9	mg/L	1.0	03/17/16 14:55	
50139618007	**PZ-104-SD**					
	Field pH	6.92	Std. Units		03/01/16 12:36	
	Field Temperature	26.1	deg C		03/01/16 12:36	
	Field Specific Conductance	1864	umhos/cm		03/01/16 12:36	
	Field Turbidity	2.21	NTU		03/01/16 12:36	
	Total Well Depth	120.60	feet		03/01/16 12:36	
	Elevation Water Level	462.59	ft/msl		03/01/16 12:36	
	Collar Elevation	483.69	ft/msl		03/01/16 12:36	
	Depth to Water	21.10	feet		03/01/16 12:36	
EPA 300.0	Chloride	391	mg/L	25.0	03/08/16 00:06	
EPA 300.0	Fluoride	0.40	mg/L	0.10	03/08/16 19:12	
EPA 300.0	Sulfate	0.58	mg/L	0.25	03/08/16 19:12	
EPA 6010	Barium	609	ug/L	10.0	03/10/16 12:58	
EPA 6010	Boron	1180	ug/L	100	03/10/16 12:58	
EPA 6010	Calcium	117000	ug/L	500	03/10/16 12:58	
EPA 6010	Iron	14400	ug/L	50.0	03/10/16 12:58	
EPA 6010	Magnesium	69000	ug/L	500	03/10/16 12:58	
EPA 6010	Manganese	138	ug/L	5.0	03/10/16 12:58	
EPA 6010	Nickel	64.4	ug/L	10.0	03/10/16 12:58	
EPA 6010	Sodium	182000	ug/L	1000	03/10/16 12:58	
EPA 6010	Total Hardness by 2340B	575000	ug/L	1000	03/10/16 12:58	
EPA 6020	Arsenic	16.7	ug/L	5.0	03/07/16 19:47	
EPA 6020	Chromium	17.8	ug/L	5.0	03/07/16 19:47	
EPA 6020	Vanadium	16.6	ug/L	10.0	03/07/16 19:47	
EPA 8260	Benzene	426	ug/L	50.0	03/10/16 00:44	
EPA 8260	Toluene	9.6	ug/L	5.0	03/09/16 01:55	
EPA 8260	Xylene (Total)	19.3	ug/L	5.0	03/09/16 01:55	

This report shall not be reproduced, except in full,
without the written consent of Pace Analytical Services, Inc..

Pace Analytical
www.pacelabs.com

Pace Analytical Services, Inc.
Not NELAP Accredited
4860 Blazer Parkway
Dublin, OH 43017
(614)486-5421

Pace Analytical Services, Inc.
7726 Moller Road
Indianapolis, IN 46268
(317)228-3100

SUMMARY OF DETECTION

Project: Bridgeton Landfill 1Q 2016
Pace Project No.: 50139618

Lab Sample ID / Method	Client Sample ID / Parameters	Result	Units	Report Limit	Analyzed	Qualifiers
50139618007	**PZ-104-SD**					
SM 2540C	Total Dissolved Solids	1340	mg/L	10.0	03/07/16 08:36	
EPA 410.4	Chemical Oxygen Demand	363	mg/L	10.0	03/15/16 11:40	
EPA 365.1	Phosphorus	0.12	mg/L	0.050	03/08/16 15:15	
SM 4500-NH3 G	Nitrogen, Ammonia	49.1	mg/L	1.0	03/09/16 10:27	
SM 5310C	Total Organic Carbon	111	mg/L	40.0	03/18/16 17:07	
50139618008	**PZ-104-SS**					
	Field pH	7.05	Std. Units		03/01/16 14:34	
	Field Temperature	25.8	deg C		03/01/16 14:34	
	Field Specific Conductance	782	umhos/cm		03/01/16 14:34	
	Field Turbidity	3.09	NTU		03/01/16 14:34	
	Total Well Depth	140.27	feet		03/01/16 14:34	
	Elevation Water Level	463.94	ft/msl		03/01/16 14:34	
	Collar Elevation	483.63	ft/msl		03/01/16 14:34	
	Depth to Water	19.64	feet		03/01/16 14:34	
EPA 300.0	Chloride	4.7	mg/L	0.25	03/08/16 00:49	
EPA 300.0	Fluoride	0.65	mg/L	0.10	03/08/16 00:49	
EPA 300.0	Sulfate	23.5	mg/L	0.25	03/08/16 00:49	
EPA 6010	Barium	98.2	ug/L	10.0	03/10/16 13:01	
EPA 6010	Boron	130	ug/L	100	03/10/16 13:01	
EPA 6010	Calcium	80000	ug/L	500	03/10/16 13:01	
EPA 6010	Iron	590	ug/L	50.0	03/10/16 13:01	
EPA 6010	Magnesium	47100	ug/L	500	03/10/16 13:01	
EPA 6010	Manganese	28.3	ug/L	5.0	03/10/16 13:01	
EPA 6010	Sodium	14500	ug/L	1000	03/10/16 13:01	
EPA 6010	Total Hardness by 2340B	394000	ug/L	1000	03/10/16 13:01	
EPA 8260	Benzene	8.3	ug/L	5.0	03/11/16 07:16	
EPA 8260	Xylene (Total)	15.4	ug/L	5.0	03/11/16 07:16	
SM 2540C	Total Dissolved Solids	429	mg/L	10.0	03/07/16 08:36	
50139618009	**PZ-106-SD**					
	Field pH	6.74	Std. Units		03/02/16 08:24	
	Field Temperature	21.7	deg C		03/02/16 08:24	
	Field Specific Conductance	3630	umhos/cm		03/02/16 08:24	
	Field Turbidity	2.39	NTU		03/02/16 08:24	
	Total Well Depth	196.25	feet		03/02/16 08:24	
	Elevation Water Level	450.23	ft/msl		03/02/16 08:24	
	Collar Elevation	463.42	ft/msl		03/02/16 08:24	
	Depth to Water	13.19	feet		03/02/16 08:24	
EPA 300.0	Chloride	588	mg/L	25.0	03/08/16 01:32	
EPA 300.0	Fluoride	1.4	mg/L	1.0	03/08/16 01:18	
EPA 300.0	Sulfate	29.6	mg/L	2.5	03/08/16 01:18	
EPA 6010	Barium	1050	ug/L	10.0	03/10/16 13:09	
EPA 6010	Boron	2070	ug/L	100	03/10/16 13:09	
EPA 6010	Calcium	134000	ug/L	500	03/10/16 13:09	
EPA 6010	Cobalt	5.4	ug/L	5.0	03/10/16 13:09	
EPA 6010	Iron	2830	ug/L	50.0	03/10/16 13:09	
EPA 6010	Magnesium	104000	ug/L	500	03/10/16 13:09	

REPORT OF LABORATORY ANALYSIS

This report shall not be reproduced, except in full,
without the written consent of Pace Analytical Services, Inc..

Pace Analytical
www.pacelabs.com

Pace Analytical Services, Inc.
Not NELAP Accredited
4860 Blazer Parkway
Dublin, OH 43017
(614)486-5421

Pace Analytical Services, Inc.
7726 Moller Road
Indianapolis, IN 46268
(317)228-3100

SUMMARY OF DETECTION

Project: Bridgeton Landfill 1Q 2016
Pace Project No.: 50139618

Lab Sample ID / Method	Client Sample ID / Parameters	Result	Units	Report Limit	Analyzed	Qualifiers
50139618009	**PZ-106-SD**					
EPA 6010	Manganese	21.8	ug/L	5.0	03/10/16 13:09	
EPA 6010	Nickel	35.3	ug/L	10.0	03/10/16 13:09	
EPA 6010	Sodium	387000	ug/L	5000	03/11/16 11:13	
EPA 6010	Total Hardness by 2340B	765000	ug/L	1000	03/10/16 13:09	
EPA 6020	Chromium	16.1	ug/L	5.0	03/07/16 19:51	
SM 2540C	Total Dissolved Solids	2010	mg/L	20.0	03/07/16 06:55	
EPA 410.4	Chemical Oxygen Demand	457	mg/L	10.0	03/15/16 11:40	
EPA 365.1	Phosphorus	0.10	mg/L	0.050	03/08/16 15:17	
SM 4500-NH3 G	Nitrogen, Ammonia	79.3	mg/L	1.0	03/09/16 10:36	
SM 5310C	Total Organic Carbon	138	mg/L	40.0	03/18/16 17:30	
50139618010	**PZ-106-SD Dup**					
EPA 300.0	Chloride	594	mg/L	25.0	03/08/16 02:01	
EPA 300.0	Fluoride	1.5	mg/L	1.0	03/08/16 01:46	
EPA 300.0	Sulfate	32.9	mg/L	2.5	03/08/16 01:46	
EPA 6010	Barium	1060	ug/L	10.0	03/10/16 13:12	
EPA 6010	Boron	2110	ug/L	100	03/10/16 13:12	
EPA 6010	Calcium	138000	ug/L	500	03/10/16 13:12	
EPA 6010	Cobalt	5.6	ug/L	5.0	03/10/16 13:12	
EPA 6010	Iron	2890	ug/L	50.0	03/10/16 13:12	
EPA 6010	Magnesium	106000	ug/L	500	03/10/16 13:12	
EPA 6010	Manganese	23.0	ug/L	5.0	03/10/16 13:12	
EPA 6010	Nickel	36.6	ug/L	10.0	03/10/16 13:12	
EPA 6010	Sodium	387000	ug/L	5000	03/11/16 11:15	
EPA 6010	Total Hardness by 2340B	782000	ug/L	1000	03/10/16 13:12	
EPA 6020	Chromium	17.1	ug/L	5.0	03/07/16 19:56	
SM 2540C	Total Dissolved Solids	2050	mg/L	20.0	03/07/16 06:55	
EPA 410.4	Chemical Oxygen Demand	455	mg/L	10.0	03/15/16 11:40	
EPA 365.1	Phosphorus	0.060	mg/L	0.050	03/08/16 15:17	
SM 4500-NH3 G	Nitrogen, Ammonia	80.1	mg/L	1.0	03/09/16 10:39	
SM 5310C	Total Organic Carbon	139	mg/L	40.0	03/18/16 17:53	
50139618011	**PZ-106-SS**					
	Field pH	7.08	Std Units		03/02/16 10:46	
	Field Temperature	21.5	deg C		03/02/16 10:46	
	Field Specific Conductance	880	umhos/cm		03/02/16 10:46	
	Field Turbidity	0.83	NTU		03/02/16 10:46	
	Total Well Depth	161.57	feet		03/02/16 10:46	
	Elevation Water Level	449.96	ft/msl		03/02/16 10:46	
	Collar Elevation	462.70	ft/msl		03/02/16 10:46	
	Depth to Water	12.74	feet		03/02/16 10:46	
EPA 300.0	Chloride	35.7	mg/L	2.5	03/08/16 02:15	
EPA 300.0	Fluoride	2.2	mg/L	1.0	03/08/16 02:15	
EPA 300.0	Sulfate	56.5	mg/L	2.5	03/08/16 02:15	
EPA 6010	Barium	157	ug/L	10.0	03/10/16 13:15	
EPA 6010	Calcium	99200	ug/L	500	03/10/16 13:15	
EPA 6010	Iron	2600	ug/L	50.0	03/10/16 13:15	
EPA 6010	Magnesium	47300	ug/L	500	03/10/16 13:15	

This report shall not be reproduced, except in full,
without the written consent of Pace Analytical Services, Inc.

Pace Analytical
www.pacelabs.com

Pace Analytical Services, Inc.
Not NELAP Accredited
4860 Blazer Parkway
Dublin, OH 43017
(614)486-5421

Pace Analytical Services, Inc.
7726 Moller Road
Indianapolis, IN 46268
(317)228-3100

SUMMARY OF DETECTION

Project: Bridgeton Landfill 1Q 2016
Pace Project No.: 50139618

Lab Sample ID / Method	Client Sample ID / Parameters	Result	Units	Report Limit	Analyzed	Qualifiers
50139618011	**PZ-106-SS**					
EPA 6010	Manganese	21.4	ug/L	5.0	03/10/16 13:15	
EPA 6010	Sodium	17900	ug/L	1000	03/10/16 13:15	
EPA 6010	Total Hardness by 2340B	442000	ug/L	1000	03/10/16 13:15	
EPA 6020	Arsenic	9.1	ug/L	5.0	03/07/16 15:38	
SM 2540C	Total Dissolved Solids	499	mg/L	10.0	03/07/16 06:59	
EPA 410.4	Chemical Oxygen Demand	11.8	mg/L	10.0	03/11/16 11:49	
EPA 353.2	Nitrogen, NO2 plus NO3	0.26	mg/L	0.10	03/08/16 09:25	
SM 4500-NH3 G	Nitrogen, Ammonia	0.20	mg/L	0.10	03/09/16 10:40	
SM 5310C	Total Organic Carbon	3.9	mg/L	1.0	03/17/16 18:29	
50139618012	**PZ-205-SS**					
	Field pH	7.08	Std. Units		03/02/16 14:16	
	Field Temperature	17.6	deg C		03/02/16 14:16	
	Field Specific Conductance	864	umhos/cm		03/02/16 14:16	
	Field Turbidity	2.87	NTU		03/02/16 14:16	
	Total Well Depth	92.91	feet		03/02/16 14:16	
	Elevation Water Level	436.81	ft/msl		03/02/16 14:16	
	Collar Elevation	465.83	ft/msl		03/02/16 14:16	
	Depth to Water	29.02	feet		03/02/16 14:16	
EPA 300.0	Chloride	37.8	mg/L	2.5	03/08/16 02:29	
EPA 300.0	Fluoride	0.31	mg/L	0.10	03/08/16 19:27	
EPA 300.0	Sulfate	61.1	mg/L	2.5	03/08/16 02:29	
EPA 6010	Barium	131	ug/L	10.0	03/10/16 13:18	
EPA 6010	Calcium	96200	ug/L	500	03/10/16 13:18	
EPA 6010	Iron	280	ug/L	50.0	03/10/16 13:18	
EPA 6010	Magnesium	52700	ug/L	500	03/10/16 13:18	
EPA 6010	Sodium	14500	ug/L	1000	03/10/16 13:18	
EPA 6010	Total Hardness by 2340B	457000	ug/L	1000	03/10/16 13:18	
SM 2540C	Total Dissolved Solids	519	mg/L	10.0	03/07/16 06:59	
50139618014	**PZ-202-SS**					
	Field pH	6.64	Std. Units		03/03/16 08:33	
	Field Temperature	14.6	deg C		03/03/16 08:33	
	Field Specific Conductance	5310	umhos/cm		03/03/16 08:33	
	Field Turbidity	7.84	NTU		03/03/16 08:33	
	Total Well Depth	85.20	feet		03/03/16 08:33	
	Elevation Water Level	469.38	ft/msl		03/03/16 08:33	
	Collar Elevation	481.02	ft/msl		03/03/16 08:33	
	Depth to Water	11.64	feet		03/03/16 08:33	
EPA 300.0	Chloride	1140	mg/L	250	03/08/16 19:59	
EPA 300.0	Sulfate	0.92	mg/L	0.25	03/08/16 02:44	
EPA 6010	Barium	2220	ug/L	10.0	03/14/16 15:19	
EPA 6010	Calcium	584000	ug/L	5000	03/14/16 16:36	
EPA 6010	Cobalt	16.4	ug/L	5.0	03/14/16 15:19	
EPA 6010	Iron	68600	ug/L	50.0	03/14/16 15:19	
EPA 6010	Magnesium	248000	ug/L	500	03/14/16 15:19	
EPA 6010	Manganese	2370	ug/L	5.0	03/14/16 15:19	
EPA 6010	Nickel	56.8	ug/L	10.0	03/14/16 15:19	

This report shall not be reproduced, except in full,
without the written consent of Pace Analytical Services, Inc..

Pace Analytical
www.pacelabs.com

Pace Analytical Services, Inc.
Not NELAP Accredited
4860 Blazer Parkway
Dublin, OH 43017
(614)486-5421

Pace Analytical Services, Inc.
7726 Moller Road
Indianapolis, IN 46268
(317)228-3100

SUMMARY OF DETECTION

Project: Bridgeton Landfill 1Q 2016
Pace Project No.: 50139618

Lab Sample ID / Method	Client Sample ID / Parameters	Result	Units	Report Limit	Analyzed	Qualifiers
50139618014	**PZ-202-SS**					
EPA 6010	Sodium	114000	ug/L	1000	03/14/16 15:19	
EPA 6010	Total Hardness by 2340B	2480000	ug/L	10000	03/14/16 16:36	
EPA 6020	Arsenic	42.9	ug/L	5.0	03/09/16 21:21	
EPA 8260	Benzene	119	ug/L	10.0	03/09/16 13:04	
SM 2540C	Total Dissolved Solids	3630	mg/L	40.0	03/09/16 11:06	
EPA 410.4	Chemical Oxygen Demand	635	mg/L	10.0	03/15/16 11:40	
EPA 365.1	Phosphorus	0.14	mg/L	0.050	03/14/16 10:51	
SM 4500-NH3 G	Nitrogen, Ammonia	0.38	mg/L	0.10	03/09/16 11:11	
SM 5310C	Total Organic Carbon	193	mg/L	10.0	03/17/16 19:24	
50139618015	**PZ-201A-SS**					
	Field pH	7.21	Std. Units		03/03/16 10:46	
	Field Temperature	15.5	deg C		03/03/16 10:46	
	Field Specific Conductance	775	umhos/cm		03/03/16 10:46	
	Field Turbidity	2.99	NTU		03/03/16 10:46	
	Total Well Depth	86.21	feet		03/03/16 10:46	
	Elevation Water Level	470.36	ft/msl		03/03/16 10:46	
	Collar Elevation	480.16	ft/msl		03/03/16 10:46	
	Depth to Water	9.80	feet		03/03/16 10:46	
EPA 300.0	Chloride	4.6	mg/L	0.25	03/08/16 03:41	
EPA 300.0	Fluoride	0.28	mg/L	0.10	03/08/16 03:41	
EPA 300.0	Sulfate	71.5	mg/L	2.5	03/08/16 03:55	
EPA 6010	Barium	142	ug/L	10.0	03/14/16 15:22	
EPA 6010	Calcium	97200	ug/L	500	03/14/16 15:22	
EPA 6010	Iron	180	ug/L	50.0	03/14/16 15:22	
EPA 6010	Magnesium	47100	ug/L	500	03/14/16 15:22	
EPA 6010	Manganese	26.5	ug/L	5.0	03/14/16 15:22	
EPA 6010	Sodium	10300	ug/L	1000	03/14/16 15:22	
EPA 6010	Total Hardness by 2340B	437000	ug/L	1000	03/14/16 15:22	
EPA 6010	Zinc	35.3	ug/L	20.0	03/14/16 15:22	
SM 2540C	Total Dissolved Solids	466	mg/L	10.0	03/09/16 11:06	
EPA 353.2	Nitrogen, NO2 plus NO3	0.39	mg/L	0.10	03/08/16 09:50	
50139618016	**PZ-116-SS**					
	Field pH	7.55	Std. Units		03/03/16 13:36	
	Field Temperature	21.4	deg C		03/03/16 13:36	
	Field Specific Conductance	618	umhos/cm		03/03/16 13:36	
	Field Turbidity	0.41	NTU		03/03/16 13:36	
	Total Well Depth	149.85	feet		03/03/16 13:36	
	Elevation Water Level	468.95	ft/msl		03/03/16 13:36	
	Collar Elevation	484.85	ft/msl		03/03/16 13:36	
	Depth to Water	15.90	feet		03/03/16 13:36	
EPA 300.0	Chloride	4.1	mg/L	0.25	03/08/16 04:09	
EPA 300.0	Fluoride	2.4	mg/L	0.10	03/08/16 04:09	
EPA 300.0	Sulfate	38.8	mg/L	2.5	03/08/16 04:24	
EPA 6010	Barium	75.9	ug/L	10.0	03/14/16 15:25	
EPA 6010	Boron	379	ug/L	100	03/14/16 15:25	
EPA 6010	Calcium	45300	ug/L	500	03/14/16 15:25	

REPORT OF LABORATORY ANALYSIS

This report shall not be reproduced, except in full,
without the written consent of Pace Analytical Services, Inc..

Pace Analytical®
www.pacelabs.com

Pace Analytical Services, Inc.
Not NELAP Accredited
4860 Blazer Parkway
Dublin, OH 43017
(614)486-5421

Pace Analytical Services, Inc.
7726 Moller Road
Indianapolis, IN 46268
(317)228-3100

SUMMARY OF DETECTION

Project: Bridgeton Landfill 1Q 2016
Pace Project No.: 50139618

Lab Sample ID / Method	Client Sample ID / Parameters	Result	Units	Report Limit	Analyzed	Qualifiers
50139618016	**PZ-116-SS**					
EPA 6010	Magnesium	32900	ug/L	500	03/14/16 15:25	
EPA 6010	Manganese	9.9	ug/L	5.0	03/14/16 15:25	
EPA 6010	Sodium	42100	ug/L	1000	03/14/16 15:25	
EPA 6010	Total Hardness by 2340B	249000	ug/L	1000	03/14/16 15:25	
SM 2540C	Total Dissolved Solids	353	mg/L	10.0	03/09/16 11:06	
EPA 353.2	Nitrogen, NO2 plus NO3	0.16	mg/L	0.10	03/08/16 09:51	
EPA 365.1	Phosphorus	0.11	mg/L	0.050	03/14/16 10:52	
50139618017	**LCS-5A**					
	Field pH	6.79	Std. Units		03/03/16 00:00	
	Field Temperature	29.8	deg C		03/03/16 00:00	
	Field Specific Conductance	7980	umhos/cm		03/03/16 00:00	
	Oxygen, Dissolved	2.24	mg/L		03/03/16 00:00	
	Field Turbidity	3.71	NTU		03/03/16 00:00	
EPA 300.0	Chloride	1370	mg/L	250	03/08/16 05:07	
EPA 6010	Barium	1620	ug/L	10.0	03/14/16 15:28	
EPA 6010	Boron	5620	ug/L	100	03/14/16 15:28	
EPA 6010	Calcium	143000	ug/L	500	03/14/16 15:28	
EPA 6010	Cobalt	12.6	ug/L	5.0	03/14/16 15:28	
EPA 6010	Iron	6400	ug/L	50.0	03/14/16 15:28	
EPA 6010	Magnesium	90400	ug/L	500	03/14/16 15:28	
EPA 6010	Manganese	209	ug/L	5.0	03/14/16 15:28	
EPA 6010	Nickel	41.9	ug/L	10.0	03/14/16 15:28	
EPA 6010	Sodium	1050000	ug/L	10000	03/14/16 16:39	
EPA 6010	Total Hardness by 2340B	728000	ug/L	1000	03/14/16 15:28	
EPA 6010	Zinc	22.5	ug/L	20.0	03/14/16 15:28	
EPA 6020	Arsenic	32.6	ug/L	5.0	03/09/16 21:25	
EPA 6020	Chromium	27.1	ug/L	5.0	03/09/16 21:25	
EPA 6020	Copper	8.3	ug/L	5.0	03/09/16 21:25	
EPA 8270	Acenaphthene	142	ug/L	10.0	03/09/16 18:54	
EPA 8270	Dibenzofuran	74.6	ug/L	10.0	03/09/16 18:54	
EPA 8270	Fluoranthene	11.5	ug/L	10.0	03/09/16 18:54	
EPA 8270	Fluorene	76.5	ug/L	10.0	03/09/16 18:54	
EPA 8270	2-Methylnaphthalene	343	ug/L	50.0	03/15/16 14:20	
EPA 8270	Naphthalene	3970	ug/L	500	03/18/16 13:27	
EPA 8270	Phenanthrene	68.0	ug/L	10.0	03/09/16 18:54	
EPA 8260	Benzene	68.1	ug/L	5.0	03/09/16 14:20	
EPA 8260	2-Butanone (MEK)	14.1	ug/L	10.0	03/09/16 14:20	
EPA 8260	Chlorobenzene	91.4	ug/L	5.0	03/09/16 14:20	
EPA 8260	1,4-Dichlorobenzene	7.7	ug/L	5.0	03/09/16 14:20	
EPA 8260	Ethylbenzene	14.7	ug/L	5.0	03/09/16 14:20	
EPA 8260	Toluene	7.9	ug/L	5.0	03/09/16 14:20	
EPA 8260	Xylene (Total)	36.8	ug/L	5.0	03/09/16 14:20	
SM 2540C	Total Dissolved Solids	3690	mg/L	40.0	03/09/16 11:07	
EPA 410.4	Chemical Oxygen Demand	877	mg/L	10.0	03/15/16 11:40	
EPA 365.1	Phosphorus	2.4	mg/L	0.25	03/14/16 10:52	
SM 4500-NH3 G	Nitrogen, Ammonia	339	mg/L	5.0	03/09/16 11:18	
SM 5310C	Total Organic Carbon	252	mg/L	100	03/18/16 18:16	

This report shall not be reproduced, except in full,
without the written consent of Pace Analytical Services, Inc..

Pace Analytical®
www.pacelabs.com

Pace Analytical Services, Inc.
Not NELAP Accredited
4860 Blazer Parkway
Dublin, OH 43017
(614)486-5421

Pace Analytical Services, Inc.
7726 Moller Road
Indianapolis, IN 46268
(317)228-3100

SUMMARY OF DETECTION

Project: Bridgeton Landfill 1Q 2016
Pace Project No.: 50139618

Lab Sample ID / Method	Client Sample ID / Parameters	Result	Units	Report Limit	Analyzed	Qualifiers
50139618018	**PZ-101-SS**					
	Field pH	6.59	Std. Units		03/04/16 08:27	
	Field Temperature	24.4	deg C		03/04/16 08:27	
	Field Specific Conductance	1953	umhos/cm		03/04/16 08:27	
	Field Turbidity	7.24	NTU		03/04/16 08:27	
	Total Well Depth	155.11	feet		03/04/16 08:27	
	Elevation Water Level	454.58	ft/msl		03/04/16 08:27	
	Collar Elevation	491.26	ft/msl		03/04/16 08:27	
	Depth to Water	36.68	feet		03/04/16 08:27	
EPA 300.0	Chloride	215	mg/L	25.0	03/08/16 20:15	
EPA 300.0	Fluoride	1.0	mg/L	0.10	03/08/16 05:21	
EPA 300.0	Sulfate	0.31	mg/L	0.25	03/08/16 05:21	
EPA 6010	Barium	504	ug/L	10.0	03/14/16 15:31	
EPA 6010	Boron	829	ug/L	100	03/14/16 15:31	
EPA 6010	Calcium	155000	ug/L	500	03/14/16 15:31	
EPA 6010	Iron	4240	ug/L	50.0	03/14/16 15:31	
EPA 6010	Magnesium	97100	ug/L	500	03/14/16 15:31	
EPA 6010	Manganese	37.8	ug/L	5.0	03/14/16 15:31	
EPA 6010	Nickel	12.5	ug/L	10.0	03/14/16 15:31	
EPA 6010	Sodium	95500	ug/L	1000	03/14/16 15:31	
EPA 6010	Total Hardness by 2340B	786000	ug/L	1000	03/14/16 15:31	
EPA 6020	Arsenic	19.5	ug/L	5.0	03/09/16 20:59	
EPA 8260	2-Butanone (MEK)	12.3	ug/L	10.0	03/09/16 14:45	
EPA 8260	Chlorobenzene	6.2	ug/L	5.0	03/09/16 14:45	
SM 2540C	Total Dissolved Solids	1080	mg/L	10.0	03/09/16 11:10	
EPA 410.4	Chemical Oxygen Demand	85.6	mg/L	10.0	03/11/16 11:49	
EPA 365.1	Phosphorus	0.071	mg/L	0.050	03/14/16 10:53	
SM 4500-NH3 G	Nitrogen, Ammonia	12.2	mg/L	0.50	03/09/16 11:15	
SM 5310C	Total Organic Carbon	30.6	mg/L	10.0	03/18/16 18:39	
50139618019	**PZ-102R-SS**					
	Field pH	7.07	Std. Units		03/04/16 10:30	
	Field Temperature	16.2	deg C		03/04/16 10:30	
	Field Specific Conductance	881	umhos/cm		03/04/16 10:30	
	Field Turbidity	7.56	NTU		03/04/16 10:30	
	Total Well Depth	91.14	feet		03/04/16 10:30	
	Elevation Water Level	465.94	ft/msl		03/04/16 10:30	
	Collar Elevation	485.62	ft/msl		03/04/16 10:30	
	Depth to Water	19.68	feet		03/04/16 10:30	
EPA 300.0	Chloride	8.4	mg/L	0.25	03/08/16 06:32	
EPA 300.0	Fluoride	0.48	mg/L	0.10	03/08/16 06:32	
EPA 300.0	Sulfate	81.1	mg/L	2.5	03/08/16 06:47	
EPA 6010	Barium	77.5	ug/L	10.0	03/14/16 15:34	
EPA 6010	Boron	172	ug/L	100	03/14/16 15:34	
EPA 6010	Calcium	116000	ug/L	500	03/14/16 15:34	
EPA 6010	Iron	1760	ug/L	50.0	03/14/16 15:34	
EPA 6010	Magnesium	44100	ug/L	500	03/14/16 15:34	
EPA 6010	Manganese	76.8	ug/L	5.0	03/14/16 15:34	
EPA 6010	Sodium	20900	ug/L	1000	03/14/16 15:34	

This report shall not be reproduced, except in full,
without the written consent of Pace Analytical Services, Inc..

Pace Analytical®
www.pacelabs.com

Pace Analytical Services, Inc.
Not NELAP Accredited
4860 Blazer Parkway
Dublin, OH 43017
(614)486-5421

Pace Analytical Services, Inc.
7726 Moller Road
Indianapolis, IN 46268
(317)228-3100

SUMMARY OF DETECTION

Project: Bridgeton Landfill 1Q 2016
Pace Project No.: 50139618

Lab Sample ID / Method	Client Sample ID / Parameters	Result	Units	Report Limit	Analyzed	Qualifiers
50139618019	**PZ-102R-SS**					
EPA 6010	Total Hardness by 2340B	470000	ug/L	1000	03/14/16 15:34	
SM 2540C	Total Dissolved Solids	536	mg/L	10.0	03/09/16 11:11	
SM 4500-NH3 G	Nitrogen, Ammonia	0.15	mg/L	0.10	03/09/16 10:57	
50139618020	**PZ-107-SS**					
	Field pH	6.74	Std. Units		03/04/16 13:55	
	Field Temperature	14.5	deg C		03/04/16 13:55	
	Field Specific Conductance	2220	umhos/cm		03/04/16 13:55	
	Field Turbidity	13.94	NTU		03/04/16 13:55	
	Total Well Depth	103.78	feet		03/04/16 13:55	
	Elevation Water Level	433.75	ft/msl		03/04/16 13:55	
	Collar Elevation	464.56	ft/msl		03/04/16 13:55	
	Depth to Water	30.81	feet		03/04/16 13:55	
EPA 300.0	Chloride	318	mg/L	25.0	03/08/16 21:02	
EPA 300.0	Fluoride	0.16	mg/L	0.10	03/08/16 07:01	
EPA 300.0	Sulfate	59.9	mg/L	2.5	03/08/16 07:44	
EPA 6010	Barium	669	ug/L	10.0	03/14/16 15:37	
EPA 6010	Boron	341	ug/L	100	03/14/16 15:37	
EPA 6010	Calcium	251000	ug/L	5000	03/14/16 16:41	
EPA 6010	Iron	6430	ug/L	50.0	03/14/16 15:37	
EPA 6010	Magnesium	124000	ug/L	500	03/14/16 15:37	
EPA 6010	Manganese	102	ug/L	5.0	03/14/16 15:37	
EPA 6010	Nickel	40.4	ug/L	10.0	03/14/16 15:37	
EPA 6010	Sodium	90900	ug/L	1000	03/14/16 15:37	
EPA 6010	Total Hardness by 2340B	1140000	ug/L	10000	03/14/16 16:41	
EPA 8260	Dichlorodifluoromethane	21.0	ug/L	5.0	03/09/16 15:37	
SM 2540C	Total Dissolved Solids	1290	mg/L	10.0	03/09/16 11:12	
EPA 410.4	Chemical Oxygen Demand	52.3	mg/L	10.0	03/11/16 11:49	
EPA 365.1	Phosphorus	0.12	mg/L	0.050	03/14/16 10:54	
SM 4500-NH3 G	Nitrogen, Ammonia	2.9	mg/L	0.10	03/09/16 10:58	
SM 5310C	Total Organic Carbon	17.5	mg/L	1.0	03/21/16 15:08	
50139618022	**PZ-212-SD**					
	Field pH	7.37	Std. Units		03/07/16 08:22	
	Field Temperature	14.1	deg C		03/07/16 08:22	
	Field Specific Conductance	1220	umhos/cm		03/07/16 08:22	
	Field Turbidity	12.64	NTU		03/07/16 08:22	
	Total Well Depth	92.85	feet		03/07/16 08:22	
	Elevation Water Level	468.51	ft/msl		03/07/16 08:22	
	Collar Elevation	482.72	ft/msl		03/07/16 08:22	
	Depth to Water	14.21	feet		03/07/16 08:22	
EPA 300.0	Chloride	142	mg/L	25.0	03/11/16 17:28	
EPA 300.0	Fluoride	0.20	mg/L	0.10	03/10/16 20:25	
EPA 300.0	Sulfate	114	mg/L	2.5	03/10/16 20:41	
EPA 6010	Barium	199	ug/L	10.0	03/14/16 17:04	
EPA 6010	Calcium	104000	ug/L	500	03/14/16 17:04	
EPA 6010	Iron	245	ug/L	50.0	03/14/16 17:04	
EPA 6010	Magnesium	49200	ug/L	500	03/14/16 17:04	

REPORT OF LABORATORY ANALYSIS

This report shall not be reproduced, except in full,
without the written consent of Pace Analytical Services, Inc..

Pace Analytical
www.pacelabs.com

Pace Analytical Services, Inc.
Not NELAP Accredited
4860 Blazer Parkway
Dublin, OH 43017
(614)486-5421

Pace Analytical Services, Inc.
7726 Moller Road
Indianapolis, IN 46268
(317)228-3100

SUMMARY OF DETECTION

Project: Bridgeton Landfill 1Q 2016
Pace Project No.: 50139618

Lab Sample ID / Method	Client Sample ID / Parameters	Result	Units	Report Limit	Analyzed	Qualifiers
50139618022	**PZ-212-SD**					
EPA 6010	Manganese	587	ug/L	5.0	03/14/16 17:04	
EPA 6010	Sodium	81200	ug/L	1000	03/14/16 17:04	
EPA 6010	Total Hardness by 2340B	463000	ug/L	1000	03/14/16 17:04	
SM 2540C	Total Dissolved Solids	722	mg/L	10.0	03/12/16 09:25	
EPA 365.1	Phosphorus	0.18	mg/L	0.050	03/16/16 11:38	
SM 4500-NH3 G	Nitrogen, Ammonia	0.17	mg/L	0.10	03/16/16 10:42	
50139618023	**PZ-212-SS**					
	Field pH	7.24	Std. Units		03/07/16 09:42	
	Field Temperature	14.1	deg C		03/07/16 09:42	
	Field Specific Conductance	815	umhos/cm		03/07/16 09:42	
	Field Turbidity	73.09	NTU		03/07/16 09:42	
	Total Well Depth	93.89	feet		03/07/16 09:42	
	Elevation Water Level	473.18	ft/msl		03/07/16 09:42	
	Collar Elevation	482.79	ft/msl		03/07/16 09:42	
	Depth to Water	9.61	feet		03/07/16 09:42	
EPA 300.0	Chloride	8.9	mg/L	0.25	03/10/16 20:57	
EPA 300.0	Fluoride	0.45	mg/L	0.10	03/10/16 20:57	
EPA 300.0	Sulfate	143	mg/L	2.5	03/10/16 21:13	
EPA 6010	Barium	116	ug/L	10.0	03/14/16 17:07	
EPA 6010	Calcium	105000	ug/L	500	03/14/16 17:07	
EPA 6010	Iron	5130	ug/L	50.0	03/14/16 17:07	
EPA 6010	Magnesium	26300	ug/L	500	03/14/16 17:07	
EPA 6010	Manganese	435	ug/L	5.0	03/14/16 17:07	
EPA 6010	Sodium	41500	ug/L	1000	03/14/16 17:07	
EPA 6010	Total Hardness by 2340B	370000	ug/L	1000	03/14/16 17:07	
EPA 6010	Zinc	25.1	ug/L	20.0	03/14/16 17:07	
EPA 6020	Chromium	5.6	ug/L	5.0	03/11/16 12:29	
SM 2540C	Total Dissolved Solids	514	mg/L	10.0	03/12/16 09:26	
EPA 365.1	Phosphorus	0.070	mg/L	0.050	03/16/16 11:42	
SM 5310C	Total Organic Carbon	1.3	mg/L	1.0	03/21/16 15:54	
50139618024	**MW-1204**					
	Field pH	6.27	Std. Units		03/07/16 12:17	
	Field Temperature	22.0	deg C		03/07/16 12:17	
	Field Specific Conductance	5080	umhos/cm		03/07/16 12:17	
	Field Turbidity	46.94	NTU		03/07/16 12:17	
	Total Well Depth	222.60	feet		03/07/16 12:17	
	Elevation Water Level	471.28	ft/msl		03/07/16 12:17	
	Collar Elevation	485.53	ft/msl		03/07/16 12:17	
	Depth to Water	14.25	feet		03/07/16 12:17	
EPA 300.0	Chloride	2450	mg/L	250	03/10/16 22:00	
EPA 300.0	Sulfate	32.3	mg/L	2.5	03/10/16 21:28	
EPA 6010	Barium	6810	ug/L	10.0	03/14/16 17:10	
EPA 6010	Boron	6020	ug/L	100	03/14/16 17:10	
EPA 6010	Calcium	1040000	ug/L	5000	03/14/16 18:14	
EPA 6010	Iron	55000	ug/L	50.0	03/14/16 17:10	
EPA 6010	Magnesium	251000	ug/L	500	03/14/16 17:10	

This report shall not be reproduced, except in full,
without the written consent of Pace Analytical Services, Inc..

Pace Analytical
www.pacelabs.com

Pace Analytical Services, Inc.
Not NELAP Accredited
4860 Blazer Parkway
Dublin, OH 43017
(614)486-5421

Pace Analytical Services, Inc.
7726 Moller Road
Indianapolis, IN 46268
(317)228-3100

SUMMARY OF DETECTION

Project: Bridgeton Landfill 1Q 2016
Pace Project No.: 50139618

Lab Sample ID / Method	Client Sample ID / Parameters	Result	Units	Report Limit	Analyzed	Qualifiers
50139618024	**MW-1204**					
EPA 6010	Manganese	2760	ug/L	5.0	03/14/16 17:10	
EPA 6010	Nickel	20.2	ug/L	10.0	03/14/16 17:10	
EPA 6010	Sodium	825000	ug/L	10000	03/14/16 18:14	
EPA 6010	Total Hardness by 2340B	3620000	ug/L	10000	03/14/16 18:14	
EPA 6020	Arsenic	35.2	ug/L	25.0	03/11/16 18:25	
EPA 6020	Chromium	129	ug/L	25.0	03/11/16 18:25	
EPA 8270	3&4-Methylphenol(m&p Cresol)	2490	ug/L	500	03/18/16 12:48	
EPA 8270	Phenol	1580	ug/L	500	03/18/16 12:48	
EPA 8260	Acetone	10600	ug/L	250	03/14/16 13:31	
EPA 8260	Benzene	27.8	ug/L	25.0	03/14/16 12:25	
EPA 8260	2-Butanone (MEK)	4260	ug/L	250	03/14/16 13:31	
EPA 8260	2-Hexanone	69.2	ug/L	50.0	03/14/16 12:25	
EPA 8260	4-Methyl-2-pentanone (MIBK)	110	ug/L	50.0	03/14/16 12:25	
EPA 8260	Toluene	90.2	ug/L	25.0	03/14/16 12:25	
SM 2540C	Total Dissolved Solids	10300	mg/L	66.7	03/12/16 09:26	
EPA 410.4	Chemical Oxygen Demand	8360	mg/L	100	03/22/16 11:06	
EPA 365.1	Phosphorus	2.4	mg/L	1.0	03/16/16 11:42	
SM 4500-NH3 G	Nitrogen, Ammonia	158	mg/L	5.0	03/16/16 11:20	
SM 5310C	Total Organic Carbon	2530	mg/L	400	03/22/16 13:00	
50139618025	**MW-1204 Dup**					
EPA 300.0	Chloride	2460	mg/L	250	03/10/16 23:51	
EPA 300.0	Sulfate	32.8	mg/L	2.5	03/10/16 23:19	
EPA 6010	Barium	6960	ug/L	10.0	03/14/16 17:13	
EPA 6010	Boron	6240	ug/L	100	03/14/16 17:13	
EPA 6010	Calcium	1040000	ug/L	5000	03/14/16 18:17	
EPA 6010	Iron	56200	ug/L	50.0	03/14/16 17:13	
EPA 6010	Magnesium	257000	ug/L	500	03/14/16 17:13	
EPA 6010	Manganese	2810	ug/L	5.0	03/14/16 17:13	
EPA 6010	Nickel	21.6	ug/L	10.0	03/14/16 17:13	
EPA 6010	Sodium	842000	ug/L	10000	03/14/16 18:17	
EPA 6010	Total Hardness by 2340B	3660000	ug/L	10000	03/14/16 18:17	
EPA 6020	Arsenic	36.1	ug/L	25.0	03/11/16 18:29	
EPA 6020	Chromium	128	ug/L	25.0	03/11/16 18:29	
EPA 8270	3&4-Methylphenol(m&p Cresol)	2750	ug/L	556	03/18/16 13:47	
EPA 8270	Phenol	1710	ug/L	556	03/18/16 13:47	
EPA 8260	Acetone	9880	ug/L	250	03/14/16 12:58	
EPA 8260	2-Butanone (MEK)	4940	ug/L	50.0	03/14/16 11:52	
EPA 8260	4-Methyl-2-pentanone (MIBK)	72.9	ug/L	50.0	03/14/16 11:52	
EPA 8260	Toluene	93.8	ug/L	25.0	03/14/16 11:52	
SM 2540C	Total Dissolved Solids	9990	mg/L	66.7	03/12/16 09:26	
EPA 410.4	Chemical Oxygen Demand	8850	mg/L	100	03/22/16 11:06	
EPA 365.1	Phosphorus	2.2	mg/L	1.0	03/16/16 11:43	
SM 4500-NH3 G	Nitrogen, Ammonia	161	mg/L	5.0	03/16/16 11:22	
SM 5310C	Total Organic Carbon	2510	mg/L	400	03/22/16 13:23	
50139618026	**PZ-203-SS**					
	Field pH	7.02	Std. Units		03/07/16 14:14	

REPORT OF LABORATORY ANALYSIS

This report shall not be reproduced, except in full,
without the written consent of Pace Analytical Services, Inc..

Pace Analytical
www.pacelabs.com

Pace Analytical Services, Inc.
Not NELAP Accredited
4860 Blazer Parkway
Dublin, OH 43017
(614)486-5421

Pace Analytical Services, Inc.
7726 Moller Road
Indianapolis, IN 46268
(317)228-3100

SUMMARY OF DETECTION

Project: Bridgeton Landfill 1Q 2016
Pace Project No.: 50139618

Lab Sample ID / Method	Client Sample ID / Parameters	Result	Units	Report Limit	Analyzed	Qualifiers
50139618026	**PZ-203-SS**					
	Field Temperature	17.1	deg C		03/07/16 14:14	
	Field Specific Conductance	766	umhos/cm		03/07/16 14:14	
	Field Turbidity	8.81	NTU		03/07/16 14:14	
	Total Well Depth	111.11	feet		03/07/16 14:14	
	Elevation Water Level	440.96	ft/msl		03/07/16 14:14	
	Collar Elevation	465.83	ft/msl		03/07/16 14:14	
	Depth to Water	24.87	feet		03/07/16 14:14	
EPA 300.0	Chloride	9.8	mg/L	0.25	03/10/16 22:47	
EPA 300.0	Fluoride	0.45	mg/L	0.10	03/10/16 22:47	
EPA 300.0	Sulfate	59.6	mg/L	2.5	03/10/16 23:03	
EPA 6010	Barium	97.1	ug/L	10.0	03/14/16 17:16	
EPA 6010	Boron	142	ug/L	100	03/14/16 17:16	
EPA 6010	Calcium	98300	ug/L	500	03/14/16 17:16	
EPA 6010	Iron	1140	ug/L	50.0	03/14/16 17:16	
EPA 6010	Magnesium	44900	ug/L	500	03/14/16 17:16	
EPA 6010	Manganese	18.5	ug/L	5.0	03/14/16 17:16	
EPA 6010	Sodium	8830	ug/L	1000	03/14/16 17:16	
EPA 6010	Total Hardness by 2340B	430000	ug/L	1000	03/14/16 17:16	
SM 2540C	Total Dissolved Solids	430	mg/L	10.0	03/12/16 09:26	
50139618027	**LCS-6B**					
	Field pH	7.49	Std. Units		03/07/16 00:00	
	Field Temperature	28.5	deg C		03/07/16 00:00	
	Field Specific Conductance	16100	umhos/cm		03/07/16 00:00	
	Oxygen, Dissolved	0.42	mg/L		03/07/16 00:00	
	Field Turbidity	23.02	NTU		03/07/16 00:00	
EPA 6010	Barium	1070	ug/L	10.0	03/14/16 17:19	
EPA 6010	Boron	11000	ug/L	100	03/14/16 17:19	
EPA 6010	Calcium	55700	ug/L	500	03/14/16 17:19	
EPA 6010	Cobalt	64.7	ug/L	5.0	03/14/16 17:19	
EPA 6010	Iron	3730	ug/L	50.0	03/14/16 17:19	
EPA 6010	Magnesium	45600	ug/L	500	03/14/16 17:19	
EPA 6010	Manganese	337	ug/L	5.0	03/14/16 17:19	
EPA 6010	Nickel	170	ug/L	10.0	03/14/16 17:19	
EPA 6010	Sodium	1900000	ug/L	20000	03/14/16 18:20	
EPA 6010	Total Hardness by 2340B	327000	ug/L	1000	03/14/16 17:19	
EPA 6010	Zinc	363	ug/L	20.0	03/14/16 17:19	
EPA 6020	Antimony	51.1	ug/L	25.0	03/11/16 18:33	
EPA 6020	Arsenic	676	ug/L	25.0	03/11/16 18:33	
EPA 6020	Cadmium	5.9	ug/L	4.0	03/11/16 13:59	
EPA 6020	Chromium	162	ug/L	25.0	03/11/16 18:33	
EPA 8270	Acetophenone	40.5	ug/L	10.0	03/11/16 18:35	
EPA 8270	3&4-Methylphenol(m&p Cresol)	1220	ug/L	100	03/17/16 21:14	
EPA 8270	Naphthalene	26.1	ug/L	10.0	03/11/16 18:35	
EPA 8260	Acetone	238	ug/L	50.0	03/14/16 11:19	
EPA 8260	2-Butanone (MEK)	165	ug/L	50.0	03/14/16 11:19	
EPA 8260	1,4-Dichlorobenzene	30.4	ug/L	25.0	03/14/16 11:19	
EPA 8260	Ethylbenzene	49.3	ug/L	25.0	03/14/16 11:19	

This report shall not be reproduced, except in full,
without the written consent of Pace Analytical Services, Inc..

Pace Analytical
www.pacelabs.com

Pace Analytical Services, Inc.
Not NELAP Accredited
4860 Blazer Parkway
Dublin, OH 43017
(614)486-5421

Pace Analytical Services, Inc.
7726 Moller Road
Indianapolis, IN 46268
(317)228-3100

SUMMARY OF DETECTION

Project: Bridgeton Landfill 1Q 2016
Pace Project No.: 50139618

Lab Sample ID / Method	Client Sample ID / Parameters	Result	Units	Report Limit	Analyzed	Qualifiers
50139618027	**LCS-6B**					
EPA 8260	Toluene	77.7	ug/L	25.0	03/14/16 11:19	
EPA 8260	Xylene (Total)	125	ug/L	25.0	03/14/16 11:19	
EPA 410.4	Chemical Oxygen Demand	4780	mg/L	50.0	03/22/16 11:06	
EPA 353.2	Nitrogen, NO2 plus NO3	1.8	mg/L	1.0	03/22/16 10:05	
EPA 365.1	Phosphorus	5.3	mg/L	1.2	03/16/16 12:20	
SM 4500-NH3 G	Nitrogen, Ammonia	1080	mg/L	20.0	03/16/16 11:27	
SM 5310C	Total Organic Carbon	1630	mg/L	100	03/21/16 19:53	
50139618028	**LCS-6B**					
EPA 300.0	Chloride	2390	mg/L	250	03/11/16 00:38	
SM 2540C	Total Dissolved Solids	7970	mg/L	100	03/14/16 09:26	
50139618029	**LCS-4B**					
	Field pH	NA	Std. Units		03/08/16 00:00	
	Field Temperature	NA	deg C		03/08/16 00:00	
	Field Specific Conductance	NA	umhos/cm		03/08/16 00:00	
	Oxygen, Dissolved	NA	mg/L		03/08/16 00:00	
	Field Turbidity	NA	NTU		03/08/16 00:00	
EPA 8270	Benzyl alcohol	1750	ug/L	1000	03/18/16 14:07	
EPA 8270	3&4-Methylphenol(m&p Cresol)	43000	ug/L	10000	03/24/16 12:05	
EPA 8270	Phenol	11700	ug/L	1000	03/18/16 14:07	
EPA 8260	Acetone	162000	ug/L	5000	03/15/16 03:13	
EPA 8260	Benzene	612	ug/L	250	03/15/16 16:45	
EPA 8260	2-Butanone (MEK)	89300	ug/L	5000	03/15/16 03:13	
EPA 8260	2-Hexanone	610	ug/L	500	03/15/16 02:47	
EPA 8260	4-Methyl-2-pentanone (MIBK)	976	ug/L	500	03/15/16 02:47	
50139618031	**PZ-103-SS**					
	Field pH	6.18	Std. Units		03/08/16 09:37	
	Field Temperature	26.0	deg C		03/08/16 09:37	
	Field Specific Conductance	1963	umhos/cm		03/08/16 09:37	
	Field Turbidity	55.47	NTU		03/08/16 09:37	
	Total Well Depth	149.63	feet		03/08/16 09:37	
	Elevation Water Level	471.89	ft/msl		03/08/16 09:37	
	Collar Elevation	483.56	ft/msl		03/08/16 09:37	
	Depth to Water	11.67	feet		03/08/16 09:37	
EPA 300.0	Chloride	17.8	mg/L	2.5	03/11/16 01:08	
EPA 300.0	Fluoride	0.47	mg/L	0.10	03/11/16 00:54	
EPA 6010	Barium	711	ug/L	10.0	03/14/16 17:25	
EPA 6010	Boron	418	ug/L	100	03/14/16 17:25	
EPA 6010	Calcium	264000	ug/L	2500	03/14/16 18:23	
EPA 6010	Iron	24900	ug/L	50.0	03/14/16 17:25	
EPA 6010	Magnesium	95400	ug/L	500	03/14/16 17:25	
EPA 6010	Manganese	471	ug/L	5.0	03/14/16 17:25	
EPA 6010	Nickel	16.8	ug/L	10.0	03/14/16 17:25	
EPA 6010	Sodium	88000	ug/L	1000	03/14/16 17:25	
EPA 6010	Total Hardness by 2340B	1050000	ug/L	5000	03/14/16 18:23	
EPA 6010	Zinc	71.7	ug/L	20.0	03/14/16 17:25	
EPA 6020	Cadmium	0.65	ug/L	0.20	03/11/16 13:33	

REPORT OF LABORATORY ANALYSIS

This report shall not be reproduced, except in full,
without the written consent of Pace Analytical Services, Inc..

Pace Analytical
www.pacelabs.com

Pace Analytical Services, Inc.
Not NELAP Accredited
4860 Blazer Parkway
Dublin, OH 43017
(614)486-5421

Pace Analytical Services, Inc.
7726 Moller Road
Indianapolis, IN 46268
(317)228-3100

SUMMARY OF DETECTION

Project: Bridgeton Landfill 1Q 2016
Pace Project No.: 50139618

Lab Sample ID / Method	Client Sample ID / Parameters	Result	Units	Report Limit	Analyzed	Qualifiers
50139618031	**PZ-103-SS**					
EPA 6020	Chromium	8.1	ug/L	5.0	03/11/16 13:33	
EPA 6020	Copper	6.7	ug/L	5.0	03/11/16 13:33	
EPA 6020	Vanadium	14.6	ug/L	10.0	03/11/16 13:33	
EPA 8260	Benzene	89.9	ug/L	5.0	03/16/16 03:31	
EPA 8260	1,4-Dichlorobenzene	6.4	ug/L	5.0	03/16/16 03:31	
EPA 8260	Toluene	12.6	ug/L	5.0	03/16/16 03:31	
EPA 8260	1,1,2-Trichloroethane	13.2	ug/L	5.0	03/16/16 03:31	
SM 2540C	Total Dissolved Solids	1180	mg/L	20.0	03/14/16 09:27	
EPA 410.4	Chemical Oxygen Demand	14.4	mg/L	10.0	03/23/16 11:23	
EPA 365.1	Phosphorus	0.64	mg/L	0.050	03/16/16 13:12	
SM 4500-NH3 G	Nitrogen, Ammonia	0.20	mg/L	0.10	03/16/16 11:11	
SM 5310C	Total Organic Carbon	6.4	mg/L	4.0	03/22/16 13:54	
50139618032	**PZ-200-SS**					
	Field pH	6.19	Std. Units		03/08/16 12:28	
	Field Temperature	17.3	deg C		03/08/16 12:28	
	Field Specific Conductance	2620	umhos/cm		03/08/16 12:28	
	Field Turbidity	38.68	NTU		03/08/16 12:28	
	Total Well Depth	99.50	feet		03/08/16 12:28	
	Elevation Water Level	465.07	ft/msl		03/08/16 12:28	
	Collar Elevation	485.57	ft/msl		03/08/16 12:28	
	Depth to Water	20.50	feet		03/08/16 12:28	
EPA 300.0	Chloride	692	mg/L	25.0	03/11/16 17:43	
EPA 300.0	Sulfate	55.2	mg/L	2.5	03/11/16 02:48	
EPA 6010	Barium	313	ug/L	10.0	03/14/16 17:45	
EPA 6010	Calcium	268000	ug/L	2500	03/14/16 18:32	
EPA 6010	Cobalt	31.0	ug/L	5.0	03/14/16 17:45	
EPA 6010	Iron	52000	ug/L	50.0	03/14/16 17:45	
EPA 6010	Magnesium	89200	ug/L	500	03/14/16 17:45	
EPA 6010	Manganese	3630	ug/L	5.0	03/14/16 17:45	
EPA 6010	Nickel	65.2	ug/L	10.0	03/14/16 17:45	
EPA 6010	Sodium	85300	ug/L	1000	03/14/16 17:45	
EPA 6010	Total Hardness by 2340B	1040000	ug/L	5000	03/14/16 18:32	
EPA 6020	Arsenic	68.8	ug/L	5.0	03/11/16 13:37	
SM 2540C	Total Dissolved Solids	1940	mg/L	40.0	03/14/16 09:27	
EPA 410.4	Chemical Oxygen Demand	45.0	mg/L	10.0	03/18/16 11:08	
EPA 365.1	Phosphorus	1.4	mg/L	0.25	03/16/16 13:36	
SM 4500-NH3 G	Nitrogen, Ammonia	1.1	mg/L	0.10	03/16/16 10:59	
SM 5310C	Total Organic Carbon	2.5	mg/L	2.0	03/22/16 14:19	
50139618037	**PZ-206-SS**					
	Field pH	6.93	Std. Units		03/09/16 08:09	
	Field Temperature	17.7	deg C		03/09/16 08:09	
	Field Specific Conductance	1300	umhos/cm		03/09/16 08:09	
	Field Turbidity	21.60	NTU		03/09/16 08:09	
	Total Well Depth	129.79	feet		03/09/16 08:09	
	Elevation Water Level	432.96	ft/msl		03/09/16 08:09	
	Collar Elevation	460.29	ft/msl		03/09/16 08:09	

REPORT OF LABORATORY ANALYSIS

This report shall not be reproduced, except in full,
without the written consent of Pace Analytical Services, Inc..

Pace Analytical
www.pacelabs.com

Pace Analytical Services, Inc.
Not NELAP Accredited
4860 Blazer Parkway
Dublin, OH 43017
(614)486-5421

Pace Analytical Services, Inc.
7726 Moller Road
Indianapolis, IN 46268
(317)228-3100

SUMMARY OF DETECTION

Project: Bridgeton Landfill 1Q 2016
Pace Project No.: 50139618

Lab Sample ID / Method	Client Sample ID / Parameters	Result	Units	Report Limit	Analyzed	Qualifiers
50139618037	**PZ-206-SS**					
	Depth to Water	27.33	feet		03/09/16 08:09	
EPA 300.0	Chloride	116	mg/L	2.5	03/16/16 10:16	
EPA 300.0	Fluoride	1.4	mg/L	0.10	03/16/16 10:01	
EPA 300.0	Sulfate	68.6	mg/L	2.5	03/16/16 10:16	
EPA 6010	Barium	77.1	ug/L	10.0	03/16/16 09:43	
EPA 6010	Boron	173	ug/L	100	03/16/16 09:43	
EPA 6010	Calcium	117000	ug/L	500	03/16/16 09:43	
EPA 6010	Iron	3260	ug/L	50.0	03/16/16 09:43	
EPA 6010	Magnesium	83000	ug/L	500	03/16/16 09:43	
EPA 6010	Manganese	81.7	ug/L	5.0	03/16/16 09:43	
EPA 6010	Sodium	20200	ug/L	1000	03/16/16 09:43	
EPA 6010	Total Hardness by 2340B	634000	ug/L	1000	03/16/16 09:43	
SM 2540C	Total Dissolved Solids	712	mg/L	10.0	03/15/16 07:28	
EPA 410.4	Chemical Oxygen Demand	45.6	mg/L	10.0	03/18/16 11:08	
EPA 365.1	Phosphorus	0.095	mg/L	0.050	03/16/16 13:26	
SM 4500-NH3 G	Nitrogen, Ammonia	0.21	mg/L	0.10	03/16/16 11:00	
SM 5310C	Total Organic Carbon	17.5	mg/L	1.0	03/21/16 21:36	
50139618038	**PZ-115-SS**					
	Field pH	6.62	Std. Units		03/09/16 10:12	
	Field Temperature	15.6	deg C		03/09/16 10:12	
	Field Specific Conductance	2530	umhos/cm		03/09/16 10:12	
	Field Turbidity	0.20	NTU		03/09/16 10:12	
	Total Well Depth	81.02	feet		03/09/16 10:12	
	Elevation Water Level	439.19	ft/msl		03/09/16 10:12	
	Collar Elevation	452.30	ft/msl		03/09/16 10:12	
	Depth to Water	13.11	feet		03/09/16 10:12	
EPA 9056	Chloride	519	mg/L	25.0	03/16/16 00:01	
EPA 9056	Fluoride	0.21	mg/L	0.10	03/17/16 03:05	
EPA 9056	Sulfate	4.0	mg/L	0.25	03/17/16 03:05	
EPA 6010	Barium	461	ug/L	10.0	03/16/16 09:46	
EPA 6010	Boron	478	ug/L	100	03/16/16 09:46	
EPA 6010	Calcium	210000	ug/L	5000	03/16/16 11:20	
EPA 6010	Cobalt	30.3	ug/L	5.0	03/16/16 09:46	
EPA 6010	Iron	3200	ug/L	50.0	03/16/16 09:46	
EPA 6010	Magnesium	101000	ug/L	500	03/16/16 09:46	
EPA 6010	Manganese	74.7	ug/L	5.0	03/16/16 09:46	
EPA 6010	Nickel	71.5	ug/L	10.0	03/16/16 09:46	
EPA 6010	Sodium	160000	ug/L	1000	03/16/16 09:46	
EPA 6010	Total Hardness by 2340B	943000	ug/L	10000	03/16/16 11:20	
EPA 6020	Arsenic	6.9	ug/L	5.0	03/15/16 23:45	
SM 2540C	Total Dissolved Solids	1410	mg/L	10.0	03/15/16 07:28	
EPA 410.4	Chemical Oxygen Demand	32.5	mg/L	10.0	03/18/16 11:08	
EPA 365.1	Phosphorus	0.24	mg/L	0.050	03/21/16 13:15	
SM 4500-NH3 G	Nitrogen, Ammonia	0.93	mg/L	0.10	03/16/16 11:01	
SM 5310C	Total Organic Carbon	12.5	mg/L	4.0	03/22/16 14:42	

This report shall not be reproduced, except in full,
without the written consent of Pace Analytical Services, Inc..

Pace Analytical
www.pacelabs.com

Pace Analytical Services, Inc.
Not NELAP Accredited
4860 Blazer Parkway
Dublin, OH 43017
(614)486-5421

Pace Analytical Services, Inc.
7726 Moller Road
Indianapolis, IN 46268
(317)228-3100

SUMMARY OF DETECTION

Project: Bridgeton Landfill 1Q 2016
Pace Project No.: 50139618

Lab Sample ID / Method	Client Sample ID / Parameters	Result	Units	Report Limit	Analyzed	Qualifiers
50139618039	**PZ-114-AS**					
	Field pH	6.64	Std. Units		03/09/16 10:45	
	Field Temperature	16.5	deg C		03/09/16 10:45	
	Field Specific Conductance	2370	umhos/cm		03/09/16 10:45	
	Field Turbidity	12.83	NTU		03/09/16 10:45	
	Total Well Depth	26.10	feet		03/09/16 10:45	
	Elevation Water Level	434.28	ft/msl		03/09/16 10:45	
	Collar Elevation	451.31	ft/msl		03/09/16 10:45	
	Depth to Water	17.03	feet		03/09/16 10:45	
EPA 9056	Chloride	439	mg/L	25.0	03/16/16 01:41	
EPA 6010	Barium	837	ug/L	10.0	03/16/16 09:48	
EPA 6010	Boron	343	ug/L	100	03/16/16 09:48	
EPA 6010	Calcium	188000	ug/L	500	03/16/16 09:48	
EPA 6010	Iron	72400	ug/L	50.0	03/16/16 09:48	
EPA 6010	Magnesium	45900	ug/L	500	03/16/16 09:48	
EPA 6010	Manganese	2570	ug/L	5.0	03/16/16 09:48	
EPA 6010	Sodium	177000	ug/L	1000	03/16/16 09:48	
EPA 6010	Total Hardness by 2340B	657000	ug/L	1000	03/16/16 09:48	
EPA 6020	Arsenic	105	ug/L	5.0	03/15/16 23:50	
EPA 8260	Benzene	6.2	ug/L	5.0	03/13/16 19:08	
EPA 8260	Chlorobenzene	58.8	ug/L	5.0	03/13/16 19:08	
EPA 8260	1,4-Dichlorobenzene	8.5	ug/L	5.0	03/13/16 19:08	
SM 2540C	Total Dissolved Solids	1240	mg/L	10.0	03/15/16 07:28	
EPA 410.4	Chemical Oxygen Demand	35.1	mg/L	10.0	03/18/16 11:08	
EPA 365.1	Phosphorus	1.7	mg/L	0.25	03/21/16 13:57	
SM 4500-NH3 G	Nitrogen, Ammonia	3.8	mg/L	0.10	03/16/16 11:02	
SM 5310C	Total Organic Carbon	12.5	mg/L	10.0	03/21/16 22:24	
50139618040	**PZ-209-SD**					
	Field pH	7.28	Std. Units		03/09/16 12:12	
	Field Temperature	14.5	deg C		03/09/16 12:12	
	Field Specific Conductance	833	umhos/cm		03/09/16 12:12	
	Field Turbidity	0.00	NTU		03/09/16 12:12	
	Total Well Depth	101.44	feet		03/09/16 12:12	
	Elevation Water Level	466.04	ft/msl		03/09/16 12:12	
	Collar Elevation	489.58	ft/msl		03/09/16 12:12	
	Depth to Water	23.54	feet		03/09/16 12:12	
50139618041	**PZ-209-SS**					
	Field pH	7.23	Std. Units		03/09/16 12:36	
	Field Temperature	14.7	deg C		03/09/16 12:36	
	Field Specific Conductance	718	umhos/cm		03/09/16 12:36	
	Field Turbidity	2.99	NTU		03/09/16 12:36	
	Total Well Depth	99.89	feet		03/09/16 12:36	
	Elevation Water Level	467.97	ft/msl		03/09/16 12:36	
	Collar Elevation	489.68	ft/msl		03/09/16 12:36	
	Depth to Water	21.71	feet		03/09/16 12:36	
50139618042	**PZ-211-SD**					
	Field pH	7.36	Std. Units		03/09/16 13:14	

This report shall not be reproduced, except in full,
without the written consent of Pace Analytical Services, Inc..

Pace Analytical®
www.pacelabs.com

Pace Analytical Services, Inc.
Not NELAP Accredited
4860 Blazer Parkway
Dublin, OH 43017
(614)486-5421

Pace Analytical Services, Inc.
7726 Moller Road
Indianapolis, IN 46268
(317)228-3100

SUMMARY OF DETECTION

Project: Bridgeton Landfill 1Q 2016
Pace Project No.: 50139618

Lab Sample ID / Method	Client Sample ID / Parameters	Result	Units	Report Limit	Analyzed	Qualifiers
50139618042	PZ-211-SD					
	Field Temperature	14.9	deg C		03/09/16 13:14	
	Field Specific Conductance	966	umhos/cm		03/09/16 13:14	
	Field Turbidity	147.4	NTU		03/09/16 13:14	
	Total Well Depth	99.30	feet		03/09/16 13:14	
	Elevation Water Level	465.27	ft/msl		03/09/16 13:14	
	Collar Elevation	487.46	ft/msl		03/09/16 13:14	
	Depth to Water	22.19	feet		03/09/16 13:14	
50139618043	PZ-211-SS					
	Field pH	7.19	Std. Units		03/09/16 13:43	
	Field Temperature	15.1	deg C		03/09/16 13:43	
	Field Specific Conductance	705	umhos/cm		03/09/16 13:43	
	Field Turbidity	6.95	NTU		03/09/16 13:43	
	Total Well Depth	98.09	feet		03/09/16 13:43	
	Elevation Water Level	467.30	ft/msl		03/09/16 13:43	
	Collar Elevation	487.41	ft/msl		03/09/16 13:43	
	Depth to Water	20.11	feet		03/09/16 13:43	
50139618044	PZ-104-KS					
	Field pH	7.17	Std. Units		03/09/16 14:23	
	Field Temperature	24.6	deg C		03/09/16 14:23	
	Field Specific Conductance	806	umhos/cm		03/09/16 14:23	
	Field Turbidity	0.18	NTU		03/09/16 14:23	
	Total Well Depth	93.25	feet		03/09/16 14:23	
	Elevation Water Level	467.35	ft/msl		03/09/16 14:23	
	Collar Elevation	483.95	ft/msl		03/09/16 14:23	
	Depth to Water	16.60	feet		03/09/16 14:23	
50139618045	PZ-210-SD					
	Field pH	7.12	Std. Units		03/09/16 15:02	
	Field Temperature	15.7	deg C		03/09/16 15:02	
	Field Specific Conductance	993	umhos/cm		03/09/16 15:02	
	Field Turbidity	0.02	NTU		03/09/16 15:02	
	Total Well Depth	101.51	feet		03/09/16 15:02	
	Elevation Water Level	460.39	ft/msl		03/09/16 15:02	
	Collar Elevation	487.01	ft/msl		03/09/16 15:02	
	Depth to Water	26.62	feet		03/09/16 15:02	
50139618046	PZ-210-SS					
	Field pH	7.14	Std. Units		03/09/16 15:30	
	Field Temperature	15.6	deg C		03/09/16 15:30	
	Field Specific Conductance	796	umhos/cm		03/09/16 15:30	
	Field Turbidity	0.58	NTU		03/09/16 15:30	
	Total Well Depth	102.45	feet		03/09/16 15:30	
	Elevation Water Level	461.12	ft/msl		03/09/16 15:30	
	Collar Elevation	486.90	ft/msl		03/09/16 15:30	
	Depth to Water	25.78	feet		03/09/16 15:30	

This report shall not be reproduced, except in full,
without the written consent of Pace Analytical Services, Inc..

Pace Analytical
www.pacelabs.com

Pace Analytical Services, Inc.
Not NELAP Accredited
4860 Blazer Parkway
Dublin, OH 43017
(614)486-5421

Pace Analytical Services, Inc.
7726 Moller Road
Indianapolis, IN 46268
(317)228-3100

SUMMARY OF DETECTION

Project: Bridgeton Landfill 1Q 2016
Pace Project No.: 50139618

Lab Sample ID / Method	Client Sample ID / Parameters	Result	Units	Report Limit	Analyzed	Qualifiers
50139618047	**PZ-111-SD**					
	Field pH	7.10	Std. Units		03/09/16 16:15	
	Field Temperature	16.6	deg C		03/09/16 16:15	
	Field Specific Conductance	820	umhos/cm		03/09/16 16:15	
	Field Turbidity	0.00	NTU		03/09/16 16:15	
	Total Well Depth	197.08	feet		03/09/16 16:15	
	Elevation Water Level	429.08	ft/msl		03/09/16 16:15	
	Collar Elevation	461.55	ft/msl		03/09/16 16:15	
	Depth to Water	32.47	feet		03/09/16 16:15	
EPA 9056	Chloride	11.9	mg/L	0.25	03/16/16 01:55	
EPA 9056	Fluoride	2.0	mg/L	0.10	03/16/16 01:55	
EPA 9056	Sulfate	53.2	mg/L	2.5	03/16/16 02:09	
EPA 6010	Barium	95.4	ug/L	10.0	03/16/16 09:50	
EPA 6010	Calcium	85800	ug/L	500	03/16/16 09:50	
EPA 6010	Iron	598	ug/L	50.0	03/16/16 09:50	
EPA 6010	Magnesium	50800	ug/L	500	03/16/16 09:50	
EPA 6010	Sodium	18300	ug/L	1000	03/16/16 09:50	
EPA 6010	Total Hardness by 2340B	423000	ug/L	1000	03/16/16 09:50	
SM 2540C	Total Dissolved Solids	454	mg/L	10.0	03/15/16 07:28	
SM 5310C	Total Organic Carbon	1.1	mg/L	1.0	03/21/16 22:55	
50139618048	**PZ-109-SS**					
	Field pH	7.18	Std. Units		03/10/16 09:07	
	Field Temperature	19.3	deg C		03/10/16 09:07	
	Field Specific Conductance	795	umhos/cm		03/10/16 09:07	
	Field Turbidity	0.00	NTU		03/10/16 09:07	
	Total Well Depth	130.94	feet		03/10/16 09:07	
	Elevation Water Level	438.06	ft/msl		03/10/16 09:07	
	Collar Elevation	460.19	ft/msl		03/10/16 09:07	
	Depth to Water	22.13	feet		03/10/16 09:07	
EPA 9056	Chloride	4.5	mg/L	0.25	03/16/16 03:35	
EPA 9056	Fluoride	2.3	mg/L	0.10	03/16/16 03:35	
EPA 9056	Sulfate	26.5	mg/L	2.5	03/16/16 03:50	
EPA 6010	Barium	56.4	ug/L	10.0	03/16/16 09:59	
EPA 6010	Boron	186	ug/L	100	03/16/16 09:59	
EPA 6010	Calcium	84200	ug/L	500	03/16/16 09:59	
EPA 6010	Magnesium	50600	ug/L	500	03/16/16 09:59	
EPA 6010	Sodium	10700	ug/L	1000	03/16/16 09:59	
EPA 6010	Total Hardness by 2340B	419000	ug/L	1000	03/16/16 09:59	
SM 2540C	Total Dissolved Solids	402	mg/L	10.0	03/16/16 07:35	
EPA 353.2	Nitrogen, NO2 plus NO3	0.12	mg/L	0.10	03/23/16 10:56	
50139618049	**PZ-110-SS**					
	Field pH	6.79	Std. Units		03/10/16 09:41	
	Field Temperature	14.4	deg C		03/10/16 09:41	
	Field Specific Conductance	1945	umhos/cm		03/10/16 09:41	
	Field Turbidity	0.01	NTU		03/10/16 09:41	
	Total Well Depth	107.23	feet		03/10/16 09:41	
	Elevation Water Level	433.26	ft/msl		03/10/16 09:41	

This report shall not be reproduced, except in full,
without the written consent of Pace Analytical Services, Inc..

Pace Analytical
www.pacelabs.com

Pace Analytical Services, Inc.
Not NELAP Accredited
4860 Blazer Parkway
Dublin, OH 43017
(614)486-5421

Pace Analytical Services, Inc.
7726 Moller Road
Indianapolis, IN 46268
(317)228-3100

SUMMARY OF DETECTION

Project: Bridgeton Landfill 1Q 2016
Pace Project No.: 50139618

Lab Sample ID / Method	Client Sample ID / Parameters	Result	Units	Report Limit	Analyzed	Qualifiers
50139618049	**PZ-110-SS**					
	Collar Elevation	461.34	ft/msl		03/10/16 09:41	
	Depth to Water	28.08	feet		03/10/16 09:41	
EPA 9056	Chloride	264	mg/L	25.0	03/16/16 04:47	
EPA 9056	Fluoride	0.25	mg/L	0.10	03/16/16 04:18	
EPA 9056	Sulfate	51.8	mg/L	2.5	03/16/16 04:32	
EPA 6010	Barium	250	ug/L	10.0	03/16/16 10:01	
EPA 6010	Boron	243	ug/L	100	03/16/16 10:01	
EPA 6010	Calcium	222000	ug/L	5000	03/16/16 12:41	
EPA 6010	Iron	7290	ug/L	50.0	03/16/16 10:01	
EPA 6010	Magnesium	92200	ug/L	500	03/16/16 10:01	
EPA 6010	Manganese	138	ug/L	5.0	03/16/16 10:01	
EPA 6010	Nickel	13.9	ug/L	10.0	03/16/16 10:01	
EPA 6010	Sodium	77000	ug/L	1000	03/16/16 10:01	
EPA 6010	Total Hardness by 2340B	933000	ug/L	10000	03/16/16 12:41	
SM 2540C	Total Dissolved Solids	1230	mg/L	10.0	03/16/16 07:35	
EPA 410.4	Chemical Oxygen Demand	69.7	mg/L	10.0	03/18/16 11:08	
EPA 365.1	Phosphorus	0.13	mg/L	0.050	03/21/16 13:19	
SM 4500-NH3 G	Nitrogen, Ammonia	0.35	mg/L	0.10	03/16/16 11:05	
SM 5310C	Total Organic Carbon	26.4	mg/L	4.0	03/22/16 00:59	
50139618050	**PZ-100-SS**					
	Field pH	7.15	Std. Units		03/10/16 10:28	
	Field Temperature	15.9	deg C		03/10/16 10:28	
	Field Specific Conductance	800	umhos/cm		03/10/16 10:28	
	Field Turbidity	0.06	NTU		03/10/16 10:28	
	Total Well Depth	89.08	feet		03/10/16 10:28	
	Elevation Water Level	456.51	ft/msl		03/10/16 10:28	
	Collar Elevation	485.84	ft/msl		03/10/16 10:28	
	Depth to Water	29.33	feet		03/10/16 10:28	
EPA 9056	Chloride	4.4	mg/L	0.25	03/16/16 02:38	
EPA 9056	Fluoride	0.58	mg/L	0.10	03/16/16 02:38	
EPA 9056	Sulfate	46.5	mg/L	2.5	03/16/16 02:52	
EPA 6010	Barium	63.8	ug/L	10.0	03/16/16 10:03	
EPA 6010	Boron	113	ug/L	100	03/16/16 10:03	
EPA 6010	Calcium	86800	ug/L	500	03/16/16 10:03	
EPA 6010	Iron	95.9	ug/L	50.0	03/16/16 10:03	
EPA 6010	Magnesium	51200	ug/L	500	03/16/16 10:03	
EPA 6010	Manganese	5.6	ug/L	5.0	03/16/16 10:03	
EPA 6010	Nickel	12.8	ug/L	10.0	03/16/16 10:03	
EPA 6010	Sodium	11400	ug/L	1000	03/16/16 10:03	
EPA 6010	Total Hardness by 2340B	427000	ug/L	1000	03/16/16 10:03	
SM 2540C	Total Dissolved Solids	443	mg/L	10.0	03/16/16 07:35	
50139618051	**PZ-100-SD**					
	Field pH	7.30	Std. Units		03/10/16 10:57	
	Field Temperature	15.6	deg C		03/10/16 10:57	
	Field Specific Conductance	610	umhos/cm		03/10/16 10:57	
	Field Turbidity	0.01	NTU		03/10/16 10:57	

This report shall not be reproduced, except in full,
without the written consent of Pace Analytical Services, Inc..

Pace Analytical®
www.pacelabs.com

Pace Analytical Services, Inc.
Not NELAP Accredited
4860 Blazer Parkway
Dublin, OH 43017
(614)486-5421

Pace Analytical Services, Inc.
7726 Moller Road
Indianapolis, IN 46268
(317)228-3100

SUMMARY OF DETECTION

Project: Bridgeton Landfill 1Q 2016
Pace Project No.: 50139618

Lab Sample ID / Method	Client Sample ID / Parameters	Result	Units	Report Limit	Analyzed	Qualifiers
50139618051	**PZ-100-SD**					
	Total Well Depth	96.20	feet		03/10/16 10:57	
	Elevation Water Level	455.20	ft/msl		03/10/16 10:57	
	Collar Elevation	485.82	ft/msl		03/10/16 10:57	
	Depth to Water	30.62	feet		03/10/16 10:57	
EPA 9056	Chloride	1.9	mg/L	0.25	03/16/16 05:01	
EPA 9056	Fluoride	2.0	mg/L	0.10	03/16/16 05:01	
EPA 9056	Sulfate	11.1	mg/L	0.25	03/16/16 05:01	
EPA 6010	Barium	293	ug/L	10.0	03/16/16 10:05	
EPA 6010	Calcium	71600	ug/L	500	03/16/16 10:05	
EPA 6010	Iron	709	ug/L	50.0	03/16/16 10:05	
EPA 6010	Magnesium	34400	ug/L	500	03/16/16 10:05	
EPA 6010	Manganese	42.3	ug/L	5.0	03/16/16 10:05	
EPA 6010	Sodium	7220	ug/L	1000	03/16/16 10:05	
EPA 6010	Total Hardness by 2340B	321000	ug/L	1000	03/16/16 10:05	
SM 2540C	Total Dissolved Solids	327	mg/L	10.0	03/16/16 07:36	
SM 4500-NH3 G	Nitrogen, Ammonia	0.36	mg/L	0.10	03/16/16 11:13	
SM 5310C	Total Organic Carbon	1.2	mg/L	1.0	03/22/16 02:01	
50139618052	**PZ-100-SD Dup**					
EPA 9056	Chloride	1.9	mg/L	0.25	03/16/16 12:50	
EPA 9056	Fluoride	2.1	mg/L	0.10	03/16/16 12:50	
EPA 9056	Sulfate	11.1	mg/L	0.25	03/16/16 12:50	
EPA 6010	Barium	296	ug/L	10.0	03/16/16 10:07	
EPA 6010	Calcium	72200	ug/L	500	03/16/16 10:07	
EPA 6010	Iron	748	ug/L	50.0	03/16/16 10:07	
EPA 6010	Magnesium	34700	ug/L	500	03/16/16 10:07	
EPA 6010	Manganese	42.8	ug/L	5.0	03/16/16 10:07	
EPA 6010	Sodium	7310	ug/L	1000	03/16/16 10:07	
EPA 6010	Total Hardness by 2340B	323000	ug/L	1000	03/16/16 10:07	
SM 2540C	Total Dissolved Solids	325	mg/L	10.0	03/16/16 07:36	
SM 4500-NH3 G	Nitrogen, Ammonia	0.35	mg/L	0.10	03/16/16 11:14	
SM 5310C	Total Organic Carbon	1.2	mg/L	1.0	03/22/16 02:32	

This report shall not be reproduced, except in full,
without the written consent of Pace Analytical Services, Inc..

Pace Analytical
www.pacelabs.com

Pace Analytical Services, Inc.
Not NELAP Accredited
4860 Blazer Parkway
Dublin, OH 43017
(614)486-5421

Pace Analytical Services, Inc.
7726 Moller Road
Indianapolis, IN 46268
(317)228-3100

ANALYTICAL RESULTS

Project: Bridgeton Landfill 1Q 2016
Pace Project No.: 50139618

Sample: PZ-105-SS Lab ID: 50139618006 Collected: 03/01/16 09:50 Received: 03/03/16 08:40 Matrix: Water

Parameters	Results	Units	Report Limit	DF	Prepared	Analyzed	CAS No.	Qual
Field Data	Analytical Method:							
Field pH	7.13	Std. Units		1		03/01/16 09:21		
Field Temperature	16.6	deg C		1		03/01/16 09:21		
Field Specific Conductance	1041	umhos/cm		1		03/01/16 09:21		
Field Turbidity	5.75	NTU		1		03/01/16 09:21		
Total Well Depth	144.79	feet		1		03/01/16 09:21		
Elevation Water Level	459.29	ft/msl		1		03/01/16 09:21		
Collar Elevation	483.61	ft/msl		1		03/01/16 09:21		
Depth to Water	24.32	feet		1		03/01/16 09:21		
300.0 IC Anions 28 Days	Analytical Method: EPA 300.0							
Chloride	66.4	mg/L	2.5	10		03/07/16 23:09	16887-00-6	
Fluoride	0.36	mg/L	0.10	1		03/08/16 17:53	16984-48-8	
Sulfate	62.5	mg/L	2.5	10		03/07/16 23:09	14808-79-8	
6010 MET ICP	Analytical Method: EPA 6010 Preparation Method: EPA 3010							
Barium	160	ug/L	10.0	1	03/03/16 19:54	03/10/16 12:55	7440-39-3	
Boron	ND	ug/L	100	1	03/03/16 19:54	03/10/16 12:55	7440-42-8	
Calcium	104000	ug/L	500	1	03/03/16 19:54	03/10/16 12:55	7440-70-2	
Cobalt	ND	ug/L	5.0	1	03/03/16 19:54	03/10/16 12:55	7440-48-4	
Iron	1400	ug/L	50.0	1	03/03/16 19:54	03/10/16 12:55	7439-89-6	
Magnesium	52500	ug/L	500	1	03/03/16 19:54	03/10/16 12:55	7439-95-4	
Manganese	124	ug/L	5.0	1	03/03/16 19:54	03/10/16 12:55	7439-96-5	
Nickel	ND	ug/L	10.0	1	03/03/16 19:54	03/10/16 12:55	7440-02-0	
Sodium	41200	ug/L	1000	1	03/03/16 19:54	03/10/16 12:55	7440-23-5	
Total Hardness by 2340B	475000	ug/L	1000	1	03/03/16 19:54	03/10/16 12:55		
Zinc	ND	ug/L	20.0	1	03/03/16 19:54	03/10/16 12:55	7440-66-6	
6020 MET ICPMS	Analytical Method: EPA 6020 Preparation Method: EPA 200.2							
Antimony	ND	ug/L	5.0	1	03/04/16 09:30	03/07/16 15:29	7440-36-0	
Arsenic	ND	ug/L	5.0	1	03/04/16 09:30	03/07/16 15:29	7440-38-2	
Beryllium	ND	ug/L	2.0	1	03/04/16 09:30	03/07/16 15:29	7440-41-7	
Cadmium	ND	ug/L	0.20	1	03/04/16 09:30	03/07/16 15:29	7440-43-9	
Chromium	ND	ug/L	5.0	1	03/04/16 09:30	03/07/16 15:29	7440-47-3	
Copper	ND	ug/L	5.0	1	03/04/16 09:30	03/07/16 15:29	7440-50-8	
Lead	ND	ug/L	5.0	1	03/04/16 09:30	03/07/16 15:29	7439-92-1	
Selenium	ND	ug/L	5.0	1	03/04/16 09:30	03/07/16 15:29	7782-49-2	
Silver	ND	ug/L	5.0	1	03/04/16 09:30	03/07/16 15:29	7440-22-4	
Thallium	ND	ug/L	2.0	1	03/04/16 09:30	03/07/16 15:29	7440-28-0	
Vanadium	ND	ug/L	10.0	1	03/04/16 09:30	03/07/16 15:29	7440-62-2	
7470 Mercury	Analytical Method: EPA 7470 Preparation Method: EPA 7470							
Mercury	ND	ug/L	0.20	1	03/23/16 11:43	03/23/16 18:23	7439-97-6	
8270 MSSV APP IX waters	Analytical Method: EPA 8270 Preparation Method: EPA 3510							
Acenaphthene	ND	ug/L	10.0	1	03/04/16 15:03	03/06/16 15:07	83-32-9	
Acenaphthylene	ND	ug/L	10.0	1	03/04/16 15:03	03/06/16 15:07	208-96-8	

This report shall not be reproduced, except in full,
without the written consent of Pace Analytical Services, Inc..

Pace Analytical®
www.pacelabs.com

Pace Analytical Services, Inc.
Not NELAP Accredited
4860 Blazer Parkway
Dublin, OH 43017
(614)486-5421

Pace Analytical Services, Inc.
7726 Moller Road
Indianapolis, IN 46268
(317)228-3100

ANALYTICAL RESULTS

Project: Bridgeton Landfill 1Q 2016
Pace Project No.: 50139618

Sample: PZ-105-SS **Lab ID: 50139618006** Collected: 03/01/16 09:50 Received: 03/03/16 08:40 Matrix: Water

Parameters	Results	Units	Report Limit	DF	Prepared	Analyzed	CAS No.	Qual
8270 MSSV APP IX waters	Analytical Method: EPA 8270 Preparation Method: EPA 3510							
Acetophenone	ND	ug/L	10.0	1	03/04/16 15:03	03/06/16 15:07	98-86-2	
2-Acetylaminofluorene	ND	ug/L	10.0	1	03/04/16 15:03	03/06/16 15:07	53-96-3	
4-Aminobiphenyl	ND	ug/L	10.0	1	03/04/16 15:03	03/06/16 15:07	92-67-1	
Anthracene	ND	ug/L	10.0	1	03/04/16 15:03	03/06/16 15:07	120-12-7	
Benzo(a)anthracene	ND	ug/L	10.0	1	03/04/16 15:03	03/06/16 15:07	56-55-3	
Benzo(a)pyrene	ND	ug/L	10.0	1	03/04/16 15:03	03/06/16 15:07	50-32-8	
Benzo(b)fluoranthene	ND	ug/L	10.0	1	03/04/16 15:03	03/06/16 15:07	205-99-2	
Benzo(g,h,i)perylene	ND	ug/L	10.0	1	03/04/16 15:03	03/06/16 15:07	191-24-2	
Benzo(k)fluoranthene	ND	ug/L	10.0	1	03/04/16 15:03	03/06/16 15:07	207-08-9	
Benzyl alcohol	ND	ug/L	10.0	1	03/04/16 15:03	03/06/16 15:07	100-51-6	
4-Bromophenylphenyl ether	ND	ug/L	10.0	1	03/04/16 15:03	03/06/16 15:07	101-55-3	
Butylbenzylphthalate	ND	ug/L	10.0	1	03/04/16 15:03	03/06/16 15:07	85-68-7	
4-Chloro-3-methylphenol	ND	ug/L	10.0	1	03/04/16 15:03	03/06/16 15:07	59-50-7	
4-Chloroaniline	ND	ug/L	10.0	1	03/04/16 15:03	03/06/16 15:07	106-47-8	
Chlorobenzilate	ND	ug/L	10.0	1	03/04/16 15:03	03/06/16 15:07	510-15-6	
bis(2-Chloroethoxy)methane	ND	ug/L	10.0	1	03/04/16 15:03	03/06/16 15:07	111-91-1	
bis(2-Chloroethyl) ether	ND	ug/L	10.0	1	03/04/16 15:03	03/06/16 15:07	111-44-4	
bis(2-Chloroisopropyl) ether	ND	ug/L	10.0	1	03/04/16 15:03	03/06/16 15:07	108-60-1	
2-Chloronaphthalene	ND	ug/L	10.0	1	03/04/16 15:03	03/06/16 15:07	91-58-7	
2-Chlorophenol	ND	ug/L	10.0	1	03/04/16 15:03	03/06/16 15:07	95-57-8	
4-Chlorophenylphenyl ether	ND	ug/L	10.0	1	03/04/16 15:03	03/06/16 15:07	7005-72-3	
Chrysene	ND	ug/L	10.0	1	03/04/16 15:03	03/06/16 15:07	218-01-9	
Diallate	ND	ug/L	10.0	1	03/04/16 15:03	03/06/16 15:07	2303-16-4	
Dibenz(a,h)anthracene	ND	ug/L	10.0	1	03/04/16 15:03	03/06/16 15:07	53-70-3	
Dibenzofuran	ND	ug/L	10.0	1	03/04/16 15:03	03/06/16 15:07	132-64-9	
3,3'-Dichlorobenzidine	ND	ug/L	20.0	1	03/04/16 15:03	03/06/16 15:07	91-94-1	
2,4-Dichlorophenol	ND	ug/L	10.0	1	03/04/16 15:03	03/06/16 15:07	120-83-2	
2,6-Dichlorophenol	ND	ug/L	10.0	1	03/04/16 15:03	03/06/16 15:07	87-65-0	
Diethylphthalate	ND	ug/L	10.0	1	03/04/16 15:03	03/06/16 15:07	84-66-2	
Dimethoate	ND	ug/L	10.0	1	03/04/16 15:03	03/06/16 15:07	60-51-5	
P-Dimethylaminoazobenzene	ND	ug/L	10.0	1	03/04/16 15:03	03/06/16 15:07	60-11-7	
7,12-Dimethylbenz(a)anthracene	ND	ug/L	20.0	1	03/04/16 15:03	03/06/16 15:07	57-97-6	
3,3'-Dimethylbenzidine	ND	ug/L	20.0	1	03/04/16 15:03	03/06/16 15:07	119-93-7	
2,4-Dimethylphenol	ND	ug/L	10.0	1	03/04/16 15:03	03/06/16 15:07	105-67-9	
Dimethylphthalate	ND	ug/L	10.0	1	03/04/16 15:03	03/06/16 15:07	131-11-3	
Di-n-butylphthalate	ND	ug/L	10.0	1	03/04/16 15:03	03/06/16 15:07	84-74-2	
4,6-Dinitro-2-methylphenol	ND	ug/L	50.0	1	03/04/16 15:03	03/06/16 15:07	534-52-1	
1,3-Dinitrobenzene	ND	ug/L	50.0	1	03/04/16 15:03	03/06/16 15:07	99-65-0	
1,4-Dinitrobenzene	ND	ug/L	10.0	1	03/04/16 15:03	03/06/16 15:07	100-25-4	
2,4-Dinitrophenol	ND	ug/L	50.0	1	03/04/16 15:03	03/06/16 15:07	51-28-5	
2,4-Dinitrotoluene	ND	ug/L	10.0	1	03/04/16 15:03	03/06/16 15:07	121-14-2	
2,6-Dinitrotoluene	ND	ug/L	10.0	1	03/04/16 15:03	03/06/16 15:07	606-20-2	
Di-n-octylphthalate	ND	ug/L	10.0	1	03/04/16 15:03	03/06/16 15:07	117-84-0	
Dinoseb	ND	ug/L	10.0	1	03/04/16 15:03	03/06/16 15:07	88-85-7	
Diphenylamine	ND	ug/L	10.0	1	03/04/16 15:03	03/06/16 15:07	122-39-4	
Disulfoton	ND	ug/L	10.0	1	03/04/16 15:03	03/06/16 15:07	298-04-4	
bis(2-Ethylhexyl)phthalate	ND	ug/L	10.0	1	03/04/16 15:03	03/06/16 15:07	117-81-7	

REPORT OF LABORATORY ANALYSIS

This report shall not be reproduced, except in full,
without the written consent of Pace Analytical Services, Inc..

Pace Analytical®
www.pacelabs.com

Pace Analytical Services, Inc.
Not NELAP Accredited
4860 Blazer Parkway
Dublin, OH 43017
(614)486-5421

Pace Analytical Services, Inc.
7726 Moller Road
Indianapolis, IN 46268
(317)228-3100

ANALYTICAL RESULTS

Project: Bridgeton Landfill 1Q 2016
Pace Project No.: 50139618

Sample: PZ-105-SS **Lab ID: 50139618006** Collected: 03/01/16 09:50 Received: 03/03/16 08:40 Matrix: Water

Parameters	Results	Units	Report Limit	DF	Prepared	Analyzed	CAS No.	Qual
8270 MSSV APP IX waters	Analytical Method: EPA 8270 Preparation Method: EPA 3510							
Ethyl methanesulfonate	ND	ug/L	10.0	1	03/04/16 15:03	03/06/16 15:07	62-50-0	
Famphur	ND	ug/L	200	1	03/04/16 15:03	03/06/16 15:07	52-85-7	
Fluoranthene	ND	ug/L	10.0	1	03/04/16 15:03	03/06/16 15:07	206-44-0	
Fluorene	ND	ug/L	10.0	1	03/04/16 15:03	03/06/16 15:07	86-73-7	
Hexachloro-1,3-butadiene	ND	ug/L	10.0	1	03/04/16 15:03	03/06/16 15:07	87-68-3	
Hexachlorobenzene	ND	ug/L	10.0	1	03/04/16 15:03	03/06/16 15:07	118-74-1	
Hexachlorocyclopentadiene	ND	ug/L	10.0	1	03/04/16 15:03	03/06/16 15:07	77-47-4	
Hexachloroethane	ND	ug/L	10.0	1	03/04/16 15:03	03/06/16 15:07	67-72-1	
Hexachlorophene	ND	ug/L	200	1	03/04/16 15:03	03/06/16 15:07	70-30-4	
Hexachloropropene	ND	ug/L	10.0	1	03/04/16 15:03	03/06/16 15:07	1888-71-7	
Indeno(1,2,3-cd)pyrene	ND	ug/L	10.0	1	03/04/16 15:03	03/06/16 15:07	193-39-5	
Isodrin	ND	ug/L	10.0	1	03/04/16 15:03	03/06/16 15:07	465-73-6	
Isophorone	ND	ug/L	10.0	1	03/04/16 15:03	03/06/16 15:07	78-59-1	
Isosafrole	ND	ug/L	10.0	1	03/04/16 15:03	03/06/16 15:07	120-58-1	
Kepone	ND	ug/L	200	1	03/04/16 15:03	03/06/16 15:07	143-50-0	
Methapyrilene	ND	ug/L	10.0	1	03/04/16 15:03	03/06/16 15:07	91-80-5	
3-Methylcholanthrene	ND	ug/L	10.0	1	03/04/16 15:03	03/06/16 15:07	56-49-5	
Methyl methanesulfonate	ND	ug/L	10.0	1	03/04/16 15:03	03/06/16 15:07	66-27-3	
2-Methylnaphthalene	ND	ug/L	10.0	1	03/04/16 15:03	03/06/16 15:07	91-57-6	
Methyl parathion	ND	ug/L	10.0	1	03/04/16 15:03	03/06/16 15:07	298-00-0	
2-Methylphenol(o-Cresol)	ND	ug/L	10.0	1	03/04/16 15:03	03/06/16 15:07	95-48-7	
3&4-Methylphenol(m&p Cresol)	ND	ug/L	10.0	1	03/04/16 15:03	03/06/16 15:07		
1-Naphthalenamine	ND	ug/L	50.0	1	03/04/16 15:03	03/06/16 15:07	134-32-7	
2-Naphthalenamine	ND	ug/L	10.0	1	03/04/16 15:03	03/06/16 15:07	91-59-8	
Naphthalene	ND	ug/L	10.0	1	03/04/16 15:03	03/06/16 15:07	91-20-3	
1,4-Naphthoquinone	ND	ug/L	50.0	1	03/04/16 15:03	03/06/16 15:07	130-15-4	
2-Nitroaniline	ND	ug/L	50.0	1	03/04/16 15:03	03/06/16 15:07	88-74-4	
3-Nitroaniline	ND	ug/L	50.0	1	03/04/16 15:03	03/06/16 15:07	99-09-2	
4-Nitroaniline	ND	ug/L	50.0	1	03/04/16 15:03	03/06/16 15:07	100-01-6	
Nitrobenzene	ND	ug/L	10.0	1	03/04/16 15:03	03/06/16 15:07	98-95-3	
2-Nitrophenol	ND	ug/L	10.0	1	03/04/16 15:03	03/06/16 15:07	88-75-5	
4-Nitrophenol	ND	ug/L	50.0	1	03/04/16 15:03	03/06/16 15:07	100-02-7	
5-Nitro-o-toluidine	ND	ug/L	10.0	1	03/04/16 15:03	03/06/16 15:07	99-55-8	
N-Nitrosodiethylamine	ND	ug/L	10.0	1	03/04/16 15:03	03/06/16 15:07	55-18-5	
N-Nitrosodimethylamine	ND	ug/L	10.0	1	03/04/16 15:03	03/06/16 15:07	62-75-9	
N-Nitroso-di-n-butylamine	ND	ug/L	10.0	1	03/04/16 15:03	03/06/16 15:07	924-16-3	
N-Nitroso-di-n-propylamine	ND	ug/L	50.0	1	03/04/16 15:03	03/06/16 15:07	621-64-7	
N-Nitrosomethylethylamine	ND	ug/L	10.0	1	03/04/16 15:03	03/06/16 15:07	10595-95-6	
N-Nitrosomorpholine	ND	ug/L	10.0	1	03/04/16 15:03	03/06/16 15:07	59-89-2	
N-Nitrosopiperidine	ND	ug/L	10.0	1	03/04/16 15:03	03/06/16 15:07	100-75-4	
N-Nitrosopyrrolidine	ND	ug/L	10.0	1	03/04/16 15:03	03/06/16 15:07	930-55-2	
O,O,O-Triethylphosphorothioate	ND	ug/L	10.0	1	03/04/16 15:03	03/06/16 15:07	126-68-1	
Parathion (Ethyl parathion)	ND	ug/L	10.0	1	03/04/16 15:03	03/06/16 15:07	56-38-2	
Pentachlorobenzene	ND	ug/L	10.0	1	03/04/16 15:03	03/06/16 15:07	608-93-5	
Pentachloronitrobenzene	ND	ug/L	10.0	1	03/04/16 15:03	03/06/16 15:07	82-68-8	
Pentachlorophenol	ND	ug/L	50.0	1	03/04/16 15:03	03/06/16 15:07	87-86-5	
Phenacetin	ND	ug/L	10.0	1	03/04/16 15:03	03/06/16 15:07	62-44-2	

REPORT OF LABORATORY ANALYSIS

This report shall not be reproduced, except in full,
without the written consent of Pace Analytical Services, Inc..

Pace Analytical®
www.pacelabs.com

Pace Analytical Services, Inc.
Not NELAP Accredited
4860 Blazer Parkway
Dublin, OH 43017
(614)486-5421

Pace Analytical Services, Inc.
7726 Moller Road
Indianapolis, IN 46268
(317)228-3100

ANALYTICAL RESULTS

Project: Bridgeton Landfill 1Q 2016
Pace Project No.: 50139618

Sample: PZ-105-SS **Lab ID: 50139618006** Collected: 03/01/16 09:50 Received: 03/03/16 08:40 Matrix: Water

Parameters	Results	Units	Report Limit	DF	Prepared	Analyzed	CAS No.	Qual
8270 MSSV APP IX waters	Analytical Method: EPA 8270 Preparation Method: EPA 3510							
Phenanthrene	ND	ug/L	10.0	1	03/04/16 15:03	03/06/16 15:07	85-01-8	
Phenol	ND	ug/L	10.0	1	03/04/16 15:03	03/06/16 15:07	108-95-2	
p-Phenylenediamine	ND	ug/L	20.0	1	03/04/16 15:03	03/06/16 15:07	106-50-3	
Phorate	ND	ug/L	10.0	1	03/04/16 15:03	03/06/16 15:07	298-02-2	
Pronamide	ND	ug/L	10.0	1	03/04/16 15:03	03/06/16 15:07	23950-58-5	
Pyrene	ND	ug/L	10.0	1	03/04/16 15:03	03/06/16 15:07	129-00-0	
Safrole	ND	ug/L	10.0	1	03/04/16 15:03	03/06/16 15:07	94-59-7	
1,2,4,5-Tetrachlorobenzene	ND	ug/L	10.0	1	03/04/16 15:03	03/06/16 15:07	95-94-3	
2,3,4,6-Tetrachlorophenol	ND	ug/L	10.0	1	03/04/16 15:03	03/06/16 15:07	58-90-2	
Thionazin	ND	ug/L	10.0	1	03/04/16 15:03	03/06/16 15:07	297-97-2	
O-Toluidine	ND	ug/L	10.0	1	03/04/16 15:03	03/06/16 15:07	95-53-4	
1,2,4-Trichlorobenzene	ND	ug/L	10.0	1	03/04/16 15:03	03/06/16 15:07	120-82-1	
2,4,5-Trichlorophenol	ND	ug/L	10.0	1	03/04/16 15:03	03/06/16 15:07	95-95-4	
2,4,6-Trichlorophenol	ND	ug/L	10.0	1	03/04/16 15:03	03/06/16 15:07	88-06-2	
1,3,5-Trinitrobenzene	ND	ug/L	20.0	1	03/04/16 15:03	03/06/16 15:07	99-35-4	
Surrogates								
Nitrobenzene-d5 (S)	82	%.	38-124	1	03/04/16 15:03	03/06/16 15:07	4165-60-0	
2-Fluorobiphenyl (S)	71	%.	33-114	1	03/04/16 15:03	03/06/16 15:07	321-60-8	
p-Terphenyl-d14 (S)	48	%.	10-113	1	03/04/16 15:03	03/06/16 15:07	1718-51-0	
Phenol-d5 (S)	35	%.	10-58	1	03/04/16 15:03	03/06/16 15:07	4165-62-2	
2-Fluorophenol (S)	48	%.	11-79	1	03/04/16 15:03	03/06/16 15:07	367-12-4	
2,4,6-Tribromophenol (S)	85	%.	29-158	1	03/04/16 15:03	03/06/16 15:07	118-79-6	
8260 MSV	Analytical Method: EPA 8260							
Acetone	ND	ug/L	10.0	1		03/08/16 17:22	67-64-1	
Acetonitrile	ND	ug/L	100	1		03/08/16 17:22	75-05-8	
Acrolein	ND	ug/L	50.0	1		03/08/16 17:22	107-02-8	
Acrylonitrile	ND	ug/L	100	1		03/08/16 17:22	107-13-1	
Allyl chloride	ND	ug/L	5.0	1		03/08/16 17:22	107-05-1	N2
Benzene	ND	ug/L	5.0	1		03/08/16 17:22	71-43-2	
Bromochloromethane	ND	ug/L	5.0	1		03/08/16 17:22	74-97-5	
Bromodichloromethane	ND	ug/L	5.0	1		03/08/16 17:22	75-27-4	
Bromoform	ND	ug/L	5.0	1		03/08/16 17:22	75-25-2	
Bromomethane	ND	ug/L	10.0	1		03/08/16 17:22	74-83-9	
2-Butanone (MEK)	ND	ug/L	10.0	1		03/08/16 17:22	78-93-3	
Carbon disulfide	ND	ug/L	10.0	1		03/08/16 17:22	75-15-0	
Carbon tetrachloride	ND	ug/L	5.0	1		03/08/16 17:22	56-23-5	
Chlorobenzene	ND	ug/L	5.0	1		03/08/16 17:22	108-90-7	
Chloroethane	ND	ug/L	10.0	1		03/08/16 17:22	75-00-3	
Chloroform	ND	ug/L	5.0	1		03/08/16 17:22	67-66-3	
Chloromethane	ND	ug/L	10.0	1		03/08/16 17:22	74-87-3	
Chloroprene	ND	ug/L	100	1		03/08/16 17:22	126-99-8	N2
1,2-Dibromo-3-chloropropane	ND	ug/L	5.0	1		03/08/16 17:22	96-12-8	
Dibromochloromethane	ND	ug/L	5.0	1		03/08/16 17:22	124-48-1	
1,2-Dibromoethane (EDB)	ND	ug/L	5.0	1		03/08/16 17:22	106-93-4	
Dibromomethane	ND	ug/L	10.0	1		03/08/16 17:22	74-95-3	
1,2-Dichlorobenzene	ND	ug/L	5.0	1		03/08/16 17:22	95-50-1	

REPORT OF LABORATORY ANALYSIS

This report shall not be reproduced, except in full,
without the written consent of Pace Analytical Services, Inc..

Pace Analytical
www.pacelabs.com

Pace Analytical Services, Inc.
Not NELAP Accredited
4860 Blazer Parkway
Dublin, OH 43017
(614)486-5421

Pace Analytical Services, Inc.
7726 Moller Road
Indianapolis, IN 46268
(317)228-3100

ANALYTICAL RESULTS

Project: Bridgeton Landfill 1Q 2016
Pace Project No.: 50139618

Sample: PZ-105-SS **Lab ID: 50139618006** Collected: 03/01/16 09:50 Received: 03/03/16 08:40 Matrix: Water

Parameters	Results	Units	Report Limit	DF	Prepared	Analyzed	CAS No.	Qual
8260 MSV	Analytical Method: EPA 8260							
1,3-Dichlorobenzene	ND	ug/L	5.0	1		03/08/16 17:22	541-73-1	
1,4-Dichlorobenzene	ND	ug/L	5.0	1		03/08/16 17:22	106-46-7	
trans-1,4-Dichloro-2-butene	ND	ug/L	10.0	1		03/08/16 17:22	110-57-6	
Dichlorodifluoromethane	ND	ug/L	5.0	1		03/08/16 17:22	75-71-8	
1,1-Dichloroethane	ND	ug/L	5.0	1		03/08/16 17:22	75-34-3	
1,2-Dichloroethane	ND	ug/L	5.0	1		03/08/16 17:22	107-06-2	
1,1-Dichloroethene	ND	ug/L	5.0	1		03/08/16 17:22	75-35-4	
cis-1,2-Dichloroethene	ND	ug/L	5.0	1		03/08/16 17:22	156-59-2	
trans-1,2-Dichloroethene	ND	ug/L	5.0	1		03/08/16 17:22	156-60-5	
1,2-Dichloropropane	ND	ug/L	5.0	1		03/08/16 17:22	78-87-5	
1,3-Dichloropropane	ND	ug/L	5.0	1		03/08/16 17:22	142-28-9	
2,2-Dichloropropane	ND	ug/L	5.0	1		03/08/16 17:22	594-20-7	
1,1-Dichloropropene	ND	ug/L	5.0	1		03/08/16 17:22	563-58-6	
cis-1,3-Dichloropropene	ND	ug/L	5.0	1		03/08/16 17:22	10061-01-5	
trans-1,3-Dichloropropene	ND	ug/L	5.0	1		03/08/16 17:22	10061-02-6	
Ethylbenzene	ND	ug/L	5.0	1		03/08/16 17:22	100-41-4	
Ethyl methacrylate	ND	ug/L	100	1		03/08/16 17:22	97-63-2	
2-Hexanone	ND	ug/L	10.0	1		03/08/16 17:22	591-78-6	
Iodomethane	ND	ug/L	5.0	1		03/08/16 17:22	74-88-4	
Isobutanol	ND	ug/L	100	1		03/08/16 17:22	78-83-1	N2
Methacrylonitrile	ND	ug/L	100	1		03/08/16 17:22	126-98-7	N2
Methylene Chloride	ND	ug/L	5.0	1		03/08/16 17:22	75-09-2	
Methyl methacrylate	ND	ug/L	100	1		03/08/16 17:22	80-62-6	N2
4-Methyl-2-pentanone (MIBK)	ND	ug/L	10.0	1		03/08/16 17:22	108-10-1	
Propionitrile	ND	ug/L	100	1		03/08/16 17:22	107-12-0	N2
Styrene	ND	ug/L	5.0	1		03/08/16 17:22	100-42-5	
1,1,1,2-Tetrachloroethane	ND	ug/L	5.0	1		03/08/16 17:22	630-20-6	
1,1,2,2-Tetrachloroethane	ND	ug/L	5.0	1		03/08/16 17:22	79-34-5	
Tetrachloroethene	ND	ug/L	5.0	1		03/08/16 17:22	127-18-4	
Toluene	ND	ug/L	5.0	1		03/08/16 17:22	108-88-3	
1,1,1-Trichloroethane	ND	ug/L	5.0	1		03/08/16 17:22	71-55-6	
1,1,2-Trichloroethane	ND	ug/L	5.0	1		03/08/16 17:22	79-00-5	
Trichloroethene	ND	ug/L	5.0	1		03/08/16 17:22	79-01-6	
Trichlorofluoromethane	ND	ug/L	10.0	1		03/08/16 17:22	75-69-4	
1,2,3-Trichloropropane	ND	ug/L	5.0	1		03/08/16 17:22	96-18-4	
Vinyl acetate	ND	ug/L	10.0	1		03/08/16 17:22	108-05-4	
Vinyl chloride	ND	ug/L	2.0	1		03/08/16 17:22	75-01-4	
Xylene (Total)	ND	ug/L	5.0	1		03/08/16 17:22	1330-20-7	
Surrogates								
Dibromofluoromethane (S)	97	%.	84-118	1		03/08/16 17:22	1868-53-7	
4-Bromofluorobenzene (S)	97	%.	79-116	1		03/08/16 17:22	460-00-4	
Toluene-d8 (S)	96	%.	86-110	1		03/08/16 17:22	2037-26-5	
2540C Total Dissolved Solids	Analytical Method: SM 2540C							
Total Dissolved Solids	**602**	mg/L	10.0	1		03/07/16 08:35		

REPORT OF LABORATORY ANALYSIS

This report shall not be reproduced, except in full,
without the written consent of Pace Analytical Services, Inc.

Pace Analytical
www.pacelabs.com

Pace Analytical Services, Inc.
Not NELAP Accredited
4860 Blazer Parkway
Dublin, OH 43017
(614)486-5421

Pace Analytical Services, Inc.
7726 Moller Road
Indianapolis, IN 46268
(317)228-3100

ANALYTICAL RESULTS

Project: Bridgeton Landfill 1Q 2016
Pace Project No.: 50139618

Sample: PZ-105-SS **Lab ID: 50139618006** Collected: 03/01/16 09:50 Received: 03/03/16 08:40 Matrix: Water

Parameters	Results	Units	Report Limit	DF	Prepared	Analyzed	CAS No.	Qual
410.4 COD	Analytical Method: EPA 410.4 Preparation Method: EPA 410.4							
Chemical Oxygen Demand	ND	mg/L	10.0	1	03/11/16 08:34	03/11/16 11:49		
353.2 Nitrogen, NO2/NO3 pres.	Analytical Method: EPA 353.2							
Nitrogen, NO2 plus NO3	ND	mg/L	0.10	1		03/08/16 09:20		
365.1 Total Phosphorus	Analytical Method: EPA 365.1 Preparation Method: EPA 365.1							
Phosphorus	ND	mg/L	0.050	1	03/07/16 14:30	03/08/16 15:14	7723-14-0	
4500 Ammonia Water	Analytical Method: SM 4500-NH3 G							
Nitrogen, Ammonia	ND	mg/L	0.10	1		03/09/16 10:25	7664-41-7	
5310C TOC	Analytical Method: SM 5310C							
Total Organic Carbon	**1.9**	mg/L	1.0	1		03/17/16 14:55	7440-44-0	

Sample: PZ-104-SD **Lab ID: 50139618007** Collected: 03/01/16 12:58 Received: 03/03/16 08:40 Matrix: Water

Parameters	Results	Units	Report Limit	DF	Prepared	Analyzed	CAS No.	Qual
Field Data	Analytical Method:							
Field pH	**6.92**	Std. Units		1		03/01/16 12:36		
Field Temperature	**26.1**	deg C		1		03/01/16 12:36		
Field Specific Conductance	**1864**	umhos/cm		1		03/01/16 12:36		
Field Turbidity	**2.21**	NTU		1		03/01/16 12:36		
Total Well Depth	**120.60**	feet		1		03/01/16 12:36		
Elevation Water Level	**462.59**	ft/msl		1		03/01/16 12:36		
Collar Elevation	**483.69**	ft/msl		1		03/01/16 12:36		
Depth to Water	**21.10**	feet		1		03/01/16 12:36		
300.0 IC Anions 28 Days	Analytical Method: EPA 300.0							
Chloride	**391**	mg/L	25.0	100		03/08/16 00:06	16887-00-6	
Fluoride	**0.40**	mg/L	0.10	1		03/08/16 19:12	16984-48-8	
Sulfate	**0.58**	mg/L	0.25	1		03/08/16 19:12	14808-79-8	
6010 MET ICP	Analytical Method: EPA 6010 Preparation Method: EPA 3010							
Barium	**609**	ug/L	10.0	1	03/03/16 19:54	03/10/16 12:58	7440-39-3	
Boron	**1180**	ug/L	100	1	03/03/16 19:54	03/10/16 12:58	7440-42-8	
Calcium	**117000**	ug/L	500	1	03/03/16 19:54	03/10/16 12:58	7440-70-2	
Cobalt	ND	ug/L	5.0	1	03/03/16 19:54	03/10/16 12:58	7440-48-4	
Iron	**14400**	ug/L	50.0	1	03/03/16 19:54	03/10/16 12:58	7439-89-6	
Magnesium	**69000**	ug/L	500	1	03/03/16 19:54	03/10/16 12:58	7439-95-4	
Manganese	**138**	ug/L	5.0	1	03/03/16 19:54	03/10/16 12:58	7439-96-5	
Nickel	**64.4**	ug/L	10.0	1	03/03/16 19:54	03/10/16 12:58	7440-02-0	
Sodium	**182000**	ug/L	1000	1	03/03/16 19:54	03/10/16 12:58	7440-23-5	
Total Hardness by 2340B	**575000**	ug/L	1000	1	03/03/16 19:54	03/10/16 12:58		
Zinc	ND	ug/L	20.0	1	03/03/16 19:54	03/10/16 12:58	7440-66-6	

REPORT OF LABORATORY ANALYSIS

This report shall not be reproduced, except in full,
without the written consent of Pace Analytical Services, Inc.

Pace Analytical®
www.pacelabs.com

Pace Analytical Services, Inc.
Not NELAP Accredited
4860 Blazer Parkway
Dublin, OH 43017
(614)486-5421

Pace Analytical Services, Inc.
7726 Moller Road
Indianapolis, IN 46268
(317)228-3100

ANALYTICAL RESULTS

Project: Bridgeton Landfill 1Q 2016
Pace Project No.: 50139618

Sample: PZ-104-SD Lab ID: 50139618007 Collected: 03/01/16 12:58 Received: 03/03/16 08:40 Matrix: Water

Parameters	Results	Units	Report Limit	DF	Prepared	Analyzed	CAS No.	Qual
6020 MET ICPMS	Analytical Method: EPA 6020 Preparation Method: EPA 200.2							
Antimony	ND	ug/L	5.0	1	03/04/16 09:30	03/07/16 19:47	7440-36-0	
Arsenic	**16.7**	ug/L	5.0	1	03/04/16 09:30	03/07/16 19:47	7440-38-2	
Beryllium	ND	ug/L	2.0	1	03/04/16 09:30	03/07/16 19:47	7440-41-7	
Cadmium	ND	ug/L	0.20	1	03/04/16 09:30	03/07/16 19:47	7440-43-9	
Chromium	**17.8**	ug/L	5.0	1	03/04/16 09:30	03/07/16 19:47	7440-47-3	
Copper	ND	ug/L	5.0	1	03/04/16 09:30	03/07/16 19:47	7440-50-8	
Lead	ND	ug/L	5.0	1	03/04/16 09:30	03/07/16 19:47	7439-92-1	
Selenium	ND	ug/L	5.0	1	03/04/16 09:30	03/07/16 19:47	7782-49-2	
Silver	ND	ug/L	5.0	1	03/04/16 09:30	03/07/16 19:47	7440-22-4	
Thallium	ND	ug/L	2.0	1	03/04/16 09:30	03/07/16 19:47	7440-28-0	
Vanadium	**16.6**	ug/L	10.0	1	03/04/16 09:30	03/07/16 19:47	7440-62-2	
7470 Mercury	Analytical Method: EPA 7470 Preparation Method: EPA 7470							
Mercury	ND	ug/L	0.20	1	03/23/16 11:43	03/23/16 18:29	7439-97-6	
8270 MSSV APP IX waters	Analytical Method: EPA 8270 Preparation Method: EPA 3510							
Acenaphthene	ND	ug/L	10.0	1	03/04/16 15:03	03/06/16 15:28	83-32-9	
Acenaphthylene	ND	ug/L	10.0	1	03/04/16 15:03	03/06/16 15:28	208-96-8	
Acetophenone	ND	ug/L	10.0	1	03/04/16 15:03	03/06/16 15:28	98-86-2	
2-Acetylaminofluorene	ND	ug/L	10.0	1	03/04/16 15:03	03/06/16 15:28	53-96-3	
4-Aminobiphenyl	ND	ug/L	10.0	1	03/04/16 15:03	03/06/16 15:28	92-67-1	
Anthracene	ND	ug/L	10.0	1	03/04/16 15:03	03/06/16 15:28	120-12-7	
Benzo(a)anthracene	ND	ug/L	10.0	1	03/04/16 15:03	03/06/16 15:28	56-55-3	
Benzo(a)pyrene	ND	ug/L	10.0	1	03/04/16 15:03	03/06/16 15:28	50-32-8	
Benzo(b)fluoranthene	ND	ug/L	10.0	1	03/04/16 15:03	03/06/16 15:28	205-99-2	
Benzo(g,h,i)perylene	ND	ug/L	10.0	1	03/04/16 15:03	03/06/16 15:28	191-24-2	
Benzo(k)fluoranthene	ND	ug/L	10.0	1	03/04/16 15:03	03/06/16 15:28	207-08-9	
Benzyl alcohol	ND	ug/L	10.0	1	03/04/16 15:03	03/06/16 15:28	100-51-6	
4-Bromophenylphenyl ether	ND	ug/L	10.0	1	03/04/16 15:03	03/06/16 15:28	101-55-3	
Butylbenzylphthalate	ND	ug/L	10.0	1	03/04/16 15:03	03/06/16 15:28	85-68-7	
4-Chloro-3-methylphenol	ND	ug/L	10.0	1	03/04/16 15:03	03/06/16 15:28	59-50-7	
4-Chloroaniline	ND	ug/L	10.0	1	03/04/16 15:03	03/06/16 15:28	106-47-8	
Chlorobenzilate	ND	ug/L	10.0	1	03/04/16 15:03	03/06/16 15:28	510-15-6	
bis(2-Chloroethoxy)methane	ND	ug/L	10.0	1	03/04/16 15:03	03/06/16 15:28	111-91-1	
bis(2-Chloroethyl) ether	ND	ug/L	10.0	1	03/04/16 15:03	03/06/16 15:28	111-44-4	
bis(2-Chloroisopropyl) ether	ND	ug/L	10.0	1	03/04/16 15:03	03/06/16 15:28	108-60-1	
2-Chloronaphthalene	ND	ug/L	10.0	1	03/04/16 15:03	03/06/16 15:28	91-58-7	
2-Chlorophenol	ND	ug/L	10.0	1	03/04/16 15:03	03/06/16 15:28	95-57-8	
4-Chlorophenylphenyl ether	ND	ug/L	10.0	1	03/04/16 15:03	03/06/16 15:28	7005-72-3	
Chrysene	ND	ug/L	10.0	1	03/04/16 15:03	03/06/16 15:28	218-01-9	
Diallate	ND	ug/L	10.0	1	03/04/16 15:03	03/06/16 15:28	2303-16-4	
Dibenz(a,h)anthracene	ND	ug/L	10.0	1	03/04/16 15:03	03/06/16 15:28	53-70-3	
Dibenzofuran	ND	ug/L	10.0	1	03/04/16 15:03	03/06/16 15:28	132-64-9	
3,3'-Dichlorobenzidine	ND	ug/L	20.0	1	03/04/16 15:03	03/06/16 15:28	91-94-1	
2,4-Dichlorophenol	ND	ug/L	10.0	1	03/04/16 15:03	03/06/16 15:28	120-83-2	
2,6-Dichlorophenol	ND	ug/L	10.0	1	03/04/16 15:03	03/06/16 15:28	87-65-0	

REPORT OF LABORATORY ANALYSIS

This report shall not be reproduced, except in full,
without the written consent of Pace Analytical Services, Inc..

Pace Analytical®
www.pacelabs.com

Pace Analytical Services, Inc.
Not NELAP Accredited
4860 Blazer Parkway
Dublin, OH 43017
(614)486-5421

Pace Analytical Services, Inc.
7726 Moller Road
Indianapolis, IN 46268
(317)228-3100

ANALYTICAL RESULTS

Project: Bridgeton Landfill 1Q 2016
Pace Project No.: 50139618

Sample: PZ-104-SD **Lab ID: 50139618007** Collected: 03/01/16 12:58 Received: 03/03/16 08:40 Matrix: Water

Parameters	Results	Units	Report Limit	DF	Prepared	Analyzed	CAS No.	Qual
8270 MSSV APP IX waters	Analytical Method: EPA 8270 Preparation Method: EPA 3510							
Diethylphthalate	ND	ug/L	10.0	1	03/04/16 15:03	03/06/16 15:28	84-66-2	
Dimethoate	ND	ug/L	10.0	1	03/04/16 15:03	03/06/16 15:28	60-51-5	
P-Dimethylaminoazobenzene	ND	ug/L	10.0	1	03/04/16 15:03	03/06/16 15:28	60-11-7	
7,12-Dimethylbenz(a)anthracene	ND	ug/L	20.0	1	03/04/16 15:03	03/06/16 15:28	57-97-6	
3,3'-Dimethylbenzidine	ND	ug/L	20.0	1	03/04/16 15:03	03/06/16 15:28	119-93-7	
2,4-Dimethylphenol	ND	ug/L	10.0	1	03/04/16 15:03	03/06/16 15:28	105-67-9	
Dimethylphthalate	ND	ug/L	10.0	1	03/04/16 15:03	03/06/16 15:28	131-11-3	
Di-n-butylphthalate	ND	ug/L	10.0	1	03/04/16 15:03	03/06/16 15:28	84-74-2	
4,6-Dinitro-2-methylphenol	ND	ug/L	50.0	1	03/04/16 15:03	03/06/16 15:28	534-52-1	
1,3-Dinitrobenzene	ND	ug/L	50.0	1	03/04/16 15:03	03/06/16 15:28	99-65-0	
1,4-Dinitrobenzene	ND	ug/L	10.0	1	03/04/16 15:03	03/06/16 15:28	100-25-4	
2,4-Dinitrophenol	ND	ug/L	50.0	1	03/04/16 15:03	03/06/16 15:28	51-28-5	
2,4-Dinitrotoluene	ND	ug/L	10.0	1	03/04/16 15:03	03/06/16 15:28	121-14-2	
2,6-Dinitrotoluene	ND	ug/L	10.0	1	03/04/16 15:03	03/06/16 15:28	606-20-2	
Di-n-octylphthalate	ND	ug/L	10.0	1	03/04/16 15:03	03/06/16 15:28	117-84-0	
Dinoseb	ND	ug/L	10.0	1	03/04/16 15:03	03/06/16 15:28	88-85-7	
Diphenylamine	ND	ug/L	10.0	1	03/04/16 15:03	03/06/16 15:28	122-39-4	
Disulfoton	ND	ug/L	10.0	1	03/04/16 15:03	03/06/16 15:28	298-04-4	
bis(2-Ethylhexyl)phthalate	ND	ug/L	10.0	1	03/04/16 15:03	03/06/16 15:28	117-81-7	
Ethyl methanesulfonate	ND	ug/L	10.0	1	03/04/16 15:03	03/06/16 15:28	62-50-0	
Famphur	ND	ug/L	200	1	03/04/16 15:03	03/06/16 15:28	52-85-7	
Fluoranthene	ND	ug/L	10.0	1	03/04/16 15:03	03/06/16 15:28	206-44-0	
Fluorene	ND	ug/L	10.0	1	03/04/16 15:03	03/06/16 15:28	86-73-7	
Hexachloro-1,3-butadiene	ND	ug/L	10.0	1	03/04/16 15:03	03/06/16 15:28	87-68-3	
Hexachlorobenzene	ND	ug/L	10.0	1	03/04/16 15:03	03/06/16 15:28	118-74-1	
Hexachlorocyclopentadiene	ND	ug/L	10.0	1	03/04/16 15:03	03/06/16 15:28	77-47-4	
Hexachloroethane	ND	ug/L	10.0	1	03/04/16 15:03	03/06/16 15:28	67-72-1	
Hexachlorophene	ND	ug/L	200	1	03/04/16 15:03	03/06/16 15:28	70-30-4	
Hexachloropropene	ND	ug/L	10.0	1	03/04/16 15:03	03/06/16 15:28	1888-71-7	
Indeno(1,2,3-cd)pyrene	ND	ug/L	10.0	1	03/04/16 15:03	03/06/16 15:28	193-39-5	
Isodrin	ND	ug/L	10.0	1	03/04/16 15:03	03/06/16 15:28	465-73-6	
Isophorone	ND	ug/L	10.0	1	03/04/16 15:03	03/06/16 15:28	78-59-1	
Isosafrole	ND	ug/L	10.0	1	03/04/16 15:03	03/06/16 15:28	120-58-1	
Kepone	ND	ug/L	200	1	03/04/16 15:03	03/06/16 15:28	143-50-0	
Methapyrilene	ND	ug/L	10.0	1	03/04/16 15:03	03/06/16 15:28	91-80-5	
3-Methylcholanthrene	ND	ug/L	10.0	1	03/04/16 15:03	03/06/16 15:28	56-49-5	
Methyl methanesulfonate	ND	ug/L	10.0	1	03/04/16 15:03	03/06/16 15:28	66-27-3	
2-Methylnaphthalene	ND	ug/L	10.0	1	03/04/16 15:03	03/06/16 15:28	91-57-6	
Methyl parathion	ND	ug/L	10.0	1	03/04/16 15:03	03/06/16 15:28	298-00-0	
2-Methylphenol(o-Cresol)	ND	ug/L	10.0	1	03/04/16 15:03	03/06/16 15:28	95-48-7	
3&4-Methylphenol(m&p Cresol)	ND	ug/L	10.0	1	03/04/16 15:03	03/06/16 15:28		
1-Naphthalenamine	ND	ug/L	50.0	1	03/04/16 15:03	03/06/16 15:28	134-32-7	
2-Naphthalenamine	ND	ug/L	10.0	1	03/04/16 15:03	03/06/16 15:28	91-59-8	
Naphthalene	ND	ug/L	10.0	1	03/04/16 15:03	03/06/16 15:28	91-20-3	
1,4-Naphthoquinone	ND	ug/L	50.0	1	03/04/16 15:03	03/06/16 15:28	130-15-4	
2-Nitroaniline	ND	ug/L	50.0	1	03/04/16 15:03	03/06/16 15:28	88-74-4	
3-Nitroaniline	ND	ug/L	50.0	1	03/04/16 15:03	03/06/16 15:28	99-09-2	

REPORT OF LABORATORY ANALYSIS

This report shall not be reproduced, except in full,
without the written consent of Pace Analytical Services, Inc..

Pace Analytical®
www.pacelabs.com

Pace Analytical Services, Inc.
Not NELAP Accredited
4860 Blazer Parkway
Dublin, OH 43017
(614)486-5421

Pace Analytical Services, Inc.
7726 Moller Road
Indianapolis, IN 46268
(317)228-3100

ANALYTICAL RESULTS

Project: Bridgeton Landfill 1Q 2016
Pace Project No.: 50139618

Sample: PZ-104-SD **Lab ID: 50139618007** Collected: 03/01/16 12:58 Received: 03/03/16 08:40 Matrix: Water

Parameters	Results	Units	Report Limit	DF	Prepared	Analyzed	CAS No.	Qual
8270 MSSV APP IX waters	Analytical Method: EPA 8270 Preparation Method: EPA 3510							
4-Nitroaniline	ND	ug/L	50.0	1	03/04/16 15:03	03/06/16 15:28	100-01-6	
Nitrobenzene	ND	ug/L	10.0	1	03/04/16 15:03	03/06/16 15:28	98-95-3	
2-Nitrophenol	ND	ug/L	10.0	1	03/04/16 15:03	03/06/16 15:28	88-75-5	
4-Nitrophenol	ND	ug/L	50.0	1	03/04/16 15:03	03/06/16 15:28	100-02-7	
5-Nitro-o-toluidine	ND	ug/L	10.0	1	03/04/16 15:03	03/06/16 15:28	99-55-8	
N-Nitrosodiethylamine	ND	ug/L	10.0	1	03/04/16 15:03	03/06/16 15:28	55-18-5	
N-Nitrosodimethylamine	ND	ug/L	10.0	1	03/04/16 15:03	03/06/16 15:28	62-75-9	
N-Nitroso-di-n-butylamine	ND	ug/L	10.0	1	03/04/16 15:03	03/06/16 15:28	924-16-3	
N-Nitroso-di-n-propylamine	ND	ug/L	50.0	1	03/04/16 15:03	03/06/16 15:28	621-64-7	
N-Nitrosomethylethylamine	ND	ug/L	10.0	1	03/04/16 15:03	03/06/16 15:28	10595-95-6	
N-Nitrosomorpholine	ND	ug/L	10.0	1	03/04/16 15:03	03/06/16 15:28	59-89-2	
N-Nitrosopiperidine	ND	ug/L	10.0	1	03/04/16 15:03	03/06/16 15:28	100-75-4	
N-Nitrosopyrrolidine	ND	ug/L	10.0	1	03/04/16 15:03	03/06/16 15:28	930-55-2	
O,O,O-Triethylphosphorothioate	ND	ug/L	10.0	1	03/04/16 15:03	03/06/16 15:28	126-68-1	
Parathion (Ethyl parathion)	ND	ug/L	10.0	1	03/04/16 15:03	03/06/16 15:28	56-38-2	
Pentachlorobenzene	ND	ug/L	10.0	1	03/04/16 15:03	03/06/16 15:28	608-93-5	
Pentachloronitrobenzene	ND	ug/L	10.0	1	03/04/16 15:03	03/06/16 15:28	82-68-8	
Pentachlorophenol	ND	ug/L	50.0	1	03/04/16 15:03	03/06/16 15:28	87-86-5	
Phenacetin	ND	ug/L	10.0	1	03/04/16 15:03	03/06/16 15:28	62-44-2	
Phenanthrene	ND	ug/L	10.0	1	03/04/16 15:03	03/06/16 15:28	85-01-8	
Phenol	ND	ug/L	10.0	1	03/04/16 15:03	03/06/16 15:28	108-95-2	
p-Phenylenediamine	ND	ug/L	20.0	1	03/04/16 15:03	03/06/16 15:28	106-50-3	
Phorate	ND	ug/L	10.0	1	03/04/16 15:03	03/06/16 15:28	298-02-2	
Pronamide	ND	ug/L	10.0	1	03/04/16 15:03	03/06/16 15:28	23950-58-5	
Pyrene	ND	ug/L	10.0	1	03/04/16 15:03	03/06/16 15:28	129-00-0	
Safrole	ND	ug/L	10.0	1	03/04/16 15:03	03/06/16 15:28	94-59-7	
1,2,4,5-Tetrachlorobenzene	ND	ug/L	10.0	1	03/04/16 15:03	03/06/16 15:28	95-94-3	
2,3,4,6-Tetrachlorophenol	ND	ug/L	10.0	1	03/04/16 15:03	03/06/16 15:28	58-90-2	
Thionazin	ND	ug/L	10.0	1	03/04/16 15:03	03/06/16 15:28	297-97-2	
O-Toluidine	ND	ug/L	10.0	1	03/04/16 15:03	03/06/16 15:28	95-53-4	
1,2,4-Trichlorobenzene	ND	ug/L	10.0	1	03/04/16 15:03	03/06/16 15:28	120-82-1	
2,4,5-Trichlorophenol	ND	ug/L	10.0	1	03/04/16 15:03	03/06/16 15:28	95-95-4	
2,4,6-Trichlorophenol	ND	ug/L	10.0	1	03/04/16 15:03	03/06/16 15:28	88-06-2	
1,3,5-Trinitrobenzene	ND	ug/L	20.0	1	03/04/16 15:03	03/06/16 15:28	99-35-4	
Surrogates								
Nitrobenzene-d5 (S)	81	%.	38-124	1	03/04/16 15:03	03/06/16 15:28	4165-60-0	
2-Fluorobiphenyl (S)	67	%.	33-114	1	03/04/16 15:03	03/06/16 15:28	321-60-8	
p-Terphenyl-d14 (S)	28	%.	10-113	1	03/04/16 15:03	03/06/16 15:28	1718-51-0	
Phenol-d5 (S)	40	%.	10-58	1	03/04/16 15:03	03/06/16 15:28	4165-62-2	
2-Fluorophenol (S)	53	%.	11-79	1	03/04/16 15:03	03/06/16 15:28	367-12-4	
2,4,6-Tribromophenol (S)	107	%.	29-158	1	03/04/16 15:03	03/06/16 15:28	118-79-6	
8260 MSV	Analytical Method: EPA 8260							
Acetone	ND	ug/L	10.0	1		03/09/16 01:55	67-64-1	
Acetonitrile	ND	ug/L	100	1		03/09/16 01:55	75-05-8	
Acrolein	ND	ug/L	50.0	1		03/09/16 01:55	107-02-8	
Acrylonitrile	ND	ug/L	100	1		03/09/16 01:55	107-13-1	

REPORT OF LABORATORY ANALYSIS

This report shall not be reproduced, except in full,
without the written consent of Pace Analytical Services, Inc..

Pace Analytical®
www.pacelabs.com

Pace Analytical Services, Inc.
Not NELAP Accredited
4860 Blazer Parkway
Dublin, OH 43017
(614)486-5421

Pace Analytical Services, Inc.
7726 Moller Road
Indianapolis, IN 46268
(317)228-3100

ANALYTICAL RESULTS

Project: Bridgeton Landfill 1Q 2016
Pace Project No.: 50139618

Sample: PZ-104-SD **Lab ID: 50139618007** Collected: 03/01/16 12:58 Received: 03/03/16 08:40 Matrix: Water

Parameters	Results	Units	Report Limit	DF	Prepared	Analyzed	CAS No.	Qual
8260 MSV	Analytical Method: EPA 8260							
Allyl chloride	ND	ug/L	5.0	1		03/09/16 01:55	107-05-1	N2
Benzene	**426**	ug/L	50.0	10		03/10/16 00:44	71-43-2	
Bromochloromethane	ND	ug/L	5.0	1		03/09/16 01:55	74-97-5	
Bromodichloromethane	ND	ug/L	5.0	1		03/09/16 01:55	75-27-4	
Bromoform	ND	ug/L	5.0	1		03/09/16 01:55	75-25-2	
Bromomethane	ND	ug/L	10.0	1		03/09/16 01:55	74-83-9	
2-Butanone (MEK)	ND	ug/L	10.0	1		03/09/16 01:55	78-93-3	
n-Butyl chloride	ND	ug/L	50.0	10		03/10/16 00:44	109-69-3	
Carbon disulfide	ND	ug/L	10.0	1		03/09/16 01:55	75-15-0	
Carbon tetrachloride	ND	ug/L	5.0	1		03/09/16 01:55	56-23-5	
Chlorobenzene	ND	ug/L	5.0	1		03/09/16 01:55	108-90-7	
Chloroethane	ND	ug/L	10.0	1		03/09/16 01:55	75-00-3	
Chloroform	ND	ug/L	5.0	1		03/09/16 01:55	67-66-3	
Chloromethane	ND	ug/L	10.0	1		03/09/16 01:55	74-87-3	
Chloroprene	ND	ug/L	100	1		03/09/16 01:55	126-99-8	N2
1,2-Dibromo-3-chloropropane	ND	ug/L	5.0	1		03/09/16 01:55	96-12-8	
Dibromochloromethane	ND	ug/L	5.0	1		03/09/16 01:55	124-48-1	
1,2-Dibromoethane (EDB)	ND	ug/L	5.0	1		03/09/16 01:55	106-93-4	
Dibromomethane	ND	ug/L	10.0	1		03/09/16 01:55	74-95-3	
1,2-Dichlorobenzene	ND	ug/L	5.0	1		03/09/16 01:55	95-50-1	
1,3-Dichlorobenzene	ND	ug/L	5.0	1		03/09/16 01:55	541-73-1	
1,4-Dichlorobenzene	ND	ug/L	5.0	1		03/09/16 01:55	106-46-7	
trans-1,4-Dichloro-2-butene	ND	ug/L	10.0	1		03/09/16 01:55	110-57-6	
Dichlorodifluoromethane	ND	ug/L	5.0	1		03/09/16 01:55	75-71-8	
1,1-Dichloroethane	ND	ug/L	5.0	1		03/09/16 01:55	75-34-3	
1,2-Dichloroethane	ND	ug/L	5.0	1		03/09/16 01:55	107-06-2	
1,1-Dichloroethene	ND	ug/L	5.0	1		03/09/16 01:55	75-35-4	
cis-1,2-Dichloroethene	ND	ug/L	5.0	1		03/09/16 01:55	156-59-2	
trans-1,2-Dichloroethene	ND	ug/L	5.0	1		03/09/16 01:55	156-60-5	
1,2-Dichloropropane	ND	ug/L	5.0	1		03/09/16 01:55	78-87-5	
1,3-Dichloropropane	ND	ug/L	5.0	1		03/09/16 01:55	142-28-9	
2,2-Dichloropropane	ND	ug/L	5.0	1		03/09/16 01:55	594-20-7	
1,1-Dichloropropene	ND	ug/L	5.0	1		03/09/16 01:55	563-58-6	
cis-1,3-Dichloropropene	ND	ug/L	5.0	1		03/09/16 01:55	10061-01-5	
trans-1,3-Dichloropropene	ND	ug/L	5.0	1		03/09/16 01:55	10061-02-6	
Ethylbenzene	ND	ug/L	5.0	1		03/09/16 01:55	100-41-4	
Ethyl methacrylate	ND	ug/L	100	1		03/09/16 01:55	97-63-2	
2-Hexanone	ND	ug/L	10.0	1		03/09/16 01:55	591-78-6	
Iodomethane	ND	ug/L	5.0	1		03/09/16 01:55	74-88-4	
Isobutanol	ND	ug/L	100	1		03/09/16 01:55	78-83-1	N2
Methacrylonitrile	ND	ug/L	100	1		03/09/16 01:55	126-98-7	N2
Methylene Chloride	ND	ug/L	5.0	1		03/09/16 01:55	75-09-2	
Methyl methacrylate	ND	ug/L	100	1		03/09/16 01:55	80-62-6	N2
4-Methyl-2-pentanone (MIBK)	ND	ug/L	10.0	1		03/09/16 01:55	108-10-1	
Propionitrile	ND	ug/L	100	1		03/09/16 01:55	107-12-0	N2
Styrene	ND	ug/L	5.0	1		03/09/16 01:55	100-42-5	
1,1,1,2-Tetrachloroethane	ND	ug/L	5.0	1		03/09/16 01:55	630-20-6	

REPORT OF LABORATORY ANALYSIS

This report shall not be reproduced, except in full,
without the written consent of Pace Analytical Services, Inc..

Pace Analytical
www.pacelabs.com

Pace Analytical Services, Inc.
Not NELAP Accredited
4860 Blazer Parkway
Dublin, OH 43017
(614)486-5421

Pace Analytical Services, Inc.
7726 Moller Road
Indianapolis, IN 46268
(317)228-3100

ANALYTICAL RESULTS

Project: Bridgeton Landfill 1Q 2016
Pace Project No.: 50139618

Sample: PZ-104-SD Lab ID: 50139618007 Collected: 03/01/16 12:58 Received: 03/03/16 08:40 Matrix: Water

Parameters	Results	Units	Report Limit	DF	Prepared	Analyzed	CAS No.	Qual
8260 MSV	Analytical Method: EPA 8260							
1,1,2,2-Tetrachloroethane	ND	ug/L	5.0	1		03/09/16 01:55	79-34-5	
Tetrachloroethene	ND	ug/L	5.0	1		03/09/16 01:55	127-18-4	
Toluene	**9.6**	ug/L	5.0	1		03/09/16 01:55	108-88-3	
1,1,1-Trichloroethane	ND	ug/L	5.0	1		03/09/16 01:55	71-55-6	
1,1,2-Trichloroethane	ND	ug/L	5.0	1		03/09/16 01:55	79-00-5	
Trichloroethene	ND	ug/L	5.0	1		03/09/16 01:55	79-01-6	
Trichlorofluoromethane	ND	ug/L	10.0	1		03/09/16 01:55	75-69-4	
1,2,3-Trichloropropane	ND	ug/L	5.0	1		03/09/16 01:55	96-18-4	
Vinyl acetate	ND	ug/L	10.0	1		03/09/16 01:55	108-05-4	
Vinyl chloride	ND	ug/L	2.0	1		03/09/16 01:55	75-01-4	
Xylene (Total)	**19.3**	ug/L	5.0	1		03/09/16 01:55	1330-20-7	
Surrogates								
Dibromofluoromethane (S)	100	%.	84-118	1		03/09/16 01:55	1868-53-7	
4-Bromofluorobenzene (S)	97	%.	79-116	1		03/09/16 01:55	460-00-4	
Toluene-d8 (S)	143	%.	86-110	1		03/09/16 01:55	2037-26-5	S5
2540C Total Dissolved Solids	Analytical Method: SM 2540C							
Total Dissolved Solids	**1340**	mg/L	10.0	1		03/07/16 08:36		
410.4 COD	Analytical Method: EPA 410.4 Preparation Method: EPA 410.4							
Chemical Oxygen Demand	**363**	mg/L	10.0	1	03/15/16 09:13	03/15/16 11:40		
353.2 Nitrogen, NO2/NO3 pres.	Analytical Method: EPA 353.2							
Nitrogen, NO2 plus NO3	ND	mg/L	0.10	1		03/08/16 09:21		
365.1 Total Phosphorus	Analytical Method: EPA 365.1 Preparation Method: EPA 365.1							
Phosphorus	**0.12**	mg/L	0.050	1	03/07/16 14:30	03/08/16 15:15	7723-14-0	
4500 Ammonia Water	Analytical Method: SM 4500-NH3 G							
Nitrogen, Ammonia	**49.1**	mg/L	1.0	10		03/09/16 10:27	7664-41-7	
5310C TOC	Analytical Method: SM 5310C							
Total Organic Carbon	**111**	mg/L	40.0	40		03/18/16 17:07	7440-44-0	

Sample: PZ-104-SS Lab ID: 50139618008 Collected: 03/01/16 15:00 Received: 03/03/16 08:40 Matrix: Water

Parameters	Results	Units	Report Limit	DF	Prepared	Analyzed	CAS No.	Qual
Field Data	Analytical Method:							
Field pH	**7.05**	Std. Units		1		03/01/16 14:34		
Field Temperature	**25.8**	deg C		1		03/01/16 14:34		
Field Specific Conductance	**782**	umhos/cm		1		03/01/16 14:34		
Field Turbidity	**3.09**	NTU		1		03/01/16 14:34		
Total Well Depth	**140.27**	feet		1		03/01/16 14:34		
Elevation Water Level	**463.94**	ft/msl		1		03/01/16 14:34		

REPORT OF LABORATORY ANALYSIS

This report shall not be reproduced, except in full,
without the written consent of Pace Analytical Services, Inc..

Pace Analytical
www.pacelabs.com

Pace Analytical Services, Inc.
Not NELAP Accredited
4860 Blazer Parkway
Dublin, OH 43017
(614)486-5421

Pace Analytical Services, Inc.
7726 Moller Road
Indianapolis, IN 46268
(317)228-3100

ANALYTICAL RESULTS

Project: Bridgeton Landfill 1Q 2016
Pace Project No.: 50139618

Sample: PZ-104-SS **Lab ID: 50139618008** Collected: 03/01/16 15:00 Received: 03/03/16 08:40 Matrix: Water

Parameters	Results	Units	Report Limit	DF	Prepared	Analyzed	CAS No.	Qual
Field Data	Analytical Method:							
Collar Elevation	**483.63**	ft/msl		1		03/01/16 14:34		
Depth to Water	**19.64**	feet		1		03/01/16 14:34		
300.0 IC Anions 28 Days	Analytical Method: EPA 300.0							
Chloride	**4.7**	mg/L	0.25	1		03/08/16 00:49	16887-00-6	
Fluoride	**0.65**	mg/L	0.10	1		03/08/16 00:49	16984-48-8	
Sulfate	**23.5**	mg/L	0.25	1		03/08/16 00:49	14808-79-8	
6010 MET ICP	Analytical Method: EPA 6010 Preparation Method: EPA 3010							
Barium	**98.2**	ug/L	10.0	1	03/03/16 19:54	03/10/16 13:01	7440-39-3	
Boron	**130**	ug/L	100	1	03/03/16 19:54	03/10/16 13:01	7440-42-8	
Calcium	**80000**	ug/L	500	1	03/03/16 19:54	03/10/16 13:01	7440-70-2	
Cobalt	ND	ug/L	5.0	1	03/03/16 19:54	03/10/16 13:01	7440-48-4	
Iron	**590**	ug/L	50.0	1	03/03/16 19:54	03/10/16 13:01	7439-89-6	
Magnesium	**47100**	ug/L	500	1	03/03/16 19:54	03/10/16 13:01	7439-95-4	
Manganese	**28.3**	ug/L	5.0	1	03/03/16 19:54	03/10/16 13:01	7439-96-5	
Nickel	ND	ug/L	10.0	1	03/03/16 19:54	03/10/16 13:01	7440-02-0	
Sodium	**14500**	ug/L	1000	1	03/03/16 19:54	03/10/16 13:01	7440-23-5	
Total Hardness by 2340B	**394000**	ug/L	1000	1	03/03/16 19:54	03/10/16 13:01		
Zinc	ND	ug/L	20.0	1	03/03/16 19:54	03/10/16 13:01	7440-66-6	
6020 MET ICPMS	Analytical Method: EPA 6020 Preparation Method: EPA 200.2							
Antimony	ND	ug/L	5.0	1	03/04/16 09:30	03/07/16 15:34	7440-36-0	
Arsenic	ND	ug/L	5.0	1	03/04/16 09:30	03/07/16 15:34	7440-38-2	
Beryllium	ND	ug/L	2.0	1	03/04/16 09:30	03/07/16 15:34	7440-41-7	
Cadmium	ND	ug/L	0.20	1	03/04/16 09:30	03/07/16 15:34	7440-43-9	
Chromium	ND	ug/L	5.0	1	03/04/16 09:30	03/07/16 15:34	7440-47-3	
Copper	ND	ug/L	5.0	1	03/04/16 09:30	03/07/16 15:34	7440-50-8	
Lead	ND	ug/L	5.0	1	03/04/16 09:30	03/07/16 15:34	7439-92-1	
Selenium	ND	ug/L	5.0	1	03/04/16 09:30	03/07/16 15:34	7782-49-2	
Silver	ND	ug/L	5.0	1	03/04/16 09:30	03/07/16 15:34	7440-22-4	
Thallium	ND	ug/L	2.0	1	03/04/16 09:30	03/07/16 15:34	7440-28-0	
Vanadium	ND	ug/L	10.0	1	03/04/16 09:30	03/07/16 15:34	7440-62-2	
7470 Mercury	Analytical Method: EPA 7470 Preparation Method: EPA 7470							
Mercury	ND	ug/L	0.20	1	03/23/16 11:43	03/23/16 18:32	7439-97-6	
8270 MSSV APP IX waters	Analytical Method: EPA 8270 Preparation Method: EPA 3510							
Acenaphthene	ND	ug/L	10.0	1	03/04/16 15:03	03/06/16 15:49	83-32-9	
Acenaphthylene	ND	ug/L	10.0	1	03/04/16 15:03	03/06/16 15:49	208-96-8	
Acetophenone	ND	ug/L	10.0	1	03/04/16 15:03	03/06/16 15:49	98-86-2	
2-Acetylaminofluorene	ND	ug/L	10.0	1	03/04/16 15:03	03/06/16 15:49	53-96-3	
4-Aminobiphenyl	ND	ug/L	10.0	1	03/04/16 15:03	03/06/16 15:49	92-67-1	
Anthracene	ND	ug/L	10.0	1	03/04/16 15:03	03/06/16 15:49	120-12-7	
Benzo(a)anthracene	ND	ug/L	10.0	1	03/04/16 15:03	03/06/16 15:49	56-55-3	
Benzo(a)pyrene	ND	ug/L	10.0	1	03/04/16 15:03	03/06/16 15:49	50-32-8	

REPORT OF LABORATORY ANALYSIS

This report shall not be reproduced, except in full,
without the written consent of Pace Analytical Services, Inc..

Pace Analytical®
www.pacelabs.com

Pace Analytical Services, Inc.
Not NELAP Accredited
4860 Blazer Parkway
Dublin, OH 43017
(614)486-5421

Pace Analytical Services, Inc.
7726 Moller Road
Indianapolis, IN 46268
(317)228-3100

ANALYTICAL RESULTS

Project: Bridgeton Landfill 1Q 2016
Pace Project No.: 50139618

Sample: PZ-104-SS **Lab ID: 50139618008** Collected: 03/01/16 15:00 Received: 03/03/16 08:40 Matrix: Water

Parameters	Results	Units	Report Limit	DF	Prepared	Analyzed	CAS No.	Qual
8270 MSSV APP IX waters	Analytical Method: EPA 8270 Preparation Method: EPA 3510							
Benzo(b)fluoranthene	ND	ug/L	10.0	1	03/04/16 15:03	03/06/16 15:49	205-99-2	
Benzo(g,h,i)perylene	ND	ug/L	10.0	1	03/04/16 15:03	03/06/16 15:49	191-24-2	
Benzo(k)fluoranthene	ND	ug/L	10.0	1	03/04/16 15:03	03/06/16 15:49	207-08-9	
Benzyl alcohol	ND	ug/L	10.0	1	03/04/16 15:03	03/06/16 15:49	100-51-6	
4-Bromophenylphenyl ether	ND	ug/L	10.0	1	03/04/16 15:03	03/06/16 15:49	101-55-3	
Butylbenzylphthalate	ND	ug/L	10.0	1	03/04/16 15:03	03/06/16 15:49	85-68-7	
4-Chloro-3-methylphenol	ND	ug/L	10.0	1	03/04/16 15:03	03/06/16 15:49	59-50-7	
4-Chloroaniline	ND	ug/L	10.0	1	03/04/16 15:03	03/06/16 15:49	106-47-8	
Chlorobenzilate	ND	ug/L	10.0	1	03/04/16 15:03	03/06/16 15:49	510-15-6	
bis(2-Chloroethoxy)methane	ND	ug/L	10.0	1	03/04/16 15:03	03/06/16 15:49	111-91-1	
bis(2-Chloroethyl) ether	ND	ug/L	10.0	1	03/04/16 15:03	03/06/16 15:49	111-44-4	
bis(2-Chloroisopropyl) ether	ND	ug/L	10.0	1	03/04/16 15:03	03/06/16 15:49	108-60-1	
2-Chloronaphthalene	ND	ug/L	10.0	1	03/04/16 15:03	03/06/16 15:49	91-58-7	
2-Chlorophenol	ND	ug/L	10.0	1	03/04/16 15:03	03/06/16 15:49	95-57-8	
4-Chlorophenylphenyl ether	ND	ug/L	10.0	1	03/04/16 15:03	03/06/16 15:49	7005-72-3	
Chrysene	ND	ug/L	10.0	1	03/04/16 15:03	03/06/16 15:49	218-01-9	
Diallate	ND	ug/L	10.0	1	03/04/16 15:03	03/06/16 15:49	2303-16-4	
Dibenz(a,h)anthracene	ND	ug/L	10.0	1	03/04/16 15:03	03/06/16 15:49	53-70-3	
Dibenzofuran	ND	ug/L	10.0	1	03/04/16 15:03	03/06/16 15:49	132-64-9	
3,3'-Dichlorobenzidine	ND	ug/L	20.0	1	03/04/16 15:03	03/06/16 15:49	91-94-1	
2,4-Dichlorophenol	ND	ug/L	10.0	1	03/04/16 15:03	03/06/16 15:49	120-83-2	
2,6-Dichlorophenol	ND	ug/L	10.0	1	03/04/16 15:03	03/06/16 15:49	87-65-0	
Diethylphthalate	ND	ug/L	10.0	1	03/04/16 15:03	03/06/16 15:49	84-66-2	
Dimethoate	ND	ug/L	10.0	1	03/04/16 15:03	03/06/16 15:49	60-51-5	
P-Dimethylaminoazobenzene	ND	ug/L	10.0	1	03/04/16 15:03	03/06/16 15:49	60-11-7	
7,12-Dimethylbenz(a)anthracene	ND	ug/L	20.0	1	03/04/16 15:03	03/06/16 15:49	57-97-6	
3,3'-Dimethylbenzidine	ND	ug/L	20.0	1	03/04/16 15:03	03/06/16 15:49	119-93-7	
2,4-Dimethylphenol	ND	ug/L	10.0	1	03/04/16 15:03	03/06/16 15:49	105-67-9	
Dimethylphthalate	ND	ug/L	10.0	1	03/04/16 15:03	03/06/16 15:49	131-11-3	
Di-n-butylphthalate	ND	ug/L	10.0	1	03/04/16 15:03	03/06/16 15:49	84-74-2	
4,6-Dinitro-2-methylphenol	ND	ug/L	50.0	1	03/04/16 15:03	03/06/16 15:49	534-52-1	
1,3-Dinitrobenzene	ND	ug/L	50.0	1	03/04/16 15:03	03/06/16 15:49	99-65-0	
1,4-Dinitrobenzene	ND	ug/L	10.0	1	03/04/16 15:03	03/06/16 15:49	100-25-4	
2,4-Dinitrophenol	ND	ug/L	50.0	1	03/04/16 15:03	03/06/16 15:49	51-28-5	
2,4-Dinitrotoluene	ND	ug/L	10.0	1	03/04/16 15:03	03/06/16 15:49	121-14-2	
2,6-Dinitrotoluene	ND	ug/L	10.0	1	03/04/16 15:03	03/06/16 15:49	606-20-2	
Di-n-octylphthalate	ND	ug/L	10.0	1	03/04/16 15:03	03/06/16 15:49	117-84-0	
Dinoseb	ND	ug/L	10.0	1	03/04/16 15:03	03/06/16 15:49	88-85-7	
Diphenylamine	ND	ug/L	10.0	1	03/04/16 15:03	03/06/16 15:49	122-39-4	
Disulfoton	ND	ug/L	10.0	1	03/04/16 15:03	03/06/16 15:49	298-04-4	
bis(2-Ethylhexyl)phthalate	ND	ug/L	10.0	1	03/04/16 15:03	03/06/16 15:49	117-81-7	
Ethyl methanesulfonate	ND	ug/L	10.0	1	03/04/16 15:03	03/06/16 15:49	62-50-0	
Famphur	ND	ug/L	200	1	03/04/16 15:03	03/06/16 15:49	52-85-7	
Fluoranthene	ND	ug/L	10.0	1	03/04/16 15:03	03/06/16 15:49	206-44-0	
Fluorene	ND	ug/L	10.0	1	03/04/16 15:03	03/06/16 15:49	86-73-7	
Hexachloro-1,3-butadiene	ND	ug/L	10.0	1	03/04/16 15:03	03/06/16 15:49	87-68-3	
Hexachlorobenzene	ND	ug/L	10.0	1	03/04/16 15:03	03/06/16 15:49	118-74-1	

REPORT OF LABORATORY ANALYSIS

This report shall not be reproduced, except in full,
without the written consent of Pace Analytical Services, Inc..

Pace Analytical
www.pacelabs.com

Pace Analytical Services, Inc.
Not NELAP Accredited
4860 Blazer Parkway
Dublin, OH 43017
(614)486-5421

Pace Analytical Services, Inc.
7726 Moller Road
Indianapolis, IN 46268
(317)228-3100

ANALYTICAL RESULTS

Project: Bridgeton Landfill 1Q 2016
Pace Project No.: 50139618

Sample: PZ-104-SS **Lab ID: 50139618008** Collected: 03/01/16 15:00 Received: 03/03/16 08:40 Matrix: Water

Parameters	Results	Units	Report Limit	DF	Prepared	Analyzed	CAS No.	Qual
8270 MSSV APP IX waters	Analytical Method: EPA 8270 Preparation Method: EPA 3510							
Hexachlorocyclopentadiene	ND	ug/L	10.0	1	03/04/16 15:03	03/06/16 15:49	77-47-4	
Hexachloroethane	ND	ug/L	10.0	1	03/04/16 15:03	03/06/16 15:49	67-72-1	
Hexachlorophene	ND	ug/L	200	1	03/04/16 15:03	03/06/16 15:49	70-30-4	
Hexachloropropene	ND	ug/L	10.0	1	03/04/16 15:03	03/06/16 15:49	1888-71-7	
Indeno(1,2,3-cd)pyrene	ND	ug/L	10.0	1	03/04/16 15:03	03/06/16 15:49	193-39-5	
Isodrin	ND	ug/L	10.0	1	03/04/16 15:03	03/06/16 15:49	465-73-6	
Isophorone	ND	ug/L	10.0	1	03/04/16 15:03	03/06/16 15:49	78-59-1	
Isosafrole	ND	ug/L	10.0	1	03/04/16 15:03	03/06/16 15:49	120-58-1	
Kepone	ND	ug/L	200	1	03/04/16 15:03	03/06/16 15:49	143-50-0	
Methapyrilene	ND	ug/L	10.0	1	03/04/16 15:03	03/06/16 15:49	91-80-5	
3-Methylcholanthrene	ND	ug/L	10.0	1	03/04/16 15:03	03/06/16 15:49	56-49-5	
Methyl methanesulfonate	ND	ug/L	10.0	1	03/04/16 15:03	03/06/16 15:49	66-27-3	
2-Methylnaphthalene	ND	ug/L	10.0	1	03/04/16 15:03	03/06/16 15:49	91-57-6	
Methyl parathion	ND	ug/L	10.0	1	03/04/16 15:03	03/06/16 15:49	298-00-0	
2-Methylphenol(o-Cresol)	ND	ug/L	10.0	1	03/04/16 15:03	03/06/16 15:49	95-48-7	
3&4-Methylphenol(m&p Cresol)	ND	ug/L	10.0	1	03/04/16 15:03	03/06/16 15:49		
1-Naphthalenamine	ND	ug/L	50.0	1	03/04/16 15:03	03/06/16 15:49	134-32-7	
2-Naphthalenamine	ND	ug/L	10.0	1	03/04/16 15:03	03/06/16 15:49	91-59-8	
Naphthalene	ND	ug/L	10.0	1	03/04/16 15:03	03/06/16 15:49	91-20-3	
1,4-Naphthoquinone	ND	ug/L	50.0	1	03/04/16 15:03	03/06/16 15:49	130-15-4	
2-Nitroaniline	ND	ug/L	50.0	1	03/04/16 15:03	03/06/16 15:49	88-74-4	
3-Nitroaniline	ND	ug/L	50.0	1	03/04/16 15:03	03/06/16 15:49	99-09-2	
4-Nitroaniline	ND	ug/L	50.0	1	03/04/16 15:03	03/06/16 15:49	100-01-6	
Nitrobenzene	ND	ug/L	10.0	1	03/04/16 15:03	03/06/16 15:49	98-95-3	
2-Nitrophenol	ND	ug/L	10.0	1	03/04/16 15:03	03/06/16 15:49	88-75-5	
4-Nitrophenol	ND	ug/L	50.0	1	03/04/16 15:03	03/06/16 15:49	100-02-7	
5-Nitro-o-toluidine	ND	ug/L	10.0	1	03/04/16 15:03	03/06/16 15:49	99-55-8	
N-Nitrosodiethylamine	ND	ug/L	10.0	1	03/04/16 15:03	03/06/16 15:49	55-18-5	
N-Nitrosodimethylamine	ND	ug/L	10.0	1	03/04/16 15:03	03/06/16 15:49	62-75-9	
N-Nitroso-di-n-butylamine	ND	ug/L	10.0	1	03/04/16 15:03	03/06/16 15:49	924-16-3	
N-Nitroso-di-n-propylamine	ND	ug/L	50.0	1	03/04/16 15:03	03/06/16 15:49	621-64-7	
N-Nitrosomethylethylamine	ND	ug/L	10.0	1	03/04/16 15:03	03/06/16 15:49	10595-95-6	
N-Nitrosomorpholine	ND	ug/L	10.0	1	03/04/16 15:03	03/06/16 15:49	59-89-2	
N-Nitrosopiperidine	ND	ug/L	10.0	1	03/04/16 15:03	03/06/16 15:49	100-75-4	
N-Nitrosopyrrolidine	ND	ug/L	10.0	1	03/04/16 15:03	03/06/16 15:49	930-55-2	
O,O,O-Triethylphosphorothioate	ND	ug/L	10.0	1	03/04/16 15:03	03/06/16 15:49	126-68-1	
Parathion (Ethyl parathion)	ND	ug/L	10.0	1	03/04/16 15:03	03/06/16 15:49	56-38-2	
Pentachlorobenzene	ND	ug/L	10.0	1	03/04/16 15:03	03/06/16 15:49	608-93-5	
Pentachloronitrobenzene	ND	ug/L	10.0	1	03/04/16 15:03	03/06/16 15:49	82-68-8	
Pentachlorophenol	ND	ug/L	50.0	1	03/04/16 15:03	03/06/16 15:49	87-86-5	
Phenacetin	ND	ug/L	10.0	1	03/04/16 15:03	03/06/16 15:49	62-44-2	
Phenanthrene	ND	ug/L	10.0	1	03/04/16 15:03	03/06/16 15:49	85-01-8	
Phenol	ND	ug/L	10.0	1	03/04/16 15:03	03/06/16 15:49	108-95-2	
p-Phenylenediamine	ND	ug/L	20.0	1	03/04/16 15:03	03/06/16 15:49	106-50-3	
Phorate	ND	ug/L	10.0	1	03/04/16 15:03	03/06/16 15:49	298-02-2	
Pronamide	ND	ug/L	10.0	1	03/04/16 15:03	03/06/16 15:49	23950-58-5	
Pyrene	ND	ug/L	10.0	1	03/04/16 15:03	03/06/16 15:49	129-00-0	

REPORT OF LABORATORY ANALYSIS

This report shall not be reproduced, except in full,
without the written consent of Pace Analytical Services, Inc..

Pace Analytical®
www.pacelabs.com

Pace Analytical Services, Inc.
Not NELAP Accredited
4860 Blazer Parkway
Dublin, OH 43017
(614)486-5421

Pace Analytical Services, Inc.
7726 Moller Road
Indianapolis, IN 46268
(317)228-3100

ANALYTICAL RESULTS

Project: Bridgeton Landfill 1Q 2016
Pace Project No.: 50139618

Sample: PZ-104-SS **Lab ID: 50139618008** Collected: 03/01/16 15:00 Received: 03/03/16 08:40 Matrix: Water

Parameters	Results	Units	Report Limit	DF	Prepared	Analyzed	CAS No.	Qual
8270 MSSV APP IX waters	Analytical Method: EPA 8270 Preparation Method: EPA 3510							
Safrole	ND	ug/L	10.0	1	03/04/16 15:03	03/06/16 15:49	94-59-7	
1,2,4,5-Tetrachlorobenzene	ND	ug/L	10.0	1	03/04/16 15:03	03/06/16 15:49	95-94-3	
2,3,4,6-Tetrachlorophenol	ND	ug/L	10.0	1	03/04/16 15:03	03/06/16 15:49	58-90-2	
Thionazin	ND	ug/L	10.0	1	03/04/16 15:03	03/06/16 15:49	297-97-2	
O-Toluidine	ND	ug/L	10.0	1	03/04/16 15:03	03/06/16 15:49	95-53-4	
1,2,4-Trichlorobenzene	ND	ug/L	10.0	1	03/04/16 15:03	03/06/16 15:49	120-82-1	
2,4,5-Trichlorophenol	ND	ug/L	10.0	1	03/04/16 15:03	03/06/16 15:49	95-95-4	
2,4,6-Trichlorophenol	ND	ug/L	10.0	1	03/04/16 15:03	03/06/16 15:49	88-06-2	
1,3,5-Trinitrobenzene	ND	ug/L	20.0	1	03/04/16 15:03	03/06/16 15:49	99-35-4	
Surrogates								
Nitrobenzene-d5 (S)	74	%.	38-124	1	03/04/16 15:03	03/06/16 15:49	4165-60-0	
2-Fluorobiphenyl (S)	63	%.	33-114	1	03/04/16 15:03	03/06/16 15:49	321-60-8	
p-Terphenyl-d14 (S)	47	%.	10-113	1	03/04/16 15:03	03/06/16 15:49	1718-51-0	
Phenol-d5 (S)	32	%.	10-58	1	03/04/16 15:03	03/06/16 15:49	4165-62-2	
2-Fluorophenol (S)	46	%.	11-79	1	03/04/16 15:03	03/06/16 15:49	367-12-4	
2,4,6-Tribromophenol (S)	79	%.	29-158	1	03/04/16 15:03	03/06/16 15:49	118-79-6	
8260 MSV	Analytical Method: EPA 8260							
Acetone	ND	ug/L	10.0	1		03/11/16 07:16	67-64-1	
Acetonitrile	ND	ug/L	100	1		03/11/16 07:16	75-05-8	
Acrolein	ND	ug/L	50.0	1		03/11/16 07:16	107-02-8	
Acrylonitrile	ND	ug/L	100	1		03/11/16 07:16	107-13-1	
Allyl chloride	ND	ug/L	5.0	1		03/11/16 07:16	107-05-1	N2
Benzene	8.3	ug/L	5.0	1		03/11/16 07:16	71-43-2	
Bromochloromethane	ND	ug/L	5.0	1		03/11/16 07:16	74-97-5	
Bromodichloromethane	ND	ug/L	5.0	1		03/11/16 07:16	75-27-4	
Bromoform	ND	ug/L	5.0	1		03/11/16 07:16	75-25-2	
Bromomethane	ND	ug/L	10.0	1		03/11/16 07:16	74-83-9	
2-Butanone (MEK)	ND	ug/L	10.0	1		03/11/16 07:16	78-93-3	
n-Butyl chloride	ND	ug/L	5.0	1		03/14/16 21:55	109-69-3	
Carbon disulfide	ND	ug/L	10.0	1		03/11/16 07:16	75-15-0	
Carbon tetrachloride	ND	ug/L	5.0	1		03/11/16 07:16	56-23-5	
Chlorobenzene	ND	ug/L	5.0	1		03/11/16 07:16	108-90-7	
Chloroethane	ND	ug/L	10.0	1		03/11/16 07:16	75-00-3	
Chloroform	ND	ug/L	5.0	1		03/11/16 07:16	67-66-3	
Chloromethane	ND	ug/L	10.0	1		03/11/16 07:16	74-87-3	
Chloroprene	ND	ug/L	100	1		03/11/16 07:16	126-99-8	N2
1,2-Dibromo-3-chloropropane	ND	ug/L	5.0	1		03/11/16 07:16	96-12-8	
Dibromochloromethane	ND	ug/L	5.0	1		03/11/16 07:16	124-48-1	
1,2-Dibromoethane (EDB)	ND	ug/L	5.0	1		03/11/16 07:16	106-93-4	
Dibromomethane	ND	ug/L	10.0	1		03/11/16 07:16	74-95-3	
1,2-Dichlorobenzene	ND	ug/L	5.0	1		03/11/16 07:16	95-50-1	
1,3-Dichlorobenzene	ND	ug/L	5.0	1		03/11/16 07:16	541-73-1	
1,4-Dichlorobenzene	ND	ug/L	5.0	1		03/11/16 07:16	106-46-7	
trans-1,4-Dichloro-2-butene	ND	ug/L	10.0	1		03/11/16 07:16	110-57-6	
Dichlorodifluoromethane	ND	ug/L	5.0	1		03/11/16 07:16	75-71-8	
1,1-Dichloroethane	ND	ug/L	5.0	1		03/11/16 07:16	75-34-3	

This report shall not be reproduced, except in full,
without the written consent of Pace Analytical Services, Inc..

Pace Analytical®
www.pacelabs.com

Pace Analytical Services, Inc.
Not NELAP Accredited
4860 Blazer Parkway
Dublin, OH 43017
(614)486-5421

Pace Analytical Services, Inc.
7726 Moller Road
Indianapolis, IN 46268
(317)228-3100

ANALYTICAL RESULTS

Project: Bridgeton Landfill 1Q 2016
Pace Project No.: 50139618

Sample: PZ-104-SS **Lab ID: 50139618008** Collected: 03/01/16 15:00 Received: 03/03/16 08:40 Matrix: Water

Parameters	Results	Units	Report Limit	DF	Prepared	Analyzed	CAS No.	Qual
8260 MSV	Analytical Method: EPA 8260							
1,2-Dichloroethane	ND	ug/L	5.0	1		03/11/16 07:16	107-06-2	
1,1-Dichloroethene	ND	ug/L	5.0	1		03/11/16 07:16	75-35-4	
cis-1,2-Dichloroethene	ND	ug/L	5.0	1		03/11/16 07:16	156-59-2	
trans-1,2-Dichloroethene	ND	ug/L	5.0	1		03/11/16 07:16	156-60-5	
1,2-Dichloropropane	ND	ug/L	5.0	1		03/11/16 07:16	78-87-5	
1,3-Dichloropropane	ND	ug/L	5.0	1		03/11/16 07:16	142-28-9	
2,2-Dichloropropane	ND	ug/L	5.0	1		03/11/16 07:16	594-20-7	
1,1-Dichloropropene	ND	ug/L	5.0	1		03/11/16 07:16	563-58-6	
cis-1,3-Dichloropropene	ND	ug/L	5.0	1		03/11/16 07:16	10061-01-5	
trans-1,3-Dichloropropene	ND	ug/L	5.0	1		03/11/16 07:16	10061-02-6	
Ethylbenzene	ND	ug/L	5.0	1		03/11/16 07:16	100-41-4	
Ethyl methacrylate	ND	ug/L	100	1		03/11/16 07:16	97-63-2	
2-Hexanone	ND	ug/L	10.0	1		03/11/16 07:16	591-78-6	
Iodomethane	ND	ug/L	5.0	1		03/11/16 07:16	74-88-4	
Isobutanol	ND	ug/L	100	1		03/11/16 07:16	78-83-1	N2
Methacrylonitrile	ND	ug/L	100	1		03/11/16 07:16	126-98-7	N2
Methylene Chloride	ND	ug/L	5.0	1		03/11/16 07:16	75-09-2	
Methyl methacrylate	ND	ug/L	100	1		03/11/16 07:16	80-62-6	N2
4-Methyl-2-pentanone (MIBK)	ND	ug/L	10.0	1		03/11/16 07:16	108-10-1	
Propionitrile	ND	ug/L	100	1		03/11/16 07:16	107-12-0	N2
Styrene	ND	ug/L	5.0	1		03/11/16 07:16	100-42-5	
1,1,1,2-Tetrachloroethane	ND	ug/L	5.0	1		03/11/16 07:16	630-20-6	
1,1,2,2-Tetrachloroethane	ND	ug/L	5.0	1		03/11/16 07:16	79-34-5	
Tetrachloroethene	ND	ug/L	5.0	1		03/11/16 07:16	127-18-4	
Toluene	ND	ug/L	5.0	1		03/11/16 07:16	108-88-3	
1,1,1-Trichloroethane	ND	ug/L	5.0	1		03/11/16 07:16	71-55-6	
1,1,2-Trichloroethane	ND	ug/L	5.0	1		03/11/16 07:16	79-00-5	
Trichloroethene	ND	ug/L	5.0	1		03/11/16 07:16	79-01-6	
Trichlorofluoromethane	ND	ug/L	10.0	1		03/11/16 07:16	75-69-4	
1,2,3-Trichloropropane	ND	ug/L	5.0	1		03/11/16 07:16	96-18-4	
Vinyl acetate	ND	ug/L	10.0	1		03/11/16 07:16	108-05-4	
Vinyl chloride	ND	ug/L	2.0	1		03/11/16 07:16	75-01-4	
Xylene (Total)	**15.4**	ug/L	5.0	1		03/11/16 07:16	1330-20-7	
Surrogates								
Dibromofluoromethane (S)	101	%.	84-118	1		03/11/16 07:16	1868-53-7	
4-Bromofluorobenzene (S)	96	%.	79-116	1		03/11/16 07:16	460-00-4	
Toluene-d8 (S)	98	%.	86-110	1		03/11/16 07:16	2037-26-5	
2540C Total Dissolved Solids	Analytical Method: SM 2540C							
Total Dissolved Solids	**429**	mg/L	10.0	1		03/07/16 08:36		
410.4 COD	Analytical Method: EPA 410.4 Preparation Method: EPA 410.4							
Chemical Oxygen Demand	ND	mg/L	10.0	1	03/11/16 08:34	03/11/16 11:49		
353.2 Nitrogen, NO2/NO3 pres.	Analytical Method: EPA 353.2							
Nitrogen, NO2 plus NO3	ND	mg/L	0.10	1		03/08/16 09:22		

REPORT OF LABORATORY ANALYSIS

This report shall not be reproduced, except in full,
without the written consent of Pace Analytical Services, Inc..

Pace Analytical®
www.pacelabs.com

Pace Analytical Services, Inc.
Not NELAP Accredited
4860 Blazer Parkway
Dublin, OH 43017
(614)486-5421

Pace Analytical Services, Inc.
7726 Moller Road
Indianapolis, IN 46268
(317)228-3100

ANALYTICAL RESULTS

Project: Bridgeton Landfill 1Q 2016
Pace Project No.: 50139618

Sample: PZ-104-SS Lab ID: 50139618008 Collected: 03/01/16 15:00 Received: 03/03/16 08:40 Matrix: Water

Parameters	Results	Units	Report Limit	DF	Prepared	Analyzed	CAS No.	Qual
365.1 Total Phosphorus	Analytical Method: EPA 365.1 Preparation Method: EPA 365.1							
Phosphorus	ND	mg/L	0.050	1	03/07/16 14:30	03/08/16 15:16	7723-14-0	
4500 Ammonia Water	Analytical Method: SM 4500-NH3 G							
Nitrogen, Ammonia	ND	mg/L	0.10	1		03/09/16 10:28	7664-41-7	
5310C TOC	Analytical Method: SM 5310C							
Total Organic Carbon	ND	mg/L	4.0	4		03/17/16 16:53	7440-44-0	D3

Sample: PZ-106-SD Lab ID: 50139618009 Collected: 03/02/16 08:50 Received: 03/03/16 08:40 Matrix: Water

Parameters	Results	Units	Report Limit	DF	Prepared	Analyzed	CAS No.	Qual
Field Data	Analytical Method:							
Field pH	6.74	Std. Units		1		03/02/16 08:24		
Field Temperature	21.7	deg C		1		03/02/16 08:24		
Field Specific Conductance	3630	umhos/cm		1		03/02/16 08:24		
Field Turbidity	2.39	NTU		1		03/02/16 08:24		
Total Well Depth	196.25	feet		1		03/02/16 08:24		
Elevation Water Level	450.23	ft/msl		1		03/02/16 08:24		
Collar Elevation	463.42	ft/msl		1		03/02/16 08:24		
Depth to Water	13.19	feet		1		03/02/16 08:24		
300.0 IC Anions 28 Days	Analytical Method: EPA 300.0							
Chloride	588	mg/L	25.0	100		03/08/16 01:32	16887-00-6	
Fluoride	1.4	mg/L	1.0	10		03/08/16 01:18	16984-48-8	
Sulfate	29.6	mg/L	2.5	10		03/08/16 01:18	14808-79-8	
6010 MET ICP	Analytical Method: EPA 6010 Preparation Method: EPA 3010							
Barium	1050	ug/L	10.0	1	03/03/16 19:54	03/10/16 13:09	7440-39-3	
Boron	2070	ug/L	100	1	03/03/16 19:54	03/10/16 13:09	7440-42-8	
Calcium	134000	ug/L	500	1	03/03/16 19:54	03/10/16 13:09	7440-70-2	
Cobalt	5.4	ug/L	5.0	1	03/03/16 19:54	03/10/16 13:09	7440-48-4	
Iron	2830	ug/L	50.0	1	03/03/16 19:54	03/10/16 13:09	7439-89-6	
Magnesium	104000	ug/L	500	1	03/03/16 19:54	03/10/16 13:09	7439-95-4	
Manganese	21.8	ug/L	5.0	1	03/03/16 19:54	03/10/16 13:09	7439-96-5	
Nickel	35.3	ug/L	10.0	1	03/03/16 19:54	03/10/16 13:09	7440-02-0	
Sodium	387000	ug/L	5000	5	03/03/16 19:54	03/11/16 11:13	7440-23-5	
Total Hardness by 2340B	765000	ug/L	1000	1	03/03/16 19:54	03/10/16 13:09		
Zinc	ND	ug/L	20.0	1	03/03/16 19:54	03/10/16 13:09	7440-66-6	
6020 MET ICPMS	Analytical Method: EPA 6020 Preparation Method: EPA 200.2							
Antimony	ND	ug/L	5.0	1	03/04/16 09:30	03/07/16 19:51	7440-36-0	
Arsenic	ND	ug/L	5.0	1	03/04/16 09:30	03/07/16 19:51	7440-38-2	
Beryllium	ND	ug/L	2.0	1	03/04/16 09:30	03/07/16 19:51	7440-41-7	
Cadmium	ND	ug/L	0.20	1	03/04/16 09:30	03/07/16 19:51	7440-43-9	

REPORT OF LABORATORY ANALYSIS

This report shall not be reproduced, except in full,
without the written consent of Pace Analytical Services, Inc..

Pace Analytical
www.pacelabs.com

Pace Analytical Services, Inc.
Not NELAP Accredited
4860 Blazer Parkway
Dublin, OH 43017
(614)486-5421

Pace Analytical Services, Inc.
7726 Moller Road
Indianapolis, IN 46268
(317)228-3100

ANALYTICAL RESULTS

Project: Bridgeton Landfill 1Q 2016
Pace Project No.: 50139618

Sample: PZ-106-SD **Lab ID: 50139618009** Collected: 03/02/16 08:50 Received: 03/03/16 08:40 Matrix: Water

Parameters	Results	Units	Report Limit	DF	Prepared	Analyzed	CAS No.	Qual
6020 MET ICPMS	Analytical Method: EPA 6020 Preparation Method: EPA 200.2							
Chromium	**16.1**	ug/L	5.0	1	03/04/16 09:30	03/07/16 19:51	7440-47-3	
Copper	ND	ug/L	5.0	1	03/04/16 09:30	03/07/16 19:51	7440-50-8	
Lead	ND	ug/L	5.0	1	03/04/16 09:30	03/07/16 19:51	7439-92-1	
Selenium	ND	ug/L	5.0	1	03/04/16 09:30	03/07/16 19:51	7782-49-2	
Silver	ND	ug/L	5.0	1	03/04/16 09:30	03/07/16 19:51	7440-22-4	
Thallium	ND	ug/L	2.0	1	03/04/16 09:30	03/07/16 19:51	7440-28-0	
Vanadium	ND	ug/L	10.0	1	03/04/16 09:30	03/07/16 19:51	7440-62-2	
7470 Mercury	Analytical Method: EPA 7470 Preparation Method: EPA 7470							
Mercury	ND	ug/L	0.20	1	03/23/16 11:43	03/23/16 18:34	7439-97-6	
8270 MSSV APP IX waters	Analytical Method: EPA 8270 Preparation Method: EPA 3510							
Acenaphthene	ND	ug/L	10.0	1	03/04/16 15:03	03/06/16 16:09	83-32-9	
Acenaphthylene	ND	ug/L	10.0	1	03/04/16 15:03	03/06/16 16:09	208-96-8	
Acetophenone	ND	ug/L	10.0	1	03/04/16 15:03	03/06/16 16:09	98-86-2	
2-Acetylaminofluorene	ND	ug/L	10.0	1	03/04/16 15:03	03/06/16 16:09	53-96-3	
4-Aminobiphenyl	ND	ug/L	10.0	1	03/04/16 15:03	03/06/16 16:09	92-67-1	
Anthracene	ND	ug/L	10.0	1	03/04/16 15:03	03/06/16 16:09	120-12-7	
Benzo(a)anthracene	ND	ug/L	10.0	1	03/04/16 15:03	03/06/16 16:09	56-55-3	
Benzo(a)pyrene	ND	ug/L	10.0	1	03/04/16 15:03	03/06/16 16:09	50-32-8	
Benzo(b)fluoranthene	ND	ug/L	10.0	1	03/04/16 15:03	03/06/16 16:09	205-99-2	
Benzo(g,h,i)perylene	ND	ug/L	10.0	1	03/04/16 15:03	03/06/16 16:09	191-24-2	
Benzo(k)fluoranthene	ND	ug/L	10.0	1	03/04/16 15:03	03/06/16 16:09	207-08-9	
Benzyl alcohol	ND	ug/L	10.0	1	03/04/16 15:03	03/06/16 16:09	100-51-6	
4-Bromophenylphenyl ether	ND	ug/L	10.0	1	03/04/16 15:03	03/06/16 16:09	101-55-3	
Butylbenzylphthalate	ND	ug/L	10.0	1	03/04/16 15:03	03/06/16 16:09	85-68-7	
4-Chloro-3-methylphenol	ND	ug/L	10.0	1	03/04/16 15:03	03/06/16 16:09	59-50-7	
4-Chloroaniline	ND	ug/L	10.0	1	03/04/16 15:03	03/06/16 16:09	106-47-8	
Chlorobenzilate	ND	ug/L	10.0	1	03/04/16 15:03	03/06/16 16:09	510-15-6	
bis(2-Chloroethoxy)methane	ND	ug/L	10.0	1	03/04/16 15:03	03/06/16 16:09	111-91-1	
bis(2-Chloroethyl) ether	ND	ug/L	10.0	1	03/04/16 15:03	03/06/16 16:09	111-44-4	
bis(2-Chloroisopropyl) ether	ND	ug/L	10.0	1	03/04/16 15:03	03/06/16 16:09	108-60-1	
2-Chloronaphthalene	ND	ug/L	10.0	1	03/04/16 15:03	03/06/16 16:09	91-58-7	
2-Chlorophenol	ND	ug/L	10.0	1	03/04/16 15:03	03/06/16 16:09	95-57-8	
4-Chlorophenylphenyl ether	ND	ug/L	10.0	1	03/04/16 15:03	03/06/16 16:09	7005-72-3	
Chrysene	ND	ug/L	10.0	1	03/04/16 15:03	03/06/16 16:09	218-01-9	
Diallate	ND	ug/L	10.0	1	03/04/16 15:03	03/06/16 16:09	2303-16-4	
Dibenz(a,h)anthracene	ND	ug/L	10.0	1	03/04/16 15:03	03/06/16 16:09	53-70-3	
Dibenzofuran	ND	ug/L	10.0	1	03/04/16 15:03	03/06/16 16:09	132-64-9	
3,3'-Dichlorobenzidine	ND	ug/L	20.0	1	03/04/16 15:03	03/06/16 16:09	91-94-1	
2,4-Dichlorophenol	ND	ug/L	10.0	1	03/04/16 15:03	03/06/16 16:09	120-83-2	
2,6-Dichlorophenol	ND	ug/L	10.0	1	03/04/16 15:03	03/06/16 16:09	87-65-0	
Diethylphthalate	ND	ug/L	10.0	1	03/04/16 15:03	03/06/16 16:09	84-66-2	
Dimethoate	ND	ug/L	10.0	1	03/04/16 15:03	03/06/16 16:09	60-51-5	
P-Dimethylaminoazobenzene	ND	ug/L	10.0	1	03/04/16 15:03	03/06/16 16:09	60-11-7	
7,12-Dimethylbenz(a)anthracene	ND	ug/L	20.0	1	03/04/16 15:03	03/06/16 16:09	57-97-6	

This report shall not be reproduced, except in full,
without the written consent of Pace Analytical Services, Inc..

Pace Analytical®
www.pacelabs.com

Pace Analytical Services, Inc.
Not NELAP Accredited
4860 Blazer Parkway
Dublin, OH 43017
(614)486-5421

Pace Analytical Services, Inc.
7726 Moller Road
Indianapolis, IN 46268
(317)228-3100

ANALYTICAL RESULTS

Project: Bridgeton Landfill 1Q 2016
Pace Project No.: 50139618

Sample: PZ-106-SD **Lab ID: 50139618009** Collected: 03/02/16 08:50 Received: 03/03/16 08:40 Matrix: Water

Parameters	Results	Units	Report Limit	DF	Prepared	Analyzed	CAS No.	Qual
8270 MSSV APP IX waters	Analytical Method: EPA 8270 Preparation Method: EPA 3510							
3,3'-Dimethylbenzidine	ND	ug/L	20.0	1	03/04/16 15:03	03/06/16 16:09	119-93-7	
2,4-Dimethylphenol	ND	ug/L	10.0	1	03/04/16 15:03	03/06/16 16:09	105-67-9	
Dimethylphthalate	ND	ug/L	10.0	1	03/04/16 15:03	03/06/16 16:09	131-11-3	
Di-n-butylphthalate	ND	ug/L	10.0	1	03/04/16 15:03	03/06/16 16:09	84-74-2	
4,6-Dinitro-2-methylphenol	ND	ug/L	50.0	1	03/04/16 15:03	03/06/16 16:09	534-52-1	
1,3-Dinitrobenzene	ND	ug/L	50.0	1	03/04/16 15:03	03/06/16 16:09	99-65-0	
1,4-Dinitrobenzene	ND	ug/L	10.0	1	03/04/16 15:03	03/06/16 16:09	100-25-4	
2,4-Dinitrophenol	ND	ug/L	50.0	1	03/04/16 15:03	03/06/16 16:09	51-28-5	
2,4-Dinitrotoluene	ND	ug/L	10.0	1	03/04/16 15:03	03/06/16 16:09	121-14-2	
2,6-Dinitrotoluene	ND	ug/L	10.0	1	03/04/16 15:03	03/06/16 16:09	606-20-2	
Di-n-octylphthalate	ND	ug/L	10.0	1	03/04/16 15:03	03/06/16 16:09	117-84-0	
Dinoseb	ND	ug/L	10.0	1	03/04/16 15:03	03/06/16 16:09	88-85-7	
Diphenylamine	ND	ug/L	10.0	1	03/04/16 15:03	03/06/16 16:09	122-39-4	
Disulfoton	ND	ug/L	10.0	1	03/04/16 15:03	03/06/16 16:09	298-04-4	
bis(2-Ethylhexyl)phthalate	ND	ug/L	10.0	1	03/04/16 15:03	03/06/16 16:09	117-81-7	
Ethyl methanesulfonate	ND	ug/L	10.0	1	03/04/16 15:03	03/06/16 16:09	62-50-0	
Famphur	ND	ug/L	200	1	03/04/16 15:03	03/06/16 16:09	52-85-7	
Fluoranthene	ND	ug/L	10.0	1	03/04/16 15:03	03/06/16 16:09	206-44-0	
Fluorene	ND	ug/L	10.0	1	03/04/16 15:03	03/06/16 16:09	86-73-7	
Hexachloro-1,3-butadiene	ND	ug/L	10.0	1	03/04/16 15:03	03/06/16 16:09	87-68-3	
Hexachlorobenzene	ND	ug/L	10.0	1	03/04/16 15:03	03/06/16 16:09	118-74-1	
Hexachlorocyclopentadiene	ND	ug/L	10.0	1	03/04/16 15:03	03/06/16 16:09	77-47-4	
Hexachloroethane	ND	ug/L	10.0	1	03/04/16 15:03	03/06/16 16:09	67-72-1	
Hexachlorophene	ND	ug/L	200	1	03/04/16 15:03	03/06/16 16:09	70-30-4	
Hexachloropropene	ND	ug/L	10.0	1	03/04/16 15:03	03/06/16 16:09	1888-71-7	
Indeno(1,2,3-cd)pyrene	ND	ug/L	10.0	1	03/04/16 15:03	03/06/16 16:09	193-39-5	
Isodrin	ND	ug/L	10.0	1	03/04/16 15:03	03/06/16 16:09	465-73-6	
Isophorone	ND	ug/L	10.0	1	03/04/16 15:03	03/06/16 16:09	78-59-1	
Isosafrole	ND	ug/L	10.0	1	03/04/16 15:03	03/06/16 16:09	120-58-1	
Kepone	ND	ug/L	200	1	03/04/16 15:03	03/06/16 16:09	143-50-0	
Methapyrilene	ND	ug/L	10.0	1	03/04/16 15:03	03/06/16 16:09	91-80-5	
3-Methylcholanthrene	ND	ug/L	10.0	1	03/04/16 15:03	03/06/16 16:09	56-49-5	
Methyl methanesulfonate	ND	ug/L	10.0	1	03/04/16 15:03	03/06/16 16:09	66-27-3	
2-Methylnaphthalene	ND	ug/L	10.0	1	03/04/16 15:03	03/06/16 16:09	91-57-6	
Methyl parathion	ND	ug/L	10.0	1	03/04/16 15:03	03/06/16 16:09	298-00-0	
2-Methylphenol(o-Cresol)	ND	ug/L	10.0	1	03/04/16 15:03	03/06/16 16:09	95-48-7	
3&4-Methylphenol(m&p Cresol)	ND	ug/L	10.0	1	03/04/16 15:03	03/06/16 16:09		
1-Naphthalenamine	ND	ug/L	50.0	1	03/04/16 15:03	03/06/16 16:09	134-32-7	
2-Naphthalenamine	ND	ug/L	10.0	1	03/04/16 15:03	03/06/16 16:09	91-59-8	
Naphthalene	ND	ug/L	10.0	1	03/04/16 15:03	03/06/16 16:09	91-20-3	
1,4-Naphthoquinone	ND	ug/L	50.0	1	03/04/16 15:03	03/06/16 16:09	130-15-4	
2-Nitroaniline	ND	ug/L	50.0	1	03/04/16 15:03	03/06/16 16:09	88-74-4	
3-Nitroaniline	ND	ug/L	50.0	1	03/04/16 15:03	03/06/16 16:09	99-09-2	
4-Nitroaniline	ND	ug/L	50.0	1	03/04/16 15:03	03/06/16 16:09	100-01-6	
Nitrobenzene	ND	ug/L	10.0	1	03/04/16 15:03	03/06/16 16:09	98-95-3	
2-Nitrophenol	ND	ug/L	10.0	1	03/04/16 15:03	03/06/16 16:09	88-75-5	
4-Nitrophenol	ND	ug/L	50.0	1	03/04/16 15:03	03/06/16 16:09	100-02-7	

This report shall not be reproduced, except in full,
without the written consent of Pace Analytical Services, Inc..

Pace Analytical
www.pacelabs.com

Pace Analytical Services, Inc.
Not NELAP Accredited
4860 Blazer Parkway
Dublin, OH 43017
(614)486-5421

Pace Analytical Services, Inc.
7726 Moller Road
Indianapolis, IN 46268
(317)228-3100

ANALYTICAL RESULTS

Project: Bridgeton Landfill 1Q 2016
Pace Project No.: 50139618

Sample: PZ-106-SD **Lab ID: 50139618009** Collected: 03/02/16 08:50 Received: 03/03/16 08:40 Matrix: Water

Parameters	Results	Units	Report Limit	DF	Prepared	Analyzed	CAS No.	Qual
8270 MSSV APP IX waters	Analytical Method: EPA 8270 Preparation Method: EPA 3510							
5-Nitro-o-toluidine	ND	ug/L	10.0	1	03/04/16 15:03	03/06/16 16:09	99-55-8	
N-Nitrosodiethylamine	ND	ug/L	10.0	1	03/04/16 15:03	03/06/16 16:09	55-18-5	
N-Nitrosodimethylamine	ND	ug/L	10.0	1	03/04/16 15:03	03/06/16 16:09	62-75-9	
N-Nitroso-di-n-butylamine	ND	ug/L	10.0	1	03/04/16 15:03	03/06/16 16:09	924-16-3	
N-Nitroso-di-n-propylamine	ND	ug/L	50.0	1	03/04/16 15:03	03/06/16 16:09	621-64-7	
N-Nitrosomethylethylamine	ND	ug/L	10.0	1	03/04/16 15:03	03/06/16 16:09	10595-95-6	
N-Nitrosomorpholine	ND	ug/L	10.0	1	03/04/16 15:03	03/06/16 16:09	59-89-2	
N-Nitrosopiperidine	ND	ug/L	10.0	1	03/04/16 15:03	03/06/16 16:09	100-75-4	
N-Nitrosopyrrolidine	ND	ug/L	10.0	1	03/04/16 15:03	03/06/16 16:09	930-55-2	
O,O,O-Triethylphosphorothioate	ND	ug/L	10.0	1	03/04/16 15:03	03/06/16 16:09	126-68-1	
Parathion (Ethyl parathion)	ND	ug/L	10.0	1	03/04/16 15:03	03/06/16 16:09	56-38-2	
Pentachlorobenzene	ND	ug/L	10.0	1	03/04/16 15:03	03/06/16 16:09	608-93-5	
Pentachloronitrobenzene	ND	ug/L	10.0	1	03/04/16 15:03	03/06/16 16:09	82-68-8	
Pentachlorophenol	ND	ug/L	50.0	1	03/04/16 15:03	03/06/16 16:09	87-86-5	
Phenacetin	ND	ug/L	10.0	1	03/04/16 15:03	03/06/16 16:09	62-44-2	
Phenanthrene	ND	ug/L	10.0	1	03/04/16 15:03	03/06/16 16:09	85-01-8	
Phenol	ND	ug/L	10.0	1	03/04/16 15:03	03/06/16 16:09	108-95-2	
p-Phenylenediamine	ND	ug/L	20.0	1	03/04/16 15:03	03/06/16 16:09	106-50-3	
Phorate	ND	ug/L	10.0	1	03/04/16 15:03	03/06/16 16:09	298-02-2	
Pronamide	ND	ug/L	10.0	1	03/04/16 15:03	03/06/16 16:09	23950-58-5	
Pyrene	ND	ug/L	10.0	1	03/04/16 15:03	03/06/16 16:09	129-00-0	
Safrole	ND	ug/L	10.0	1	03/04/16 15:03	03/06/16 16:09	94-59-7	
1,2,4,5-Tetrachlorobenzene	ND	ug/L	10.0	1	03/04/16 15:03	03/06/16 16:09	95-94-3	
2,3,4,6-Tetrachlorophenol	ND	ug/L	10.0	1	03/04/16 15:03	03/06/16 16:09	58-90-2	
Thionazin	ND	ug/L	10.0	1	03/04/16 15:03	03/06/16 16:09	297-97-2	
O-Toluidine	ND	ug/L	10.0	1	03/04/16 15:03	03/06/16 16:09	95-53-4	
1,2,4-Trichlorobenzene	ND	ug/L	10.0	1	03/04/16 15:03	03/06/16 16:09	120-82-1	
2,4,5-Trichlorophenol	ND	ug/L	10.0	1	03/04/16 15:03	03/06/16 16:09	95-95-4	
2,4,6-Trichlorophenol	ND	ug/L	10.0	1	03/04/16 15:03	03/06/16 16:09	88-06-2	
1,3,5-Trinitrobenzene	ND	ug/L	20.0	1	03/04/16 15:03	03/06/16 16:09	99-35-4	
Surrogates								
Nitrobenzene-d5 (S)	82	%.	38-124	1	03/04/16 15:03	03/06/16 16:09	4165-60-0	
2-Fluorobiphenyl (S)	66	%.	33-114	1	03/04/16 15:03	03/06/16 16:09	321-60-8	
p-Terphenyl-d14 (S)	35	%.	10-113	1	03/04/16 15:03	03/06/16 16:09	1718-51-0	
Phenol-d5 (S)	41	%.	10-58	1	03/04/16 15:03	03/06/16 16:09	4165-62-2	
2-Fluorophenol (S)	53	%.	11-79	1	03/04/16 15:03	03/06/16 16:09	367-12-4	
2,4,6-Tribromophenol (S)	111	%.	29-158	1	03/04/16 15:03	03/06/16 16:09	118-79-6	
8260 MSV	Analytical Method: EPA 8260							
Acetone	ND	ug/L	10.0	1		03/08/16 17:47	67-64-1	
Acetonitrile	ND	ug/L	100	1		03/08/16 17:47	75-05-8	
Acrolein	ND	ug/L	50.0	1		03/08/16 17:47	107-02-8	
Acrylonitrile	ND	ug/L	100	1		03/08/16 17:47	107-13-1	
Allyl chloride	ND	ug/L	5.0	1		03/08/16 17:47	107-05-1	N2
Benzene	ND	ug/L	5.0	1		03/08/16 17:47	71-43-2	
Bromochloromethane	ND	ug/L	5.0	1		03/08/16 17:47	74-97-5	
Bromodichloromethane	ND	ug/L	5.0	1		03/08/16 17:47	75-27-4	

REPORT OF LABORATORY ANALYSIS

This report shall not be reproduced, except in full,
without the written consent of Pace Analytical Services, Inc..

Pace Analytical®
www.pacelabs.com

Pace Analytical Services, Inc.
Not NELAP Accredited
4860 Blazer Parkway
Dublin, OH 43017
(614)486-5421

Pace Analytical Services, Inc.
7726 Moller Road
Indianapolis, IN 46268
(317)228-3100

ANALYTICAL RESULTS

Project: Bridgeton Landfill 1Q 2016
Pace Project No.: 50139618

Sample: PZ-106-SD **Lab ID: 50139618009** Collected: 03/02/16 08:50 Received: 03/03/16 08:40 Matrix: Water

Parameters	Results	Units	Report Limit	DF	Prepared	Analyzed	CAS No.	Qual
8260 MSV	Analytical Method: EPA 8260							
Bromoform	ND	ug/L	5.0	1		03/08/16 17:47	75-25-2	
Bromomethane	ND	ug/L	10.0	1		03/08/16 17:47	74-83-9	
2-Butanone (MEK)	ND	ug/L	10.0	1		03/08/16 17:47	78-93-3	
Carbon disulfide	ND	ug/L	10.0	1		03/08/16 17:47	75-15-0	
Carbon tetrachloride	ND	ug/L	5.0	1		03/08/16 17:47	56-23-5	
Chlorobenzene	ND	ug/L	5.0	1		03/08/16 17:47	108-90-7	
Chloroethane	ND	ug/L	10.0	1		03/08/16 17:47	75-00-3	
Chloroform	ND	ug/L	5.0	1		03/08/16 17:47	67-66-3	
Chloromethane	ND	ug/L	10.0	1		03/08/16 17:47	74-87-3	
Chloroprene	ND	ug/L	100	1		03/08/16 17:47	126-99-8	N2
1,2-Dibromo-3-chloropropane	ND	ug/L	5.0	1		03/08/16 17:47	96-12-8	
Dibromochloromethane	ND	ug/L	5.0	1		03/08/16 17:47	124-48-1	
1,2-Dibromoethane (EDB)	ND	ug/L	5.0	1		03/08/16 17:47	106-93-4	
Dibromomethane	ND	ug/L	10.0	1		03/08/16 17:47	74-95-3	
1,2-Dichlorobenzene	ND	ug/L	5.0	1		03/08/16 17:47	95-50-1	
1,3-Dichlorobenzene	ND	ug/L	5.0	1		03/08/16 17:47	541-73-1	
1,4-Dichlorobenzene	ND	ug/L	5.0	1		03/08/16 17:47	106-46-7	
trans-1,4-Dichloro-2-butene	ND	ug/L	10.0	1		03/08/16 17:47	110-57-6	
Dichlorodifluoromethane	ND	ug/L	5.0	1		03/08/16 17:47	75-71-8	
1,1-Dichloroethane	ND	ug/L	5.0	1		03/08/16 17:47	75-34-3	
1,2-Dichloroethane	ND	ug/L	5.0	1		03/08/16 17:47	107-06-2	
1,1-Dichloroethene	ND	ug/L	5.0	1		03/08/16 17:47	75-35-4	
cis-1,2-Dichloroethene	ND	ug/L	5.0	1		03/08/16 17:47	156-59-2	
trans-1,2-Dichloroethene	ND	ug/L	5.0	1		03/08/16 17:47	156-60-5	
1,2-Dichloropropane	ND	ug/L	5.0	1		03/08/16 17:47	78-87-5	
1,3-Dichloropropane	ND	ug/L	5.0	1		03/08/16 17:47	142-28-9	
2,2-Dichloropropane	ND	ug/L	5.0	1		03/08/16 17:47	594-20-7	
1,1-Dichloropropene	ND	ug/L	5.0	1		03/08/16 17:47	563-58-6	
cis-1,3-Dichloropropene	ND	ug/L	5.0	1		03/08/16 17:47	10061-01-5	
trans-1,3-Dichloropropene	ND	ug/L	5.0	1		03/08/16 17:47	10061-02-6	
Ethylbenzene	ND	ug/L	5.0	1		03/08/16 17:47	100-41-4	
Ethyl methacrylate	ND	ug/L	100	1		03/08/16 17:47	97-63-2	
2-Hexanone	ND	ug/L	10.0	1		03/08/16 17:47	591-78-6	
Iodomethane	ND	ug/L	5.0	1		03/08/16 17:47	74-88-4	
Isobutanol	ND	ug/L	100	1		03/08/16 17:47	78-83-1	N2
Methacrylonitrile	ND	ug/L	100	1		03/08/16 17:47	126-98-7	N2
Methylene Chloride	ND	ug/L	5.0	1		03/08/16 17:47	75-09-2	
Methyl methacrylate	ND	ug/L	100	1		03/08/16 17:47	80-62-6	N2
4-Methyl-2-pentanone (MIBK)	ND	ug/L	10.0	1		03/08/16 17:47	108-10-1	
Propionitrile	ND	ug/L	100	1		03/08/16 17:47	107-12-0	N2
Styrene	ND	ug/L	5.0	1		03/08/16 17:47	100-42-5	
1,1,1,2-Tetrachloroethane	ND	ug/L	5.0	1		03/08/16 17:47	630-20-6	
1,1,2,2-Tetrachloroethane	ND	ug/L	5.0	1		03/08/16 17:47	79-34-5	
Tetrachloroethene	ND	ug/L	5.0	1		03/08/16 17:47	127-18-4	
Toluene	ND	ug/L	5.0	1		03/08/16 17:47	108-88-3	
1,1,1-Trichloroethane	ND	ug/L	5.0	1		03/08/16 17:47	71-55-6	
1,1,2-Trichloroethane	ND	ug/L	5.0	1		03/08/16 17:47	79-00-5	

REPORT OF LABORATORY ANALYSIS

This report shall not be reproduced, except in full,
without the written consent of Pace Analytical Services, Inc..

Pace Analytical
www.pacelabs.com

Pace Analytical Services, Inc.
Not NELAP Accredited
4860 Blazer Parkway
Dublin, OH 43017
(614)486-5421

Pace Analytical Services, Inc.
7726 Moller Road
Indianapolis, IN 46268
(317)228-3100

ANALYTICAL RESULTS

Project: Bridgeton Landfill 1Q 2016
Pace Project No.: 50139618

Sample: PZ-106-SD **Lab ID: 50139618009** Collected: 03/02/16 08:50 Received: 03/03/16 08:40 Matrix: Water

Parameters	Results	Units	Report Limit	DF	Prepared	Analyzed	CAS No.	Qual
8260 MSV	Analytical Method: EPA 8260							
Trichloroethene	ND	ug/L	5.0	1		03/08/16 17:47	79-01-6	
Trichlorofluoromethane	ND	ug/L	10.0	1		03/08/16 17:47	75-69-4	
1,2,3-Trichloropropane	ND	ug/L	5.0	1		03/08/16 17:47	96-18-4	
Vinyl acetate	ND	ug/L	10.0	1		03/08/16 17:47	108-05-4	
Vinyl chloride	ND	ug/L	2.0	1		03/08/16 17:47	75-01-4	
Xylene (Total)	ND	ug/L	5.0	1		03/08/16 17:47	1330-20-7	
Surrogates								
Dibromofluoromethane (S)	98	%.	84-118	1		03/08/16 17:47	1868-53-7	
4-Bromofluorobenzene (S)	99	%.	79-116	1		03/08/16 17:47	460-00-4	
Toluene-d8 (S)	98	%.	86-110	1		03/08/16 17:47	2037-26-5	
2540C Total Dissolved Solids	Analytical Method: SM 2540C							
Total Dissolved Solids	**2010**	mg/L	20.0	1		03/07/16 06:55		
410.4 COD	Analytical Method: EPA 410.4 Preparation Method: EPA 410.4							
Chemical Oxygen Demand	**457**	mg/L	10.0	1	03/15/16 09:13	03/15/16 11:40		
353.2 Nitrogen, NO2/NO3 pres.	Analytical Method: EPA 353.2							
Nitrogen, NO2 plus NO3	ND	mg/L	0.10	1		03/08/16 09:23		
365.1 Total Phosphorus	Analytical Method: EPA 365.1 Preparation Method: EPA 365.1							
Phosphorus	**0.10**	mg/L	0.050	1	03/07/16 14:30	03/08/16 15:17	7723-14-0	
4500 Ammonia Water	Analytical Method: SM 4500-NH3 G							
Nitrogen, Ammonia	**79.3**	mg/L	1.0	10		03/09/16 10:36	7664-41-7	
5310C TOC	Analytical Method: SM 5310C							
Total Organic Carbon	**138**	mg/L	40.0	40		03/18/16 17:30	7440-44-0	

Sample: PZ-106-SD Dup **Lab ID: 50139618010** Collected: 03/02/16 08:50 Received: 03/03/16 08:40 Matrix: Water

Parameters	Results	Units	Report Limit	DF	Prepared	Analyzed	CAS No.	Qual
300.0 IC Anions 28 Days	Analytical Method: EPA 300.0							
Chloride	**594**	mg/L	25.0	100		03/08/16 02:01	16887-00-6	
Fluoride	**1.5**	mg/L	1.0	10		03/08/16 01:46	16984-48-8	
Sulfate	**32.9**	mg/L	2.5	10		03/08/16 01:46	14808-79-8	
6010 MET ICP	Analytical Method: EPA 6010 Preparation Method: EPA 3010							
Barium	**1060**	ug/L	10.0	1	03/03/16 19:54	03/10/16 13:12	7440-39-3	
Boron	**2110**	ug/L	100	1	03/03/16 19:54	03/10/16 13:12	7440-42-8	
Calcium	**138000**	ug/L	500	1	03/03/16 19:54	03/10/16 13:12	7440-70-2	
Cobalt	**5.6**	ug/L	5.0	1	03/03/16 19:54	03/10/16 13:12	7440-48-4	
Iron	**2890**	ug/L	50.0	1	03/03/16 19:54	03/10/16 13:12	7439-89-6	

REPORT OF LABORATORY ANALYSIS

This report shall not be reproduced, except in full,
without the written consent of Pace Analytical Services, Inc..

Pace Analytical®
www.pacelabs.com

Pace Analytical Services, Inc.
Not NELAP Accredited
4860 Blazer Parkway
Dublin, OH 43017
(614)486-5421

Pace Analytical Services, Inc.
7726 Moller Road
Indianapolis, IN 46268
(317)228-3100

ANALYTICAL RESULTS

Project: Bridgeton Landfill 1Q 2016
Pace Project No.: 50139618

Sample: PZ-106-SD Dup **Lab ID: 50139618010** Collected: 03/02/16 08:50 Received: 03/03/16 08:40 Matrix: Water

Parameters	Results	Units	Report Limit	DF	Prepared	Analyzed	CAS No.	Qual
6010 MET ICP	Analytical Method: EPA 6010 Preparation Method: EPA 3010							
Magnesium	**106000**	ug/L	500	1	03/03/16 19:54	03/10/16 13:12	7439-95-4	
Manganese	**23.0**	ug/L	5.0	1	03/03/16 19:54	03/10/16 13:12	7439-96-5	
Nickel	**36.6**	ug/L	10.0	1	03/03/16 19:54	03/10/16 13:12	7440-02-0	
Sodium	**387000**	ug/L	5000	5	03/03/16 19:54	03/11/16 11:15	7440-23-5	
Total Hardness by 2340B	**782000**	ug/L	1000	1	03/03/16 19:54	03/10/16 13:12		
Zinc	ND	ug/L	20.0	1	03/03/16 19:54	03/10/16 13:12	7440-66-6	
6020 MET ICPMS	Analytical Method: EPA 6020 Preparation Method: EPA 200.2							
Antimony	ND	ug/L	5.0	1	03/04/16 09:30	03/07/16 19:56	7440-36-0	
Arsenic	ND	ug/L	5.0	1	03/04/16 09:30	03/07/16 19:56	7440-38-2	
Beryllium	ND	ug/L	2.0	1	03/04/16 09:30	03/07/16 19:56	7440-41-7	
Cadmium	ND	ug/L	0.20	1	03/04/16 09:30	03/07/16 19:56	7440-43-9	
Chromium	**17.1**	ug/L	5.0	1	03/04/16 09:30	03/07/16 19:56	7440-47-3	
Copper	ND	ug/L	5.0	1	03/04/16 09:30	03/07/16 19:56	7440-50-8	
Lead	ND	ug/L	5.0	1	03/04/16 09:30	03/07/16 19:56	7439-92-1	
Selenium	ND	ug/L	5.0	1	03/04/16 09:30	03/07/16 19:56	7782-49-2	
Silver	ND	ug/L	5.0	1	03/04/16 09:30	03/07/16 19:56	7440-22-4	
Thallium	ND	ug/L	2.0	1	03/04/16 09:30	03/07/16 19:56	7440-28-0	
Vanadium	ND	ug/L	10.0	1	03/04/16 09:30	03/07/16 19:56	7440-62-2	
7470 Mercury	Analytical Method: EPA 7470 Preparation Method: EPA 7470							
Mercury	ND	ug/L	0.20	1	03/23/16 11:43	03/23/16 18:36	7439-97-6	
8270 MSSV APP IX waters	Analytical Method: EPA 8270 Preparation Method: EPA 3510							
Acenaphthene	ND	ug/L	10.0	1	03/04/16 15:03	03/06/16 16:30	83-32-9	
Acenaphthylene	ND	ug/L	10.0	1	03/04/16 15:03	03/06/16 16:30	208-96-8	
Acetophenone	ND	ug/L	10.0	1	03/04/16 15:03	03/06/16 16:30	98-86-2	
2-Acetylaminofluorene	ND	ug/L	10.0	1	03/04/16 15:03	03/06/16 16:30	53-96-3	
4-Aminobiphenyl	ND	ug/L	10.0	1	03/04/16 15:03	03/06/16 16:30	92-67-1	
Anthracene	ND	ug/L	10.0	1	03/04/16 15:03	03/06/16 16:30	120-12-7	
Benzo(a)anthracene	ND	ug/L	10.0	1	03/04/16 15:03	03/06/16 16:30	56-55-3	
Benzo(a)pyrene	ND	ug/L	10.0	1	03/04/16 15:03	03/06/16 16:30	50-32-8	
Benzo(b)fluoranthene	ND	ug/L	10.0	1	03/04/16 15:03	03/06/16 16:30	205-99-2	
Benzo(g,h,i)perylene	ND	ug/L	10.0	1	03/04/16 15:03	03/06/16 16:30	191-24-2	
Benzo(k)fluoranthene	ND	ug/L	10.0	1	03/04/16 15:03	03/06/16 16:30	207-08-9	
Benzyl alcohol	ND	ug/L	10.0	1	03/04/16 15:03	03/06/16 16:30	100-51-6	
4-Bromophenylphenyl ether	ND	ug/L	10.0	1	03/04/16 15:03	03/06/16 16:30	101-55-3	
Butylbenzylphthalate	ND	ug/L	10.0	1	03/04/16 15:03	03/06/16 16:30	85-68-7	
4-Chloro-3-methylphenol	ND	ug/L	10.0	1	03/04/16 15:03	03/06/16 16:30	59-50-7	
4-Chloroaniline	ND	ug/L	10.0	1	03/04/16 15:03	03/06/16 16:30	106-47-8	
Chlorobenzilate	ND	ug/L	10.0	1	03/04/16 15:03	03/06/16 16:30	510-15-6	
bis(2-Chloroethoxy)methane	ND	ug/L	10.0	1	03/04/16 15:03	03/06/16 16:30	111-91-1	
bis(2-Chloroethyl) ether	ND	ug/L	10.0	1	03/04/16 15:03	03/06/16 16:30	111-44-4	
bis(2-Chloroisopropyl) ether	ND	ug/L	10.0	1	03/04/16 15:03	03/06/16 16:30	108-60-1	
2-Chloronaphthalene	ND	ug/L	10.0	1	03/04/16 15:03	03/06/16 16:30	91-58-7	
2-Chlorophenol	ND	ug/L	10.0	1	03/04/16 15:03	03/06/16 16:30	95-57-8	

REPORT OF LABORATORY ANALYSIS

This report shall not be reproduced, except in full,
without the written consent of Pace Analytical Services, Inc..

Pace Analytical®
www.pacelabs.com

Pace Analytical Services, Inc.
Not NELAP Accredited
4860 Blazer Parkway
Dublin, OH 43017
(614)486-5421

Pace Analytical Services, Inc.
7726 Moller Road
Indianapolis, IN 46268
(317)228-3100

ANALYTICAL RESULTS

Project: Bridgeton Landfill 1Q 2016
Pace Project No.: 50139618

Sample: PZ-106-SD Dup **Lab ID: 50139618010** Collected: 03/02/16 08:50 Received: 03/03/16 08:40 Matrix: Water

Parameters	Results	Units	Report Limit	DF	Prepared	Analyzed	CAS No.	Qual
8270 MSSV APP IX waters	Analytical Method: EPA 8270 Preparation Method: EPA 3510							
4-Chlorophenylphenyl ether	ND	ug/L	10.0	1	03/04/16 15:03	03/06/16 16:30	7005-72-3	
Chrysene	ND	ug/L	10.0	1	03/04/16 15:03	03/06/16 16:30	218-01-9	
Diallate	ND	ug/L	10.0	1	03/04/16 15:03	03/06/16 16:30	2303-16-4	
Dibenz(a,h)anthracene	ND	ug/L	10.0	1	03/04/16 15:03	03/06/16 16:30	53-70-3	
Dibenzofuran	ND	ug/L	10.0	1	03/04/16 15:03	03/06/16 16:30	132-64-9	
3,3'-Dichlorobenzidine	ND	ug/L	20.0	1	03/04/16 15:03	03/06/16 16:30	91-94-1	
2,4-Dichlorophenol	ND	ug/L	10.0	1	03/04/16 15:03	03/06/16 16:30	120-83-2	
2,6-Dichlorophenol	ND	ug/L	10.0	1	03/04/16 15:03	03/06/16 16:30	87-65-0	
Diethylphthalate	ND	ug/L	10.0	1	03/04/16 15:03	03/06/16 16:30	84-66-2	
Dimethoate	ND	ug/L	10.0	1	03/04/16 15:03	03/06/16 16:30	60-51-5	
P-Dimethylaminoazobenzene	ND	ug/L	10.0	1	03/04/16 15:03	03/06/16 16:30	60-11-7	
7,12-Dimethylbenz(a)anthracene	ND	ug/L	20.0	1	03/04/16 15:03	03/06/16 16:30	57-97-6	
3,3'-Dimethylbenzidine	ND	ug/L	20.0	1	03/04/16 15:03	03/06/16 16:30	119-93-7	
2,4-Dimethylphenol	ND	ug/L	10.0	1	03/04/16 15:03	03/06/16 16:30	105-67-9	
Dimethylphthalate	ND	ug/L	10.0	1	03/04/16 15:03	03/06/16 16:30	131-11-3	
Di-n-butylphthalate	ND	ug/L	10.0	1	03/04/16 15:03	03/06/16 16:30	84-74-2	
4,6-Dinitro-2-methylphenol	ND	ug/L	50.0	1	03/04/16 15:03	03/06/16 16:30	534-52-1	
1,3-Dinitrobenzene	ND	ug/L	50.0	1	03/04/16 15:03	03/06/16 16:30	99-65-0	
1,4-Dinitrobenzene	ND	ug/L	10.0	1	03/04/16 15:03	03/06/16 16:30	100-25-4	
2,4-Dinitrophenol	ND	ug/L	50.0	1	03/04/16 15:03	03/06/16 16:30	51-28-5	
2,4-Dinitrotoluene	ND	ug/L	10.0	1	03/04/16 15:03	03/06/16 16:30	121-14-2	
2,6-Dinitrotoluene	ND	ug/L	10.0	1	03/04/16 15:03	03/06/16 16:30	606-20-2	
Di-n-octylphthalate	ND	ug/L	10.0	1	03/04/16 15:03	03/06/16 16:30	117-84-0	
Dinoseb	ND	ug/L	10.0	1	03/04/16 15:03	03/06/16 16:30	88-85-7	
Diphenylamine	ND	ug/L	10.0	1	03/04/16 15:03	03/06/16 16:30	122-39-4	
Disulfoton	ND	ug/L	10.0	1	03/04/16 15:03	03/06/16 16:30	298-04-4	
bis(2-Ethylhexyl)phthalate	ND	ug/L	10.0	1	03/04/16 15:03	03/06/16 16:30	117-81-7	
Ethyl methanesulfonate	ND	ug/L	10.0	1	03/04/16 15:03	03/06/16 16:30	62-50-0	
Famphur	ND	ug/L	200	1	03/04/16 15:03	03/06/16 16:30	52-85-7	
Fluoranthene	ND	ug/L	10.0	1	03/04/16 15:03	03/06/16 16:30	206-44-0	
Fluorene	ND	ug/L	10.0	1	03/04/16 15:03	03/06/16 16:30	86-73-7	
Hexachloro-1,3-butadiene	ND	ug/L	10.0	1	03/04/16 15:03	03/06/16 16:30	87-68-3	
Hexachlorobenzene	ND	ug/L	10.0	1	03/04/16 15:03	03/06/16 16:30	118-74-1	
Hexachlorocyclopentadiene	ND	ug/L	10.0	1	03/04/16 15:03	03/06/16 16:30	77-47-4	
Hexachloroethane	ND	ug/L	10.0	1	03/04/16 15:03	03/06/16 16:30	67-72-1	
Hexachlorophene	ND	ug/L	200	1	03/04/16 15:03	03/06/16 16:30	70-30-4	
Hexachloropropene	ND	ug/L	10.0	1	03/04/16 15:03	03/06/16 16:30	1888-71-7	
Indeno(1,2,3-cd)pyrene	ND	ug/L	10.0	1	03/04/16 15:03	03/06/16 16:30	193-39-5	
Isodrin	ND	ug/L	10.0	1	03/04/16 15:03	03/06/16 16:30	465-73-6	
Isophorone	ND	ug/L	10.0	1	03/04/16 15:03	03/06/16 16:30	78-59-1	
Isosafrole	ND	ug/L	10.0	1	03/04/16 15:03	03/06/16 16:30	120-58-1	
Kepone	ND	ug/L	200	1	03/04/16 15:03	03/06/16 16:30	143-50-0	
Methapyrilene	ND	ug/L	10.0	1	03/04/16 15:03	03/06/16 16:30	91-80-5	
3-Methylcholanthrene	ND	ug/L	10.0	1	03/04/16 15:03	03/06/16 16:30	56-49-5	
Methyl methanesulfonate	ND	ug/L	10.0	1	03/04/16 15:03	03/06/16 16:30	66-27-3	
2-Methylnaphthalene	ND	ug/L	10.0	1	03/04/16 15:03	03/06/16 16:30	91-57-6	
Methyl parathion	ND	ug/L	10.0	1	03/04/16 15:03	03/06/16 16:30	298-00-0	

REPORT OF LABORATORY ANALYSIS

This report shall not be reproduced, except in full,
without the written consent of Pace Analytical Services, Inc..

Pace Analytical®
www.pacelabs.com

Pace Analytical Services, Inc.
Not NELAP Accredited
4860 Blazer Parkway
Dublin, OH 43017
(614)486-5421

Pace Analytical Services, Inc.
7726 Moller Road
Indianapolis, IN 46268
(317)228-3100

ANALYTICAL RESULTS

Project: Bridgeton Landfill 1Q 2016
Pace Project No.: 50139618

Sample: PZ-106-SD Dup **Lab ID: 50139618010** Collected: 03/02/16 08:50 Received: 03/03/16 08:40 Matrix: Water

Parameters	Results	Units	Report Limit	DF	Prepared	Analyzed	CAS No.	Qual
8270 MSSV APP IX waters	Analytical Method: EPA 8270 Preparation Method: EPA 3510							
2-Methylphenol(o-Cresol)	ND	ug/L	10.0	1	03/04/16 15:03	03/06/16 16:30	95-48-7	
3&4-Methylphenol(m&p Cresol)	ND	ug/L	10.0	1	03/04/16 15:03	03/06/16 16:30		
1-Naphthalenamine	ND	ug/L	50.0	1	03/04/16 15:03	03/06/16 16:30	134-32-7	
2-Naphthalenamine	ND	ug/L	10.0	1	03/04/16 15:03	03/06/16 16:30	91-59-8	
Naphthalene	ND	ug/L	10.0	1	03/04/16 15:03	03/06/16 16:30	91-20-3	
1,4-Naphthoquinone	ND	ug/L	50.0	1	03/04/16 15:03	03/06/16 16:30	130-15-4	
2-Nitroaniline	ND	ug/L	50.0	1	03/04/16 15:03	03/06/16 16:30	88-74-4	
3-Nitroaniline	ND	ug/L	50.0	1	03/04/16 15:03	03/06/16 16:30	99-09-2	
4-Nitroaniline	ND	ug/L	50.0	1	03/04/16 15:03	03/06/16 16:30	100-01-6	
Nitrobenzene	ND	ug/L	10.0	1	03/04/16 15:03	03/06/16 16:30	98-95-3	
2-Nitrophenol	ND	ug/L	10.0	1	03/04/16 15:03	03/06/16 16:30	88-75-5	
4-Nitrophenol	ND	ug/L	50.0	1	03/04/16 15:03	03/06/16 16:30	100-02-7	
5-Nitro-o-toluidine	ND	ug/L	10.0	1	03/04/16 15:03	03/06/16 16:30	99-55-8	
N-Nitrosodiethylamine	ND	ug/L	10.0	1	03/04/16 15:03	03/06/16 16:30	55-18-5	
N-Nitrosodimethylamine	ND	ug/L	10.0	1	03/04/16 15:03	03/06/16 16:30	62-75-9	
N-Nitroso-di-n-butylamine	ND	ug/L	10.0	1	03/04/16 15:03	03/06/16 16:30	924-16-3	
N-Nitroso-di-n-propylamine	ND	ug/L	50.0	1	03/04/16 15:03	03/06/16 16:30	621-64-7	
N-Nitrosomethylethylamine	ND	ug/L	10.0	1	03/04/16 15:03	03/06/16 16:30	10595-95-6	
N-Nitrosomorpholine	ND	ug/L	10.0	1	03/04/16 15:03	03/06/16 16:30	59-89-2	
N-Nitrosopiperidine	ND	ug/L	10.0	1	03/04/16 15:03	03/06/16 16:30	100-75-4	
N-Nitrosopyrrolidine	ND	ug/L	10.0	1	03/04/16 15:03	03/06/16 16:30	930-55-2	
O,O,O-Triethylphosphorothioate	ND	ug/L	10.0	1	03/04/16 15:03	03/06/16 16:30	126-68-1	
Parathion (Ethyl parathion)	ND	ug/L	10.0	1	03/04/16 15:03	03/06/16 16:30	56-38-2	
Pentachlorobenzene	ND	ug/L	10.0	1	03/04/16 15:03	03/06/16 16:30	608-93-5	
Pentachloronitrobenzene	ND	ug/L	10.0	1	03/04/16 15:03	03/06/16 16:30	82-68-8	
Pentachlorophenol	ND	ug/L	50.0	1	03/04/16 15:03	03/06/16 16:30	87-86-5	
Phenacetin	ND	ug/L	10.0	1	03/04/16 15:03	03/06/16 16:30	62-44-2	
Phenanthrene	ND	ug/L	10.0	1	03/04/16 15:03	03/06/16 16:30	85-01-8	
Phenol	ND	ug/L	10.0	1	03/04/16 15:03	03/06/16 16:30	108-95-2	
p-Phenylenediamine	ND	ug/L	20.0	1	03/04/16 15:03	03/06/16 16:30	106-50-3	
Phorate	ND	ug/L	10.0	1	03/04/16 15:03	03/06/16 16:30	298-02-2	
Pronamide	ND	ug/L	10.0	1	03/04/16 15:03	03/06/16 16:30	23950-58-5	
Pyrene	ND	ug/L	10.0	1	03/04/16 15:03	03/06/16 16:30	129-00-0	
Safrole	ND	ug/L	10.0	1	03/04/16 15:03	03/06/16 16:30	94-59-7	
1,2,4,5-Tetrachlorobenzene	ND	ug/L	10.0	1	03/04/16 15:03	03/06/16 16:30	95-94-3	
2,3,4,6-Tetrachlorophenol	ND	ug/L	10.0	1	03/04/16 15:03	03/06/16 16:30	58-90-2	
Thionazin	ND	ug/L	10.0	1	03/04/16 15:03	03/06/16 16:30	297-97-2	
O-Toluidine	ND	ug/L	10.0	1	03/04/16 15:03	03/06/16 16:30	95-53-4	
1,2,4-Trichlorobenzene	ND	ug/L	10.0	1	03/04/16 15:03	03/06/16 16:30	120-82-1	
2,4,5-Trichlorophenol	ND	ug/L	10.0	1	03/04/16 15:03	03/06/16 16:30	95-95-4	
2,4,6-Trichlorophenol	ND	ug/L	10.0	1	03/04/16 15:03	03/06/16 16:30	88-06-2	
1,3,5-Trinitrobenzene	ND	ug/L	20.0	1	03/04/16 15:03	03/06/16 16:30	99-35-4	
Surrogates								
Nitrobenzene-d5 (S)	81	%.	38-124	1	03/04/16 15:03	03/06/16 16:30	4165-60-0	
2-Fluorobiphenyl (S)	63	%.	33-114	1	03/04/16 15:03	03/06/16 16:30	321-60-8	
p-Terphenyl-d14 (S)	39	%.	10-113	1	03/04/16 15:03	03/06/16 16:30	1718-51-0	
Phenol-d5 (S)	38	%.	10-58	1	03/04/16 15:03	03/06/16 16:30	4165-62-2	

REPORT OF LABORATORY ANALYSIS

This report shall not be reproduced, except in full,
without the written consent of Pace Analytical Services, Inc..

Pace Analytical®
www.pacelabs.com

Pace Analytical Services, Inc.
Not NELAP Accredited
4860 Blazer Parkway
Dublin, OH 43017
(614)486-5421

Pace Analytical Services, Inc.
7726 Moller Road
Indianapolis, IN 46268
(317)228-3100

ANALYTICAL RESULTS

Project: Bridgeton Landfill 1Q 2016
Pace Project No.: 50139618

Sample: PZ-106-SD Dup **Lab ID: 50139618010** Collected: 03/02/16 08:50 Received: 03/03/16 08:40 Matrix: Water

Parameters	Results	Units	Report Limit	DF	Prepared	Analyzed	CAS No.	Qual
8270 MSSV APP IX waters	Analytical Method: EPA 8270 Preparation Method: EPA 3510							
Surrogates								
2-Fluorophenol (S)	49	%.	11-79	1	03/04/16 15:03	03/06/16 16:30	367-12-4	
2,4,6-Tribromophenol (S)	105	%.	29-158	1	03/04/16 15:03	03/06/16 16:30	118-79-6	
8260 MSV	Analytical Method: EPA 8260							
Acetone	ND	ug/L	10.0	1		03/08/16 18:13	67-64-1	
Acetonitrile	ND	ug/L	100	1		03/08/16 18:13	75-05-8	
Acrolein	ND	ug/L	50.0	1		03/08/16 18:13	107-02-8	
Acrylonitrile	ND	ug/L	100	1		03/08/16 18:13	107-13-1	
Allyl chloride	ND	ug/L	5.0	1		03/08/16 18:13	107-05-1	N2
Benzene	ND	ug/L	5.0	1		03/08/16 18:13	71-43-2	
Bromochloromethane	ND	ug/L	5.0	1		03/08/16 18:13	74-97-5	
Bromodichloromethane	ND	ug/L	5.0	1		03/08/16 18:13	75-27-4	
Bromoform	ND	ug/L	5.0	1		03/08/16 18:13	75-25-2	
Bromomethane	ND	ug/L	10.0	1		03/08/16 18:13	74-83-9	
2-Butanone (MEK)	ND	ug/L	10.0	1		03/08/16 18:13	78-93-3	
Carbon disulfide	ND	ug/L	10.0	1		03/08/16 18:13	75-15-0	
Carbon tetrachloride	ND	ug/L	5.0	1		03/08/16 18:13	56-23-5	
Chlorobenzene	ND	ug/L	5.0	1		03/08/16 18:13	108-90-7	
Chloroethane	ND	ug/L	10.0	1		03/08/16 18:13	75-00-3	
Chloroform	ND	ug/L	5.0	1		03/08/16 18:13	67-66-3	
Chloromethane	ND	ug/L	10.0	1		03/08/16 18:13	74-87-3	
Chloroprene	ND	ug/L	100	1		03/08/16 18:13	126-99-8	N2
1,2-Dibromo-3-chloropropane	ND	ug/L	5.0	1		03/08/16 18:13	96-12-8	
Dibromochloromethane	ND	ug/L	5.0	1		03/08/16 18:13	124-48-1	
1,2-Dibromoethane (EDB)	ND	ug/L	5.0	1		03/08/16 18:13	106-93-4	
Dibromomethane	ND	ug/L	10.0	1		03/08/16 18:13	74-95-3	
1,2-Dichlorobenzene	ND	ug/L	5.0	1		03/08/16 18:13	95-50-1	
1,3-Dichlorobenzene	ND	ug/L	5.0	1		03/08/16 18:13	541-73-1	
1,4-Dichlorobenzene	ND	ug/L	5.0	1		03/08/16 18:13	106-46-7	
trans-1,4-Dichloro-2-butene	ND	ug/L	10.0	1		03/08/16 18:13	110-57-6	
Dichlorodifluoromethane	ND	ug/L	5.0	1		03/08/16 18:13	75-71-8	
1,1-Dichloroethane	ND	ug/L	5.0	1		03/08/16 18:13	75-34-3	
1,2-Dichloroethane	ND	ug/L	5.0	1		03/08/16 18:13	107-06-2	
1,1-Dichloroethene	ND	ug/L	5.0	1		03/08/16 18:13	75-35-4	
cis-1,2-Dichloroethene	ND	ug/L	5.0	1		03/08/16 18:13	156-59-2	
trans-1,2-Dichloroethene	ND	ug/L	5.0	1		03/08/16 18:13	156-60-5	
1,2-Dichloropropane	ND	ug/L	5.0	1		03/08/16 18:13	78-87-5	
1,3-Dichloropropane	ND	ug/L	5.0	1		03/08/16 18:13	142-28-9	
2,2-Dichloropropane	ND	ug/L	5.0	1		03/08/16 18:13	594-20-7	
1,1-Dichloropropene	ND	ug/L	5.0	1		03/08/16 18:13	563-58-6	
cis-1,3-Dichloropropene	ND	ug/L	5.0	1		03/08/16 18:13	10061-01-5	
trans-1,3-Dichloropropene	ND	ug/L	5.0	1		03/08/16 18:13	10061-02-6	
Ethylbenzene	ND	ug/L	5.0	1		03/08/16 18:13	100-41-4	
Ethyl methacrylate	ND	ug/L	100	1		03/08/16 18:13	97-63-2	
2-Hexanone	ND	ug/L	10.0	1		03/08/16 18:13	591-78-6	
Iodomethane	ND	ug/L	5.0	1		03/08/16 18:13	74-88-4	

REPORT OF LABORATORY ANALYSIS

This report shall not be reproduced, except in full,
without the written consent of Pace Analytical Services, Inc..

Pace Analytical®
www.pacelabs.com

Pace Analytical Services, Inc.
Not NELAP Accredited
4860 Blazer Parkway
Dublin, OH 43017
(614)486-5421

Pace Analytical Services, Inc.
7726 Moller Road
Indianapolis, IN 46268
(317)228-3100

ANALYTICAL RESULTS

Project: Bridgeton Landfill 1Q 2016
Pace Project No.: 50139618

Sample: PZ-106-SD Dup **Lab ID: 50139618010** Collected: 03/02/16 08:50 Received: 03/03/16 08:40 Matrix: Water

Parameters	Results	Units	Report Limit	DF	Prepared	Analyzed	CAS No.	Qual
8260 MSV	Analytical Method: EPA 8260							
Isobutanol	ND	ug/L	100	1		03/08/16 18:13	78-83-1	N2
Methacrylonitrile	ND	ug/L	100	1		03/08/16 18:13	126-98-7	N2
Methylene Chloride	ND	ug/L	5.0	1		03/08/16 18:13	75-09-2	
Methyl methacrylate	ND	ug/L	100	1		03/08/16 18:13	80-62-6	N2
4-Methyl-2-pentanone (MIBK)	ND	ug/L	10.0	1		03/08/16 18:13	108-10-1	
Propionitrile	ND	ug/L	100	1		03/08/16 18:13	107-12-0	N2
Styrene	ND	ug/L	5.0	1		03/08/16 18:13	100-42-5	
1,1,1,2-Tetrachloroethane	ND	ug/L	5.0	1		03/08/16 18:13	630-20-6	
1,1,2,2-Tetrachloroethane	ND	ug/L	5.0	1		03/08/16 18:13	79-34-5	
Tetrachloroethene	ND	ug/L	5.0	1		03/08/16 18:13	127-18-4	
Toluene	ND	ug/L	5.0	1		03/08/16 18:13	108-88-3	
1,1,1-Trichloroethane	ND	ug/L	5.0	1		03/08/16 18:13	71-55-6	
1,1,2-Trichloroethane	ND	ug/L	5.0	1		03/08/16 18:13	79-00-5	
Trichloroethene	ND	ug/L	5.0	1		03/08/16 18:13	79-01-6	
Trichlorofluoromethane	ND	ug/L	10.0	1		03/08/16 18:13	75-69-4	
1,2,3-Trichloropropane	ND	ug/L	5.0	1		03/08/16 18:13	96-18-4	
Vinyl acetate	ND	ug/L	10.0	1		03/08/16 18:13	108-05-4	
Vinyl chloride	ND	ug/L	2.0	1		03/08/16 18:13	75-01-4	
Xylene (Total)	ND	ug/L	5.0	1		03/08/16 18:13	1330-20-7	
Surrogates								
Dibromofluoromethane (S)	97	%.	84-118	1		03/08/16 18:13	1868-53-7	
4-Bromofluorobenzene (S)	99	%.	79-116	1		03/08/16 18:13	460-00-4	
Toluene-d8 (S)	98	%.	86-110	1		03/08/16 18:13	2037-26-5	
2540C Total Dissolved Solids	Analytical Method: SM 2540C							
Total Dissolved Solids	**2050**	mg/L	20.0	1		03/07/16 06:55		
410.4 COD	Analytical Method: EPA 410.4 Preparation Method: EPA 410.4							
Chemical Oxygen Demand	**455**	mg/L	10.0	1	03/15/16 09:13	03/15/16 11:40		
353.2 Nitrogen, NO2/NO3 pres.	Analytical Method: EPA 353.2							
Nitrogen, NO2 plus NO3	ND	mg/L	0.10	1		03/08/16 09:24		
365.1 Total Phosphorus	Analytical Method: EPA 365.1 Preparation Method: EPA 365.1							
Phosphorus	**0.060**	mg/L	0.050	1	03/07/16 14:30	03/08/16 15:17	7723-14-0	
4500 Ammonia Water	Analytical Method: SM 4500-NH3 G							
Nitrogen, Ammonia	**80.1**	mg/L	1.0	10		03/09/16 10:39	7664-41-7	
5310C TOC	Analytical Method: SM 5310C							
Total Organic Carbon	**139**	mg/L	40.0	40		03/18/16 17:53	7440-44-0	

REPORT OF LABORATORY ANALYSIS

This report shall not be reproduced, except in full,
without the written consent of Pace Analytical Services, Inc..

Pace Analytical
www.pacelabs.com

Pace Analytical Services, Inc.
Not NELAP Accredited
4860 Blazer Parkway
Dublin, OH 43017
(614)486-5421

Pace Analytical Services, Inc.
7726 Moller Road
Indianapolis, IN 46268
(317)228-3100

ANALYTICAL RESULTS

Project: Bridgeton Landfill 1Q 2016
Pace Project No.: 50139618

Sample: PZ-106-SS **Lab ID: 50139618011** Collected: 03/02/16 11:10 Received: 03/03/16 08:40 Matrix: Water

Parameters	Results	Units	Report Limit	DF	Prepared	Analyzed	CAS No.	Qual
Field Data	Analytical Method:							
Field pH	**7.08**	Std. Units		1		03/02/16 10:46		
Field Temperature	**21.5**	deg C		1		03/02/16 10:46		
Field Specific Conductance	**880**	umhos/cm		1		03/02/16 10:46		
Field Turbidity	**0.83**	NTU		1		03/02/16 10:46		
Total Well Depth	**161.57**	feet		1		03/02/16 10:46		
Elevation Water Level	**449.96**	ft/msl		1		03/02/16 10:46		
Collar Elevation	**462.70**	ft/msl		1		03/02/16 10:46		
Depth to Water	**12.74**	feet		1		03/02/16 10:46		
300.0 IC Anions 28 Days	Analytical Method: EPA 300.0							
Chloride	**35.7**	mg/L	2.5	10		03/08/16 02:15	16887-00-6	
Fluoride	**2.2**	mg/L	1.0	10		03/08/16 02:15	16984-48-8	
Sulfate	**56.5**	mg/L	2.5	10		03/08/16 02:15	14808-79-8	
6010 MET ICP	Analytical Method: EPA 6010 Preparation Method: EPA 3010							
Barium	**157**	ug/L	10.0	1	03/03/16 19:54	03/10/16 13:15	7440-39-3	
Boron	ND	ug/L	100	1	03/03/16 19:54	03/10/16 13:15	7440-42-8	
Calcium	**99200**	ug/L	500	1	03/03/16 19:54	03/10/16 13:15	7440-70-2	
Cobalt	ND	ug/L	5.0	1	03/03/16 19:54	03/10/16 13:15	7440-48-4	
Iron	**2600**	ug/L	50.0	1	03/03/16 19:54	03/10/16 13:15	7439-89-6	
Magnesium	**47300**	ug/L	500	1	03/03/16 19:54	03/10/16 13:15	7439-95-4	
Manganese	**21.4**	ug/L	5.0	1	03/03/16 19:54	03/10/16 13:15	7439-96-5	
Nickel	ND	ug/L	10.0	1	03/03/16 19:54	03/10/16 13:15	7440-02-0	
Sodium	**17900**	ug/L	1000	1	03/03/16 19:54	03/10/16 13:15	7440-23-5	
Total Hardness by 2340B	**442000**	ug/L	1000	1	03/03/16 19:54	03/10/16 13:15		
Zinc	ND	ug/L	20.0	1	03/03/16 19:54	03/10/16 13:15	7440-66-6	
6020 MET ICPMS	Analytical Method: EPA 6020 Preparation Method: EPA 200.2							
Antimony	ND	ug/L	5.0	1	03/04/16 09:30	03/07/16 15:38	7440-36-0	
Arsenic	**9.1**	ug/L	5.0	1	03/04/16 09:30	03/07/16 15:38	7440-38-2	
Beryllium	ND	ug/L	2.0	1	03/04/16 09:30	03/07/16 15:38	7440-41-7	
Cadmium	ND	ug/L	0.20	1	03/04/16 09:30	03/07/16 15:38	7440-43-9	
Chromium	ND	ug/L	5.0	1	03/04/16 09:30	03/07/16 15:38	7440-47-3	
Copper	ND	ug/L	5.0	1	03/04/16 09:30	03/07/16 15:38	7440-50-8	
Lead	ND	ug/L	5.0	1	03/04/16 09:30	03/07/16 15:38	7439-92-1	
Selenium	ND	ug/L	5.0	1	03/04/16 09:30	03/07/16 15:38	7782-49-2	
Silver	ND	ug/L	5.0	1	03/04/16 09:30	03/07/16 15:38	7440-22-4	
Thallium	ND	ug/L	2.0	1	03/04/16 09:30	03/07/16 15:38	7440-28-0	
Vanadium	ND	ug/L	10.0	1	03/04/16 09:30	03/07/16 15:38	7440-62-2	
7470 Mercury	Analytical Method: EPA 7470 Preparation Method: EPA 7470							
Mercury	ND	ug/L	0.20	1	03/23/16 11:43	03/23/16 18:38	7439-97-6	
8270 MSSV APP IX waters	Analytical Method: EPA 8270 Preparation Method: EPA 3510							
Acenaphthene	ND	ug/L	10.0	1	03/04/16 15:03	03/06/16 16:51	83-32-9	
Acenaphthylene	ND	ug/L	10.0	1	03/04/16 15:03	03/06/16 16:51	208-96-8	

REPORT OF LABORATORY ANALYSIS

This report shall not be reproduced, except in full,
without the written consent of Pace Analytical Services, Inc..

Pace Analytical®
www.pacelabs.com

Pace Analytical Services, Inc.
Not NELAP Accredited
4860 Blazer Parkway
Dublin, OH 43017
(614)486-5421

Pace Analytical Services, Inc.
7726 Moller Road
Indianapolis, IN 46268
(317)228-3100

ANALYTICAL RESULTS

Project: Bridgeton Landfill 1Q 2016
Pace Project No.: 50139618

Sample: PZ-106-SS Lab ID: 50139618011 Collected: 03/02/16 11:10 Received: 03/03/16 08:40 Matrix: Water

Parameters	Results	Units	Report Limit	DF	Prepared	Analyzed	CAS No.	Qual
8270 MSSV APP IX waters	Analytical Method: EPA 8270 Preparation Method: EPA 3510							
Acetophenone	ND	ug/L	10.0	1	03/04/16 15:03	03/06/16 16:51	98-86-2	
2-Acetylaminofluorene	ND	ug/L	10.0	1	03/04/16 15:03	03/06/16 16:51	53-96-3	
4-Aminobiphenyl	ND	ug/L	10.0	1	03/04/16 15:03	03/06/16 16:51	92-67-1	
Anthracene	ND	ug/L	10.0	1	03/04/16 15:03	03/06/16 16:51	120-12-7	
Benzo(a)anthracene	ND	ug/L	10.0	1	03/04/16 15:03	03/06/16 16:51	56-55-3	
Benzo(a)pyrene	ND	ug/L	10.0	1	03/04/16 15:03	03/06/16 16:51	50-32-8	
Benzo(b)fluoranthene	ND	ug/L	10.0	1	03/04/16 15:03	03/06/16 16:51	205-99-2	
Benzo(g,h,i)perylene	ND	ug/L	10.0	1	03/04/16 15:03	03/06/16 16:51	191-24-2	
Benzo(k)fluoranthene	ND	ug/L	10.0	1	03/04/16 15:03	03/06/16 16:51	207-08-9	
Benzyl alcohol	ND	ug/L	10.0	1	03/04/16 15:03	03/06/16 16:51	100-51-6	
4-Bromophenylphenyl ether	ND	ug/L	10.0	1	03/04/16 15:03	03/06/16 16:51	101-55-3	
Butylbenzylphthalate	ND	ug/L	10.0	1	03/04/16 15:03	03/06/16 16:51	85-68-7	
4-Chloro-3-methylphenol	ND	ug/L	10.0	1	03/04/16 15:03	03/06/16 16:51	59-50-7	
4-Chloroaniline	ND	ug/L	10.0	1	03/04/16 15:03	03/06/16 16:51	106-47-8	
Chlorobenzilate	ND	ug/L	10.0	1	03/04/16 15:03	03/06/16 16:51	510-15-6	
bis(2-Chloroethoxy)methane	ND	ug/L	10.0	1	03/04/16 15:03	03/06/16 16:51	111-91-1	
bis(2-Chloroethyl) ether	ND	ug/L	10.0	1	03/04/16 15:03	03/06/16 16:51	111-44-4	
bis(2-Chloroisopropyl) ether	ND	ug/L	10.0	1	03/04/16 15:03	03/06/16 16:51	108-60-1	
2-Chloronaphthalene	ND	ug/L	10.0	1	03/04/16 15:03	03/06/16 16:51	91-58-7	
2-Chlorophenol	ND	ug/L	10.0	1	03/04/16 15:03	03/06/16 16:51	95-57-8	
4-Chlorophenylphenyl ether	ND	ug/L	10.0	1	03/04/16 15:03	03/06/16 16:51	7005-72-3	
Chrysene	ND	ug/L	10.0	1	03/04/16 15:03	03/06/16 16:51	218-01-9	
Diallate	ND	ug/L	10.0	1	03/04/16 15:03	03/06/16 16:51	2303-16-4	
Dibenz(a,h)anthracene	ND	ug/L	10.0	1	03/04/16 15:03	03/06/16 16:51	53-70-3	
Dibenzofuran	ND	ug/L	10.0	1	03/04/16 15:03	03/06/16 16:51	132-64-9	
3,3'-Dichlorobenzidine	ND	ug/L	20.0	1	03/04/16 15:03	03/06/16 16:51	91-94-1	
2,4-Dichlorophenol	ND	ug/L	10.0	1	03/04/16 15:03	03/06/16 16:51	120-83-2	
2,6-Dichlorophenol	ND	ug/L	10.0	1	03/04/16 15:03	03/06/16 16:51	87-65-0	
Diethylphthalate	ND	ug/L	10.0	1	03/04/16 15:03	03/06/16 16:51	84-66-2	
Dimethoate	ND	ug/L	10.0	1	03/04/16 15:03	03/06/16 16:51	60-51-5	
P-Dimethylaminoazobenzene	ND	ug/L	10.0	1	03/04/16 15:03	03/06/16 16:51	60-11-7	
7,12-Dimethylbenz(a)anthracene	ND	ug/L	20.0	1	03/04/16 15:03	03/06/16 16:51	57-97-6	
3,3'-Dimethylbenzidine	ND	ug/L	20.0	1	03/04/16 15:03	03/06/16 16:51	119-93-7	
2,4-Dimethylphenol	ND	ug/L	10.0	1	03/04/16 15:03	03/06/16 16:51	105-67-9	
Dimethylphthalate	ND	ug/L	10.0	1	03/04/16 15:03	03/06/16 16:51	131-11-3	
Di-n-butylphthalate	ND	ug/L	10.0	1	03/04/16 15:03	03/06/16 16:51	84-74-2	
4,6-Dinitro-2-methylphenol	ND	ug/L	50.0	1	03/04/16 15:03	03/06/16 16:51	534-52-1	
1,3-Dinitrobenzene	ND	ug/L	50.0	1	03/04/16 15:03	03/06/16 16:51	99-65-0	
1,4-Dinitrobenzene	ND	ug/L	10.0	1	03/04/16 15:03	03/06/16 16:51	100-25-4	
2,4-Dinitrophenol	ND	ug/L	50.0	1	03/04/16 15:03	03/06/16 16:51	51-28-5	
2,4-Dinitrotoluene	ND	ug/L	10.0	1	03/04/16 15:03	03/06/16 16:51	121-14-2	
2,6-Dinitrotoluene	ND	ug/L	10.0	1	03/04/16 15:03	03/06/16 16:51	606-20-2	
Di-n-octylphthalate	ND	ug/L	10.0	1	03/04/16 15:03	03/06/16 16:51	117-84-0	
Dinoseb	ND	ug/L	10.0	1	03/04/16 15:03	03/06/16 16:51	88-85-7	
Diphenylamine	ND	ug/L	10.0	1	03/04/16 15:03	03/06/16 16:51	122-39-4	
Disulfoton	ND	ug/L	10.0	1	03/04/16 15:03	03/06/16 16:51	298-04-4	
bis(2-Ethylhexyl)phthalate	ND	ug/L	10.0	1	03/04/16 15:03	03/06/16 16:51	117-81-7	

This report shall not be reproduced, except in full,
without the written consent of Pace Analytical Services, Inc..

Pace Analytical
www.pacelabs.com

Pace Analytical Services, Inc.
Not NELAP Accredited
4860 Blazer Parkway
Dublin, OH 43017
(614)486-5421

Pace Analytical Services, Inc.
7726 Moller Road
Indianapolis, IN 46268
(317)228-3100

ANALYTICAL RESULTS

Project: Bridgeton Landfill 1Q 2016
Pace Project No.: 50139618

Sample: PZ-106-SS **Lab ID: 50139618011** Collected: 03/02/16 11:10 Received: 03/03/16 08:40 Matrix: Water

Parameters	Results	Units	Report Limit	DF	Prepared	Analyzed	CAS No.	Qual
8270 MSSV APP IX waters	Analytical Method: EPA 8270 Preparation Method: EPA 3510							
Ethyl methanesulfonate	ND	ug/L	10.0	1	03/04/16 15:03	03/06/16 16:51	62-50-0	
Famphur	ND	ug/L	200	1	03/04/16 15:03	03/06/16 16:51	52-85-7	
Fluoranthene	ND	ug/L	10.0	1	03/04/16 15:03	03/06/16 16:51	206-44-0	
Fluorene	ND	ug/L	10.0	1	03/04/16 15:03	03/06/16 16:51	86-73-7	
Hexachloro-1,3-butadiene	ND	ug/L	10.0	1	03/04/16 15:03	03/06/16 16:51	87-68-3	
Hexachlorobenzene	ND	ug/L	10.0	1	03/04/16 15:03	03/06/16 16:51	118-74-1	
Hexachlorocyclopentadiene	ND	ug/L	10.0	1	03/04/16 15:03	03/06/16 16:51	77-47-4	
Hexachloroethane	ND	ug/L	10.0	1	03/04/16 15:03	03/06/16 16:51	67-72-1	
Hexachlorophene	ND	ug/L	200	1	03/04/16 15:03	03/06/16 16:51	70-30-4	
Hexachloropropene	ND	ug/L	10.0	1	03/04/16 15:03	03/06/16 16:51	1888-71-7	
Indeno(1,2,3-cd)pyrene	ND	ug/L	10.0	1	03/04/16 15:03	03/06/16 16:51	193-39-5	
Isodrin	ND	ug/L	10.0	1	03/04/16 15:03	03/06/16 16:51	465-73-6	
Isophorone	ND	ug/L	10.0	1	03/04/16 15:03	03/06/16 16:51	78-59-1	
Isosafrole	ND	ug/L	10.0	1	03/04/16 15:03	03/06/16 16:51	120-58-1	
Kepone	ND	ug/L	200	1	03/04/16 15:03	03/06/16 16:51	143-50-0	
Methapyrilene	ND	ug/L	10.0	1	03/04/16 15:03	03/06/16 16:51	91-80-5	
3-Methylcholanthrene	ND	ug/L	10.0	1	03/04/16 15:03	03/06/16 16:51	56-49-5	
Methyl methanesulfonate	ND	ug/L	10.0	1	03/04/16 15:03	03/06/16 16:51	66-27-3	
2-Methylnaphthalene	ND	ug/L	10.0	1	03/04/16 15:03	03/06/16 16:51	91-57-6	
Methyl parathion	ND	ug/L	10.0	1	03/04/16 15:03	03/06/16 16:51	298-00-0	
2-Methylphenol(o-Cresol)	ND	ug/L	10.0	1	03/04/16 15:03	03/06/16 16:51	95-48-7	
3&4-Methylphenol(m&p Cresol)	ND	ug/L	10.0	1	03/04/16 15:03	03/06/16 16:51		
1-Naphthalenamine	ND	ug/L	50.0	1	03/04/16 15:03	03/06/16 16:51	134-32-7	
2-Naphthalenamine	ND	ug/L	10.0	1	03/04/16 15:03	03/06/16 16:51	91-59-8	
Naphthalene	ND	ug/L	10.0	1	03/04/16 15:03	03/06/16 16:51	91-20-3	
1,4-Naphthoquinone	ND	ug/L	50.0	1	03/04/16 15:03	03/06/16 16:51	130-15-4	
2-Nitroaniline	ND	ug/L	50.0	1	03/04/16 15:03	03/06/16 16:51	88-74-4	
3-Nitroaniline	ND	ug/L	50.0	1	03/04/16 15:03	03/06/16 16:51	99-09-2	
4-Nitroaniline	ND	ug/L	50.0	1	03/04/16 15:03	03/06/16 16:51	100-01-6	
Nitrobenzene	ND	ug/L	10.0	1	03/04/16 15:03	03/06/16 16:51	98-95-3	
2-Nitrophenol	ND	ug/L	10.0	1	03/04/16 15:03	03/06/16 16:51	88-75-5	
4-Nitrophenol	ND	ug/L	50.0	1	03/04/16 15:03	03/06/16 16:51	100-02-7	
5-Nitro-o-toluidine	ND	ug/L	10.0	1	03/04/16 15:03	03/06/16 16:51	99-55-8	
N-Nitrosodiethylamine	ND	ug/L	10.0	1	03/04/16 15:03	03/06/16 16:51	55-18-5	
N-Nitrosodimethylamine	ND	ug/L	10.0	1	03/04/16 15:03	03/06/16 16:51	62-75-9	
N-Nitroso-di-n-butylamine	ND	ug/L	10.0	1	03/04/16 15:03	03/06/16 16:51	924-16-3	
N-Nitroso-di-n-propylamine	ND	ug/L	50.0	1	03/04/16 15:03	03/06/16 16:51	621-64-7	
N-Nitrosomethylethylamine	ND	ug/L	10.0	1	03/04/16 15:03	03/06/16 16:51	10595-95-6	
N-Nitrosomorpholine	ND	ug/L	10.0	1	03/04/16 15:03	03/06/16 16:51	59-89-2	
N-Nitrosopiperidine	ND	ug/L	10.0	1	03/04/16 15:03	03/06/16 16:51	100-75-4	
N-Nitrosopyrrolidine	ND	ug/L	10.0	1	03/04/16 15:03	03/06/16 16:51	930-55-2	
O,O,O-Triethylphosphorothioate	ND	ug/L	10.0	1	03/04/16 15:03	03/06/16 16:51	126-68-1	
Parathion (Ethyl parathion)	ND	ug/L	10.0	1	03/04/16 15:03	03/06/16 16:51	56-38-2	
Pentachlorobenzene	ND	ug/L	10.0	1	03/04/16 15:03	03/06/16 16:51	608-93-5	
Pentachloronitrobenzene	ND	ug/L	10.0	1	03/04/16 15:03	03/06/16 16:51	82-68-8	
Pentachlorophenol	ND	ug/L	50.0	1	03/04/16 15:03	03/06/16 16:51	87-86-5	
Phenacetin	ND	ug/L	10.0	1	03/04/16 15:03	03/06/16 16:51	62-44-2	

REPORT OF LABORATORY ANALYSIS

This report shall not be reproduced, except in full,
without the written consent of Pace Analytical Services, Inc..

Pace Analytical®
www.pacelabs.com

Pace Analytical Services, Inc.
Not NELAP Accredited
4860 Blazer Parkway
Dublin, OH 43017
(614)486-5421

Pace Analytical Services, Inc.
7726 Moller Road
Indianapolis, IN 46268
(317)228-3100

ANALYTICAL RESULTS

Project: Bridgeton Landfill 1Q 2016
Pace Project No.: 50139618

Sample: PZ-106-SS **Lab ID: 50139618011** Collected: 03/02/16 11:10 Received: 03/03/16 08:40 Matrix: Water

Parameters	Results	Units	Report Limit	DF	Prepared	Analyzed	CAS No.	Qual
8270 MSSV APP IX waters	Analytical Method: EPA 8270 Preparation Method: EPA 3510							
Phenanthrene	ND	ug/L	10.0	1	03/04/16 15:03	03/06/16 16:51	85-01-8	
Phenol	ND	ug/L	10.0	1	03/04/16 15:03	03/06/16 16:51	108-95-2	
p-Phenylenediamine	ND	ug/L	20.0	1	03/04/16 15:03	03/06/16 16:51	106-50-3	
Phorate	ND	ug/L	10.0	1	03/04/16 15:03	03/06/16 16:51	298-02-2	
Pronamide	ND	ug/L	10.0	1	03/04/16 15:03	03/06/16 16:51	23950-58-5	
Pyrene	ND	ug/L	10.0	1	03/04/16 15:03	03/06/16 16:51	129-00-0	
Safrole	ND	ug/L	10.0	1	03/04/16 15:03	03/06/16 16:51	94-59-7	
1,2,4,5-Tetrachlorobenzene	ND	ug/L	10.0	1	03/04/16 15:03	03/06/16 16:51	95-94-3	
2,3,4,6-Tetrachlorophenol	ND	ug/L	10.0	1	03/04/16 15:03	03/06/16 16:51	58-90-2	
Thionazin	ND	ug/L	10.0	1	03/04/16 15:03	03/06/16 16:51	297-97-2	
O-Toluidine	ND	ug/L	10.0	1	03/04/16 15:03	03/06/16 16:51	95-53-4	
1,2,4-Trichlorobenzene	ND	ug/L	10.0	1	03/04/16 15:03	03/06/16 16:51	120-82-1	
2,4,5-Trichlorophenol	ND	ug/L	10.0	1	03/04/16 15:03	03/06/16 16:51	95-95-4	
2,4,6-Trichlorophenol	ND	ug/L	10.0	1	03/04/16 15:03	03/06/16 16:51	88-06-2	
1,3,5-Trinitrobenzene	ND	ug/L	20.0	1	03/04/16 15:03	03/06/16 16:51	99-35-4	
Surrogates								
Nitrobenzene-d5 (S)	79	%.	38-124	1	03/04/16 15:03	03/06/16 16:51	4165-60-0	
2-Fluorobiphenyl (S)	64	%.	33-114	1	03/04/16 15:03	03/06/16 16:51	321-60-8	
p-Terphenyl-d14 (S)	43	%.	10-113	1	03/04/16 15:03	03/06/16 16:51	1718-51-0	
Phenol-d5 (S)	31	%.	10-58	1	03/04/16 15:03	03/06/16 16:51	4165-62-2	
2-Fluorophenol (S)	43	%.	11-79	1	03/04/16 15:03	03/06/16 16:51	367-12-4	
2,4,6-Tribromophenol (S)	76	%.	29-158	1	03/04/16 15:03	03/06/16 16:51	118-79-6	
8260 MSV	Analytical Method: EPA 8260							
Acetone	ND	ug/L	10.0	1		03/08/16 18:38	67-64-1	
Acetonitrile	ND	ug/L	100	1		03/08/16 18:38	75-05-8	
Acrolein	ND	ug/L	50.0	1		03/08/16 18:38	107-02-8	
Acrylonitrile	ND	ug/L	100	1		03/08/16 18:38	107-13-1	
Allyl chloride	ND	ug/L	5.0	1		03/08/16 18:38	107-05-1	N2
Benzene	ND	ug/L	5.0	1		03/08/16 18:38	71-43-2	
Bromochloromethane	ND	ug/L	5.0	1		03/08/16 18:38	74-97-5	
Bromodichloromethane	ND	ug/L	5.0	1		03/08/16 18:38	75-27-4	
Bromoform	ND	ug/L	5.0	1		03/08/16 18:38	75-25-2	
Bromomethane	ND	ug/L	10.0	1		03/08/16 18:38	74-83-9	
2-Butanone (MEK)	ND	ug/L	10.0	1		03/08/16 18:38	78-93-3	
Carbon disulfide	ND	ug/L	10.0	1		03/08/16 18:38	75-15-0	
Carbon tetrachloride	ND	ug/L	5.0	1		03/08/16 18:38	56-23-5	
Chlorobenzene	ND	ug/L	5.0	1		03/08/16 18:38	108-90-7	
Chloroethane	ND	ug/L	10.0	1		03/08/16 18:38	75-00-3	
Chloroform	ND	ug/L	5.0	1		03/08/16 18:38	67-66-3	
Chloromethane	ND	ug/L	10.0	1		03/08/16 18:38	74-87-3	
Chloroprene	ND	ug/L	100	1		03/08/16 18:38	126-99-8	N2
1,2-Dibromo-3-chloropropane	ND	ug/L	5.0	1		03/08/16 18:38	96-12-8	
Dibromochloromethane	ND	ug/L	5.0	1		03/08/16 18:38	124-48-1	
1,2-Dibromoethane (EDB)	ND	ug/L	5.0	1		03/08/16 18:38	106-93-4	
Dibromomethane	ND	ug/L	10.0	1		03/08/16 18:38	74-95-3	
1,2-Dichlorobenzene	ND	ug/L	5.0	1		03/08/16 18:38	95-50-1	

REPORT OF LABORATORY ANALYSIS

This report shall not be reproduced, except in full,
without the written consent of Pace Analytical Services, Inc..

Pace Analytical®
www.pacelabs.com

Pace Analytical Services, Inc.
Not NELAP Accredited
4860 Blazer Parkway
Dublin, OH 43017
(614)486-5421

Pace Analytical Services, Inc.
7726 Moller Road
Indianapolis, IN 46268
(317)228-3100

ANALYTICAL RESULTS

Project: Bridgeton Landfill 1Q 2016
Pace Project No.: 50139618

Sample: PZ-106-SS **Lab ID: 50139618011** Collected: 03/02/16 11:10 Received: 03/03/16 08:40 Matrix: Water

Parameters	Results	Units	Report Limit	DF	Prepared	Analyzed	CAS No.	Qual
8260 MSV	Analytical Method: EPA 8260							
1,3-Dichlorobenzene	ND	ug/L	5.0	1		03/08/16 18:38	541-73-1	
1,4-Dichlorobenzene	ND	ug/L	5.0	1		03/08/16 18:38	106-46-7	
trans-1,4-Dichloro-2-butene	ND	ug/L	10.0	1		03/08/16 18:38	110-57-6	
Dichlorodifluoromethane	ND	ug/L	5.0	1		03/08/16 18:38	75-71-8	
1,1-Dichloroethane	ND	ug/L	5.0	1		03/08/16 18:38	75-34-3	
1,2-Dichloroethane	ND	ug/L	5.0	1		03/08/16 18:38	107-06-2	
1,1-Dichloroethene	ND	ug/L	5.0	1		03/08/16 18:38	75-35-4	
cis-1,2-Dichloroethene	ND	ug/L	5.0	1		03/08/16 18:38	156-59-2	
trans-1,2-Dichloroethene	ND	ug/L	5.0	1		03/08/16 18:38	156-60-5	
1,2-Dichloropropane	ND	ug/L	5.0	1		03/08/16 18:38	78-87-5	
1,3-Dichloropropane	ND	ug/L	5.0	1		03/08/16 18:38	142-28-9	
2,2-Dichloropropane	ND	ug/L	5.0	1		03/08/16 18:38	594-20-7	
1,1-Dichloropropene	ND	ug/L	5.0	1		03/08/16 18:38	563-58-6	
cis-1,3-Dichloropropene	ND	ug/L	5.0	1		03/08/16 18:38	10061-01-5	
trans-1,3-Dichloropropene	ND	ug/L	5.0	1		03/08/16 18:38	10061-02-6	
Ethylbenzene	ND	ug/L	5.0	1		03/08/16 18:38	100-41-4	
Ethyl methacrylate	ND	ug/L	100	1		03/08/16 18:38	97-63-2	
2-Hexanone	ND	ug/L	10.0	1		03/08/16 18:38	591-78-6	
Iodomethane	ND	ug/L	5.0	1		03/08/16 18:38	74-88-4	
Isobutanol	ND	ug/L	100	1		03/08/16 18:38	78-83-1	N2
Methacrylonitrile	ND	ug/L	100	1		03/08/16 18:38	126-98-7	N2
Methylene Chloride	ND	ug/L	5.0	1		03/08/16 18:38	75-09-2	
Methyl methacrylate	ND	ug/L	100	1		03/08/16 18:38	80-62-6	N2
4-Methyl-2-pentanone (MIBK)	ND	ug/L	10.0	1		03/08/16 18:38	108-10-1	
Propionitrile	ND	ug/L	100	1		03/08/16 18:38	107-12-0	N2
Styrene	ND	ug/L	5.0	1		03/08/16 18:38	100-42-5	
1,1,1,2-Tetrachloroethane	ND	ug/L	5.0	1		03/08/16 18:38	630-20-6	
1,1,2,2-Tetrachloroethane	ND	ug/L	5.0	1		03/08/16 18:38	79-34-5	
Tetrachloroethene	ND	ug/L	5.0	1		03/08/16 18:38	127-18-4	
Toluene	ND	ug/L	5.0	1		03/08/16 18:38	108-88-3	
1,1,1-Trichloroethane	ND	ug/L	5.0	1		03/08/16 18:38	71-55-6	
1,1,2-Trichloroethane	ND	ug/L	5.0	1		03/08/16 18:38	79-00-5	
Trichloroethene	ND	ug/L	5.0	1		03/08/16 18:38	79-01-6	
Trichlorofluoromethane	ND	ug/L	10.0	1		03/08/16 18:38	75-69-4	
1,2,3-Trichloropropane	ND	ug/L	5.0	1		03/08/16 18:38	96-18-4	
Vinyl acetate	ND	ug/L	10.0	1		03/08/16 18:38	108-05-4	
Vinyl chloride	ND	ug/L	2.0	1		03/08/16 18:38	75-01-4	
Xylene (Total)	ND	ug/L	5.0	1		03/08/16 18:38	1330-20-7	
Surrogates								
Dibromofluoromethane (S)	99	%.	84-118	1		03/08/16 18:38	1868-53-7	
4-Bromofluorobenzene (S)	99	%.	79-116	1		03/08/16 18:38	460-00-4	
Toluene-d8 (S)	99	%.	86-110	1		03/08/16 18:38	2037-26-5	
2540C Total Dissolved Solids	Analytical Method: SM 2540C							
Total Dissolved Solids	**499**	mg/L	10.0	1		03/07/16 06:59		

REPORT OF LABORATORY ANALYSIS

This report shall not be reproduced, except in full,
without the written consent of Pace Analytical Services, Inc..

Pace Analytical
www.pacelabs.com

Pace Analytical Services, Inc.
Not NELAP Accredited
4860 Blazer Parkway
Dublin, OH 43017
(614)486-5421

Pace Analytical Services, Inc.
7726 Moller Road
Indianapolis, IN 46268
(317)228-3100

ANALYTICAL RESULTS

Project: Bridgeton Landfill 1Q 2016
Pace Project No.: 50139618

Sample: PZ-106-SS Lab ID: 50139618011 Collected: 03/02/16 11:10 Received: 03/03/16 08:40 Matrix: Water

Parameters	Results	Units	Report Limit	DF	Prepared	Analyzed	CAS No.	Qual
410.4 COD	Analytical Method: EPA 410.4 Preparation Method: EPA 410.4							
Chemical Oxygen Demand	**11.8**	mg/L	10.0	1	03/11/16 08:34	03/11/16 11:49		
353.2 Nitrogen, NO2/NO3 pres.	Analytical Method: EPA 353.2							
Nitrogen, NO2 plus NO3	**0.26**	mg/L	0.10	1		03/08/16 09:25		
365.1 Total Phosphorus	Analytical Method: EPA 365.1 Preparation Method: EPA 365.1							
Phosphorus	ND	mg/L	0.050	1	03/07/16 14:30	03/08/16 15:18	7723-14-0	
4500 Ammonia Water	Analytical Method: SM 4500-NH3 G							
Nitrogen, Ammonia	**0.20**	mg/L	0.10	1		03/09/16 10:40	7664-41-7	
5310C TOC	Analytical Method: SM 5310C							
Total Organic Carbon	**3.9**	mg/L	1.0	1		03/17/16 18:29	7440-44-0	

Sample: PZ-205-SS Lab ID: 50139618012 Collected: 03/02/16 14:35 Received: 03/03/16 08:40 Matrix: Water

Parameters	Results	Units	Report Limit	DF	Prepared	Analyzed	CAS No.	Qual
Field Data	Analytical Method:							
Field pH	**7.08**	Std. Units		1		03/02/16 14:16		
Field Temperature	**17.6**	deg C		1		03/02/16 14:16		
Field Specific Conductance	**864**	umhos/cm		1		03/02/16 14:16		
Field Turbidity	**2.87**	NTU		1		03/02/16 14:16		
Total Well Depth	**92.91**	feet		1		03/02/16 14:16		
Elevation Water Level	**436.81**	ft/msl		1		03/02/16 14:16		
Collar Elevation	**465.83**	ft/msl		1		03/02/16 14:16		
Depth to Water	**29.02**	feet		1		03/02/16 14:16		
300.0 IC Anions 28 Days	Analytical Method: EPA 300.0							
Chloride	**37.8**	mg/L	2.5	10		03/08/16 02:29	16887-00-6	
Fluoride	**0.31**	mg/L	0.10	1		03/08/16 19:27	16984-48-8	
Sulfate	**61.1**	mg/L	2.5	10		03/08/16 02:29	14808-79-8	
6010 MET ICP	Analytical Method: EPA 6010 Preparation Method: EPA 3010							
Barium	**131**	ug/L	10.0	1	03/03/16 19:54	03/10/16 13:18	7440-39-3	
Boron	ND	ug/L	100	1	03/03/16 19:54	03/10/16 13:18	7440-42-8	
Calcium	**96200**	ug/L	500	1	03/03/16 19:54	03/10/16 13:18	7440-70-2	
Cobalt	ND	ug/L	5.0	1	03/03/16 19:54	03/10/16 13:18	7440-48-4	
Iron	**280**	ug/L	50.0	1	03/03/16 19:54	03/10/16 13:18	7439-89-6	
Magnesium	**52700**	ug/L	500	1	03/03/16 19:54	03/10/16 13:18	7439-95-4	
Manganese	ND	ug/L	5.0	1	03/03/16 19:54	03/10/16 13:18	7439-96-5	
Nickel	ND	ug/L	10.0	1	03/03/16 19:54	03/10/16 13:18	7440-02-0	
Sodium	**14500**	ug/L	1000	1	03/03/16 19:54	03/10/16 13:18	7440-23-5	
Total Hardness by 2340B	**457000**	ug/L	1000	1	03/03/16 19:54	03/10/16 13:18		
Zinc	ND	ug/L	20.0	1	03/03/16 19:54	03/10/16 13:18	7440-66-6	

REPORT OF LABORATORY ANALYSIS

This report shall not be reproduced, except in full,
without the written consent of Pace Analytical Services, Inc..

Pace Analytical®
www.pacelabs.com

Pace Analytical Services, Inc.
Not NELAP Accredited
4860 Blazer Parkway
Dublin, OH 43017
(614)486-5421

Pace Analytical Services, Inc.
7726 Moller Road
Indianapolis, IN 46268
(317)228-3100

ANALYTICAL RESULTS

Project: Bridgeton Landfill 1Q 2016
Pace Project No.: 50139618

Sample: PZ-205-SS **Lab ID: 50139618012** Collected: 03/02/16 14:35 Received: 03/03/16 08:40 Matrix: Water

Parameters	Results	Units	Report Limit	DF	Prepared	Analyzed	CAS No.	Qual
6020 MET ICPMS	Analytical Method: EPA 6020 Preparation Method: EPA 200.2							
Antimony	ND	ug/L	5.0	1	03/04/16 09:30	03/07/16 15:42	7440-36-0	
Arsenic	ND	ug/L	5.0	1	03/04/16 09:30	03/07/16 15:42	7440-38-2	
Beryllium	ND	ug/L	2.0	1	03/04/16 09:30	03/07/16 15:42	7440-41-7	
Cadmium	ND	ug/L	0.20	1	03/04/16 09:30	03/07/16 15:42	7440-43-9	
Chromium	ND	ug/L	5.0	1	03/04/16 09:30	03/07/16 15:42	7440-47-3	
Copper	ND	ug/L	5.0	1	03/04/16 09:30	03/07/16 15:42	7440-50-8	
Lead	ND	ug/L	5.0	1	03/04/16 09:30	03/07/16 15:42	7439-92-1	
Selenium	ND	ug/L	5.0	1	03/04/16 09:30	03/07/16 15:42	7782-49-2	
Silver	ND	ug/L	5.0	1	03/04/16 09:30	03/07/16 15:42	7440-22-4	
Thallium	ND	ug/L	2.0	1	03/04/16 09:30	03/07/16 15:42	7440-28-0	
Vanadium	ND	ug/L	10.0	1	03/04/16 09:30	03/07/16 15:42	7440-62-2	
7470 Mercury	Analytical Method: EPA 7470 Preparation Method: EPA 7470							
Mercury	ND	ug/L	0.20	1	03/23/16 11:43	03/23/16 18:40	7439-97-6	
8270 MSSV APP IX waters	Analytical Method: EPA 8270 Preparation Method: EPA 3510							
Acenaphthene	ND	ug/L	10.0	1	03/04/16 15:03	03/06/16 17:12	83-32-9	
Acenaphthylene	ND	ug/L	10.0	1	03/04/16 15:03	03/06/16 17:12	208-96-8	
Acetophenone	ND	ug/L	10.0	1	03/04/16 15:03	03/06/16 17:12	98-86-2	
2-Acetylaminofluorene	ND	ug/L	10.0	1	03/04/16 15:03	03/06/16 17:12	53-96-3	
4-Aminobiphenyl	ND	ug/L	10.0	1	03/04/16 15:03	03/06/16 17:12	92-67-1	
Anthracene	ND	ug/L	10.0	1	03/04/16 15:03	03/06/16 17:12	120-12-7	
Benzo(a)anthracene	ND	ug/L	10.0	1	03/04/16 15:03	03/06/16 17:12	56-55-3	
Benzo(a)pyrene	ND	ug/L	10.0	1	03/04/16 15:03	03/06/16 17:12	50-32-8	
Benzo(b)fluoranthene	ND	ug/L	10.0	1	03/04/16 15:03	03/06/16 17:12	205-99-2	
Benzo(g,h,i)perylene	ND	ug/L	10.0	1	03/04/16 15:03	03/06/16 17:12	191-24-2	
Benzo(k)fluoranthene	ND	ug/L	10.0	1	03/04/16 15:03	03/06/16 17:12	207-08-9	
Benzyl alcohol	ND	ug/L	10.0	1	03/04/16 15:03	03/06/16 17:12	100-51-6	
4-Bromophenylphenyl ether	ND	ug/L	10.0	1	03/04/16 15:03	03/06/16 17:12	101-55-3	
Butylbenzylphthalate	ND	ug/L	10.0	1	03/04/16 15:03	03/06/16 17:12	85-68-7	
4-Chloro-3-methylphenol	ND	ug/L	10.0	1	03/04/16 15:03	03/06/16 17:12	59-50-7	
4-Chloroaniline	ND	ug/L	10.0	1	03/04/16 15:03	03/06/16 17:12	106-47-8	
Chlorobenzilate	ND	ug/L	10.0	1	03/04/16 15:03	03/06/16 17:12	510-15-6	
bis(2-Chloroethoxy)methane	ND	ug/L	10.0	1	03/04/16 15:03	03/06/16 17:12	111-91-1	
bis(2-Chloroethyl) ether	ND	ug/L	10.0	1	03/04/16 15:03	03/06/16 17:12	111-44-4	
bis(2-Chloroisopropyl) ether	ND	ug/L	10.0	1	03/04/16 15:03	03/06/16 17:12	108-60-1	
2-Chloronaphthalene	ND	ug/L	10.0	1	03/04/16 15:03	03/06/16 17:12	91-58-7	
2-Chlorophenol	ND	ug/L	10.0	1	03/04/16 15:03	03/06/16 17:12	95-57-8	
4-Chlorophenylphenyl ether	ND	ug/L	10.0	1	03/04/16 15:03	03/06/16 17:12	7005-72-3	
Chrysene	ND	ug/L	10.0	1	03/04/16 15:03	03/06/16 17:12	218-01-9	
Diallate	ND	ug/L	10.0	1	03/04/16 15:03	03/06/16 17:12	2303-16-4	
Dibenz(a,h)anthracene	ND	ug/L	10.0	1	03/04/16 15:03	03/06/16 17:12	53-70-3	
Dibenzofuran	ND	ug/L	10.0	1	03/04/16 15:03	03/06/16 17:12	132-64-9	
3,3'-Dichlorobenzidine	ND	ug/L	20.0	1	03/04/16 15:03	03/06/16 17:12	91-94-1	
2,4-Dichlorophenol	ND	ug/L	10.0	1	03/04/16 15:03	03/06/16 17:12	120-83-2	
2,6-Dichlorophenol	ND	ug/L	10.0	1	03/04/16 15:03	03/06/16 17:12	87-65-0	

REPORT OF LABORATORY ANALYSIS

This report shall not be reproduced, except in full,
without the written consent of Pace Analytical Services, Inc..

ANALYTICAL RESULTS

Project: Bridgeton Landfill 1Q 2016
Pace Project No.: 50139618

Sample: PZ-205-SS Lab ID: 50139618012 Collected: 03/02/16 14:35 Received: 03/03/16 08:40 Matrix: Water

Parameters	Results	Units	Report Limit	DF	Prepared	Analyzed	CAS No.	Qual
8270 MSSV APP IX waters	Analytical Method: EPA 8270 Preparation Method: EPA 3510							
Diethylphthalate	ND	ug/L	10.0	1	03/04/16 15:03	03/06/16 17:12	84-66-2	
Dimethoate	ND	ug/L	10.0	1	03/04/16 15:03	03/06/16 17:12	60-51-5	
P-Dimethylaminoazobenzene	ND	ug/L	10.0	1	03/04/16 15:03	03/06/16 17:12	60-11-7	
7,12-Dimethylbenz(a)anthracene	ND	ug/L	20.0	1	03/04/16 15:03	03/06/16 17:12	57-97-6	
3,3'-Dimethylbenzidine	ND	ug/L	20.0	1	03/04/16 15:03	03/06/16 17:12	119-93-7	
2,4-Dimethylphenol	ND	ug/L	10.0	1	03/04/16 15:03	03/06/16 17:12	105-67-9	
Dimethylphthalate	ND	ug/L	10.0	1	03/04/16 15:03	03/06/16 17:12	131-11-3	
Di-n-butylphthalate	ND	ug/L	10.0	1	03/04/16 15:03	03/06/16 17:12	84-74-2	
4,6-Dinitro-2-methylphenol	ND	ug/L	50.0	1	03/04/16 15:03	03/06/16 17:12	534-52-1	
1,3-Dinitrobenzene	ND	ug/L	50.0	1	03/04/16 15:03	03/06/16 17:12	99-65-0	
1,4-Dinitrobenzene	ND	ug/L	10.0	1	03/04/16 15:03	03/06/16 17:12	100-25-4	
2,4-Dinitrophenol	ND	ug/L	50.0	1	03/04/16 15:03	03/06/16 17:12	51-28-5	
2,4-Dinitrotoluene	ND	ug/L	10.0	1	03/04/16 15:03	03/06/16 17:12	121-14-2	
2,6-Dinitrotoluene	ND	ug/L	10.0	1	03/04/16 15:03	03/06/16 17:12	606-20-2	
Di-n-octylphthalate	ND	ug/L	10.0	1	03/04/16 15:03	03/06/16 17:12	117-84-0	
Dinoseb	ND	ug/L	10.0	1	03/04/16 15:03	03/06/16 17:12	88-85-7	
Diphenylamine	ND	ug/L	10.0	1	03/04/16 15:03	03/06/16 17:12	122-39-4	
Disulfoton	ND	ug/L	10.0	1	03/04/16 15:03	03/06/16 17:12	298-04-4	
bis(2-Ethylhexyl)phthalate	ND	ug/L	10.0	1	03/04/16 15:03	03/06/16 17:12	117-81-7	
Ethyl methanesulfonate	ND	ug/L	10.0	1	03/04/16 15:03	03/06/16 17:12	62-50-0	
Famphur	ND	ug/L	200	1	03/04/16 15:03	03/06/16 17:12	52-85-7	
Fluoranthene	ND	ug/L	10.0	1	03/04/16 15:03	03/06/16 17:12	206-44-0	
Fluorene	ND	ug/L	10.0	1	03/04/16 15:03	03/06/16 17:12	86-73-7	
Hexachloro-1,3-butadiene	ND	ug/L	10.0	1	03/04/16 15:03	03/06/16 17:12	87-68-3	
Hexachlorobenzene	ND	ug/L	10.0	1	03/04/16 15:03	03/06/16 17:12	118-74-1	
Hexachlorocyclopentadiene	ND	ug/L	10.0	1	03/04/16 15:03	03/06/16 17:12	77-47-4	
Hexachloroethane	ND	ug/L	10.0	1	03/04/16 15:03	03/06/16 17:12	67-72-1	
Hexachlorophene	ND	ug/L	200	1	03/04/16 15:03	03/06/16 17:12	70-30-4	
Hexachloropropene	ND	ug/L	10.0	1	03/04/16 15:03	03/06/16 17:12	1888-71-7	
Indeno(1,2,3-cd)pyrene	ND	ug/L	10.0	1	03/04/16 15:03	03/06/16 17:12	193-39-5	
Isodrin	ND	ug/L	10.0	1	03/04/16 15:03	03/06/16 17:12	465-73-6	
Isophorone	ND	ug/L	10.0	1	03/04/16 15:03	03/06/16 17:12	78-59-1	
Isosafrole	ND	ug/L	10.0	1	03/04/16 15:03	03/06/16 17:12	120-58-1	
Kepone	ND	ug/L	200	1	03/04/16 15:03	03/06/16 17:12	143-50-0	
Methapyrilene	ND	ug/L	10.0	1	03/04/16 15:03	03/06/16 17:12	91-80-5	
3-Methylcholanthrene	ND	ug/L	10.0	1	03/04/16 15:03	03/06/16 17:12	56-49-5	
Methyl methanesulfonate	ND	ug/L	10.0	1	03/04/16 15:03	03/06/16 17:12	66-27-3	
2-Methylnaphthalene	ND	ug/L	10.0	1	03/04/16 15:03	03/06/16 17:12	91-57-6	
Methyl parathion	ND	ug/L	10.0	1	03/04/16 15:03	03/06/16 17:12	298-00-0	
2-Methylphenol(o-Cresol)	ND	ug/L	10.0	1	03/04/16 15:03	03/06/16 17:12	95-48-7	
3&4-Methylphenol(m&p Cresol)	ND	ug/L	10.0	1	03/04/16 15:03	03/06/16 17:12		
1-Naphthalenamine	ND	ug/L	50.0	1	03/04/16 15:03	03/06/16 17:12	134-32-7	
2-Naphthalenamine	ND	ug/L	10.0	1	03/04/16 15:03	03/06/16 17:12	91-59-8	
Naphthalene	ND	ug/L	10.0	1	03/04/16 15:03	03/06/16 17:12	91-20-3	
1,4-Naphthoquinone	ND	ug/L	50.0	1	03/04/16 15:03	03/06/16 17:12	130-15-4	
2-Nitroaniline	ND	ug/L	50.0	1	03/04/16 15:03	03/06/16 17:12	88-74-4	
3-Nitroaniline	ND	ug/L	50.0	1	03/04/16 15:03	03/06/16 17:12	99-09-2	

REPORT OF LABORATORY ANALYSIS

This report shall not be reproduced, except in full,
without the written consent of Pace Analytical Services, Inc..

Pace Analytical®
www.pacelabs.com

Pace Analytical Services, Inc.
Not NELAP Accredited
4860 Blazer Parkway
Dublin, OH 43017
(614)486-5421

Pace Analytical Services, Inc.
7726 Moller Road
Indianapolis, IN 46268
(317)228-3100

ANALYTICAL RESULTS

Project: Bridgeton Landfill 1Q 2016
Pace Project No.: 50139618

Sample: PZ-205-SS **Lab ID: 50139618012** Collected: 03/02/16 14:35 Received: 03/03/16 08:40 Matrix: Water

Parameters	Results	Units	Report Limit	DF	Prepared	Analyzed	CAS No.	Qual
8270 MSSV APP IX waters	Analytical Method: EPA 8270 Preparation Method: EPA 3510							
4-Nitroaniline	ND	ug/L	50.0	1	03/04/16 15:03	03/06/16 17:12	100-01-6	
Nitrobenzene	ND	ug/L	10.0	1	03/04/16 15:03	03/06/16 17:12	98-95-3	
2-Nitrophenol	ND	ug/L	10.0	1	03/04/16 15:03	03/06/16 17:12	88-75-5	
4-Nitrophenol	ND	ug/L	50.0	1	03/04/16 15:03	03/06/16 17:12	100-02-7	
5-Nitro-o-toluidine	ND	ug/L	10.0	1	03/04/16 15:03	03/06/16 17:12	99-55-8	
N-Nitrosodiethylamine	ND	ug/L	10.0	1	03/04/16 15:03	03/06/16 17:12	55-18-5	
N-Nitrosodimethylamine	ND	ug/L	10.0	1	03/04/16 15:03	03/06/16 17:12	62-75-9	
N-Nitroso-di-n-butylamine	ND	ug/L	10.0	1	03/04/16 15:03	03/06/16 17:12	924-16-3	
N-Nitroso-di-n-propylamine	ND	ug/L	50.0	1	03/04/16 15:03	03/06/16 17:12	621-64-7	
N-Nitrosomethylethylamine	ND	ug/L	10.0	1	03/04/16 15:03	03/06/16 17:12	10595-95-6	
N-Nitrosomorpholine	ND	ug/L	10.0	1	03/04/16 15:03	03/06/16 17:12	59-89-2	
N-Nitrosopiperidine	ND	ug/L	10.0	1	03/04/16 15:03	03/06/16 17:12	100-75-4	
N-Nitrosopyrrolidine	ND	ug/L	10.0	1	03/04/16 15:03	03/06/16 17:12	930-55-2	
O,O,O-Triethylphosphorothioate	ND	ug/L	10.0	1	03/04/16 15:03	03/06/16 17:12	126-68-1	
Parathion (Ethyl parathion)	ND	ug/L	10.0	1	03/04/16 15:03	03/06/16 17:12	56-38-2	
Pentachlorobenzene	ND	ug/L	10.0	1	03/04/16 15:03	03/06/16 17:12	608-93-5	
Pentachloronitrobenzene	ND	ug/L	10.0	1	03/04/16 15:03	03/06/16 17:12	82-68-8	
Pentachlorophenol	ND	ug/L	50.0	1	03/04/16 15:03	03/06/16 17:12	87-86-5	
Phenacetin	ND	ug/L	10.0	1	03/04/16 15:03	03/06/16 17:12	62-44-2	
Phenanthrene	ND	ug/L	10.0	1	03/04/16 15:03	03/06/16 17:12	85-01-8	
Phenol	ND	ug/L	10.0	1	03/04/16 15:03	03/06/16 17:12	108-95-2	
p-Phenylenediamine	ND	ug/L	20.0	1	03/04/16 15:03	03/06/16 17:12	106-50-3	
Phorate	ND	ug/L	10.0	1	03/04/16 15:03	03/06/16 17:12	298-02-2	
Pronamide	ND	ug/L	10.0	1	03/04/16 15:03	03/06/16 17:12	23950-58-5	
Pyrene	ND	ug/L	10.0	1	03/04/16 15:03	03/06/16 17:12	129-00-0	
Safrole	ND	ug/L	10.0	1	03/04/16 15:03	03/06/16 17:12	94-59-7	
1,2,4,5-Tetrachlorobenzene	ND	ug/L	10.0	1	03/04/16 15:03	03/06/16 17:12	95-94-3	
2,3,4,6-Tetrachlorophenol	ND	ug/L	10.0	1	03/04/16 15:03	03/06/16 17:12	58-90-2	
Thionazin	ND	ug/L	10.0	1	03/04/16 15:03	03/06/16 17:12	297-97-2	
O-Toluidine	ND	ug/L	10.0	1	03/04/16 15:03	03/06/16 17:12	95-53-4	
1,2,4-Trichlorobenzene	ND	ug/L	10.0	1	03/04/16 15:03	03/06/16 17:12	120-82-1	
2,4,5-Trichlorophenol	ND	ug/L	10.0	1	03/04/16 15:03	03/06/16 17:12	95-95-4	
2,4,6-Trichlorophenol	ND	ug/L	10.0	1	03/04/16 15:03	03/06/16 17:12	88-06-2	
1,3,5-Trinitrobenzene	ND	ug/L	20.0	1	03/04/16 15:03	03/06/16 17:12	99-35-4	
Surrogates								
Nitrobenzene-d5 (S)	81	%.	38-124	1	03/04/16 15:03	03/06/16 17:12	4165-60-0	
2-Fluorobiphenyl (S)	67	%.	33-114	1	03/04/16 15:03	03/06/16 17:12	321-60-8	
p-Terphenyl-d14 (S)	52	%.	10-113	1	03/04/16 15:03	03/06/16 17:12	1718-51-0	
Phenol-d5 (S)	43	%.	10-58	1	03/04/16 15:03	03/06/16 17:12	4165-62-2	
2-Fluorophenol (S)	53	%.	11-79	1	03/04/16 15:03	03/06/16 17:12	367-12-4	
2,4,6-Tribromophenol (S)	77	%.	29-158	1	03/04/16 15:03	03/06/16 17:12	118-79-6	
8260 MSV	Analytical Method: EPA 8260							
Acetone	ND	ug/L	10.0	1		03/08/16 19:03	67-64-1	
Acetonitrile	ND	ug/L	100	1		03/08/16 19:03	75-05-8	
Acrolein	ND	ug/L	50.0	1		03/08/16 19:03	107-02-8	
Acrylonitrile	ND	ug/L	100	1		03/08/16 19:03	107-13-1	

REPORT OF LABORATORY ANALYSIS

This report shall not be reproduced, except in full,
without the written consent of Pace Analytical Services, Inc..

Pace Analytical®
www.pacelabs.com

Pace Analytical Services, Inc.
Not NELAP Accredited
4860 Blazer Parkway
Dublin, OH 43017
(614)486-5421

Pace Analytical Services, Inc.
7726 Moller Road
Indianapolis, IN 46268
(317)228-3100

ANALYTICAL RESULTS

Project: Bridgeton Landfill 1Q 2016
Pace Project No.: 50139618

Sample: PZ-205-SS **Lab ID: 50139618012** Collected: 03/02/16 14:35 Received: 03/03/16 08:40 Matrix: Water

Parameters	Results	Units	Report Limit	DF	Prepared	Analyzed	CAS No.	Qual
8260 MSV	Analytical Method: EPA 8260							
Allyl chloride	ND	ug/L	5.0	1		03/08/16 19:03	107-05-1	N2
Benzene	ND	ug/L	5.0	1		03/08/16 19:03	71-43-2	
Bromochloromethane	ND	ug/L	5.0	1		03/08/16 19:03	74-97-5	
Bromodichloromethane	ND	ug/L	5.0	1		03/08/16 19:03	75-27-4	
Bromoform	ND	ug/L	5.0	1		03/08/16 19:03	75-25-2	
Bromomethane	ND	ug/L	10.0	1		03/08/16 19:03	74-83-9	
2-Butanone (MEK)	ND	ug/L	10.0	1		03/08/16 19:03	78-93-3	
Carbon disulfide	ND	ug/L	10.0	1		03/08/16 19:03	75-15-0	
Carbon tetrachloride	ND	ug/L	5.0	1		03/08/16 19:03	56-23-5	
Chlorobenzene	ND	ug/L	5.0	1		03/08/16 19:03	108-90-7	
Chloroethane	ND	ug/L	10.0	1		03/08/16 19:03	75-00-3	
Chloroform	ND	ug/L	5.0	1		03/08/16 19:03	67-66-3	
Chloromethane	ND	ug/L	10.0	1		03/08/16 19:03	74-87-3	
Chloroprene	ND	ug/L	100	1		03/08/16 19:03	126-99-8	N2
1,2-Dibromo-3-chloropropane	ND	ug/L	5.0	1		03/08/16 19:03	96-12-8	
Dibromochloromethane	ND	ug/L	5.0	1		03/08/16 19:03	124-48-1	
1,2-Dibromoethane (EDB)	ND	ug/L	5.0	1		03/08/16 19:03	106-93-4	
Dibromomethane	ND	ug/L	10.0	1		03/08/16 19:03	74-95-3	
1,2-Dichlorobenzene	ND	ug/L	5.0	1		03/08/16 19:03	95-50-1	
1,3-Dichlorobenzene	ND	ug/L	5.0	1		03/08/16 19:03	541-73-1	
1,4-Dichlorobenzene	ND	ug/L	5.0	1		03/08/16 19:03	106-46-7	
trans-1,4-Dichloro-2-butene	ND	ug/L	10.0	1		03/08/16 19:03	110-57-6	
Dichlorodifluoromethane	ND	ug/L	5.0	1		03/08/16 19:03	75-71-8	
1,1-Dichloroethane	ND	ug/L	5.0	1		03/08/16 19:03	75-34-3	
1,2-Dichloroethane	ND	ug/L	5.0	1		03/08/16 19:03	107-06-2	
1,1-Dichloroethene	ND	ug/L	5.0	1		03/08/16 19:03	75-35-4	
cis-1,2-Dichloroethene	ND	ug/L	5.0	1		03/08/16 19:03	156-59-2	
trans-1,2-Dichloroethene	ND	ug/L	5.0	1		03/08/16 19:03	156-60-5	
1,2-Dichloropropane	ND	ug/L	5.0	1		03/08/16 19:03	78-87-5	
1,3-Dichloropropane	ND	ug/L	5.0	1		03/08/16 19:03	142-28-9	
2,2-Dichloropropane	ND	ug/L	5.0	1		03/08/16 19:03	594-20-7	
1,1-Dichloropropene	ND	ug/L	5.0	1		03/08/16 19:03	563-58-6	
cis-1,3-Dichloropropene	ND	ug/L	5.0	1		03/08/16 19:03	10061-01-5	
trans-1,3-Dichloropropene	ND	ug/L	5.0	1		03/08/16 19:03	10061-02-6	
Ethylbenzene	ND	ug/L	5.0	1		03/08/16 19:03	100-41-4	
Ethyl methacrylate	ND	ug/L	100	1		03/08/16 19:03	97-63-2	
2-Hexanone	ND	ug/L	10.0	1		03/08/16 19:03	591-78-6	
Iodomethane	ND	ug/L	5.0	1		03/08/16 19:03	74-88-4	
Isobutanol	ND	ug/L	100	1		03/08/16 19:03	78-83-1	N2
Methacrylonitrile	ND	ug/L	100	1		03/08/16 19:03	126-98-7	N2
Methylene Chloride	ND	ug/L	5.0	1		03/08/16 19:03	75-09-2	
Methyl methacrylate	ND	ug/L	100	1		03/08/16 19:03	80-62-6	N2
4-Methyl-2-pentanone (MIBK)	ND	ug/L	10.0	1		03/08/16 19:03	108-10-1	
Propionitrile	ND	ug/L	100	1		03/08/16 19:03	107-12-0	N2
Styrene	ND	ug/L	5.0	1		03/08/16 19:03	100-42-5	
1,1,1,2-Tetrachloroethane	ND	ug/L	5.0	1		03/08/16 19:03	630-20-6	
1,1,2,2-Tetrachloroethane	ND	ug/L	5.0	1		03/08/16 19:03	79-34-5	

REPORT OF LABORATORY ANALYSIS

This report shall not be reproduced, except in full,
without the written consent of Pace Analytical Services, Inc..

Pace Analytical
www.pacelabs.com

Pace Analytical Services, Inc.
Not NELAP Accredited
4860 Blazer Parkway
Dublin, OH 43017
(614)486-5421

Pace Analytical Services, Inc.
7726 Moller Road
Indianapolis, IN 46268
(317)228-3100

ANALYTICAL RESULTS

Project: Bridgeton Landfill 1Q 2016
Pace Project No.: 50139618

Sample: PZ-205-SS **Lab ID: 50139618012** Collected: 03/02/16 14:35 Received: 03/03/16 08:40 Matrix: Water

Parameters	Results	Units	Report Limit	DF	Prepared	Analyzed	CAS No.	Qual
8260 MSV	Analytical Method: EPA 8260							
Tetrachloroethene	ND	ug/L	5.0	1		03/08/16 19:03	127-18-4	
Toluene	ND	ug/L	5.0	1		03/08/16 19:03	108-88-3	
1,1,1-Trichloroethane	ND	ug/L	5.0	1		03/08/16 19:03	71-55-6	
1,1,2-Trichloroethane	ND	ug/L	5.0	1		03/08/16 19:03	79-00-5	
Trichloroethene	ND	ug/L	5.0	1		03/08/16 19:03	79-01-6	
Trichlorofluoromethane	ND	ug/L	10.0	1		03/08/16 19:03	75-69-4	
1,2,3-Trichloropropane	ND	ug/L	5.0	1		03/08/16 19:03	96-18-4	
Vinyl acetate	ND	ug/L	10.0	1		03/08/16 19:03	108-05-4	
Vinyl chloride	ND	ug/L	2.0	1		03/08/16 19:03	75-01-4	
Xylene (Total)	ND	ug/L	5.0	1		03/08/16 19:03	1330-20-7	
Surrogates								
Dibromofluoromethane (S)	97	%.	84-118	1		03/08/16 19:03	1868-53-7	
4-Bromofluorobenzene (S)	98	%.	79-116	1		03/08/16 19:03	460-00-4	
Toluene-d8 (S)	98	%.	86-110	1		03/08/16 19:03	2037-26-5	
2540C Total Dissolved Solids	Analytical Method: SM 2540C							
Total Dissolved Solids	**519**	mg/L	10.0	1		03/07/16 06:59		
410.4 COD	Analytical Method: EPA 410.4 Preparation Method: EPA 410.4							
Chemical Oxygen Demand	ND	mg/L	10.0	1	03/11/16 08:34	03/11/16 11:49		
353.2 Nitrogen, NO2/NO3 pres.	Analytical Method: EPA 353.2							
Nitrogen, NO2 plus NO3	ND	mg/L	0.10	1		03/08/16 09:26		
365.1 Total Phosphorus	Analytical Method: EPA 365.1 Preparation Method: EPA 365.1							
Phosphorus	ND	mg/L	0.050	1	03/10/16 11:14	03/14/16 10:38	7723-14-0	
4500 Ammonia Water	Analytical Method: SM 4500-NH3 G							
Nitrogen, Ammonia	ND	mg/L	0.10	1		03/09/16 10:41	7664-41-7	
5310C TOC	Analytical Method: SM 5310C							
Total Organic Carbon	ND	mg/L	4.0	4		03/17/16 19:00	7440-44-0	D3

Sample: Trip Blank #1 **Lab ID: 50139618013** Collected: 03/02/16 08:00 Received: 03/03/16 08:40 Matrix: Water

Parameters	Results	Units	Report Limit	DF	Prepared	Analyzed	CAS No.	Qual
8260 MSV	Analytical Method: EPA 8260							
Acetone	ND	ug/L	10.0	1		03/08/16 19:28	67-64-1	
Acetonitrile	ND	ug/L	100	1		03/08/16 19:28	75-05-8	
Acrolein	ND	ug/L	50.0	1		03/08/16 19:28	107-02-8	
Acrylonitrile	ND	ug/L	100	1		03/08/16 19:28	107-13-1	
Allyl chloride	ND	ug/L	5.0	1		03/08/16 19:28	107-05-1	N2
Benzene	ND	ug/L	5.0	1		03/08/16 19:28	71-43-2	
Bromochloromethane	ND	ug/L	5.0	1		03/08/16 19:28	74-97-5	

REPORT OF LABORATORY ANALYSIS

This report shall not be reproduced, except in full,
without the written consent of Pace Analytical Services, Inc..

Pace Analytical®
www.pacelabs.com

Pace Analytical Services, Inc.
Not NELAP Accredited
4860 Blazer Parkway
Dublin, OH 43017
(614)486-5421

Pace Analytical Services, Inc.
7726 Moller Road
Indianapolis, IN 46268
(317)228-3100

ANALYTICAL RESULTS

Project: Bridgeton Landfill 1Q 2016
Pace Project No.: 50139618

Sample: Trip Blank #1 **Lab ID: 50139618013** Collected: 03/02/16 08:00 Received: 03/03/16 08:40 Matrix: Water

Parameters	Results	Units	Report Limit	DF	Prepared	Analyzed	CAS No.	Qual
8260 MSV	Analytical Method: EPA 8260							
Bromodichloromethane	ND	ug/L	5.0	1		03/08/16 19:28	75-27-4	
Bromoform	ND	ug/L	5.0	1		03/08/16 19:28	75-25-2	
Bromomethane	ND	ug/L	10.0	1		03/08/16 19:28	74-83-9	
2-Butanone (MEK)	ND	ug/L	10.0	1		03/08/16 19:28	78-93-3	
n-Butyl chloride	ND	ug/L	5.0	1		03/08/16 19:28	109-69-3	
Carbon disulfide	ND	ug/L	10.0	1		03/08/16 19:28	75-15-0	
Carbon tetrachloride	ND	ug/L	5.0	1		03/08/16 19:28	56-23-5	
Chlorobenzene	ND	ug/L	5.0	1		03/08/16 19:28	108-90-7	
Chloroethane	ND	ug/L	10.0	1		03/08/16 19:28	75-00-3	
Chloroform	ND	ug/L	5.0	1		03/08/16 19:28	67-66-3	
Chloromethane	ND	ug/L	10.0	1		03/08/16 19:28	74-87-3	
Chloroprene	ND	ug/L	100	1		03/08/16 19:28	126-99-8	N2
1,2-Dibromo-3-chloropropane	ND	ug/L	5.0	1		03/08/16 19:28	96-12-8	
Dibromochloromethane	ND	ug/L	5.0	1		03/08/16 19:28	124-48-1	
1,2-Dibromoethane (EDB)	ND	ug/L	5.0	1		03/08/16 19:28	106-93-4	
Dibromomethane	ND	ug/L	10.0	1		03/08/16 19:28	74-95-3	
1,2-Dichlorobenzene	ND	ug/L	5.0	1		03/08/16 19:28	95-50-1	
1,3-Dichlorobenzene	ND	ug/L	5.0	1		03/08/16 19:28	541-73-1	
1,4-Dichlorobenzene	ND	ug/L	5.0	1		03/08/16 19:28	106-46-7	
trans-1,4-Dichloro-2-butene	ND	ug/L	10.0	1		03/08/16 19:28	110-57-6	
Dichlorodifluoromethane	ND	ug/L	5.0	1		03/08/16 19:28	75-71-8	
1,1-Dichloroethane	ND	ug/L	5.0	1		03/08/16 19:28	75-34-3	
1,2-Dichloroethane	ND	ug/L	5.0	1		03/08/16 19:28	107-06-2	
1,1-Dichloroethene	ND	ug/L	5.0	1		03/08/16 19:28	75-35-4	
cis-1,2-Dichloroethene	ND	ug/L	5.0	1		03/08/16 19:28	156-59-2	
trans-1,2-Dichloroethene	ND	ug/L	5.0	1		03/08/16 19:28	156-60-5	
1,2-Dichloropropane	ND	ug/L	5.0	1		03/08/16 19:28	78-87-5	
1,3-Dichloropropane	ND	ug/L	5.0	1		03/08/16 19:28	142-28-9	
2,2-Dichloropropane	ND	ug/L	5.0	1		03/08/16 19:28	594-20-7	
1,1-Dichloropropene	ND	ug/L	5.0	1		03/08/16 19:28	563-58-6	
cis-1,3-Dichloropropene	ND	ug/L	5.0	1		03/08/16 19:28	10061-01-5	
trans-1,3-Dichloropropene	ND	ug/L	5.0	1		03/08/16 19:28	10061-02-6	
Ethylbenzene	ND	ug/L	5.0	1		03/08/16 19:28	100-41-4	
Ethyl methacrylate	ND	ug/L	100	1		03/08/16 19:28	97-63-2	
2-Hexanone	ND	ug/L	10.0	1		03/08/16 19:28	591-78-6	
Iodomethane	ND	ug/L	5.0	1		03/08/16 19:28	74-88-4	
Isobutanol	ND	ug/L	100	1		03/08/16 19:28	78-83-1	N2
Methacrylonitrile	ND	ug/L	100	1		03/08/16 19:28	126-98-7	N2
Methylene Chloride	ND	ug/L	5.0	1		03/08/16 19:28	75-09-2	
Methyl methacrylate	ND	ug/L	100	1		03/08/16 19:28	80-62-6	N2
4-Methyl-2-pentanone (MIBK)	ND	ug/L	10.0	1		03/08/16 19:28	108-10-1	
Propionitrile	ND	ug/L	100	1		03/08/16 19:28	107-12-0	N2
Styrene	ND	ug/L	5.0	1		03/08/16 19:28	100-42-5	
1,1,1,2-Tetrachloroethane	ND	ug/L	5.0	1		03/08/16 19:28	630-20-6	
1,1,2,2-Tetrachloroethane	ND	ug/L	5.0	1		03/08/16 19:28	79-34-5	
Tetrachloroethene	ND	ug/L	5.0	1		03/08/16 19:28	127-18-4	
Toluene	ND	ug/L	5.0	1		03/08/16 19:28	108-88-3	

REPORT OF LABORATORY ANALYSIS

This report shall not be reproduced, except in full,
without the written consent of Pace Analytical Services, Inc.

Pace Analytical®
www.pacelabs.com

Pace Analytical Services, Inc.
Not NELAP Accredited
4880 Blazer Parkway
Dublin, OH 43017
(614)486-5421

Pace Analytical Services, Inc.
7726 Moller Road
Indianapolis, IN 46268
(317)228-3100

ANALYTICAL RESULTS

Project: Bridgeton Landfill 1Q 2016
Pace Project No.: 50139618

Sample: Trip Blank #1 **Lab ID: 50139618013** Collected: 03/02/16 08:00 Received: 03/03/16 08:40 Matrix: Water

Parameters	Results	Units	Report Limit	DF	Prepared	Analyzed	CAS No.	Qual
8260 MSV	Analytical Method: EPA 8260							
1,1,1-Trichloroethane	ND	ug/L	5.0	1		03/08/16 19:28	71-55-6	
1,1,2-Trichloroethane	ND	ug/L	5.0	1		03/08/16 19:28	79-00-5	
Trichloroethene	ND	ug/L	5.0	1		03/08/16 19:28	79-01-6	
Trichlorofluoromethane	ND	ug/L	10.0	1		03/08/16 19:28	75-69-4	
1,2,3-Trichloropropane	ND	ug/L	5.0	1		03/08/16 19:28	96-18-4	
Vinyl acetate	ND	ug/L	10.0	1		03/08/16 19:28	108-05-4	
Vinyl chloride	ND	ug/L	2.0	1		03/08/16 19:28	75-01-4	
Xylene (Total)	ND	ug/L	5.0	1		03/08/16 19:28	1330-20-7	
Surrogates								
Dibromofluoromethane (S)	98	%.	84-118	1		03/08/16 19:28	1868-53-7	
4-Bromofluorobenzene (S)	97	%.	79-116	1		03/08/16 19:28	460-00-4	
Toluene-d8 (S)	98	%.	86-110	1		03/08/16 19:28	2037-26-5	

Sample: PZ-202-SS **Lab ID: 50139618014** Collected: 03/03/16 08:55 Received: 03/05/16 11:30 Matrix: Water

Parameters	Results	Units	Report Limit	DF	Prepared	Analyzed	CAS No.	Qual
Field Data	Analytical Method:							
Field pH	**6.64**	Std. Units		1		03/03/16 08:33		
Field Temperature	**14.6**	deg C		1		03/03/16 08:33		
Field Specific Conductance	**5310**	umhos/cm		1		03/03/16 08:33		
Field Turbidity	**7.84**	NTU		1		03/03/16 08:33		
Total Well Depth	**85.20**	feet		1		03/03/16 08:33		
Elevation Water Level	**469.38**	ft/msl		1		03/03/16 08:33		
Collar Elevation	**481.02**	ft/msl		1		03/03/16 08:33		
Depth to Water	**11.64**	feet		1		03/03/16 08:33		
300.0 IC Anions 28 Days	Analytical Method: EPA 300.0							
Chloride	**1140**	mg/L	250	1000		03/08/16 19:59	16887-00-6	
Fluoride	ND	mg/L	0.10	1		03/08/16 02:44	16984-48-8	
Sulfate	**0.92**	mg/L	0.25	1		03/08/16 02:44	14808-79-8	
6010 MET ICP	Analytical Method: EPA 6010 Preparation Method: EPA 3010							
Barium	**2220**	ug/L	10.0	1	03/09/16 17:15	03/14/16 15:19	7440-39-3	
Boron	ND	ug/L	100	1	03/09/16 17:15	03/14/16 15:19	7440-42-8	
Calcium	**584000**	ug/L	5000	10	03/09/16 17:15	03/14/16 16:36	7440-70-2	
Cobalt	**16.4**	ug/L	5.0	1	03/09/16 17:15	03/14/16 15:19	7440-48-4	
Iron	**68600**	ug/L	50.0	1	03/09/16 17:15	03/14/16 15:19	7439-89-6	
Magnesium	**248000**	ug/L	500	1	03/09/16 17:15	03/14/16 15:19	7439-95-4	
Manganese	**2370**	ug/L	5.0	1	03/09/16 17:15	03/14/16 15:19	7439-96-5	
Nickel	**56.8**	ug/L	10.0	1	03/09/16 17:15	03/14/16 15:19	7440-02-0	
Sodium	**114000**	ug/L	1000	1	03/09/16 17:15	03/14/16 15:19	7440-23-5	
Total Hardness by 2340B	**2480000**	ug/L	10000	10	03/09/16 17:15	03/14/16 16:36		
Zinc	ND	ug/L	20.0	1	03/09/16 17:15	03/14/16 15:19	7440-66-6	

REPORT OF LABORATORY ANALYSIS

This report shall not be reproduced, except in full,
without the written consent of Pace Analytical Services, Inc..

Pace Analytical®
www.pacelabs.com

Pace Analytical Services, Inc.
Not NELAP Accredited
4860 Blazer Parkway
Dublin, OH 43017
(614)486-5421

Pace Analytical Services, Inc.
7726 Moller Road
Indianapolis, IN 46268
(317)228-3100

ANALYTICAL RESULTS

Project: Bridgeton Landfill 1Q 2016
Pace Project No.: 50139618

Sample: PZ-202-SS **Lab ID: 50139618014** Collected: 03/03/16 08:55 Received: 03/05/16 11:30 Matrix: Water

Parameters	Results	Units	Report Limit	DF	Prepared	Analyzed	CAS No.	Qual
6020 MET ICPMS	Analytical Method: EPA 6020 Preparation Method: EPA 200.2							
Antimony	ND	ug/L	5.0	1	03/08/16 08:29	03/09/16 21:21	7440-36-0	
Arsenic	42.9	ug/L	5.0	1	03/08/16 08:29	03/09/16 21:21	7440-38-2	
Beryllium	ND	ug/L	2.0	1	03/08/16 08:29	03/09/16 21:21	7440-41-7	
Cadmium	ND	ug/L	0.20	1	03/08/16 08:29	03/09/16 21:21	7440-43-9	
Chromium	ND	ug/L	5.0	1	03/08/16 08:29	03/09/16 21:21	7440-47-3	
Copper	ND	ug/L	5.0	1	03/08/16 08:29	03/09/16 21:21	7440-50-8	
Lead	ND	ug/L	5.0	1	03/08/16 08:29	03/09/16 21:21	7439-92-1	
Selenium	ND	ug/L	5.0	1	03/08/16 08:29	03/09/16 21:21	7782-49-2	
Silver	ND	ug/L	5.0	1	03/08/16 08:29	03/09/16 21:21	7440-22-4	
Thallium	ND	ug/L	2.0	1	03/08/16 08:29	03/09/16 21:21	7440-28-0	
Vanadium	ND	ug/L	10.0	1	03/08/16 08:29	03/09/16 21:21	7440-62-2	
7470 Mercury	Analytical Method: EPA 7470 Preparation Method: EPA 7470							
Mercury	ND	ug/L	0.20	1	03/23/16 11:43	03/23/16 18:42	7439-97-6	
8270 MSSV APP IX waters	Analytical Method: EPA 8270 Preparation Method: EPA 3510							
Acenaphthene	ND	ug/L	10.0	1	03/09/16 00:11	03/09/16 17:54	83-32-9	
Acenaphthylene	ND	ug/L	10.0	1	03/09/16 00:11	03/09/16 17:54	208-96-8	
Acetophenone	ND	ug/L	10.0	1	03/09/16 00:11	03/09/16 17:54	98-86-2	
2-Acetylaminofluorene	ND	ug/L	10.0	1	03/09/16 00:11	03/09/16 17:54	53-96-3	
4-Aminobiphenyl	ND	ug/L	10.0	1	03/09/16 00:11	03/09/16 17:54	92-67-1	
Anthracene	ND	ug/L	10.0	1	03/09/16 00:11	03/09/16 17:54	120-12-7	
Benzo(a)anthracene	ND	ug/L	10.0	1	03/09/16 00:11	03/09/16 17:54	56-55-3	
Benzo(a)pyrene	ND	ug/L	10.0	1	03/09/16 00:11	03/09/16 17:54	50-32-8	
Benzo(b)fluoranthene	ND	ug/L	10.0	1	03/09/16 00:11	03/09/16 17:54	205-99-2	
Benzo(g,h,i)perylene	ND	ug/L	10.0	1	03/09/16 00:11	03/09/16 17:54	191-24-2	
Benzo(k)fluoranthene	ND	ug/L	10.0	1	03/09/16 00:11	03/09/16 17:54	207-08-9	
Benzyl alcohol	ND	ug/L	10.0	1	03/09/16 00:11	03/09/16 17:54	100-51-6	
4-Bromophenylphenyl ether	ND	ug/L	10.0	1	03/09/16 00:11	03/09/16 17:54	101-55-3	
Butylbenzylphthalate	ND	ug/L	10.0	1	03/09/16 00:11	03/09/16 17:54	85-68-7	
4-Chloro-3-methylphenol	ND	ug/L	10.0	1	03/09/16 00:11	03/09/16 17:54	59-50-7	
4-Chloroaniline	ND	ug/L	10.0	1	03/09/16 00:11	03/09/16 17:54	106-47-8	
Chlorobenzilate	ND	ug/L	10.0	1	03/09/16 00:11	03/09/16 17:54	510-15-6	
bis(2-Chloroethoxy)methane	ND	ug/L	10.0	1	03/09/16 00:11	03/09/16 17:54	111-91-1	
bis(2-Chloroethyl) ether	ND	ug/L	10.0	1	03/09/16 00:11	03/09/16 17:54	111-44-4	
bis(2-Chloroisopropyl) ether	ND	ug/L	10.0	1	03/09/16 00:11	03/09/16 17:54	108-60-1	
2-Chloronaphthalene	ND	ug/L	10.0	1	03/09/16 00:11	03/09/16 17:54	91-58-7	
2-Chlorophenol	ND	ug/L	10.0	1	03/09/16 00:11	03/09/16 17:54	95-57-8	
4-Chlorophenylphenyl ether	ND	ug/L	10.0	1	03/09/16 00:11	03/09/16 17:54	7005-72-3	
Chrysene	ND	ug/L	10.0	1	03/09/16 00:11	03/09/16 17:54	218-01-9	
Diallate	ND	ug/L	10.0	1	03/09/16 00:11	03/09/16 17:54	2303-16-4	
Dibenz(a,h)anthracene	ND	ug/L	10.0	1	03/09/16 00:11	03/09/16 17:54	53-70-3	
Dibenzofuran	ND	ug/L	10.0	1	03/09/16 00:11	03/09/16 17:54	132-64-9	
3,3'-Dichlorobenzidine	ND	ug/L	20.0	1	03/09/16 00:11	03/09/16 17:54	91-94-1	
2,4-Dichlorophenol	ND	ug/L	10.0	1	03/09/16 00:11	03/09/16 17:54	120-83-2	
2,6-Dichlorophenol	ND	ug/L	10.0	1	03/09/16 00:11	03/09/16 17:54	87-65-0	

REPORT OF LABORATORY ANALYSIS

This report shall not be reproduced, except in full,
without the written consent of Pace Analytical Services, Inc..

Pace Analytical
www.pacelabs.com

Pace Analytical Services, Inc.
Not NELAP Accredited
4860 Blazer Parkway
Dublin, OH 43017
(614)486-5421

Pace Analytical Services, Inc.
7726 Moller Road
Indianapolis, IN 46268
(317)228-3100

ANALYTICAL RESULTS

Project: Bridgeton Landfill 1Q 2016
Pace Project No.: 50139618

Sample: PZ-202-SS **Lab ID: 50139618014** Collected: 03/03/16 08:55 Received: 03/05/16 11:30 Matrix: Water

Parameters	Results	Units	Report Limit	DF	Prepared	Analyzed	CAS No.	Qual
8270 MSSV APP IX waters	Analytical Method: EPA 8270 Preparation Method: EPA 3510							
Diethylphthalate	ND	ug/L	10.0	1	03/09/16 00:11	03/09/16 17:54	84-66-2	
Dimethoate	ND	ug/L	10.0	1	03/09/16 00:11	03/09/16 17:54	60-51-5	
P-Dimethylaminoazobenzene	ND	ug/L	10.0	1	03/09/16 00:11	03/09/16 17:54	60-11-7	
7,12-Dimethylbenz(a)anthracene	ND	ug/L	20.0	1	03/09/16 00:11	03/09/16 17:54	57-97-6	
3,3'-Dimethylbenzidine	ND	ug/L	20.0	1	03/09/16 00:11	03/09/16 17:54	119-93-7	
2,4-Dimethylphenol	ND	ug/L	10.0	1	03/09/16 00:11	03/09/16 17:54	105-67-9	
Dimethylphthalate	ND	ug/L	10.0	1	03/09/16 00:11	03/09/16 17:54	131-11-3	
Di-n-butylphthalate	ND	ug/L	10.0	1	03/09/16 00:11	03/09/16 17:54	84-74-2	
4,6-Dinitro-2-methylphenol	ND	ug/L	50.0	1	03/09/16 00:11	03/09/16 17:54	534-52-1	
1,3-Dinitrobenzene	ND	ug/L	50.0	1	03/09/16 00:11	03/09/16 17:54	99-65-0	
1,4-Dinitrobenzene	ND	ug/L	10.0	1	03/09/16 00:11	03/09/16 17:54	100-25-4	
2,4-Dinitrophenol	ND	ug/L	50.0	1	03/09/16 00:11	03/09/16 17:54	51-28-5	
2,4-Dinitrotoluene	ND	ug/L	10.0	1	03/09/16 00:11	03/09/16 17:54	121-14-2	
2,6-Dinitrotoluene	ND	ug/L	10.0	1	03/09/16 00:11	03/09/16 17:54	606-20-2	
Di-n-octylphthalate	ND	ug/L	10.0	1	03/09/16 00:11	03/09/16 17:54	117-84-0	
Dinoseb	ND	ug/L	10.0	1	03/09/16 00:11	03/09/16 17:54	88-85-7	
Diphenylamine	ND	ug/L	10.0	1	03/09/16 00:11	03/09/16 17:54	122-39-4	
Disulfoton	ND	ug/L	10.0	1	03/09/16 00:11	03/09/16 17:54	298-04-4	
bis(2-Ethylhexyl)phthalate	ND	ug/L	10.0	1	03/09/16 00:11	03/09/16 17:54	117-81-7	
Ethyl methanesulfonate	ND	ug/L	10.0	1	03/09/16 00:11	03/09/16 17:54	62-50-0	
Famphur	ND	ug/L	200	1	03/09/16 00:11	03/09/16 17:54	52-85-7	
Fluoranthene	ND	ug/L	10.0	1	03/09/16 00:11	03/09/16 17:54	206-44-0	
Fluorene	ND	ug/L	10.0	1	03/09/16 00:11	03/09/16 17:54	86-73-7	
Hexachloro-1,3-butadiene	ND	ug/L	10.0	1	03/09/16 00:11	03/09/16 17:54	87-68-3	
Hexachlorobenzene	ND	ug/L	10.0	1	03/09/16 00:11	03/09/16 17:54	118-74-1	
Hexachlorocyclopentadiene	ND	ug/L	10.0	1	03/09/16 00:11	03/09/16 17:54	77-47-4	
Hexachloroethane	ND	ug/L	10.0	1	03/09/16 00:11	03/09/16 17:54	67-72-1	
Hexachlorophene	ND	ug/L	200	1	03/09/16 00:11	03/09/16 17:54	70-30-4	
Hexachloropropene	ND	ug/L	10.0	1	03/09/16 00:11	03/09/16 17:54	1888-71-7	
Indeno(1,2,3-cd)pyrene	ND	ug/L	10.0	1	03/09/16 00:11	03/09/16 17:54	193-39-5	
Isodrin	ND	ug/L	10.0	1	03/09/16 00:11	03/09/16 17:54	465-73-6	
Isophorone	ND	ug/L	10.0	1	03/09/16 00:11	03/09/16 17:54	78-59-1	
Isosafrole	ND	ug/L	10.0	1	03/09/16 00:11	03/09/16 17:54	120-58-1	
Kepone	ND	ug/L	200	1	03/09/16 00:11	03/09/16 17:54	143-50-0	
Methapyrilene	ND	ug/L	10.0	1	03/09/16 00:11	03/09/16 17:54	91-80-5	
3-Methylcholanthrene	ND	ug/L	10.0	1	03/09/16 00:11	03/09/16 17:54	56-49-5	
Methyl methanesulfonate	ND	ug/L	10.0	1	03/09/16 00:11	03/09/16 17:54	66-27-3	
2-Methylnaphthalene	ND	ug/L	10.0	1	03/09/16 00:11	03/09/16 17:54	91-57-6	
Methyl parathion	ND	ug/L	10.0	1	03/09/16 00:11	03/09/16 17:54	298-00-0	
2-Methylphenol(o-Cresol)	ND	ug/L	10.0	1	03/09/16 00:11	03/09/16 17:54	95-48-7	
3&4-Methylphenol(m&p Cresol)	ND	ug/L	10.0	1	03/09/16 00:11	03/09/16 17:54		
1-Naphthalenamine	ND	ug/L	50.0	1	03/09/16 00:11	03/09/16 17:54	134-32-7	
2-Naphthalenamine	ND	ug/L	10.0	1	03/09/16 00:11	03/09/16 17:54	91-59-8	
Naphthalene	ND	ug/L	10.0	1	03/09/16 00:11	03/09/16 17:54	91-20-3	
1,4-Naphthoquinone	ND	ug/L	50.0	1	03/09/16 00:11	03/09/16 17:54	130-15-4	
2-Nitroaniline	ND	ug/L	50.0	1	03/09/16 00:11	03/09/16 17:54	88-74-4	
3-Nitroaniline	ND	ug/L	50.0	1	03/09/16 00:11	03/09/16 17:54	99-09-2	

REPORT OF LABORATORY ANALYSIS

This report shall not be reproduced, except in full,
without the written consent of Pace Analytical Services, Inc..

Pace Analytical
www.pacelabs.com

Pace Analytical Services, Inc.
Not NELAP Accredited
4860 Blazer Parkway
Dublin, OH 43017
(614)486-5421

Pace Analytical Services, Inc.
7726 Moller Road
Indianapolis, IN 46268
(317)228-3100

ANALYTICAL RESULTS

Project: Bridgeton Landfill 1Q 2016
Pace Project No.: 50139618

Sample: PZ-202-SS Lab ID: 50139618014 Collected: 03/03/16 08:55 Received: 03/05/16 11:30 Matrix: Water

Parameters	Results	Units	Report Limit	DF	Prepared	Analyzed	CAS No.	Qual
8270 MSSV APP IX waters	Analytical Method: EPA 8270 Preparation Method: EPA 3510							
4-Nitroaniline	ND	ug/L	50.0	1	03/09/16 00:11	03/09/16 17:54	100-01-6	
Nitrobenzene	ND	ug/L	10.0	1	03/09/16 00:11	03/09/16 17:54	98-95-3	
2-Nitrophenol	ND	ug/L	10.0	1	03/09/16 00:11	03/09/16 17:54	88-75-5	
4-Nitrophenol	ND	ug/L	50.0	1	03/09/16 00:11	03/09/16 17:54	100-02-7	
5-Nitro-o-toluidine	ND	ug/L	10.0	1	03/09/16 00:11	03/09/16 17:54	99-55-8	
N-Nitrosodiethylamine	ND	ug/L	10.0	1	03/09/16 00:11	03/09/16 17:54	55-18-5	
N-Nitrosodimethylamine	ND	ug/L	10.0	1	03/09/16 00:11	03/09/16 17:54	62-75-9	
N-Nitroso-di-n-butylamine	ND	ug/L	10.0	1	03/09/16 00:11	03/09/16 17:54	924-16-3	
N-Nitroso-di-n-propylamine	ND	ug/L	50.0	1	03/09/16 00:11	03/09/16 17:54	621-64-7	
N-Nitrosomethylethylamine	ND	ug/L	10.0	1	03/09/16 00:11	03/09/16 17:54	10595-95-6	
N-Nitrosomorpholine	ND	ug/L	10.0	1	03/09/16 00:11	03/09/16 17:54	59-89-2	
N-Nitrosopiperidine	ND	ug/L	10.0	1	03/09/16 00:11	03/09/16 17:54	100-75-4	
N-Nitrosopyrrolidine	ND	ug/L	10.0	1	03/09/16 00:11	03/09/16 17:54	930-55-2	
O,O,O-Triethylphosphorothioate	ND	ug/L	10.0	1	03/09/16 00:11	03/09/16 17:54	126-68-1	
Parathion (Ethyl parathion)	ND	ug/L	10.0	1	03/09/16 00:11	03/09/16 17:54	56-38-2	
Pentachlorobenzene	ND	ug/L	10.0	1	03/09/16 00:11	03/09/16 17:54	608-93-5	
Pentachloronitrobenzene	ND	ug/L	10.0	1	03/09/16 00:11	03/09/16 17:54	82-68-8	
Pentachlorophenol	ND	ug/L	50.0	1	03/09/16 00:11	03/09/16 17:54	87-86-5	
Phenacetin	ND	ug/L	10.0	1	03/09/16 00:11	03/09/16 17:54	62-44-2	
Phenanthrene	ND	ug/L	10.0	1	03/09/16 00:11	03/09/16 17:54	85-01-8	
Phenol	ND	ug/L	10.0	1	03/09/16 00:11	03/09/16 17:54	108-95-2	
p-Phenylenediamine	ND	ug/L	20.0	1	03/09/16 00:11	03/09/16 17:54	106-50-3	
Phorate	ND	ug/L	10.0	1	03/09/16 00:11	03/09/16 17:54	298-02-2	
Pronamide	ND	ug/L	10.0	1	03/09/16 00:11	03/09/16 17:54	23950-58-5	
Pyrene	ND	ug/L	10.0	1	03/09/16 00:11	03/09/16 17:54	129-00-0	
Safrole	ND	ug/L	10.0	1	03/09/16 00:11	03/09/16 17:54	94-59-7	
1,2,4,5-Tetrachlorobenzene	ND	ug/L	10.0	1	03/09/16 00:11	03/09/16 17:54	95-94-3	
2,3,4,6-Tetrachlorophenol	ND	ug/L	10.0	1	03/09/16 00:11	03/09/16 17:54	58-90-2	
Thionazin	ND	ug/L	10.0	1	03/09/16 00:11	03/09/16 17:54	297-97-2	
O-Toluidine	ND	ug/L	10.0	1	03/09/16 00:11	03/09/16 17:54	95-53-4	
1,2,4-Trichlorobenzene	ND	ug/L	10.0	1	03/09/16 00:11	03/09/16 17:54	120-82-1	
2,4,5-Trichlorophenol	ND	ug/L	10.0	1	03/09/16 00:11	03/09/16 17:54	95-95-4	
2,4,6-Trichlorophenol	ND	ug/L	10.0	1	03/09/16 00:11	03/09/16 17:54	88-06-2	
1,3,5-Trinitrobenzene	ND	ug/L	20.0	1	03/09/16 00:11	03/09/16 17:54	99-35-4	
Surrogates								
Nitrobenzene-d5 (S)	80	%.	38-124	1	03/09/16 00:11	03/09/16 17:54	4165-60-0	
2-Fluorobiphenyl (S)	64	%.	33-114	1	03/09/16 00:11	03/09/16 17:54	321-60-8	
p-Terphenyl-d14 (S)	32	%.	10-113	1	03/09/16 00:11	03/09/16 17:54	1718-51-0	
Phenol-d5 (S)	39	%.	10-58	1	03/09/16 00:11	03/09/16 17:54	4165-62-2	
2-Fluorophenol (S)	52	%.	11-79	1	03/09/16 00:11	03/09/16 17:54	367-12-4	
2,4,6-Tribromophenol (S)	105	%.	29-158	1	03/09/16 00:11	03/09/16 17:54	118-79-6	
8260 MSV	Analytical Method: EPA 8260							
Acetone	ND	ug/L	10.0	1		03/08/16 19:54	67-64-1	
Acetonitrile	ND	ug/L	100	1		03/08/16 19:54	75-05-8	
Acrolein	ND	ug/L	50.0	1		03/08/16 19:54	107-02-8	
Acrylonitrile	ND	ug/L	100	1		03/08/16 19:54	107-13-1	

REPORT OF LABORATORY ANALYSIS

This report shall not be reproduced, except in full,
without the written consent of Pace Analytical Services, Inc..

Pace Analytical®
www.pacelabs.com

Pace Analytical Services, Inc.
Not NELAP Accredited
4860 Blazer Parkway
Dublin, OH 43017
(614)486-5421

Pace Analytical Services, Inc.
7726 Moller Road
Indianapolis, IN 46268
(317)228-3100

ANALYTICAL RESULTS

Project: Bridgeton Landfill 1Q 2016
Pace Project No.: 50139618

Sample: PZ-202-SS **Lab ID: 50139618014** Collected: 03/03/16 08:55 Received: 03/05/16 11:30 Matrix: Water

Parameters	Results	Units	Report Limit	DF	Prepared	Analyzed	CAS No.	Qual
8260 MSV	Analytical Method: EPA 8260							
Allyl chloride	ND	ug/L	5.0	1		03/08/16 19:54	107-05-1	N2
Benzene	**119**	ug/L	10.0	2		03/09/16 13:04	71-43-2	
Bromochloromethane	ND	ug/L	5.0	1		03/08/16 19:54	74-97-5	
Bromodichloromethane	ND	ug/L	5.0	1		03/08/16 19:54	75-27-4	
Bromoform	ND	ug/L	5.0	1		03/08/16 19:54	75-25-2	
Bromomethane	ND	ug/L	10.0	1		03/08/16 19:54	74-83-9	
2-Butanone (MEK)	ND	ug/L	10.0	1		03/08/16 19:54	78-93-3	
Carbon disulfide	ND	ug/L	10.0	1		03/08/16 19:54	75-15-0	
Carbon tetrachloride	ND	ug/L	5.0	1		03/08/16 19:54	56-23-5	
Chlorobenzene	ND	ug/L	5.0	1		03/08/16 19:54	108-90-7	
Chloroethane	ND	ug/L	10.0	1		03/08/16 19:54	75-00-3	
Chloroform	ND	ug/L	5.0	1		03/08/16 19:54	67-66-3	
Chloromethane	ND	ug/L	10.0	1		03/08/16 19:54	74-87-3	
Chloroprene	ND	ug/L	100	1		03/08/16 19:54	126-99-8	N2
1,2-Dibromo-3-chloropropane	ND	ug/L	5.0	1		03/08/16 19:54	96-12-8	
Dibromochloromethane	ND	ug/L	5.0	1		03/08/16 19:54	124-48-1	
1,2-Dibromoethane (EDB)	ND	ug/L	5.0	1		03/08/16 19:54	106-93-4	
Dibromomethane	ND	ug/L	10.0	1		03/08/16 19:54	74-95-3	
1,2-Dichlorobenzene	ND	ug/L	5.0	1		03/08/16 19:54	95-50-1	
1,3-Dichlorobenzene	ND	ug/L	5.0	1		03/08/16 19:54	541-73-1	
1,4-Dichlorobenzene	ND	ug/L	5.0	1		03/08/16 19:54	106-46-7	
trans-1,4-Dichloro-2-butene	ND	ug/L	10.0	1		03/08/16 19:54	110-57-6	
Dichlorodifluoromethane	ND	ug/L	5.0	1		03/08/16 19:54	75-71-8	
1,1-Dichloroethane	ND	ug/L	5.0	1		03/08/16 19:54	75-34-3	
1,2-Dichloroethane	ND	ug/L	5.0	1		03/08/16 19:54	107-06-2	
1,1-Dichloroethene	ND	ug/L	5.0	1		03/08/16 19:54	75-35-4	
cis-1,2-Dichloroethene	ND	ug/L	5.0	1		03/08/16 19:54	156-59-2	
trans-1,2-Dichloroethene	ND	ug/L	5.0	1		03/08/16 19:54	156-60-5	
1,2-Dichloropropane	ND	ug/L	5.0	1		03/08/16 19:54	78-87-5	
1,3-Dichloropropane	ND	ug/L	5.0	1		03/08/16 19:54	142-28-9	
2,2-Dichloropropane	ND	ug/L	5.0	1		03/08/16 19:54	594-20-7	
1,1-Dichloropropene	ND	ug/L	5.0	1		03/08/16 19:54	563-58-6	
cis-1,3-Dichloropropene	ND	ug/L	5.0	1		03/08/16 19:54	10061-01-5	
trans-1,3-Dichloropropene	ND	ug/L	5.0	1		03/08/16 19:54	10061-02-6	
Ethylbenzene	ND	ug/L	5.0	1		03/08/16 19:54	100-41-4	
Ethyl methacrylate	ND	ug/L	100	1		03/08/16 19:54	97-63-2	
2-Hexanone	ND	ug/L	10.0	1		03/08/16 19:54	591-78-6	
Iodomethane	ND	ug/L	5.0	1		03/08/16 19:54	74-88-4	
Isobutanol	ND	ug/L	100	1		03/08/16 19:54	78-83-1	N2
Methacrylonitrile	ND	ug/L	100	1		03/08/16 19:54	126-98-7	N2
Methylene Chloride	ND	ug/L	5.0	1		03/08/16 19:54	75-09-2	
Methyl methacrylate	ND	ug/L	100	1		03/08/16 19:54	80-62-6	N2
4-Methyl-2-pentanone (MIBK)	ND	ug/L	10.0	1		03/08/16 19:54	108-10-1	
Propionitrile	ND	ug/L	100	1		03/08/16 19:54	107-12-0	N2
Styrene	ND	ug/L	5.0	1		03/08/16 19:54	100-42-5	
1,1,1,2-Tetrachloroethane	ND	ug/L	5.0	1		03/08/16 19:54	630-20-6	
1,1,2,2-Tetrachloroethane	ND	ug/L	5.0	1		03/08/16 19:54	79-34-5	

REPORT OF LABORATORY ANALYSIS

This report shall not be reproduced, except in full,
without the written consent of Pace Analytical Services, Inc..

Pace Analytical®
www.pacelabs.com

Pace Analytical Services, Inc.
Not NELAP Accredited
4860 Blazer Parkway
Dublin, OH 43017
(614)486-5421

Pace Analytical Services, Inc.
7726 Moller Road
Indianapolis, IN 46268
(317)228-3100

ANALYTICAL RESULTS

Project: Bridgeton Landfill 1Q 2016
Pace Project No.: 50139618

Sample: PZ-202-SS **Lab ID: 50139618014** Collected: 03/03/16 08:55 Received: 03/05/16 11:30 Matrix: Water

Parameters	Results	Units	Report Limit	DF	Prepared	Analyzed	CAS No.	Qual
8260 MSV	Analytical Method: EPA 8260							
Tetrachloroethene	ND	ug/L	5.0	1		03/08/16 19:54	127-18-4	
Toluene	ND	ug/L	5.0	1		03/08/16 19:54	108-88-3	
1,1,1-Trichloroethane	ND	ug/L	5.0	1		03/08/16 19:54	71-55-6	
1,1,2-Trichloroethane	ND	ug/L	5.0	1		03/08/16 19:54	79-00-5	
Trichloroethene	ND	ug/L	5.0	1		03/08/16 19:54	79-01-6	
Trichlorofluoromethane	ND	ug/L	10.0	1		03/08/16 19:54	75-69-4	
1,2,3-Trichloropropane	ND	ug/L	5.0	1		03/08/16 19:54	96-18-4	
Vinyl acetate	ND	ug/L	10.0	1		03/08/16 19:54	108-05-4	
Vinyl chloride	ND	ug/L	2.0	1		03/08/16 19:54	75-01-4	
Xylene (Total)	ND	ug/L	5.0	1		03/08/16 19:54	1330-20-7	
Surrogates								
Dibromofluoromethane (S)	97	%.	84-118	1		03/08/16 19:54	1868-53-7	
4-Bromofluorobenzene (S)	101	%.	79-116	1		03/08/16 19:54	460-00-4	
Toluene-d8 (S)	99	%.	86-110	1		03/08/16 19:54	2037-26-5	
2540C Total Dissolved Solids	Analytical Method: SM 2540C							
Total Dissolved Solids	**3630**	mg/L	40.0	1		03/09/16 11:06		
410.4 COD	Analytical Method: EPA 410.4 Preparation Method: EPA 410.4							
Chemical Oxygen Demand	**635**	mg/L	10.0	1	03/15/16 09:13	03/15/16 11:40		
353.2 Nitrogen, NO2/NO3 pres.	Analytical Method: EPA 353.2							
Nitrogen, NO2 plus NO3	ND	mg/L	0.10	1		03/08/16 09:49		
365.1 Total Phosphorus	Analytical Method: EPA 365.1 Preparation Method: EPA 365.1							
Phosphorus	**0.14**	mg/L	0.050	1	03/10/16 14:06	03/14/16 10:51	7723-14-0	
4500 Ammonia Water	Analytical Method: SM 4500-NH3 G							
Nitrogen, Ammonia	**0.38**	mg/L	0.10	1		03/09/16 11:11	7664-41-7	
5310C TOC	Analytical Method: SM 5310C							
Total Organic Carbon	**193**	mg/L	10.0	10		03/17/16 19:24	7440-44-0	

Sample: PZ-201A-SS **Lab ID: 50139618015** Collected: 03/03/16 11:08 Received: 03/05/16 11:30 Matrix: Water

Parameters	Results	Units	Report Limit	DF	Prepared	Analyzed	CAS No.	Qual
Field Data	Analytical Method:							
Field pH	**7.21**	Std. Units		1		03/03/16 10:46		
Field Temperature	**15.5**	deg C		1		03/03/16 10:46		
Field Specific Conductance	**775**	umhos/cm		1		03/03/16 10:46		
Field Turbidity	**2.99**	NTU		1		03/03/16 10:46		
Total Well Depth	**86.21**	feet		1		03/03/16 10:46		
Elevation Water Level	**470.36**	ft/msl		1		03/03/16 10:46		
Collar Elevation	**480.16**	ft/msl		1		03/03/16 10:46		

REPORT OF LABORATORY ANALYSIS

This report shall not be reproduced, except in full,
without the written consent of Pace Analytical Services, Inc..

Pace Analytical
www.pacelabs.com

Pace Analytical Services, Inc.
Not NELAP Accredited
4880 Blazer Parkway
Dublin, OH 43017
(614)486-5421

Pace Analytical Services, Inc.
7726 Moller Road
Indianapolis, IN 46268
(317)228-3100

ANALYTICAL RESULTS

Project: Bridgeton Landfill 1Q 2016
Pace Project No.: 50139618

Sample: PZ-201A-SS **Lab ID: 50139618015** Collected: 03/03/16 11:08 Received: 03/05/16 11:30 Matrix: Water

Parameters	Results	Units	Report Limit	DF	Prepared	Analyzed	CAS No.	Qual
Field Data	Analytical Method:							
Depth to Water	**9.80**	feet		1		03/03/16 10:46		
300.0 IC Anions 28 Days	Analytical Method: EPA 300.0							
Chloride	**4.6**	mg/L	0.25	1		03/08/16 03:41	16887-00-6	
Fluoride	**0.28**	mg/L	0.10	1		03/08/16 03:41	16984-48-8	
Sulfate	**71.5**	mg/L	2.5	10		03/08/16 03:55	14808-79-8	
6010 MET ICP	Analytical Method: EPA 6010 Preparation Method: EPA 3010							
Barium	**142**	ug/L	10.0	1	03/09/16 17:15	03/14/16 15:22	7440-39-3	
Boron	ND	ug/L	100	1	03/09/16 17:15	03/14/16 15:22	7440-42-8	
Calcium	**97200**	ug/L	500	1	03/09/16 17:15	03/14/16 15:22	7440-70-2	
Cobalt	ND	ug/L	5.0	1	03/09/16 17:15	03/14/16 15:22	7440-48-4	
Iron	**180**	ug/L	50.0	1	03/09/16 17:15	03/14/16 15:22	7439-89-6	
Magnesium	**47100**	ug/L	500	1	03/09/16 17:15	03/14/16 15:22	7439-95-4	
Manganese	**26.5**	ug/L	5.0	1	03/09/16 17:15	03/14/16 15:22	7439-96-5	
Nickel	ND	ug/L	10.0	1	03/09/16 17:15	03/14/16 15:22	7440-02-0	
Sodium	**10300**	ug/L	1000	1	03/09/16 17:15	03/14/16 15:22	7440-23-5	
Total Hardness by 2340B	**437000**	ug/L	1000	1	03/09/16 17:15	03/14/16 15:22		
Zinc	**35.3**	ug/L	20.0	1	03/09/16 17:15	03/14/16 15:22	7440-66-6	
6020 MET ICPMS	Analytical Method: EPA 6020 Preparation Method: EPA 200.2							
Antimony	ND	ug/L	5.0	1	03/08/16 08:29	03/09/16 20:54	7440-36-0	
Arsenic	ND	ug/L	5.0	1	03/08/16 08:29	03/09/16 20:54	7440-38-2	
Beryllium	ND	ug/L	2.0	1	03/08/16 08:29	03/09/16 20:54	7440-41-7	
Cadmium	ND	ug/L	0.20	1	03/08/16 08:29	03/09/16 20:54	7440-43-9	
Chromium	ND	ug/L	5.0	1	03/08/16 08:29	03/09/16 20:54	7440-47-3	
Copper	ND	ug/L	5.0	1	03/08/16 08:29	03/09/16 20:54	7440-50-8	
Lead	ND	ug/L	5.0	1	03/08/16 08:29	03/09/16 20:54	7439-92-1	
Selenium	ND	ug/L	5.0	1	03/08/16 08:29	03/09/16 20:54	7782-49-2	
Silver	ND	ug/L	5.0	1	03/08/16 08:29	03/09/16 20:54	7440-22-4	
Thallium	ND	ug/L	2.0	1	03/08/16 08:29	03/09/16 20:54	7440-28-0	
Vanadium	ND	ug/L	10.0	1	03/08/16 08:29	03/09/16 20:54	7440-62-2	
7470 Mercury	Analytical Method: EPA 7470 Preparation Method: EPA 7470							
Mercury	ND	ug/L	0.20	1	03/23/16 11:43	03/23/16 18:44	7439-97-6	
8270 MSSV APP IX waters	Analytical Method: EPA 8270 Preparation Method: EPA 3510							
Acenaphthene	ND	ug/L	10.0	1	03/09/16 00:11	03/09/16 18:14	83-32-9	
Acenaphthylene	ND	ug/L	10.0	1	03/09/16 00:11	03/09/16 18:14	208-96-8	
Acetophenone	ND	ug/L	10.0	1	03/09/16 00:11	03/09/16 18:14	98-86-2	
2-Acetylaminofluorene	ND	ug/L	10.0	1	03/09/16 00:11	03/09/16 18:14	53-96-3	
4-Aminobiphenyl	ND	ug/L	10.0	1	03/09/16 00:11	03/09/16 18:14	92-67-1	
Anthracene	ND	ug/L	10.0	1	03/09/16 00:11	03/09/16 18:14	120-12-7	
Benzo(a)anthracene	ND	ug/L	10.0	1	03/09/16 00:11	03/09/16 18:14	56-55-3	
Benzo(a)pyrene	ND	ug/L	10.0	1	03/09/16 00:11	03/09/16 18:14	50-32-8	
Benzo(b)fluoranthene	ND	ug/L	10.0	1	03/09/16 00:11	03/09/16 18:14	205-99-2	

REPORT OF LABORATORY ANALYSIS

This report shall not be reproduced, except in full,
without the written consent of Pace Analytical Services, Inc..

Pace Analytical®
www.pacelabs.com

Pace Analytical Services, Inc.
Not NELAP Accredited
4860 Blazer Parkway
Dublin, OH 43017
(614)486-5421

Pace Analytical Services, Inc.
7726 Moller Road
Indianapolis, IN 46268
(317)228-3100

ANALYTICAL RESULTS

Project: Bridgeton Landfill 1Q 2016
Pace Project No.: 50139618

Sample: PZ-201A-SS **Lab ID: 50139618015** Collected: 03/03/16 11:08 Received: 03/05/16 11:30 Matrix: Water

Parameters	Results	Units	Report Limit	DF	Prepared	Analyzed	CAS No.	Qual
8270 MSSV APP IX waters	Analytical Method: EPA 8270 Preparation Method: EPA 3510							
Benzo(g,h,i)perylene	ND	ug/L	10.0	1	03/09/16 00:11	03/09/16 18:14	191-24-2	
Benzo(k)fluoranthene	ND	ug/L	10.0	1	03/09/16 00:11	03/09/16 18:14	207-08-9	
Benzyl alcohol	ND	ug/L	10.0	1	03/09/16 00:11	03/09/16 18:14	100-51-6	
4-Bromophenylphenyl ether	ND	ug/L	10.0	1	03/09/16 00:11	03/09/16 18:14	101-55-3	
Butylbenzylphthalate	ND	ug/L	10.0	1	03/09/16 00:11	03/09/16 18:14	85-68-7	
4-Chloro-3-methylphenol	ND	ug/L	10.0	1	03/09/16 00:11	03/09/16 18:14	59-50-7	
4-Chloroaniline	ND	ug/L	10.0	1	03/09/16 00:11	03/09/16 18:14	106-47-8	
Chlorobenzilate	ND	ug/L	10.0	1	03/09/16 00:11	03/09/16 18:14	510-15-6	
bis(2-Chloroethoxy)methane	ND	ug/L	10.0	1	03/09/16 00:11	03/09/16 18:14	111-91-1	
bis(2-Chloroethyl) ether	ND	ug/L	10.0	1	03/09/16 00:11	03/09/16 18:14	111-44-4	
bis(2-Chloroisopropyl) ether	ND	ug/L	10.0	1	03/09/16 00:11	03/09/16 18:14	108-60-1	
2-Chloronaphthalene	ND	ug/L	10.0	1	03/09/16 00:11	03/09/16 18:14	91-58-7	
2-Chlorophenol	ND	ug/L	10.0	1	03/09/16 00:11	03/09/16 18:14	95-57-8	
4-Chlorophenylphenyl ether	ND	ug/L	10.0	1	03/09/16 00:11	03/09/16 18:14	7005-72-3	
Chrysene	ND	ug/L	10.0	1	03/09/16 00:11	03/09/16 18:14	218-01-9	
Diallate	ND	ug/L	10.0	1	03/09/16 00:11	03/09/16 18:14	2303-16-4	
Dibenz(a,h)anthracene	ND	ug/L	10.0	1	03/09/16 00:11	03/09/16 18:14	53-70-3	
Dibenzofuran	ND	ug/L	10.0	1	03/09/16 00:11	03/09/16 18:14	132-64-9	
3,3'-Dichlorobenzidine	ND	ug/L	20.0	1	03/09/16 00:11	03/09/16 18:14	91-94-1	
2,4-Dichlorophenol	ND	ug/L	10.0	1	03/09/16 00:11	03/09/16 18:14	120-83-2	
2,6-Dichlorophenol	ND	ug/L	10.0	1	03/09/16 00:11	03/09/16 18:14	87-65-0	
Diethylphthalate	ND	ug/L	10.0	1	03/09/16 00:11	03/09/16 18:14	84-66-2	
Dimethoate	ND	ug/L	10.0	1	03/09/16 00:11	03/09/16 18:14	60-51-5	
P-Dimethylaminoazobenzene	ND	ug/L	10.0	1	03/09/16 00:11	03/09/16 18:14	60-11-7	
7,12-Dimethylbenz(a)anthracene	ND	ug/L	20.0	1	03/09/16 00:11	03/09/16 18:14	57-97-6	
3,3'-Dimethylbenzidine	ND	ug/L	20.0	1	03/09/16 00:11	03/09/16 18:14	119-93-7	
2,4-Dimethylphenol	ND	ug/L	10.0	1	03/09/16 00:11	03/09/16 18:14	105-67-9	
Dimethylphthalate	ND	ug/L	10.0	1	03/09/16 00:11	03/09/16 18:14	131-11-3	
Di-n-butylphthalate	ND	ug/L	10.0	1	03/09/16 00:11	03/09/16 18:14	84-74-2	
4,6-Dinitro-2-methylphenol	ND	ug/L	50.0	1	03/09/16 00:11	03/09/16 18:14	534-52-1	
1,3-Dinitrobenzene	ND	ug/L	50.0	1	03/09/16 00:11	03/09/16 18:14	99-65-0	
1,4-Dinitrobenzene	ND	ug/L	10.0	1	03/09/16 00:11	03/09/16 18:14	100-25-4	
2,4-Dinitrophenol	ND	ug/L	50.0	1	03/09/16 00:11	03/09/16 18:14	51-28-5	
2,4-Dinitrotoluene	ND	ug/L	10.0	1	03/09/16 00:11	03/09/16 18:14	121-14-2	
2,6-Dinitrotoluene	ND	ug/L	10.0	1	03/09/16 00:11	03/09/16 18:14	606-20-2	
Di-n-octylphthalate	ND	ug/L	10.0	1	03/09/16 00:11	03/09/16 18:14	117-84-0	
Dinoseb	ND	ug/L	10.0	1	03/09/16 00:11	03/09/16 18:14	88-85-7	
Diphenylamine	ND	ug/L	10.0	1	03/09/16 00:11	03/09/16 18:14	122-39-4	
Disulfoton	ND	ug/L	10.0	1	03/09/16 00:11	03/09/16 18:14	298-04-4	
bis(2-Ethylhexyl)phthalate	ND	ug/L	10.0	1	03/09/16 00:11	03/09/16 18:14	117-81-7	
Ethyl methanesulfonate	ND	ug/L	10.0	1	03/09/16 00:11	03/09/16 18:14	62-50-0	
Famphur	ND	ug/L	200	1	03/09/16 00:11	03/09/16 18:14	52-85-7	
Fluoranthene	ND	ug/L	10.0	1	03/09/16 00:11	03/09/16 18:14	206-44-0	
Fluorene	ND	ug/L	10.0	1	03/09/16 00:11	03/09/16 18:14	86-73-7	
Hexachloro-1,3-butadiene	ND	ug/L	10.0	1	03/09/16 00:11	03/09/16 18:14	87-68-3	
Hexachlorobenzene	ND	ug/L	10.0	1	03/09/16 00:11	03/09/16 18:14	118-74-1	
Hexachlorocyclopentadiene	ND	ug/L	10.0	1	03/09/16 00:11	03/09/16 18:14	77-47-4	

REPORT OF LABORATORY ANALYSIS

This report shall not be reproduced, except in full,
without the written consent of Pace Analytical Services, Inc..

Pace Analytical®
www.pacelabs.com

Pace Analytical Services, Inc.
Not NELAP Accredited
4860 Blazer Parkway
Dublin, OH 43017
(614)486-5421

Pace Analytical Services, Inc.
7726 Moller Road
Indianapolis, IN 46268
(317)228-3100

ANALYTICAL RESULTS

Project: Bridgeton Landfill 1Q 2016
Pace Project No.: 50139618

Sample: PZ-201A-SS **Lab ID: 50139618015** Collected: 03/03/16 11:08 Received: 03/05/16 11:30 Matrix: Water

Parameters	Results	Units	Report Limit	DF	Prepared	Analyzed	CAS No.	Qual
8270 MSSV APP IX waters	Analytical Method: EPA 8270 Preparation Method: EPA 3510							
Hexachloroethane	ND	ug/L	10.0	1	03/09/16 00:11	03/09/16 18:14	67-72-1	
Hexachlorophene	ND	ug/L	200	1	03/09/16 00:11	03/09/16 18:14	70-30-4	
Hexachloropropene	ND	ug/L	10.0	1	03/09/16 00:11	03/09/16 18:14	1888-71-7	
Indeno(1,2,3-cd)pyrene	ND	ug/L	10.0	1	03/09/16 00:11	03/09/16 18:14	193-39-5	
Isodrin	ND	ug/L	10.0	1	03/09/16 00:11	03/09/16 18:14	465-73-6	
Isophorone	ND	ug/L	10.0	1	03/09/16 00:11	03/09/16 18:14	78-59-1	
Isosafrole	ND	ug/L	10.0	1	03/09/16 00:11	03/09/16 18:14	120-58-1	
Kepone	ND	ug/L	200	1	03/09/16 00:11	03/09/16 18:14	143-50-0	
Methapyrilene	ND	ug/L	10.0	1	03/09/16 00:11	03/09/16 18:14	91-80-5	
3-Methylcholanthrene	ND	ug/L	10.0	1	03/09/16 00:11	03/09/16 18:14	56-49-5	
Methyl methanesulfonate	ND	ug/L	10.0	1	03/09/16 00:11	03/09/16 18:14	66-27-3	
2-Methylnaphthalene	ND	ug/L	10.0	1	03/09/16 00:11	03/09/16 18:14	91-57-6	
Methyl parathion	ND	ug/L	10.0	1	03/09/16 00:11	03/09/16 18:14	298-00-0	
2-Methylphenol(o-Cresol)	ND	ug/L	10.0	1	03/09/16 00:11	03/09/16 18:14	95-48-7	
3&4-Methylphenol(m&p Cresol)	ND	ug/L	10.0	1	03/09/16 00:11	03/09/16 18:14		
1-Naphthalenamine	ND	ug/L	50.0	1	03/09/16 00:11	03/09/16 18:14	134-32-7	
2-Naphthalenamine	ND	ug/L	10.0	1	03/09/16 00:11	03/09/16 18:14	91-59-8	
Naphthalene	ND	ug/L	10.0	1	03/09/16 00:11	03/09/16 18:14	91-20-3	
1,4-Naphthoquinone	ND	ug/L	50.0	1	03/09/16 00:11	03/09/16 18:14	130-15-4	
2-Nitroaniline	ND	ug/L	50.0	1	03/09/16 00:11	03/09/16 18:14	88-74-4	
3-Nitroaniline	ND	ug/L	50.0	1	03/09/16 00:11	03/09/16 18:14	99-09-2	
4-Nitroaniline	ND	ug/L	50.0	1	03/09/16 00:11	03/09/16 18:14	100-01-6	
Nitrobenzene	ND	ug/L	10.0	1	03/09/16 00:11	03/09/16 18:14	98-95-3	
2-Nitrophenol	ND	ug/L	10.0	1	03/09/16 00:11	03/09/16 18:14	88-75-5	
4-Nitrophenol	ND	ug/L	50.0	1	03/09/16 00:11	03/09/16 18:14	100-02-7	
5-Nitro-o-toluidine	ND	ug/L	10.0	1	03/09/16 00:11	03/09/16 18:14	99-55-8	
N-Nitrosodiethylamine	ND	ug/L	10.0	1	03/09/16 00:11	03/09/16 18:14	55-18-5	
N-Nitrosodimethylamine	ND	ug/L	10.0	1	03/09/16 00:11	03/09/16 18:14	62-75-9	
N-Nitroso-di-n-butylamine	ND	ug/L	10.0	1	03/09/16 00:11	03/09/16 18:14	924-16-3	
N-Nitroso-di-n-propylamine	ND	ug/L	50.0	1	03/09/16 00:11	03/09/16 18:14	621-64-7	
N-Nitrosomethylethylamine	ND	ug/L	10.0	1	03/09/16 00:11	03/09/16 18:14	10595-95-6	
N-Nitrosomorpholine	ND	ug/L	10.0	1	03/09/16 00:11	03/09/16 18:14	59-89-2	
N-Nitrosopiperidine	ND	ug/L	10.0	1	03/09/16 00:11	03/09/16 18:14	100-75-4	
N-Nitrosopyrrolidine	ND	ug/L	10.0	1	03/09/16 00:11	03/09/16 18:14	930-55-2	
O,O,O-Triethylphosphorothioate	ND	ug/L	10.0	1	03/09/16 00:11	03/09/16 18:14	126-68-1	
Parathion (Ethyl parathion)	ND	ug/L	10.0	1	03/09/16 00:11	03/09/16 18:14	56-38-2	
Pentachlorobenzene	ND	ug/L	10.0	1	03/09/16 00:11	03/09/16 18:14	608-93-5	
Pentachloronitrobenzene	ND	ug/L	10.0	1	03/09/16 00:11	03/09/16 18:14	82-68-8	
Pentachlorophenol	ND	ug/L	50.0	1	03/09/16 00:11	03/09/16 18:14	87-86-5	
Phenacetin	ND	ug/L	10.0	1	03/09/16 00:11	03/09/16 18:14	62-44-2	
Phenanthrene	ND	ug/L	10.0	1	03/09/16 00:11	03/09/16 18:14	85-01-8	
Phenol	ND	ug/L	10.0	1	03/09/16 00:11	03/09/16 18:14	108-95-2	
p-Phenylenediamine	ND	ug/L	20.0	1	03/09/16 00:11	03/09/16 18:14	106-50-3	
Phorate	ND	ug/L	10.0	1	03/09/16 00:11	03/09/16 18:14	298-02-2	
Pronamide	ND	ug/L	10.0	1	03/09/16 00:11	03/09/16 18:14	23950-58-5	
Pyrene	ND	ug/L	10.0	1	03/09/16 00:11	03/09/16 18:14	129-00-0	
Safrole	ND	ug/L	10.0	1	03/09/16 00:11	03/09/16 18:14	94-59-7	

This report shall not be reproduced, except in full,
without the written consent of Pace Analytical Services, Inc.

Pace Analytical®
www.pacelabs.com

Pace Analytical Services, Inc.
Not NELAP Accredited
4860 Blazer Parkway
Dublin, OH 43017
(614)486-5421

Pace Analytical Services, Inc.
7726 Moller Road
Indianapolis, IN 46268
(317)228-3100

ANALYTICAL RESULTS

Project: Bridgeton Landfill 1Q 2016
Pace Project No.: 50139618

Sample: PZ-201A-SS **Lab ID: 50139618015** Collected: 03/03/16 11:08 Received: 03/05/16 11:30 Matrix: Water

Parameters	Results	Units	Report Limit	DF	Prepared	Analyzed	CAS No.	Qual
8270 MSSV APP IX waters	Analytical Method: EPA 8270 Preparation Method: EPA 3510							
1,2,4,5-Tetrachlorobenzene	ND	ug/L	10.0	1	03/09/16 00:11	03/09/16 18:14	95-94-3	
2,3,4,6-Tetrachlorophenol	ND	ug/L	10.0	1	03/09/16 00:11	03/09/16 18:14	58-90-2	
Thionazin	ND	ug/L	10.0	1	03/09/16 00:11	03/09/16 18:14	297-97-2	
O-Toluidine	ND	ug/L	10.0	1	03/09/16 00:11	03/09/16 18:14	95-53-4	
1,2,4-Trichlorobenzene	ND	ug/L	10.0	1	03/09/16 00:11	03/09/16 18:14	120-82-1	
2,4,5-Trichlorophenol	ND	ug/L	10.0	1	03/09/16 00:11	03/09/16 18:14	95-95-4	
2,4,6-Trichlorophenol	ND	ug/L	10.0	1	03/09/16 00:11	03/09/16 18:14	88-06-2	
1,3,5-Trinitrobenzene	ND	ug/L	20.0	1	03/09/16 00:11	03/09/16 18:14	99-35-4	
Surrogates								
Nitrobenzene-d5 (S)	77	%.	38-124	1	03/09/16 00:11	03/09/16 18:14	4165-60-0	
2-Fluorobiphenyl (S)	61	%.	33-114	1	03/09/16 00:11	03/09/16 18:14	321-60-8	
p-Terphenyl-d14 (S)	36	%.	10-113	1	03/09/16 00:11	03/09/16 18:14	1718-51-0	
Phenol-d5 (S)	32	%.	10-58	1	03/09/16 00:11	03/09/16 18:14	4165-62-2	
2-Fluorophenol (S)	44	%.	11-79	1	03/09/16 00:11	03/09/16 18:14	367-12-4	
2,4,6-Tribromophenol (S)	85	%.	29-158	1	03/09/16 00:11	03/09/16 18:14	118-79-6	
8260 MSV	Analytical Method: EPA 8260							
Acetone	ND	ug/L	10.0	1		03/09/16 13:29	67-64-1	
Acetonitrile	ND	ug/L	100	1		03/09/16 13:29	75-05-8	
Acrolein	ND	ug/L	50.0	1		03/09/16 13:29	107-02-8	
Acrylonitrile	ND	ug/L	100	1		03/09/16 13:29	107-13-1	
Allyl chloride	ND	ug/L	5.0	1		03/09/16 13:29	107-05-1	N2
Benzene	ND	ug/L	5.0	1		03/09/16 13:29	71-43-2	
Bromochloromethane	ND	ug/L	5.0	1		03/09/16 13:29	74-97-5	
Bromodichloromethane	ND	ug/L	5.0	1		03/09/16 13:29	75-27-4	
Bromoform	ND	ug/L	5.0	1		03/09/16 13:29	75-25-2	
Bromomethane	ND	ug/L	10.0	1		03/09/16 13:29	74-83-9	
2-Butanone (MEK)	ND	ug/L	10.0	1		03/09/16 13:29	78-93-3	
Carbon disulfide	ND	ug/L	10.0	1		03/09/16 13:29	75-15-0	
Carbon tetrachloride	ND	ug/L	5.0	1		03/09/16 13:29	56-23-5	
Chlorobenzene	ND	ug/L	5.0	1		03/09/16 13:29	108-90-7	
Chloroethane	ND	ug/L	10.0	1		03/09/16 13:29	75-00-3	
Chloroform	ND	ug/L	5.0	1		03/09/16 13:29	67-66-3	
Chloromethane	ND	ug/L	10.0	1		03/09/16 13:29	74-87-3	
Chloroprene	ND	ug/L	100	1		03/09/16 13:29	126-99-8	N2
1,2-Dibromo-3-chloropropane	ND	ug/L	5.0	1		03/09/16 13:29	96-12-8	
Dibromochloromethane	ND	ug/L	5.0	1		03/09/16 13:29	124-48-1	
1,2-Dibromoethane (EDB)	ND	ug/L	5.0	1		03/09/16 13:29	106-93-4	
Dibromomethane	ND	ug/L	10.0	1		03/09/16 13:29	74-95-3	
1,2-Dichlorobenzene	ND	ug/L	5.0	1		03/09/16 13:29	95-50-1	
1,3-Dichlorobenzene	ND	ug/L	5.0	1		03/09/16 13:29	541-73-1	
1,4-Dichlorobenzene	ND	ug/L	5.0	1		03/09/16 13:29	106-46-7	
trans-1,4-Dichloro-2-butene	ND	ug/L	10.0	1		03/09/16 13:29	110-57-6	
Dichlorodifluoromethane	ND	ug/L	5.0	1		03/09/16 13:29	75-71-8	
1,1-Dichloroethane	ND	ug/L	5.0	1		03/09/16 13:29	75-34-3	
1,2-Dichloroethane	ND	ug/L	5.0	1		03/09/16 13:29	107-06-2	
1,1-Dichloroethene	ND	ug/L	5.0	1		03/09/16 13:29	75-35-4	

REPORT OF LABORATORY ANALYSIS

This report shall not be reproduced, except in full,
without the written consent of Pace Analytical Services, Inc..

Pace Analytical
www.pacelabs.com

Pace Analytical Services, Inc.
Not NELAP Accredited
4860 Blazer Parkway
Dublin, OH 43017
(614)486-5421

Pace Analytical Services, Inc.
7726 Moller Road
Indianapolis, IN 46268
(317)228-3100

ANALYTICAL RESULTS

Project: Bridgeton Landfill 1Q 2016
Pace Project No.: 50139618

Sample: PZ-201A-SS **Lab ID: 50139618015** Collected: 03/03/16 11:08 Received: 03/05/16 11:30 Matrix: Water

Parameters	Results	Units	Report Limit	DF	Prepared	Analyzed	CAS No.	Qual
8260 MSV	Analytical Method: EPA 8260							
cis-1,2-Dichloroethene	ND	ug/L	5.0	1		03/09/16 13:29	156-59-2	
trans-1,2-Dichloroethene	ND	ug/L	5.0	1		03/09/16 13:29	156-60-5	
1,2-Dichloropropane	ND	ug/L	5.0	1		03/09/16 13:29	78-87-5	
1,3-Dichloropropane	ND	ug/L	5.0	1		03/09/16 13:29	142-28-9	
2,2-Dichloropropane	ND	ug/L	5.0	1		03/09/16 13:29	594-20-7	
1,1-Dichloropropene	ND	ug/L	5.0	1		03/09/16 13:29	563-58-6	
cis-1,3-Dichloropropene	ND	ug/L	5.0	1		03/09/16 13:29	10061-01-5	
trans-1,3-Dichloropropene	ND	ug/L	5.0	1		03/09/16 13:29	10061-02-6	
Ethylbenzene	ND	ug/L	5.0	1		03/09/16 13:29	100-41-4	
Ethyl methacrylate	ND	ug/L	100	1		03/09/16 13:29	97-63-2	
2-Hexanone	ND	ug/L	10.0	1		03/09/16 13:29	591-78-6	
Iodomethane	ND	ug/L	5.0	1		03/09/16 13:29	74-88-4	
Isobutanol	ND	ug/L	100	1		03/09/16 13:29	78-83-1	N2
Methacrylonitrile	ND	ug/L	100	1		03/09/16 13:29	126-98-7	N2
Methylene Chloride	ND	ug/L	5.0	1		03/09/16 13:29	75-09-2	
Methyl methacrylate	ND	ug/L	100	1		03/09/16 13:29	80-62-6	N2
4-Methyl-2-pentanone (MIBK)	ND	ug/L	10.0	1		03/09/16 13:29	108-10-1	
Propionitrile	ND	ug/L	100	1		03/09/16 13:29	107-12-0	N2
Styrene	ND	ug/L	5.0	1		03/09/16 13:29	100-42-5	
1,1,1,2-Tetrachloroethane	ND	ug/L	5.0	1		03/09/16 13:29	630-20-6	
1,1,2,2-Tetrachloroethane	ND	ug/L	5.0	1		03/09/16 13:29	79-34-5	
Tetrachloroethene	ND	ug/L	5.0	1		03/09/16 13:29	127-18-4	
Toluene	ND	ug/L	5.0	1		03/09/16 13:29	108-88-3	
1,1,1-Trichloroethane	ND	ug/L	5.0	1		03/09/16 13:29	71-55-6	
1,1,2-Trichloroethane	ND	ug/L	5.0	1		03/09/16 13:29	79-00-5	
Trichloroethene	ND	ug/L	5.0	1		03/09/16 13:29	79-01-6	
Trichlorofluoromethane	ND	ug/L	10.0	1		03/09/16 13:29	75-69-4	
1,2,3-Trichloropropane	ND	ug/L	5.0	1		03/09/16 13:29	96-18-4	
Vinyl acetate	ND	ug/L	10.0	1		03/09/16 13:29	108-05-4	
Vinyl chloride	ND	ug/L	2.0	1		03/09/16 13:29	75-01-4	
Xylene (Total)	ND	ug/L	5.0	1		03/09/16 13:29	1330-20-7	
Surrogates								
Dibromofluoromethane (S)	100	%.	84-118	1		03/09/16 13:29	1868-53-7	
4-Bromofluorobenzene (S)	101	%.	79-116	1		03/09/16 13:29	460-00-4	
Toluene-d8 (S)	100	%.	86-110	1		03/09/16 13:29	2037-26-5	
2540C Total Dissolved Solids	Analytical Method: SM 2540C							
Total Dissolved Solids	**466**	mg/L	10.0	1		03/09/16 11:06		
410.4 COD	Analytical Method: EPA 410.4 Preparation Method: EPA 410.4							
Chemical Oxygen Demand	ND	mg/L	10.0	1	03/11/16 08:34	03/11/16 11:49		
353.2 Nitrogen, NO2/NO3 pres.	Analytical Method: EPA 353.2							
Nitrogen, NO2 plus NO3	**0.39**	mg/L	0.10	1		03/08/16 09:50		

REPORT OF LABORATORY ANALYSIS

This report shall not be reproduced, except in full,
without the written consent of Pace Analytical Services, Inc.

Pace Analytical®
www.pacelabs.com

Pace Analytical Services, Inc.
Not NELAP Accredited
4860 Blazer Parkway
Dublin, OH 43017
(614)486-5421

Pace Analytical Services, Inc.
7726 Moller Road
Indianapolis, IN 46268
(317)228-3100

ANALYTICAL RESULTS

Project: Bridgeton Landfill 1Q 2016
Pace Project No.: 50139618

Sample: PZ-201A-SS **Lab ID: 50139618015** Collected: 03/03/16 11:08 Received: 03/05/16 11:30 Matrix: Water

Parameters	Results	Units	Report Limit	DF	Prepared	Analyzed	CAS No.	Qual
365.1 Total Phosphorus	Analytical Method: EPA 365.1 Preparation Method: EPA 365.1							
Phosphorus	ND	mg/L	0.050	1	03/10/16 14:06	03/14/16 10:51	7723-14-0	
4500 Ammonia Water	Analytical Method: SM 4500-NH3 G							
Nitrogen, Ammonia	ND	mg/L	0.10	1		03/09/16 10:50	7664-41-7	
5310C TOC	Analytical Method: SM 5310C							
Total Organic Carbon	ND	mg/L	1.0	1		03/17/16 19:55	7440-44-0	

Sample: PZ-116-SS **Lab ID: 50139618016** Collected: 03/03/16 14:00 Received: 03/05/16 11:30 Matrix: Water

Parameters	Results	Units	Report Limit	DF	Prepared	Analyzed	CAS No.	Qual
Field Data	Analytical Method:							
Field pH	**7.55**	Std. Units		1		03/03/16 13:36		
Field Temperature	**21.4**	deg C		1		03/03/16 13:36		
Field Specific Conductance	**618**	umhos/cm		1		03/03/16 13:36		
Field Turbidity	**0.41**	NTU		1		03/03/16 13:36		
Total Well Depth	**149.85**	feet		1		03/03/16 13:36		
Elevation Water Level	**468.95**	ft/msl		1		03/03/16 13:36		
Collar Elevation	**484.85**	ft/msl		1		03/03/16 13:36		
Depth to Water	**15.90**	feet		1		03/03/16 13:36		
300.0 IC Anions 28 Days	Analytical Method: EPA 300.0							
Chloride	**4.1**	mg/L	0.25	1		03/08/16 04:09	16887-00-6	
Fluoride	**2.4**	mg/L	0.10	1		03/08/16 04:09	16984-48-8	
Sulfate	**38.8**	mg/L	2.5	10		03/08/16 04:24	14808-79-8	
6010 MET ICP	Analytical Method: EPA 6010 Preparation Method: EPA 3010							
Barium	**75.9**	ug/L	10.0	1	03/09/16 17:15	03/14/16 15:25	7440-39-3	
Boron	**379**	ug/L	100	1	03/09/16 17:15	03/14/16 15:25	7440-42-8	
Calcium	**45300**	ug/L	500	1	03/09/16 17:15	03/14/16 15:25	7440-70-2	
Cobalt	ND	ug/L	5.0	1	03/09/16 17:15	03/14/16 15:25	7440-48-4	
Iron	ND	ug/L	50.0	1	03/09/16 17:15	03/14/16 15:25	7439-89-6	
Magnesium	**32900**	ug/L	500	1	03/09/16 17:15	03/14/16 15:25	7439-95-4	
Manganese	**9.9**	ug/L	5.0	1	03/09/16 17:15	03/14/16 15:25	7439-96-5	
Nickel	ND	ug/L	10.0	1	03/09/16 17:15	03/14/16 15:25	7440-02-0	
Sodium	**42100**	ug/L	1000	1	03/09/16 17:15	03/14/16 15:25	7440-23-5	
Total Hardness by 2340B	**249000**	ug/L	1000	1	03/09/16 17:15	03/14/16 15:25		
Zinc	ND	ug/L	20.0	1	03/09/16 17:15	03/14/16 15:25	7440-66-6	
6020 MET ICPMS	Analytical Method: EPA 6020 Preparation Method: EPA 200.2							
Antimony	ND	ug/L	5.0	1	03/08/16 08:29	03/09/16 20:28	7440-36-0	
Arsenic	ND	ug/L	5.0	1	03/08/16 08:29	03/09/16 20:28	7440-38-2	
Beryllium	ND	ug/L	2.0	1	03/08/16 08:29	03/09/16 20:28	7440-41-7	
Cadmium	ND	ug/L	0.20	1	03/08/16 08:29	03/09/16 20:28	7440-43-9	

REPORT OF LABORATORY ANALYSIS

This report shall not be reproduced, except in full,
without the written consent of Pace Analytical Services, Inc..

Pace Analytical
www.pacelabs.com

Pace Analytical Services, Inc.
Not NELAP Accredited
4860 Blazer Parkway
Dublin, OH 43017
(614)486-5421

Pace Analytical Services, Inc.
7726 Moller Road
Indianapolis, IN 46268
(317)228-3100

ANALYTICAL RESULTS

Project: Bridgeton Landfill 1Q 2016
Pace Project No.: 50139618

Sample: PZ-116-SS **Lab ID: 50139618016** Collected: 03/03/16 14:00 Received: 03/05/16 11:30 Matrix: Water

Parameters	Results	Units	Report Limit	DF	Prepared	Analyzed	CAS No.	Qual
6020 MET ICPMS	Analytical Method: EPA 6020 Preparation Method: EPA 200.2							
Chromium	ND	ug/L	5.0	1	03/08/16 08:29	03/09/16 20:28	7440-47-3	
Copper	ND	ug/L	5.0	1	03/08/16 08:29	03/09/16 20:28	7440-50-8	
Lead	ND	ug/L	5.0	1	03/08/16 08:29	03/09/16 20:28	7439-92-1	
Selenium	ND	ug/L	5.0	1	03/08/16 08:29	03/09/16 20:28	7782-49-2	
Silver	ND	ug/L	5.0	1	03/08/16 08:29	03/09/16 20:28	7440-22-4	
Thallium	ND	ug/L	2.0	1	03/08/16 08:29	03/09/16 20:28	7440-28-0	
Vanadium	ND	ug/L	10.0	1	03/08/16 08:29	03/09/16 20:28	7440-62-2	
7470 Mercury	Analytical Method: EPA 7470 Preparation Method: EPA 7470							
Mercury	ND	ug/L	0.20	1	03/23/16 11:43	03/23/16 18:46	7439-97-6	
8270 MSSV APP IX waters	Analytical Method: EPA 8270 Preparation Method: EPA 3510							
Acenaphthene	ND	ug/L	10.0	1	03/09/16 00:11	03/09/16 18:34	83-32-9	
Acenaphthylene	ND	ug/L	10.0	1	03/09/16 00:11	03/09/16 18:34	208-96-8	
Acetophenone	ND	ug/L	10.0	1	03/09/16 00:11	03/09/16 18:34	98-86-2	
2-Acetylaminofluorene	ND	ug/L	10.0	1	03/09/16 00:11	03/09/16 18:34	53-96-3	
4-Aminobiphenyl	ND	ug/L	10.0	1	03/09/16 00:11	03/09/16 18:34	92-67-1	
Anthracene	ND	ug/L	10.0	1	03/09/16 00:11	03/09/16 18:34	120-12-7	
Benzo(a)anthracene	ND	ug/L	10.0	1	03/09/16 00:11	03/09/16 18:34	56-55-3	
Benzo(a)pyrene	ND	ug/L	10.0	1	03/09/16 00:11	03/09/16 18:34	50-32-8	
Benzo(b)fluoranthene	ND	ug/L	10.0	1	03/09/16 00:11	03/09/16 18:34	205-99-2	
Benzo(g,h,i)perylene	ND	ug/L	10.0	1	03/09/16 00:11	03/09/16 18:34	191-24-2	
Benzo(k)fluoranthene	ND	ug/L	10.0	1	03/09/16 00:11	03/09/16 18:34	207-08-9	
Benzyl alcohol	ND	ug/L	10.0	1	03/09/16 00:11	03/09/16 18:34	100-51-6	
4-Bromophenylphenyl ether	ND	ug/L	10.0	1	03/09/16 00:11	03/09/16 18:34	101-55-3	
Butylbenzylphthalate	ND	ug/L	10.0	1	03/09/16 00:11	03/09/16 18:34	85-68-7	
4-Chloro-3-methylphenol	ND	ug/L	10.0	1	03/09/16 00:11	03/09/16 18:34	59-50-7	
4-Chloroaniline	ND	ug/L	10.0	1	03/09/16 00:11	03/09/16 18:34	106-47-8	
Chlorobenzilate	ND	ug/L	10.0	1	03/09/16 00:11	03/09/16 18:34	510-15-6	
bis(2-Chloroethoxy)methane	ND	ug/L	10.0	1	03/09/16 00:11	03/09/16 18:34	111-91-1	
bis(2-Chloroethyl) ether	ND	ug/L	10.0	1	03/09/16 00:11	03/09/16 18:34	111-44-4	
bis(2-Chloroisopropyl) ether	ND	ug/L	10.0	1	03/09/16 00:11	03/09/16 18:34	108-60-1	
2-Chloronaphthalene	ND	ug/L	10.0	1	03/09/16 00:11	03/09/16 18:34	91-58-7	
2-Chlorophenol	ND	ug/L	10.0	1	03/09/16 00:11	03/09/16 18:34	95-57-8	
4-Chlorophenylphenyl ether	ND	ug/L	10.0	1	03/09/16 00:11	03/09/16 18:34	7005-72-3	
Chrysene	ND	ug/L	10.0	1	03/09/16 00:11	03/09/16 18:34	218-01-9	
Diallate	ND	ug/L	10.0	1	03/09/16 00:11	03/09/16 18:34	2303-16-4	
Dibenz(a,h)anthracene	ND	ug/L	10.0	1	03/09/16 00:11	03/09/16 18:34	53-70-3	
Dibenzofuran	ND	ug/L	10.0	1	03/09/16 00:11	03/09/16 18:34	132-64-9	
3,3'-Dichlorobenzidine	ND	ug/L	20.0	1	03/09/16 00:11	03/09/16 18:34	91-94-1	
2,4-Dichlorophenol	ND	ug/L	10.0	1	03/09/16 00:11	03/09/16 18:34	120-83-2	
2,6-Dichlorophenol	ND	ug/L	10.0	1	03/09/16 00:11	03/09/16 18:34	87-65-0	
Diethylphthalate	ND	ug/L	10.0	1	03/09/16 00:11	03/09/16 18:34	84-66-2	
Dimethoate	ND	ug/L	10.0	1	03/09/16 00:11	03/09/16 18:34	60-51-5	
P-Dimethylaminoazobenzene	ND	ug/L	10.0	1	03/09/16 00:11	03/09/16 18:34	60-11-7	
7,12-Dimethylbenz(a)anthracene	ND	ug/L	20.0	1	03/09/16 00:11	03/09/16 18:34	57-97-6	

REPORT OF LABORATORY ANALYSIS

This report shall not be reproduced, except in full,
without the written consent of Pace Analytical Services, Inc..

Pace Analytical®
www.pacelabs.com

Pace Analytical Services, Inc.
Not NELAP Accredited
4860 Blazer Parkway
Dublin, OH 43017
(614)486-5421

Pace Analytical Services, Inc.
7726 Moller Road
Indianapolis, IN 46268
(317)228-3100

ANALYTICAL RESULTS

Project: Bridgeton Landfill 1Q 2016
Pace Project No.: 50139618

Sample: PZ-116-SS **Lab ID: 50139618016** Collected: 03/03/16 14:00 Received: 03/05/16 11:30 Matrix: Water

Parameters	Results	Units	Report Limit	DF	Prepared	Analyzed	CAS No.	Qual
8270 MSSV APP IX waters	Analytical Method: EPA 8270 Preparation Method: EPA 3510							
3,3'-Dimethylbenzidine	ND	ug/L	20.0	1	03/09/16 00:11	03/09/16 18:34	119-93-7	
2,4-Dimethylphenol	ND	ug/L	10.0	1	03/09/16 00:11	03/09/16 18:34	105-67-9	
Dimethylphthalate	ND	ug/L	10.0	1	03/09/16 00:11	03/09/16 18:34	131-11-3	
Di-n-butylphthalate	ND	ug/L	10.0	1	03/09/16 00:11	03/09/16 18:34	84-74-2	
4,6-Dinitro-2-methylphenol	ND	ug/L	50.0	1	03/09/16 00:11	03/09/16 18:34	534-52-1	
1,3-Dinitrobenzene	ND	ug/L	50.0	1	03/09/16 00:11	03/09/16 18:34	99-65-0	
1,4-Dinitrobenzene	ND	ug/L	10.0	1	03/09/16 00:11	03/09/16 18:34	100-25-4	
2,4-Dinitrophenol	ND	ug/L	50.0	1	03/09/16 00:11	03/09/16 18:34	51-28-5	
2,4-Dinitrotoluene	ND	ug/L	10.0	1	03/09/16 00:11	03/09/16 18:34	121-14-2	
2,6-Dinitrotoluene	ND	ug/L	10.0	1	03/09/16 00:11	03/09/16 18:34	606-20-2	
Di-n-octylphthalate	ND	ug/L	10.0	1	03/09/16 00:11	03/09/16 18:34	117-84-0	
Dinoseb	ND	ug/L	10.0	1	03/09/16 00:11	03/09/16 18:34	88-85-7	
Diphenylamine	ND	ug/L	10.0	1	03/09/16 00:11	03/09/16 18:34	122-39-4	
Disulfoton	ND	ug/L	10.0	1	03/09/16 00:11	03/09/16 18:34	298-04-4	
bis(2-Ethylhexyl)phthalate	ND	ug/L	10.0	1	03/09/16 00:11	03/09/16 18:34	117-81-7	
Ethyl methanesulfonate	ND	ug/L	10.0	1	03/09/16 00:11	03/09/16 18:34	62-50-0	
Famphur	ND	ug/L	200	1	03/09/16 00:11	03/09/16 18:34	52-85-7	
Fluoranthene	ND	ug/L	10.0	1	03/09/16 00:11	03/09/16 18:34	206-44-0	
Fluorene	ND	ug/L	10.0	1	03/09/16 00:11	03/09/16 18:34	86-73-7	
Hexachloro-1,3-butadiene	ND	ug/L	10.0	1	03/09/16 00:11	03/09/16 18:34	87-68-3	
Hexachlorobenzene	ND	ug/L	10.0	1	03/09/16 00:11	03/09/16 18:34	118-74-1	
Hexachlorocyclopentadiene	ND	ug/L	10.0	1	03/09/16 00:11	03/09/16 18:34	77-47-4	
Hexachloroethane	ND	ug/L	10.0	1	03/09/16 00:11	03/09/16 18:34	67-72-1	
Hexachlorophene	ND	ug/L	200	1	03/09/16 00:11	03/09/16 18:34	70-30-4	
Hexachloropropene	ND	ug/L	10.0	1	03/09/16 00:11	03/09/16 18:34	1888-71-7	
Indeno(1,2,3-cd)pyrene	ND	ug/L	10.0	1	03/09/16 00:11	03/09/16 18:34	193-39-5	
Isodrin	ND	ug/L	10.0	1	03/09/16 00:11	03/09/16 18:34	465-73-6	
Isophorone	ND	ug/L	10.0	1	03/09/16 00:11	03/09/16 18:34	78-59-1	
Isosafrole	ND	ug/L	10.0	1	03/09/16 00:11	03/09/16 18:34	120-58-1	
Kepone	ND	ug/L	200	1	03/09/16 00:11	03/09/16 18:34	143-50-0	
Methapyrilene	ND	ug/L	10.0	1	03/09/16 00:11	03/09/16 18:34	91-80-5	
3-Methylcholanthrene	ND	ug/L	10.0	1	03/09/16 00:11	03/09/16 18:34	56-49-5	
Methyl methanesulfonate	ND	ug/L	10.0	1	03/09/16 00:11	03/09/16 18:34	66-27-3	
2-Methylnaphthalene	ND	ug/L	10.0	1	03/09/16 00:11	03/09/16 18:34	91-57-6	
Methyl parathion	ND	ug/L	10.0	1	03/09/16 00:11	03/09/16 18:34	298-00-0	
2-Methylphenol(o-Cresol)	ND	ug/L	10.0	1	03/09/16 00:11	03/09/16 18:34	95-48-7	
3&4-Methylphenol(m&p Cresol)	ND	ug/L	10.0	1	03/09/16 00:11	03/09/16 18:34		
1-Naphthalenamine	ND	ug/L	50.0	1	03/09/16 00:11	03/09/16 18:34	134-32-7	
2-Naphthalenamine	ND	ug/L	10.0	1	03/09/16 00:11	03/09/16 18:34	91-59-8	
Naphthalene	ND	ug/L	10.0	1	03/09/16 00:11	03/09/16 18:34	91-20-3	
1,4-Naphthoquinone	ND	ug/L	50.0	1	03/09/16 00:11	03/09/16 18:34	130-15-4	
2-Nitroaniline	ND	ug/L	50.0	1	03/09/16 00:11	03/09/16 18:34	88-74-4	
3-Nitroaniline	ND	ug/L	50.0	1	03/09/16 00:11	03/09/16 18:34	99-09-2	
4-Nitroaniline	ND	ug/L	50.0	1	03/09/16 00:11	03/09/16 18:34	100-01-6	
Nitrobenzene	ND	ug/L	10.0	1	03/09/16 00:11	03/09/16 18:34	98-95-3	
2-Nitrophenol	ND	ug/L	10.0	1	03/09/16 00:11	03/09/16 18:34	88-75-5	
4-Nitrophenol	ND	ug/L	50.0	1	03/09/16 00:11	03/09/16 18:34	100-02-7	

REPORT OF LABORATORY ANALYSIS

This report shall not be reproduced, except in full,
without the written consent of Pace Analytical Services, Inc..

Pace Analytical®
www.pacelabs.com

Pace Analytical Services, Inc.
Not NELAP Accredited
4860 Blazer Parkway
Dublin, OH 43017
(614)486-5421

Pace Analytical Services, Inc.
7726 Moller Road
Indianapolis, IN 46268
(317)228-3100

ANALYTICAL RESULTS

Project: Bridgeton Landfill 1Q 2016
Pace Project No.: 50139618

Sample: PZ-116-SS **Lab ID: 50139618016** Collected: 03/03/16 14:00 Received: 03/05/16 11:30 Matrix: Water

Parameters	Results	Units	Report Limit	DF	Prepared	Analyzed	CAS No.	Qual
8270 MSSV APP IX waters	Analytical Method: EPA 8270 Preparation Method: EPA 3510							
5-Nitro-o-toluidine	ND	ug/L	10.0	1	03/09/16 00:11	03/09/16 18:34	99-55-8	
N-Nitrosodiethylamine	ND	ug/L	10.0	1	03/09/16 00:11	03/09/16 18:34	55-18-5	
N-Nitrosodimethylamine	ND	ug/L	10.0	1	03/09/16 00:11	03/09/16 18:34	62-75-9	
N-Nitroso-di-n-butylamine	ND	ug/L	10.0	1	03/09/16 00:11	03/09/16 18:34	924-16-3	
N-Nitroso-di-n-propylamine	ND	ug/L	50.0	1	03/09/16 00:11	03/09/16 18:34	621-64-7	
N-Nitrosomethylethylamine	ND	ug/L	10.0	1	03/09/16 00:11	03/09/16 18:34	10595-95-6	
N-Nitrosomorpholine	ND	ug/L	10.0	1	03/09/16 00:11	03/09/16 18:34	59-89-2	
N-Nitrosopiperidine	ND	ug/L	10.0	1	03/09/16 00:11	03/09/16 18:34	100-75-4	
N-Nitrosopyrrolidine	ND	ug/L	10.0	1	03/09/16 00:11	03/09/16 18:34	930-55-2	
O,O,O-Triethylphosphorothioate	ND	ug/L	10.0	1	03/09/16 00:11	03/09/16 18:34	126-68-1	
Parathion (Ethyl parathion)	ND	ug/L	10.0	1	03/09/16 00:11	03/09/16 18:34	56-38-2	
Pentachlorobenzene	ND	ug/L	10.0	1	03/09/16 00:11	03/09/16 18:34	608-93-5	
Pentachloronitrobenzene	ND	ug/L	10.0	1	03/09/16 00:11	03/09/16 18:34	82-68-8	
Pentachlorophenol	ND	ug/L	50.0	1	03/09/16 00:11	03/09/16 18:34	87-86-5	
Phenacetin	ND	ug/L	10.0	1	03/09/16 00:11	03/09/16 18:34	62-44-2	
Phenanthrene	ND	ug/L	10.0	1	03/09/16 00:11	03/09/16 18:34	85-01-8	
Phenol	ND	ug/L	10.0	1	03/09/16 00:11	03/09/16 18:34	108-95-2	
p-Phenylenediamine	ND	ug/L	20.0	1	03/09/16 00:11	03/09/16 18:34	106-50-3	
Phorate	ND	ug/L	10.0	1	03/09/16 00:11	03/09/16 18:34	298-02-2	
Pronamide	ND	ug/L	10.0	1	03/09/16 00:11	03/09/16 18:34	23950-58-5	
Pyrene	ND	ug/L	10.0	1	03/09/16 00:11	03/09/16 18:34	129-00-0	
Safrole	ND	ug/L	10.0	1	03/09/16 00:11	03/09/16 18:34	94-59-7	
1,2,4,5-Tetrachlorobenzene	ND	ug/L	10.0	1	03/09/16 00:11	03/09/16 18:34	95-94-3	
2,3,4,6-Tetrachlorophenol	ND	ug/L	10.0	1	03/09/16 00:11	03/09/16 18:34	58-90-2	
Thionazin	ND	ug/L	10.0	1	03/09/16 00:11	03/09/16 18:34	297-97-2	
O-Toluidine	ND	ug/L	10.0	1	03/09/16 00:11	03/09/16 18:34	95-53-4	
1,2,4-Trichlorobenzene	ND	ug/L	10.0	1	03/09/16 00:11	03/09/16 18:34	120-82-1	
2,4,5-Trichlorophenol	ND	ug/L	10.0	1	03/09/16 00:11	03/09/16 18:34	95-95-4	
2,4,6-Trichlorophenol	ND	ug/L	10.0	1	03/09/16 00:11	03/09/16 18:34	88-06-2	
1,3,5-Trinitrobenzene	ND	ug/L	20.0	1	03/09/16 00:11	03/09/16 18:34	99-35-4	
Surrogates								
Nitrobenzene-d5 (S)	81	%.	38-124	1	03/09/16 00:11	03/09/16 18:34	4165-60-0	
2-Fluorobiphenyl (S)	65	%.	33-114	1	03/09/16 00:11	03/09/16 18:34	321-60-8	
p-Terphenyl-d14 (S)	39	%.	10-113	1	03/09/16 00:11	03/09/16 18:34	1718-51-0	
Phenol-d5 (S)	34	%.	10-58	1	03/09/16 00:11	03/09/16 18:34	4165-62-2	
2-Fluorophenol (S)	48	%.	11-79	1	03/09/16 00:11	03/09/16 18:34	367-12-4	
2,4,6-Tribromophenol (S)	87	%.	29-158	1	03/09/16 00:11	03/09/16 18:34	118-79-6	
8260 MSV	Analytical Method: EPA 8260							
Acetone	ND	ug/L	10.0	1		03/09/16 13:54	67-64-1	
Acetonitrile	ND	ug/L	100	1		03/09/16 13:54	75-05-8	
Acrolein	ND	ug/L	50.0	1		03/09/16 13:54	107-02-8	
Acrylonitrile	ND	ug/L	100	1		03/09/16 13:54	107-13-1	
Allyl chloride	ND	ug/L	5.0	1		03/09/16 13:54	107-05-1	N2
Benzene	ND	ug/L	5.0	1		03/09/16 13:54	71-43-2	
Bromochloromethane	ND	ug/L	5.0	1		03/09/16 13:54	74-97-5	
Bromodichloromethane	ND	ug/L	5.0	1		03/09/16 13:54	75-27-4	

REPORT OF LABORATORY ANALYSIS

This report shall not be reproduced, except in full,
without the written consent of Pace Analytical Services, Inc..

Pace Analytical®
www.pacelabs.com

Pace Analytical Services, Inc.
Not NELAP Accredited
4860 Blazer Parkway
Dublin, OH 43017
(614)486-5421

Pace Analytical Services, Inc.
7726 Moller Road
Indianapolis, IN 46268
(317)228-3100

ANALYTICAL RESULTS

Project: Bridgeton Landfill 1Q 2016
Pace Project No.: 50139618

Sample: PZ-116-SS **Lab ID: 50139618016** Collected: 03/03/16 14:00 Received: 03/05/16 11:30 Matrix: Water

Parameters	Results	Units	Report Limit	DF	Prepared	Analyzed	CAS No.	Qual
8260 MSV	Analytical Method: EPA 8260							
Bromoform	ND	ug/L	5.0	1		03/09/16 13:54	75-25-2	
Bromomethane	ND	ug/L	10.0	1		03/09/16 13:54	74-83-9	
2-Butanone (MEK)	ND	ug/L	10.0	1		03/09/16 13:54	78-93-3	
Carbon disulfide	ND	ug/L	10.0	1		03/09/16 13:54	75-15-0	
Carbon tetrachloride	ND	ug/L	5.0	1		03/09/16 13:54	56-23-5	
Chlorobenzene	ND	ug/L	5.0	1		03/09/16 13:54	108-90-7	
Chloroethane	ND	ug/L	10.0	1		03/09/16 13:54	75-00-3	
Chloroform	ND	ug/L	5.0	1		03/09/16 13:54	67-66-3	
Chloromethane	ND	ug/L	10.0	1		03/09/16 13:54	74-87-3	
Chloroprene	ND	ug/L	100	1		03/09/16 13:54	126-99-8	N2
1,2-Dibromo-3-chloropropane	ND	ug/L	5.0	1		03/09/16 13:54	96-12-8	
Dibromochloromethane	ND	ug/L	5.0	1		03/09/16 13:54	124-48-1	
1,2-Dibromoethane (EDB)	ND	ug/L	5.0	1		03/09/16 13:54	106-93-4	
Dibromomethane	ND	ug/L	10.0	1		03/09/16 13:54	74-95-3	
1,2-Dichlorobenzene	ND	ug/L	5.0	1		03/09/16 13:54	95-50-1	
1,3-Dichlorobenzene	ND	ug/L	5.0	1		03/09/16 13:54	541-73-1	
1,4-Dichlorobenzene	ND	ug/L	5.0	1		03/09/16 13:54	106-46-7	
trans-1,4-Dichloro-2-butene	ND	ug/L	10.0	1		03/09/16 13:54	110-57-6	
Dichlorodifluoromethane	ND	ug/L	5.0	1		03/09/16 13:54	75-71-8	
1,1-Dichloroethane	ND	ug/L	5.0	1		03/09/16 13:54	75-34-3	
1,2-Dichloroethane	ND	ug/L	5.0	1		03/09/16 13:54	107-06-2	
1,1-Dichloroethene	ND	ug/L	5.0	1		03/09/16 13:54	75-35-4	
cis-1,2-Dichloroethene	ND	ug/L	5.0	1		03/09/16 13:54	156-59-2	
trans-1,2-Dichloroethene	ND	ug/L	5.0	1		03/09/16 13:54	156-60-5	
1,2-Dichloropropane	ND	ug/L	5.0	1		03/09/16 13:54	78-87-5	
1,3-Dichloropropane	ND	ug/L	5.0	1		03/09/16 13:54	142-28-9	
2,2-Dichloropropane	ND	ug/L	5.0	1		03/09/16 13:54	594-20-7	
1,1-Dichloropropene	ND	ug/L	5.0	1		03/09/16 13:54	563-58-6	
cis-1,3-Dichloropropene	ND	ug/L	5.0	1		03/09/16 13:54	10061-01-5	
trans-1,3-Dichloropropene	ND	ug/L	5.0	1		03/09/16 13:54	10061-02-6	
Ethylbenzene	ND	ug/L	5.0	1		03/09/16 13:54	100-41-4	
Ethyl methacrylate	ND	ug/L	100	1		03/09/16 13:54	97-63-2	
2-Hexanone	ND	ug/L	10.0	1		03/09/16 13:54	591-78-6	
Iodomethane	ND	ug/L	5.0	1		03/09/16 13:54	74-88-4	
Isobutanol	ND	ug/L	100	1		03/09/16 13:54	78-83-1	N2
Methacrylonitrile	ND	ug/L	100	1		03/09/16 13:54	126-98-7	N2
Methylene Chloride	ND	ug/L	5.0	1		03/09/16 13:54	75-09-2	
Methyl methacrylate	ND	ug/L	100	1		03/09/16 13:54	80-62-6	N2
4-Methyl-2-pentanone (MIBK)	ND	ug/L	10.0	1		03/09/16 13:54	108-10-1	
Propionitrile	ND	ug/L	100	1		03/09/16 13:54	107-12-0	N2
Styrene	ND	ug/L	5.0	1		03/09/16 13:54	100-42-5	
1,1,1,2-Tetrachloroethane	ND	ug/L	5.0	1		03/09/16 13:54	630-20-6	
1,1,2,2-Tetrachloroethane	ND	ug/L	5.0	1		03/09/16 13:54	79-34-5	
Tetrachloroethene	ND	ug/L	5.0	1		03/09/16 13:54	127-18-4	
Toluene	ND	ug/L	5.0	1		03/09/16 13:54	108-88-3	
1,1,1-Trichloroethane	ND	ug/L	5.0	1		03/09/16 13:54	71-55-6	
1,1,2-Trichloroethane	ND	ug/L	5.0	1		03/09/16 13:54	79-00-5	

REPORT OF LABORATORY ANALYSIS

This report shall not be reproduced, except in full,
without the written consent of Pace Analytical Services, Inc..

Pace Analytical
www.pacelabs.com

Pace Analytical Services, Inc.
Not NELAP Accredited
4860 Blazer Parkway
Dublin, OH 43017
(614)486-5421

Pace Analytical Services, Inc.
7726 Moller Road
Indianapolis, IN 46268
(317)228-3100

ANALYTICAL RESULTS

Project: Bridgeton Landfill 1Q 2016
Pace Project No.: 50139618

Sample: PZ-116-SS **Lab ID: 50139618016** Collected: 03/03/16 14:00 Received: 03/05/16 11:30 Matrix: Water

Parameters	Results	Units	Report Limit	DF	Prepared	Analyzed	CAS No.	Qual
8260 MSV	Analytical Method: EPA 8260							
Trichloroethene	ND	ug/L	5.0	1		03/09/16 13:54	79-01-6	
Trichlorofluoromethane	ND	ug/L	10.0	1		03/09/16 13:54	75-69-4	
1,2,3-Trichloropropane	ND	ug/L	5.0	1		03/09/16 13:54	96-18-4	
Vinyl acetate	ND	ug/L	10.0	1		03/09/16 13:54	108-05-4	
Vinyl chloride	ND	ug/L	2.0	1		03/09/16 13:54	75-01-4	
Xylene (Total)	ND	ug/L	5.0	1		03/09/16 13:54	1330-20-7	
Surrogates								
Dibromofluoromethane (S)	97	%.	84-118	1		03/09/16 13:54	1868-53-7	
4-Bromofluorobenzene (S)	98	%.	79-116	1		03/09/16 13:54	460-00-4	
Toluene-d8 (S)	98	%.	86-110	1		03/09/16 13:54	2037-26-5	
2540C Total Dissolved Solids	Analytical Method: SM 2540C							
Total Dissolved Solids	**353**	mg/L	10.0	1		03/09/16 11:06		
410.4 COD	Analytical Method: EPA 410.4 Preparation Method: EPA 410.4							
Chemical Oxygen Demand	ND	mg/L	10.0	1	03/11/16 08:34	03/11/16 11:49		
353.2 Nitrogen, NO2/NO3 pres.	Analytical Method: EPA 353.2							
Nitrogen, NO2 plus NO3	**0.16**	mg/L	0.10	1		03/08/16 09:51		
365.1 Total Phosphorus	Analytical Method: EPA 365.1 Preparation Method: EPA 365.1							
Phosphorus	**0.11**	mg/L	0.050	1	03/10/16 14:06	03/14/16 10:52	7723-14-0	
4500 Ammonia Water	Analytical Method: SM 4500-NH3 G							
Nitrogen, Ammonia	ND	mg/L	0.10	1		03/09/16 10:51	7664-41-7	
5310C TOC	Analytical Method: SM 5310C							
Total Organic Carbon	ND	mg/L	1.0	1		03/17/16 20:26	7440-44-0	

Sample: LCS-5A **Lab ID: 50139618017** Collected: 03/03/16 15:50 Received: 03/05/16 11:30 Matrix: Water

Parameters	Results	Units	Report Limit	DF	Prepared	Analyzed	CAS No.	Qual
Field Data	Analytical Method:							
Field pH	**6.79**	Std. Units		1		03/03/16 00:00		
Field Temperature	**29.8**	deg C		1		03/03/16 00:00		
Field Specific Conductance	**7980**	umhos/cm		1		03/03/16 00:00		
Oxygen, Dissolved	**2.24**	mg/L		1		03/03/16 00:00	7782-44-7	
Field Turbidity	**3.71**	NTU		1		03/03/16 00:00		
300.0 IC Anions 28 Days	Analytical Method: EPA 300.0							
Chloride	**1370**	mg/L	250	1000		03/08/16 05:07	16887-00-6	
Fluoride	ND	mg/L	1.0	10		03/08/16 04:38	16984-48-8	D3
Sulfate	ND	mg/L	2.5	10		03/08/16 04:38	14808-79-8	D3

REPORT OF LABORATORY ANALYSIS

This report shall not be reproduced, except in full,
without the written consent of Pace Analytical Services, Inc..

Pace Analytical®
www.pacelabs.com

Pace Analytical Services, Inc.
Not NELAP Accredited
4860 Blazer Parkway
Dublin, OH 43017
(614)486-5421

Pace Analytical Services, Inc.
7726 Moller Road
Indianapolis, IN 46268
(317)228-3100

ANALYTICAL RESULTS

Project: Bridgeton Landfill 1Q 2016
Pace Project No.: 50139618

Sample: LCS-5A Lab ID: 50139618017 Collected: 03/03/16 15:50 Received: 03/05/16 11:30 Matrix: Water

Parameters	Results	Units	Report Limit	DF	Prepared	Analyzed	CAS No.	Qual
6010 MET ICP	Analytical Method: EPA 6010 Preparation Method: EPA 3010							
Barium	**1620**	ug/L	10.0	1	03/09/16 17:15	03/14/16 15:28	7440-39-3	
Boron	**5620**	ug/L	100	1	03/09/16 17:15	03/14/16 15:28	7440-42-8	
Calcium	**143000**	ug/L	500	1	03/09/16 17:15	03/14/16 15:28	7440-70-2	
Cobalt	**12.6**	ug/L	5.0	1	03/09/16 17:15	03/14/16 15:28	7440-48-4	
Iron	**6400**	ug/L	50.0	1	03/09/16 17:15	03/14/16 15:28	7439-89-6	
Magnesium	**90400**	ug/L	500	1	03/09/16 17:15	03/14/16 15:28	7439-95-4	
Manganese	**209**	ug/L	5.0	1	03/09/16 17:15	03/14/16 15:28	7439-96-5	
Nickel	**41.9**	ug/L	10.0	1	03/09/16 17:15	03/14/16 15:28	7440-02-0	
Sodium	**1050000**	ug/L	10000	10	03/09/16 17:15	03/14/16 16:39	7440-23-5	
Total Hardness by 2340B	**728000**	ug/L	1000	1	03/09/16 17:15	03/14/16 15:28		
Zinc	**22.5**	ug/L	20.0	1	03/09/16 17:15	03/14/16 15:28	7440-66-6	
6020 MET ICPMS	Analytical Method: EPA 6020 Preparation Method: EPA 200.2							
Antimony	ND	ug/L	5.0	1	03/08/16 08:29	03/09/16 21:25	7440-36-0	
Arsenic	**32.6**	ug/L	5.0	1	03/08/16 08:29	03/09/16 21:25	7440-38-2	
Beryllium	ND	ug/L	2.0	1	03/08/16 08:29	03/09/16 21:25	7440-41-7	
Cadmium	ND	ug/L	0.20	1	03/08/16 08:29	03/09/16 21:25	7440-43-9	
Chromium	**27.1**	ug/L	5.0	1	03/08/16 08:29	03/09/16 21:25	7440-47-3	
Copper	**8.3**	ug/L	5.0	1	03/08/16 08:29	03/09/16 21:25	7440-50-8	
Lead	ND	ug/L	5.0	1	03/08/16 08:29	03/09/16 21:25	7439-92-1	
Selenium	ND	ug/L	5.0	1	03/08/16 08:29	03/09/16 21:25	7782-49-2	
Silver	ND	ug/L	5.0	1	03/08/16 08:29	03/09/16 21:25	7440-22-4	
Thallium	ND	ug/L	2.0	1	03/08/16 08:29	03/09/16 21:25	7440-28-0	
Vanadium	ND	ug/L	10.0	1	03/08/16 08:29	03/09/16 21:25	7440-62-2	
7470 Mercury	Analytical Method: EPA 7470 Preparation Method: EPA 7470							
Mercury	ND	ug/L	0.20	1	03/23/16 11:43	03/23/16 18:48	7439-97-6	
8270 MSSV APP IX waters	Analytical Method: EPA 8270 Preparation Method: EPA 3510							
Acenaphthene	**142**	ug/L	10.0	1	03/09/16 00:11	03/09/16 18:54	83-32-9	
Acenaphthylene	ND	ug/L	10.0	1	03/09/16 00:11	03/09/16 18:54	208-96-8	
Acetophenone	ND	ug/L	10.0	1	03/09/16 00:11	03/09/16 18:54	98-86-2	
2-Acetylaminofluorene	ND	ug/L	10.0	1	03/09/16 00:11	03/09/16 18:54	53-96-3	
4-Aminobiphenyl	ND	ug/L	10.0	1	03/09/16 00:11	03/09/16 18:54	92-67-1	
Anthracene	ND	ug/L	10.0	1	03/09/16 00:11	03/09/16 18:54	120-12-7	
Benzo(a)anthracene	ND	ug/L	10.0	1	03/09/16 00:11	03/09/16 18:54	56-55-3	
Benzo(a)pyrene	ND	ug/L	10.0	1	03/09/16 00:11	03/09/16 18:54	50-32-8	
Benzo(b)fluoranthene	ND	ug/L	10.0	1	03/09/16 00:11	03/09/16 18:54	205-99-2	
Benzo(g,h,i)perylene	ND	ug/L	10.0	1	03/09/16 00:11	03/09/16 18:54	191-24-2	
Benzo(k)fluoranthene	ND	ug/L	10.0	1	03/09/16 00:11	03/09/16 18:54	207-08-9	
Benzyl alcohol	ND	ug/L	10.0	1	03/09/16 00:11	03/09/16 18:54	100-51-6	
4-Bromophenylphenyl ether	ND	ug/L	10.0	1	03/09/16 00:11	03/09/16 18:54	101-55-3	
Butylbenzylphthalate	ND	ug/L	10.0	1	03/09/16 00:11	03/09/16 18:54	85-68-7	
4-Chloro-3-methylphenol	ND	ug/L	10.0	1	03/09/16 00:11	03/09/16 18:54	59-50-7	
4-Chloroaniline	ND	ug/L	10.0	1	03/09/16 00:11	03/09/16 18:54	106-47-8	
Chlorobenzilate	ND	ug/L	10.0	1	03/09/16 00:11	03/09/16 18:54	510-15-6	

REPORT OF LABORATORY ANALYSIS

This report shall not be reproduced, except in full,
without the written consent of Pace Analytical Services, Inc..

Pace Analytical
www.pacelabs.com

Pace Analytical Services, Inc.
Not NELAP Accredited
4860 Blazer Parkway
Dublin, OH 43017
(614)486-5421

Pace Analytical Services, Inc.
7726 Moller Road
Indianapolis, IN 46268
(317)228-3100

ANALYTICAL RESULTS

Project: Bridgeton Landfill 1Q 2016
Pace Project No.: 50139618

Sample: LCS-5A **Lab ID: 50139618017** Collected: 03/03/16 15:50 Received: 03/05/16 11:30 Matrix: Water

Parameters	Results	Units	Report Limit	DF	Prepared	Analyzed	CAS No.	Qual
8270 MSSV APP IX waters	Analytical Method: EPA 8270 Preparation Method: EPA 3510							
bis(2-Chloroethoxy)methane	ND	ug/L	10.0	1	03/09/16 00:11	03/09/16 18:54	111-91-1	
bis(2-Chloroethyl) ether	ND	ug/L	10.0	1	03/09/16 00:11	03/09/16 18:54	111-44-4	
bis(2-Chloroisopropyl) ether	ND	ug/L	10.0	1	03/09/16 00:11	03/09/16 18:54	108-60-1	
2-Chloronaphthalene	ND	ug/L	10.0	1	03/09/16 00:11	03/09/16 18:54	91-58-7	
2-Chlorophenol	ND	ug/L	10.0	1	03/09/16 00:11	03/09/16 18:54	95-57-8	
4-Chlorophenylphenyl ether	ND	ug/L	10.0	1	03/09/16 00:11	03/09/16 18:54	7005-72-3	
Chrysene	ND	ug/L	10.0	1	03/09/16 00:11	03/09/16 18:54	218-01-9	
Diallate	ND	ug/L	10.0	1	03/09/16 00:11	03/09/16 18:54	2303-16-4	
Dibenz(a,h)anthracene	ND	ug/L	10.0	1	03/09/16 00:11	03/09/16 18:54	53-70-3	
Dibenzofuran	**74.6**	ug/L	10.0	1	03/09/16 00:11	03/09/16 18:54	132-64-9	
3,3'-Dichlorobenzidine	ND	ug/L	20.0	1	03/09/16 00:11	03/09/16 18:54	91-94-1	
2,4-Dichlorophenol	ND	ug/L	10.0	1	03/09/16 00:11	03/09/16 18:54	120-83-2	
2,6-Dichlorophenol	ND	ug/L	10.0	1	03/09/16 00:11	03/09/16 18:54	87-65-0	
Diethylphthalate	ND	ug/L	10.0	1	03/09/16 00:11	03/09/16 18:54	84-66-2	
Dimethoate	ND	ug/L	10.0	1	03/09/16 00:11	03/09/16 18:54	60-51-5	
P-Dimethylaminoazobenzene	ND	ug/L	10.0	1	03/09/16 00:11	03/09/16 18:54	60-11-7	
7,12-Dimethylbenz(a)anthracene	ND	ug/L	20.0	1	03/09/16 00:11	03/09/16 18:54	57-97-6	
3,3'-Dimethylbenzidine	ND	ug/L	20.0	1	03/09/16 00:11	03/09/16 18:54	119-93-7	
2,4-Dimethylphenol	ND	ug/L	10.0	1	03/09/16 00:11	03/09/16 18:54	105-67-9	
Dimethylphthalate	ND	ug/L	10.0	1	03/09/16 00:11	03/09/16 18:54	131-11-3	
Di-n-butylphthalate	ND	ug/L	10.0	1	03/09/16 00:11	03/09/16 18:54	84-74-2	
4,6-Dinitro-2-methylphenol	ND	ug/L	50.0	1	03/09/16 00:11	03/09/16 18:54	534-52-1	
1,3-Dinitrobenzene	ND	ug/L	50.0	1	03/09/16 00:11	03/09/16 18:54	99-65-0	
1,4-Dinitrobenzene	ND	ug/L	10.0	1	03/09/16 00:11	03/09/16 18:54	100-25-4	
2,4-Dinitrophenol	ND	ug/L	50.0	1	03/09/16 00:11	03/09/16 18:54	51-28-5	
2,4-Dinitrotoluene	ND	ug/L	10.0	1	03/09/16 00:11	03/09/16 18:54	121-14-2	
2,6-Dinitrotoluene	ND	ug/L	10.0	1	03/09/16 00:11	03/09/16 18:54	606-20-2	
Di-n-octylphthalate	ND	ug/L	10.0	1	03/09/16 00:11	03/09/16 18:54	117-84-0	
Dinoseb	ND	ug/L	10.0	1	03/09/16 00:11	03/09/16 18:54	88-85-7	
Diphenylamine	ND	ug/L	10.0	1	03/09/16 00:11	03/09/16 18:54	122-39-4	
Disulfoton	ND	ug/L	10.0	1	03/09/16 00:11	03/09/16 18:54	298-04-4	
bis(2-Ethylhexyl)phthalate	ND	ug/L	10.0	1	03/09/16 00:11	03/09/16 18:54	117-81-7	
Ethyl methanesulfonate	ND	ug/L	10.0	1	03/09/16 00:11	03/09/16 18:54	62-50-0	
Famphur	ND	ug/L	200	1	03/09/16 00:11	03/09/16 18:54	52-85-7	
Fluoranthene	**11.5**	ug/L	10.0	1	03/09/16 00:11	03/09/16 18:54	206-44-0	
Fluorene	**76.5**	ug/L	10.0	1	03/09/16 00:11	03/09/16 18:54	86-73-7	
Hexachloro-1,3-butadiene	ND	ug/L	10.0	1	03/09/16 00:11	03/09/16 18:54	87-68-3	
Hexachlorobenzene	ND	ug/L	10.0	1	03/09/16 00:11	03/09/16 18:54	118-74-1	
Hexachlorocyclopentadiene	ND	ug/L	10.0	1	03/09/16 00:11	03/09/16 18:54	77-47-4	
Hexachloroethane	ND	ug/L	10.0	1	03/09/16 00:11	03/09/16 18:54	67-72-1	
Hexachlorophene	ND	ug/L	200	1	03/09/16 00:11	03/09/16 18:54	70-30-4	
Hexachloropropene	ND	ug/L	10.0	1	03/09/16 00:11	03/09/16 18:54	1888-71-7	
Indeno(1,2,3-cd)pyrene	ND	ug/L	10.0	1	03/09/16 00:11	03/09/16 18:54	193-39-5	
Isodrin	ND	ug/L	10.0	1	03/09/16 00:11	03/09/16 18:54	465-73-6	
Isophorone	ND	ug/L	10.0	1	03/09/16 00:11	03/09/16 18:54	78-59-1	
Isosafrole	ND	ug/L	10.0	1	03/09/16 00:11	03/09/16 18:54	120-58-1	
Kepone	ND	ug/L	200	1	03/09/16 00:11	03/09/16 18:54	143-50-0	

This report shall not be reproduced, except in full,
without the written consent of Pace Analytical Services, Inc..

Pace Analytical®
www.pacelabs.com

Pace Analytical Services, Inc.
Not NELAP Accredited
4860 Blazer Parkway
Dublin, OH 43017
(614)486-5421

Pace Analytical Services, Inc.
7726 Moller Road
Indianapolis, IN 46268
(317)228-3100

ANALYTICAL RESULTS

Project: Bridgeton Landfill 1Q 2016
Pace Project No.: 50139618

Sample: LCS-5A **Lab ID: 50139618017** Collected: 03/03/16 15:50 Received: 03/05/16 11:30 Matrix: Water

Parameters	Results	Units	Report Limit	DF	Prepared	Analyzed	CAS No.	Qual
8270 MSSV APP IX waters	Analytical Method: EPA 8270 Preparation Method: EPA 3510							
Methapyrilene	ND	ug/L	10.0	1	03/09/16 00:11	03/09/16 18:54	91-80-5	
3-Methylcholanthrene	ND	ug/L	10.0	1	03/09/16 00:11	03/09/16 18:54	56-49-5	
Methyl methanesulfonate	ND	ug/L	10.0	1	03/09/16 00:11	03/09/16 18:54	66-27-3	
2-Methylnaphthalene	343	ug/L	50.0	5	03/09/16 00:11	03/15/16 14:20	91-57-6	
Methyl parathion	ND	ug/L	10.0	1	03/09/16 00:11	03/09/16 18:54	298-00-0	
2-Methylphenol(o-Cresol)	ND	ug/L	10.0	1	03/09/16 00:11	03/09/16 18:54	95-48-7	
3&4-Methylphenol(m&p Cresol)	ND	ug/L	10.0	1	03/09/16 00:11	03/09/16 18:54		
1-Naphthalenamine	ND	ug/L	50.0	1	03/09/16 00:11	03/09/16 18:54	134-32-7	
2-Naphthalenamine	ND	ug/L	10.0	1	03/09/16 00:11	03/09/16 18:54	91-59-8	
Naphthalene	3970	ug/L	500	50	03/09/16 00:11	03/18/16 13:27	91-20-3	
1,4-Naphthoquinone	ND	ug/L	50.0	1	03/09/16 00:11	03/09/16 18:54	130-15-4	
2-Nitroaniline	ND	ug/L	50.0	1	03/09/16 00:11	03/09/16 18:54	88-74-4	
3-Nitroaniline	ND	ug/L	50.0	1	03/09/16 00:11	03/09/16 18:54	99-09-2	
4-Nitroaniline	ND	ug/L	50.0	1	03/09/16 00:11	03/09/16 18:54	100-01-6	
Nitrobenzene	ND	ug/L	10.0	1	03/09/16 00:11	03/09/16 18:54	98-95-3	
2-Nitrophenol	ND	ug/L	10.0	1	03/09/16 00:11	03/09/16 18:54	88-75-5	
4-Nitrophenol	ND	ug/L	50.0	1	03/09/16 00:11	03/09/16 18:54	100-02-7	
5-Nitro-o-toluidine	ND	ug/L	10.0	1	03/09/16 00:11	03/09/16 18:54	99-55-8	
N-Nitrosodiethylamine	ND	ug/L	10.0	1	03/09/16 00:11	03/09/16 18:54	55-18-5	
N-Nitrosodimethylamine	ND	ug/L	10.0	1	03/09/16 00:11	03/09/16 18:54	62-75-9	
N-Nitroso-di-n-butylamine	ND	ug/L	10.0	1	03/09/16 00:11	03/09/16 18:54	924-16-3	
N-Nitroso-di-n-propylamine	ND	ug/L	50.0	1	03/09/16 00:11	03/09/16 18:54	621-64-7	
N-Nitrosomethylethylamine	ND	ug/L	10.0	1	03/09/16 00:11	03/09/16 18:54	10595-95-6	
N-Nitrosomorpholine	ND	ug/L	10.0	1	03/09/16 00:11	03/09/16 18:54	59-89-2	
N-Nitrosopiperidine	ND	ug/L	10.0	1	03/09/16 00:11	03/09/16 18:54	100-75-4	
N-Nitrosopyrrolidine	ND	ug/L	10.0	1	03/09/16 00:11	03/09/16 18:54	930-55-2	
O,O,O-Triethylphosphorothioate	ND	ug/L	10.0	1	03/09/16 00:11	03/09/16 18:54	126-68-1	
Parathion (Ethyl parathion)	ND	ug/L	10.0	1	03/09/16 00:11	03/09/16 18:54	56-38-2	
Pentachlorobenzene	ND	ug/L	10.0	1	03/09/16 00:11	03/09/16 18:54	608-93-5	
Pentachloronitrobenzene	ND	ug/L	10.0	1	03/09/16 00:11	03/09/16 18:54	82-68-8	
Pentachlorophenol	ND	ug/L	50.0	1	03/09/16 00:11	03/09/16 18:54	87-86-5	
Phenacetin	ND	ug/L	10.0	1	03/09/16 00:11	03/09/16 18:54	62-44-2	
Phenanthrene	68.0	ug/L	10.0	1	03/09/16 00:11	03/09/16 18:54	85-01-8	
Phenol	ND	ug/L	10.0	1	03/09/16 00:11	03/09/16 18:54	108-95-2	
p-Phenylenediamine	ND	ug/L	20.0	1	03/09/16 00:11	03/09/16 18:54	106-50-3	
Phorate	ND	ug/L	10.0	1	03/09/16 00:11	03/09/16 18:54	298-02-2	
Pronamide	ND	ug/L	10.0	1	03/09/16 00:11	03/09/16 18:54	23950-58-5	
Pyrene	ND	ug/L	10.0	1	03/09/16 00:11	03/09/16 18:54	129-00-0	
Safrole	ND	ug/L	10.0	1	03/09/16 00:11	03/09/16 18:54	94-59-7	
1,2,4,5-Tetrachlorobenzene	ND	ug/L	10.0	1	03/09/16 00:11	03/09/16 18:54	95-94-3	
2,3,4,6-Tetrachlorophenol	ND	ug/L	10.0	1	03/09/16 00:11	03/09/16 18:54	58-90-2	
Thionazin	ND	ug/L	10.0	1	03/09/16 00:11	03/09/16 18:54	297-97-2	
O-Toluidine	ND	ug/L	10.0	1	03/09/16 00:11	03/09/16 18:54	95-53-4	
1,2,4-Trichlorobenzene	ND	ug/L	10.0	1	03/09/16 00:11	03/09/16 18:54	120-82-1	
2,4,5-Trichlorophenol	ND	ug/L	10.0	1	03/09/16 00:11	03/09/16 18:54	95-95-4	
2,4,6-Trichlorophenol	ND	ug/L	10.0	1	03/09/16 00:11	03/09/16 18:54	88-06-2	
1,3,5-Trinitrobenzene	ND	ug/L	20.0	1	03/09/16 00:11	03/09/16 18:54	99-35-4	

REPORT OF LABORATORY ANALYSIS

This report shall not be reproduced, except in full,
without the written consent of Pace Analytical Services, Inc..

Pace Analytical
www.pacelabs.com

Pace Analytical Services, Inc.
Not NELAP Accredited
4860 Blazer Parkway
Dublin, OH 43017
(614)486-5421

Pace Analytical Services, Inc.
7726 Moller Road
Indianapolis, IN 46268
(317)228-3100

ANALYTICAL RESULTS

Project: Bridgeton Landfill 1Q 2016
Pace Project No.: 50139618

Sample: LCS-5A **Lab ID: 50139618017** Collected: 03/03/16 15:50 Received: 03/05/16 11:30 Matrix: Water

Parameters	Results	Units	Report Limit	DF	Prepared	Analyzed	CAS No.	Qual
8270 MSSV APP IX waters	Analytical Method: EPA 8270 Preparation Method: EPA 3510							
Surrogates								
Nitrobenzene-d5 (S)	85	%.	38-124	1	03/09/16 00:11	03/09/16 18:54	4165-60-0	
2-Fluorobiphenyl (S)	62	%.	33-114	1	03/09/16 00:11	03/09/16 18:54	321-60-8	
p-Terphenyl-d14 (S)	32	%.	10-113	1	03/09/16 00:11	03/09/16 18:54	1718-51-0	
Phenol-d5 (S)	29	%.	10-58	1	03/09/16 00:11	03/09/16 18:54	4165-62-2	
2-Fluorophenol (S)	41	%.	11-79	1	03/09/16 00:11	03/09/16 18:54	367-12-4	
2,4,6-Tribromophenol (S)	93	%.	29-158	1	03/09/16 00:11	03/09/16 18:54	118-79-6	
8260 MSV	Analytical Method: EPA 8260							
Acetone	ND	ug/L	10.0	1		03/09/16 14:20	67-64-1	
Acetonitrile	ND	ug/L	100	1		03/09/16 14:20	75-05-8	
Acrolein	ND	ug/L	50.0	1		03/09/16 14:20	107-02-8	
Acrylonitrile	ND	ug/L	100	1		03/09/16 14:20	107-13-1	
Allyl chloride	ND	ug/L	5.0	1		03/09/16 14:20	107-05-1	N2
Benzene	**68.1**	ug/L	5.0	1		03/09/16 14:20	71-43-2	
Bromochloromethane	ND	ug/L	5.0	1		03/09/16 14:20	74-97-5	
Bromodichloromethane	ND	ug/L	5.0	1		03/09/16 14:20	75-27-4	
Bromoform	ND	ug/L	5.0	1		03/09/16 14:20	75-25-2	
Bromomethane	ND	ug/L	10.0	1		03/09/16 14:20	74-83-9	
2-Butanone (MEK)	**14.1**	ug/L	10.0	1		03/09/16 14:20	78-93-3	
Carbon disulfide	ND	ug/L	10.0	1		03/09/16 14:20	75-15-0	
Carbon tetrachloride	ND	ug/L	5.0	1		03/09/16 14:20	56-23-5	
Chlorobenzene	**91.4**	ug/L	5.0	1		03/09/16 14:20	108-90-7	
Chloroethane	ND	ug/L	10.0	1		03/09/16 14:20	75-00-3	
Chloroform	ND	ug/L	5.0	1		03/09/16 14:20	67-66-3	
Chloromethane	ND	ug/L	10.0	1		03/09/16 14:20	74-87-3	
Chloroprene	ND	ug/L	100	1		03/09/16 14:20	126-99-8	N2
1,2-Dibromo-3-chloropropane	ND	ug/L	5.0	1		03/09/16 14:20	96-12-8	
Dibromochloromethane	ND	ug/L	5.0	1		03/09/16 14:20	124-48-1	
1,2-Dibromoethane (EDB)	ND	ug/L	5.0	1		03/09/16 14:20	106-93-4	
Dibromomethane	ND	ug/L	10.0	1		03/09/16 14:20	74-95-3	
1,2-Dichlorobenzene	ND	ug/L	5.0	1		03/09/16 14:20	95-50-1	
1,3-Dichlorobenzene	ND	ug/L	5.0	1		03/09/16 14:20	541-73-1	
1,4-Dichlorobenzene	**7.7**	ug/L	5.0	1		03/09/16 14:20	106-46-7	
trans-1,4-Dichloro-2-butene	ND	ug/L	10.0	1		03/09/16 14:20	110-57-6	
Dichlorodifluoromethane	ND	ug/L	5.0	1		03/09/16 14:20	75-71-8	
1,1-Dichloroethane	ND	ug/L	5.0	1		03/09/16 14:20	75-34-3	
1,2-Dichloroethane	ND	ug/L	5.0	1		03/09/16 14:20	107-06-2	
1,1-Dichloroethene	ND	ug/L	5.0	1		03/09/16 14:20	75-35-4	
cis-1,2-Dichloroethene	ND	ug/L	5.0	1		03/09/16 14:20	156-59-2	
trans-1,2-Dichloroethene	ND	ug/L	5.0	1		03/09/16 14:20	156-60-5	
1,2-Dichloropropane	ND	ug/L	5.0	1		03/09/16 14:20	78-87-5	
1,3-Dichloropropane	ND	ug/L	5.0	1		03/09/16 14:20	142-28-9	
2,2-Dichloropropane	ND	ug/L	5.0	1		03/09/16 14:20	594-20-7	
1,1-Dichloropropene	ND	ug/L	5.0	1		03/09/16 14:20	563-58-6	
cis-1,3-Dichloropropene	ND	ug/L	5.0	1		03/09/16 14:20	10061-01-5	
trans-1,3-Dichloropropene	ND	ug/L	5.0	1		03/09/16 14:20	10061-02-6	

REPORT OF LABORATORY ANALYSIS

This report shall not be reproduced, except in full,
without the written consent of Pace Analytical Services, Inc.

Pace Analytical®
www.pacelabs.com

Pace Analytical Services, Inc.
Not NELAP Accredited
4860 Blazer Parkway
Dublin, OH 43017
(614)486-5421

Pace Analytical Services, Inc.
7726 Moller Road
Indianapolis, IN 46268
(317)228-3100

ANALYTICAL RESULTS

Project: Bridgeton Landfill 1Q 2016
Pace Project No.: 50139618

Sample: LCS-5A **Lab ID: 50139618017** Collected: 03/03/16 15:50 Received: 03/05/16 11:30 Matrix: Water

Parameters	Results	Units	Report Limit	DF	Prepared	Analyzed	CAS No.	Qual
8260 MSV	Analytical Method: EPA 8260							
Ethylbenzene	**14.7**	ug/L	5.0	1		03/09/16 14:20	100-41-4	
Ethyl methacrylate	ND	ug/L	100	1		03/09/16 14:20	97-63-2	
2-Hexanone	ND	ug/L	10.0	1		03/09/16 14:20	591-78-6	
Iodomethane	ND	ug/L	5.0	1		03/09/16 14:20	74-88-4	
Isobutanol	ND	ug/L	100	1		03/09/16 14:20	78-83-1	N2
Methacrylonitrile	ND	ug/L	100	1		03/09/16 14:20	126-98-7	N2
Methylene Chloride	ND	ug/L	5.0	1		03/09/16 14:20	75-09-2	
Methyl methacrylate	ND	ug/L	100	1		03/09/16 14:20	80-62-6	N2
4-Methyl-2-pentanone (MIBK)	ND	ug/L	10.0	1		03/09/16 14:20	108-10-1	
Propionitrile	ND	ug/L	100	1		03/09/16 14:20	107-12-0	N2
Styrene	ND	ug/L	5.0	1		03/09/16 14:20	100-42-5	
1,1,1,2-Tetrachloroethane	ND	ug/L	5.0	1		03/09/16 14:20	630-20-6	
1,1,2,2-Tetrachloroethane	ND	ug/L	5.0	1		03/09/16 14:20	79-34-5	
Tetrachloroethene	ND	ug/L	5.0	1		03/09/16 14:20	127-18-4	
Toluene	**7.9**	ug/L	5.0	1		03/09/16 14:20	108-88-3	
1,1,1-Trichloroethane	ND	ug/L	5.0	1		03/09/16 14:20	71-55-6	
1,1,2-Trichloroethane	ND	ug/L	5.0	1		03/09/16 14:20	79-00-5	
Trichloroethene	ND	ug/L	5.0	1		03/09/16 14:20	79-01-6	
Trichlorofluoromethane	ND	ug/L	10.0	1		03/09/16 14:20	75-69-4	
1,2,3-Trichloropropane	ND	ug/L	5.0	1		03/09/16 14:20	96-18-4	
Vinyl acetate	ND	ug/L	10.0	1		03/09/16 14:20	108-05-4	
Vinyl chloride	ND	ug/L	2.0	1		03/09/16 14:20	75-01-4	
Xylene (Total)	**36.8**	ug/L	5.0	1		03/09/16 14:20	1330-20-7	
Surrogates								
Dibromofluoromethane (S)	99	%.	84-118	1		03/09/16 14:20	1868-53-7	
4-Bromofluorobenzene (S)	102	%.	79-116	1		03/09/16 14:20	460-00-4	
Toluene-d8 (S)	100	%.	86-110	1		03/09/16 14:20	2037-26-5	
2540C Total Dissolved Solids	Analytical Method: SM 2540C							
Total Dissolved Solids	**3690**	mg/L	40.0	1		03/09/16 11:07		
410.4 COD	Analytical Method: EPA 410.4 Preparation Method: EPA 410.4							
Chemical Oxygen Demand	**877**	mg/L	10.0	1	03/15/16 09:13	03/15/16 11:40		
353.2 Nitrogen, NO2/NO3 pres.	Analytical Method: EPA 353.2							
Nitrogen, NO2 plus NO3	ND	mg/L	0.10	1		03/08/16 09:55		
365.1 Total Phosphorus	Analytical Method: EPA 365.1 Preparation Method: EPA 365.1							
Phosphorus	**2.4**	mg/L	0.25	5	03/10/16 14:06	03/14/16 10:52	7723-14-0	
4500 Ammonia Water	Analytical Method: SM 4500-NH3 G							
Nitrogen, Ammonia	**339**	mg/L	5.0	50		03/09/16 11:18	7664-41-7	
5310C TOC	Analytical Method: SM 5310C							
Total Organic Carbon	**252**	mg/L	100	100		03/18/16 18:16	7440-44-0	

REPORT OF LABORATORY ANALYSIS

This report shall not be reproduced, except in full,
without the written consent of Pace Analytical Services, Inc..

Pace Analytical
www.pacelabs.com

Pace Analytical Services, Inc.
Not NELAP Accredited
4860 Blazer Parkway
Dublin, OH 43017
(614)486-5421

Pace Analytical Services, Inc.
7726 Moller Road
Indianapolis, IN 46268
(317)228-3100

ANALYTICAL RESULTS

Project: Bridgeton Landfill 1Q 2016
Pace Project No.: 50139618

Sample: PZ-101-SS **Lab ID: 50139618018** Collected: 03/04/16 09:08 Received: 03/05/16 11:30 Matrix: Water

Parameters	Results	Units	Report Limit	DF	Prepared	Analyzed	CAS No.	Qual
Field Data	Analytical Method:							
Field pH	**6.59**	Std. Units		1		03/04/16 08:27		
Field Temperature	**24.4**	deg C		1		03/04/16 08:27		
Field Specific Conductance	**1953**	umhos/cm		1		03/04/16 08:27		
Field Turbidity	**7.24**	NTU		1		03/04/16 08:27		
Total Well Depth	**155.11**	feet		1		03/04/16 08:27		
Elevation Water Level	**454.58**	ft/msl		1		03/04/16 08:27		
Collar Elevation	**491.26**	ft/msl		1		03/04/16 08:27		
Depth to Water	**36.68**	feet		1		03/04/16 08:27		
300.0 IC Anions 28 Days	Analytical Method: EPA 300.0							
Chloride	**215**	mg/L	25.0	100		03/08/16 20:15	16887-00-6	
Fluoride	**1.0**	mg/L	0.10	1		03/08/16 05:21	16984-48-8	
Sulfate	**0.31**	mg/L	0.25	1		03/08/16 05:21	14808-79-8	
6010 MET ICP	Analytical Method: EPA 6010 Preparation Method: EPA 3010							
Barium	**504**	ug/L	10.0	1	03/09/16 17:15	03/14/16 15:31	7440-39-3	
Boron	**829**	ug/L	100	1	03/09/16 17:15	03/14/16 15:31	7440-42-8	
Calcium	**155000**	ug/L	500	1	03/09/16 17:15	03/14/16 15:31	7440-70-2	
Cobalt	ND	ug/L	5.0	1	03/09/16 17:15	03/14/16 15:31	7440-48-4	
Iron	**4240**	ug/L	50.0	1	03/09/16 17:15	03/14/16 15:31	7439-89-6	
Magnesium	**97100**	ug/L	500	1	03/09/16 17:15	03/14/16 15:31	7439-95-4	
Manganese	**37.8**	ug/L	5.0	1	03/09/16 17:15	03/14/16 15:31	7439-96-5	
Nickel	**12.5**	ug/L	10.0	1	03/09/16 17:15	03/14/16 15:31	7440-02-0	
Sodium	**95500**	ug/L	1000	1	03/09/16 17:15	03/14/16 15:31	7440-23-5	
Total Hardness by 2340B	**786000**	ug/L	1000	1	03/09/16 17:15	03/14/16 15:31		
Zinc	ND	ug/L	20.0	1	03/09/16 17:15	03/14/16 15:31	7440-66-6	
6020 MET ICPMS	Analytical Method: EPA 6020 Preparation Method: EPA 200.2							
Antimony	ND	ug/L	5.0	1	03/08/16 08:29	03/09/16 20:59	7440-36-0	
Arsenic	**19.5**	ug/L	5.0	1	03/08/16 08:29	03/09/16 20:59	7440-38-2	
Beryllium	ND	ug/L	2.0	1	03/08/16 08:29	03/09/16 20:59	7440-41-7	
Cadmium	ND	ug/L	0.20	1	03/08/16 08:29	03/09/16 20:59	7440-43-9	
Chromium	ND	ug/L	5.0	1	03/08/16 08:29	03/09/16 20:59	7440-47-3	
Copper	ND	ug/L	5.0	1	03/08/16 08:29	03/09/16 20:59	7440-50-8	
Lead	ND	ug/L	5.0	1	03/08/16 08:29	03/09/16 20:59	7439-92-1	
Selenium	ND	ug/L	5.0	1	03/08/16 08:29	03/09/16 20:59	7782-49-2	
Silver	ND	ug/L	5.0	1	03/08/16 08:29	03/09/16 20:59	7440-22-4	
Thallium	ND	ug/L	2.0	1	03/08/16 08:29	03/09/16 20:59	7440-28-0	
Vanadium	ND	ug/L	10.0	1	03/08/16 08:29	03/09/16 20:59	7440-62-2	
7470 Mercury	Analytical Method: EPA 7470 Preparation Method: EPA 7470							
Mercury	ND	ug/L	0.20	1	03/23/16 11:43	03/23/16 18:56	7439-97-6	
8270 MSSV APP IX waters	Analytical Method: EPA 8270 Preparation Method: EPA 3510							
Acenaphthene	ND	ug/L	10.0	1	03/09/16 00:11	03/09/16 20:15	83-32-9	
Acenaphthylene	ND	ug/L	10.0	1	03/09/16 00:11	03/09/16 20:15	208-96-8	

REPORT OF LABORATORY ANALYSIS

This report shall not be reproduced, except in full,
without the written consent of Pace Analytical Services, Inc..

Pace Analytical
www.pacelabs.com

Pace Analytical Services, Inc.
Not NELAP Accredited
4860 Blazer Parkway
Dublin, OH 43017
(614)486-5421

Pace Analytical Services, Inc.
7726 Moller Road
Indianapolis, IN 46268
(317)228-3100

ANALYTICAL RESULTS

Project: Bridgeton Landfill 1Q 2016
Pace Project No : 50139618

Sample: PZ-101-SS **Lab ID: 50139618018** Collected: 03/04/16 09:08 Received: 03/05/16 11:30 Matrix: Water

Parameters	Results	Units	Report Limit	DF	Prepared	Analyzed	CAS No.	Qual
8270 MSSV APP IX waters	Analytical Method: EPA 8270 Preparation Method: EPA 3510							
Acetophenone	ND	ug/L	10.0	1	03/09/16 00:11	03/09/16 20:15	98-86-2	
2-Acetylaminofluorene	ND	ug/L	10.0	1	03/09/16 00:11	03/09/16 20:15	53-96-3	
4-Aminobiphenyl	ND	ug/L	10.0	1	03/09/16 00:11	03/09/16 20:15	92-67-1	
Anthracene	ND	ug/L	10.0	1	03/09/16 00:11	03/09/16 20:15	120-12-7	
Benzo(a)anthracene	ND	ug/L	10.0	1	03/09/16 00:11	03/09/16 20:15	56-55-3	
Benzo(a)pyrene	ND	ug/L	10.0	1	03/09/16 00:11	03/09/16 20:15	50-32-8	
Benzo(b)fluoranthene	ND	ug/L	10.0	1	03/09/16 00:11	03/09/16 20:15	205-99-2	
Benzo(g,h,i)perylene	ND	ug/L	10.0	1	03/09/16 00:11	03/09/16 20:15	191-24-2	
Benzo(k)fluoranthene	ND	ug/L	10.0	1	03/09/16 00:11	03/09/16 20:15	207-08-9	
Benzyl alcohol	ND	ug/L	10.0	1	03/09/16 00:11	03/09/16 20:15	100-51-6	
4-Bromophenylphenyl ether	ND	ug/L	10.0	1	03/09/16 00:11	03/09/16 20:15	101-55-3	
Butylbenzylphthalate	ND	ug/L	10.0	1	03/09/16 00:11	03/09/16 20:15	85-68-7	
4-Chloro-3-methylphenol	ND	ug/L	10.0	1	03/09/16 00:11	03/09/16 20:15	59-50-7	
4-Chloroaniline	ND	ug/L	10.0	1	03/09/16 00:11	03/09/16 20:15	106-47-8	
Chlorobenzilate	ND	ug/L	10.0	1	03/09/16 00:11	03/09/16 20:15	510-15-6	
bis(2-Chloroethoxy)methane	ND	ug/L	10.0	1	03/09/16 00:11	03/09/16 20:15	111-91-1	
bis(2-Chloroethyl) ether	ND	ug/L	10.0	1	03/09/16 00:11	03/09/16 20:15	111-44-4	
bis(2-Chloroisopropyl) ether	ND	ug/L	10.0	1	03/09/16 00:11	03/09/16 20:15	108-60-1	
2-Chloronaphthalene	ND	ug/L	10.0	1	03/09/16 00:11	03/09/16 20:15	91-58-7	
2-Chlorophenol	ND	ug/L	10.0	1	03/09/16 00:11	03/09/16 20:15	95-57-8	
4-Chlorophenylphenyl ether	ND	ug/L	10.0	1	03/09/16 00:11	03/09/16 20:15	7005-72-3	
Chrysene	ND	ug/L	10.0	1	03/09/16 00:11	03/09/16 20:15	218-01-9	
Diallate	ND	ug/L	10.0	1	03/09/16 00:11	03/09/16 20:15	2303-16-4	
Dibenz(a,h)anthracene	ND	ug/L	10.0	1	03/09/16 00:11	03/09/16 20:15	53-70-3	
Dibenzofuran	ND	ug/L	10.0	1	03/09/16 00:11	03/09/16 20:15	132-64-9	
3,3'-Dichlorobenzidine	ND	ug/L	20.0	1	03/09/16 00:11	03/09/16 20:15	91-94-1	
2,4-Dichlorophenol	ND	ug/L	10.0	1	03/09/16 00:11	03/09/16 20:15	120-83-2	
2,6-Dichlorophenol	ND	ug/L	10.0	1	03/09/16 00:11	03/09/16 20:15	87-65-0	
Diethylphthalate	ND	ug/L	10.0	1	03/09/16 00:11	03/09/16 20:15	84-66-2	
Dimethoate	ND	ug/L	10.0	1	03/09/16 00:11	03/09/16 20:15	60-51-5	
P-Dimethylaminoazobenzene	ND	ug/L	10.0	1	03/09/16 00:11	03/09/16 20:15	60-11-7	
7,12-Dimethylbenz(a)anthracene	ND	ug/L	20.0	1	03/09/16 00:11	03/09/16 20:15	57-97-6	
3,3'-Dimethylbenzidine	ND	ug/L	20.0	1	03/09/16 00:11	03/09/16 20:15	119-93-7	
2,4-Dimethylphenol	ND	ug/L	10.0	1	03/09/16 00:11	03/09/16 20:15	105-67-9	
Dimethylphthalate	ND	ug/L	10.0	1	03/09/16 00:11	03/09/16 20:15	131-11-3	
Di-n-butylphthalate	ND	ug/L	10.0	1	03/09/16 00:11	03/09/16 20:15	84-74-2	
4,6-Dinitro-2-methylphenol	ND	ug/L	50.0	1	03/09/16 00:11	03/09/16 20:15	534-52-1	
1,3-Dinitrobenzene	ND	ug/L	50.0	1	03/09/16 00:11	03/09/16 20:15	99-65-0	
1,4-Dinitrobenzene	ND	ug/L	10.0	1	03/09/16 00:11	03/09/16 20:15	100-25-4	
2,4-Dinitrophenol	ND	ug/L	50.0	1	03/09/16 00:11	03/09/16 20:15	51-28-5	
2,4-Dinitrotoluene	ND	ug/L	10.0	1	03/09/16 00:11	03/09/16 20:15	121-14-2	
2,6-Dinitrotoluene	ND	ug/L	10.0	1	03/09/16 00:11	03/09/16 20:15	606-20-2	
Di-n-octylphthalate	ND	ug/L	10.0	1	03/09/16 00:11	03/09/16 20:15	117-84-0	
Dinoseb	ND	ug/L	10.0	1	03/09/16 00:11	03/09/16 20:15	88-85-7	
Diphenylamine	ND	ug/L	10.0	1	03/09/16 00:11	03/09/16 20:15	122-39-4	
Disulfoton	ND	ug/L	10.0	1	03/09/16 00:11	03/09/16 20:15	298-04-4	
bis(2-Ethylhexyl)phthalate	ND	ug/L	10.0	1	03/09/16 00:11	03/09/16 20:15	117-81-7	

REPORT OF LABORATORY ANALYSIS

This report shall not be reproduced, except in full,
without the written consent of Pace Analytical Services, Inc..

Pace Analytical
www.pacelabs.com

Pace Analytical Services, Inc.
Not NELAP Accredited
4860 Blazer Parkway
Dublin, OH 43017
(614)486-5421

Pace Analytical Services, Inc.
7726 Moller Road
Indianapolis, IN 46268
(317)228-3100

ANALYTICAL RESULTS

Project: Bridgeton Landfill 1Q 2016
Pace Project No.: 50139618

Sample: PZ-101-SS **Lab ID: 50139618018** Collected: 03/04/16 09:08 Received: 03/05/16 11:30 Matrix: Water

Parameters	Results	Units	Report Limit	DF	Prepared	Analyzed	CAS No.	Qual
8270 MSSV APP IX waters	Analytical Method: EPA 8270 Preparation Method: EPA 3510							
Ethyl methanesulfonate	ND	ug/L	10.0	1	03/09/16 00:11	03/09/16 20:15	62-50-0	
Famphur	ND	ug/L	200	1	03/09/16 00:11	03/09/16 20:15	52-85-7	
Fluoranthene	ND	ug/L	10.0	1	03/09/16 00:11	03/09/16 20:15	206-44-0	
Fluorene	ND	ug/L	10.0	1	03/09/16 00:11	03/09/16 20:15	86-73-7	
Hexachloro-1,3-butadiene	ND	ug/L	10.0	1	03/09/16 00:11	03/09/16 20:15	87-68-3	
Hexachlorobenzene	ND	ug/L	10.0	1	03/09/16 00:11	03/09/16 20:15	118-74-1	
Hexachlorocyclopentadiene	ND	ug/L	10.0	1	03/09/16 00:11	03/09/16 20:15	77-47-4	
Hexachloroethane	ND	ug/L	10.0	1	03/09/16 00:11	03/09/16 20:15	67-72-1	
Hexachlorophene	ND	ug/L	200	1	03/09/16 00:11	03/09/16 20:15	70-30-4	
Hexachloropropene	ND	ug/L	10.0	1	03/09/16 00:11	03/09/16 20:15	1888-71-7	
Indeno(1,2,3-cd)pyrene	ND	ug/L	10.0	1	03/09/16 00:11	03/09/16 20:15	193-39-5	
Isodrin	ND	ug/L	10.0	1	03/09/16 00:11	03/09/16 20:15	465-73-6	
Isophorone	ND	ug/L	10.0	1	03/09/16 00:11	03/09/16 20:15	78-59-1	
Isosafrole	ND	ug/L	10.0	1	03/09/16 00:11	03/09/16 20:15	120-58-1	
Kepone	ND	ug/L	200	1	03/09/16 00:11	03/09/16 20:15	143-50-0	
Methapyrilene	ND	ug/L	10.0	1	03/09/16 00:11	03/09/16 20:15	91-80-5	
3-Methylcholanthrene	ND	ug/L	10.0	1	03/09/16 00:11	03/09/16 20:15	56-49-5	
Methyl methanesulfonate	ND	ug/L	10.0	1	03/09/16 00:11	03/09/16 20:15	66-27-3	
2-Methylnaphthalene	ND	ug/L	10.0	1	03/09/16 00:11	03/09/16 20:15	91-57-6	
Methyl parathion	ND	ug/L	10.0	1	03/09/16 00:11	03/09/16 20:15	298-00-0	
2-Methylphenol(o-Cresol)	ND	ug/L	10.0	1	03/09/16 00:11	03/09/16 20:15	95-48-7	
3&4-Methylphenol(m&p Cresol)	ND	ug/L	10.0	1	03/09/16 00:11	03/09/16 20:15		
1-Naphthalenamine	ND	ug/L	50.0	1	03/09/16 00:11	03/09/16 20:15	134-32-7	
2-Naphthalenamine	ND	ug/L	10.0	1	03/09/16 00:11	03/09/16 20:15	91-59-8	
Naphthalene	ND	ug/L	10.0	1	03/09/16 00:11	03/09/16 20:15	91-20-3	
1,4-Naphthoquinone	ND	ug/L	50.0	1	03/09/16 00:11	03/09/16 20:15	130-15-4	
2-Nitroaniline	ND	ug/L	50.0	1	03/09/16 00:11	03/09/16 20:15	88-74-4	
3-Nitroaniline	ND	ug/L	50.0	1	03/09/16 00:11	03/09/16 20:15	99-09-2	
4-Nitroaniline	ND	ug/L	50.0	1	03/09/16 00:11	03/09/16 20:15	100-01-6	
Nitrobenzene	ND	ug/L	10.0	1	03/09/16 00:11	03/09/16 20:15	98-95-3	
2-Nitrophenol	ND	ug/L	10.0	1	03/09/16 00:11	03/09/16 20:15	88-75-5	
4-Nitrophenol	ND	ug/L	50.0	1	03/09/16 00:11	03/09/16 20:15	100-02-7	
5-Nitro-o-toluidine	ND	ug/L	10.0	1	03/09/16 00:11	03/09/16 20:15	99-55-8	
N-Nitrosodiethylamine	ND	ug/L	10.0	1	03/09/16 00:11	03/09/16 20:15	55-18-5	
N-Nitrosodimethylamine	ND	ug/L	10.0	1	03/09/16 00:11	03/09/16 20:15	62-75-9	
N-Nitroso-di-n-butylamine	ND	ug/L	10.0	1	03/09/16 00:11	03/09/16 20:15	924-16-3	
N-Nitroso-di-n-propylamine	ND	ug/L	50.0	1	03/09/16 00:11	03/09/16 20:15	621-64-7	
N-Nitrosomethylethylamine	ND	ug/L	10.0	1	03/09/16 00:11	03/09/16 20:15	10595-95-6	
N-Nitrosomorpholine	ND	ug/L	10.0	1	03/09/16 00:11	03/09/16 20:15	59-89-2	
N-Nitrosopiperidine	ND	ug/L	10.0	1	03/09/16 00:11	03/09/16 20:15	100-75-4	
N-Nitrosopyrrolidine	ND	ug/L	10.0	1	03/09/16 00:11	03/09/16 20:15	930-55-2	
O,O,O-Triethylphosphorothioate	ND	ug/L	10.0	1	03/09/16 00:11	03/09/16 20:15	126-68-1	
Parathion (Ethyl parathion)	ND	ug/L	10.0	1	03/09/16 00:11	03/09/16 20:15	56-38-2	
Pentachlorobenzene	ND	ug/L	10.0	1	03/09/16 00:11	03/09/16 20:15	608-93-5	
Pentachloronitrobenzene	ND	ug/L	10.0	1	03/09/16 00:11	03/09/16 20:15	82-68-8	
Pentachlorophenol	ND	ug/L	50.0	1	03/09/16 00:11	03/09/16 20:15	87-86-5	
Phenacetin	ND	ug/L	10.0	1	03/09/16 00:11	03/09/16 20:15	62-44-2	

REPORT OF LABORATORY ANALYSIS

This report shall not be reproduced, except in full,
without the written consent of Pace Analytical Services, Inc..

Pace Analytical®
www.pacelabs.com

Pace Analytical Services, Inc.
Not NELAP Accredited
4860 Blazer Parkway
Dublin, OH 43017
(614)486-5421

Pace Analytical Services, Inc.
7726 Moller Road
Indianapolis, IN 46268
(317)228-3100

ANALYTICAL RESULTS

Project: Bridgeton Landfill 1Q 2016
Pace Project No.: 50139618

Sample: PZ-101-SS Lab ID: 50139618018 Collected: 03/04/16 09:08 Received: 03/05/16 11:30 Matrix: Water

Parameters	Results	Units	Report Limit	DF	Prepared	Analyzed	CAS No.	Qual
8270 MSSV APP IX waters	Analytical Method: EPA 8270 Preparation Method: EPA 3510							
Phenanthrene	ND	ug/L	10.0	1	03/09/16 00:11	03/09/16 20:15	85-01-8	
Phenol	ND	ug/L	10.0	1	03/09/16 00:11	03/09/16 20:15	108-95-2	
p-Phenylenediamine	ND	ug/L	20.0	1	03/09/16 00:11	03/09/16 20:15	106-50-3	
Phorate	ND	ug/L	10.0	1	03/09/16 00:11	03/09/16 20:15	298-02-2	
Pronamide	ND	ug/L	10.0	1	03/09/16 00:11	03/09/16 20:15	23950-58-5	
Pyrene	ND	ug/L	10.0	1	03/09/16 00:11	03/09/16 20:15	129-00-0	
Safrole	ND	ug/L	10.0	1	03/09/16 00:11	03/09/16 20:15	94-59-7	
1,2,4,5-Tetrachlorobenzene	ND	ug/L	10.0	1	03/09/16 00:11	03/09/16 20:15	95-94-3	
2,3,4,6-Tetrachlorophenol	ND	ug/L	10.0	1	03/09/16 00:11	03/09/16 20:15	58-90-2	
Thionazin	ND	ug/L	10.0	1	03/09/16 00:11	03/09/16 20:15	297-97-2	
O-Toluidine	ND	ug/L	10.0	1	03/09/16 00:11	03/09/16 20:15	95-53-4	
1,2,4-Trichlorobenzene	ND	ug/L	10.0	1	03/09/16 00:11	03/09/16 20:15	120-82-1	
2,4,5-Trichlorophenol	ND	ug/L	10.0	1	03/09/16 00:11	03/09/16 20:15	95-95-4	
2,4,6-Trichlorophenol	ND	ug/L	10.0	1	03/09/16 00:11	03/09/16 20:15	88-06-2	
1,3,5-Trinitrobenzene	ND	ug/L	20.0	1	03/09/16 00:11	03/09/16 20:15	99-35-4	
Surrogates								
Nitrobenzene-d5 (S)	79	%.	38-124	1	03/09/16 00:11	03/09/16 20:15	4165-60-0	
2-Fluorobiphenyl (S)	67	%.	33-114	1	03/09/16 00:11	03/09/16 20:15	321-60-8	
p-Terphenyl-d14 (S)	38	%.	10-113	1	03/09/16 00:11	03/09/16 20:15	1718-51-0	
Phenol-d5 (S)	38	%.	10-58	1	03/09/16 00:11	03/09/16 20:15	4165-62-2	
2-Fluorophenol (S)	52	%.	11-79	1	03/09/16 00:11	03/09/16 20:15	367-12-4	
2,4,6-Tribromophenol (S)	102	%.	29-158	1	03/09/16 00:11	03/09/16 20:15	118-79-6	
8260 MSV	Analytical Method: EPA 8260							
Acetone	ND	ug/L	10.0	1		03/09/16 14:45	67-64-1	
Acetonitrile	ND	ug/L	100	1		03/09/16 14:45	75-05-8	
Acrolein	ND	ug/L	50.0	1		03/09/16 14:45	107-02-8	
Acrylonitrile	ND	ug/L	100	1		03/09/16 14:45	107-13-1	
Allyl chloride	ND	ug/L	5.0	1		03/09/16 14:45	107-05-1	N2
Benzene	ND	ug/L	5.0	1		03/09/16 14:45	71-43-2	
Bromochloromethane	ND	ug/L	5.0	1		03/09/16 14:45	74-97-5	
Bromodichloromethane	ND	ug/L	5.0	1		03/09/16 14:45	75-27-4	
Bromoform	ND	ug/L	5.0	1		03/09/16 14:45	75-25-2	
Bromomethane	ND	ug/L	10.0	1		03/09/16 14:45	74-83-9	
2-Butanone (MEK)	12.3	ug/L	10.0	1		03/09/16 14:45	78-93-3	
Carbon disulfide	ND	ug/L	10.0	1		03/09/16 14:45	75-15-0	
Carbon tetrachloride	ND	ug/L	5.0	1		03/09/16 14:45	56-23-5	
Chlorobenzene	6.2	ug/L	5.0	1		03/09/16 14:45	108-90-7	
Chloroethane	ND	ug/L	10.0	1		03/09/16 14:45	75-00-3	
Chloroform	ND	ug/L	5.0	1		03/09/16 14:45	67-66-3	
Chloromethane	ND	ug/L	10.0	1		03/09/16 14:45	74-87-3	
Chloroprene	ND	ug/L	100	1		03/09/16 14:45	126-99-8	N2
1,2-Dibromo-3-chloropropane	ND	ug/L	5.0	1		03/09/16 14:45	96-12-8	
Dibromochloromethane	ND	ug/L	5.0	1		03/09/16 14:45	124-48-1	
1,2-Dibromoethane (EDB)	ND	ug/L	5.0	1		03/09/16 14:45	106-93-4	
Dibromomethane	ND	ug/L	10.0	1		03/09/16 14:45	74-95-3	
1,2-Dichlorobenzene	ND	ug/L	5.0	1		03/09/16 14:45	95-50-1	

REPORT OF LABORATORY ANALYSIS

This report shall not be reproduced, except in full,
without the written consent of Pace Analytical Services, Inc..

Pace Analytical®
www.pacelabs.com

Pace Analytical Services, Inc.
Not NELAP Accredited
4860 Blazer Parkway
Dublin, OH 43017
(614)486-5421

Pace Analytical Services, Inc.
7726 Moller Road
Indianapolis, IN 46268
(317)228-3100

ANALYTICAL RESULTS

Project: Bridgeton Landfill 1Q 2016
Pace Project No.: 50139618

Sample: PZ-101-SS **Lab ID: 50139618018** Collected: 03/04/16 09:08 Received: 03/05/16 11:30 Matrix: Water

Parameters	Results	Units	Report Limit	DF	Prepared	Analyzed	CAS No.	Qual
8260 MSV	Analytical Method: EPA 8260							
1,3-Dichlorobenzene	ND	ug/L	5.0	1		03/09/16 14:45	541-73-1	
1,4-Dichlorobenzene	ND	ug/L	5.0	1		03/09/16 14:45	106-46-7	
trans-1.4-Dichloro-2-butene	ND	ug/L	10.0	1		03/09/16 14:45	110-57-6	
Dichlorodifluoromethane	ND	ug/L	5.0	1		03/09/16 14:45	75-71-8	
1,1-Dichloroethane	ND	ug/L	5.0	1		03/09/16 14:45	75-34-3	
1,2-Dichloroethane	ND	ug/L	5.0	1		03/09/16 14:45	107-06-2	
1,1-Dichloroethene	ND	ug/L	5.0	1		03/09/16 14:45	75-35-4	
cis-1.2-Dichloroethene	ND	ug/L	5.0	1		03/09/16 14:45	156-59-2	
trans-1.2-Dichloroethene	ND	ug/L	5.0	1		03/09/16 14:45	156-60-5	
1,2-Dichloropropane	ND	ug/L	5.0	1		03/09/16 14:45	78-87-5	
1,3-Dichloropropane	ND	ug/L	5.0	1		03/09/16 14:45	142-28-9	
2,2-Dichloropropane	ND	ug/L	5.0	1		03/09/16 14:45	594-20-7	
1,1-Dichloropropene	ND	ug/L	5.0	1		03/09/16 14:45	563-58-6	
cis-1,3-Dichloropropene	ND	ug/L	5.0	1		03/09/16 14:45	10061-01-5	
trans-1,3-Dichloropropene	ND	ug/L	5.0	1		03/09/16 14:45	10061-02-6	
Ethylbenzene	ND	ug/L	5.0	1		03/09/16 14:45	100-41-4	
Ethyl methacrylate	ND	ug/L	100	1		03/09/16 14:45	97-63-2	
2-Hexanone	ND	ug/L	10.0	1		03/09/16 14:45	591-78-6	
Iodomethane	ND	ug/L	5.0	1		03/09/16 14:45	74-88-4	
Isobutanol	ND	ug/L	100	1		03/09/16 14:45	78-83-1	N2
Methacrylonitrile	ND	ug/L	100	1		03/09/16 14:45	126-98-7	N2
Methylene Chloride	ND	ug/L	5.0	1		03/09/16 14:45	75-09-2	
Methyl methacrylate	ND	ug/L	100	1		03/09/16 14:45	80-62-6	N2
4-Methyl-2-pentanone (MIBK)	ND	ug/L	10.0	1		03/09/16 14:45	108-10-1	
Propionitrile	ND	ug/L	100	1		03/09/16 14:45	107-12-0	N2
Styrene	ND	ug/L	5.0	1		03/09/16 14:45	100-42-5	
1,1,1,2-Tetrachloroethane	ND	ug/L	5.0	1		03/09/16 14:45	630-20-6	
1,1,2,2-Tetrachloroethane	ND	ug/L	5.0	1		03/09/16 14:45	79-34-5	
Tetrachloroethene	ND	ug/L	5.0	1		03/09/16 14:45	127-18-4	
Toluene	ND	ug/L	5.0	1		03/09/16 14:45	108-88-3	
1,1,1-Trichloroethane	ND	ug/L	5.0	1		03/09/16 14:45	71-55-6	
1,1,2-Trichloroethane	ND	ug/L	5.0	1		03/09/16 14:45	79-00-5	
Trichloroethene	ND	ug/L	5.0	1		03/09/16 14:45	79-01-6	
Trichlorofluoromethane	ND	ug/L	10.0	1		03/09/16 14:45	75-69-4	
1,2,3-Trichloropropane	ND	ug/L	5.0	1		03/09/16 14:45	96-18-4	
Vinyl acetate	ND	ug/L	10.0	1		03/09/16 14:45	108-05-4	
Vinyl chloride	ND	ug/L	2.0	1		03/09/16 14:45	75-01-4	
Xylene (Total)	ND	ug/L	5.0	1		03/09/16 14:45	1330-20-7	
Surrogates								
Dibromofluoromethane (S)	99	%.	84-118	1		03/09/16 14:45	1868-53-7	
4-Bromofluorobenzene (S)	100	%.	79-116	1		03/09/16 14:45	460-00-4	
Toluene-d8 (S)	98	%.	86-110	1		03/09/16 14:45	2037-26-5	
2540C Total Dissolved Solids	Analytical Method: SM 2540C							
Total Dissolved Solids	**1080**	mg/L	10.0	1		03/09/16 11:10		

REPORT OF LABORATORY ANALYSIS

This report shall not be reproduced, except in full,
without the written consent of Pace Analytical Services, Inc..

Pace Analytical®
www.pacelabs.com

Pace Analytical Services, Inc.
Not NELAP Accredited
4860 Blazer Parkway
Dublin, OH 43017
(614)486-5421

Pace Analytical Services, Inc.
7726 Moller Road
Indianapolis, IN 46268
(317)228-3100

ANALYTICAL RESULTS

Project: Bridgeton Landfill 1Q 2016
Pace Project No.: 50139618

Sample: PZ-101-SS Lab ID: 50139618018 Collected: 03/04/16 09:08 Received: 03/05/16 11:30 Matrix: Water

Parameters	Results	Units	Report Limit	DF	Prepared	Analyzed	CAS No.	Qual
410.4 COD	Analytical Method: EPA 410.4 Preparation Method: EPA 410.4							
Chemical Oxygen Demand	**85.6**	mg/L	10.0	1	03/11/16 08:34	03/11/16 11:49		
353.2 Nitrogen, NO2/NO3 pres.	Analytical Method: EPA 353.2							
Nitrogen, NO2 plus NO3	ND	mg/L	0.10	1		03/08/16 09:56		
365.1 Total Phosphorus	Analytical Method: EPA 365.1 Preparation Method: EPA 365.1							
Phosphorus	**0.071**	mg/L	0.050	1	03/10/16 14:06	03/14/16 10:53	7723-14-0	
4500 Ammonia Water	Analytical Method: SM 4500-NH3 G							
Nitrogen, Ammonia	**12.2**	mg/L	0.50	5		03/09/16 11:15	7664-41-7	
5310C TOC	Analytical Method: SM 5310C							
Total Organic Carbon	**30.6**	mg/L	10.0	10		03/18/16 18:39	7440-44-0	

Sample: PZ-102R-SS Lab ID: 50139618019 Collected: 03/04/16 11:10 Received: 03/05/16 11:30 Matrix: Water

Parameters	Results	Units	Report Limit	DF	Prepared	Analyzed	CAS No.	Qual
Field Data	Analytical Method:							
Field pH	**7.07**	Std. Units		1		03/04/16 10:30		
Field Temperature	**16.2**	deg C		1		03/04/16 10:30		
Field Specific Conductance	**881**	umhos/cm		1		03/04/16 10:30		
Field Turbidity	**7.56**	NTU		1		03/04/16 10:30		
Total Well Depth	**91.14**	feet		1		03/04/16 10:30		
Elevation Water Level	**465.94**	ft/msl		1		03/04/16 10:30		
Collar Elevation	**485.62**	ft/msl		1		03/04/16 10:30		
Depth to Water	**19.68**	feet		1		03/04/16 10:30		
300.0 IC Anions 28 Days	Analytical Method: EPA 300.0							
Chloride	**8.4**	mg/L	0.25	1		03/08/16 06:32	16887-00-6	
Fluoride	**0.48**	mg/L	0.10	1		03/08/16 06:32	16984-48-8	
Sulfate	**81.1**	mg/L	2.5	10		03/08/16 06:47	14808-79-8	
6010 MET ICP	Analytical Method: EPA 6010 Preparation Method: EPA 3010							
Barium	**77.5**	ug/L	10.0	1	03/09/16 17:15	03/14/16 15:34	7440-39-3	
Boron	**172**	ug/L	100	1	03/09/16 17:15	03/14/16 15:34	7440-42-8	
Calcium	**116000**	ug/L	500	1	03/09/16 17:15	03/14/16 15:34	7440-70-2	
Cobalt	ND	ug/L	5.0	1	03/09/16 17:15	03/14/16 15:34	7440-48-4	
Iron	**1760**	ug/L	50.0	1	03/09/16 17:15	03/14/16 15:34	7439-89-6	
Magnesium	**44100**	ug/L	500	1	03/09/16 17:15	03/14/16 15:34	7439-95-4	
Manganese	**76.8**	ug/L	5.0	1	03/09/16 17:15	03/14/16 15:34	7439-96-5	
Nickel	ND	ug/L	10.0	1	03/09/16 17:15	03/14/16 15:34	7440-02-0	
Sodium	**20900**	ug/L	1000	1	03/09/16 17:15	03/14/16 15:34	7440-23-5	
Total Hardness by 2340B	**470000**	ug/L	1000	1	03/09/16 17:15	03/14/16 15:34		
Zinc	ND	ug/L	20.0	1	03/09/16 17:15	03/14/16 15:34	7440-66-6	

REPORT OF LABORATORY ANALYSIS

This report shall not be reproduced, except in full,
without the written consent of Pace Analytical Services, Inc..

Pace Analytical
www.pacelabs.com

Pace Analytical Services, Inc.
Not NELAP Accredited
4860 Blazer Parkway
Dublin, OH 43017
(614)486-5421

Pace Analytical Services, Inc.
7726 Moller Road
Indianapolis, IN 46268
(317)228-3100

ANALYTICAL RESULTS

Project: Bridgeton Landfill 1Q 2016
Pace Project No.: 50139618

Sample: PZ-102R-SS **Lab ID: 50139618019** Collected: 03/04/16 11:10 Received: 03/05/16 11:30 Matrix: Water

Parameters	Results	Units	Report Limit	DF	Prepared	Analyzed	CAS No.	Qual
6020 MET ICPMS	Analytical Method: EPA 6020 Preparation Method: EPA 200.2							
Antimony	ND	ug/L	5.0	1	03/08/16 08:29	03/09/16 21:03	7440-36-0	
Arsenic	ND	ug/L	5.0	1	03/08/16 08:29	03/09/16 21:03	7440-38-2	
Beryllium	ND	ug/L	2.0	1	03/08/16 08:29	03/09/16 21:03	7440-41-7	
Cadmium	ND	ug/L	0.20	1	03/08/16 08:29	03/09/16 21:03	7440-43-9	
Chromium	ND	ug/L	5.0	1	03/08/16 08:29	03/09/16 21:03	7440-47-3	
Copper	ND	ug/L	5.0	1	03/08/16 08:29	03/09/16 21:03	7440-50-8	
Lead	ND	ug/L	5.0	1	03/08/16 08:29	03/09/16 21:03	7439-92-1	
Selenium	ND	ug/L	5.0	1	03/08/16 08:29	03/09/16 21:03	7782-49-2	
Silver	ND	ug/L	5.0	1	03/08/16 08:29	03/09/16 21:03	7440-22-4	
Thallium	ND	ug/L	2.0	1	03/08/16 08:29	03/09/16 21:03	7440-28-0	
Vanadium	ND	ug/L	10.0	1	03/08/16 08:29	03/09/16 21:03	7440-62-2	
7470 Mercury	Analytical Method: EPA 7470 Preparation Method: EPA 7470							
Mercury	ND	ug/L	0.20	1	03/23/16 11:43	03/23/16 18:58	7439-97-6	
8270 MSSV APP IX waters	Analytical Method: EPA 8270 Preparation Method: EPA 3510							
Acenaphthene	ND	ug/L	10.0	1	03/09/16 00:11	03/09/16 20:35	83-32-9	
Acenaphthylene	ND	ug/L	10.0	1	03/09/16 00:11	03/09/16 20:35	208-96-8	
Acetophenone	ND	ug/L	10.0	1	03/09/16 00:11	03/09/16 20:35	98-86-2	
2-Acetylaminofluorene	ND	ug/L	10.0	1	03/09/16 00:11	03/09/16 20:35	53-96-3	
4-Aminobiphenyl	ND	ug/L	10.0	1	03/09/16 00:11	03/09/16 20:35	92-67-1	
Anthracene	ND	ug/L	10.0	1	03/09/16 00:11	03/09/16 20:35	120-12-7	
Benzo(a)anthracene	ND	ug/L	10.0	1	03/09/16 00:11	03/09/16 20:35	56-55-3	
Benzo(a)pyrene	ND	ug/L	10.0	1	03/09/16 00:11	03/09/16 20:35	50-32-8	
Benzo(b)fluoranthene	ND	ug/L	10.0	1	03/09/16 00:11	03/09/16 20:35	205-99-2	
Benzo(g,h,i)perylene	ND	ug/L	10.0	1	03/09/16 00:11	03/09/16 20:35	191-24-2	
Benzo(k)fluoranthene	ND	ug/L	10.0	1	03/09/16 00:11	03/09/16 20:35	207-08-9	
Benzyl alcohol	ND	ug/L	10.0	1	03/09/16 00:11	03/09/16 20:35	100-51-6	
4-Bromophenylphenyl ether	ND	ug/L	10.0	1	03/09/16 00:11	03/09/16 20:35	101-55-3	
Butylbenzylphthalate	ND	ug/L	10.0	1	03/09/16 00:11	03/09/16 20:35	85-68-7	
4-Chloro-3-methylphenol	ND	ug/L	10.0	1	03/09/16 00:11	03/09/16 20:35	59-50-7	
4-Chloroaniline	ND	ug/L	10.0	1	03/09/16 00:11	03/09/16 20:35	106-47-8	
Chlorobenzilate	ND	ug/L	10.0	1	03/09/16 00:11	03/09/16 20:35	510-15-6	
bis(2-Chloroethoxy)methane	ND	ug/L	10.0	1	03/09/16 00:11	03/09/16 20:35	111-91-1	
bis(2-Chloroethyl) ether	ND	ug/L	10.0	1	03/09/16 00:11	03/09/16 20:35	111-44-4	
bis(2-Chloroisopropyl) ether	ND	ug/L	10.0	1	03/09/16 00:11	03/09/16 20:35	108-60-1	
2-Chloronaphthalene	ND	ug/L	10.0	1	03/09/16 00:11	03/09/16 20:35	91-58-7	
2-Chlorophenol	ND	ug/L	10.0	1	03/09/16 00:11	03/09/16 20:35	95-57-8	
4-Chlorophenylphenyl ether	ND	ug/L	10.0	1	03/09/16 00:11	03/09/16 20:35	7005-72-3	
Chrysene	ND	ug/L	10.0	1	03/09/16 00:11	03/09/16 20:35	218-01-9	
Diallate	ND	ug/L	10.0	1	03/09/16 00:11	03/09/16 20:35	2303-16-4	
Dibenz(a,h)anthracene	ND	ug/L	10.0	1	03/09/16 00:11	03/09/16 20:35	53-70-3	
Dibenzofuran	ND	ug/L	10.0	1	03/09/16 00:11	03/09/16 20:35	132-64-9	
3,3'-Dichlorobenzidine	ND	ug/L	20.0	1	03/09/16 00:11	03/09/16 20:35	91-94-1	
2,4-Dichlorophenol	ND	ug/L	10.0	1	03/09/16 00:11	03/09/16 20:35	120-83-2	
2,6-Dichlorophenol	ND	ug/L	10.0	1	03/09/16 00:11	03/09/16 20:35	87-65-0	

REPORT OF LABORATORY ANALYSIS

This report shall not be reproduced, except in full,
without the written consent of Pace Analytical Services, Inc..

Pace Analytical
www.pacelabs.com

Pace Analytical Services, Inc.
Not NELAP Accredited
4860 Blazer Parkway
Dublin, OH 43017
(614)486-5421

Pace Analytical Services, Inc.
7726 Moller Road
Indianapolis, IN 46268
(317)228-3100

ANALYTICAL RESULTS

Project: Bridgeton Landfill 1Q 2016
Pace Project No.: 50139618

Sample: PZ-102R-SS **Lab ID: 50139618019** Collected: 03/04/16 11:10 Received: 03/05/16 11:30 Matrix: Water

Parameters	Results	Units	Report Limit	DF	Prepared	Analyzed	CAS No.	Qual
8270 MSSV APP IX waters	Analytical Method: EPA 8270 Preparation Method: EPA 3510							
Diethylphthalate	ND	ug/L	10.0	1	03/09/16 00:11	03/09/16 20:35	84-66-2	
Dimethoate	ND	ug/L	10.0	1	03/09/16 00:11	03/09/16 20:35	60-51-5	
P-Dimethylaminoazobenzene	ND	ug/L	10.0	1	03/09/16 00:11	03/09/16 20:35	60-11-7	
7,12-Dimethylbenz(a)anthracene	ND	ug/L	20.0	1	03/09/16 00:11	03/09/16 20:35	57-97-6	
3,3'-Dimethylbenzidine	ND	ug/L	20.0	1	03/09/16 00:11	03/09/16 20:35	119-93-7	
2,4-Dimethylphenol	ND	ug/L	10.0	1	03/09/16 00:11	03/09/16 20:35	105-67-9	
Dimethylphthalate	ND	ug/L	10.0	1	03/09/16 00:11	03/09/16 20:35	131-11-3	
Di-n-butylphthalate	ND	ug/L	10.0	1	03/09/16 00:11	03/09/16 20:35	84-74-2	
4,6-Dinitro-2-methylphenol	ND	ug/L	50.0	1	03/09/16 00:11	03/09/16 20:35	534-52-1	
1,3-Dinitrobenzene	ND	ug/L	50.0	1	03/09/16 00:11	03/09/16 20:35	99-65-0	
1,4-Dinitrobenzene	ND	ug/L	10.0	1	03/09/16 00:11	03/09/16 20:35	100-25-4	
2,4-Dinitrophenol	ND	ug/L	50.0	1	03/09/16 00:11	03/09/16 20:35	51-28-5	
2,4-Dinitrotoluene	ND	ug/L	10.0	1	03/09/16 00:11	03/09/16 20:35	121-14-2	
2,6-Dinitrotoluene	ND	ug/L	10.0	1	03/09/16 00:11	03/09/16 20:35	606-20-2	
Di-n-octylphthalate	ND	ug/L	10.0	1	03/09/16 00:11	03/09/16 20:35	117-84-0	
Dinoseb	ND	ug/L	10.0	1	03/09/16 00:11	03/09/16 20:35	88-85-7	
Diphenylamine	ND	ug/L	10.0	1	03/09/16 00:11	03/09/16 20:35	122-39-4	
Disulfoton	ND	ug/L	10.0	1	03/09/16 00:11	03/09/16 20:35	298-04-4	
bis(2-Ethylhexyl)phthalate	ND	ug/L	10.0	1	03/09/16 00:11	03/09/16 20:35	117-81-7	
Ethyl methanesulfonate	ND	ug/L	10.0	1	03/09/16 00:11	03/09/16 20:35	62-50-0	
Famphur	ND	ug/L	200	1	03/09/16 00:11	03/09/16 20:35	52-85-7	
Fluoranthene	ND	ug/L	10.0	1	03/09/16 00:11	03/09/16 20:35	206-44-0	
Fluorene	ND	ug/L	10.0	1	03/09/16 00:11	03/09/16 20:35	86-73-7	
Hexachloro-1,3-butadiene	ND	ug/L	10.0	1	03/09/16 00:11	03/09/16 20:35	87-68-3	
Hexachlorobenzene	ND	ug/L	10.0	1	03/09/16 00:11	03/09/16 20:35	118-74-1	
Hexachlorocyclopentadiene	ND	ug/L	10.0	1	03/09/16 00:11	03/09/16 20:35	77-47-4	
Hexachloroethane	ND	ug/L	10.0	1	03/09/16 00:11	03/09/16 20:35	67-72-1	
Hexachlorophene	ND	ug/L	200	1	03/09/16 00:11	03/09/16 20:35	70-30-4	
Hexachloropropene	ND	ug/L	10.0	1	03/09/16 00:11	03/09/16 20:35	1888-71-7	
Indeno(1,2,3-cd)pyrene	ND	ug/L	10.0	1	03/09/16 00:11	03/09/16 20:35	193-39-5	
Isodrin	ND	ug/L	10.0	1	03/09/16 00:11	03/09/16 20:35	465-73-6	
Isophorone	ND	ug/L	10.0	1	03/09/16 00:11	03/09/16 20:35	78-59-1	
Isosafrole	ND	ug/L	10.0	1	03/09/16 00:11	03/09/16 20:35	120-58-1	
Kepone	ND	ug/L	200	1	03/09/16 00:11	03/09/16 20:35	143-50-0	
Methapyrilene	ND	ug/L	10.0	1	03/09/16 00:11	03/09/16 20:35	91-80-5	
3-Methylcholanthrene	ND	ug/L	10.0	1	03/09/16 00:11	03/09/16 20:35	56-49-5	
Methyl methanesulfonate	ND	ug/L	10.0	1	03/09/16 00:11	03/09/16 20:35	66-27-3	
2-Methylnaphthalene	ND	ug/L	10.0	1	03/09/16 00:11	03/09/16 20:35	91-57-6	
Methyl parathion	ND	ug/L	10.0	1	03/09/16 00:11	03/09/16 20:35	298-00-0	
2-Methylphenol(o-Cresol)	ND	ug/L	10.0	1	03/09/16 00:11	03/09/16 20:35	95-48-7	
3&4-Methylphenol(m&p Cresol)	ND	ug/L	10.0	1	03/09/16 00:11	03/09/16 20:35		
1-Naphthalenamine	ND	ug/L	50.0	1	03/09/16 00:11	03/09/16 20:35	134-32-7	
2-Naphthalenamine	ND	ug/L	10.0	1	03/09/16 00:11	03/09/16 20:35	91-59-8	
Naphthalene	ND	ug/L	10.0	1	03/09/16 00:11	03/09/16 20:35	91-20-3	
1,4-Naphthoquinone	ND	ug/L	50.0	1	03/09/16 00:11	03/09/16 20:35	130-15-4	
2-Nitroaniline	ND	ug/L	50.0	1	03/09/16 00:11	03/09/16 20:35	88-74-4	
3-Nitroaniline	ND	ug/L	50.0	1	03/09/16 00:11	03/09/16 20:35	99-09-2	

REPORT OF LABORATORY ANALYSIS

This report shall not be reproduced, except in full,
without the written consent of Pace Analytical Services, Inc..

Pace Analytical®
www.pacelabs.com

Pace Analytical Services, Inc.
Not NELAP Accredited
4860 Blazer Parkway
Dublin, OH 43017
(614)486-5421

Pace Analytical Services, Inc.
7726 Moller Road
Indianapolis, IN 46268
(317)228-3100

ANALYTICAL RESULTS

Project: Bridgeton Landfill 1Q 2016
Pace Project No.: 50139618

Sample: PZ-102R-SS **Lab ID: 50139618019** Collected: 03/04/16 11:10 Received: 03/05/16 11:30 Matrix: Water

Parameters	Results	Units	Report Limit	DF	Prepared	Analyzed	CAS No.	Qual
8270 MSSV APP IX waters	Analytical Method: EPA 8270 Preparation Method: EPA 3510							
4-Nitroaniline	ND	ug/L	50.0	1	03/09/16 00:11	03/09/16 20:35	100-01-6	
Nitrobenzene	ND	ug/L	10.0	1	03/09/16 00:11	03/09/16 20:35	98-95-3	
2-Nitrophenol	ND	ug/L	10.0	1	03/09/16 00:11	03/09/16 20:35	88-75-5	
4-Nitrophenol	ND	ug/L	50.0	1	03/09/16 00:11	03/09/16 20:35	100-02-7	
5-Nitro-o-toluidine	ND	ug/L	10.0	1	03/09/16 00:11	03/09/16 20:35	99-55-8	
N-Nitrosodiethylamine	ND	ug/L	10.0	1	03/09/16 00:11	03/09/16 20:35	55-18-5	
N-Nitrosodimethylamine	ND	ug/L	10.0	1	03/09/16 00:11	03/09/16 20:35	62-75-9	
N-Nitroso-di-n-butylamine	ND	ug/L	10.0	1	03/09/16 00:11	03/09/16 20:35	924-16-3	
N-Nitroso-di-n-propylamine	ND	ug/L	50.0	1	03/09/16 00:11	03/09/16 20:35	621-64-7	
N-Nitrosomethylethylamine	ND	ug/L	10.0	1	03/09/16 00:11	03/09/16 20:35	10595-95-6	
N-Nitrosomorpholine	ND	ug/L	10.0	1	03/09/16 00:11	03/09/16 20:35	59-89-2	
N-Nitrosopiperidine	ND	ug/L	10.0	1	03/09/16 00:11	03/09/16 20:35	100-75-4	
N-Nitrosopyrrolidine	ND	ug/L	10.0	1	03/09/16 00:11	03/09/16 20:35	930-55-2	
O,O,O-Triethylphosphorothioate	ND	ug/L	10.0	1	03/09/16 00:11	03/09/16 20:35	126-68-1	
Parathion (Ethyl parathion)	ND	ug/L	10.0	1	03/09/16 00:11	03/09/16 20:35	56-38-2	
Pentachlorobenzene	ND	ug/L	10.0	1	03/09/16 00:11	03/09/16 20:35	608-93-5	
Pentachloronitrobenzene	ND	ug/L	10.0	1	03/09/16 00:11	03/09/16 20:35	82-68-8	
Pentachlorophenol	ND	ug/L	50.0	1	03/09/16 00:11	03/09/16 20:35	87-86-5	
Phenacetin	ND	ug/L	10.0	1	03/09/16 00:11	03/09/16 20:35	62-44-2	
Phenanthrene	ND	ug/L	10.0	1	03/09/16 00:11	03/09/16 20:35	85-01-8	
Phenol	ND	ug/L	10.0	1	03/09/16 00:11	03/09/16 20:35	108-95-2	
p-Phenylenediamine	ND	ug/L	20.0	1	03/09/16 00:11	03/09/16 20:35	106-50-3	
Phorate	ND	ug/L	10.0	1	03/09/16 00:11	03/09/16 20:35	298-02-2	
Pronamide	ND	ug/L	10.0	1	03/09/16 00:11	03/09/16 20:35	23950-58-5	
Pyrene	ND	ug/L	10.0	1	03/09/16 00:11	03/09/16 20:35	129-00-0	
Safrole	ND	ug/L	10.0	1	03/09/16 00:11	03/09/16 20:35	94-59-7	
1,2,4,5-Tetrachlorobenzene	ND	ug/L	10.0	1	03/09/16 00:11	03/09/16 20:35	95-94-3	
2,3,4,6-Tetrachlorophenol	ND	ug/L	10.0	1	03/09/16 00:11	03/09/16 20:35	58-90-2	
Thionazin	ND	ug/L	10.0	1	03/09/16 00:11	03/09/16 20:35	297-97-2	
O-Toluidine	ND	ug/L	10.0	1	03/09/16 00:11	03/09/16 20:35	95-53-4	
1,2,4-Trichlorobenzene	ND	ug/L	10.0	1	03/09/16 00:11	03/09/16 20:35	120-82-1	
2,4,5-Trichlorophenol	ND	ug/L	10.0	1	03/09/16 00:11	03/09/16 20:35	95-95-4	
2,4,6-Trichlorophenol	ND	ug/L	10.0	1	03/09/16 00:11	03/09/16 20:35	88-06-2	
1,3,5-Trinitrobenzene	ND	ug/L	20.0	1	03/09/16 00:11	03/09/16 20:35	99-35-4	
Surrogates								
Nitrobenzene-d5 (S)	80	%.	38-124	1	03/09/16 00:11	03/09/16 20:35	4165-60-0	
2-Fluorobiphenyl (S)	66	%.	33-114	1	03/09/16 00:11	03/09/16 20:35	321-60-8	
p-Terphenyl-d14 (S)	50	%.	10-113	1	03/09/16 00:11	03/09/16 20:35	1718-51-0	
Phenol-d5 (S)	36	%.	10-58	1	03/09/16 00:11	03/09/16 20:35	4165-62-2	
2-Fluorophenol (S)	50	%.	11-79	1	03/09/16 00:11	03/09/16 20:35	367-12-4	
2,4,6-Tribromophenol (S)	91	%.	29-158	1	03/09/16 00:11	03/09/16 20:35	118-79-6	
8260 MSV	Analytical Method: EPA 8260							
Acetone	ND	ug/L	10.0	1		03/09/16 15:11	67-64-1	
Acetonitrile	ND	ug/L	100	1		03/09/16 15:11	75-05-8	
Acrolein	ND	ug/L	50.0	1		03/09/16 15:11	107-02-8	
Acrylonitrile	ND	ug/L	100	1		03/09/16 15:11	107-13-1	

REPORT OF LABORATORY ANALYSIS

This report shall not be reproduced, except in full,
without the written consent of Pace Analytical Services, Inc..

Pace Analytical®
www.pacelabs.com

Pace Analytical Services, Inc.
Not NELAP Accredited
4860 Blazer Parkway
Dublin, OH 43017
(614)486-5421

Pace Analytical Services, Inc.
7726 Moller Road
Indianapolis, IN 46268
(317)228-3100

ANALYTICAL RESULTS

Project: Bridgeton Landfill 1Q 2016
Pace Project No.: 50139618

Sample: PZ-102R-SS **Lab ID: 50139618019** Collected: 03/04/16 11:10 Received: 03/05/16 11:30 Matrix: Water

Parameters	Results	Units	Report Limit	DF	Prepared	Analyzed	CAS No.	Qual
8260 MSV	Analytical Method: EPA 8260							
Allyl chloride	ND	ug/L	5.0	1		03/09/16 15:11	107-05-1	N2
Benzene	ND	ug/L	5.0	1		03/09/16 15:11	71-43-2	
Bromochloromethane	ND	ug/L	5.0	1		03/09/16 15:11	74-97-5	
Bromodichloromethane	ND	ug/L	5.0	1		03/09/16 15:11	75-27-4	
Bromoform	ND	ug/L	5.0	1		03/09/16 15:11	75-25-2	
Bromomethane	ND	ug/L	10.0	1		03/09/16 15:11	74-83-9	
2-Butanone (MEK)	ND	ug/L	10.0	1		03/09/16 15:11	78-93-3	
Carbon disulfide	ND	ug/L	10.0	1		03/09/16 15:11	75-15-0	
Carbon tetrachloride	ND	ug/L	5.0	1		03/09/16 15:11	56-23-5	
Chlorobenzene	ND	ug/L	5.0	1		03/09/16 15:11	108-90-7	
Chloroethane	ND	ug/L	10.0	1		03/09/16 15:11	75-00-3	
Chloroform	ND	ug/L	5.0	1		03/09/16 15:11	67-66-3	
Chloromethane	ND	ug/L	10.0	1		03/09/16 15:11	74-87-3	
Chloroprene	ND	ug/L	100	1		03/09/16 15:11	126-99-8	N2
1,2-Dibromo-3-chloropropane	ND	ug/L	5.0	1		03/09/16 15:11	96-12-8	
Dibromochloromethane	ND	ug/L	5.0	1		03/09/16 15:11	124-48-1	
1,2-Dibromoethane (EDB)	ND	ug/L	5.0	1		03/09/16 15:11	106-93-4	
Dibromomethane	ND	ug/L	10.0	1		03/09/16 15:11	74-95-3	
1,2-Dichlorobenzene	ND	ug/L	5.0	1		03/09/16 15:11	95-50-1	
1,3-Dichlorobenzene	ND	ug/L	5.0	1		03/09/16 15:11	541-73-1	
1,4-Dichlorobenzene	ND	ug/L	5.0	1		03/09/16 15:11	106-46-7	
trans-1,4-Dichloro-2-butene	ND	ug/L	10.0	1		03/09/16 15:11	110-57-6	
Dichlorodifluoromethane	ND	ug/L	5.0	1		03/09/16 15:11	75-71-8	
1,1-Dichloroethane	ND	ug/L	5.0	1		03/09/16 15:11	75-34-3	
1,2-Dichloroethane	ND	ug/L	5.0	1		03/09/16 15:11	107-06-2	
1,1-Dichloroethene	ND	ug/L	5.0	1		03/09/16 15:11	75-35-4	
cis-1,2-Dichloroethene	ND	ug/L	5.0	1		03/09/16 15:11	156-59-2	
trans-1,2-Dichloroethene	ND	ug/L	5.0	1		03/09/16 15:11	156-60-5	
1,2-Dichloropropane	ND	ug/L	5.0	1		03/09/16 15:11	78-87-5	
1,3-Dichloropropane	ND	ug/L	5.0	1		03/09/16 15:11	142-28-9	
2,2-Dichloropropane	ND	ug/L	5.0	1		03/09/16 15:11	594-20-7	
1,1-Dichloropropene	ND	ug/L	5.0	1		03/09/16 15:11	563-58-6	
cis-1,3-Dichloropropene	ND	ug/L	5.0	1		03/09/16 15:11	10061-01-5	
trans-1,3-Dichloropropene	ND	ug/L	5.0	1		03/09/16 15:11	10061-02-6	
Ethylbenzene	ND	ug/L	5.0	1		03/09/16 15:11	100-41-4	
Ethyl methacrylate	ND	ug/L	100	1		03/09/16 15:11	97-63-2	
2-Hexanone	ND	ug/L	10.0	1		03/09/16 15:11	591-78-6	
Iodomethane	ND	ug/L	5.0	1		03/09/16 15:11	74-88-4	
Isobutanol	ND	ug/L	100	1		03/09/16 15:11	78-83-1	N2
Methacrylonitrile	ND	ug/L	100	1		03/09/16 15:11	126-98-7	N2
Methylene Chloride	ND	ug/L	5.0	1		03/09/16 15:11	75-09-2	
Methyl methacrylate	ND	ug/L	100	1		03/09/16 15:11	80-62-6	N2
4-Methyl-2-pentanone (MIBK)	ND	ug/L	10.0	1		03/09/16 15:11	108-10-1	
Propionitrile	ND	ug/L	100	1		03/09/16 15:11	107-12-0	N2
Styrene	ND	ug/L	5.0	1		03/09/16 15:11	100-42-5	
1,1,1,2-Tetrachloroethane	ND	ug/L	5.0	1		03/09/16 15:11	630-20-6	
1,1,2,2-Tetrachloroethane	ND	ug/L	5.0	1		03/09/16 15:11	79-34-5	

REPORT OF LABORATORY ANALYSIS

This report shall not be reproduced, except in full,
without the written consent of Pace Analytical Services, Inc..

Pace Analytical®
www.pacelabs.com

Pace Analytical Services, Inc.
Not NELAP Accredited
4860 Blazer Parkway
Dublin, OH 43017
(614)486-5421

Pace Analytical Services, Inc.
7726 Moller Road
Indianapolis, IN 46268
(317)228-3100

ANALYTICAL RESULTS

Project: Bridgeton Landfill 1Q 2016
Pace Project No.: 50139618

Sample: PZ-102R-SS **Lab ID: 50139618019** Collected: 03/04/16 11:10 Received: 03/05/16 11:30 Matrix: Water

Parameters	Results	Units	Report Limit	DF	Prepared	Analyzed	CAS No.	Qual
8260 MSV	Analytical Method: EPA 8260							
Tetrachloroethene	ND	ug/L	5.0	1		03/09/16 15:11	127-18-4	
Toluene	ND	ug/L	5.0	1		03/09/16 15:11	108-88-3	
1,1,1-Trichloroethane	ND	ug/L	5.0	1		03/09/16 15:11	71-55-6	
1,1,2-Trichloroethane	ND	ug/L	5.0	1		03/09/16 15:11	79-00-5	
Trichloroethene	ND	ug/L	5.0	1		03/09/16 15:11	79-01-6	
Trichlorofluoromethane	ND	ug/L	10.0	1		03/09/16 15:11	75-69-4	
1,2,3-Trichloropropane	ND	ug/L	5.0	1		03/09/16 15:11	96-18-4	
Vinyl acetate	ND	ug/L	10.0	1		03/09/16 15:11	108-05-4	
Vinyl chloride	ND	ug/L	2.0	1		03/09/16 15:11	75-01-4	
Xylene (Total)	ND	ug/L	5.0	1		03/09/16 15:11	1330-20-7	
Surrogates								
Dibromofluoromethane (S)	97	%.	84-118	1		03/09/16 15:11	1868-53-7	
4-Bromofluorobenzene (S)	99	%.	79-116	1		03/09/16 15:11	460-00-4	
Toluene-d8 (S)	99	%.	86-110	1		03/09/16 15:11	2037-26-5	
2540C Total Dissolved Solids	Analytical Method: SM 2540C							
Total Dissolved Solids	**536**	mg/L	10.0	1		03/09/16 11:11		
410.4 COD	Analytical Method: EPA 410.4 Preparation Method: EPA 410.4							
Chemical Oxygen Demand	ND	mg/L	10.0	1	03/11/16 08:34	03/11/16 11:49		
353.2 Nitrogen, NO2/NO3 pres.	Analytical Method: EPA 353.2							
Nitrogen, NO2 plus NO3	ND	mg/L	0.10	1		03/08/16 09:57		
365.1 Total Phosphorus	Analytical Method: EPA 365.1 Preparation Method: EPA 365.1							
Phosphorus	ND	mg/L	0.050	1	03/10/16 14:06	03/14/16 10:54	7723-14-0	
4500 Ammonia Water	Analytical Method: SM 4500-NH3 G							
Nitrogen, Ammonia	**0.15**	mg/L	0.10	1		03/09/16 10:57	7664-41-7	
5310C TOC	Analytical Method: SM 5310C							
Total Organic Carbon	ND	mg/L	4.0	4		03/18/16 19:10	7440-44-0	D3

Sample: PZ-107-SS **Lab ID: 50139618020** Collected: 03/04/16 14:30 Received: 03/05/16 11:30 Matrix: Water

Parameters	Results	Units	Report Limit	DF	Prepared	Analyzed	CAS No.	Qual
Field Data	Analytical Method:							
Field pH	**6.74**	Std. Units		1		03/04/16 13:55		
Field Temperature	**14.5**	deg C		1		03/04/16 13:55		
Field Specific Conductance	**2220**	umhos/cm		1		03/04/16 13:55		
Field Turbidity	**13.94**	NTU		1		03/04/16 13:55		
Total Well Depth	**103.78**	feet		1		03/04/16 13:55		
Elevation Water Level	**433.75**	ft/msl		1		03/04/16 13:55		
Collar Elevation	**464.56**	ft/msl		1		03/04/16 13:55		

REPORT OF LABORATORY ANALYSIS

This report shall not be reproduced, except in full,
without the written consent of Pace Analytical Services, Inc..

Pace Analytical®
www.pacelabs.com

Pace Analytical Services, Inc.
Not NELAP Accredited
4860 Blazer Parkway
Dublin, OH 43017
(614)486-5421

Pace Analytical Services, Inc.
7726 Moller Road
Indianapolis, IN 46268
(317)228-3100

ANALYTICAL RESULTS

Project: Bridgeton Landfill 1Q 2016
Pace Project No.: 50139618

Sample: PZ-107-SS **Lab ID: 50139618020** Collected: 03/04/16 14:30 Received: 03/05/16 11:30 Matrix: Water

Parameters	Results	Units	Report Limit	DF	Prepared	Analyzed	CAS No.	Qual
Field Data	Analytical Method:							
Depth to Water	**30.81**	feet		1		03/04/16 13:55		
300.0 IC Anions 28 Days	Analytical Method: EPA 300.0							
Chloride	**318**	mg/L	25.0	100		03/08/16 21:02	16887-00-6	
Fluoride	**0.16**	mg/L	0.10	1		03/08/16 07:01	16984-48-8	
Sulfate	**59.9**	mg/L	2.5	10		03/08/16 07:44	14808-79-8	
6010 MET ICP	Analytical Method: EPA 6010 Preparation Method: EPA 3010							
Barium	**669**	ug/L	10.0	1	03/09/16 17:15	03/14/16 15:37	7440-39-3	
Boron	**341**	ug/L	100	1	03/09/16 17:15	03/14/16 15:37	7440-42-8	
Calcium	**251000**	ug/L	5000	10	03/09/16 17:15	03/14/16 16:41	7440-70-2	
Cobalt	ND	ug/L	5.0	1	03/09/16 17:15	03/14/16 15:37	7440-48-4	
Iron	**6430**	ug/L	50.0	1	03/09/16 17:15	03/14/16 15:37	7439-89-6	
Magnesium	**124000**	ug/L	500	1	03/09/16 17:15	03/14/16 15:37	7439-95-4	
Manganese	**102**	ug/L	5.0	1	03/09/16 17:15	03/14/16 15:37	7439-96-5	
Nickel	**40.4**	ug/L	10.0	1	03/09/16 17:15	03/14/16 15:37	7440-02-0	
Sodium	**90900**	ug/L	1000	1	03/09/16 17:15	03/14/16 15:37	7440-23-5	
Total Hardness by 2340B	**1140000**	ug/L	10000	10	03/09/16 17:15	03/14/16 16:41		
Zinc	ND	ug/L	20.0	1	03/09/16 17:15	03/14/16 15:37	7440-66-6	
6020 MET ICPMS	Analytical Method: EPA 6020 Preparation Method: EPA 200.2							
Antimony	ND	ug/L	5.0	1	03/08/16 08:29	03/09/16 21:08	7440-36-0	
Arsenic	ND	ug/L	5.0	1	03/08/16 08:29	03/09/16 21:08	7440-38-2	
Beryllium	ND	ug/L	2.0	1	03/08/16 08:29	03/09/16 21:08	7440-41-7	
Cadmium	ND	ug/L	0.20	1	03/08/16 08:29	03/09/16 21:08	7440-43-9	
Chromium	ND	ug/L	5.0	1	03/08/16 08:29	03/09/16 21:08	7440-47-3	
Copper	ND	ug/L	5.0	1	03/08/16 08:29	03/09/16 21:08	7440-50-8	
Lead	ND	ug/L	5.0	1	03/08/16 08:29	03/09/16 21:08	7439-92-1	
Selenium	ND	ug/L	5.0	1	03/08/16 08:29	03/09/16 21:08	7782-49-2	
Silver	ND	ug/L	5.0	1	03/08/16 08:29	03/09/16 21:08	7440-22-4	
Thallium	ND	ug/L	2.0	1	03/08/16 08:29	03/09/16 21:08	7440-28-0	
Vanadium	ND	ug/L	10.0	1	03/08/16 08:29	03/09/16 21:08	7440-62-2	
7470 Mercury	Analytical Method: EPA 7470 Preparation Method: EPA 7470							
Mercury	ND	ug/L	0.20	1	03/23/16 11:43	03/23/16 19:00	7439-97-6	
8270 MSSV APP IX waters	Analytical Method: EPA 8270 Preparation Method: EPA 3510							
Acenaphthene	ND	ug/L	10.0	1	03/09/16 00:11	03/09/16 20:55	83-32-9	
Acenaphthylene	ND	ug/L	10.0	1	03/09/16 00:11	03/09/16 20:55	208-96-8	
Acetophenone	ND	ug/L	10.0	1	03/09/16 00:11	03/09/16 20:55	98-86-2	
2-Acetylaminofluorene	ND	ug/L	10.0	1	03/09/16 00:11	03/09/16 20:55	53-96-3	
4-Aminobiphenyl	ND	ug/L	10.0	1	03/09/16 00:11	03/09/16 20:55	92-67-1	
Anthracene	ND	ug/L	10.0	1	03/09/16 00:11	03/09/16 20:55	120-12-7	
Benzo(a)anthracene	ND	ug/L	10.0	1	03/09/16 00:11	03/09/16 20:55	56-55-3	
Benzo(a)pyrene	ND	ug/L	10.0	1	03/09/16 00:11	03/09/16 20:55	50-32-8	
Benzo(b)fluoranthene	ND	ug/L	10.0	1	03/09/16 00:11	03/09/16 20:55	205-99-2	

REPORT OF LABORATORY ANALYSIS

This report shall not be reproduced, except in full,
without the written consent of Pace Analytical Services, Inc..

Pace Analytical Services, Inc.
Not NELAP Accredited
4860 Blazer Parkway
Dublin, OH 43017
(614)486-5421

Pace Analytical Services, Inc.
7726 Moller Road
Indianapolis, IN 46268
(317)228-3100

ANALYTICAL RESULTS

Project: Bridgeton Landfill 1Q 2016
Pace Project No.: 50139618

Sample: PZ-107-SS **Lab ID: 50139618020** Collected: 03/04/16 14:30 Received: 03/05/16 11:30 Matrix: Water

Parameters	Results	Units	Report Limit	DF	Prepared	Analyzed	CAS No.	Qual
8270 MSSV APP IX waters	Analytical Method: EPA 8270 Preparation Method: EPA 3510							
Benzo(g,h,i)perylene	ND	ug/L	10.0	1	03/09/16 00:11	03/09/16 20:55	191-24-2	
Benzo(k)fluoranthene	ND	ug/L	10.0	1	03/09/16 00:11	03/09/16 20:55	207-08-9	
Benzyl alcohol	ND	ug/L	10.0	1	03/09/16 00:11	03/09/16 20:55	100-51-6	
4-Bromophenylphenyl ether	ND	ug/L	10.0	1	03/09/16 00:11	03/09/16 20:55	101-55-3	
Butylbenzylphthalate	ND	ug/L	10.0	1	03/09/16 00:11	03/09/16 20:55	85-68-7	
4-Chloro-3-methylphenol	ND	ug/L	10.0	1	03/09/16 00:11	03/09/16 20:55	59-50-7	
4-Chloroaniline	ND	ug/L	10.0	1	03/09/16 00:11	03/09/16 20:55	106-47-8	
Chlorobenzilate	ND	ug/L	10.0	1	03/09/16 00:11	03/09/16 20:55	510-15-6	
bis(2-Chloroethoxy)methane	ND	ug/L	10.0	1	03/09/16 00:11	03/09/16 20:55	111-91-1	
bis(2-Chloroethyl) ether	ND	ug/L	10.0	1	03/09/16 00:11	03/09/16 20:55	111-44-4	
bis(2-Chloroisopropyl) ether	ND	ug/L	10.0	1	03/09/16 00:11	03/09/16 20:55	108-60-1	
2-Chloronaphthalene	ND	ug/L	10.0	1	03/09/16 00:11	03/09/16 20:55	91-58-7	
2-Chlorophenol	ND	ug/L	10.0	1	03/09/16 00:11	03/09/16 20:55	95-57-8	
4-Chlorophenylphenyl ether	ND	ug/L	10.0	1	03/09/16 00:11	03/09/16 20:55	7005-72-3	
Chrysene	ND	ug/L	10.0	1	03/09/16 00:11	03/09/16 20:55	218-01-9	
Diallate	ND	ug/L	10.0	1	03/09/16 00:11	03/09/16 20:55	2303-16-4	
Dibenz(a,h)anthracene	ND	ug/L	10.0	1	03/09/16 00:11	03/09/16 20:55	53-70-3	
Dibenzofuran	ND	ug/L	10.0	1	03/09/16 00:11	03/09/16 20:55	132-64-9	
3,3'-Dichlorobenzidine	ND	ug/L	20.0	1	03/09/16 00:11	03/09/16 20:55	91-94-1	
2,4-Dichlorophenol	ND	ug/L	10.0	1	03/09/16 00:11	03/09/16 20:55	120-83-2	
2,6-Dichlorophenol	ND	ug/L	10.0	1	03/09/16 00:11	03/09/16 20:55	87-65-0	
Diethylphthalate	ND	ug/L	10.0	1	03/09/16 00:11	03/09/16 20:55	84-66-2	
Dimethoate	ND	ug/L	10.0	1	03/09/16 00:11	03/09/16 20:55	60-51-5	
P-Dimethylaminoazobenzene	ND	ug/L	10.0	1	03/09/16 00:11	03/09/16 20:55	60-11-7	
7,12-Dimethylbenz(a)anthracene	ND	ug/L	20.0	1	03/09/16 00:11	03/09/16 20:55	57-97-6	
3,3'-Dimethylbenzidine	ND	ug/L	20.0	1	03/09/16 00:11	03/09/16 20:55	119-93-7	
2,4-Dimethylphenol	ND	ug/L	10.0	1	03/09/16 00:11	03/09/16 20:55	105-67-9	
Dimethylphthalate	ND	ug/L	10.0	1	03/09/16 00:11	03/09/16 20:55	131-11-3	
Di-n-butylphthalate	ND	ug/L	10.0	1	03/09/16 00:11	03/09/16 20:55	84-74-2	
4,6-Dinitro-2-methylphenol	ND	ug/L	50.0	1	03/09/16 00:11	03/09/16 20:55	534-52-1	
1,3-Dinitrobenzene	ND	ug/L	50.0	1	03/09/16 00:11	03/09/16 20:55	99-65-0	
1,4-Dinitrobenzene	ND	ug/L	10.0	1	03/09/16 00:11	03/09/16 20:55	100-25-4	
2,4-Dinitrophenol	ND	ug/L	50.0	1	03/09/16 00:11	03/09/16 20:55	51-28-5	
2,4-Dinitrotoluene	ND	ug/L	10.0	1	03/09/16 00:11	03/09/16 20:55	121-14-2	
2,6-Dinitrotoluene	ND	ug/L	10.0	1	03/09/16 00:11	03/09/16 20:55	606-20-2	
Di-n-octylphthalate	ND	ug/L	10.0	1	03/09/16 00:11	03/09/16 20:55	117-84-0	
Dinoseb	ND	ug/L	10.0	1	03/09/16 00:11	03/09/16 20:55	88-85-7	
Diphenylamine	ND	ug/L	10.0	1	03/09/16 00:11	03/09/16 20:55	122-39-4	
Disulfoton	ND	ug/L	10.0	1	03/09/16 00:11	03/09/16 20:55	298-04-4	
bis(2-Ethylhexyl)phthalate	ND	ug/L	10.0	1	03/09/16 00:11	03/09/16 20:55	117-81-7	
Ethyl methanesulfonate	ND	ug/L	10.0	1	03/09/16 00:11	03/09/16 20:55	62-50-0	
Famphur	ND	ug/L	200	1	03/09/16 00:11	03/09/16 20:55	52-85-7	
Fluoranthene	ND	ug/L	10.0	1	03/09/16 00:11	03/09/16 20:55	206-44-0	
Fluorene	ND	ug/L	10.0	1	03/09/16 00:11	03/09/16 20:55	86-73-7	
Hexachloro-1,3-butadiene	ND	ug/L	10.0	1	03/09/16 00:11	03/09/16 20:55	87-68-3	
Hexachlorobenzene	ND	ug/L	10.0	1	03/09/16 00:11	03/09/16 20:55	118-74-1	
Hexachlorocyclopentadiene	ND	ug/L	10.0	1	03/09/16 00:11	03/09/16 20:55	77-47-4	

REPORT OF LABORATORY ANALYSIS

This report shall not be reproduced, except in full,
without the written consent of Pace Analytical Services, Inc..

Pace Analytical®
www.pacelabs.com

Pace Analytical Services, Inc.
Not NELAP Accredited
4860 Blazer Parkway
Dublin, OH 43017
(614)486-5421

Pace Analytical Services, Inc.
7726 Moller Road
Indianapolis, IN 46268
(317)228-3100

ANALYTICAL RESULTS

Project: Bridgeton Landfill 1Q 2016
Pace Project No.: 50139618

Sample: PZ-107-SS Lab ID: 50139618020 Collected: 03/04/16 14:30 Received: 03/05/16 11:30 Matrix: Water

Parameters	Results	Units	Report Limit	DF	Prepared	Analyzed	CAS No.	Qual
8270 MSSV APP IX waters	Analytical Method: EPA 8270 Preparation Method: EPA 3510							
Hexachloroethane	ND	ug/L	10.0	1	03/09/16 00:11	03/09/16 20:55	67-72-1	
Hexachlorophene	ND	ug/L	200	1	03/09/16 00:11	03/09/16 20:55	70-30-4	
Hexachloropropene	ND	ug/L	10.0	1	03/09/16 00:11	03/09/16 20:55	1888-71-7	
Indeno(1,2,3-cd)pyrene	ND	ug/L	10.0	1	03/09/16 00:11	03/09/16 20:55	193-39-5	
Isodrin	ND	ug/L	10.0	1	03/09/16 00:11	03/09/16 20:55	465-73-6	
Isophorone	ND	ug/L	10.0	1	03/09/16 00:11	03/09/16 20:55	78-59-1	
Isosafrole	ND	ug/L	10.0	1	03/09/16 00:11	03/09/16 20:55	120-58-1	
Kepone	ND	ug/L	200	1	03/09/16 00:11	03/09/16 20:55	143-50-0	
Methapyrilene	ND	ug/L	10.0	1	03/09/16 00:11	03/09/16 20:55	91-80-5	
3-Methylcholanthrene	ND	ug/L	10.0	1	03/09/16 00:11	03/09/16 20:55	56-49-5	
Methyl methanesulfonate	ND	ug/L	10.0	1	03/09/16 00:11	03/09/16 20:55	66-27-3	
2-Methylnaphthalene	ND	ug/L	10.0	1	03/09/16 00:11	03/09/16 20:55	91-57-6	
Methyl parathion	ND	ug/L	10.0	1	03/09/16 00:11	03/09/16 20:55	298-00-0	
2-Methylphenol(o-Cresol)	ND	ug/L	10.0	1	03/09/16 00:11	03/09/16 20:55	95-48-7	
3&4-Methylphenol(m&p Cresol)	ND	ug/L	10.0	1	03/09/16 00:11	03/09/16 20:55		
1-Naphthalenamine	ND	ug/L	50.0	1	03/09/16 00:11	03/09/16 20:55	134-32-7	
2-Naphthalenamine	ND	ug/L	10.0	1	03/09/16 00:11	03/09/16 20:55	91-59-8	
Naphthalene	ND	ug/L	10.0	1	03/09/16 00:11	03/09/16 20:55	91-20-3	
1,4-Naphthoquinone	ND	ug/L	50.0	1	03/09/16 00:11	03/09/16 20:55	130-15-4	
2-Nitroaniline	ND	ug/L	50.0	1	03/09/16 00:11	03/09/16 20:55	88-74-4	
3-Nitroaniline	ND	ug/L	50.0	1	03/09/16 00:11	03/09/16 20:55	99-09-2	
4-Nitroaniline	ND	ug/L	50.0	1	03/09/16 00:11	03/09/16 20:55	100-01-6	
Nitrobenzene	ND	ug/L	10.0	1	03/09/16 00:11	03/09/16 20:55	98-95-3	
2-Nitrophenol	ND	ug/L	10.0	1	03/09/16 00:11	03/09/16 20:55	88-75-5	
4-Nitrophenol	ND	ug/L	50.0	1	03/09/16 00:11	03/09/16 20:55	100-02-7	
5-Nitro-o-toluidine	ND	ug/L	10.0	1	03/09/16 00:11	03/09/16 20:55	99-55-8	
N-Nitrosodiethylamine	ND	ug/L	10.0	1	03/09/16 00:11	03/09/16 20:55	55-18-5	
N-Nitrosodimethylamine	ND	ug/L	10.0	1	03/09/16 00:11	03/09/16 20:55	62-75-9	
N-Nitroso-di-n-butylamine	ND	ug/L	10.0	1	03/09/16 00:11	03/09/16 20:55	924-16-3	
N-Nitroso-di-n-propylamine	ND	ug/L	50.0	1	03/09/16 00:11	03/09/16 20:55	621-64-7	
N-Nitrosomethylethylamine	ND	ug/L	10.0	1	03/09/16 00:11	03/09/16 20:55	10595-95-6	
N-Nitrosomorpholine	ND	ug/L	10.0	1	03/09/16 00:11	03/09/16 20:55	59-89-2	
N-Nitrosopiperidine	ND	ug/L	10.0	1	03/09/16 00:11	03/09/16 20:55	100-75-4	
N-Nitrosopyrrolidine	ND	ug/L	10.0	1	03/09/16 00:11	03/09/16 20:55	930-55-2	
O,O,O-Triethylphosphorothioate	ND	ug/L	10.0	1	03/09/16 00:11	03/09/16 20:55	126-68-1	
Parathion (Ethyl parathion)	ND	ug/L	10.0	1	03/09/16 00:11	03/09/16 20:55	56-38-2	
Pentachlorobenzene	ND	ug/L	10.0	1	03/09/16 00:11	03/09/16 20:55	608-93-5	
Pentachloronitrobenzene	ND	ug/L	10.0	1	03/09/16 00:11	03/09/16 20:55	82-68-8	
Pentachlorophenol	ND	ug/L	50.0	1	03/09/16 00:11	03/09/16 20:55	87-86-5	
Phenacetin	ND	ug/L	10.0	1	03/09/16 00:11	03/09/16 20:55	62-44-2	
Phenanthrene	ND	ug/L	10.0	1	03/09/16 00:11	03/09/16 20:55	85-01-8	
Phenol	ND	ug/L	10.0	1	03/09/16 00:11	03/09/16 20:55	108-95-2	
p-Phenylenediamine	ND	ug/L	20.0	1	03/09/16 00:11	03/09/16 20:55	106-50-3	
Phorate	ND	ug/L	10.0	1	03/09/16 00:11	03/09/16 20:55	298-02-2	
Pronamide	ND	ug/L	10.0	1	03/09/16 00:11	03/09/16 20:55	23950-58-5	
Pyrene	ND	ug/L	10.0	1	03/09/16 00:11	03/09/16 20:55	129-00-0	
Safrole	ND	ug/L	10.0	1	03/09/16 00:11	03/09/16 20:55	94-59-7	

REPORT OF LABORATORY ANALYSIS

This report shall not be reproduced, except in full,
without the written consent of Pace Analytical Services, Inc..

Pace Analytical
www.pacelabs.com

Pace Analytical Services, Inc.
Not NELAP Accredited
4860 Blazer Parkway
Dublin, OH 43017
(614)486-5421

Pace Analytical Services, Inc.
7726 Moller Road
Indianapolis, IN 46268
(317)228-3100

ANALYTICAL RESULTS

Project: Bridgeton Landfill 1Q 2016
Pace Project No.: 50139618

Sample: PZ-107-SS **Lab ID: 50139618020** Collected: 03/04/16 14:30 Received: 03/05/16 11:30 Matrix: Water

Parameters	Results	Units	Report Limit	DF	Prepared	Analyzed	CAS No.	Qual
8270 MSSV APP IX waters	Analytical Method: EPA 8270 Preparation Method: EPA 3510							
1,2,4,5-Tetrachlorobenzene	ND	ug/L	10.0	1	03/09/16 00:11	03/09/16 20:55	95-94-3	
2,3,4,6-Tetrachlorophenol	ND	ug/L	10.0	1	03/09/16 00:11	03/09/16 20:55	58-90-2	
Thionazin	ND	ug/L	10.0	1	03/09/16 00:11	03/09/16 20:55	297-97-2	
O-Toluidine	ND	ug/L	10.0	1	03/09/16 00:11	03/09/16 20:55	95-53-4	
1,2,4-Trichlorobenzene	ND	ug/L	10.0	1	03/09/16 00:11	03/09/16 20:55	120-82-1	
2,4,5-Trichlorophenol	ND	ug/L	10.0	1	03/09/16 00:11	03/09/16 20:55	95-95-4	
2,4,6-Trichlorophenol	ND	ug/L	10.0	1	03/09/16 00:11	03/09/16 20:55	88-06-2	
1,3,5-Trinitrobenzene	ND	ug/L	20.0	1	03/09/16 00:11	03/09/16 20:55	99-35-4	
Surrogates								
Nitrobenzene-d5 (S)	78	%.	38-124	1	03/09/16 00:11	03/09/16 20:55	4165-60-0	
2-Fluorobiphenyl (S)	63	%.	33-114	1	03/09/16 00:11	03/09/16 20:55	321-60-8	
p-Terphenyl-d14 (S)	40	%.	10-113	1	03/09/16 00:11	03/09/16 20:55	1718-51-0	
Phenol-d5 (S)	35	%.	10-58	1	03/09/16 00:11	03/09/16 20:55	4165-62-2	
2-Fluorophenol (S)	47	%.	11-79	1	03/09/16 00:11	03/09/16 20:55	367-12-4	
2,4,6-Tribromophenol (S)	97	%.	29-158	1	03/09/16 00:11	03/09/16 20:55	118-79-6	
8260 MSV	Analytical Method: EPA 8260							
Acetone	ND	ug/L	10.0	1		03/09/16 15:37	67-64-1	
Acetonitrile	ND	ug/L	100	1		03/09/16 15:37	75-05-8	
Acrolein	ND	ug/L	50.0	1		03/09/16 15:37	107-02-8	
Acrylonitrile	ND	ug/L	100	1		03/09/16 15:37	107-13-1	
Allyl chloride	ND	ug/L	5.0	1		03/09/16 15:37	107-05-1	N2
Benzene	ND	ug/L	5.0	1		03/09/16 15:37	71-43-2	
Bromochloromethane	ND	ug/L	5.0	1		03/09/16 15:37	74-97-5	
Bromodichloromethane	ND	ug/L	5.0	1		03/09/16 15:37	75-27-4	
Bromoform	ND	ug/L	5.0	1		03/09/16 15:37	75-25-2	
Bromomethane	ND	ug/L	10.0	1		03/09/16 15:37	74-83-9	
2-Butanone (MEK)	ND	ug/L	10.0	1		03/09/16 15:37	78-93-3	
Carbon disulfide	ND	ug/L	10.0	1		03/09/16 15:37	75-15-0	
Carbon tetrachloride	ND	ug/L	5.0	1		03/09/16 15:37	56-23-5	
Chlorobenzene	ND	ug/L	5.0	1		03/09/16 15:37	108-90-7	
Chloroethane	ND	ug/L	10.0	1		03/09/16 15:37	75-00-3	
Chloroform	ND	ug/L	5.0	1		03/09/16 15:37	67-66-3	
Chloromethane	ND	ug/L	10.0	1		03/09/16 15:37	74-87-3	
Chloroprene	ND	ug/L	100	1		03/09/16 15:37	126-99-8	N2
1,2-Dibromo-3-chloropropane	ND	ug/L	5.0	1		03/09/16 15:37	96-12-8	
Dibromochloromethane	ND	ug/L	5.0	1		03/09/16 15:37	124-48-1	
1,2-Dibromoethane (EDB)	ND	ug/L	5.0	1		03/09/16 15:37	106-93-4	
Dibromomethane	ND	ug/L	10.0	1		03/09/16 15:37	74-95-3	
1,2-Dichlorobenzene	ND	ug/L	5.0	1		03/09/16 15:37	95-50-1	
1,3-Dichlorobenzene	ND	ug/L	5.0	1		03/09/16 15:37	541-73-1	
1,4-Dichlorobenzene	ND	ug/L	5.0	1		03/09/16 15:37	106-46-7	
trans-1,4-Dichloro-2-butene	ND	ug/L	10.0	1		03/09/16 15:37	110-57-6	
Dichlorodifluoromethane	**21.0**	ug/L	5.0	1		03/09/16 15:37	75-71-8	
1,1-Dichloroethane	ND	ug/L	5.0	1		03/09/16 15:37	75-34-3	
1,2-Dichloroethane	ND	ug/L	5.0	1		03/09/16 15:37	107-06-2	
1,1-Dichloroethene	ND	ug/L	5.0	1		03/09/16 15:37	75-35-4	

REPORT OF LABORATORY ANALYSIS

This report shall not be reproduced, except in full,
without the written consent of Pace Analytical Services, Inc.

Pace Analytical
www.pacelabs.com

Pace Analytical Services, Inc.
Not NELAP Accredited
4860 Blazer Parkway
Dublin, OH 43017
(614)486-5421

Pace Analytical Services, Inc.
7726 Moller Road
Indianapolis, IN 46268
(317)228-3100

ANALYTICAL RESULTS

Project: Bridgeton Landfill 1Q 2016
Pace Project No.: 50139618

Sample: PZ-107-SS **Lab ID: 50139618020** Collected: 03/04/16 14:30 Received: 03/05/16 11:30 Matrix: Water

Parameters	Results	Units	Report Limit	DF	Prepared	Analyzed	CAS No.	Qual
8260 MSV	Analytical Method: EPA 8260							
cis-1,2-Dichloroethene	ND	ug/L	5.0	1		03/09/16 15:37	156-59-2	
trans-1,2-Dichloroethene	ND	ug/L	5.0	1		03/09/16 15:37	156-60-5	
1,2-Dichloropropane	ND	ug/L	5.0	1		03/09/16 15:37	78-87-5	
1,3-Dichloropropane	ND	ug/L	5.0	1		03/09/16 15:37	142-28-9	
2,2-Dichloropropane	ND	ug/L	5.0	1		03/09/16 15:37	594-20-7	
1,1-Dichloropropene	ND	ug/L	5.0	1		03/09/16 15:37	563-58-6	
cis-1,3-Dichloropropene	ND	ug/L	5.0	1		03/09/16 15:37	10061-01-5	
trans-1,3-Dichloropropene	ND	ug/L	5.0	1		03/09/16 15:37	10061-02-6	
Ethylbenzene	ND	ug/L	5.0	1		03/09/16 15:37	100-41-4	
Ethyl methacrylate	ND	ug/L	100	1		03/09/16 15:37	97-63-2	
2-Hexanone	ND	ug/L	10.0	1		03/09/16 15:37	591-78-6	
Iodomethane	ND	ug/L	5.0	1		03/09/16 15:37	74-88-4	
Isobutanol	ND	ug/L	100	1		03/09/16 15:37	78-83-1	N2
Methacrylonitrile	ND	ug/L	100	1		03/09/16 15:37	126-98-7	N2
Methylene Chloride	ND	ug/L	5.0	1		03/09/16 15:37	75-09-2	
Methyl methacrylate	ND	ug/L	100	1		03/09/16 15:37	80-62-6	N2
4-Methyl-2-pentanone (MIBK)	ND	ug/L	10.0	1		03/09/16 15:37	108-10-1	
Propionitrile	ND	ug/L	100	1		03/09/16 15:37	107-12-0	N2
Styrene	ND	ug/L	5.0	1		03/09/16 15:37	100-42-5	
1,1,1,2-Tetrachloroethane	ND	ug/L	5.0	1		03/09/16 15:37	630-20-6	
1,1,2,2-Tetrachloroethane	ND	ug/L	5.0	1		03/09/16 15:37	79-34-5	
Tetrachloroethene	ND	ug/L	5.0	1		03/09/16 15:37	127-18-4	
Toluene	ND	ug/L	5.0	1		03/09/16 15:37	108-88-3	
1,1,1-Trichloroethane	ND	ug/L	5.0	1		03/09/16 15:37	71-55-6	
1,1,2-Trichloroethane	ND	ug/L	5.0	1		03/09/16 15:37	79-00-5	
Trichloroethene	ND	ug/L	5.0	1		03/09/16 15:37	79-01-6	
Trichlorofluoromethane	ND	ug/L	10.0	1		03/09/16 15:37	75-69-4	
1,2,3-Trichloropropane	ND	ug/L	5.0	1		03/09/16 15:37	96-18-4	
Vinyl acetate	ND	ug/L	10.0	1		03/09/16 15:37	108-05-4	
Vinyl chloride	ND	ug/L	2.0	1		03/09/16 15:37	75-01-4	
Xylene (Total)	ND	ug/L	5.0	1		03/09/16 15:37	1330-20-7	
Surrogates								
Dibromofluoromethane (S)	95	%.	84-118	1		03/09/16 15:37	1868-53-7	
4-Bromofluorobenzene (S)	98	%.	79-116	1		03/09/16 15:37	460-00-4	
Toluene-d8 (S)	98	%.	86-110	1		03/09/16 15:37	2037-26-5	
2540C Total Dissolved Solids	Analytical Method: SM 2540C							
Total Dissolved Solids	**1290**	mg/L	10.0	1		03/09/16 11:12		
410.4 COD	Analytical Method: EPA 410.4 Preparation Method: EPA 410.4							
Chemical Oxygen Demand	**52.3**	mg/L	10.0	1	03/11/16 08:34	03/11/16 11:49		
353.2 Nitrogen, NO2/NO3 pres.	Analytical Method: EPA 353.2							
Nitrogen, NO2 plus NO3	ND	mg/L	0.10	1		03/08/16 09:58		

REPORT OF LABORATORY ANALYSIS

This report shall not be reproduced, except in full,
without the written consent of Pace Analytical Services, Inc..

Pace Analytical
www.pacelabs.com

Pace Analytical Services, Inc.
Not NELAP Accredited
4860 Blazer Parkway
Dublin, OH 43017
(614)486-5421

Pace Analytical Services, Inc.
7726 Moller Road
Indianapolis, IN 46268
(317)228-3100

ANALYTICAL RESULTS

Project: Bridgeton Landfill 1Q 2016
Pace Project No.: 50139618

Sample: PZ-107-SS **Lab ID: 50139618020** Collected: 03/04/16 14:30 Received: 03/05/16 11:30 Matrix: Water

Parameters	Results	Units	Report Limit	DF	Prepared	Analyzed	CAS No.	Qual
365.1 Total Phosphorus	Analytical Method: EPA 365.1 Preparation Method: EPA 365.1							
Phosphorus	**0.12**	mg/L	0.050	1	03/10/16 14:06	03/14/16 10:54	7723-14-0	
4500 Ammonia Water	Analytical Method: SM 4500-NH3 G							
Nitrogen, Ammonia	**2.9**	mg/L	0.10	1		03/09/16 10:58	7664-41-7	
5310C TOC	Analytical Method: SM 5310C							
Total Organic Carbon	**17.5**	mg/L	1.0	1		03/21/16 15:08	7440-44-0	

Sample: TRIP BLANK #2 **Lab ID: 50139618021** Collected: 03/04/16 00:00 Received: 03/05/16 11:30 Matrix: Water

Parameters	Results	Units	Report Limit	DF	Prepared	Analyzed	CAS No.	Qual
8260 MSV	Analytical Method: EPA 8260							
Acetone	ND	ug/L	10.0	1		03/09/16 16:02	67-64-1	
Acetonitrile	ND	ug/L	100	1		03/09/16 16:02	75-05-8	
Acrolein	ND	ug/L	50.0	1		03/09/16 16:02	107-02-8	
Acrylonitrile	ND	ug/L	100	1		03/09/16 16:02	107-13-1	
Allyl chloride	ND	ug/L	5.0	1		03/09/16 16:02	107-05-1	N2
Benzene	ND	ug/L	5.0	1		03/09/16 16:02	71-43-2	
Bromochloromethane	ND	ug/L	5.0	1		03/09/16 16:02	74-97-5	
Bromodichloromethane	ND	ug/L	5.0	1		03/09/16 16:02	75-27-4	
Bromoform	ND	ug/L	5.0	1		03/09/16 16:02	75-25-2	
Bromomethane	ND	ug/L	10.0	1		03/09/16 16:02	74-83-9	
2-Butanone (MEK)	ND	ug/L	10.0	1		03/09/16 16:02	78-93-3	
n-Butyl chloride	ND	ug/L	5.0	1		03/09/16 16:02	109-69-3	
Carbon disulfide	ND	ug/L	10.0	1		03/09/16 16:02	75-15-0	
Carbon tetrachloride	ND	ug/L	5.0	1		03/09/16 16:02	56-23-5	
Chlorobenzene	ND	ug/L	5.0	1		03/09/16 16:02	108-90-7	
Chloroethane	ND	ug/L	10.0	1		03/09/16 16:02	75-00-3	
Chloroform	ND	ug/L	5.0	1		03/09/16 16:02	67-66-3	
Chloromethane	ND	ug/L	10.0	1		03/09/16 16:02	74-87-3	
Chloroprene	ND	ug/L	100	1		03/09/16 16:02	126-99-8	N2
1,2-Dibromo-3-chloropropane	ND	ug/L	5.0	1		03/09/16 16:02	96-12-8	
Dibromochloromethane	ND	ug/L	5.0	1		03/09/16 16:02	124-48-1	
1,2-Dibromoethane (EDB)	ND	ug/L	5.0	1		03/09/16 16:02	106-93-4	
Dibromomethane	ND	ug/L	10.0	1		03/09/16 16:02	74-95-3	
1,2-Dichlorobenzene	ND	ug/L	5.0	1		03/09/16 16:02	95-50-1	
1,3-Dichlorobenzene	ND	ug/L	5.0	1		03/09/16 16:02	541-73-1	
1,4-Dichlorobenzene	ND	ug/L	5.0	1		03/09/16 16:02	106-46-7	
trans-1,4-Dichloro-2-butene	ND	ug/L	10.0	1		03/09/16 16:02	110-57-6	
Dichlorodifluoromethane	ND	ug/L	5.0	1		03/09/16 16:02	75-71-8	
1,1-Dichloroethane	ND	ug/L	5.0	1		03/09/16 16:02	75-34-3	
1,2-Dichloroethane	ND	ug/L	5.0	1		03/09/16 16:02	107-06-2	
1,1-Dichloroethene	ND	ug/L	5.0	1		03/09/16 16:02	75-35-4	
cis-1,2-Dichloroethene	ND	ug/L	5.0	1		03/09/16 16:02	156-59-2	

REPORT OF LABORATORY ANALYSIS

This report shall not be reproduced, except in full,
without the written consent of Pace Analytical Services, Inc.

Pace Analytical®
www.pacelabs.com

Pace Analytical Services, Inc.
Not NELAP Accredited
4860 Blazer Parkway
Dublin, OH 43017
(614)486-5421

Pace Analytical Services, Inc.
7726 Moller Road
Indianapolis, IN 46268
(317)228-3100

ANALYTICAL RESULTS

Project: Bridgeton Landfill 1Q 2016
Pace Project No.: 50139618

Sample: TRIP BLANK #2 **Lab ID: 50139618021** Collected: 03/04/16 00:00 Received: 03/05/16 11:30 Matrix: Water

Parameters	Results	Units	Report Limit	DF	Prepared	Analyzed	CAS No.	Qual
8260 MSV	Analytical Method: EPA 8260							
trans-1,2-Dichloroethene	ND	ug/L	5.0	1		03/09/16 16:02	156-60-5	
1,2-Dichloropropane	ND	ug/L	5.0	1		03/09/16 16:02	78-87-5	
1,3-Dichloropropane	ND	ug/L	5.0	1		03/09/16 16:02	142-28-9	
2,2-Dichloropropane	ND	ug/L	5.0	1		03/09/16 16:02	594-20-7	
1,1-Dichloropropene	ND	ug/L	5.0	1		03/09/16 16:02	563-58-6	
cis-1,3-Dichloropropene	ND	ug/L	5.0	1		03/09/16 16:02	10061-01-5	
trans-1,3-Dichloropropene	ND	ug/L	5.0	1		03/09/16 16:02	10061-02-6	
Ethylbenzene	ND	ug/L	5.0	1		03/09/16 16:02	100-41-4	
Ethyl methacrylate	ND	ug/L	100	1		03/09/16 16:02	97-63-2	
2-Hexanone	ND	ug/L	10.0	1		03/09/16 16:02	591-78-6	
Iodomethane	ND	ug/L	5.0	1		03/09/16 16:02	74-88-4	
Isobutanol	ND	ug/L	100	1		03/09/16 16:02	78-83-1	N2
Methacrylonitrile	ND	ug/L	100	1		03/09/16 16:02	126-98-7	N2
Methylene Chloride	ND	ug/L	5.0	1		03/09/16 16:02	75-09-2	
Methyl methacrylate	ND	ug/L	100	1		03/09/16 16:02	80-62-6	N2
4-Methyl-2-pentanone (MIBK)	ND	ug/L	10.0	1		03/09/16 16:02	108-10-1	
Propionitrile	ND	ug/L	100	1		03/09/16 16:02	107-12-0	N2
Styrene	ND	ug/L	5.0	1		03/09/16 16:02	100-42-5	
1,1,1,2-Tetrachloroethane	ND	ug/L	5.0	1		03/09/16 16:02	630-20-6	
1,1,2,2-Tetrachloroethane	ND	ug/L	5.0	1		03/09/16 16:02	79-34-5	
Tetrachloroethene	ND	ug/L	5.0	1		03/09/16 16:02	127-18-4	
Toluene	ND	ug/L	5.0	1		03/09/16 16:02	108-88-3	
1,1,1-Trichloroethane	ND	ug/L	5.0	1		03/09/16 16:02	71-55-6	
1,1,2-Trichloroethane	ND	ug/L	5.0	1		03/09/16 16:02	79-00-5	
Trichloroethene	ND	ug/L	5.0	1		03/09/16 16:02	79-01-6	
Trichlorofluoromethane	ND	ug/L	10.0	1		03/09/16 16:02	75-69-4	
1,2,3-Trichloropropane	ND	ug/L	5.0	1		03/09/16 16:02	96-18-4	
Vinyl acetate	ND	ug/L	10.0	1		03/09/16 16:02	108-05-4	
Vinyl chloride	ND	ug/L	2.0	1		03/09/16 16:02	75-01-4	
Xylene (Total)	ND	ug/L	5.0	1		03/09/16 16:02	1330-20-7	
Surrogates								
Dibromofluoromethane (S)	96	%.	84-116	1		03/09/16 16:02	1868-53-7	
4-Bromofluorobenzene (S)	100	%.	79-116	1		03/09/16 16:02	460-00-4	
Toluene-d8 (S)	99	%.	86-110	1		03/09/16 16:02	2037-26-5	

Sample: PZ-212-SD **Lab ID: 50139618022** Collected: 03/07/16 08:42 Received: 03/09/16 13:58 Matrix: Water

Parameters	Results	Units	Report Limit	DF	Prepared	Analyzed	CAS No.	Qual
Field Data	Analytical Method:							
Field pH	**7.37**	Std. Units		1		03/07/16 08:22		
Field Temperature	**14.1**	deg C		1		03/07/16 08:22		
Field Specific Conductance	**1220**	umhos/cm		1		03/07/16 08:22		
Field Turbidity	**12.64**	NTU		1		03/07/16 08:22		
Total Well Depth	**92.85**	feet		1		03/07/16 08:22		
Elevation Water Level	**468.51**	ft/msl		1		03/07/16 08:22		

REPORT OF LABORATORY ANALYSIS

This report shall not be reproduced, except in full,
without the written consent of Pace Analytical Services, Inc..

Pace Analytical
www.pacelabs.com

Pace Analytical Services, Inc.
Not NELAP Accredited
4860 Blazer Parkway
Dublin, OH 43017
(614)486-5421

Pace Analytical Services, Inc.
7726 Moller Road
Indianapolis, IN 46268
(317)228-3100

ANALYTICAL RESULTS

Project: Bridgeton Landfill 1Q 2016
Pace Project No.: 50139618

Sample: PZ-212-SD **Lab ID: 50139618022** Collected: 03/07/16 08:42 Received: 03/09/16 13:58 Matrix: Water

Parameters	Results	Units	Report Limit	DF	Prepared	Analyzed	CAS No.	Qual
Field Data	Analytical Method:							
Collar Elevation	**482.72**	ft/msl		1		03/07/16 08:22		
Depth to Water	**14.21**	feet		1		03/07/16 08:22		
300.0 IC Anions 28 Days	Analytical Method: EPA 300.0							
Chloride	**142**	mg/L	25.0	100		03/11/16 17:28	16887-00-6	
Fluoride	**0.20**	mg/L	0.10	1		03/10/16 20:25	16984-48-8	
Sulfate	**114**	mg/L	2.5	10		03/10/16 20:41	14808-79-8	
6010 MET ICP	Analytical Method: EPA 6010 Preparation Method: EPA 3010							
Barium	**199**	ug/L	10.0	1	03/11/16 07:47	03/14/16 17:04	7440-39-3	
Boron	ND	ug/L	100	1	03/11/16 07:47	03/14/16 17:04	7440-42-8	
Calcium	**104000**	ug/L	500	1	03/11/16 07:47	03/14/16 17:04	7440-70-2	
Cobalt	ND	ug/L	5.0	1	03/11/16 07:47	03/14/16 17:04	7440-48-4	
Iron	**245**	ug/L	50.0	1	03/11/16 07:47	03/14/16 17:04	7439-89-6	
Magnesium	**49200**	ug/L	500	1	03/11/16 07:47	03/14/16 17:04	7439-95-4	
Manganese	**587**	ug/L	5.0	1	03/11/16 07:47	03/14/16 17:04	7439-96-5	
Nickel	ND	ug/L	10.0	1	03/11/16 07:47	03/14/16 17:04	7440-02-0	
Sodium	**81200**	ug/L	1000	1	03/11/16 07:47	03/14/16 17:04	7440-23-5	
Total Hardness by 2340B	**463000**	ug/L	1000	1	03/11/16 07:47	03/14/16 17:04		
Zinc	ND	ug/L	20.0	1	03/11/16 07:47	03/14/16 17:04	7440-66-6	
6020 MET ICPMS	Analytical Method: EPA 6020 Preparation Method: EPA 200.2							
Antimony	ND	ug/L	5.0	1	03/10/16 09:00	03/11/16 13:19	7440-36-0	
Arsenic	ND	ug/L	5.0	1	03/10/16 09:00	03/11/16 13:19	7440-38-2	
Beryllium	ND	ug/L	2.0	1	03/10/16 09:00	03/11/16 13:19	7440-41-7	
Cadmium	ND	ug/L	0.20	1	03/10/16 09:00	03/11/16 13:19	7440-43-9	
Chromium	ND	ug/L	5.0	1	03/10/16 09:00	03/11/16 13:19	7440-47-3	
Copper	ND	ug/L	5.0	1	03/10/16 09:00	03/11/16 13:19	7440-50-8	
Lead	ND	ug/L	5.0	1	03/10/16 09:00	03/11/16 13:19	7439-92-1	
Selenium	ND	ug/L	5.0	1	03/10/16 09:00	03/11/16 13:19	7782-49-2	
Silver	ND	ug/L	5.0	1	03/10/16 09:00	03/11/16 13:19	7440-22-4	
Thallium	ND	ug/L	2.0	1	03/10/16 09:00	03/11/16 13:19	7440-28-0	
Vanadium	ND	ug/L	10.0	1	03/10/16 09:00	03/11/16 13:19	7440-62-2	
7470 Mercury	Analytical Method: EPA 7470 Preparation Method: EPA 7470							
Mercury	ND	ug/L	0.20	1	03/23/16 11:46	03/23/16 19:06	7439-97-6	
8270 MSSV APP IX waters	Analytical Method: EPA 8270 Preparation Method: EPA 3510							
Acenaphthene	ND	ug/L	10.0	1	03/10/16 10:55	03/11/16 16:54	83-32-9	
Acenaphthylene	ND	ug/L	10.0	1	03/10/16 10:55	03/11/16 16:54	208-96-8	
Acetophenone	ND	ug/L	10.0	1	03/10/16 10:55	03/11/16 16:54	98-86-2	
2-Acetylaminofluorene	ND	ug/L	10.0	1	03/10/16 10:55	03/11/16 16:54	53-96-3	
4-Aminobiphenyl	ND	ug/L	10.0	1	03/10/16 10:55	03/11/16 16:54	92-67-1	
Anthracene	ND	ug/L	10.0	1	03/10/16 10:55	03/11/16 16:54	120-12-7	
Benzo(a)anthracene	ND	ug/L	10.0	1	03/10/16 10:55	03/11/16 16:54	56-55-3	
Benzo(a)pyrene	ND	ug/L	10.0	1	03/10/16 10:55	03/11/16 16:54	50-32-8	

REPORT OF LABORATORY ANALYSIS

This report shall not be reproduced, except in full,
without the written consent of Pace Analytical Services, Inc..

Pace Analytical®
www.pacelabs.com

Pace Analytical Services, Inc.
Not NELAP Accredited
4860 Blazer Parkway
Dublin, OH 43017
(614)486-5421

Pace Analytical Services, Inc.
7726 Moller Road
Indianapolis, IN 46268
(317)228-3100

ANALYTICAL RESULTS

Project: Bridgeton Landfill 1Q 2016
Pace Project No.: 50139618

Sample: PZ-212-SD Lab ID: 50139618022 Collected: 03/07/16 08:42 Received: 03/09/16 13:58 Matrix: Water

Parameters	Results	Units	Report Limit	DF	Prepared	Analyzed	CAS No.	Qual
8270 MSSV APP IX waters	Analytical Method: EPA 8270 Preparation Method: EPA 3510							
Benzo(b)fluoranthene	ND	ug/L	10.0	1	03/10/16 10:55	03/11/16 16:54	205-99-2	
Benzo(g,h,i)perylene	ND	ug/L	10.0	1	03/10/16 10:55	03/11/16 16:54	191-24-2	
Benzo(k)fluoranthene	ND	ug/L	10.0	1	03/10/16 10:55	03/11/16 16:54	207-08-9	
Benzyl alcohol	ND	ug/L	10.0	1	03/10/16 10:55	03/11/16 16:54	100-51-6	
4-Bromophenylphenyl ether	ND	ug/L	10.0	1	03/10/16 10:55	03/11/16 16:54	101-55-3	
Butylbenzylphthalate	ND	ug/L	10.0	1	03/10/16 10:55	03/11/16 16:54	85-68-7	
4-Chloro-3-methylphenol	ND	ug/L	10.0	1	03/10/16 10:55	03/11/16 16:54	59-50-7	
4-Chloroaniline	ND	ug/L	10.0	1	03/10/16 10:55	03/11/16 16:54	106-47-8	
Chlorobenzilate	ND	ug/L	10.0	1	03/10/16 10:55	03/11/16 16:54	510-15-6	
bis(2-Chloroethoxy)methane	ND	ug/L	10.0	1	03/10/16 10:55	03/11/16 16:54	111-91-1	
bis(2-Chloroethyl) ether	ND	ug/L	10.0	1	03/10/16 10:55	03/11/16 16:54	111-44-4	
bis(2-Chloroisopropyl) ether	ND	ug/L	10.0	1	03/10/16 10:55	03/11/16 16:54	108-60-1	
2-Chloronaphthalene	ND	ug/L	10.0	1	03/10/16 10:55	03/11/16 16:54	91-58-7	
2-Chlorophenol	ND	ug/L	10.0	1	03/10/16 10:55	03/11/16 16:54	95-57-8	
4-Chlorophenylphenyl ether	ND	ug/L	10.0	1	03/10/16 10:55	03/11/16 16:54	7005-72-3	
Chrysene	ND	ug/L	10.0	1	03/10/16 10:55	03/11/16 16:54	218-01-9	
Diallate	ND	ug/L	10.0	1	03/10/16 10:55	03/11/16 16:54	2303-16-4	
Dibenz(a,h)anthracene	ND	ug/L	10.0	1	03/10/16 10:55	03/11/16 16:54	53-70-3	
Dibenzofuran	ND	ug/L	10.0	1	03/10/16 10:55	03/11/16 16:54	132-64-9	
3,3'-Dichlorobenzidine	ND	ug/L	20.0	1	03/10/16 10:55	03/11/16 16:54	91-94-1	
2,4-Dichlorophenol	ND	ug/L	10.0	1	03/10/16 10:55	03/11/16 16:54	120-83-2	
2,6-Dichlorophenol	ND	ug/L	10.0	1	03/10/16 10:55	03/11/16 16:54	87-65-0	
Diethylphthalate	ND	ug/L	10.0	1	03/10/16 10:55	03/11/16 16:54	84-66-2	
Dimethoate	ND	ug/L	10.0	1	03/10/16 10:55	03/11/16 16:54	60-51-5	
P-Dimethylaminoazobenzene	ND	ug/L	10.0	1	03/10/16 10:55	03/11/16 16:54	60-11-7	
7,12-Dimethylbenz(a)anthracene	ND	ug/L	20.0	1	03/10/16 10:55	03/11/16 16:54	57-97-6	
3,3'-Dimethylbenzidine	ND	ug/L	20.0	1	03/10/16 10:55	03/11/16 16:54	119-93-7	
2,4-Dimethylphenol	ND	ug/L	10.0	1	03/10/16 10:55	03/11/16 16:54	105-67-9	
Dimethylphthalate	ND	ug/L	10.0	1	03/10/16 10:55	03/11/16 16:54	131-11-3	
Di-n-butylphthalate	ND	ug/L	10.0	1	03/10/16 10:55	03/11/16 16:54	84-74-2	
4,6-Dinitro-2-methylphenol	ND	ug/L	50.0	1	03/10/16 10:55	03/11/16 16:54	534-52-1	
1,3-Dinitrobenzene	ND	ug/L	50.0	1	03/10/16 10:55	03/11/16 16:54	99-65-0	
1,4-Dinitrobenzene	ND	ug/L	10.0	1	03/10/16 10:55	03/11/16 16:54	100-25-4	
2,4-Dinitrophenol	ND	ug/L	50.0	1	03/10/16 10:55	03/11/16 16:54	51-28-5	
2,4-Dinitrotoluene	ND	ug/L	10.0	1	03/10/16 10:55	03/11/16 16:54	121-14-2	
2,6-Dinitrotoluene	ND	ug/L	10.0	1	03/10/16 10:55	03/11/16 16:54	606-20-2	
Di-n-octylphthalate	ND	ug/L	10.0	1	03/10/16 10:55	03/11/16 16:54	117-84-0	
Dinoseb	ND	ug/L	10.0	1	03/10/16 10:55	03/11/16 16:54	88-85-7	
Diphenylamine	ND	ug/L	10.0	1	03/10/16 10:55	03/11/16 16:54	122-39-4	
Disulfoton	ND	ug/L	10.0	1	03/10/16 10:55	03/11/16 16:54	298-04-4	
bis(2-Ethylhexyl)phthalate	ND	ug/L	10.0	1	03/10/16 10:55	03/11/16 16:54	117-81-7	
Ethyl methanesulfonate	ND	ug/L	10.0	1	03/10/16 10:55	03/11/16 16:54	62-50-0	
Famphur	ND	ug/L	200	1	03/10/16 10:55	03/11/16 16:54	52-85-7	
Fluoranthene	ND	ug/L	10.0	1	03/10/16 10:55	03/11/16 16:54	206-44-0	
Fluorene	ND	ug/L	10.0	1	03/10/16 10:55	03/11/16 16:54	86-73-7	
Hexachloro-1,3-butadiene	ND	ug/L	10.0	1	03/10/16 10:55	03/11/16 16:54	87-68-3	
Hexachlorobenzene	ND	ug/L	10.0	1	03/10/16 10:55	03/11/16 16:54	118-74-1	

REPORT OF LABORATORY ANALYSIS

This report shall not be reproduced, except in full,
without the written consent of Pace Analytical Services, Inc..

Pace Analytical
www.pacelabs.com

Pace Analytical Services, Inc.
Not NELAP Accredited
4880 Blazer Parkway
Dublin, OH 43017
(614)486-5421

Pace Analytical Services, Inc.
7726 Moller Road
Indianapolis, IN 46268
(317)228-3100

ANALYTICAL RESULTS

Project: Bridgeton Landfill 1Q 2016
Pace Project No.: 50139618

Sample: PZ-212-SD **Lab ID: 50139618022** Collected: 03/07/16 08:42 Received: 03/09/16 13:58 Matrix: Water

Parameters	Results	Units	Report Limit	DF	Prepared	Analyzed	CAS No.	Qual
8270 MSSV APP IX waters	Analytical Method: EPA 8270 Preparation Method: EPA 3510							
Hexachlorocyclopentadiene	ND	ug/L	10.0	1	03/10/16 10:55	03/11/16 16:54	77-47-4	
Hexachloroethane	ND	ug/L	10.0	1	03/10/16 10:55	03/11/16 16:54	67-72-1	
Hexachlorophene	ND	ug/L	200	1	03/10/16 10:55	03/11/16 16:54	70-30-4	
Hexachloropropene	ND	ug/L	10.0	1	03/10/16 10:55	03/11/16 16:54	1888-71-7	
Indeno(1,2,3-cd)pyrene	ND	ug/L	10.0	1	03/10/16 10:55	03/11/16 16:54	193-39-5	
Isodrin	ND	ug/L	10.0	1	03/10/16 10:55	03/11/16 16:54	465-73-6	
Isophorone	ND	ug/L	10.0	1	03/10/16 10:55	03/11/16 16:54	78-59-1	
Isosafrole	ND	ug/L	10.0	1	03/10/16 10:55	03/11/16 16:54	120-58-1	
Kepone	ND	ug/L	200	1	03/10/16 10:55	03/11/16 16:54	143-50-0	
Methapyrilene	ND	ug/L	10.0	1	03/10/16 10:55	03/11/16 16:54	91-80-5	
3-Methylcholanthrene	ND	ug/L	10.0	1	03/10/16 10:55	03/11/16 16:54	56-49-5	
Methyl methanesulfonate	ND	ug/L	10.0	1	03/10/16 10:55	03/11/16 16:54	66-27-3	
2-Methylnaphthalene	ND	ug/L	10.0	1	03/10/16 10:55	03/11/16 16:54	91-57-6	
Methyl parathion	ND	ug/L	10.0	1	03/10/16 10:55	03/11/16 16:54	298-00-0	
2-Methylphenol(o-Cresol)	ND	ug/L	10.0	1	03/10/16 10:55	03/11/16 16:54	95-48-7	
3&4-Methylphenol(m&p Cresol)	ND	ug/L	10.0	1	03/10/16 10:55	03/11/16 16:54		
1-Naphthalenamine	ND	ug/L	50.0	1	03/10/16 10:55	03/11/16 16:54	134-32-7	
2-Naphthalenamine	ND	ug/L	10.0	1	03/10/16 10:55	03/11/16 16:54	91-59-8	
Naphthalene	ND	ug/L	10.0	1	03/10/16 10:55	03/11/16 16:54	91-20-3	
1,4-Naphthoquinone	ND	ug/L	50.0	1	03/10/16 10:55	03/11/16 16:54	130-15-4	
2-Nitroaniline	ND	ug/L	50.0	1	03/10/16 10:55	03/11/16 16:54	88-74-4	
3-Nitroaniline	ND	ug/L	50.0	1	03/10/16 10:55	03/11/16 16:54	99-09-2	
4-Nitroaniline	ND	ug/L	50.0	1	03/10/16 10:55	03/11/16 16:54	100-01-6	
Nitrobenzene	ND	ug/L	10.0	1	03/10/16 10:55	03/11/16 16:54	98-95-3	
2-Nitrophenol	ND	ug/L	10.0	1	03/10/16 10:55	03/11/16 16:54	88-75-5	
4-Nitrophenol	ND	ug/L	50.0	1	03/10/16 10:55	03/11/16 16:54	100-02-7	
5-Nitro-o-toluidine	ND	ug/L	10.0	1	03/10/16 10:55	03/11/16 16:54	99-55-8	
N-Nitrosodiethylamine	ND	ug/L	10.0	1	03/10/16 10:55	03/11/16 16:54	55-18-5	
N-Nitrosodimethylamine	ND	ug/L	10.0	1	03/10/16 10:55	03/11/16 16:54	62-75-9	
N-Nitroso-di-n-butylamine	ND	ug/L	10.0	1	03/10/16 10:55	03/11/16 16:54	924-16-3	
N-Nitroso-di-n-propylamine	ND	ug/L	50.0	1	03/10/16 10:55	03/11/16 16:54	621-64-7	
N-Nitrosomethylethylamine	ND	ug/L	10.0	1	03/10/16 10:55	03/11/16 16:54	10595-95-6	
N-Nitrosomorpholine	ND	ug/L	10.0	1	03/10/16 10:55	03/11/16 16:54	59-89-2	
N-Nitrosopiperidine	ND	ug/L	10.0	1	03/10/16 10:55	03/11/16 16:54	100-75-4	
N-Nitrosopyrrolidine	ND	ug/L	10.0	1	03/10/16 10:55	03/11/16 16:54	930-55-2	
O,O,O-Triethylphosphorothioate	ND	ug/L	10.0	1	03/10/16 10:55	03/11/16 16:54	126-68-1	
Parathion (Ethyl parathion)	ND	ug/L	10.0	1	03/10/16 10:55	03/11/16 16:54	56-38-2	
Pentachlorobenzene	ND	ug/L	10.0	1	03/10/16 10:55	03/11/16 16:54	608-93-5	
Pentachloronitrobenzene	ND	ug/L	10.0	1	03/10/16 10:55	03/11/16 16:54	82-68-8	
Pentachlorophenol	ND	ug/L	50.0	1	03/10/16 10:55	03/11/16 16:54	87-86-5	
Phenacetin	ND	ug/L	10.0	1	03/10/16 10:55	03/11/16 16:54	62-44-2	
Phenanthrene	ND	ug/L	10.0	1	03/10/16 10:55	03/11/16 16:54	85-01-8	
Phenol	ND	ug/L	10.0	1	03/10/16 10:55	03/11/16 16:54	108-95-2	
p-Phenylenediamine	ND	ug/L	20.0	1	03/10/16 10:55	03/11/16 16:54	106-50-3	
Phorate	ND	ug/L	10.0	1	03/10/16 10:55	03/11/16 16:54	298-02-2	
Pronamide	ND	ug/L	10.0	1	03/10/16 10:55	03/11/16 16:54	23950-58-5	
Pyrene	ND	ug/L	10.0	1	03/10/16 10:55	03/11/16 16:54	129-00-0	

REPORT OF LABORATORY ANALYSIS

This report shall not be reproduced, except in full,
without the written consent of Pace Analytical Services, Inc..

Pace Analytical®
www.pacelabs.com

Pace Analytical Services, Inc.
Not NELAP Accredited
4860 Blazer Parkway
Dublin, OH 43017
(614)486-5421

Pace Analytical Services, Inc.
7726 Moller Road
Indianapolis, IN 46268
(317)228-3100

ANALYTICAL RESULTS

Project: Bridgeton Landfill 1Q 2016
Pace Project No.: 50139618

Sample: PZ-212-SD Lab ID: 50139618022 Collected: 03/07/16 08:42 Received: 03/09/16 13:58 Matrix: Water

Parameters	Results	Units	Report Limit	DF	Prepared	Analyzed	CAS No.	Qual
8270 MSSV APP IX waters	Analytical Method: EPA 8270 Preparation Method: EPA 3510							
Safrole	ND	ug/L	10.0	1	03/10/16 10:55	03/11/16 16:54	94-59-7	
1,2,4,5-Tetrachlorobenzene	ND	ug/L	10.0	1	03/10/16 10:55	03/11/16 16:54	95-94-3	
2,3,4,6-Tetrachlorophenol	ND	ug/L	10.0	1	03/10/16 10:55	03/11/16 16:54	58-90-2	
Thionazin	ND	ug/L	10.0	1	03/10/16 10:55	03/11/16 16:54	297-97-2	
O-Toluidine	ND	ug/L	10.0	1	03/10/16 10:55	03/11/16 16:54	95-53-4	
1,2,4-Trichlorobenzene	ND	ug/L	10.0	1	03/10/16 10:55	03/11/16 16:54	120-82-1	
2,4,5-Trichlorophenol	ND	ug/L	10.0	1	03/10/16 10:55	03/11/16 16:54	95-95-4	
2,4,6-Trichlorophenol	ND	ug/L	10.0	1	03/10/16 10:55	03/11/16 16:54	88-06-2	
1,3,5-Trinitrobenzene	ND	ug/L	20.0	1	03/10/16 10:55	03/11/16 16:54	99-35-4	
Surrogates								
Nitrobenzene-d5 (S)	55	%.	38-124	1	03/10/16 10:55	03/11/16 16:54	4165-60-0	
2-Fluorobiphenyl (S)	43	%.	33-114	1	03/10/16 10:55	03/11/16 16:54	321-60-8	
p-Terphenyl-d14 (S)	39	%.	10-113	1	03/10/16 10:55	03/11/16 16:54	1718-51-0	
Phenol-d5 (S)	23	%.	10-58	1	03/10/16 10:55	03/11/16 16:54	4165-62-2	
2-Fluorophenol (S)	33	%.	11-79	1	03/10/16 10:55	03/11/16 16:54	367-12-4	
2,4,6-Tribromophenol (S)	65	%.	29-158	1	03/10/16 10:55	03/11/16 16:54	118-79-6	
8260 MSV	Analytical Method: EPA 8260							
Acetone	ND	ug/L	10.0	1		03/13/16 15:43	67-64-1	
Acetonitrile	ND	ug/L	100	1		03/13/16 15:43	75-05-8	
Acrolein	ND	ug/L	50.0	1		03/13/16 15:43	107-02-8	
Acrylonitrile	ND	ug/L	100	1		03/13/16 15:43	107-13-1	
Allyl chloride	ND	ug/L	5.0	1		03/13/16 15:43	107-05-1	N2
Benzene	ND	ug/L	5.0	1		03/13/16 15:43	71-43-2	
Bromochloromethane	ND	ug/L	5.0	1		03/13/16 15:43	74-97-5	
Bromodichloromethane	ND	ug/L	5.0	1		03/13/16 15:43	75-27-4	
Bromoform	ND	ug/L	5.0	1		03/13/16 15:43	75-25-2	
Bromomethane	ND	ug/L	10.0	1		03/13/16 15:43	74-83-9	
2-Butanone (MEK)	ND	ug/L	10.0	1		03/13/16 15:43	78-93-3	
n-Butyl chloride	ND	ug/L	5.0	1		03/13/16 15:43	109-69-3	
Carbon disulfide	ND	ug/L	10.0	1		03/13/16 15:43	75-15-0	
Carbon tetrachloride	ND	ug/L	5.0	1		03/13/16 15:43	56-23-5	
Chlorobenzene	ND	ug/L	5.0	1		03/13/16 15:43	108-90-7	
Chloroethane	ND	ug/L	10.0	1		03/13/16 15:43	75-00-3	
Chloroform	ND	ug/L	5.0	1		03/13/16 15:43	67-66-3	
Chloromethane	ND	ug/L	10.0	1		03/13/16 15:43	74-87-3	
Chloroprene	ND	ug/L	100	1		03/13/16 15:43	126-99-8	N2
1,2-Dibromo-3-chloropropane	ND	ug/L	5.0	1		03/13/16 15:43	96-12-8	
Dibromochloromethane	ND	ug/L	5.0	1		03/13/16 15:43	124-48-1	
1,2-Dibromoethane (EDB)	ND	ug/L	5.0	1		03/13/16 15:43	106-93-4	
Dibromomethane	ND	ug/L	10.0	1		03/13/16 15:43	74-95-3	
1,2-Dichlorobenzene	ND	ug/L	5.0	1		03/13/16 15:43	95-50-1	
1,3-Dichlorobenzene	ND	ug/L	5.0	1		03/13/16 15:43	541-73-1	
1,4-Dichlorobenzene	ND	ug/L	5.0	1		03/13/16 15:43	106-46-7	
trans-1,4-Dichloro-2-butene	ND	ug/L	10.0	1		03/13/16 15:43	110-57-6	
Dichlorodifluoromethane	ND	ug/L	5.0	1		03/13/16 15:43	75-71-8	
1,1-Dichloroethane	ND	ug/L	5.0	1		03/13/16 15:43	75-34-3	

REPORT OF LABORATORY ANALYSIS

This report shall not be reproduced, except in full,
without the written consent of Pace Analytical Services, Inc..

Pace Analytical
www.pacelabs.com

Pace Analytical Services, Inc.
Not NELAP Accredited
4860 Blazer Parkway
Dublin, OH 43017
(614)486-5421

Pace Analytical Services, Inc.
7726 Moller Road
Indianapolis, IN 46268
(317)228-3100

ANALYTICAL RESULTS

Project: Bridgeton Landfill 1Q 2016
Pace Project No.: 50139618

Sample: PZ-212-SD **Lab ID: 50139618022** Collected: 03/07/16 08:42 Received: 03/09/16 13:58 Matrix: Water

Parameters	Results	Units	Report Limit	DF	Prepared	Analyzed	CAS No.	Qual
8260 MSV	Analytical Method: EPA 8260							
1,2-Dichloroethane	ND	ug/L	5.0	1		03/13/16 15:43	107-06-2	
1,1-Dichloroethene	ND	ug/L	5.0	1		03/13/16 15:43	75-35-4	
cis-1,2-Dichloroethene	ND	ug/L	5.0	1		03/13/16 15:43	156-59-2	
trans-1,2-Dichloroethene	ND	ug/L	5.0	1		03/13/16 15:43	156-60-5	
1,2-Dichloropropane	ND	ug/L	5.0	1		03/13/16 15:43	78-87-5	
1,3-Dichloropropane	ND	ug/L	5.0	1		03/13/16 15:43	142-28-9	
2,2-Dichloropropane	ND	ug/L	5.0	1		03/13/16 15:43	594-20-7	
1,1-Dichloropropene	ND	ug/L	5.0	1		03/13/16 15:43	563-58-6	
cis-1,3-Dichloropropene	ND	ug/L	5.0	1		03/13/16 15:43	10061-01-5	
trans-1,3-Dichloropropene	ND	ug/L	5.0	1		03/13/16 15:43	10061-02-6	
Ethylbenzene	ND	ug/L	5.0	1		03/13/16 15:43	100-41-4	
Ethyl methacrylate	ND	ug/L	100	1		03/13/16 15:43	97-63-2	
2-Hexanone	ND	ug/L	10.0	1		03/13/16 15:43	591-78-6	
Iodomethane	ND	ug/L	5.0	1		03/13/16 15:43	74-88-4	
Isobutanol	ND	ug/L	100	1		03/13/16 15:43	78-83-1	N2
Methacrylonitrile	ND	ug/L	100	1		03/13/16 15:43	126-98-7	N2
Methylene Chloride	ND	ug/L	5.0	1		03/13/16 15:43	75-09-2	
Methyl methacrylate	ND	ug/L	100	1		03/13/16 15:43	80-62-6	N2
4-Methyl-2-pentanone (MIBK)	ND	ug/L	10.0	1		03/13/16 15:43	108-10-1	
Propionitrile	ND	ug/L	100	1		03/13/16 15:43	107-12-0	N2
Styrene	ND	ug/L	5.0	1		03/13/16 15:43	100-42-5	
1,1,1,2-Tetrachloroethane	ND	ug/L	5.0	1		03/13/16 15:43	630-20-6	
1,1,2,2-Tetrachloroethane	ND	ug/L	5.0	1		03/13/16 15:43	79-34-5	
Tetrachloroethene	ND	ug/L	5.0	1		03/13/16 15:43	127-18-4	
Toluene	ND	ug/L	5.0	1		03/13/16 15:43	108-88-3	
1,1,1-Trichloroethane	ND	ug/L	5.0	1		03/13/16 15:43	71-55-6	
1,1,2-Trichloroethane	ND	ug/L	5.0	1		03/13/16 15:43	79-00-5	
Trichloroethene	ND	ug/L	5.0	1		03/13/16 15:43	79-01-6	
Trichlorofluoromethane	ND	ug/L	10.0	1		03/13/16 15:43	75-69-4	
1,2,3-Trichloropropane	ND	ug/L	5.0	1		03/13/16 15:43	96-18-4	
Vinyl acetate	ND	ug/L	10.0	1		03/13/16 15:43	108-05-4	
Vinyl chloride	ND	ug/L	2.0	1		03/13/16 15:43	75-01-4	
Xylene (Total)	ND	ug/L	5.0	1		03/13/16 15:43	1330-20-7	
Surrogates								
Dibromofluoromethane (S)	92	%.	84-118	1		03/13/16 15:43	1868-53-7	
4-Bromofluorobenzene (S)	101	%.	79-116	1		03/13/16 15:43	460-00-4	
Toluene-d8 (S)	101	%.	86-110	1		03/13/16 15:43	2037-26-5	
2540C Total Dissolved Solids	Analytical Method: SM 2540C							
Total Dissolved Solids	**722**	mg/L	10.0	1		03/12/16 09:25		
410.4 COD	Analytical Method: EPA 410.4 Preparation Method: EPA 410.4							
Chemical Oxygen Demand	ND	mg/L	10.0	1	03/18/16 08:34	03/18/16 11:08		
353.2 Nitrogen, NO2/NO3 pres.	Analytical Method: EPA 353.2							
Nitrogen, NO2 plus NO3	ND	mg/L	0.10	1		03/22/16 10:00		

REPORT OF LABORATORY ANALYSIS

This report shall not be reproduced, except in full,
without the written consent of Pace Analytical Services, Inc..

Pace Analytical®
www.pacelabs.com

Pace Analytical Services, Inc.
Not NELAP Accredited
4860 Blazer Parkway
Dublin, OH 43017
(614)486-5421

Pace Analytical Services, Inc.
7726 Moller Road
Indianapolis, IN 46268
(317)228-3100

ANALYTICAL RESULTS

Project: Bridgeton Landfill 1Q 2016
Pace Project No.: 50139618

Sample: PZ-212-SD Lab ID: 50139618022 Collected: 03/07/16 08:42 Received: 03/09/16 13:58 Matrix: Water

Parameters	Results	Units	Report Limit	DF	Prepared	Analyzed	CAS No.	Qual
365.1 Total Phosphorus	Analytical Method: EPA 365.1 Preparation Method: EPA 365.1							
Phosphorus	**0.18**	mg/L	0.050	1	03/15/16 11:25	03/16/16 11:38	7723-14-0	
4500 Ammonia Water	Analytical Method: SM 4500-NH3 G							
Nitrogen, Ammonia	**0.17**	mg/L	0.10	1		03/16/16 10:42	7664-41-7	
5310C TOC	Analytical Method: SM 5310C							
Total Organic Carbon	ND	mg/L	4.0	4		03/21/16 15:31	7440-44-0	D3

Sample: PZ-212-SS Lab ID: 50139618023 Collected: 03/07/16 10:05 Received: 03/09/16 13:58 Matrix: Water

Parameters	Results	Units	Report Limit	DF	Prepared	Analyzed	CAS No.	Qual
Field Data	Analytical Method:							
Field pH	**7.24**	Std. Units		1		03/07/16 09:42		
Field Temperature	**14.1**	deg C		1		03/07/16 09:42		
Field Specific Conductance	**815**	umhos/cm		1		03/07/16 09:42		
Field Turbidity	**73.09**	NTU		1		03/07/16 09:42		
Total Well Depth	**93.89**	feet		1		03/07/16 09:42		
Elevation Water Level	**473.18**	ft/msl		1		03/07/16 09:42		
Collar Elevation	**482.79**	ft/msl		1		03/07/16 09:42		
Depth to Water	**9.61**	feet		1		03/07/16 09:42		
300.0 IC Anions 28 Days	Analytical Method: EPA 300.0							
Chloride	**8.9**	mg/L	0.25	1		03/10/16 20:57	16887-00-6	
Fluoride	**0.45**	mg/L	0.10	1		03/10/16 20:57	16984-48-8	
Sulfate	**143**	mg/L	2.5	10		03/10/16 21:13	14808-79-8	
6010 MET ICP	Analytical Method: EPA 6010 Preparation Method: EPA 3010							
Barium	**116**	ug/L	10.0	1	03/11/16 07:47	03/14/16 17:07	7440-39-3	
Boron	ND	ug/L	100	1	03/11/16 07:47	03/14/16 17:07	7440-42-8	
Calcium	**105000**	ug/L	500	1	03/11/16 07:47	03/14/16 17:07	7440-70-2	
Cobalt	ND	ug/L	5.0	1	03/11/16 07:47	03/14/16 17:07	7440-48-4	
Iron	**5130**	ug/L	50.0	1	03/11/16 07:47	03/14/16 17:07	7439-89-6	
Magnesium	**26300**	ug/L	500	1	03/11/16 07:47	03/14/16 17:07	7439-95-4	
Manganese	**435**	ug/L	5.0	1	03/11/16 07:47	03/14/16 17:07	7439-96-5	
Nickel	ND	ug/L	10.0	1	03/11/16 07:47	03/14/16 17:07	7440-02-0	
Sodium	**41500**	ug/L	1000	1	03/11/16 07:47	03/14/16 17:07	7440-23-5	
Total Hardness by 2340B	**370000**	ug/L	1000	1	03/11/16 07:47	03/14/16 17:07		
Zinc	**25.1**	ug/L	20.0	1	03/11/16 07:47	03/14/16 17:07	7440-66-6	
6020 MET ICPMS	Analytical Method: EPA 6020 Preparation Method: EPA 200.2							
Antimony	ND	ug/L	5.0	1	03/10/16 09:00	03/11/16 12:29	7440-36-0	
Arsenic	ND	ug/L	5.0	1	03/10/16 09:00	03/11/16 12:29	7440-38-2	
Beryllium	ND	ug/L	2.0	1	03/10/16 09:00	03/11/16 12:29	7440-41-7	
Cadmium	ND	ug/L	0.20	1	03/10/16 09:00	03/11/16 12:29	7440-43-9	

REPORT OF LABORATORY ANALYSIS

This report shall not be reproduced, except in full,
without the written consent of Pace Analytical Services, Inc.

Pace Analytical®
www.pacelabs.com

Pace Analytical Services, Inc.
Not NELAP Accredited
4860 Blazer Parkway
Dublin, OH 43017
(614)486-5421

Pace Analytical Services, Inc.
7726 Moller Road
Indianapolis, IN 46268
(317)228-3100

ANALYTICAL RESULTS

Project: Bridgeton Landfill 1Q 2016
Pace Project No.: 50139618

Sample: PZ-212-SS **Lab ID: 50139618023** Collected: 03/07/16 10:05 Received: 03/09/16 13:58 Matrix: Water

Parameters	Results	Units	Report Limit	DF	Prepared	Analyzed	CAS No.	Qual
6020 MET ICPMS	Analytical Method: EPA 6020 Preparation Method: EPA 200.2							
Chromium	**5.6**	ug/L	5.0	1	03/10/16 09:00	03/11/16 12:29	7440-47-3	
Copper	ND	ug/L	5.0	1	03/10/16 09:00	03/11/16 12:29	7440-50-8	
Lead	ND	ug/L	5.0	1	03/10/16 09:00	03/11/16 12:29	7439-92-1	
Selenium	ND	ug/L	5.0	1	03/10/16 09:00	03/11/16 12:29	7782-49-2	
Silver	ND	ug/L	5.0	1	03/10/16 09:00	03/11/16 12:29	7440-22-4	
Thallium	ND	ug/L	2.0	1	03/10/16 09:00	03/11/16 12:29	7440-28-0	
Vanadium	ND	ug/L	10.0	1	03/10/16 09:00	03/11/16 12:29	7440-62-2	
7470 Mercury	Analytical Method: EPA 7470 Preparation Method: EPA 7470							
Mercury	ND	ug/L	0.20	1	03/23/16 11:46	03/23/16 19:08	7439-97-6	
8270 MSSV APP IX waters	Analytical Method: EPA 8270 Preparation Method: EPA 3510							
Acenaphthene	ND	ug/L	10.0	1	03/10/16 10:55	03/11/16 17:14	83-32-9	
Acenaphthylene	ND	ug/L	10.0	1	03/10/16 10:55	03/11/16 17:14	208-96-8	
Acetophenone	ND	ug/L	10.0	1	03/10/16 10:55	03/11/16 17:14	98-86-2	
2-Acetylaminofluorene	ND	ug/L	10.0	1	03/10/16 10:55	03/11/16 17:14	53-96-3	
4-Aminobiphenyl	ND	ug/L	10.0	1	03/10/16 10:55	03/11/16 17:14	92-67-1	
Anthracene	ND	ug/L	10.0	1	03/10/16 10:55	03/11/16 17:14	120-12-7	
Benzo(a)anthracene	ND	ug/L	10.0	1	03/10/16 10:55	03/11/16 17:14	56-55-3	
Benzo(a)pyrene	ND	ug/L	10.0	1	03/10/16 10:55	03/11/16 17:14	50-32-8	
Benzo(b)fluoranthene	ND	ug/L	10.0	1	03/10/16 10:55	03/11/16 17:14	205-99-2	
Benzo(g,h,i)perylene	ND	ug/L	10.0	1	03/10/16 10:55	03/11/16 17:14	191-24-2	
Benzo(k)fluoranthene	ND	ug/L	10.0	1	03/10/16 10:55	03/11/16 17:14	207-08-9	
Benzyl alcohol	ND	ug/L	10.0	1	03/10/16 10:55	03/11/16 17:14	100-51-6	
4-Bromophenylphenyl ether	ND	ug/L	10.0	1	03/10/16 10:55	03/11/16 17:14	101-55-3	
Butylbenzylphthalate	ND	ug/L	10.0	1	03/10/16 10:55	03/11/16 17:14	85-68-7	
4-Chloro-3-methylphenol	ND	ug/L	10.0	1	03/10/16 10:55	03/11/16 17:14	59-50-7	
4-Chloroaniline	ND	ug/L	10.0	1	03/10/16 10:55	03/11/16 17:14	106-47-8	
Chlorobenzilate	ND	ug/L	10.0	1	03/10/16 10:55	03/11/16 17:14	510-15-6	
bis(2-Chloroethoxy)methane	ND	ug/L	10.0	1	03/10/16 10:55	03/11/16 17:14	111-91-1	
bis(2-Chloroethyl) ether	ND	ug/L	10.0	1	03/10/16 10:55	03/11/16 17:14	111-44-4	
bis(2-Chloroisopropyl) ether	ND	ug/L	10.0	1	03/10/16 10:55	03/11/16 17:14	108-60-1	
2-Chloronaphthalene	ND	ug/L	10.0	1	03/10/16 10:55	03/11/16 17:14	91-58-7	
2-Chlorophenol	ND	ug/L	10.0	1	03/10/16 10:55	03/11/16 17:14	95-57-8	
4-Chlorophenylphenyl ether	ND	ug/L	10.0	1	03/10/16 10:55	03/11/16 17:14	7005-72-3	
Chrysene	ND	ug/L	10.0	1	03/10/16 10:55	03/11/16 17:14	218-01-9	
Dialiate	ND	ug/L	10.0	1	03/10/16 10:55	03/11/16 17:14	2303-16-4	
Dibenz(a,h)anthracene	ND	ug/L	10.0	1	03/10/16 10:55	03/11/16 17:14	53-70-3	
Dibenzofuran	ND	ug/L	10.0	1	03/10/16 10:55	03/11/16 17:14	132-64-9	
3,3'-Dichlorobenzidine	ND	ug/L	20.0	1	03/10/16 10:55	03/11/16 17:14	91-94-1	
2,4-Dichlorophenol	ND	ug/L	10.0	1	03/10/16 10:55	03/11/16 17:14	120-83-2	
2,6-Dichlorophenol	ND	ug/L	10.0	1	03/10/16 10:55	03/11/16 17:14	87-65-0	
Diethylphthalate	ND	ug/L	10.0	1	03/10/16 10:55	03/11/16 17:14	84-66-2	
Dimethoate	ND	ug/L	10.0	1	03/10/16 10:55	03/11/16 17:14	60-51-5	
P-Dimethylaminoazobenzene	ND	ug/L	10.0	1	03/10/16 10:55	03/11/16 17:14	60-11-7	
7,12-Dimethylbenz(a)anthracene	ND	ug/L	20.0	1	03/10/16 10:55	03/11/16 17:14	57-97-6	

This report shall not be reproduced, except in full,
without the written consent of Pace Analytical Services, Inc..

Pace Analytical®
www.pacelabs.com

Pace Analytical Services, Inc.
Not NELAP Accredited
4860 Blazer Parkway
Dublin, OH 43017
(614)486-5421

Pace Analytical Services, Inc.
7726 Moller Road
Indianapolis, IN 46268
(317)228-3100

ANALYTICAL RESULTS

Project: Bridgeton Landfill 1Q 2016
Pace Project No.: 50139618

Sample: PZ-212-SS Lab ID: 50139618023 Collected: 03/07/16 10:05 Received: 03/09/16 13:58 Matrix: Water

Parameters	Results	Units	Report Limit	DF	Prepared	Analyzed	CAS No.	Qual
8270 MSSV APP IX waters	Analytical Method: EPA 8270 Preparation Method: EPA 3510							
3,3'-Dimethylbenzidine	ND	ug/L	20.0	1	03/10/16 10:55	03/11/16 17:14	119-93-7	
2,4-Dimethylphenol	ND	ug/L	10.0	1	03/10/16 10:55	03/11/16 17:14	105-67-9	
Dimethylphthalate	ND	ug/L	10.0	1	03/10/16 10:55	03/11/16 17:14	131-11-3	
Di-n-butylphthalate	ND	ug/L	10.0	1	03/10/16 10:55	03/11/16 17:14	84-74-2	
4,6-Dinitro-2-methylphenol	ND	ug/L	50.0	1	03/10/16 10:55	03/11/16 17:14	534-52-1	
1,3-Dinitrobenzene	ND	ug/L	50.0	1	03/10/16 10:55	03/11/16 17:14	99-65-0	
1,4-Dinitrobenzene	ND	ug/L	10.0	1	03/10/16 10:55	03/11/16 17:14	100-25-4	
2,4-Dinitrophenol	ND	ug/L	50.0	1	03/10/16 10:55	03/11/16 17:14	51-28-5	
2,4-Dinitrotoluene	ND	ug/L	10.0	1	03/10/16 10:55	03/11/16 17:14	121-14-2	
2,6-Dinitrotoluene	ND	ug/L	10.0	1	03/10/16 10:55	03/11/16 17:14	606-20-2	
Di-n-octylphthalate	ND	ug/L	10.0	1	03/10/16 10:55	03/11/16 17:14	117-84-0	
Dinoseb	ND	ug/L	10.0	1	03/10/16 10:55	03/11/16 17:14	88-85-7	
Diphenylamine	ND	ug/L	10.0	1	03/10/16 10:55	03/11/16 17:14	122-39-4	
Disulfoton	ND	ug/L	10.0	1	03/10/16 10:55	03/11/16 17:14	298-04-4	
bis(2-Ethylhexyl)phthalate	ND	ug/L	10.0	1	03/10/16 10:55	03/11/16 17:14	117-81-7	
Ethyl methanesulfonate	ND	ug/L	10.0	1	03/10/16 10:55	03/11/16 17:14	62-50-0	
Famphur	ND	ug/L	200	1	03/10/16 10:55	03/11/16 17:14	52-85-7	
Fluoranthene	ND	ug/L	10.0	1	03/10/16 10:55	03/11/16 17:14	206-44-0	
Fluorene	ND	ug/L	10.0	1	03/10/16 10:55	03/11/16 17:14	86-73-7	
Hexachloro-1,3-butadiene	ND	ug/L	10.0	1	03/10/16 10:55	03/11/16 17:14	87-68-3	
Hexachlorobenzene	ND	ug/L	10.0	1	03/10/16 10:55	03/11/16 17:14	118-74-1	
Hexachlorocyclopentadiene	ND	ug/L	10.0	1	03/10/16 10:55	03/11/16 17:14	77-47-4	
Hexachloroethane	ND	ug/L	10.0	1	03/10/16 10:55	03/11/16 17:14	67-72-1	
Hexachlorophene	ND	ug/L	200	1	03/10/16 10:55	03/11/16 17:14	70-30-4	
Hexachloropropene	ND	ug/L	10.0	1	03/10/16 10:55	03/11/16 17:14	1888-71-7	
Indeno(1,2,3-cd)pyrene	ND	ug/L	10.0	1	03/10/16 10:55	03/11/16 17:14	193-39-5	
Isodrin	ND	ug/L	10.0	1	03/10/16 10:55	03/11/16 17:14	465-73-6	
Isophorone	ND	ug/L	10.0	1	03/10/16 10:55	03/11/16 17:14	78-59-1	
Isosafrole	ND	ug/L	10.0	1	03/10/16 10:55	03/11/16 17:14	120-58-1	
Kepone	ND	ug/L	200	1	03/10/16 10:55	03/11/16 17:14	143-50-0	
Methapyrilene	ND	ug/L	10.0	1	03/10/16 10:55	03/11/16 17:14	91-80-5	
3-Methylcholanthrene	ND	ug/L	10.0	1	03/10/16 10:55	03/11/16 17:14	56-49-5	
Methyl methanesulfonate	ND	ug/L	10.0	1	03/10/16 10:55	03/11/16 17:14	66-27-3	
2-Methylnaphthalene	ND	ug/L	10.0	1	03/10/16 10:55	03/11/16 17:14	91-57-6	
Methyl parathion	ND	ug/L	10.0	1	03/10/16 10:55	03/11/16 17:14	298-00-0	
2-Methylphenol(o-Cresol)	ND	ug/L	10.0	1	03/10/16 10:55	03/11/16 17:14	95-48-7	
3&4-Methylphenol(m&p Cresol)	ND	ug/L	10.0	1	03/10/16 10:55	03/11/16 17:14		
1-Naphthalenamine	ND	ug/L	50.0	1	03/10/16 10:55	03/11/16 17:14	134-32-7	
2-Naphthalenamine	ND	ug/L	10.0	1	03/10/16 10:55	03/11/16 17:14	91-59-8	
Naphthalene	ND	ug/L	10.0	1	03/10/16 10:55	03/11/16 17:14	91-20-3	
1,4-Naphthoquinone	ND	ug/L	50.0	1	03/10/16 10:55	03/11/16 17:14	130-15-4	
2-Nitroaniline	ND	ug/L	50.0	1	03/10/16 10:55	03/11/16 17:14	88-74-4	
3-Nitroaniline	ND	ug/L	50.0	1	03/10/16 10:55	03/11/16 17:14	99-09-2	
4-Nitroaniline	ND	ug/L	50.0	1	03/10/16 10:55	03/11/16 17:14	100-01-6	
Nitrobenzene	ND	ug/L	10.0	1	03/10/16 10:55	03/11/16 17:14	98-95-3	
2-Nitrophenol	ND	ug/L	10.0	1	03/10/16 10:55	03/11/16 17:14	88-75-5	
4-Nitrophenol	ND	ug/L	50.0	1	03/10/16 10:55	03/11/16 17:14	100-02-7	

REPORT OF LABORATORY ANALYSIS

This report shall not be reproduced, except in full,
without the written consent of Pace Analytical Services, Inc..

Pace Analytical Services, Inc.
Not NELAP Accredited
4860 Blazer Parkway
Dublin, OH 43017
(614)486-5421

Pace Analytical Services, Inc.
7726 Moller Road
Indianapolis, IN 46268
(317)228-3100

ANALYTICAL RESULTS

Project: Bridgeton Landfill 1Q 2016
Pace Project No.: 50139618

Sample: PZ-212-SS **Lab ID: 50139618023** Collected: 03/07/16 10:05 Received: 03/09/16 13:58 Matrix: Water

Parameters	Results	Units	Report Limit	DF	Prepared	Analyzed	CAS No.	Qual
8270 MSSV APP IX waters	Analytical Method: EPA 8270 Preparation Method: EPA 3510							
5-Nitro-o-toluidine	ND	ug/L	10.0	1	03/10/16 10:55	03/11/16 17:14	99-55-8	
N-Nitrosodiethylamine	ND	ug/L	10.0	1	03/10/16 10:55	03/11/16 17:14	55-18-5	
N-Nitrosodimethylamine	ND	ug/L	10.0	1	03/10/16 10:55	03/11/16 17:14	62-75-9	
N-Nitroso-di-n-butylamine	ND	ug/L	10.0	1	03/10/16 10:55	03/11/16 17:14	924-16-3	
N-Nitroso-di-n-propylamine	ND	ug/L	50.0	1	03/10/16 10:55	03/11/16 17:14	621-64-7	
N-Nitrosomethylethylamine	ND	ug/L	10.0	1	03/10/16 10:55	03/11/16 17:14	10595-95-6	
N-Nitrosomorpholine	ND	ug/L	10.0	1	03/10/16 10:55	03/11/16 17:14	59-89-2	
N-Nitrosopiperidine	ND	ug/L	10.0	1	03/10/16 10:55	03/11/16 17:14	100-75-4	
N-Nitrosopyrrolidine	ND	ug/L	10.0	1	03/10/16 10:55	03/11/16 17:14	930-55-2	
O,O,O-Triethylphosphorothioate	ND	ug/L	10.0	1	03/10/16 10:55	03/11/16 17:14	126-68-1	
Parathion (Ethyl parathion)	ND	ug/L	10.0	1	03/10/16 10:55	03/11/16 17:14	56-38-2	
Pentachlorobenzene	ND	ug/L	10.0	1	03/10/16 10:55	03/11/16 17:14	608-93-5	
Pentachloronitrobenzene	ND	ug/L	10.0	1	03/10/16 10:55	03/11/16 17:14	82-68-8	
Pentachlorophenol	ND	ug/L	50.0	1	03/10/16 10:55	03/11/16 17:14	87-86-5	
Phenacetin	ND	ug/L	10.0	1	03/10/16 10:55	03/11/16 17:14	62-44-2	
Phenanthrene	ND	ug/L	10.0	1	03/10/16 10:55	03/11/16 17:14	85-01-8	
Phenol	ND	ug/L	10.0	1	03/10/16 10:55	03/11/16 17:14	108-95-2	
p-Phenylenediamine	ND	ug/L	20.0	1	03/10/16 10:55	03/11/16 17:14	106-50-3	
Phorate	ND	ug/L	10.0	1	03/10/16 10:55	03/11/16 17:14	298-02-2	
Pronamide	ND	ug/L	10.0	1	03/10/16 10:55	03/11/16 17:14	23950-58-5	
Pyrene	ND	ug/L	10.0	1	03/10/16 10:55	03/11/16 17:14	129-00-0	
Safrole	ND	ug/L	10.0	1	03/10/16 10:55	03/11/16 17:14	94-59-7	
1,2,4,5-Tetrachlorobenzene	ND	ug/L	10.0	1	03/10/16 10:55	03/11/16 17:14	95-94-3	
2,3,4,6-Tetrachlorophenol	ND	ug/L	10.0	1	03/10/16 10:55	03/11/16 17:14	58-90-2	
Thionazin	ND	ug/L	10.0	1	03/10/16 10:55	03/11/16 17:14	297-97-2	
O-Toluidine	ND	ug/L	10.0	1	03/10/16 10:55	03/11/16 17:14	95-53-4	
1,2,4-Trichlorobenzene	ND	ug/L	10.0	1	03/10/16 10:55	03/11/16 17:14	120-82-1	
2,4,5-Trichlorophenol	ND	ug/L	10.0	1	03/10/16 10:55	03/11/16 17:14	95-95-4	
2,4,6-Trichlorophenol	ND	ug/L	10.0	1	03/10/16 10:55	03/11/16 17:14	88-06-2	
1,3,5-Trinitrobenzene	ND	ug/L	20.0	1	03/10/16 10:55	03/11/16 17:14	99-35-4	
Surrogates								
Nitrobenzene-d5 (S)	56	%.	38-124	1	03/10/16 10:55	03/11/16 17:14	4165-60-0	
2-Fluorobiphenyl (S)	44	%.	33-114	1	03/10/16 10:55	03/11/16 17:14	321-60-8	
p-Terphenyl-d14 (S)	42	%.	10-113	1	03/10/16 10:55	03/11/16 17:14	1718-51-0	
Phenol-d5 (S)	23	%.	10-58	1	03/10/16 10:55	03/11/16 17:14	4165-62-2	
2-Fluorophenol (S)	33	%.	11-79	1	03/10/16 10:55	03/11/16 17:14	367-12-4	
2,4,6-Tribromophenol (S)	60	%.	29-158	1	03/10/16 10:55	03/11/16 17:14	118-79-6	
8260 MSV	Analytical Method: EPA 8260							
Acetone	ND	ug/L	10.0	1		03/13/16 16:09	67-64-1	
Acetonitrile	ND	ug/L	100	1		03/13/16 16:09	75-05-8	
Acrolein	ND	ug/L	50.0	1		03/13/16 16:09	107-02-8	
Acrylonitrile	ND	ug/L	100	1		03/13/16 16:09	107-13-1	
Allyl chloride	ND	ug/L	5.0	1		03/13/16 16:09	107-05-1	N2
Benzene	ND	ug/L	5.0	1		03/13/16 16:09	71-43-2	
Bromochloromethane	ND	ug/L	5.0	1		03/13/16 16:09	74-97-5	
Bromodichloromethane	ND	ug/L	5.0	1		03/13/16 16:09	75-27-4	

REPORT OF LABORATORY ANALYSIS

This report shall not be reproduced, except in full,
without the written consent of Pace Analytical Services, Inc..

Pace Analytical®
www.pacelabs.com

Pace Analytical Services, Inc.
Not NELAP Accredited
4860 Blazer Parkway
Dublin, OH 43017
(614)486-5421

Pace Analytical Services, Inc.
7726 Moller Road
Indianapolis, IN 46268
(317)228-3100

ANALYTICAL RESULTS

Project: Bridgeton Landfill 1Q 2016
Pace Project No.: 50139618

Sample: PZ-212-SS **Lab ID: 50139618023** Collected: 03/07/16 10:05 Received: 03/09/16 13:58 Matrix: Water

Parameters	Results	Units	Report Limit	DF	Prepared	Analyzed	CAS No.	Qual
8260 MSV	Analytical Method: EPA 8260							
Bromoform	ND	ug/L	5.0	1		03/13/16 16:09	75-25-2	
Bromomethane	ND	ug/L	10.0	1		03/13/16 16:09	74-83-9	
2-Butanone (MEK)	ND	ug/L	10.0	1		03/13/16 16:09	78-93-3	
n-Butyl chloride	ND	ug/L	5.0	1		03/13/16 16:09	109-69-3	
Carbon disulfide	ND	ug/L	10.0	1		03/13/16 16:09	75-15-0	
Carbon tetrachloride	ND	ug/L	5.0	1		03/13/16 16:09	56-23-5	
Chlorobenzene	ND	ug/L	5.0	1		03/13/16 16:09	108-90-7	
Chloroethane	ND	ug/L	10.0	1		03/13/16 16:09	75-00-3	
Chloroform	ND	ug/L	5.0	1		03/13/16 16:09	67-66-3	
Chloromethane	ND	ug/L	10.0	1		03/13/16 16:09	74-87-3	
Chloroprene	ND	ug/L	100	1		03/13/16 16:09	126-99-8	N2
1,2-Dibromo-3-chloropropane	ND	ug/L	5.0	1		03/13/16 16:09	96-12-8	
Dibromochloromethane	ND	ug/L	5.0	1		03/13/16 16:09	124-48-1	
1,2-Dibromoethane (EDB)	ND	ug/L	5.0	1		03/13/16 16:09	106-93-4	
Dibromomethane	ND	ug/L	10.0	1		03/13/16 16:09	74-95-3	
1,2-Dichlorobenzene	ND	ug/L	5.0	1		03/13/16 16:09	95-50-1	
1,3-Dichlorobenzene	ND	ug/L	5.0	1		03/13/16 16:09	541-73-1	
1,4-Dichlorobenzene	ND	ug/L	5.0	1		03/13/16 16:09	106-46-7	
trans-1,4-Dichloro-2-butene	ND	ug/L	10.0	1		03/13/16 16:09	110-57-6	
Dichlorodifluoromethane	ND	ug/L	5.0	1		03/13/16 16:09	75-71-8	
1,1-Dichloroethane	ND	ug/L	5.0	1		03/13/16 16:09	75-34-3	
1,2-Dichloroethane	ND	ug/L	5.0	1		03/13/16 16:09	107-06-2	
1,1-Dichloroethene	ND	ug/L	5.0	1		03/13/16 16:09	75-35-4	
cis-1,2-Dichloroethene	ND	ug/L	5.0	1		03/13/16 16:09	156-59-2	
trans-1,2-Dichloroethene	ND	ug/L	5.0	1		03/13/16 16:09	156-60-5	
1,2-Dichloropropane	ND	ug/L	5.0	1		03/13/16 16:09	78-87-5	
1,3-Dichloropropane	ND	ug/L	5.0	1		03/13/16 16:09	142-28-9	
2,2-Dichloropropane	ND	ug/L	5.0	1		03/13/16 16:09	594-20-7	
1,1-Dichloropropene	ND	ug/L	5.0	1		03/13/16 16:09	563-58-6	
cis-1,3-Dichloropropene	ND	ug/L	5.0	1		03/13/16 16:09	10061-01-5	
trans-1,3-Dichloropropene	ND	ug/L	5.0	1		03/13/16 16:09	10061-02-6	
Ethylbenzene	ND	ug/L	5.0	1		03/13/16 16:09	100-41-4	
Ethyl methacrylate	ND	ug/L	100	1		03/13/16 16:09	97-63-2	
2-Hexanone	ND	ug/L	10.0	1		03/13/16 16:09	591-78-6	
Iodomethane	ND	ug/L	5.0	1		03/13/16 16:09	74-88-4	
Isobutanol	ND	ug/L	100	1		03/13/16 16:09	78-83-1	N2
Methacrylonitrile	ND	ug/L	100	1		03/13/16 16:09	126-98-7	N2
Methylene Chloride	ND	ug/L	5.0	1		03/13/16 16:09	75-09-2	
Methyl methacrylate	ND	ug/L	100	1		03/13/16 16:09	80-62-6	N2
4-Methyl-2-pentanone (MIBK)	ND	ug/L	10.0	1		03/13/16 16:09	108-10-1	
Propionitrile	ND	ug/L	100	1		03/13/16 16:09	107-12-0	N2
Styrene	ND	ug/L	5.0	1		03/13/16 16:09	100-42-5	
1,1,1,2-Tetrachloroethane	ND	ug/L	5.0	1		03/13/16 16:09	630-20-6	
1,1,2,2-Tetrachloroethane	ND	ug/L	5.0	1		03/13/16 16:09	79-34-5	
Tetrachloroethene	ND	ug/L	5.0	1		03/13/16 16:09	127-18-4	
Toluene	ND	ug/L	5.0	1		03/13/16 16:09	108-88-3	
1,1,1-Trichloroethane	ND	ug/L	5.0	1		03/13/16 16:09	71-55-6	

REPORT OF LABORATORY ANALYSIS

This report shall not be reproduced, except in full,
without the written consent of Pace Analytical Services, Inc..

Pace Analytical
www.pacelabs.com

Pace Analytical Services, Inc.
Not NELAP Accredited
4860 Blazer Parkway
Dublin, OH 43017
(614)486-5421

Pace Analytical Services, Inc.
7726 Moller Road
Indianapolis, IN 46268
(317)228-3100

ANALYTICAL RESULTS

Project: Bridgeton Landfill 1Q 2016
Pace Project No.: 50139618

Sample: PZ-212-SS **Lab ID: 50139618023** Collected: 03/07/16 10:05 Received: 03/09/16 13:58 Matrix: Water

Parameters	Results	Units	Report Limit	DF	Prepared	Analyzed	CAS No.	Qual
8260 MSV	Analytical Method: EPA 8260							
1,1,2-Trichloroethane	ND	ug/L	5.0	1		03/13/16 16:09	79-00-5	
Trichloroethene	ND	ug/L	5.0	1		03/13/16 16:09	79-01-6	
Trichlorofluoromethane	ND	ug/L	10.0	1		03/13/16 16:09	75-69-4	
1,2,3-Trichloropropane	ND	ug/L	5.0	1		03/13/16 16:09	96-18-4	
Vinyl acetate	ND	ug/L	10.0	1		03/13/16 16:09	108-05-4	
Vinyl chloride	ND	ug/L	2.0	1		03/13/16 16:09	75-01-4	
Xylene (Total)	ND	ug/L	5.0	1		03/13/16 16:09	1330-20-7	
Surrogates								
Dibromofluoromethane (S)	92	%.	84-118	1		03/13/16 16:09	1868-53-7	
4-Bromofluorobenzene (S)	99	%.	79-116	1		03/13/16 16:09	460-00-4	
Toluene-d8 (S)	100	%.	86-110	1		03/13/16 16:09	2037-26-5	
2540C Total Dissolved Solids	Analytical Method: SM 2540C							
Total Dissolved Solids	**514**	mg/L	10.0	1		03/12/16 09:26		
410.4 COD	Analytical Method: EPA 410.4 Preparation Method: EPA 410.4							
Chemical Oxygen Demand	ND	mg/L	10.0	1	03/18/16 08:34	03/18/16 11:08		
353.2 Nitrogen, NO2/NO3 pres.	Analytical Method: EPA 353.2							
Nitrogen, NO2 plus NO3	ND	mg/L	0.10	1		03/22/16 10:01		
365.1 Total Phosphorus	Analytical Method: EPA 365.1 Preparation Method: EPA 365.1							
Phosphorus	**0.070**	mg/L	0.050	1	03/15/16 11:25	03/16/16 11:42	7723-14-0	
4500 Ammonia Water	Analytical Method: SM 4500-NH3 G							
Nitrogen, Ammonia	ND	mg/L	0.10	1		03/16/16 10:43	7664-41-7	
5310C TOC	Analytical Method: SM 5310C							
Total Organic Carbon	**1.3**	mg/L	1.0	1		03/21/16 15:54	7440-44-0	

Sample: MW-1204 **Lab ID: 50139618024** Collected: 03/07/16 12:55 Received: 03/09/16 13:58 Matrix: Water

Parameters	Results	Units	Report Limit	DF	Prepared	Analyzed	CAS No.	Qual
Field Data	Analytical Method:							
Field pH	**6.27**	Std. Units		1		03/07/16 12:17		
Field Temperature	**22.0**	deg C		1		03/07/16 12:17		
Field Specific Conductance	**5080**	umhos/cm		1		03/07/16 12:17		
Field Turbidity	**46.94**	NTU		1		03/07/16 12:17		
Total Well Depth	**222.60**	feet		1		03/07/16 12:17		
Elevation Water Level	**471.28**	ft/msl		1		03/07/16 12:17		
Collar Elevation	**485.53**	ft/msl		1		03/07/16 12:17		
Depth to Water	**14.25**	feet		1		03/07/16 12:17		

REPORT OF LABORATORY ANALYSIS

This report shall not be reproduced, except in full,
without the written consent of Pace Analytical Services, Inc..

Pace Analytical
www.pacelabs.com

Pace Analytical Services, Inc.
Not NELAP Accredited
4860 Blazer Parkway
Dublin, OH 43017
(614)486-5421

Pace Analytical Services, Inc.
7726 Moller Road
Indianapolis, IN 46268
(317)228-3100

ANALYTICAL RESULTS

Project: Bridgeton Landfill 1Q 2016
Pace Project No.: 50139618

Sample: MW-1204 Lab ID: 50139618024 Collected: 03/07/16 12:55 Received: 03/09/16 13:58 Matrix: Water

Parameters	Results	Units	Report Limit	DF	Prepared	Analyzed	CAS No.	Qual
300.0 IC Anions 28 Days	Analytical Method: EPA 300.0							
Chloride	**2450**	mg/L	250	1000		03/10/16 22:00	16887-00-6	
Fluoride	ND	mg/L	1.0	10		03/10/16 21:28	16984-48-8	D3
Sulfate	**32.3**	mg/L	2.5	10		03/10/16 21:28	14808-79-8	
6010 MET ICP	Analytical Method: EPA 6010 Preparation Method: EPA 3010							
Barium	**6810**	ug/L	10.0	1	03/11/16 07:47	03/14/16 17:10	7440-39-3	
Boron	**6020**	ug/L	100	1	03/11/16 07:47	03/14/16 17:10	7440-42-8	
Calcium	**1040000**	ug/L	5000	10	03/11/16 07:47	03/14/16 18:14	7440-70-2	
Cobalt	ND	ug/L	5.0	1	03/11/16 07:47	03/14/16 17:10	7440-48-4	
Iron	**55000**	ug/L	50.0	1	03/11/16 07:47	03/14/16 17:10	7439-89-6	
Magnesium	**251000**	ug/L	500	1	03/11/16 07:47	03/14/16 17:10	7439-95-4	
Manganese	**2760**	ug/L	5.0	1	03/11/16 07:47	03/14/16 17:10	7439-96-5	
Nickel	**20.2**	ug/L	10.0	1	03/11/16 07:47	03/14/16 17:10	7440-02-0	
Sodium	**825000**	ug/L	10000	10	03/11/16 07:47	03/14/16 18:14	7440-23-5	
Total Hardness by 2340B	**3620000**	ug/L	10000	10	03/11/16 07:47	03/14/16 18:14		
Zinc	ND	ug/L	20.0	1	03/11/16 07:47	03/14/16 17:10	7440-66-6	
6020 MET ICPMS	Analytical Method: EPA 6020 Preparation Method: EPA 200.2							
Antimony	ND	ug/L	25.0	5	03/10/16 09:00	03/11/16 18:25	7440-36-0	D3
Arsenic	**35.2**	ug/L	25.0	5	03/10/16 09:00	03/11/16 18:25	7440-38-2	
Beryllium	ND	ug/L	10.0	5	03/10/16 09:00	03/11/16 18:25	7440-41-7	D3
Cadmium	ND	ug/L	2.0	10	03/10/16 09:00	03/11/16 13:50	7440-43-9	D3
Chromium	**129**	ug/L	25.0	5	03/10/16 09:00	03/11/16 18:25	7440-47-3	
Copper	ND	ug/L	25.0	5	03/10/16 09:00	03/11/16 18:25	7440-50-8	D3
Lead	ND	ug/L	50.0	10	03/10/16 09:00	03/11/16 13:50	7439-92-1	D3
Selenium	ND	ug/L	25.0	5	03/10/16 09:00	03/11/16 18:25	7782-49-2	D3
Silver	ND	ug/L	25.0	5	03/10/16 09:00	03/11/16 18:25	7440-22-4	D3
Thallium	ND	ug/L	10.0	5	03/10/16 09:00	03/11/16 18:25	7440-28-0	D3
Vanadium	ND	ug/L	50.0	5	03/10/16 09:00	03/11/16 18:25	7440-62-2	D3
7470 Mercury	Analytical Method: EPA 7470 Preparation Method: EPA 7470							
Mercury	ND	ug/L	0.20	1	03/23/16 11:46	03/23/16 19:11	7439-97-6	
8270 MSSV APP IX waters	Analytical Method: EPA 8270 Preparation Method: EPA 3510							
Acenaphthene	ND	ug/L	100	10	03/10/16 10:55	03/17/16 18:53	83-32-9	
Acenaphthylene	ND	ug/L	100	10	03/10/16 10:55	03/17/16 18:53	208-96-8	
Acetophenone	ND	ug/L	100	10	03/10/16 10:55	03/17/16 18:53	98-86-2	
2-Acetylaminofluorene	ND	ug/L	100	10	03/10/16 10:55	03/17/16 18:53	53-96-3	
4-Aminobiphenyl	ND	ug/L	100	10	03/10/16 10:55	03/17/16 18:53	92-67-1	
Anthracene	ND	ug/L	100	10	03/10/16 10:55	03/17/16 18:53	120-12-7	
Benzo(a)anthracene	ND	ug/L	100	10	03/10/16 10:55	03/17/16 18:53	56-55-3	
Benzo(a)pyrene	ND	ug/L	100	10	03/10/16 10:55	03/17/16 18:53	50-32-8	
Benzo(b)fluoranthene	ND	ug/L	100	10	03/10/16 10:55	03/17/16 18:53	205-99-2	
Benzo(g,h,i)perylene	ND	ug/L	100	10	03/10/16 10:55	03/17/16 18:53	191-24-2	
Benzo(k)fluoranthene	ND	ug/L	100	10	03/10/16 10:55	03/17/16 18:53	207-08-9	
Benzyl alcohol	ND	ug/L	100	10	03/10/16 10:55	03/17/16 18:53	100-51-6	

REPORT OF LABORATORY ANALYSIS

This report shall not be reproduced, except in full,
without the written consent of Pace Analytical Services, Inc..

Pace Analytical®
www.pacelabs.com

Pace Analytical Services, Inc.
Not NELAP Accredited
4860 Blazer Parkway
Dublin, OH 43017
(614)486-5421

Pace Analytical Services, Inc.
7726 Moller Road
Indianapolis, IN 46268
(317)228-3100

ANALYTICAL RESULTS

Project: Bridgeton Landfill 1Q 2016
Pace Project No.: 50139618

Sample: MW-1204 **Lab ID: 50139618024** Collected: 03/07/16 12:55 Received: 03/09/16 13:58 Matrix: Water

Parameters	Results	Units	Report Limit	DF	Prepared	Analyzed	CAS No.	Qual
8270 MSSV APP IX waters	Analytical Method: EPA 8270 Preparation Method: EPA 3510							
4-Bromophenylphenyl ether	ND	ug/L	100	10	03/10/16 10:55	03/17/16 18:53	101-55-3	
Butylbenzylphthalate	ND	ug/L	100	10	03/10/16 10:55	03/17/16 18:53	85-68-7	
4-Chloro-3-methylphenol	ND	ug/L	100	10	03/10/16 10:55	03/17/16 18:53	59-50-7	
4-Chloroaniline	ND	ug/L	100	10	03/10/16 10:55	03/17/16 18:53	106-47-8	
Chlorobenzilate	ND	ug/L	100	10	03/10/16 10:55	03/17/16 18:53	510-15-6	
bis(2-Chloroethoxy)methane	ND	ug/L	100	10	03/10/16 10:55	03/17/16 18:53	111-91-1	
bis(2-Chloroethyl) ether	ND	ug/L	100	10	03/10/16 10:55	03/17/16 18:53	111-44-4	D3
bis(2-Chloroisopropyl) ether	ND	ug/L	100	10	03/10/16 10:55	03/17/16 18:53	108-60-1	
2-Chloronaphthalene	ND	ug/L	100	10	03/10/16 10:55	03/17/16 18:53	91-58-7	
2-Chlorophenol	ND	ug/L	100	10	03/10/16 10:55	03/17/16 18:53	95-57-8	
4-Chlorophenylphenyl ether	ND	ug/L	100	10	03/10/16 10:55	03/17/16 18:53	7005-72-3	
Chrysene	ND	ug/L	100	10	03/10/16 10:55	03/17/16 18:53	218-01-9	
Diallate	ND	ug/L	100	10	03/10/16 10:55	03/17/16 18:53	2303-16-4	
Dibenz(a,h)anthracene	ND	ug/L	100	10	03/10/16 10:55	03/17/16 18:53	53-70-3	
Dibenzofuran	ND	ug/L	100	10	03/10/16 10:55	03/17/16 18:53	132-64-9	
3,3'-Dichlorobenzidine	ND	ug/L	200	10	03/10/16 10:55	03/17/16 18:53	91-94-1	
2,4-Dichlorophenol	ND	ug/L	100	10	03/10/16 10:55	03/17/16 18:53	120-83-2	
2,6-Dichlorophenol	ND	ug/L	100	10	03/10/16 10:55	03/17/16 18:53	87-65-0	
Diethylphthalate	ND	ug/L	100	10	03/10/16 10:55	03/17/16 18:53	84-66-2	
Dimethoate	ND	ug/L	100	10	03/10/16 10:55	03/17/16 18:53	60-51-5	
P-Dimethylaminoazobenzene	ND	ug/L	100	10	03/10/16 10:55	03/17/16 18:53	60-11-7	
7,12-Dimethylbenz(a)anthracene	ND	ug/L	200	10	03/10/16 10:55	03/17/16 18:53	57-97-6	
3,3'-Dimethylbenzidine	ND	ug/L	200	10	03/10/16 10:55	03/17/16 18:53	119-93-7	
2,4-Dimethylphenol	ND	ug/L	100	10	03/10/16 10:55	03/17/16 18:53	105-67-9	
Dimethylphthalate	ND	ug/L	100	10	03/10/16 10:55	03/17/16 18:53	131-11-3	
Di-n-butylphthalate	ND	ug/L	100	10	03/10/16 10:55	03/17/16 18:53	84-74-2	
4,6-Dinitro-2-methylphenol	ND	ug/L	500	10	03/10/16 10:55	03/17/16 18:53	534-52-1	
1,3-Dinitrobenzene	ND	ug/L	500	10	03/10/16 10:55	03/17/16 18:53	99-65-0	
1,4-Dinitrobenzene	ND	ug/L	100	10	03/10/16 10:55	03/17/16 18:53	100-25-4	
2,4-Dinitrophenol	ND	ug/L	500	10	03/10/16 10:55	03/17/16 18:53	51-28-5	
2,4-Dinitrotoluene	ND	ug/L	100	10	03/10/16 10:55	03/17/16 18:53	121-14-2	
2,6-Dinitrotoluene	ND	ug/L	100	10	03/10/16 10:55	03/17/16 18:53	606-20-2	
Di-n-octylphthalate	ND	ug/L	100	10	03/10/16 10:55	03/17/16 18:53	117-84-0	
Dinoseb	ND	ug/L	100	10	03/10/16 10:55	03/17/16 18:53	88-85-7	
Diphenylamine	ND	ug/L	100	10	03/10/16 10:55	03/17/16 18:53	122-39-4	
Disulfoton	ND	ug/L	100	10	03/10/16 10:55	03/17/16 18:53	298-04-4	
bis(2-Ethylhexyl)phthalate	ND	ug/L	100	10	03/10/16 10:55	03/17/16 18:53	117-81-7	
Ethyl methanesulfonate	ND	ug/L	100	10	03/10/16 10:55	03/17/16 18:53	62-50-0	
Famphur	ND	ug/L	2000	10	03/10/16 10:55	03/17/16 18:53	52-85-7	
Fluoranthene	ND	ug/L	100	10	03/10/16 10:55	03/17/16 18:53	206-44-0	
Fluorene	ND	ug/L	100	10	03/10/16 10:55	03/17/16 18:53	86-73-7	
Hexachloro-1,3-butadiene	ND	ug/L	100	10	03/10/16 10:55	03/17/16 18:53	87-68-3	
Hexachlorobenzene	ND	ug/L	100	10	03/10/16 10:55	03/17/16 18:53	118-74-1	
Hexachlorocyclopentadiene	ND	ug/L	100	10	03/10/16 10:55	03/17/16 18:53	77-47-4	
Hexachloroethane	ND	ug/L	100	10	03/10/16 10:55	03/17/16 18:53	67-72-1	
Hexachlorophene	ND	ug/L	2000	10	03/10/16 10:55	03/17/16 18:53	70-30-4	
Hexachloropropene	ND	ug/L	100	10	03/10/16 10:55	03/17/16 18:53	1888-71-7	

REPORT OF LABORATORY ANALYSIS

This report shall not be reproduced, except in full,
without the written consent of Pace Analytical Services, Inc..

Pace Analytical®
www.pacelabs.com

Pace Analytical Services, Inc.
Not NELAP Accredited
4860 Blazer Parkway
Dublin, OH 43017
(614)486-5421

Pace Analytical Services, Inc.
7726 Moller Road
Indianapolis, IN 46268
(317)228-3100

ANALYTICAL RESULTS

Project: Bridgeton Landfill 1Q 2016
Pace Project No.: 50139618

Sample: MW-1204 **Lab ID: 50139618024** Collected: 03/07/16 12:55 Received: 03/09/16 13:58 Matrix: Water

Parameters	Results	Units	Report Limit	DF	Prepared	Analyzed	CAS No.	Qual
8270 MSSV APP IX waters	Analytical Method: EPA 8270 Preparation Method: EPA 3510							
Indeno(1,2,3-cd)pyrene	ND	ug/L	100	10	03/10/16 10:55	03/17/16 18:53	193-39-5	
Isodrin	ND	ug/L	100	10	03/10/16 10:55	03/17/16 18:53	465-73-6	
Isophorone	ND	ug/L	100	10	03/10/16 10:55	03/17/16 18:53	78-59-1	
Isosafrole	ND	ug/L	100	10	03/10/16 10:55	03/17/16 18:53	120-58-1	
Kepone	ND	ug/L	2000	10	03/10/16 10:55	03/17/16 18:53	143-50-0	
Methapyrilene	ND	ug/L	100	10	03/10/16 10:55	03/17/16 18:53	91-80-5	
3-Methylcholanthrene	ND	ug/L	100	10	03/10/16 10:55	03/17/16 18:53	56-49-5	
Methyl methanesulfonate	ND	ug/L	100	10	03/10/16 10:55	03/17/16 18:53	66-27-3	
2-Methylnaphthalene	ND	ug/L	100	10	03/10/16 10:55	03/17/16 18:53	91-57-6	
Methyl parathion	ND	ug/L	100	10	03/10/16 10:55	03/17/16 18:53	298-00-0	
2-Methylphenol(o-Cresol)	ND	ug/L	100	10	03/10/16 10:55	03/17/16 18:53	95-48-7	
3&4-Methylphenol(m&p Cresol)	**2490**	ug/L	500	50	03/10/16 10:55	03/18/16 12:48		
1-Naphthalenamine	ND	ug/L	500	10	03/10/16 10:55	03/17/16 18:53	134-32-7	
2-Naphthalenamine	ND	ug/L	100	10	03/10/16 10:55	03/17/16 18:53	91-59-8	
Naphthalene	ND	ug/L	100	10	03/10/16 10:55	03/17/16 18:53	91-20-3	
1,4-Naphthoquinone	ND	ug/L	500	10	03/10/16 10:55	03/17/16 18:53	130-15-4	
2-Nitroaniline	ND	ug/L	500	10	03/10/16 10:55	03/17/16 18:53	88-74-4	
3-Nitroaniline	ND	ug/L	500	10	03/10/16 10:55	03/17/16 18:53	99-09-2	
4-Nitroaniline	ND	ug/L	500	10	03/10/16 10:55	03/17/16 18:53	100-01-6	
Nitrobenzene	ND	ug/L	100	10	03/10/16 10:55	03/17/16 18:53	98-95-3	
2-Nitrophenol	ND	ug/L	100	10	03/10/16 10:55	03/17/16 18:53	88-75-5	
4-Nitrophenol	ND	ug/L	500	10	03/10/16 10:55	03/17/16 18:53	100-02-7	
5-Nitro-o-toluidine	ND	ug/L	100	10	03/10/16 10:55	03/17/16 18:53	99-55-8	
N-Nitrosodiethylamine	ND	ug/L	100	10	03/10/16 10:55	03/17/16 18:53	55-18-5	
N-Nitrosodimethylamine	ND	ug/L	100	10	03/10/16 10:55	03/17/16 18:53	62-75-9	
N-Nitroso-di-n-butylamine	ND	ug/L	100	10	03/10/16 10:55	03/17/16 18:53	924-16-3	
N-Nitroso-di-n-propylamine	ND	ug/L	500	10	03/10/16 10:55	03/17/16 18:53	621-64-7	
N-Nitrosomethylethylamine	ND	ug/L	100	10	03/10/16 10:55	03/17/16 18:53	10595-95-6	
N-Nitrosomorpholine	ND	ug/L	100	10	03/10/16 10:55	03/17/16 18:53	59-89-2	
N-Nitrosopiperidine	ND	ug/L	100	10	03/10/16 10:55	03/17/16 18:53	100-75-4	
N-Nitrosopyrrolidine	ND	ug/L	100	10	03/10/16 10:55	03/17/16 18:53	930-55-2	
O,O,O-Triethylphosphorothioate	ND	ug/L	100	10	03/10/16 10:55	03/17/16 18:53	126-68-1	
Parathion (Ethyl parathion)	ND	ug/L	100	10	03/10/16 10:55	03/17/16 18:53	56-38-2	
Pentachlorobenzene	ND	ug/L	100	10	03/10/16 10:55	03/17/16 18:53	608-93-5	
Pentachloronitrobenzene	ND	ug/L	100	10	03/10/16 10:55	03/17/16 18:53	82-68-8	
Pentachlorophenol	ND	ug/L	500	10	03/10/16 10:55	03/17/16 18:53	87-86-5	
Phenacetin	ND	ug/L	100	10	03/10/16 10:55	03/17/16 18:53	62-44-2	
Phenanthrene	ND	ug/L	100	10	03/10/16 10:55	03/17/16 18:53	85-01-8	
Phenol	**1580**	ug/L	500	50	03/10/16 10:55	03/18/16 12:48	108-95-2	
p-Phenylenediamine	ND	ug/L	200	10	03/10/16 10:55	03/17/16 18:53	106-50-3	
Phorate	ND	ug/L	100	10	03/10/16 10:55	03/17/16 18:53	298-02-2	
Pronamide	ND	ug/L	100	10	03/10/16 10:55	03/17/16 18:53	23950-58-5	
Pyrene	ND	ug/L	100	10	03/10/16 10:55	03/17/16 18:53	129-00-0	
Safrole	ND	ug/L	100	10	03/10/16 10:55	03/17/16 18:53	94-59-7	
1,2,4,5-Tetrachlorobenzene	ND	ug/L	100	10	03/10/16 10:55	03/17/16 18:53	95-94-3	
2,3,4,6-Tetrachlorophenol	ND	ug/L	100	10	03/10/16 10:55	03/17/16 18:53	58-90-2	
Thionazin	ND	ug/L	100	10	03/10/16 10:55	03/17/16 18:53	297-97-2	

This report shall not be reproduced, except in full,
without the written consent of Pace Analytical Services, Inc..

Pace Analytical®
www.pacelabs.com

Pace Analytical Services, Inc.
Not NELAP Accredited
4860 Blazer Parkway
Dublin, OH 43017
(614)486-5421

Pace Analytical Services, Inc.
7726 Moller Road
Indianapolis, IN 46268
(317)228-3100

ANALYTICAL RESULTS

Project: Bridgeton Landfill 1Q 2016
Pace Project No.: 50139618

Sample: MW-1204 **Lab ID: 50139618024** Collected: 03/07/16 12:55 Received: 03/09/16 13:58 Matrix: Water

Parameters	Results	Units	Report Limit	DF	Prepared	Analyzed	CAS No.	Qual
8270 MSSV APP IX waters	Analytical Method: EPA 8270 Preparation Method: EPA 3510							
O-Toluidine	ND	ug/L	100	10	03/10/16 10:55	03/17/16 18:53	95-53-4	
1,2,4-Trichlorobenzene	ND	ug/L	100	10	03/10/16 10:55	03/17/16 18:53	120-82-1	
2,4,5-Trichlorophenol	ND	ug/L	100	10	03/10/16 10:55	03/17/16 18:53	95-95-4	
2,4,6-Trichlorophenol	ND	ug/L	100	10	03/10/16 10:55	03/17/16 18:53	88-06-2	
1,3,5-Trinitrobenzene	ND	ug/L	200	10	03/10/16 10:55	03/17/16 18:53	99-35-4	
Surrogates								
Nitrobenzene-d5 (S)	88	%.	38-124	10	03/10/16 10:55	03/17/16 18:53	4165-60-0	
2-Fluorobiphenyl (S)	48	%.	33-114	10	03/10/16 10:55	03/17/16 18:53	321-60-8	
p-Terphenyl-d14 (S)	14	%.	10-113	10	03/10/16 10:55	03/17/16 18:53	1718-51-0	
Phenol-d5 (S)	0	%.	10-58	10	03/10/16 10:55	03/17/16 18:53	4165-62-2	S4
2-Fluorophenol (S)	0	%.	11-79	10	03/10/16 10:55	03/17/16 18:53	367-12-4	S4
2,4,6-Tribromophenol (S)	74	%.	29-158	10	03/10/16 10:55	03/17/16 18:53	118-79-6	
8260 MSV	Analytical Method: EPA 8260							
Acetone	**10600**	ug/L	250	25		03/14/16 13:31	67-64-1	
Acetonitrile	ND	ug/L	500	5		03/14/16 12:25	75-05-8	
Acrolein	ND	ug/L	250	5		03/14/16 12:25	107-02-8	
Acrylonitrile	ND	ug/L	500	5		03/14/16 12:25	107-13-1	
Allyl chloride	ND	ug/L	25.0	5		03/14/16 12:25	107-05-1	N2
Benzene	**27.8**	ug/L	25.0	5		03/14/16 12:25	71-43-2	
Bromochloromethane	ND	ug/L	25.0	5		03/14/16 12:25	74-97-5	
Bromodichloromethane	ND	ug/L	25.0	5		03/14/16 12:25	75-27-4	
Bromoform	ND	ug/L	25.0	5		03/14/16 12:25	75-25-2	
Bromomethane	ND	ug/L	50.0	5		03/14/16 12:25	74-83-9	
2-Butanone (MEK)	**4260**	ug/L	250	25		03/14/16 13:31	78-93-3	
Carbon disulfide	ND	ug/L	50.0	5		03/14/16 12:25	75-15-0	
Carbon tetrachloride	ND	ug/L	25.0	5		03/14/16 12:25	56-23-5	
Chlorobenzene	ND	ug/L	25.0	5		03/14/16 12:25	108-90-7	
Chloroethane	ND	ug/L	50.0	5		03/14/16 12:25	75-00-3	
Chloroform	ND	ug/L	25.0	5		03/14/16 12:25	67-66-3	
Chloromethane	ND	ug/L	50.0	5		03/14/16 12:25	74-87-3	
Chloroprene	ND	ug/L	500	5		03/14/16 12:25	126-99-8	N2
1,2-Dibromo-3-chloropropane	ND	ug/L	25.0	5		03/14/16 12:25	96-12-8	
Dibromochloromethane	ND	ug/L	25.0	5		03/14/16 12:25	124-48-1	
1,2-Dibromoethane (EDB)	ND	ug/L	25.0	5		03/14/16 12:25	106-93-4	
Dibromomethane	ND	ug/L	50.0	5		03/14/16 12:25	74-95-3	
1,2-Dichlorobenzene	ND	ug/L	25.0	5		03/14/16 12:25	95-50-1	
1,3-Dichlorobenzene	ND	ug/L	25.0	5		03/14/16 12:25	541-73-1	
1,4-Dichlorobenzene	ND	ug/L	25.0	5		03/14/16 12:25	106-46-7	
trans-1,4-Dichloro-2-butene	ND	ug/L	50.0	5		03/14/16 12:25	110-57-6	
Dichlorodifluoromethane	ND	ug/L	25.0	5		03/14/16 12:25	75-71-8	
1,1-Dichloroethane	ND	ug/L	25.0	5		03/14/16 12:25	75-34-3	
1,2-Dichloroethane	ND	ug/L	25.0	5		03/14/16 12:25	107-06-2	
1,1-Dichloroethene	ND	ug/L	25.0	5		03/14/16 12:25	75-35-4	
cis-1,2-Dichloroethene	ND	ug/L	25.0	5		03/14/16 12:25	156-59-2	
trans-1,2-Dichloroethene	ND	ug/L	25.0	5		03/14/16 12:25	156-60-5	
1,2-Dichloropropane	ND	ug/L	25.0	5		03/14/16 12:25	78-87-5	

REPORT OF LABORATORY ANALYSIS

This report shall not be reproduced, except in full,
without the written consent of Pace Analytical Services, Inc..

Pace Analytical®
www.pacelabs.com

Pace Analytical Services, Inc.
Not NELAP Accredited
4860 Blazer Parkway
Dublin, OH 43017
(614)486-5421

Pace Analytical Services, Inc.
7726 Moller Road
Indianapolis, IN 46268
(317)228-3100

ANALYTICAL RESULTS

Project: Bridgeton Landfill 1Q 2016
Pace Project No.: 50139618

Sample: MW-1204 **Lab ID: 50139618024** Collected: 03/07/16 12:55 Received: 03/09/16 13:58 Matrix: Water

Parameters	Results	Units	Report Limit	DF	Prepared	Analyzed	CAS No.	Qual
8260 MSV	Analytical Method: EPA 8260							
1,3-Dichloropropane	ND	ug/L	25.0	5		03/14/16 12:25	142-28-9	
2,2-Dichloropropane	ND	ug/L	25.0	5		03/14/16 12:25	594-20-7	
1,1-Dichloropropene	ND	ug/L	25.0	5		03/14/16 12:25	563-58-6	
cis-1,3-Dichloropropene	ND	ug/L	25.0	5		03/14/16 12:25	10061-01-5	
trans-1,3-Dichloropropene	ND	ug/L	25.0	5		03/14/16 12:25	10061-02-6	
Ethylbenzene	ND	ug/L	25.0	5		03/14/16 12:25	100-41-4	
Ethyl methacrylate	ND	ug/L	500	5		03/14/16 12:25	97-63-2	
2-Hexanone	**69.2**	ug/L	50.0	5		03/14/16 12:25	591-78-6	
Iodomethane	ND	ug/L	25.0	5		03/14/16 12:25	74-88-4	
Isobutanol	ND	ug/L	500	5		03/14/16 12:25	78-83-1	N2
Methacrylonitrile	ND	ug/L	500	5		03/14/16 12:25	126-98-7	N2
Methylene Chloride	ND	ug/L	25.0	5		03/14/16 12:25	75-09-2	
Methyl methacrylate	ND	ug/L	500	5		03/14/16 12:25	80-62-6	N2
4-Methyl-2-pentanone (MIBK)	**110**	ug/L	50.0	5		03/14/16 12:25	108-10-1	
Propionitrile	ND	ug/L	500	5		03/14/16 12:25	107-12-0	N2
Styrene	ND	ug/L	25.0	5		03/14/16 12:25	100-42-5	
1,1,1,2-Tetrachloroethane	ND	ug/L	25.0	5		03/14/16 12:25	630-20-6	
1,1,2,2-Tetrachloroethane	ND	ug/L	25.0	5		03/14/16 12:25	79-34-5	
Tetrachloroethene	ND	ug/L	25.0	5		03/14/16 12:25	127-18-4	
Toluene	**90.2**	ug/L	25.0	5		03/14/16 12:25	108-88-3	
1,1,1-Trichloroethane	ND	ug/L	25.0	5		03/14/16 12:25	71-55-6	
1,1,2-Trichloroethane	ND	ug/L	25.0	5		03/14/16 12:25	79-00-5	
Trichloroethene	ND	ug/L	25.0	5		03/14/16 12:25	79-01-6	
Trichlorofluoromethane	ND	ug/L	50.0	5		03/14/16 12:25	75-69-4	
1,2,3-Trichloropropane	ND	ug/L	25.0	5		03/14/16 12:25	96-18-4	
Vinyl acetate	ND	ug/L	50.0	5		03/14/16 12:25	108-05-4	
Vinyl chloride	ND	ug/L	10.0	5		03/14/16 12:25	75-01-4	
Xylene (Total)	ND	ug/L	25.0	5		03/14/16 12:25	1330-20-7	
Surrogates								
Dibromofluoromethane (S)	101	%.	84-118	5		03/14/16 12:25	1868-53-7	D4
4-Bromofluorobenzene (S)	98	%.	79-116	5		03/14/16 12:25	460-00-4	
Toluene-d8 (S)	101	%.	86-110	5		03/14/16 12:25	2037-26-5	
2540C Total Dissolved Solids	Analytical Method: SM 2540C							
Total Dissolved Solids	**10300**	mg/L	66.7	1		03/12/16 09:26		
410.4 COD	Analytical Method: EPA 410.4 Preparation Method: EPA 410.4							
Chemical Oxygen Demand	**8360**	mg/L	100	1	03/22/16 08:37	03/22/16 11:06		
353.2 Nitrogen, NO2/NO3 pres.	Analytical Method: EPA 353.2							
Nitrogen, NO2 plus NO3	ND	mg/L	1.0	10		03/22/16 10:02		D3
365.1 Total Phosphorus	Analytical Method: EPA 365.1 Preparation Method: EPA 365.1							
Phosphorus	**2.4**	mg/L	1.0	10	03/15/16 11:25	03/16/16 11:42	7723-14-0	

REPORT OF LABORATORY ANALYSIS

This report shall not be reproduced, except in full,
without the written consent of Pace Analytical Services, Inc..

Pace Analytical®
www.pacelabs.com

Pace Analytical Services, Inc.
Not NELAP Accredited
4860 Blazer Parkway
Dublin, OH 43017
(614)486-5421

Pace Analytical Services, Inc.
7726 Moller Road
Indianapolis, IN 46268
(317)228-3100

ANALYTICAL RESULTS

Project: Bridgeton Landfill 1Q 2016
Pace Project No.: 50139618

Sample: MW-1204 **Lab ID: 50139618024** Collected: 03/07/16 12:55 Received: 03/09/16 13:58 Matrix: Water

Parameters	Results	Units	Report Limit	DF	Prepared	Analyzed	CAS No.	Qual
4500 Ammonia Water	Analytical Method: SM 4500-NH3 G							
Nitrogen, Ammonia	**158**	mg/L	5.0	50		03/16/16 11:20	7664-41-7	
5310C TOC	Analytical Method: SM 5310C							
Total Organic Carbon	**2530**	mg/L	400	400		03/22/16 13:00	7440-44-0	

Sample: MW-1204 Dup **Lab ID: 50139618025** Collected: 03/07/16 12:55 Received: 03/09/16 13:58 Matrix: Water

Parameters	Results	Units	Report Limit	DF	Prepared	Analyzed	CAS No.	Qual
300.0 IC Anions 28 Days	Analytical Method: EPA 300.0							
Chloride	**2460**	mg/L	250	1000		03/10/16 23:51	16887-00-6	
Fluoride	ND	mg/L	1.0	10		03/10/16 23:19	16984-48-8	D3
Sulfate	**32.8**	mg/L	2.5	10		03/10/16 23:19	14808-79-8	
6010 MET ICP	Analytical Method: EPA 6010 Preparation Method: EPA 3010							
Barium	**6960**	ug/L	10.0	1	03/11/16 07:47	03/14/16 17:13	7440-39-3	
Boron	**6240**	ug/L	100	1	03/11/16 07:47	03/14/16 17:13	7440-42-8	
Calcium	**1040000**	ug/L	5000	10	03/11/16 07:47	03/14/16 18:17	7440-70-2	
Cobalt	ND	ug/L	5.0	1	03/11/16 07:47	03/14/16 17:13	7440-48-4	
Iron	**56200**	ug/L	50.0	1	03/11/16 07:47	03/14/16 17:13	7439-89-6	
Magnesium	**257000**	ug/L	500	1	03/11/16 07:47	03/14/16 17:13	7439-95-4	
Manganese	**2810**	ug/L	5.0	1	03/11/16 07:47	03/14/16 17:13	7439-96-5	
Nickel	**21.6**	ug/L	10.0	1	03/11/16 07:47	03/14/16 17:13	7440-02-0	
Sodium	**842000**	ug/L	10000	10	03/11/16 07:47	03/14/16 18:17	7440-23-5	
Total Hardness by 2340B	**3660000**	ug/L	10000	10	03/11/16 07:47	03/14/16 18:17		
Zinc	ND	ug/L	20.0	1	03/11/16 07:47	03/14/16 17:13	7440-66-6	
6020 MET ICPMS	Analytical Method: EPA 6020 Preparation Method: EPA 200.2							
Antimony	ND	ug/L	25.0	5	03/10/16 09:00	03/11/16 18:29	7440-36-0	D3
Arsenic	**36.1**	ug/L	25.0	5	03/10/16 09:00	03/11/16 18:29	7440-38-2	
Beryllium	ND	ug/L	10.0	5	03/10/16 09:00	03/11/16 18:29	7440-41-7	D3
Cadmium	ND	ug/L	2.0	10	03/10/16 09:00	03/11/16 13:55	7440-43-9	D3
Chromium	**128**	ug/L	25.0	5	03/10/16 09:00	03/11/16 18:29	7440-47-3	
Copper	ND	ug/L	25.0	5	03/10/16 09:00	03/11/16 18:29	7440-50-8	D3
Lead	ND	ug/L	50.0	10	03/10/16 09:00	03/11/16 13:55	7439-92-1	D3
Selenium	ND	ug/L	25.0	5	03/10/16 09:00	03/11/16 18:29	7782-49-2	D3
Silver	ND	ug/L	25.0	5	03/10/16 09:00	03/11/16 18:29	7440-22-4	D3
Thallium	ND	ug/L	10.0	5	03/10/16 09:00	03/11/16 18:29	7440-28-0	D3
Vanadium	ND	ug/L	50.0	5	03/10/16 09:00	03/11/16 18:29	7440-62-2	D3
7470 Mercury	Analytical Method: EPA 7470 Preparation Method: EPA 7470							
Mercury	ND	ug/L	0.20	1	03/23/16 11:46	03/23/16 19:13	7439-97-6	
8270 MSSV APP IX waters	Analytical Method: EPA 8270 Preparation Method: EPA 3510							
Acenaphthene	ND	ug/L	111	10	03/10/16 10:55	03/17/16 19:13	83-32-9	

REPORT OF LABORATORY ANALYSIS

This report shall not be reproduced, except in full,
without the written consent of Pace Analytical Services, Inc..

Pace Analytical®
www.pacelabs.com

Pace Analytical Services, Inc.
Not NELAP Accredited
4860 Blazer Parkway
Dublin, OH 43017
(614)486-5421

Pace Analytical Services, Inc.
7726 Moller Road
Indianapolis, IN 46268
(317)228-3100

ANALYTICAL RESULTS

Project: Bridgeton Landfill 1Q 2016
Pace Project No.: 50139618

Sample: MW-1204 Dup **Lab ID: 50139618025** Collected: 03/07/16 12:55 Received: 03/09/16 13:58 Matrix: Water

Parameters	Results	Units	Report Limit	DF	Prepared	Analyzed	CAS No.	Qual
8270 MSSV APP IX waters	Analytical Method: EPA 8270 Preparation Method: EPA 3510							
Acenaphthylene	ND	ug/L	111	10	03/10/16 10:55	03/17/16 19:13	208-96-8	
Acetophenone	ND	ug/L	111	10	03/10/16 10:55	03/17/16 19:13	98-86-2	
2-Acetylaminofluorene	ND	ug/L	111	10	03/10/16 10:55	03/17/16 19:13	53-96-3	
4-Aminobiphenyl	ND	ug/L	111	10	03/10/16 10:55	03/17/16 19:13	92-67-1	
Anthracene	ND	ug/L	111	10	03/10/16 10:55	03/17/16 19:13	120-12-7	
Benzo(a)anthracene	ND	ug/L	111	10	03/10/16 10:55	03/17/16 19:13	56-55-3	
Benzo(a)pyrene	ND	ug/L	111	10	03/10/16 10:55	03/17/16 19:13	50-32-8	
Benzo(b)fluoranthene	ND	ug/L	111	10	03/10/16 10:55	03/17/16 19:13	205-99-2	
Benzo(g,h,i)perylene	ND	ug/L	111	10	03/10/16 10:55	03/17/16 19:13	191-24-2	
Benzo(k)fluoranthene	ND	ug/L	111	10	03/10/16 10:55	03/17/16 19:13	207-08-9	
Benzyl alcohol	ND	ug/L	111	10	03/10/16 10:55	03/17/16 19:13	100-51-6	
4-Bromophenylphenyl ether	ND	ug/L	111	10	03/10/16 10:55	03/17/16 19:13	101-55-3	
Butylbenzylphthalate	ND	ug/L	111	10	03/10/16 10:55	03/17/16 19:13	85-68-7	
4-Chloro-3-methylphenol	ND	ug/L	111	10	03/10/16 10:55	03/17/16 19:13	59-50-7	
4-Chloroaniline	ND	ug/L	111	10	03/10/16 10:55	03/17/16 19:13	106-47-8	
Chlorobenzilate	ND	ug/L	111	10	03/10/16 10:55	03/17/16 19:13	510-15-6	
bis(2-Chloroethoxy)methane	ND	ug/L	111	10	03/10/16 10:55	03/17/16 19:13	111-91-1	
bis(2-Chloroethyl) ether	ND	ug/L	111	10	03/10/16 10:55	03/17/16 19:13	111-44-4	D3
bis(2-Chloroisopropyl) ether	ND	ug/L	111	10	03/10/16 10:55	03/17/16 19:13	108-60-1	
2-Chloronaphthalene	ND	ug/L	111	10	03/10/16 10:55	03/17/16 19:13	91-58-7	
2-Chlorophenol	ND	ug/L	111	10	03/10/16 10:55	03/17/16 19:13	95-57-8	
4-Chlorophenylphenyl ether	ND	ug/L	111	10	03/10/16 10:55	03/17/16 19:13	7005-72-3	
Chrysene	ND	ug/L	111	10	03/10/16 10:55	03/17/16 19:13	218-01-9	
Diallate	ND	ug/L	111	10	03/10/16 10:55	03/17/16 19:13	2303-16-4	
Dibenz(a,h)anthracene	ND	ug/L	111	10	03/10/16 10:55	03/17/16 19:13	53-70-3	
Dibenzofuran	ND	ug/L	111	10	03/10/16 10:55	03/17/16 19:13	132-64-9	
3,3'-Dichlorobenzidine	ND	ug/L	222	10	03/10/16 10:55	03/17/16 19:13	91-94-1	
2,4-Dichlorophenol	ND	ug/L	111	10	03/10/16 10:55	03/17/16 19:13	120-83-2	
2,6-Dichlorophenol	ND	ug/L	111	10	03/10/16 10:55	03/17/16 19:13	87-65-0	
Diethylphthalate	ND	ug/L	111	10	03/10/16 10:55	03/17/16 19:13	84-66-2	
Dimethoate	ND	ug/L	111	10	03/10/16 10:55	03/17/16 19:13	60-51-5	
P-Dimethylaminoazobenzene	ND	ug/L	111	10	03/10/16 10:55	03/17/16 19:13	60-11-7	
7,12-Dimethylbenz(a)anthracene	ND	ug/L	222	10	03/10/16 10:55	03/17/16 19:13	57-97-6	
3,3'-Dimethylbenzidine	ND	ug/L	222	10	03/10/16 10:55	03/17/16 19:13	119-93-7	
2,4-Dimethylphenol	ND	ug/L	111	10	03/10/16 10:55	03/17/16 19:13	105-67-9	
Dimethylphthalate	ND	ug/L	111	10	03/10/16 10:55	03/17/16 19:13	131-11-3	
Di-n-butylphthalate	ND	ug/L	111	10	03/10/16 10:55	03/17/16 19:13	84-74-2	
4,6-Dinitro-2-methylphenol	ND	ug/L	556	10	03/10/16 10:55	03/17/16 19:13	534-52-1	
1,3-Dinitrobenzene	ND	ug/L	556	10	03/10/16 10:55	03/17/16 19:13	99-65-0	
1,4-Dinitrobenzene	ND	ug/L	111	10	03/10/16 10:55	03/17/16 19:13	100-25-4	
2,4-Dinitrophenol	ND	ug/L	556	10	03/10/16 10:55	03/17/16 19:13	51-28-5	
2,4-Dinitrotoluene	ND	ug/L	111	10	03/10/16 10:55	03/17/16 19:13	121-14-2	
2,6-Dinitrotoluene	ND	ug/L	111	10	03/10/16 10:55	03/17/16 19:13	606-20-2	
Di-n-octylphthalate	ND	ug/L	111	10	03/10/16 10:55	03/17/16 19:13	117-84-0	
Dinoseb	ND	ug/L	111	10	03/10/16 10:55	03/17/16 19:13	88-85-7	
Diphenylamine	ND	ug/L	111	10	03/10/16 10:55	03/17/16 19:13	122-39-4	
Disulfoton	ND	ug/L	111	10	03/10/16 10:55	03/17/16 19:13	298-04-4	

This report shall not be reproduced, except in full,
without the written consent of Pace Analytical Services, Inc..

Pace Analytical®
www.pacelabs.com

Pace Analytical Services, Inc.
Not NELAP Accredited
4860 Blazer Parkway
Dublin, OH 43017
(614)486-5421

Pace Analytical Services, Inc.
7726 Moller Road
Indianapolis, IN 46268
(317)228-3100

ANALYTICAL RESULTS

Project: Bridgeton Landfill 1Q 2016
Pace Project No.: 50139618

Sample: MW-1204 Dup **Lab ID: 50139618025** Collected: 03/07/16 12:55 Received: 03/09/16 13:58 Matrix: Water

Parameters	Results	Units	Report Limit	DF	Prepared	Analyzed	CAS No.	Qual
8270 MSSV APP IX waters	Analytical Method: EPA 8270 Preparation Method: EPA 3510							
bis(2-Ethylhexyl)phthalate	ND	ug/L	111	10	03/10/16 10:55	03/17/16 19:13	117-81-7	
Ethyl methanesulfonate	ND	ug/L	111	10	03/10/16 10:55	03/17/16 19:13	62-50-0	
Famphur	ND	ug/L	2220	10	03/10/16 10:55	03/17/16 19:13	52-85-7	
Fluoranthene	ND	ug/L	111	10	03/10/16 10:55	03/17/16 19:13	206-44-0	
Fluorene	ND	ug/L	111	10	03/10/16 10:55	03/17/16 19:13	86-73-7	
Hexachloro-1,3-butadiene	ND	ug/L	111	10	03/10/16 10:55	03/17/16 19:13	87-68-3	
Hexachlorobenzene	ND	ug/L	111	10	03/10/16 10:55	03/17/16 19:13	118-74-1	
Hexachlorocyclopentadiene	ND	ug/L	111	10	03/10/16 10:55	03/17/16 19:13	77-47-4	
Hexachloroethane	ND	ug/L	111	10	03/10/16 10:55	03/17/16 19:13	67-72-1	
Hexachlorophene	ND	ug/L	2220	10	03/10/16 10:55	03/17/16 19:13	70-30-4	
Hexachloropropene	ND	ug/L	111	10	03/10/16 10:55	03/17/16 19:13	1888-71-7	
Indeno(1,2,3-cd)pyrene	ND	ug/L	111	10	03/10/16 10:55	03/17/16 19:13	193-39-5	
Isodrin	ND	ug/L	111	10	03/10/16 10:55	03/17/16 19:13	465-73-6	
Isophorone	ND	ug/L	111	10	03/10/16 10:55	03/17/16 19:13	78-59-1	
Isosafrole	ND	ug/L	111	10	03/10/16 10:55	03/17/16 19:13	120-58-1	
Kepone	ND	ug/L	2220	10	03/10/16 10:55	03/17/16 19:13	143-50-0	
Methapyrilene	ND	ug/L	111	10	03/10/16 10:55	03/17/16 19:13	91-80-5	
3-Methylcholanthrene	ND	ug/L	111	10	03/10/16 10:55	03/17/16 19:13	56-49-5	
Methyl methanesulfonate	ND	ug/L	111	10	03/10/16 10:55	03/17/16 19:13	66-27-3	
2-Methylnaphthalene	ND	ug/L	111	10	03/10/16 10:55	03/17/16 19:13	91-57-6	
Methyl parathion	ND	ug/L	111	10	03/10/16 10:55	03/17/16 19:13	298-00-0	
2-Methylphenol(o-Cresol)	ND	ug/L	111	10	03/10/16 10:55	03/17/16 19:13	95-48-7	
3&4-Methylphenol(m&p Cresol)	**2750**	ug/L	556	50	03/10/16 10:55	03/18/16 13:47		
1-Naphthalenamine	ND	ug/L	556	10	03/10/16 10:55	03/17/16 19:13	134-32-7	
2-Naphthalenamine	ND	ug/L	111	10	03/10/16 10:55	03/17/16 19:13	91-59-8	
Naphthalene	ND	ug/L	111	10	03/10/16 10:55	03/17/16 19:13	91-20-3	
1,4-Naphthoquinone	ND	ug/L	556	10	03/10/16 10:55	03/17/16 19:13	130-15-4	
2-Nitroaniline	ND	ug/L	556	10	03/10/16 10:55	03/17/16 19:13	88-74-4	
3-Nitroaniline	ND	ug/L	556	10	03/10/16 10:55	03/17/16 19:13	99-09-2	
4-Nitroaniline	ND	ug/L	556	10	03/10/16 10:55	03/17/16 19:13	100-01-6	
Nitrobenzene	ND	ug/L	111	10	03/10/16 10:55	03/17/16 19:13	98-95-3	
2-Nitrophenol	ND	ug/L	111	10	03/10/16 10:55	03/17/16 19:13	88-75-5	
4-Nitrophenol	ND	ug/L	556	10	03/10/16 10:55	03/17/16 19:13	100-02-7	
5-Nitro-o-toluidine	ND	ug/L	111	10	03/10/16 10:55	03/17/16 19:13	99-55-8	
N-Nitrosodiethylamine	ND	ug/L	111	10	03/10/16 10:55	03/17/16 19:13	55-18-5	
N-Nitrosodimethylamine	ND	ug/L	111	10	03/10/16 10:55	03/17/16 19:13	62-75-9	
N-Nitroso-di-n-butylamine	ND	ug/L	111	10	03/10/16 10:55	03/17/16 19:13	924-16-3	
N-Nitroso-di-n-propylamine	ND	ug/L	556	10	03/10/16 10:55	03/17/16 19:13	621-64-7	
N-Nitrosomethylethylamine	ND	ug/L	111	10	03/10/16 10:55	03/17/16 19:13	10595-95-6	
N-Nitrosomorpholine	ND	ug/L	111	10	03/10/16 10:55	03/17/16 19:13	59-89-2	
N-Nitrosopiperidine	ND	ug/L	111	10	03/10/16 10:55	03/17/16 19:13	100-75-4	
N-Nitrosopyrrolidine	ND	ug/L	111	10	03/10/16 10:55	03/17/16 19:13	930-55-2	
O,O,O-Triethylphosphorothioate	ND	ug/L	111	10	03/10/16 10:55	03/17/16 19:13	126-68-1	
Parathion (Ethyl parathion)	ND	ug/L	111	10	03/10/16 10:55	03/17/16 19:13	56-38-2	
Pentachlorobenzene	ND	ug/L	111	10	03/10/16 10:55	03/17/16 19:13	608-93-5	
Pentachloronitrobenzene	ND	ug/L	111	10	03/10/16 10:55	03/17/16 19:13	82-68-8	
Pentachlorophenol	ND	ug/L	556	10	03/10/16 10:55	03/17/16 19:13	87-86-5	

This report shall not be reproduced, except in full,
without the written consent of Pace Analytical Services, Inc..

Pace Analytical®
www.pacelabs.com

Pace Analytical Services, Inc.
Not NELAP Accredited
4860 Blazer Parkway
Dublin, OH 43017
(614)486-5421

Pace Analytical Services, Inc.
7726 Moller Road
Indianapolis, IN 46268
(317)228-3100

ANALYTICAL RESULTS

Project: Bridgeton Landfill 1Q 2016
Pace Project No.: 50139618

Sample: MW-1204 Dup | Lab ID: 50139618025 | Collected: 03/07/16 12:55 | Received: 03/09/16 13:58 | Matrix: Water

Parameters	Results	Units	Report Limit	DF	Prepared	Analyzed	CAS No.	Qual
8270 MSSV APP IX waters	Analytical Method: EPA 8270 Preparation Method: EPA 3510							
Phenacetin	ND	ug/L	111	10	03/10/16 10:55	03/17/16 19:13	62-44-2	
Phenanthrene	ND	ug/L	111	10	03/10/16 10:55	03/17/16 19:13	85-01-8	
Phenol	**1710**	ug/L	556	50	03/10/16 10:55	03/18/16 13:47	108-95-2	
p-Phenylenediamine	ND	ug/L	222	10	03/10/16 10:55	03/17/16 19:13	106-50-3	
Phorate	ND	ug/L	111	10	03/10/16 10:55	03/17/16 19:13	298-02-2	
Pronamide	ND	ug/L	111	10	03/10/16 10:55	03/17/16 19:13	23950-58-5	
Pyrene	ND	ug/L	111	10	03/10/16 10:55	03/17/16 19:13	129-00-0	
Safrole	ND	ug/L	111	10	03/10/16 10:55	03/17/16 19:13	94-59-7	
1,2,4,5-Tetrachlorobenzene	ND	ug/L	111	10	03/10/16 10:55	03/17/16 19:13	95-94-3	
2,3,4,6-Tetrachlorophenol	ND	ug/L	111	10	03/10/16 10:55	03/17/16 19:13	58-90-2	
Thionazin	ND	ug/L	111	10	03/10/16 10:55	03/17/16 19:13	297-97-2	
O-Toluidine	ND	ug/L	111	10	03/10/16 10:55	03/17/16 19:13	95-53-4	
1,2,4-Trichlorobenzene	ND	ug/L	111	10	03/10/16 10:55	03/17/16 19:13	120-82-1	
2,4,5-Trichlorophenol	ND	ug/L	111	10	03/10/16 10:55	03/17/16 19:13	95-95-4	
2,4,6-Trichlorophenol	ND	ug/L	111	10	03/10/16 10:55	03/17/16 19:13	88-06-2	
1,3,5-Trinitrobenzene	ND	ug/L	222	10	03/10/16 10:55	03/17/16 19:13	99-35-4	
Surrogates								
Nitrobenzene-d5 (S)	82	%.	38-124	10	03/10/16 10:55	03/17/16 19:13	4165-60-0	
2-Fluorobiphenyl (S)	42	%.	33-114	10	03/10/16 10:55	03/17/16 19:13	321-60-8	
p-Terphenyl-d14 (S)	13	%.	10-113	10	03/10/16 10:55	03/17/16 19:13	1718-51-0	
Phenol-d5 (S)	0	%.	10-58	10	03/10/16 10:55	03/17/16 19:13	4165-62-2	S4
2-Fluorophenol (S)	48	%.	11-79	10	03/10/16 10:55	03/17/16 19:13	367-12-4	
2,4,6-Tribromophenol (S)	69	%.	29-158	10	03/10/16 10:55	03/17/16 19:13	118-79-6	
8260 MSV	Analytical Method: EPA 8260							
Acetone	**9880**	ug/L	250	25		03/14/16 12:58	67-64-1	
Acetonitrile	ND	ug/L	500	5		03/14/16 11:52	75-05-8	
Acrolein	ND	ug/L	250	5		03/14/16 11:52	107-02-8	
Acrylonitrile	ND	ug/L	500	5		03/14/16 11:52	107-13-1	
Allyl chloride	ND	ug/L	25.0	5		03/14/16 11:52	107-05-1	N2
Benzene	ND	ug/L	25.0	5		03/14/16 11:52	71-43-2	
Bromochloromethane	ND	ug/L	25.0	5		03/14/16 11:52	74-97-5	
Bromodichloromethane	ND	ug/L	25.0	5		03/14/16 11:52	75-27-4	
Bromoform	ND	ug/L	25.0	5		03/14/16 11:52	75-25-2	
Bromomethane	ND	ug/L	50.0	5		03/14/16 11:52	74-83-9	
2-Butanone (MEK)	**4940**	ug/L	50.0	5		03/14/16 11:52	78-93-3	
Carbon disulfide	ND	ug/L	50.0	5		03/14/16 11:52	75-15-0	
Carbon tetrachloride	ND	ug/L	25.0	5		03/14/16 11:52	56-23-5	
Chlorobenzene	ND	ug/L	25.0	5		03/14/16 11:52	108-90-7	
Chloroethane	ND	ug/L	50.0	5		03/14/16 11:52	75-00-3	
Chloroform	ND	ug/L	25.0	5		03/14/16 11:52	67-66-3	
Chloromethane	ND	ug/L	50.0	5		03/14/16 11:52	74-87-3	
Chloroprene	ND	ug/L	500	5		03/14/16 11:52	126-99-8	N2
1,2-Dibromo-3-chloropropane	ND	ug/L	25.0	5		03/14/16 11:52	96-12-8	
Dibromochloromethane	ND	ug/L	25.0	5		03/14/16 11:52	124-48-1	
1,2-Dibromoethane (EDB)	ND	ug/L	25.0	5		03/14/16 11:52	106-93-4	
Dibromomethane	ND	ug/L	50.0	5		03/14/16 11:52	74-95-3	

REPORT OF LABORATORY ANALYSIS

This report shall not be reproduced, except in full,
without the written consent of Pace Analytical Services, Inc..

Pace Analytical®
www.pacelabs.com

Pace Analytical Services, Inc.
Not NELAP Accredited
4860 Blazer Parkway
Dublin, OH 43017
(614)486-5421

Pace Analytical Services, Inc.
7726 Moller Road
Indianapolis, IN 46268
(317)228-3100

ANALYTICAL RESULTS

Project: Bridgeton Landfill 1Q 2016
Pace Project No.: 50139618

Sample: MW-1204 Dup **Lab ID: 50139618025** Collected: 03/07/16 12:55 Received: 03/09/16 13:58 Matrix: Water

Parameters	Results	Units	Report Limit	DF	Prepared	Analyzed	CAS No.	Qual
8260 MSV	Analytical Method: EPA 8260							
1,2-Dichlorobenzene	ND	ug/L	25.0	5		03/14/16 11:52	95-50-1	
1,3-Dichlorobenzene	ND	ug/L	25.0	5		03/14/16 11:52	541-73-1	
1,4-Dichlorobenzene	ND	ug/L	25.0	5		03/14/16 11:52	106-46-7	
trans-1,4-Dichloro-2-butene	ND	ug/L	50.0	5		03/14/16 11:52	110-57-6	
Dichlorodifluoromethane	ND	ug/L	25.0	5		03/14/16 11:52	75-71-8	
1,1-Dichloroethane	ND	ug/L	25.0	5		03/14/16 11:52	75-34-3	
1,2-Dichloroethane	ND	ug/L	25.0	5		03/14/16 11:52	107-06-2	
1,1-Dichloroethene	ND	ug/L	25.0	5		03/14/16 11:52	75-35-4	
cis-1,2-Dichloroethene	ND	ug/L	25.0	5		03/14/16 11:52	156-59-2	
trans-1,2-Dichloroethene	ND	ug/L	25.0	5		03/14/16 11:52	156-60-5	
1,2-Dichloropropane	ND	ug/L	25.0	5		03/14/16 11:52	78-87-5	
1,3-Dichloropropane	ND	ug/L	25.0	5		03/14/16 11:52	142-28-9	
2,2-Dichloropropane	ND	ug/L	25.0	5		03/14/16 11:52	594-20-7	
1,1-Dichloropropene	ND	ug/L	25.0	5		03/14/16 11:52	563-58-6	
cis-1,3-Dichloropropene	ND	ug/L	25.0	5		03/14/16 11:52	10061-01-5	
trans-1,3-Dichloropropene	ND	ug/L	25.0	5		03/14/16 11:52	10061-02-6	
Ethylbenzene	ND	ug/L	25.0	5		03/14/16 11:52	100-41-4	
Ethyl methacrylate	ND	ug/L	500	5		03/14/16 11:52	97-63-2	
2-Hexanone	ND	ug/L	50.0	5		03/14/16 11:52	591-78-6	
Iodomethane	ND	ug/L	25.0	5		03/14/16 11:52	74-88-4	
Isobutanol	ND	ug/L	500	5		03/14/16 11:52	78-83-1	N2
Methacrylonitrile	ND	ug/L	500	5		03/14/16 11:52	126-98-7	N2
Methylene Chloride	ND	ug/L	25.0	5		03/14/16 11:52	75-09-2	
Methyl methacrylate	ND	ug/L	500	5		03/14/16 11:52	80-62-6	N2
4-Methyl-2-pentanone (MIBK)	**72.9**	ug/L	50.0	5		03/14/16 11:52	108-10-1	
Propionitrile	ND	ug/L	500	5		03/14/16 11:52	107-12-0	N2
Styrene	ND	ug/L	25.0	5		03/14/16 11:52	100-42-5	
1,1,1,2-Tetrachloroethane	ND	ug/L	25.0	5		03/14/16 11:52	630-20-6	
1,1,2,2-Tetrachloroethane	ND	ug/L	25.0	5		03/14/16 11:52	79-34-5	
Tetrachloroethene	ND	ug/L	25.0	5		03/14/16 11:52	127-18-4	
Toluene	**93.8**	ug/L	25.0	5		03/14/16 11:52	108-88-3	
1,1,1-Trichloroethane	ND	ug/L	25.0	5		03/14/16 11:52	71-55-6	
1,1,2-Trichloroethane	ND	ug/L	25.0	5		03/14/16 11:52	79-00-5	
Trichloroethene	ND	ug/L	25.0	5		03/14/16 11:52	79-01-6	
Trichlorofluoromethane	ND	ug/L	50.0	5		03/14/16 11:52	75-69-4	
1,2,3-Trichloropropane	ND	ug/L	25.0	5		03/14/16 11:52	96-18-4	
Vinyl acetate	ND	ug/L	50.0	5		03/14/16 11:52	108-05-4	
Vinyl chloride	ND	ug/L	10.0	5		03/14/16 11:52	75-01-4	
Xylene (Total)	ND	ug/L	25.0	5		03/14/16 11:52	1330-20-7	
Surrogates								
Dibromofluoromethane (S)	100	%.	84-118	5		03/14/16 11:52	1868-53-7	D4
4-Bromofluorobenzene (S)	96	%.	79-116	5		03/14/16 11:52	460-00-4	
Toluene-d8 (S)	99	%.	86-110	5		03/14/16 11:52	2037-26-5	
2540C Total Dissolved Solids	Analytical Method: SM 2540C							
Total Dissolved Solids	**9990**	mg/L	66.7	1		03/12/16 09:26		

REPORT OF LABORATORY ANALYSIS

This report shall not be reproduced, except in full,
without the written consent of Pace Analytical Services, Inc..

Pace Analytical®
www.pacelabs.com

Pace Analytical Services, Inc.
Not NELAP Accredited
4860 Blazer Parkway
Dublin, OH 43017
(614)486-5421

Pace Analytical Services, Inc.
7726 Moller Road
Indianapolis, IN 46268
(317)228-3100

ANALYTICAL RESULTS

Project: Bridgeton Landfill 1Q 2016
Pace Project No.: 50139618

Sample: MW-1204 Dup | Lab ID: 50139618025 | Collected: 03/07/16 12:55 | Received: 03/09/16 13:58 | Matrix: Water

Parameters	Results	Units	Report Limit	DF	Prepared	Analyzed	CAS No.	Qual
410.4 COD	Analytical Method: EPA 410.4 Preparation Method: EPA 410.4							
Chemical Oxygen Demand	**8850**	mg/L	100	1	03/22/16 08:37	03/22/16 11:06		
353.2 Nitrogen, NO2/NO3 pres.	Analytical Method: EPA 353.2							
Nitrogen, NO2 plus NO3	ND	mg/L	1.0	10		03/22/16 10:03		D3
365.1 Total Phosphorus	Analytical Method: EPA 365.1 Preparation Method: EPA 365.1							
Phosphorus	**2.2**	mg/L	1.0	10	03/15/16 11:25	03/16/16 11:43	7723-14-0	
4500 Ammonia Water	Analytical Method: SM 4500-NH3 G							
Nitrogen, Ammonia	**161**	mg/L	5.0	50		03/16/16 11:22	7664-41-7	
5310C TOC	Analytical Method: SM 5310C							
Total Organic Carbon	**2510**	mg/L	400	400		03/22/16 13:23	7440-44-0	

Sample: PZ-203-SS | Lab ID: 50139618026 | Collected: 03/07/16 14:39 | Received: 03/09/16 13:58 | Matrix: Water

Parameters	Results	Units	Report Limit	DF	Prepared	Analyzed	CAS No.	Qual
Field Data	Analytical Method:							
Field pH	**7.02**	Std. Units		1		03/07/16 14:14		
Field Temperature	**17.1**	deg C		1		03/07/16 14:14		
Field Specific Conductance	**766**	umhos/cm		1		03/07/16 14:14		
Field Turbidity	**8.81**	NTU		1		03/07/16 14:14		
Total Well Depth	**111.11**	feet		1		03/07/16 14:14		
Elevation Water Level	**440.96**	ft/msl		1		03/07/16 14:14		
Collar Elevation	**465.83**	ft/msl		1		03/07/16 14:14		
Depth to Water	**24.87**	feet		1		03/07/16 14:14		
300.0 IC Anions 28 Days	Analytical Method: EPA 300.0							
Chloride	**9.8**	mg/L	0.25	1		03/10/16 22:47	16887-00-6	
Fluoride	**0.45**	mg/L	0.10	1		03/10/16 22:47	16984-48-8	
Sulfate	**59.6**	mg/L	2.5	10		03/10/16 23:03	14808-79-8	
6010 MET ICP	Analytical Method: EPA 6010 Preparation Method: EPA 3010							
Barium	**97.1**	ug/L	10.0	1	03/11/16 07:47	03/14/16 17:16	7440-39-3	
Boron	**142**	ug/L	100	1	03/11/16 07:47	03/14/16 17:16	7440-42-8	
Calcium	**98300**	ug/L	500	1	03/11/16 07:47	03/14/16 17:16	7440-70-2	
Cobalt	ND	ug/L	5.0	1	03/11/16 07:47	03/14/16 17:16	7440-48-4	
Iron	**1140**	ug/L	50.0	1	03/11/16 07:47	03/14/16 17:16	7439-89-6	
Magnesium	**44900**	ug/L	500	1	03/11/16 07:47	03/14/16 17:16	7439-95-4	
Manganese	**18.5**	ug/L	5.0	1	03/11/16 07:47	03/14/16 17:16	7439-96-5	
Nickel	ND	ug/L	10.0	1	03/11/16 07:47	03/14/16 17:16	7440-02-0	
Sodium	**8830**	ug/L	1000	1	03/11/16 07:47	03/14/16 17:16	7440-23-5	
Total Hardness by 2340B	**430000**	ug/L	1000	1	03/11/16 07:47	03/14/16 17:16		
Zinc	ND	ug/L	20.0	1	03/11/16 07:47	03/14/16 17:16	7440-66-6	

REPORT OF LABORATORY ANALYSIS

This report shall not be reproduced, except in full,
without the written consent of Pace Analytical Services, Inc..

Pace Analytical
www.pacelabs.com

Pace Analytical Services, Inc.
Not NELAP Accredited
4860 Blazer Parkway
Dublin, OH 43017
(614)486-5421

Pace Analytical Services, Inc.
7726 Moller Road
Indianapolis, IN 46268
(317)228-3100

ANALYTICAL RESULTS

Project: Bridgeton Landfill 1Q 2016
Pace Project No.: 50139618

Sample: PZ-203-SS **Lab ID: 50139618026** Collected: 03/07/16 14:39 Received: 03/09/16 13:58 Matrix: Water

Parameters	Results	Units	Report Limit	DF	Prepared	Analyzed	CAS No.	Qual
6020 MET ICPMS	Analytical Method: EPA 6020 Preparation Method: EPA 200.2							
Antimony	ND	ug/L	5.0	1	03/10/16 09:00	03/11/16 13:24	7440-36-0	
Arsenic	ND	ug/L	5.0	1	03/10/16 09:00	03/11/16 13:24	7440-38-2	
Beryllium	ND	ug/L	2.0	1	03/10/16 09:00	03/11/16 13:24	7440-41-7	
Cadmium	ND	ug/L	0.20	1	03/10/16 09:00	03/11/16 13:24	7440-43-9	
Chromium	ND	ug/L	5.0	1	03/10/16 09:00	03/11/16 13:24	7440-47-3	
Copper	ND	ug/L	5.0	1	03/10/16 09:00	03/11/16 13:24	7440-50-8	
Lead	ND	ug/L	5.0	1	03/10/16 09:00	03/11/16 13:24	7439-92-1	
Selenium	ND	ug/L	5.0	1	03/10/16 09:00	03/11/16 13:24	7782-49-2	
Silver	ND	ug/L	5.0	1	03/10/16 09:00	03/11/16 13:24	7440-22-4	
Thallium	ND	ug/L	2.0	1	03/10/16 09:00	03/11/16 13:24	7440-28-0	
Vanadium	ND	ug/L	10.0	1	03/10/16 09:00	03/11/16 13:24	7440-62-2	
7470 Mercury	Analytical Method: EPA 7470 Preparation Method: EPA 7470							
Mercury	ND	ug/L	0.20	1	03/23/16 11:46	03/23/16 19:15	7439-97-6	
8270 MSSV APP IX waters	Analytical Method: EPA 8270 Preparation Method: EPA 3510							
Acenaphthene	ND	ug/L	10.0	1	03/10/16 10:55	03/11/16 18:15	83-32-9	
Acenaphthylene	ND	ug/L	10.0	1	03/10/16 10:55	03/11/16 18:15	208-96-8	
Acetophenone	ND	ug/L	10.0	1	03/10/16 10:55	03/11/16 18:15	98-86-2	
2-Acetylaminofluorene	ND	ug/L	10.0	1	03/10/16 10:55	03/11/16 18:15	53-96-3	
4-Aminobiphenyl	ND	ug/L	10.0	1	03/10/16 10:55	03/11/16 18:15	92-67-1	
Anthracene	ND	ug/L	10.0	1	03/10/16 10:55	03/11/16 18:15	120-12-7	
Benzo(a)anthracene	ND	ug/L	10.0	1	03/10/16 10:55	03/11/16 18:15	56-55-3	
Benzo(a)pyrene	ND	ug/L	10.0	1	03/10/16 10:55	03/11/16 18:15	50-32-8	
Benzo(b)fluoranthene	ND	ug/L	10.0	1	03/10/16 10:55	03/11/16 18:15	205-99-2	
Benzo(g,h,i)perylene	ND	ug/L	10.0	1	03/10/16 10:55	03/11/16 18:15	191-24-2	
Benzo(k)fluoranthene	ND	ug/L	10.0	1	03/10/16 10:55	03/11/16 18:15	207-08-9	
Benzyl alcohol	ND	ug/L	10.0	1	03/10/16 10:55	03/11/16 18:15	100-51-6	
4-Bromophenylphenyl ether	ND	ug/L	10.0	1	03/10/16 10:55	03/11/16 18:15	101-55-3	
Butylbenzylphthalate	ND	ug/L	10.0	1	03/10/16 10:55	03/11/16 18:15	85-68-7	
4-Chloro-3-methylphenol	ND	ug/L	10.0	1	03/10/16 10:55	03/11/16 18:15	59-50-7	
4-Chloroaniline	ND	ug/L	10.0	1	03/10/16 10:55	03/11/16 18:15	106-47-8	
Chlorobenzilate	ND	ug/L	10.0	1	03/10/16 10:55	03/11/16 18:15	510-15-6	
bis(2-Chloroethoxy)methane	ND	ug/L	10.0	1	03/10/16 10:55	03/11/16 18:15	111-91-1	
bis(2-Chloroethyl) ether	ND	ug/L	10.0	1	03/10/16 10:55	03/11/16 18:15	111-44-4	
bis(2-Chloroisopropyl) ether	ND	ug/L	10.0	1	03/10/16 10:55	03/11/16 18:15	108-60-1	
2-Chloronaphthalene	ND	ug/L	10.0	1	03/10/16 10:55	03/11/16 18:15	91-58-7	
2-Chlorophenol	ND	ug/L	10.0	1	03/10/16 10:55	03/11/16 18:15	95-57-8	
4-Chlorophenylphenyl ether	ND	ug/L	10.0	1	03/10/16 10:55	03/11/16 18:15	7005-72-3	
Chrysene	ND	ug/L	10.0	1	03/10/16 10:55	03/11/16 18:15	218-01-9	
Diallate	ND	ug/L	10.0	1	03/10/16 10:55	03/11/16 18:15	2303-16-4	
Dibenz(a,h)anthracene	ND	ug/L	10.0	1	03/10/16 10:55	03/11/16 18:15	53-70-3	
Dibenzofuran	ND	ug/L	10.0	1	03/10/16 10:55	03/11/16 18:15	132-64-9	
3,3'-Dichlorobenzidine	ND	ug/L	20.0	1	03/10/16 10:55	03/11/16 18:15	91-94-1	
2,4-Dichlorophenol	ND	ug/L	10.0	1	03/10/16 10:55	03/11/16 18:15	120-83-2	
2,6-Dichlorophenol	ND	ug/L	10.0	1	03/10/16 10:55	03/11/16 18:15	87-65-0	

This report shall not be reproduced, except in full,
without the written consent of Pace Analytical Services, Inc..

Pace Analytical
www.pacelabs.com

Pace Analytical Services, Inc.
Not NELAP Accredited
4860 Blazer Parkway
Dublin, OH 43017
(614)486-5421

Pace Analytical Services, Inc.
7726 Moller Road
Indianapolis, IN 46268
(317)228-3100

ANALYTICAL RESULTS

Project: Bridgefon Landfill 1Q 2016
Pace Project No : 50139618

Sample: PZ-203-SS Lab ID: 50139618026 Collected: 03/07/16 14:39 Received: 03/09/16 13:58 Matrix: Water

Parameters	Results	Units	Report Limit	DF	Prepared	Analyzed	CAS No.	Qual
8270 MSSV APP IX waters	Analytical Method: EPA 8270 Preparation Method: EPA 3510							
Diethylphthalate	ND	ug/L	10.0	1	03/10/16 10:55	03/11/16 18:15	84-66-2	
Dimethoate	ND	ug/L	10.0	1	03/10/16 10:55	03/11/16 18:15	60-51-5	
P-Dimethylaminoazobenzene	ND	ug/L	10.0	1	03/10/16 10:55	03/11/16 18:15	60-11-7	
7,12-Dimethylbenz(a)anthracene	ND	ug/L	20.0	1	03/10/16 10:55	03/11/16 18:15	57-97-6	
3,3'-Dimethylbenzidine	ND	ug/L	20.0	1	03/10/16 10:55	03/11/16 18:15	119-93-7	
2,4-Dimethylphenol	ND	ug/L	10.0	1	03/10/16 10:55	03/11/16 18:15	105-67-9	
Dimethylphthalate	ND	ug/L	10.0	1	03/10/16 10:55	03/11/16 18:15	131-11-3	
Di-n-butylphthalate	ND	ug/L	10.0	1	03/10/16 10:55	03/11/16 18:15	84-74-2	
4,6-Dinitro-2-methylphenol	ND	ug/L	50.0	1	03/10/16 10:55	03/11/16 18:15	534-52-1	
1,3-Dinitrobenzene	ND	ug/L	50.0	1	03/10/16 10:55	03/11/16 18:15	99-65-0	
1,4-Dinitrobenzene	ND	ug/L	10.0	1	03/10/16 10:55	03/11/16 18:15	100-25-4	
2,4-Dinitrophenol	ND	ug/L	50.0	1	03/10/16 10:55	03/11/16 18:15	51-28-5	
2,4-Dinitrotoluene	ND	ug/L	10.0	1	03/10/16 10:55	03/11/16 18:15	121-14-2	
2,6-Dinitrotoluene	ND	ug/L	10.0	1	03/10/16 10:55	03/11/16 18:15	606-20-2	
Di-n-octylphthalate	ND	ug/L	10.0	1	03/10/16 10:55	03/11/16 18:15	117-84-0	
Dinoseb	ND	ug/L	10.0	1	03/10/16 10:55	03/11/16 18:15	88-85-7	
Diphenylamine	ND	ug/L	10.0	1	03/10/16 10:55	03/11/16 18:15	122-39-4	
Disulfoton	ND	ug/L	10.0	1	03/10/16 10:55	03/11/16 18:15	298-04-4	
bis(2-Ethylhexyl)phthalate	ND	ug/L	10.0	1	03/10/16 10:55	03/11/16 18:15	117-81-7	
Ethyl methanesulfonate	ND	ug/L	10.0	1	03/10/16 10:55	03/11/16 18:15	62-50-0	
Famphur	ND	ug/L	200	1	03/10/16 10:55	03/11/16 18:15	52-85-7	
Fluoranthene	ND	ug/L	10.0	1	03/10/16 10:55	03/11/16 18:15	206-44-0	
Fluorene	ND	ug/L	10.0	1	03/10/16 10:55	03/11/16 18:15	86-73-7	
Hexachloro-1,3-butadiene	ND	ug/L	10.0	1	03/10/16 10:55	03/11/16 18:15	87-68-3	
Hexachlorobenzene	ND	ug/L	10.0	1	03/10/16 10:55	03/11/16 18:15	118-74-1	
Hexachlorocyclopentadiene	ND	ug/L	10.0	1	03/10/16 10:55	03/11/16 18:15	77-47-4	
Hexachloroethane	ND	ug/L	10.0	1	03/10/16 10:55	03/11/16 18:15	67-72-1	
Hexachlorophene	ND	ug/L	200	1	03/10/16 10:55	03/11/16 18:15	70-30-4	
Hexachloropropene	ND	ug/L	10.0	1	03/10/16 10:55	03/11/16 18:15	1888-71-7	
Indeno(1,2,3-cd)pyrene	ND	ug/L	10.0	1	03/10/16 10:55	03/11/16 18:15	193-39-5	
Isodrin	ND	ug/L	10.0	1	03/10/16 10:55	03/11/16 18:15	465-73-6	
Isophorone	ND	ug/L	10.0	1	03/10/16 10:55	03/11/16 18:15	78-59-1	
Isosafrole	ND	ug/L	10.0	1	03/10/16 10:55	03/11/16 18:15	120-58-1	
Kepone	ND	ug/L	200	1	03/10/16 10:55	03/11/16 18:15	143-50-0	
Methapyrilene	ND	ug/L	10.0	1	03/10/16 10:55	03/11/16 18:15	91-80-5	
3-Methylcholanthrene	ND	ug/L	10.0	1	03/10/16 10:55	03/11/16 18:15	56-49-5	
Methyl methanesulfonate	ND	ug/L	10.0	1	03/10/16 10:55	03/11/16 18:15	66-27-3	
2-Methylnaphthalene	ND	ug/L	10.0	1	03/10/16 10:55	03/11/16 18:15	91-57-6	
Methyl parathion	ND	ug/L	10.0	1	03/10/16 10:55	03/11/16 18:15	298-00-0	
2-Methylphenol(o-Cresol)	ND	ug/L	10.0	1	03/10/16 10:55	03/11/16 18:15	95-48-7	
3&4-Methylphenol(m&p Cresol)	ND	ug/L	10.0	1	03/10/16 10:55	03/11/16 18:15		
1-Naphthalenamine	ND	ug/L	50.0	1	03/10/16 10:55	03/11/16 18:15	134-32-7	
2-Naphthalenamine	ND	ug/L	10.0	1	03/10/16 10:55	03/11/16 18:15	91-59-8	
Naphthalene	ND	ug/L	10.0	1	03/10/16 10:55	03/11/16 18:15	91-20-3	
1,4-Naphthoquinone	ND	ug/L	50.0	1	03/10/16 10:55	03/11/16 18:15	130-15-4	
2-Nitroaniline	ND	ug/L	50.0	1	03/10/16 10:55	03/11/16 18:15	88-74-4	
3-Nitroaniline	ND	ug/L	50.0	1	03/10/16 10:55	03/11/16 18:15	99-09-2	

REPORT OF LABORATORY ANALYSIS

This report shall not be reproduced, except in full,
without the written consent of Pace Analytical Services, Inc..

ANALYTICAL RESULTS

Project: Bridgeton Landfill 1Q 2016
Pace Project No.: 50139618

Sample: PZ-203-SS **Lab ID: 50139618026** Collected: 03/07/16 14:39 Received: 03/09/16 13:58 Matrix: Water

Parameters	Results	Units	Report Limit	DF	Prepared	Analyzed	CAS No.	Qual
8270 MSSV APP IX waters	Analytical Method: EPA 8270 Preparation Method: EPA 3510							
4-Nitroaniline	ND	ug/L	50.0	1	03/10/16 10:55	03/11/16 18:15	100-01-6	
Nitrobenzene	ND	ug/L	10.0	1	03/10/16 10:55	03/11/16 18:15	98-95-3	
2-Nitrophenol	ND	ug/L	10.0	1	03/10/16 10:55	03/11/16 18:15	88-75-5	
4-Nitrophenol	ND	ug/L	50.0	1	03/10/16 10:55	03/11/16 18:15	100-02-7	
5-Nitro-o-toluidine	ND	ug/L	10.0	1	03/10/16 10:55	03/11/16 18:15	99-55-8	
N-Nitrosodiethylamine	ND	ug/L	10.0	1	03/10/16 10:55	03/11/16 18:15	55-18-5	
N-Nitrosodimethylamine	ND	ug/L	10.0	1	03/10/16 10:55	03/11/16 18:15	62-75-9	
N-Nitroso-di-n-butylamine	ND	ug/L	10.0	1	03/10/16 10:55	03/11/16 18:15	924-16-3	
N-Nitroso-di-n-propylamine	ND	ug/L	50.0	1	03/10/16 10:55	03/11/16 18:15	621-64-7	
N-Nitrosomethylethylamine	ND	ug/L	10.0	1	03/10/16 10:55	03/11/16 18:15	10595-95-6	
N-Nitrosomorpholine	ND	ug/L	10.0	1	03/10/16 10:55	03/11/16 18:15	59-89-2	
N-Nitrosopiperidine	ND	ug/L	10.0	1	03/10/16 10:55	03/11/16 18:15	100-75-4	
N-Nitrosopyrrolidine	ND	ug/L	10.0	1	03/10/16 10:55	03/11/16 18:15	930-55-2	
O,O,O-Triethylphosphorothioate	ND	ug/L	10.0	1	03/10/16 10:55	03/11/16 18:15	126-68-1	
Parathion (Ethyl parathion)	ND	ug/L	10.0	1	03/10/16 10:55	03/11/16 18:15	56-38-2	
Pentachlorobenzene	ND	ug/L	10.0	1	03/10/16 10:55	03/11/16 18:15	608-93-5	
Pentachloronitrobenzene	ND	ug/L	10.0	1	03/10/16 10:55	03/11/16 18:15	82-68-8	
Pentachlorophenol	ND	ug/L	50.0	1	03/10/16 10:55	03/11/16 18:15	87-86-5	
Phenacetin	ND	ug/L	10.0	1	03/10/16 10:55	03/11/16 18:15	62-44-2	
Phenanthrene	ND	ug/L	10.0	1	03/10/16 10:55	03/11/16 18:15	85-01-8	
Phenol	ND	ug/L	10.0	1	03/10/16 10:55	03/11/16 18:15	108-95-2	
p-Phenylenediamine	ND	ug/L	20.0	1	03/10/16 10:55	03/11/16 18:15	106-50-3	
Phorate	ND	ug/L	10.0	1	03/10/16 10:55	03/11/16 18:15	298-02-2	
Pronamide	ND	ug/L	10.0	1	03/10/16 10:55	03/11/16 18:15	23950-58-5	
Pyrene	ND	ug/L	10.0	1	03/10/16 10:55	03/11/16 18:15	129-00-0	
Safrole	ND	ug/L	10.0	1	03/10/16 10:55	03/11/16 18:15	94-59-7	
1,2,4,5-Tetrachlorobenzene	ND	ug/L	10.0	1	03/10/16 10:55	03/11/16 18:15	95-94-3	
2,3,4,6-Tetrachlorophenol	ND	ug/L	10.0	1	03/10/16 10:55	03/11/16 18:15	58-90-2	
Thionazin	ND	ug/L	10.0	1	03/10/16 10:55	03/11/16 18:15	297-97-2	
O-Toluidine	ND	ug/L	10.0	1	03/10/16 10:55	03/11/16 18:15	95-53-4	
1,2,4-Trichlorobenzene	ND	ug/L	10.0	1	03/10/16 10:55	03/11/16 18:15	120-82-1	
2,4,5-Trichlorophenol	ND	ug/L	10.0	1	03/10/16 10:55	03/11/16 18:15	95-95-4	
2,4,6-Trichlorophenol	ND	ug/L	10.0	1	03/10/16 10:55	03/11/16 18:15	88-06-2	
1,3,5-Trinitrobenzene	ND	ug/L	20.0	1	03/10/16 10:55	03/11/16 18:15	99-35-4	
Surrogates								
Nitrobenzene-d5 (S)	61	%.	38-124	1	03/10/16 10:55	03/11/16 18:15	4165-60-0	
2-Fluorobiphenyl (S)	51	%.	33-114	1	03/10/16 10:55	03/11/16 18:15	321-60-8	
p-Terphenyl-d14 (S)	33	%.	10-113	1	03/10/16 10:55	03/11/16 18:15	1718-51-0	
Phenol-d5 (S)	24	%.	10-58	1	03/10/16 10:55	03/11/16 18:15	4165-62-2	
2-Fluorophenol (S)	34	%.	11-79	1	03/10/16 10:55	03/11/16 18:15	367-12-4	
2,4,6-Tribromophenol (S)	67	%.	29-158	1	03/10/16 10:55	03/11/16 18:15	118-79-6	
8260 MSV	Analytical Method: EPA 8260							
Acetone	ND	ug/L	10.0	1		03/13/16 17:01	67-64-1	
Acetonitrile	ND	ug/L	100	1		03/13/16 17:01	75-05-8	
Acrolein	ND	ug/L	50.0	1		03/13/16 17:01	107-02-8	
Acrylonitrile	ND	ug/L	100	1		03/13/16 17:01	107-13-1	

REPORT OF LABORATORY ANALYSIS

This report shall not be reproduced, except in full,
without the written consent of Pace Analytical Services, Inc..

Pace Analytical®
www.pacelabs.com

Pace Analytical Services, Inc.
Not NELAP Accredited
4860 Blazer Parkway
Dublin, OH 43017
(614)486-5421

Pace Analytical Services, Inc.
7726 Moller Road
Indianapolis, IN 46268
(317)228-3100

ANALYTICAL RESULTS

Project: Bridgeton Landfill 1Q 2016
Pace Project No : 50139618

Sample: PZ-203-SS Lab ID: 50139618026 Collected: 03/07/16 14:39 Received: 03/09/16 13:58 Matrix: Water

Parameters	Results	Units	Report Limit	DF	Prepared	Analyzed	CAS No.	Qual
8260 MSV	Analytical Method: EPA 8260							
Allyl chloride	ND	ug/L	5.0	1		03/13/16 17:01	107-05-1	N2
Benzene	ND	ug/L	5.0	1		03/13/16 17:01	71-43-2	
Bromochloromethane	ND	ug/L	5.0	1		03/13/16 17:01	74-97-5	
Bromodichloromethane	ND	ug/L	5.0	1		03/13/16 17:01	75-27-4	
Bromoform	ND	ug/L	5.0	1		03/13/16 17:01	75-25-2	
Bromomethane	ND	ug/L	10.0	1		03/13/16 17:01	74-83-9	
2-Butanone (MEK)	ND	ug/L	10.0	1		03/13/16 17:01	78-93-3	
Carbon disulfide	ND	ug/L	10.0	1		03/13/16 17:01	75-15-0	
Carbon tetrachloride	ND	ug/L	5.0	1		03/13/16 17:01	56-23-5	
Chlorobenzene	ND	ug/L	5.0	1		03/13/16 17:01	108-90-7	
Chloroethane	ND	ug/L	10.0	1		03/13/16 17:01	75-00-3	
Chloroform	ND	ug/L	5.0	1		03/13/16 17:01	67-66-3	
Chloromethane	ND	ug/L	10.0	1		03/13/16 17:01	74-87-3	
Chloroprene	ND	ug/L	100	1		03/13/16 17:01	126-99-8	N2
1,2-Dibromo-3-chloropropane	ND	ug/L	5.0	1		03/13/16 17:01	96-12-8	
Dibromochloromethane	ND	ug/L	5.0	1		03/13/16 17:01	124-48-1	
1,2-Dibromoethane (EDB)	ND	ug/L	5.0	1		03/13/16 17:01	106-93-4	
Dibromomethane	ND	ug/L	10.0	1		03/13/16 17:01	74-95-3	
1,2-Dichlorobenzene	ND	ug/L	5.0	1		03/13/16 17:01	95-50-1	
1,3-Dichlorobenzene	ND	ug/L	5.0	1		03/13/16 17:01	541-73-1	
1,4-Dichlorobenzene	ND	ug/L	5.0	1		03/13/16 17:01	106-46-7	
trans-1,4-Dichloro-2-butene	ND	ug/L	10.0	1		03/13/16 17:01	110-57-6	
Dichlorodifluoromethane	ND	ug/L	5.0	1		03/13/16 17:01	75-71-8	
1,1-Dichloroethane	ND	ug/L	5.0	1		03/13/16 17:01	75-34-3	
1,2-Dichloroethane	ND	ug/L	5.0	1		03/13/16 17:01	107-06-2	
1,1-Dichloroethene	ND	ug/L	5.0	1		03/13/16 17:01	75-35-4	
cis-1,2-Dichloroethene	ND	ug/L	5.0	1		03/13/16 17:01	156-59-2	
trans-1,2-Dichloroethene	ND	ug/L	5.0	1		03/13/16 17:01	156-60-5	
1,2-Dichloropropane	ND	ug/L	5.0	1		03/13/16 17:01	78-87-5	
1,3-Dichloropropane	ND	ug/L	5.0	1		03/13/16 17:01	142-28-9	
2,2-Dichloropropane	ND	ug/L	5.0	1		03/13/16 17:01	594-20-7	
1,1-Dichloropropene	ND	ug/L	5.0	1		03/13/16 17:01	563-58-6	
cis-1,3-Dichloropropene	ND	ug/L	5.0	1		03/13/16 17:01	10061-01-5	
trans-1,3-Dichloropropene	ND	ug/L	5.0	1		03/13/16 17:01	10061-02-6	
Ethylbenzene	ND	ug/L	5.0	1		03/13/16 17:01	100-41-4	
Ethyl methacrylate	ND	ug/L	100	1		03/13/16 17:01	97-63-2	
2-Hexanone	ND	ug/L	10.0	1		03/13/16 17:01	591-78-6	
Iodomethane	ND	ug/L	5.0	1		03/13/16 17:01	74-88-4	
Isobutanol	ND	ug/L	100	1		03/13/16 17:01	78-83-1	N2
Methacrylonitrile	ND	ug/L	100	1		03/13/16 17:01	126-98-7	N2
Methylene Chloride	ND	ug/L	5.0	1		03/13/16 17:01	75-09-2	
Methyl methacrylate	ND	ug/L	100	1		03/13/16 17:01	80-62-6	N2
4-Methyl-2-pentanone (MIBK)	ND	ug/L	10.0	1		03/13/16 17:01	108-10-1	
Propionitrile	ND	ug/L	100	1		03/13/16 17:01	107-12-0	N2
Styrene	ND	ug/L	5.0	1		03/13/16 17:01	100-42-5	
1,1,1,2-Tetrachloroethane	ND	ug/L	5.0	1		03/13/16 17:01	630-20-6	
1,1,2,2-Tetrachloroethane	ND	ug/L	5.0	1		03/13/16 17:01	79-34-5	

REPORT OF LABORATORY ANALYSIS

This report shall not be reproduced, except in full,
without the written consent of Pace Analytical Services, Inc..

Pace Analytical
www.pacelabs.com

Pace Analytical Services, Inc.
Not NELAP Accredited
4860 Blazer Parkway
Dublin, OH 43017
(614)486-5421

Pace Analytical Services, Inc.
7726 Moller Road
Indianapolis, IN 46268
(317)228-3100

ANALYTICAL RESULTS

Project: Bridgeton Landfill 1Q 2016
Pace Project No.: 50139618

Sample: PZ-203-SS **Lab ID: 50139618026** Collected: 03/07/16 14:39 Received: 03/09/16 13:58 Matrix: Water

Parameters	Results	Units	Report Limit	DF	Prepared	Analyzed	CAS No.	Qual
8260 MSV	Analytical Method: EPA 8260							
Tetrachloroethene	ND	ug/L	5.0	1		03/13/16 17:01	127-18-4	
Toluene	ND	ug/L	5.0	1		03/13/16 17:01	108-88-3	
1,1,1-Trichloroethane	ND	ug/L	5.0	1		03/13/16 17:01	71-55-6	
1,1,2-Trichloroethane	ND	ug/L	5.0	1		03/13/16 17:01	79-00-5	
Trichloroethene	ND	ug/L	5.0	1		03/13/16 17:01	79-01-6	
Trichlorofluoromethane	ND	ug/L	10.0	1		03/13/16 17:01	75-69-4	
1,2,3-Trichloropropane	ND	ug/L	5.0	1		03/13/16 17:01	96-18-4	
Vinyl acetate	ND	ug/L	10.0	1		03/13/16 17:01	108-05-4	
Vinyl chloride	ND	ug/L	2.0	1		03/13/16 17:01	75-01-4	
Xylene (Total)	ND	ug/L	5.0	1		03/13/16 17:01	1330-20-7	
Surrogates								
Dibromofluoromethane (S)	96	%.	84-118	1		03/13/16 17:01	1868-53-7	
4-Bromofluorobenzene (S)	101	%.	79-116	1		03/13/16 17:01	460-00-4	
Toluene-d8 (S)	101	%.	86-110	1		03/13/16 17:01	2037-26-5	
2540C Total Dissolved Solids	Analytical Method: SM 2540C							
Total Dissolved Solids	**430**	mg/L	10.0	1		03/12/16 09:26		
410.4 COD	Analytical Method: EPA 410.4 Preparation Method: EPA 410.4							
Chemical Oxygen Demand	ND	mg/L	10.0	1	03/18/16 08:34	03/18/16 11:08		
353.2 Nitrogen, NO2/NO3 pres.	Analytical Method: EPA 353.2							
Nitrogen, NO2 plus NO3	ND	mg/L	0.10	1		03/22/16 10:04		
365.1 Total Phosphorus	Analytical Method: EPA 365.1 Preparation Method: EPA 365.1							
Phosphorus	ND	mg/L	0.050	1	03/15/16 11:25	03/16/16 11:43	7723-14-0	
4500 Ammonia Water	Analytical Method: SM 4500-NH3 G							
Nitrogen, Ammonia	ND	mg/L	0.10	1		03/16/16 10:57	7664-41-7	
5310C TOC	Analytical Method: SM 5310C							
Total Organic Carbon	ND	mg/L	4.0	4		03/21/16 17:39	7440-44-0	D3

Sample: LCS-6B **Lab ID: 50139618027** Collected: 03/07/16 16:10 Received: 03/09/16 13:58 Matrix: Water

Parameters	Results	Units	Report Limit	DF	Prepared	Analyzed	CAS No.	Qual
Field Data	Analytical Method:							
Field pH	**7.49**	Std. Units		1		03/07/16 00:00		
Field Temperature	**28.5**	deg C		1		03/07/16 00:00		
Field Specific Conductance	**16100**	umhos/cm		1		03/07/16 00:00		
Oxygen, Dissolved	**0.42**	mg/L		1		03/07/16 00:00	7782-44-7	
Field Turbidity	**23.02**	NTU		1		03/07/16 00:00		

REPORT OF LABORATORY ANALYSIS

This report shall not be reproduced, except in full,
without the written consent of Pace Analytical Services, Inc..

Pace Analytical
www.pacelabs.com

Pace Analytical Services, Inc.
Not NELAP Accredited
4860 Blazer Parkway
Dublin, OH 43017
(614)486-5421

Pace Analytical Services, Inc.
7726 Moller Road
Indianapolis, IN 46268
(317)228-3100

ANALYTICAL RESULTS

Project: Bridgeton Landfill 1Q 2016
Pace Project No.: 50139618

Sample: LCS-6B Lab ID: 50139618027 Collected: 03/07/16 16:10 Received: 03/09/16 13:58 Matrix: Water

Parameters	Results	Units	Report Limit	DF	Prepared	Analyzed	CAS No.	Qual
6010 MET ICP	Analytical Method: EPA 6010 Preparation Method: EPA 3010							
Barium	**1070**	ug/L	10.0	1	03/11/16 07:47	03/14/16 17:19	7440-39-3	
Boron	**11000**	ug/L	100	1	03/11/16 07:47	03/14/16 17:19	7440-42-8	
Calcium	**55700**	ug/L	500	1	03/11/16 07:47	03/14/16 17:19	7440-70-2	
Cobalt	**64.7**	ug/L	5.0	1	03/11/16 07:47	03/14/16 17:19	7440-48-4	
Iron	**3730**	ug/L	50.0	1	03/11/16 07:47	03/14/16 17:19	7439-89-6	
Magnesium	**45600**	ug/L	500	1	03/11/16 07:47	03/14/16 17:19	7439-95-4	
Manganese	**337**	ug/L	5.0	1	03/11/16 07:47	03/14/16 17:19	7439-96-5	
Nickel	**170**	ug/L	10.0	1	03/11/16 07:47	03/14/16 17:19	7440-02-0	
Sodium	**1900000**	ug/L	20000	20	03/11/16 07:47	03/14/16 18:20	7440-23-5	
Total Hardness by 2340B	**327000**	ug/L	1000	1	03/11/16 07:47	03/14/16 17:19		
Zinc	**363**	ug/L	20.0	1	03/11/16 07:47	03/14/16 17:19	7440-66-6	
6020 MET ICPMS	Analytical Method: EPA 6020 Preparation Method: EPA 200.2							
Antimony	**51.1**	ug/L	25.0	5	03/10/16 09:00	03/11/16 18:33	7440-36-0	
Arsenic	**676**	ug/L	25.0	5	03/10/16 09:00	03/11/16 18:33	7440-38-2	
Beryllium	ND	ug/L	10.0	5	03/10/16 09:00	03/11/16 18:33	7440-41-7	D3
Cadmium	**5.9**	ug/L	4.0	20	03/10/16 09:00	03/11/16 13:59	7440-43-9	
Chromium	**162**	ug/L	25.0	5	03/10/16 09:00	03/11/16 18:33	7440-47-3	
Copper	ND	ug/L	25.0	5	03/10/16 09:00	03/11/16 18:33	7440-50-8	D3
Lead	ND	ug/L	100	20	03/10/16 09:00	03/11/16 13:59	7439-92-1	D3
Selenium	ND	ug/L	25.0	5	03/10/16 09:00	03/11/16 18:33	7782-49-2	D3
Silver	ND	ug/L	25.0	5	03/10/16 09:00	03/11/16 18:33	7440-22-4	D3
Thallium	ND	ug/L	10.0	5	03/10/16 09:00	03/11/16 18:33	7440-28-0	D3
Vanadium	ND	ug/L	50.0	5	03/10/16 09:00	03/11/16 18:33	7440-62-2	D3
7470 Mercury	Analytical Method: EPA 7470 Preparation Method: EPA 7470							
Mercury	ND	ug/L	0.20	1	03/23/16 11:46	03/23/16 19:25	7439-97-6	
8270 MSSV APP IX waters	Analytical Method: EPA 8270 Preparation Method: EPA 3510							
Acenaphthene	ND	ug/L	10.0	1	03/10/16 10:55	03/11/16 18:35	83-32-9	
Acenaphthylene	ND	ug/L	10.0	1	03/10/16 10:55	03/11/16 18:35	208-96-8	
Acetophenone	**40.5**	ug/L	10.0	1	03/10/16 10:55	03/11/16 18:35	98-86-2	
2-Acetylaminofluorene	ND	ug/L	10.0	1	03/10/16 10:55	03/11/16 18:35	53-96-3	
4-Aminobiphenyl	ND	ug/L	10.0	1	03/10/16 10:55	03/11/16 18:35	92-67-1	
Anthracene	ND	ug/L	10.0	1	03/10/16 10:55	03/11/16 18:35	120-12-7	
Benzo(a)anthracene	ND	ug/L	10.0	1	03/10/16 10:55	03/11/16 18:35	56-55-3	
Benzo(a)pyrene	ND	ug/L	10.0	1	03/10/16 10:55	03/11/16 18:35	50-32-8	
Benzo(b)fluoranthene	ND	ug/L	10.0	1	03/10/16 10:55	03/11/16 18:35	205-99-2	
Benzo(g,h,i)perylene	ND	ug/L	10.0	1	03/10/16 10:55	03/11/16 18:35	191-24-2	
Benzo(k)fluoranthene	ND	ug/L	10.0	1	03/10/16 10:55	03/11/16 18:35	207-08-9	
Benzyl alcohol	ND	ug/L	10.0	1	03/10/16 10:55	03/11/16 18:35	100-51-6	
4-Bromophenylphenyl ether	ND	ug/L	10.0	1	03/10/16 10:55	03/11/16 18:35	101-55-3	
Butylbenzylphthalate	ND	ug/L	10.0	1	03/10/16 10:55	03/11/16 18:35	85-68-7	
4-Chloro-3-methylphenol	ND	ug/L	10.0	1	03/10/16 10:55	03/11/16 18:35	59-50-7	
4-Chloroaniline	ND	ug/L	10.0	1	03/10/16 10:55	03/11/16 18:35	106-47-8	
Chlorobenzilate	ND	ug/L	10.0	1	03/10/16 10:55	03/11/16 18:35	510-15-6	

This report shall not be reproduced, except in full,
without the written consent of Pace Analytical Services, Inc..

Pace Analytical
www.pacelabs.com

Pace Analytical Services, Inc.
Not NELAP Accredited
4860 Blazer Parkway
Dublin, OH 43017
(614)486-5421

Pace Analytical Services, Inc.
7726 Moller Road
Indianapolis, IN 46268
(317)228-3100

ANALYTICAL RESULTS

Project: Bridgeton Landfill 1Q 2016
Pace Project No.: 50139618

Sample: LCS-6B **Lab ID: 50139618027** Collected: 03/07/16 16:10 Received: 03/09/16 13:58 Matrix: Water

Parameters	Results	Units	Report Limit	DF	Prepared	Analyzed	CAS No.	Qual
8270 MSSV APP IX waters	Analytical Method: EPA 8270 Preparation Method: EPA 3510							
bis(2-Chloroethoxy)methane	ND	ug/L	10.0	1	03/10/16 10:55	03/11/16 18:35	111-91-1	
bis(2-Chloroethyl) ether	ND	ug/L	10.0	1	03/10/16 10:55	03/11/16 18:35	111-44-4	
bis(2-Chloroisopropyl) ether	ND	ug/L	10.0	1	03/10/16 10:55	03/11/16 18:35	108-60-1	
2-Chloronaphthalene	ND	ug/L	10.0	1	03/10/16 10:55	03/11/16 18:35	91-58-7	
2-Chlorophenol	ND	ug/L	10.0	1	03/10/16 10:55	03/11/16 18:35	95-57-8	
4-Chlorophenylphenyl ether	ND	ug/L	10.0	1	03/10/16 10:55	03/11/16 18:35	7005-72-3	
Chrysene	ND	ug/L	10.0	1	03/10/16 10:55	03/11/16 18:35	218-01-9	
Diallate	ND	ug/L	10.0	1	03/10/16 10:55	03/11/16 18:35	2303-16-4	
Dibenz(a,h)anthracene	ND	ug/L	10.0	1	03/10/16 10:55	03/11/16 18:35	53-70-3	
Dibenzofuran	ND	ug/L	10.0	1	03/10/16 10:55	03/11/16 18:35	132-64-9	
3,3'-Dichlorobenzidine	ND	ug/L	20.0	1	03/10/16 10:55	03/11/16 18:35	91-94-1	
2,4-Dichlorophenol	ND	ug/L	10.0	1	03/10/16 10:55	03/11/16 18:35	120-83-2	
2,6-Dichlorophenol	ND	ug/L	10.0	1	03/10/16 10:55	03/11/16 18:35	87-65-0	
Diethylphthalate	ND	ug/L	10.0	1	03/10/16 10:55	03/11/16 18:35	84-66-2	
Dimethoate	ND	ug/L	10.0	1	03/10/16 10:55	03/11/16 18:35	60-51-5	
P-Dimethylaminoazobenzene	ND	ug/L	10.0	1	03/10/16 10:55	03/11/16 18:35	60-11-7	
7,12-Dimethylbenz(a)anthracene	ND	ug/L	20.0	1	03/10/16 10:55	03/11/16 18:35	57-97-6	
3,3'-Dimethylbenzidine	ND	ug/L	20.0	1	03/10/16 10:55	03/11/16 18:35	119-93-7	
2,4-Dimethylphenol	ND	ug/L	10.0	1	03/10/16 10:55	03/11/16 18:35	105-67-9	
Dimethylphthalate	ND	ug/L	10.0	1	03/10/16 10:55	03/11/16 18:35	131-11-3	
Di-n-butylphthalate	ND	ug/L	10.0	1	03/10/16 10:55	03/11/16 18:35	84-74-2	
4,6-Dinitro-2-methylphenol	ND	ug/L	50.0	1	03/10/16 10:55	03/11/16 18:35	534-52-1	
1,3-Dinitrobenzene	ND	ug/L	50.0	1	03/10/16 10:55	03/11/16 18:35	99-65-0	
1,4-Dinitrobenzene	ND	ug/L	10.0	1	03/10/16 10:55	03/11/16 18:35	100-25-4	
2,4-Dinitrophenol	ND	ug/L	50.0	1	03/10/16 10:55	03/11/16 18:35	51-28-5	
2,4-Dinitrotoluene	ND	ug/L	10.0	1	03/10/16 10:55	03/11/16 18:35	121-14-2	
2,6-Dinitrotoluene	ND	ug/L	10.0	1	03/10/16 10:55	03/11/16 18:35	606-20-2	
Di-n-octylphthalate	ND	ug/L	10.0	1	03/10/16 10:55	03/11/16 18:35	117-84-0	
Dinoseb	ND	ug/L	10.0	1	03/10/16 10:55	03/11/16 18:35	88-85-7	
Diphenylamine	ND	ug/L	10.0	1	03/10/16 10:55	03/11/16 18:35	122-39-4	
Disulfoton	ND	ug/L	10.0	1	03/10/16 10:55	03/11/16 18:35	298-04-4	
bis(2-Ethylhexyl)phthalate	ND	ug/L	10.0	1	03/10/16 10:55	03/11/16 18:35	117-81-7	
Ethyl methanesulfonate	ND	ug/L	10.0	1	03/10/16 10:55	03/11/16 18:35	62-50-0	
Famphur	ND	ug/L	200	1	03/10/16 10:55	03/11/16 18:35	52-85-7	
Fluoranthene	ND	ug/L	10.0	1	03/10/16 10:55	03/11/16 18:35	206-44-0	
Fluorene	ND	ug/L	10.0	1	03/10/16 10:55	03/11/16 18:35	86-73-7	
Hexachloro-1,3-butadiene	ND	ug/L	10.0	1	03/10/16 10:55	03/11/16 18:35	87-68-3	
Hexachlorobenzene	ND	ug/L	10.0	1	03/10/16 10:55	03/11/16 18:35	118-74-1	
Hexachlorocyclopentadiene	ND	ug/L	10.0	1	03/10/16 10:55	03/11/16 18:35	77-47-4	
Hexachloroethane	ND	ug/L	10.0	1	03/10/16 10:55	03/11/16 18:35	67-72-1	
Hexachlorophene	ND	ug/L	200	1	03/10/16 10:55	03/11/16 18:35	70-30-4	
Hexachloropropene	ND	ug/L	10.0	1	03/10/16 10:55	03/11/16 18:35	1888-71-7	
Indeno(1,2,3-cd)pyrene	ND	ug/L	10.0	1	03/10/16 10:55	03/11/16 18:35	193-39-5	
Isodrin	ND	ug/L	10.0	1	03/10/16 10:55	03/11/16 18:35	465-73-6	
Isophorone	ND	ug/L	10.0	1	03/10/16 10:55	03/11/16 18:35	78-59-1	
Isosafrole	ND	ug/L	10.0	1	03/10/16 10:55	03/11/16 18:35	120-58-1	
Kepone	ND	ug/L	200	1	03/10/16 10:55	03/11/16 18:35	143-50-0	

REPORT OF LABORATORY ANALYSIS

This report shall not be reproduced, except in full,
without the written consent of Pace Analytical Services, Inc.

Pace Analytical®
www.pacelabs.com

Pace Analytical Services, Inc.
Not NELAP Accredited
4860 Blazer Parkway
Dublin, OH 43017
(614)486-5421

Pace Analytical Services, Inc.
7726 Moller Road
Indianapolis, IN 46268
(317)228-3100

ANALYTICAL RESULTS

Project: Bridgeton Landfill 1Q 2016
Pace Project No.: 50139618

Sample: LCS-68 **Lab ID: 50139618027** Collected: 03/07/16 16:10 Received: 03/09/16 13:58 Matrix: Water

Parameters	Results	Units	Report Limit	DF	Prepared	Analyzed	CAS No.	Qual
8270 MSSV APP IX waters	Analytical Method: EPA 8270 Preparation Method: EPA 3510							
Methapyrilene	ND	ug/L	10.0	1	03/10/16 10:55	03/11/16 18:35	91-80-5	
3-Methylcholanthrene	ND	ug/L	10.0	1	03/10/16 10:55	03/11/16 18:35	56-49-5	
Methyl methanesulfonate	ND	ug/L	10.0	1	03/10/16 10:55	03/11/16 18:35	66-27-3	
2-Methylnaphthalene	ND	ug/L	10.0	1	03/10/16 10:55	03/11/16 18:35	91-57-6	
Methyl parathion	ND	ug/L	10.0	1	03/10/16 10:55	03/11/16 18:35	298-00-0	
2-Methylphenol(o-Cresol)	ND	ug/L	10.0	1	03/10/16 10:55	03/11/16 18:35	95-48-7	
3&4-Methylphenol(m&p Cresol)	1220	ug/L	100	10	03/10/16 10:55	03/17/16 21:14		
1-Naphthalenamine	ND	ug/L	50.0	1	03/10/16 10:55	03/11/16 18:35	134-32-7	
2-Naphthalenamine	ND	ug/L	10.0	1	03/10/16 10:55	03/11/16 18:35	91-59-8	
Naphthalene	26.1	ug/L	10.0	1	03/10/16 10:55	03/11/16 18:35	91-20-3	
1,4-Naphthoquinone	ND	ug/L	50.0	1	03/10/16 10:55	03/11/16 18:35	130-15-4	
2-Nitroaniline	ND	ug/L	50.0	1	03/10/16 10:55	03/11/16 18:35	88-74-4	
3-Nitroaniline	ND	ug/L	50.0	1	03/10/16 10:55	03/11/16 18:35	99-09-2	
4-Nitroaniline	ND	ug/L	50.0	1	03/10/16 10:55	03/11/16 18:35	100-01-6	
Nitrobenzene	ND	ug/L	10.0	1	03/10/16 10:55	03/11/16 18:35	98-95-3	
2-Nitrophenol	ND	ug/L	10.0	1	03/10/16 10:55	03/11/16 18:35	88-75-5	
4-Nitrophenol	ND	ug/L	50.0	1	03/10/16 10:55	03/11/16 18:35	100-02-7	
5-Nitro-o-toluidine	ND	ug/L	10.0	1	03/10/16 10:55	03/11/16 18:35	99-55-8	
N-Nitrosodiethylamine	ND	ug/L	10.0	1	03/10/16 10:55	03/11/16 18:35	55-18-5	
N-Nitrosodimethylamine	ND	ug/L	10.0	1	03/10/16 10:55	03/11/16 18:35	62-75-9	
N-Nitroso-di-n-butylamine	ND	ug/L	10.0	1	03/10/16 10:55	03/11/16 18:35	924-16-3	
N-Nitroso-di-n-propylamine	ND	ug/L	50.0	1	03/10/16 10:55	03/11/16 18:35	621-64-7	
N-Nitrosomethylethylamine	ND	ug/L	10.0	1	03/10/16 10:55	03/11/16 18:35	10595-95-6	
N-Nitrosomorpholine	ND	ug/L	10.0	1	03/10/16 10:55	03/11/16 18:35	59-89-2	
N-Nitrosopiperidine	ND	ug/L	10.0	1	03/10/16 10:55	03/11/16 18:35	100-75-4	
N-Nitrosopyrrolidine	ND	ug/L	10.0	1	03/10/16 10:55	03/11/16 18:35	930-55-2	
O,O,O-Triethylphosphorothioate	ND	ug/L	10.0	1	03/10/16 10:55	03/11/16 18:35	126-68-1	
Parathion (Ethyl parathion)	ND	ug/L	10.0	1	03/10/16 10:55	03/11/16 18:35	56-38-2	
Pentachlorobenzene	ND	ug/L	10.0	1	03/10/16 10:55	03/11/16 18:35	608-93-5	
Pentachloronitrobenzene	ND	ug/L	10.0	1	03/10/16 10:55	03/11/16 18:35	82-68-8	
Pentachlorophenol	ND	ug/L	50.0	1	03/10/16 10:55	03/11/16 18:35	87-86-5	
Phenacetin	ND	ug/L	10.0	1	03/10/16 10:55	03/11/16 18:35	62-44-2	
Phenanthrene	ND	ug/L	10.0	1	03/10/16 10:55	03/11/16 18:35	85-01-8	
Phenol	ND	ug/L	10.0	1	03/10/16 10:55	03/11/16 18:35	108-95-2	
p-Phenylenediamine	ND	ug/L	20.0	1	03/10/16 10:55	03/11/16 18:35	106-50-3	
Phorate	ND	ug/L	10.0	1	03/10/16 10:55	03/11/16 18:35	298-02-2	
Pronamide	ND	ug/L	10.0	1	03/10/16 10:55	03/11/16 18:35	23950-58-5	
Pyrene	ND	ug/L	10.0	1	03/10/16 10:55	03/11/16 18:35	129-00-0	
Safrole	ND	ug/L	10.0	1	03/10/16 10:55	03/11/16 18:35	94-59-7	
1,2,4,5-Tetrachlorobenzene	ND	ug/L	10.0	1	03/10/16 10:55	03/11/16 18:35	95-94-3	
2,3,4,6-Tetrachlorophenol	ND	ug/L	10.0	1	03/10/16 10:55	03/11/16 18:35	58-90-2	
Thionazin	ND	ug/L	10.0	1	03/10/16 10:55	03/11/16 18:35	297-97-2	
O-Toluidine	ND	ug/L	10.0	1	03/10/16 10:55	03/11/16 18:35	95-53-4	
1,2,4-Trichlorobenzene	ND	ug/L	10.0	1	03/10/16 10:55	03/11/16 18:35	120-82-1	
2,4,5-Trichlorophenol	ND	ug/L	10.0	1	03/10/16 10:55	03/11/16 18:35	95-95-4	
2,4,6-Trichlorophenol	ND	ug/L	10.0	1	03/10/16 10:55	03/11/16 18:35	88-06-2	
1,3,5-Trinitrobenzene	ND	ug/L	20.0	1	03/10/16 10:55	03/11/16 18:35	99-35-4	

This report shall not be reproduced, except in full,
without the written consent of Pace Analytical Services, Inc..

Pace Analytical
www.pacelabs.com

Pace Analytical Services, Inc.
Not NELAP Accredited
4860 Blazer Parkway
Dublin, OH 43017
(614)486-5421

Pace Analytical Services, Inc.
7726 Moller Road
Indianapolis, IN 46268
(317)228-3100

ANALYTICAL RESULTS

Project: Bridgeton Landfill 1Q 2016
Pace Project No.: 50139618

Sample: LCS-6B **Lab ID: 50139618027** Collected: 03/07/16 16:10 Received: 03/09/16 13:58 Matrix: Water

Parameters	Results	Units	Report Limit	DF	Prepared	Analyzed	CAS No.	Qual
8270 MSSV APP IX waters	Analytical Method: EPA 8270 Preparation Method: EPA 3510							
Surrogates								
Nitrobenzene-d5 (S)	65	%.	38-124	1	03/10/16 10:55	03/11/16 18:35	4165-60-0	
2-Fluorobiphenyl (S)	38	%.	33-114	1	03/10/16 10:55	03/11/16 18:35	321-60-8	
p-Terphenyl-d14 (S)	5	%.	10-113	1	03/10/16 10:55	03/11/16 18:35	1718-51-0	1d
Phenol-d5 (S)	46	%.	10-58	1	03/10/16 10:55	03/11/16 18:35	4165-62-2	
2-Fluorophenol (S)	42	%.	11-79	1	03/10/16 10:55	03/11/16 18:35	367-12-4	
2,4,6-Tribromophenol (S)	83	%.	29-158	1	03/10/16 10:55	03/11/16 18:35	118-79-6	
8260 MSV	Analytical Method: EPA 8260							
Acetone	**238**	ug/L	50.0	5		03/14/16 11:19	67-64-1	
Acetonitrile	ND	ug/L	500	5		03/14/16 11:19	75-05-8	
Acrolein	ND	ug/L	250	5		03/14/16 11:19	107-02-8	
Acrylonitrile	ND	ug/L	500	5		03/14/16 11:19	107-13-1	
Allyl chloride	ND	ug/L	25.0	5		03/14/16 11:19	107-05-1	N2
Benzene	ND	ug/L	25.0	5		03/14/16 11:19	71-43-2	
Bromochloromethane	ND	ug/L	25.0	5		03/14/16 11:19	74-97-5	
Bromodichloromethane	ND	ug/L	25.0	5		03/14/16 11:19	75-27-4	
Bromoform	ND	ug/L	25.0	5		03/14/16 11:19	75-25-2	
Bromomethane	ND	ug/L	50.0	5		03/14/16 11:19	74-83-9	
2-Butanone (MEK)	**165**	ug/L	50.0	5		03/14/16 11:19	78-93-3	
Carbon disulfide	ND	ug/L	50.0	5		03/14/16 11:19	75-15-0	
Carbon tetrachloride	ND	ug/L	25.0	5		03/14/16 11:19	56-23-5	
Chlorobenzene	ND	ug/L	25.0	5		03/14/16 11:19	108-90-7	
Chloroethane	ND	ug/L	50.0	5		03/14/16 11:19	75-00-3	
Chloroform	ND	ug/L	25.0	5		03/14/16 11:19	67-66-3	
Chloromethane	ND	ug/L	50.0	5		03/14/16 11:19	74-87-3	
Chloroprene	ND	ug/L	500	5		03/14/16 11:19	126-99-8	N2
1,2-Dibromo-3-chloropropane	ND	ug/L	25.0	5		03/14/16 11:19	96-12-8	
Dibromochloromethane	ND	ug/L	25.0	5		03/14/16 11:19	124-48-1	
1,2-Dibromoethane (EDB)	ND	ug/L	25.0	5		03/14/16 11:19	106-93-4	
Dibromomethane	ND	ug/L	50.0	5		03/14/16 11:19	74-95-3	
1,2-Dichlorobenzene	ND	ug/L	25.0	5		03/14/16 11:19	95-50-1	
1,3-Dichlorobenzene	ND	ug/L	25.0	5		03/14/16 11:19	541-73-1	
1,4-Dichlorobenzene	**30.4**	ug/L	25.0	5		03/14/16 11:19	106-46-7	
trans-1,4-Dichloro-2-butene	ND	ug/L	50.0	5		03/14/16 11:19	110-57-6	
Dichlorodifluoromethane	ND	ug/L	25.0	5		03/14/16 11:19	75-71-8	
1,1-Dichloroethane	ND	ug/L	25.0	5		03/14/16 11:19	75-34-3	
1,2-Dichloroethane	ND	ug/L	25.0	5		03/14/16 11:19	107-06-2	
1,1-Dichloroethene	ND	ug/L	25.0	5		03/14/16 11:19	75-35-4	
cis-1,2-Dichloroethene	ND	ug/L	25.0	5		03/14/16 11:19	156-59-2	
trans-1,2-Dichloroethene	ND	ug/L	25.0	5		03/14/16 11:19	156-60-5	
1,2-Dichloropropane	ND	ug/L	25.0	5		03/14/16 11:19	78-87-5	
1,3-Dichloropropane	ND	ug/L	25.0	5		03/14/16 11:19	142-28-9	
2,2-Dichloropropane	ND	ug/L	25.0	5		03/14/16 11:19	594-20-7	
1,1-Dichloropropene	ND	ug/L	25.0	5		03/14/16 11:19	563-58-6	
cis-1,3-Dichloropropene	ND	ug/L	25.0	5		03/14/16 11:19	10061-01-5	
trans-1,3-Dichloropropene	ND	ug/L	25.0	5		03/14/16 11:19	10061-02-6	

REPORT OF LABORATORY ANALYSIS

This report shall not be reproduced, except in full,
without the written consent of Pace Analytical Services, Inc..

Pace Analytical
www.pacelabs.com

Pace Analytical Services, Inc.
Not NELAP Accredited
4860 Blazer Parkway
Dublin, OH 43017
(614)486-5421

Pace Analytical Services, Inc.
7726 Moller Road
Indianapolis, IN 46268
(317)228-3100

ANALYTICAL RESULTS

Project: Bridgeton Landfill 1Q 2016
Pace Project No.: 50139618

Sample: LCS-6B **Lab ID: 50139618027** Collected: 03/07/16 16:10 Received: 03/09/16 13:58 Matrix: Water

Parameters	Results	Units	Report Limit	DF	Prepared	Analyzed	CAS No.	Qual
8260 MSV	Analytical Method: EPA 8260							
Ethylbenzene	**49.3**	ug/L	25.0	5		03/14/16 11:19	100-41-4	
Ethyl methacrylate	ND	ug/L	500	5		03/14/16 11:19	97-63-2	
2-Hexanone	ND	ug/L	50.0	5		03/14/16 11:19	591-78-6	
Iodomethane	ND	ug/L	25.0	5		03/14/16 11:19	74-88-4	
Isobutanol	ND	ug/L	500	5		03/14/16 11:19	78-83-1	N2
Methacrylonitrile	ND	ug/L	500	5		03/14/16 11:19	126-98-7	N2
Methylene Chloride	ND	ug/L	25.0	5		03/14/16 11:19	75-09-2	
Methyl methacrylate	ND	ug/L	500	5		03/14/16 11:19	80-62-6	N2
4-Methyl-2-pentanone (MIBK)	ND	ug/L	50.0	5		03/14/16 11:19	108-10-1	
Propionitrile	ND	ug/L	500	5		03/14/16 11:19	107-12-0	N2
Styrene	ND	ug/L	25.0	5		03/14/16 11:19	100-42-5	
1,1,1,2-Tetrachloroethane	ND	ug/L	25.0	5		03/14/16 11:19	630-20-6	
1,1,2,2-Tetrachloroethane	ND	ug/L	25.0	5		03/14/16 11:19	79-34-5	
Tetrachloroethene	ND	ug/L	25.0	5		03/14/16 11:19	127-18-4	
Toluene	**77.7**	ug/L	25.0	5		03/14/16 11:19	108-88-3	
1,1,1-Trichloroethane	ND	ug/L	25.0	5		03/14/16 11:19	71-55-6	
1,1,2-Trichloroethane	ND	ug/L	25.0	5		03/14/16 11:19	79-00-5	
Trichloroethene	ND	ug/L	25.0	5		03/14/16 11:19	79-01-6	
Trichlorofluoromethane	ND	ug/L	50.0	5		03/14/16 11:19	75-69-4	
1,2,3-Trichloropropane	ND	ug/L	25.0	5		03/14/16 11:19	96-18-4	
Vinyl acetate	ND	ug/L	50.0	5		03/14/16 11:19	108-05-4	
Vinyl chloride	ND	ug/L	10.0	5		03/14/16 11:19	75-01-4	
Xylene (Total)	**125**	ug/L	25.0	5		03/14/16 11:19	1330-20-7	
Surrogates								
Dibromofluoromethane (S)	104	%.	84-118	5		03/14/16 11:19	1868-53-7	D3
4-Bromofluorobenzene (S)	98	%.	79-116	5		03/14/16 11:19	460-00-4	
Toluene-d8 (S)	102	%.	86-110	5		03/14/16 11:19	2037-26-5	
410.4 COD	Analytical Method: EPA 410.4 Preparation Method: EPA 410.4							
Chemical Oxygen Demand	**4780**	mg/L	50.0	1	03/22/16 08:37	03/22/16 11:06		
353.2 Nitrogen, NO2/NO3 pres.	Analytical Method: EPA 353.2							
Nitrogen, NO2 plus NO3	**1.8**	mg/L	1.0	10		03/22/16 10:05		
365.1 Total Phosphorus	Analytical Method: EPA 365.1 Preparation Method: EPA 365.1							
Phosphorus	**5.3**	mg/L	1.2	5	03/15/16 11:25	03/16/16 12:20	7723-14-0	
4500 Ammonia Water	Analytical Method: SM 4500-NH3 G							
Nitrogen, Ammonia	**1080**	mg/L	20.0	200		03/16/16 11:27	7664-41-7	
5310C TOC	Analytical Method: SM 5310C							
Total Organic Carbon	**1630**	mg/L	100	100		03/21/16 19:53	7440-44-0	

REPORT OF LABORATORY ANALYSIS

This report shall not be reproduced, except in full,
without the written consent of Pace Analytical Services, Inc..

Pace Analytical®
www.pacelabs.com

Pace Analytical Services, Inc.
Not NELAP Accredited
4860 Blazer Parkway
Dublin, OH 43017
(614)486-5421

Pace Analytical Services, Inc.
7726 Moller Road
Indianapolis, IN 46268
(317)228-3100

ANALYTICAL RESULTS

Project: Bridgeton Landfill 1Q 2016
Pace Project No.: 50139618

Sample: LCS-6B **Lab ID: 50139618028** Collected: 03/08/16 08:00 Received: 03/09/16 13:58 Matrix: Water

Parameters	Results	Units	Report Limit	DF	Prepared	Analyzed	CAS No.	Qual
300.0 IC Anions 28 Days	Analytical Method: EPA 300.0							
Chloride	**2390**	mg/L	250	1000		03/11/16 00:38	16887-00-6	
Fluoride	ND	mg/L	1.0	10		03/11/16 00:06	16984-48-8	D3
Sulfate	ND	mg/L	2.5	10		03/11/16 00:06	14808-79-8	D3
2540C Total Dissolved Solids	Analytical Method: SM 2540C							
Total Dissolved Solids	**7970**	mg/L	100	1		03/14/16 09:26		

Sample: LCS-4B **Lab ID: 50139618029** Collected: 03/08/16 08:45 Received: 03/09/16 13:58 Matrix: Water

Parameters	Results	Units	Report Limit	DF	Prepared	Analyzed	CAS No.	Qual
Field Data	Analytical Method:							
Field pH	**NA**	Std. Units		1		03/08/16 00:00		
Field Temperature	**NA**	deg C		1		03/08/16 00:00		
Field Specific Conductance	**NA**	umhos/cm		1		03/08/16 00:00		
Oxygen, Dissolved	**NA**	mg/L		1		03/08/16 00:00	7782-44-7	
Field Turbidity	**NA**	NTU		1		03/08/16 00:00		
8270 MSSV APP IX waters	Analytical Method: EPA 8270 Preparation Method: EPA 3510							
Acenaphthene	ND	ug/L	100	10	03/10/16 10:55	03/17/16 19:33	83-32-9	
Acenaphthylene	ND	ug/L	100	10	03/10/16 10:55	03/17/16 19:33	208-96-8	
Acetophenone	ND	ug/L	100	10	03/10/16 10:55	03/17/16 19:33	98-86-2	
2-Acetylaminofluorene	ND	ug/L	100	10	03/10/16 10:55	03/17/16 19:33	53-96-3	
4-Aminobiphenyl	ND	ug/L	100	10	03/10/16 10:55	03/17/16 19:33	92-67-1	
Anthracene	ND	ug/L	100	10	03/10/16 10:55	03/17/16 19:33	120-12-7	
Benzo(a)anthracene	ND	ug/L	100	10	03/10/16 10:55	03/17/16 19:33	56-55-3	
Benzo(a)pyrene	ND	ug/L	100	10	03/10/16 10:55	03/17/16 19:33	50-32-8	
Benzo(b)fluoranthene	ND	ug/L	100	10	03/10/16 10:55	03/17/16 19:33	205-99-2	
Benzo(g,h,i)perylene	ND	ug/L	100	10	03/10/16 10:55	03/17/16 19:33	191-24-2	
Benzo(k)fluoranthene	ND	ug/L	100	10	03/10/16 10:55	03/17/16 19:33	207-08-9	
Benzyl alcohol	**1750**	ug/L	1000	100	03/10/16 10:55	03/18/16 14:07	100-51-6	
4-Bromophenylphenyl ether	ND	ug/L	100	10	03/10/16 10:55	03/17/16 19:33	101-55-3	
Butylbenzylphthalate	ND	ug/L	100	10	03/10/16 10:55	03/17/16 19:33	85-68-7	
4-Chloro-3-methylphenol	ND	ug/L	100	10	03/10/16 10:55	03/17/16 19:33	59-50-7	
4-Chloroaniline	ND	ug/L	100	10	03/10/16 10:55	03/17/16 19:33	106-47-8	
Chlorobenzilate	ND	ug/L	100	10	03/10/16 10:55	03/17/16 19:33	510-15-6	
bis(2-Chloroethoxy)methane	ND	ug/L	100	10	03/10/16 10:55	03/17/16 19:33	111-91-1	
bis(2-Chloroethyl) ether	ND	ug/L	100	10	03/10/16 10:55	03/17/16 19:33	111-44-4	D3
bis(2-Chloroisopropyl) ether	ND	ug/L	100	10	03/10/16 10:55	03/17/16 19:33	108-60-1	
2-Chloronaphthalene	ND	ug/L	100	10	03/10/16 10:55	03/17/16 19:33	91-58-7	
2-Chlorophenol	ND	ug/L	100	10	03/10/16 10:55	03/17/16 19:33	95-57-8	
4-Chlorophenylphenyl ether	ND	ug/L	100	10	03/10/16 10:55	03/17/16 19:33	7005-72-3	
Chrysene	ND	ug/L	100	10	03/10/16 10:55	03/17/16 19:33	218-01-9	
Diallate	ND	ug/L	100	10	03/10/16 10:55	03/17/16 19:33	2303-16-4	
Dibenz(a,h)anthracene	ND	ug/L	100	10	03/10/16 10:55	03/17/16 19:33	53-70-3	

REPORT OF LABORATORY ANALYSIS

This report shall not be reproduced, except in full,
without the written consent of Pace Analytical Services, Inc..

Pace Analytical®
www.pacelabs.com

Pace Analytical Services, Inc.
Not NELAP Accredited
4860 Blazer Parkway
Dublin, OH 43017
(614)486-5421

Pace Analytical Services, Inc.
7726 Moller Road
Indianapolis, IN 46268
(317)228-3100

ANALYTICAL RESULTS

Project: Bridgeton Landfill 1Q 2016
Pace Project No.: 50139618

Sample: LCS-48 Lab ID: 50139618029 Collected: 03/08/16 08:45 Received: 03/09/16 13:58 Matrix: Water

Parameters	Results	Units	Report Limit	DF	Prepared	Analyzed	CAS No.	Qual
8270 MSSV APP IX waters	Analytical Method: EPA 8270 Preparation Method: EPA 3510							
Dibenzofuran	ND	ug/L	100	10	03/10/16 10:55	03/17/16 19:33	132-64-9	
3,3'-Dichlorobenzidine	ND	ug/L	200	10	03/10/16 10:55	03/17/16 19:33	91-94-1	
2,4-Dichlorophenol	ND	ug/L	100	10	03/10/16 10:55	03/17/16 19:33	120-83-2	
2,6-Dichlorophenol	ND	ug/L	100	10	03/10/16 10:55	03/17/16 19:33	87-65-0	
Diethylphthalate	ND	ug/L	100	10	03/10/16 10:55	03/17/16 19:33	84-66-2	
Dimethoate	ND	ug/L	100	10	03/10/16 10:55	03/17/16 19:33	60-51-5	
P-Dimethylaminoazobenzene	ND	ug/L	100	10	03/10/16 10:55	03/17/16 19:33	60-11-7	
7,12-Dimethylbenz(a)anthracene	ND	ug/L	200	10	03/10/16 10:55	03/17/16 19:33	57-97-6	
3,3'-Dimethylbenzidine	ND	ug/L	200	10	03/10/16 10:55	03/17/16 19:33	119-93-7	
2,4-Dimethylphenol	ND	ug/L	100	10	03/10/16 10:55	03/17/16 19:33	105-67-9	
Dimethylphthalate	ND	ug/L	100	10	03/10/16 10:55	03/17/16 19:33	131-11-3	
Di-n-butylphthalate	ND	ug/L	100	10	03/10/16 10:55	03/17/16 19:33	84-74-2	
4,6-Dinitro-2-methylphenol	ND	ug/L	500	10	03/10/16 10:55	03/17/16 19:33	534-52-1	
1,3-Dinitrobenzene	ND	ug/L	500	10	03/10/16 10:55	03/17/16 19:33	99-65-0	
1,4-Dinitrobenzene	ND	ug/L	100	10	03/10/16 10:55	03/17/16 19:33	100-25-4	
2,4-Dinitrophenol	ND	ug/L	500	10	03/10/16 10:55	03/17/16 19:33	51-28-5	
2,4-Dinitrotoluene	ND	ug/L	100	10	03/10/16 10:55	03/17/16 19:33	121-14-2	
2,6-Dinitrotoluene	ND	ug/L	100	10	03/10/16 10:55	03/17/16 19:33	606-20-2	
Di-n-octylphthalate	ND	ug/L	100	10	03/10/16 10:55	03/17/16 19:33	117-84-0	
Dinoseb	ND	ug/L	100	10	03/10/16 10:55	03/17/16 19:33	88-85-7	
Diphenylamine	ND	ug/L	100	10	03/10/16 10:55	03/17/16 19:33	122-39-4	
Disulfoton	ND	ug/L	100	10	03/10/16 10:55	03/17/16 19:33	298-04-4	
bis(2-Ethylhexyl)phthalate	ND	ug/L	100	10	03/10/16 10:55	03/17/16 19:33	117-81-7	
Ethyl methanesulfonate	ND	ug/L	100	10	03/10/16 10:55	03/17/16 19:33	62-50-0	
Famphur	ND	ug/L	2000	10	03/10/16 10:55	03/17/16 19:33	52-85-7	
Fluoranthene	ND	ug/L	100	10	03/10/16 10:55	03/17/16 19:33	206-44-0	
Fluorene	ND	ug/L	100	10	03/10/16 10:55	03/17/16 19:33	86-73-7	
Hexachloro-1,3-butadiene	ND	ug/L	100	10	03/10/16 10:55	03/17/16 19:33	87-68-3	
Hexachlorobenzene	ND	ug/L	100	10	03/10/16 10:55	03/17/16 19:33	118-74-1	
Hexachlorocyclopentadiene	ND	ug/L	100	10	03/10/16 10:55	03/17/16 19:33	77-47-4	
Hexachloroethane	ND	ug/L	100	10	03/10/16 10:55	03/17/16 19:33	67-72-1	
Hexachlorophene	ND	ug/L	2000	10	03/10/16 10:55	03/17/16 19:33	70-30-4	
Hexachloropropene	ND	ug/L	100	10	03/10/16 10:55	03/17/16 19:33	1888-71-7	
Indeno(1,2,3-cd)pyrene	ND	ug/L	100	10	03/10/16 10:55	03/17/16 19:33	193-39-5	
Isodrin	ND	ug/L	100	10	03/10/16 10:55	03/17/16 19:33	465-73-6	
Isophorone	ND	ug/L	100	10	03/10/16 10:55	03/17/16 19:33	78-59-1	
Isosafrole	ND	ug/L	100	10	03/10/16 10:55	03/17/16 19:33	120-58-1	
Kepone	ND	ug/L	2000	10	03/10/16 10:55	03/17/16 19:33	143-50-0	
Methapyrilene	ND	ug/L	100	10	03/10/16 10:55	03/17/16 19:33	91-80-5	
3-Methylcholanthrene	ND	ug/L	100	10	03/10/16 10:55	03/17/16 19:33	56-49-5	
Methyl methanesulfonate	ND	ug/L	100	10	03/10/16 10:55	03/17/16 19:33	66-27-3	
2-Methylnaphthalene	ND	ug/L	100	10	03/10/16 10:55	03/17/16 19:33	91-57-6	
Methyl parathion	ND	ug/L	100	10	03/10/16 10:55	03/17/16 19:33	298-00-0	
2-Methylphenol(o-Cresol)	ND	ug/L	100	10	03/10/16 10:55	03/17/16 19:33	95-48-7	
3&4-Methylphenol(m&p Cresol)	43000	ug/L	10000	1000	03/10/16 10:55	03/24/16 12:05		
1-Naphthalenamine	ND	ug/L	500	10	03/10/16 10:55	03/17/16 19:33	134-32-7	
2-Naphthalenamine	ND	ug/L	100	10	03/10/16 10:55	03/17/16 19:33	91-59-8	

REPORT OF LABORATORY ANALYSIS

This report shall not be reproduced, except in full,
without the written consent of Pace Analytical Services, Inc..

Pace Analytical®
www.pacelabs.com

Pace Analytical Services, Inc.
Not NELAP Accredited
4860 Blazer Parkway
Dublin, OH 43017
(614)486-5421

Pace Analytical Services, Inc.
7726 Moller Road
Indianapolis, IN 46268
(317)228-3100

ANALYTICAL RESULTS

Project: Bridgeton Landfill 1Q 2016
Pace Project No.: 50139618

Sample: LCS-4B **Lab ID: 50139618029** Collected: 03/08/16 08:45 Received: 03/09/16 13:58 Matrix: Water

Parameters	Results	Units	Report Limit	DF	Prepared	Analyzed	CAS No.	Qual
8270 MSSV APP IX waters	Analytical Method: EPA 8270 Preparation Method: EPA 3510							
Naphthalene	ND	ug/L	100	10	03/10/16 10:55	03/17/16 19:33	91-20-3	
1,4-Naphthoquinone	ND	ug/L	500	10	03/10/16 10:55	03/17/16 19:33	130-15-4	
2-Nitroaniline	ND	ug/L	500	10	03/10/16 10:55	03/17/16 19:33	88-74-4	
3-Nitroaniline	ND	ug/L	500	10	03/10/16 10:55	03/17/16 19:33	99-09-2	
4-Nitroaniline	ND	ug/L	500	10	03/10/16 10:55	03/17/16 19:33	100-01-6	
Nitrobenzene	ND	ug/L	100	10	03/10/16 10:55	03/17/16 19:33	98-95-3	
2-Nitrophenol	ND	ug/L	100	10	03/10/16 10:55	03/17/16 19:33	88-75-5	
4-Nitrophenol	ND	ug/L	500	10	03/10/16 10:55	03/17/16 19:33	100-02-7	
5-Nitro-o-toluidine	ND	ug/L	100	10	03/10/16 10:55	03/17/16 19:33	99-55-8	
N-Nitrosodiethylamine	ND	ug/L	100	10	03/10/16 10:55	03/17/16 19:33	55-18-5	
N-Nitrosodimethylamine	ND	ug/L	100	10	03/10/16 10:55	03/17/16 19:33	62-75-9	
N-Nitroso-di-n-butylamine	ND	ug/L	100	10	03/10/16 10:55	03/17/16 19:33	924-16-3	
N-Nitroso-di-n-propylamine	ND	ug/L	500	10	03/10/16 10:55	03/17/16 19:33	621-64-7	
N-Nitrosomethylethylamine	ND	ug/L	100	10	03/10/16 10:55	03/17/16 19:33	10595-95-6	
N-Nitrosomorpholine	ND	ug/L	100	10	03/10/16 10:55	03/17/16 19:33	59-89-2	
N-Nitrosopiperidine	ND	ug/L	100	10	03/10/16 10:55	03/17/16 19:33	100-75-4	
N-Nitrosopyrrolidine	ND	ug/L	100	10	03/10/16 10:55	03/17/16 19:33	930-55-2	
O,O,O-Triethylphosphorothioate	ND	ug/L	100	10	03/10/16 10:55	03/17/16 19:33	126-68-1	
Parathion (Ethyl parathion)	ND	ug/L	100	10	03/10/16 10:55	03/17/16 19:33	56-38-2	
Pentachlorobenzene	ND	ug/L	100	10	03/10/16 10:55	03/17/16 19:33	608-93-5	
Pentachloronitrobenzene	ND	ug/L	100	10	03/10/16 10:55	03/17/16 19:33	82-68-8	
Pentachlorophenol	ND	ug/L	500	10	03/10/16 10:55	03/17/16 19:33	87-86-5	
Phenacetin	ND	ug/L	100	10	03/10/16 10:55	03/17/16 19:33	62-44-2	
Phenanthrene	ND	ug/L	100	10	03/10/16 10:55	03/17/16 19:33	85-01-8	
Phenol	**11700**	ug/L	1000	100	03/10/16 10:55	03/18/16 14:07	108-95-2	
p-Phenylenediamine	ND	ug/L	200	10	03/10/16 10:55	03/17/16 19:33	106-50-3	
Phorate	ND	ug/L	100	10	03/10/16 10:55	03/17/16 19:33	298-02-2	
Pronamide	ND	ug/L	100	10	03/10/16 10:55	03/17/16 19:33	23950-58-5	
Pyrene	ND	ug/L	100	10	03/10/16 10:55	03/17/16 19:33	129-00-0	
Safrole	ND	ug/L	100	10	03/10/16 10:55	03/17/16 19:33	94-59-7	
1,2,4,5-Tetrachlorobenzene	ND	ug/L	100	10	03/10/16 10:55	03/17/16 19:33	95-94-3	
2,3,4,6-Tetrachlorophenol	ND	ug/L	100	10	03/10/16 10:55	03/17/16 19:33	58-90-2	
Thionazin	ND	ug/L	100	10	03/10/16 10:55	03/17/16 19:33	297-97-2	
O-Toluidine	ND	ug/L	100	10	03/10/16 10:55	03/17/16 19:33	95-53-4	
1,2,4-Trichlorobenzene	ND	ug/L	100	10	03/10/16 10:55	03/17/16 19:33	120-82-1	
2,4,5-Trichlorophenol	ND	ug/L	100	10	03/10/16 10:55	03/17/16 19:33	95-95-4	
2,4,6-Trichlorophenol	ND	ug/L	100	10	03/10/16 10:55	03/17/16 19:33	88-06-2	
1,3,5-Trinitrobenzene	ND	ug/L	200	10	03/10/16 10:55	03/17/16 19:33	99-35-4	
Surrogates								
Nitrobenzene-d5 (S)	0	%.	38-124	10	03/10/16 10:55	03/17/16 19:33	4165-60-0	S4
2-Fluorobiphenyl (S)	43	%.	33-114	10	03/10/16 10:55	03/17/16 19:33	321-60-8	
p-Terphenyl-d14 (S)	21	%.	10-113	10	03/10/16 10:55	03/17/16 19:33	1718-51-0	
Phenol-d5 (S)	0	%.	10-58	10	03/10/16 10:55	03/17/16 19:33	4165-62-2	S4
2-Fluorophenol (S)	0	%.	11-79	10	03/10/16 10:55	03/17/16 19:33	367-12-4	S4
2,4,6-Tribromophenol (S)	83	%.	29-158	10	03/10/16 10:55	03/17/16 19:33	118-79-6	

This report shall not be reproduced, except in full,
without the written consent of Pace Analytical Services, Inc.

Pace Analytical®
www.pacelabs.com

Pace Analytical Services, Inc.
Not NELAP Accredited
4860 Blazer Parkway
Dublin, OH 43017
(614)486-5421

Pace Analytical Services, Inc.
7726 Moller Road
Indianapolis, IN 46268
(317)228-3100

ANALYTICAL RESULTS

Project: Bridgeton Landfill 1Q 2016
Pace Project No.: 50139618

Sample: LCS-4B **Lab ID: 50139618029** Collected: 03/08/16 08:45 Received: 03/09/16 13:58 Matrix: Water

Parameters	Results	Units	Report Limit	DF	Prepared	Analyzed	CAS No.	Qual
8260 MSV	Analytical Method: EPA 8260							
Acetone	**162000**	ug/L	5000	500		03/15/16 03:13	67-64-1	
Acetonitrile	ND	ug/L	5000	50		03/15/16 02:47	75-05-8	
Acrolein	ND	ug/L	2500	50		03/15/16 02:47	107-02-8	
Acrylonitrile	ND	ug/L	5000	50		03/15/16 02:47	107-13-1	
Allyl chloride	ND	ug/L	250	50		03/15/16 02:47	107-05-1	N2
Benzene	**612**	ug/L	250	50		03/15/16 16:45	71-43-2	
Bromochloromethane	ND	ug/L	250	50		03/15/16 02:47	74-97-5	
Bromodichloromethane	ND	ug/L	250	50		03/15/16 02:47	75-27-4	
Bromoform	ND	ug/L	250	50		03/15/16 02:47	75-25-2	
Bromomethane	ND	ug/L	500	50		03/15/16 02:47	74-83-9	
2-Butanone (MEK)	**89300**	ug/L	5000	500		03/15/16 03:13	78-93-3	
Carbon disulfide	ND	ug/L	500	50		03/15/16 02:47	75-15-0	
Carbon tetrachloride	ND	ug/L	250	50		03/15/16 02:47	56-23-5	
Chlorobenzene	ND	ug/L	250	50		03/15/16 02:47	108-90-7	
Chloroethane	ND	ug/L	500	50		03/15/16 02:47	75-00-3	
Chloroform	ND	ug/L	250	50		03/15/16 02:47	67-66-3	
Chloromethane	ND	ug/L	500	50		03/15/16 02:47	74-87-3	
Chloroprene	ND	ug/L	5000	50		03/15/16 02:47	126-99-8	N2
1,2-Dibromo-3-chloropropane	ND	ug/L	250	50		03/15/16 02:47	96-12-8	
Dibromochloromethane	ND	ug/L	250	50		03/15/16 02:47	124-48-1	
1,2-Dibromoethane (EDB)	ND	ug/L	250	50		03/15/16 02:47	106-93-4	
Dibromomethane	ND	ug/L	500	50		03/15/16 02:47	74-95-3	
1,2-Dichlorobenzene	ND	ug/L	250	50		03/15/16 02:47	95-50-1	
1,3-Dichlorobenzene	ND	ug/L	250	50		03/15/16 02:47	541-73-1	
1,4-Dichlorobenzene	ND	ug/L	250	50		03/15/16 02:47	106-46-7	
trans-1,4-Dichloro-2-butene	ND	ug/L	500	50		03/15/16 02:47	110-57-6	
Dichlorodifluoromethane	ND	ug/L	250	50		03/15/16 02:47	75-71-8	
1,1-Dichloroethane	ND	ug/L	250	50		03/15/16 02:47	75-34-3	
1,2-Dichloroethane	ND	ug/L	250	50		03/15/16 02:47	107-06-2	
1,1-Dichloroethene	ND	ug/L	250	50		03/15/16 02:47	75-35-4	
cis-1,2-Dichloroethene	ND	ug/L	250	50		03/15/16 02:47	156-59-2	
trans-1,2-Dichloroethene	ND	ug/L	250	50		03/15/16 02:47	156-60-5	
1,2-Dichloropropane	ND	ug/L	250	50		03/15/16 02:47	78-87-5	
1,3-Dichloropropane	ND	ug/L	250	50		03/15/16 02:47	142-28-9	
2,2-Dichloropropane	ND	ug/L	250	50		03/15/16 02:47	594-20-7	
1,1-Dichloropropene	ND	ug/L	250	50		03/15/16 02:47	563-58-6	
cis-1,3-Dichloropropene	ND	ug/L	250	50		03/15/16 02:47	10061-01-5	
trans-1,3-Dichloropropene	ND	ug/L	250	50		03/15/16 02:47	10061-02-6	
Ethylbenzene	ND	ug/L	250	50		03/15/16 02:47	100-41-4	
Ethyl methacrylate	ND	ug/L	5000	50		03/15/16 02:47	97-63-2	
2-Hexanone	**610**	ug/L	500	50		03/15/16 02:47	591-78-6	
Iodomethane	ND	ug/L	250	50		03/15/16 02:47	74-88-4	
Isobutanol	ND	ug/L	5000	50		03/15/16 02:47	78-83-1	N2
Methacrylonitrile	ND	ug/L	5000	50		03/15/16 02:47	126-98-7	N2
Methylene Chloride	ND	ug/L	250	50		03/15/16 02:47	75-09-2	
Methyl methacrylate	ND	ug/L	5000	50		03/15/16 02:47	80-62-6	N2
4-Methyl-2-pentanone (MIBK)	**976**	ug/L	500	50		03/15/16 02:47	108-10-1	

REPORT OF LABORATORY ANALYSIS

This report shall not be reproduced, except in full,
without the written consent of Pace Analytical Services, Inc..

Pace Analytical
www.pacelabs.com

Pace Analytical Services, Inc.
Not NELAP Accredited
4860 Blazer Parkway
Dublin, OH 43017
(614)486-5421

Pace Analytical Services, Inc.
7726 Moller Road
Indianapolis, IN 46268
(317)228-3100

ANALYTICAL RESULTS

Project: Bridgeton Landfill 1Q 2016
Pace Project No.: 50139618

Sample: LCS-4B **Lab ID: 50139618029** Collected: 03/08/16 08:45 Received: 03/09/16 13:58 Matrix: Water

Parameters	Results	Units	Report Limit	DF	Prepared	Analyzed	CAS No.	Qual
8260 MSV	Analytical Method: EPA 8260							
Propionitrile	ND	ug/L	5000	50		03/15/16 02:47	107-12-0	N2
Styrene	ND	ug/L	250	50		03/15/16 02:47	100-42-5	
1,1,1,2-Tetrachloroethane	ND	ug/L	250	50		03/15/16 02:47	630-20-6	
1,1,2,2-Tetrachloroethane	ND	ug/L	250	50		03/15/16 02:47	79-34-5	
Tetrachloroethene	ND	ug/L	250	50		03/15/16 02:47	127-18-4	
Toluene	ND	ug/L	250	50		03/15/16 02:47	108-88-3	
1,1,1-Trichloroethane	ND	ug/L	250	50		03/15/16 02:47	71-55-6	
1,1,2-Trichloroethane	ND	ug/L	250	50		03/15/16 02:47	79-00-5	
Trichloroethene	ND	ug/L	250	50		03/15/16 02:47	79-01-6	
Trichlorofluoromethane	ND	ug/L	500	50		03/15/16 02:47	75-69-4	
1,2,3-Trichloropropane	ND	ug/L	250	50		03/15/16 02:47	96-18-4	
Vinyl acetate	ND	ug/L	500	50		03/15/16 02:47	108-05-4	
Vinyl chloride	ND	ug/L	100	50		03/15/16 02:47	75-01-4	
Xylene (Total)	ND	ug/L	250	50		03/15/16 02:47	1330-20-7	
Surrogates								
Dibromofluoromethane (S)	100	%.	84-118	50		03/15/16 02:47	1868-53-7	D4
4-Bromofluorobenzene (S)	101	%.	79-116	50		03/15/16 02:47	460-00-4	
Toluene-d8 (S)	100	%.	86-110	50		03/15/16 02:47	2037-26-5	

Sample: FB @ PZ-103-SS **Lab ID: 50139618030** Collected: 03/08/16 09:25 Received: 03/09/16 13:58 Matrix: Water

Parameters	Results	Units	Report Limit	DF	Prepared	Analyzed	CAS No.	Qual
300.0 IC Anions 28 Days	Analytical Method: EPA 300.0							
Chloride	ND	mg/L	0.25	1		03/11/16 01:51	16887-00-6	
Fluoride	ND	mg/L	0.10	1		03/11/16 01:51	16984-48-8	
Sulfate	ND	mg/L	0.25	1		03/11/16 01:51	14808-79-8	
6010 MET ICP	Analytical Method: EPA 6010 Preparation Method: EPA 3010							
Barium	ND	ug/L	10.0	1	03/11/16 07:47	03/14/16 17:22	7440-39-3	
Boron	ND	ug/L	100	1	03/11/16 07:47	03/14/16 17:22	7440-42-8	
Calcium	ND	ug/L	500	1	03/11/16 07:47	03/14/16 17:22	7440-70-2	
Cobalt	ND	ug/L	5.0	1	03/11/16 07:47	03/14/16 17:22	7440-48-4	
Iron	ND	ug/L	50.0	1	03/11/16 07:47	03/14/16 17:22	7439-89-6	
Magnesium	ND	ug/L	500	1	03/11/16 07:47	03/14/16 17:22	7439-95-4	
Manganese	ND	ug/L	5.0	1	03/11/16 07:47	03/14/16 17:22	7439-96-5	
Nickel	ND	ug/L	10.0	1	03/11/16 07:47	03/14/16 17:22	7440-02-0	
Sodium	ND	ug/L	1000	1	03/11/16 07:47	03/14/16 17:22	7440-23-5	
Total Hardness by 2340B	ND	ug/L	1000	1	03/11/16 07:47	03/14/16 17:22		
Zinc	ND	ug/L	20.0	1	03/11/16 07:47	03/14/16 17:22	7440-66-6	
6020 MET ICPMS	Analytical Method: EPA 6020 Preparation Method: EPA 200.2							
Antimony	ND	ug/L	5.0	1	03/10/16 09:00	03/11/16 13:28	7440-36-0	
Arsenic	ND	ug/L	5.0	1	03/10/16 09:00	03/11/16 13:28	7440-38-2	
Beryllium	ND	ug/L	2.0	1	03/10/16 09:00	03/11/16 13:28	7440-41-7	

REPORT OF LABORATORY ANALYSIS

This report shall not be reproduced, except in full,
without the written consent of Pace Analytical Services, Inc..

Pace Analytical
www.pacelabs.com

Pace Analytical Services, Inc.
Not NELAP Accredited
4860 Blazer Parkway
Dublin, OH 43017
(614)486-5421

Pace Analytical Services, Inc.
7726 Moller Road
Indianapolis, IN 46268
(317)228-3100

ANALYTICAL RESULTS

Project: Bridgeton Landfill 1Q 2016
Pace Project No.: 50139618

Sample: FB @ PZ-103-SS Lab ID: 50139618030 Collected: 03/08/16 09:25 Received: 03/09/16 13:58 Matrix: Water

Parameters	Results	Units	Report Limit	DF	Prepared	Analyzed	CAS No.	Qual
6020 MET ICPMS	Analytical Method: EPA 6020 Preparation Method: EPA 200.2							
Cadmium	ND	ug/L	0.20	1	03/10/16 09:00	03/11/16 13:28	7440-43-9	
Chromium	ND	ug/L	5.0	1	03/10/16 09:00	03/11/16 13:28	7440-47-3	
Copper	ND	ug/L	5.0	1	03/10/16 09:00	03/11/16 13:28	7440-50-8	
Lead	ND	ug/L	5.0	1	03/10/16 09:00	03/11/16 13:28	7439-92-1	
Selenium	ND	ug/L	5.0	1	03/10/16 09:00	03/11/16 13:28	7782-49-2	
Silver	ND	ug/L	5.0	1	03/10/16 09:00	03/11/16 13:28	7440-22-4	
Thallium	ND	ug/L	2.0	1	03/10/16 09:00	03/11/16 13:28	7440-28-0	
Vanadium	ND	ug/L	10.0	1	03/10/16 09:00	03/11/16 13:28	7440-62-2	
7470 Mercury	Analytical Method: EPA 7470 Preparation Method: EPA 7470							
Mercury	ND	ug/L	0.20	1	03/23/16 11:46	03/23/16 19:27	7439-97-6	
8270 MSSV APP IX waters	Analytical Method: EPA 8270 Preparation Method: EPA 3510							
Acenaphthene	ND	ug/L	10.0	1	03/10/16 10:55	03/11/16 19:16	83-32-9	
Acenaphthylene	ND	ug/L	10.0	1	03/10/16 10:55	03/11/16 19:16	208-96-8	
Acetophenone	ND	ug/L	10.0	1	03/10/16 10:55	03/11/16 19:16	98-86-2	
2-Acetylaminofluorene	ND	ug/L	10.0	1	03/10/16 10:55	03/11/16 19:16	53-96-3	
4-Aminobiphenyl	ND	ug/L	10.0	1	03/10/16 10:55	03/11/16 19:16	92-67-1	
Anthracene	ND	ug/L	10.0	1	03/10/16 10:55	03/11/16 19:16	120-12-7	
Benzo(a)anthracene	ND	ug/L	10.0	1	03/10/16 10:55	03/11/16 19:16	56-55-3	
Benzo(a)pyrene	ND	ug/L	10.0	1	03/10/16 10:55	03/11/16 19:16	50-32-8	
Benzo(b)fluoranthene	ND	ug/L	10.0	1	03/10/16 10:55	03/11/16 19:16	205-99-2	
Benzo(g,h,i)perylene	ND	ug/L	10.0	1	03/10/16 10:55	03/11/16 19:16	191-24-2	
Benzo(k)fluoranthene	ND	ug/L	10.0	1	03/10/16 10:55	03/11/16 19:16	207-08-9	
Benzyl alcohol	ND	ug/L	10.0	1	03/10/16 10:55	03/11/16 19:16	100-51-6	
4-Bromophenylphenyl ether	ND	ug/L	10.0	1	03/10/16 10:55	03/11/16 19:16	101-55-3	
Butylbenzylphthalate	ND	ug/L	10.0	1	03/10/16 10:55	03/11/16 19:16	85-68-7	
4-Chloro-3-methylphenol	ND	ug/L	10.0	1	03/10/16 10:55	03/11/16 19:16	59-50-7	
4-Chloroaniline	ND	ug/L	10.0	1	03/10/16 10:55	03/11/16 19:16	106-47-8	
Chlorobenzilate	ND	ug/L	10.0	1	03/10/16 10:55	03/11/16 19:16	510-15-6	
bis(2-Chloroethoxy)methane	ND	ug/L	10.0	1	03/10/16 10:55	03/11/16 19:16	111-91-1	
bis(2-Chloroethyl) ether	ND	ug/L	10.0	1	03/10/16 10:55	03/11/16 19:16	111-44-4	
bis(2-Chloroisopropyl) ether	ND	ug/L	10.0	1	03/10/16 10:55	03/11/16 19:16	108-60-1	
2-Chloronaphthalene	ND	ug/L	10.0	1	03/10/16 10:55	03/11/16 19:16	91-58-7	
2-Chlorophenol	ND	ug/L	10.0	1	03/10/16 10:55	03/11/16 19:16	95-57-8	
4-Chlorophenylphenyl ether	ND	ug/L	10.0	1	03/10/16 10:55	03/11/16 19:16	7005-72-3	
Chrysene	ND	ug/L	10.0	1	03/10/16 10:55	03/11/16 19:16	218-01-9	
Diallate	ND	ug/L	10.0	1	03/10/16 10:55	03/11/16 19:16	2303-16-4	
Dibenz(a,h)anthracene	ND	ug/L	10.0	1	03/10/16 10:55	03/11/16 19:16	53-70-3	
Dibenzofuran	ND	ug/L	10.0	1	03/10/16 10:55	03/11/16 19:16	132-64-9	
3,3'-Dichlorobenzidine	ND	ug/L	20.0	1	03/10/16 10:55	03/11/16 19:16	91-94-1	
2,4-Dichlorophenol	ND	ug/L	10.0	1	03/10/16 10:55	03/11/16 19:16	120-83-2	
2,6-Dichlorophenol	ND	ug/L	10.0	1	03/10/16 10:55	03/11/16 19:16	87-65-0	
Diethylphthalate	ND	ug/L	10.0	1	03/10/16 10:55	03/11/16 19:16	84-66-2	
Dimethoate	ND	ug/L	10.0	1	03/10/16 10:55	03/11/16 19:16	60-51-5	
P-Dimethylaminoazobenzene	ND	ug/L	10.0	1	03/10/16 10:55	03/11/16 19:16	60-11-7	

This report shall not be reproduced, except in full,
without the written consent of Pace Analytical Services, Inc..

Pace Analytical
www.pacelabs.com

Pace Analytical Services, Inc.
Not NELAP Accredited
4860 Blazer Parkway
Dublin, OH 43017
(614)486-5421

Pace Analytical Services, Inc.
7726 Moller Road
Indianapolis, IN 46268
(317)228-3100

ANALYTICAL RESULTS

Project: Bridgeton Landfill 1Q 2016
Pace Project No.: 50139618

Sample: FB @ PZ-103-SS **Lab ID: 50139618030** Collected: 03/08/16 09:25 Received: 03/09/16 13:58 Matrix: Water

Parameters	Results	Units	Report Limit	DF	Prepared	Analyzed	CAS No.	Qual
8270 MSSV APP IX waters	Analytical Method: EPA 8270 Preparation Method: EPA 3510							
7,12-Dimethylbenz(a)anthracene	ND	ug/L	20.0	1	03/10/16 10:55	03/11/16 19:16	57-97-6	
3,3'-Dimethylbenzidine	ND	ug/L	20.0	1	03/10/16 10:55	03/11/16 19:16	119-93-7	
2,4-Dimethylphenol	ND	ug/L	10.0	1	03/10/16 10:55	03/11/16 19:16	105-67-9	
Dimethylphthalate	ND	ug/L	10.0	1	03/10/16 10:55	03/11/16 19:16	131-11-3	
Di-n-butylphthalate	ND	ug/L	10.0	1	03/10/16 10:55	03/11/16 19:16	84-74-2	
4,6-Dinitro-2-methylphenol	ND	ug/L	50.0	1	03/10/16 10:55	03/11/16 19:16	534-52-1	
1,3-Dinitrobenzene	ND	ug/L	50.0	1	03/10/16 10:55	03/11/16 19:16	99-65-0	
1,4-Dinitrobenzene	ND	ug/L	10.0	1	03/10/16 10:55	03/11/16 19:16	100-25-4	
2,4-Dinitrophenol	ND	ug/L	50.0	1	03/10/16 10:55	03/11/16 19:16	51-28-5	
2,4-Dinitrotoluene	ND	ug/L	10.0	1	03/10/16 10:55	03/11/16 19:16	121-14-2	
2,6-Dinitrotoluene	ND	ug/L	10.0	1	03/10/16 10:55	03/11/16 19:16	606-20-2	
Di-n-octylphthalate	ND	ug/L	10.0	1	03/10/16 10:55	03/11/16 19:16	117-84-0	
Dinoseb	ND	ug/L	10.0	1	03/10/16 10:55	03/11/16 19:16	88-85-7	
Diphenylamine	ND	ug/L	10.0	1	03/10/16 10:55	03/11/16 19:16	122-39-4	
Disulfoton	ND	ug/L	10.0	1	03/10/16 10:55	03/11/16 19:16	298-04-4	
bis(2-Ethylhexyl)phthalate	ND	ug/L	10.0	1	03/10/16 10:55	03/11/16 19:16	117-81-7	
Ethyl methanesulfonate	ND	ug/L	10.0	1	03/10/16 10:55	03/11/16 19:16	62-50-0	
Famphur	ND	ug/L	200	1	03/10/16 10:55	03/11/16 19:16	52-85-7	
Fluoranthene	ND	ug/L	10.0	1	03/10/16 10:55	03/11/16 19:16	206-44-0	
Fluorene	ND	ug/L	10.0	1	03/10/16 10:55	03/11/16 19:16	86-73-7	
Hexachloro-1,3-butadiene	ND	ug/L	10.0	1	03/10/16 10:55	03/11/16 19:16	87-68-3	
Hexachlorobenzene	ND	ug/L	10.0	1	03/10/16 10:55	03/11/16 19:16	118-74-1	
Hexachlorocyclopentadiene	ND	ug/L	10.0	1	03/10/16 10:55	03/11/16 19:16	77-47-4	
Hexachloroethane	ND	ug/L	10.0	1	03/10/16 10:55	03/11/16 19:16	67-72-1	
Hexachlorophene	ND	ug/L	200	1	03/10/16 10:55	03/11/16 19:16	70-30-4	
Hexachloropropene	ND	ug/L	10.0	1	03/10/16 10:55	03/11/16 19:16	1888-71-7	
Indeno(1,2,3-cd)pyrene	ND	ug/L	10.0	1	03/10/16 10:55	03/11/16 19:16	193-39-5	
Isodrin	ND	ug/L	10.0	1	03/10/16 10:55	03/11/16 19:16	465-73-6	
Isophorone	ND	ug/L	10.0	1	03/10/16 10:55	03/11/16 19:16	78-59-1	
Isosafrole	ND	ug/L	10.0	1	03/10/16 10:55	03/11/16 19:16	120-58-1	
Kepone	ND	ug/L	200	1	03/10/16 10:55	03/11/16 19:16	143-50-0	
Methapyrilene	ND	ug/L	10.0	1	03/10/16 10:55	03/11/16 19:16	91-80-5	
3-Methylcholanthrene	ND	ug/L	10.0	1	03/10/16 10:55	03/11/16 19:16	56-49-5	
Methyl methanesulfonate	ND	ug/L	10.0	1	03/10/16 10:55	03/11/16 19:16	66-27-3	
2-Methylnaphthalene	ND	ug/L	10.0	1	03/10/16 10:55	03/11/16 19:16	91-57-6	
Methyl parathion	ND	ug/L	10.0	1	03/10/16 10:55	03/11/16 19:16	298-00-0	
2-Methylphenol(o-Cresol)	ND	ug/L	10.0	1	03/10/16 10:55	03/11/16 19:16	95-48-7	
3&4-Methylphenol(m&p Cresol)	ND	ug/L	10.0	1	03/10/16 10:55	03/11/16 19:16		
1-Naphthalenamine	ND	ug/L	50.0	1	03/10/16 10:55	03/11/16 19:16	134-32-7	
2-Naphthalenamine	ND	ug/L	10.0	1	03/10/16 10:55	03/11/16 19:16	91-59-8	
Naphthalene	ND	ug/L	10.0	1	03/10/16 10:55	03/11/16 19:16	91-20-3	
1,4-Naphthoquinone	ND	ug/L	50.0	1	03/10/16 10:55	03/11/16 19:16	130-15-4	
2-Nitroaniline	ND	ug/L	50.0	1	03/10/16 10:55	03/11/16 19:16	88-74-4	
3-Nitroaniline	ND	ug/L	50.0	1	03/10/16 10:55	03/11/16 19:16	99-09-2	
4-Nitroaniline	ND	ug/L	50.0	1	03/10/16 10:55	03/11/16 19:16	100-01-6	
Nitrobenzene	ND	ug/L	10.0	1	03/10/16 10:55	03/11/16 19:16	98-95-3	
2-Nitrophenol	ND	ug/L	10.0	1	03/10/16 10:55	03/11/16 19:16	88-75-5	

This report shall not be reproduced, except in full,
without the written consent of Pace Analytical Services, Inc.

Pace Analytical®
www.pacelabs.com

Pace Analytical Services, Inc.
Not NELAP Accredited
4860 Blazer Parkway
Dublin, OH 43017
(614)486-5421

Pace Analytical Services, Inc.
7726 Moller Road
Indianapolis, IN 46268
(317)228-3100

ANALYTICAL RESULTS

Project: Bridgeton Landfill 1Q 2016
Pace Project No.: 50139618

Sample: FB @ PZ-103-SS **Lab ID: 50139618030** Collected: 03/08/16 09:25 Received: 03/09/16 13:58 Matrix: Water

Parameters	Results	Units	Report Limit	DF	Prepared	Analyzed	CAS No.	Qual
8270 MSSV APP IX waters	Analytical Method: EPA 8270 Preparation Method: EPA 3510							
4-Nitrophenol	ND	ug/L	50.0	1	03/10/16 10:55	03/11/16 19:16	100-02-7	
5-Nitro-o-toluidine	ND	ug/L	10.0	1	03/10/16 10:55	03/11/16 19:16	99-55-8	
N-Nitrosodiethylamine	ND	ug/L	10.0	1	03/10/16 10:55	03/11/16 19:16	55-18-5	
N-Nitrosodimethylamine	ND	ug/L	10.0	1	03/10/16 10:55	03/11/16 19:16	62-75-9	
N-Nitroso-di-n-butylamine	ND	ug/L	10.0	1	03/10/16 10:55	03/11/16 19:16	924-16-3	
N-Nitroso-di-n-propylamine	ND	ug/L	50.0	1	03/10/16 10:55	03/11/16 19:16	621-64-7	
N-Nitrosomethylethylamine	ND	ug/L	10.0	1	03/10/16 10:55	03/11/16 19:16	10595-95-6	
N-Nitrosomorpholine	ND	ug/L	10.0	1	03/10/16 10:55	03/11/16 19:16	59-89-2	
N-Nitrosopiperidine	ND	ug/L	10.0	1	03/10/16 10:55	03/11/16 19:16	100-75-4	
N-Nitrosopyrrolidine	ND	ug/L	10.0	1	03/10/16 10:55	03/11/16 19:16	930-55-2	
O,O,O-Triethylphosphorothioate	ND	ug/L	10.0	1	03/10/16 10:55	03/11/16 19:16	126-68-1	
Parathion (Ethyl parathion)	ND	ug/L	10.0	1	03/10/16 10:55	03/11/16 19:16	56-38-2	
Pentachlorobenzene	ND	ug/L	10.0	1	03/10/16 10:55	03/11/16 19:16	608-93-5	
Pentachloronitrobenzene	ND	ug/L	10.0	1	03/10/16 10:55	03/11/16 19:16	82-68-8	
Pentachlorophenol	ND	ug/L	50.0	1	03/10/16 10:55	03/11/16 19:16	87-86-5	
Phenacetin	ND	ug/L	10.0	1	03/10/16 10:55	03/11/16 19:16	62-44-2	
Phenanthrene	ND	ug/L	10.0	1	03/10/16 10:55	03/11/16 19:16	85-01-8	
Phenol	ND	ug/L	10.0	1	03/10/16 10:55	03/11/16 19:16	108-95-2	
p-Phenylenediamine	ND	ug/L	20.0	1	03/10/16 10:55	03/11/16 19:16	106-50-3	
Phorate	ND	ug/L	10.0	1	03/10/16 10:55	03/11/16 19:16	298-02-2	
Pronamide	ND	ug/L	10.0	1	03/10/16 10:55	03/11/16 19:16	23950-58-5	
Pyrene	ND	ug/L	10.0	1	03/10/16 10:55	03/11/16 19:16	129-00-0	
Safrole	ND	ug/L	10.0	1	03/10/16 10:55	03/11/16 19:16	94-59-7	
1,2,4,5-Tetrachlorobenzene	ND	ug/L	10.0	1	03/10/16 10:55	03/11/16 19:16	95-94-3	
2,3,4,6-Tetrachlorophenol	ND	ug/L	10.0	1	03/10/16 10:55	03/11/16 19:16	58-90-2	
Thionazin	ND	ug/L	10.0	1	03/10/16 10:55	03/11/16 19:16	297-97-2	
O-Toluidine	ND	ug/L	10.0	1	03/10/16 10:55	03/11/16 19:16	95-53-4	
1,2,4-Trichlorobenzene	ND	ug/L	10.0	1	03/10/16 10:55	03/11/16 19:16	120-82-1	
2,4,5-Trichlorophenol	ND	ug/L	10.0	1	03/10/16 10:55	03/11/16 19:16	95-95-4	
2,4,6-Trichlorophenol	ND	ug/L	10.0	1	03/10/16 10:55	03/11/16 19:16	88-06-2	
1,3,5-Trinitrobenzene	ND	ug/L	20.0	1	03/10/16 10:55	03/11/16 19:16	99-35-4	
Surrogates								
Nitrobenzene-d5 (S)	58	%.	38-124	1	03/10/16 10:55	03/11/16 19:16	4165-60-0	
2-Fluorobiphenyl (S)	48	%.	33-114	1	03/10/16 10:55	03/11/16 19:16	321-60-8	
p-Terphenyl-d14 (S)	68	%.	10-113	1	03/10/16 10:55	03/11/16 19:16	1718-51-0	
Phenol-d5 (S)	24	%.	10-58	1	03/10/16 10:55	03/11/16 19:16	4165-62-2	
2-Fluorophenol (S)	35	%.	11-79	1	03/10/16 10:55	03/11/16 19:16	367-12-4	
2,4,6-Tribromophenol (S)	49	%.	29-158	1	03/10/16 10:55	03/11/16 19:16	118-79-6	
8260 MSV	Analytical Method: EPA 8260							
Acetone	ND	ug/L	10.0	1		03/16/16 01:50	67-64-1	
Acetonitrile	ND	ug/L	100	1		03/15/16 03:39	75-05-8	
Acrolein	ND	ug/L	50.0	1		03/15/16 03:39	107-02-8	
Acrylonitrile	ND	ug/L	100	1		03/15/16 03:39	107-13-1	
Allyl chloride	ND	ug/L	5.0	1		03/15/16 03:39	107-05-1	N2
Benzene	ND	ug/L	5.0	1		03/15/16 03:39	71-43-2	
Bromochloromethane	ND	ug/L	5.0	1		03/15/16 03:39	74-97-5	

REPORT OF LABORATORY ANALYSIS

This report shall not be reproduced, except in full,
without the written consent of Pace Analytical Services, Inc..

Pace Analytical
www.pacelabs.com

Pace Analytical Services, Inc.
Not NELAP Accredited
4860 Blazer Parkway
Dublin, OH 43017
(614)486-5421

Pace Analytical Services, Inc.
7726 Moller Road
Indianapolis, IN 46268
(317)228-3100

ANALYTICAL RESULTS

Project: Bridgeton Landfill 1Q 2016
Pace Project No.: 50139618

Sample: FB @ PZ-103-SS **Lab ID: 50139618030** Collected: 03/08/16 09:25 Received: 03/09/16 13:58 Matrix: Water

Parameters	Results	Units	Report Limit	DF	Prepared	Analyzed	CAS No.	Qual
8260 MSV	Analytical Method: EPA 8260							
Bromodichloromethane	ND	ug/L	5.0	1		03/15/16 03:39	75-27-4	
Bromoform	ND	ug/L	5.0	1		03/15/16 03:39	75-25-2	
Bromomethane	ND	ug/L	10.0	1		03/15/16 03:39	74-83-9	
2-Butanone (MEK)	ND	ug/L	10.0	1		03/15/16 03:39	78-93-3	
n-Butyl chloride	ND	ug/L	5.0	1		03/15/16 03:39	109-69-3	
Carbon disulfide	ND	ug/L	10.0	1		03/15/16 03:39	75-15-0	
Carbon tetrachloride	ND	ug/L	5.0	1		03/15/16 03:39	56-23-5	
Chlorobenzene	ND	ug/L	5.0	1		03/15/16 03:39	108-90-7	
Chloroethane	ND	ug/L	10.0	1		03/15/16 03:39	75-00-3	
Chloroform	ND	ug/L	5.0	1		03/15/16 03:39	67-66-3	
Chloromethane	ND	ug/L	10.0	1		03/15/16 03:39	74-87-3	
Chloroprene	ND	ug/L	100	1		03/15/16 03:39	126-99-8	N2
1,2-Dibromo-3-chloropropane	ND	ug/L	5.0	1		03/15/16 03:39	96-12-8	
Dibromochloromethane	ND	ug/L	5.0	1		03/15/16 03:39	124-48-1	
1,2-Dibromoethane (EDB)	ND	ug/L	5.0	1		03/15/16 03:39	106-93-4	
Dibromomethane	ND	ug/L	10.0	1		03/15/16 03:39	74-95-3	
1,2-Dichlorobenzene	ND	ug/L	5.0	1		03/15/16 03:39	95-50-1	
1,3-Dichlorobenzene	ND	ug/L	5.0	1		03/15/16 03:39	541-73-1	
1,4-Dichlorobenzene	ND	ug/L	5.0	1		03/15/16 03:39	106-46-7	
trans-1,4-Dichloro-2-butene	ND	ug/L	10.0	1		03/15/16 03:39	110-57-6	
Dichlorodifluoromethane	ND	ug/L	5.0	1		03/15/16 03:39	75-71-8	
1,1-Dichloroethane	ND	ug/L	5.0	1		03/15/16 03:39	75-34-3	
1,2-Dichloroethane	ND	ug/L	5.0	1		03/15/16 03:39	107-06-2	
1,1-Dichloroethene	ND	ug/L	5.0	1		03/15/16 03:39	75-35-4	
cis-1,2-Dichloroethene	ND	ug/L	5.0	1		03/15/16 03:39	156-59-2	
trans-1,2-Dichloroethene	ND	ug/L	5.0	1		03/15/16 03:39	156-60-5	
1,2-Dichloropropane	ND	ug/L	5.0	1		03/15/16 03:39	78-87-5	
1,3-Dichloropropane	ND	ug/L	5.0	1		03/15/16 03:39	142-28-9	
2,2-Dichloropropane	ND	ug/L	5.0	1		03/15/16 03:39	594-20-7	
1,1-Dichloropropene	ND	ug/L	5.0	1		03/15/16 03:39	563-58-6	
cis-1,3-Dichloropropene	ND	ug/L	5.0	1		03/15/16 03:39	10061-01-5	
trans-1,3-Dichloropropene	ND	ug/L	5.0	1		03/15/16 03:39	10061-02-6	
Ethylbenzene	ND	ug/L	5.0	1		03/15/16 03:39	100-41-4	
Ethyl methacrylate	ND	ug/L	100	1		03/15/16 03:39	97-63-2	
2-Hexanone	ND	ug/L	10.0	1		03/15/16 03:39	591-78-6	
Iodomethane	ND	ug/L	5.0	1		03/15/16 03:39	74-88-4	
Isobutanol	ND	ug/L	100	1		03/15/16 03:39	78-83-1	N2
Methacrylonitrile	ND	ug/L	100	1		03/15/16 03:39	126-98-7	N2
Methylene Chloride	ND	ug/L	5.0	1		03/15/16 03:39	75-09-2	
Methyl methacrylate	ND	ug/L	100	1		03/15/16 03:39	80-62-6	N2
4-Methyl-2-pentanone (MIBK)	ND	ug/L	10.0	1		03/15/16 03:39	108-10-1	
Propionitrile	ND	ug/L	100	1		03/15/16 03:39	107-12-0	N2
Styrene	ND	ug/L	5.0	1		03/15/16 03:39	100-42-5	
1,1,1,2-Tetrachloroethane	ND	ug/L	5.0	1		03/15/16 03:39	630-20-6	
1,1,2,2-Tetrachloroethane	ND	ug/L	5.0	1		03/15/16 03:39	79-34-5	
Tetrachloroethene	ND	ug/L	5.0	1		03/15/16 03:39	127-18-4	
Toluene	ND	ug/L	5.0	1		03/15/16 03:39	108-88-3	

REPORT OF LABORATORY ANALYSIS

This report shall not be reproduced, except in full,
without the written consent of Pace Analytical Services, Inc..

Pace Analytical®
www.pacelabs.com

Pace Analytical Services, Inc.
Not NELAP Accredited
4860 Blazer Parkway
Dublin, OH 43017
(614)486-5421

Pace Analytical Services, Inc.
7726 Moller Road
Indianapolis, IN 46268
(317)228-3100

ANALYTICAL RESULTS

Project: Bridgeton Landfill 1Q 2016
Pace Project No.: 50139618

Sample: FB @ PZ-103-SS Lab ID: 50139618030 Collected: 03/08/16 09:25 Received: 03/09/16 13:58 Matrix: Water

Parameters	Results	Units	Report Limit	DF	Prepared	Analyzed	CAS No.	Qual
8260 MSV	Analytical Method: EPA 8260							
1,1,1-Trichloroethane	ND	ug/L	5.0	1		03/15/16 03:39	71-55-6	
1,1,2-Trichloroethane	ND	ug/L	5.0	1		03/15/16 03:39	79-00-5	
Trichloroethene	ND	ug/L	5.0	1		03/15/16 03:39	79-01-6	
Trichlorofluoromethane	ND	ug/L	10.0	1		03/15/16 03:39	75-69-4	
1,2,3-Trichloropropane	ND	ug/L	5.0	1		03/15/16 03:39	96-18-4	
Vinyl acetate	ND	ug/L	10.0	1		03/15/16 03:39	108-05-4	
Vinyl chloride	ND	ug/L	2.0	1		03/15/16 03:39	75-01-4	
Xylene (Total)	ND	ug/L	5.0	1		03/15/16 03:39	1330-20-7	
Surrogates								
Dibromofluoromethane (S)	98	%.	84-118	1		03/15/16 03:39	1868-53-7	
4-Bromofluorobenzene (S)	98	%.	79-116	1		03/15/16 03:39	460-00-4	
Toluene-d8 (S)	99	%.	86-110	1		03/15/16 03:39	2037-26-5	
2540C Total Dissolved Solids	Analytical Method: SM 2540C							
Total Dissolved Solids	ND	mg/L	10.0	1		03/14/16 09:27		
410.4 COD	Analytical Method: EPA 410.4 Preparation Method: EPA 410.4							
Chemical Oxygen Demand	ND	mg/L	10.0	1	03/18/16 08:34	03/18/16 11:08		
353.2 Nitrogen, NO2/NO3 pres.	Analytical Method: EPA 353.2							
Nitrogen, NO2 plus NO3	ND	mg/L	0.10	1		03/22/16 10:06		
365.1 Total Phosphorus	Analytical Method: EPA 365.1 Preparation Method: EPA 365.1							
Phosphorus	ND	mg/L	0.050	1	03/15/16 14:00	03/16/16 13:11	7723-14-0	
4500 Ammonia Water	Analytical Method: SM 4500-NH3 G							
Nitrogen, Ammonia	ND	mg/L	0.10	1		03/16/16 10:58	7664-41-7	
5310C TOC	Analytical Method: SM 5310C							
Total Organic Carbon	ND	mg/L	1.0	1		03/21/16 20:23	7440-44-0	

Sample: PZ-103-SS Lab ID: 50139618031 Collected: 03/08/16 10:15 Received: 03/09/16 13:58 Matrix: Water

Parameters	Results	Units	Report Limit	DF	Prepared	Analyzed	CAS No.	Qual
Field Data	Analytical Method:							
Field pH	**6.18**	Std. Units		1		03/08/16 09:37		
Field Temperature	**26.0**	deg C		1		03/08/16 09:37		
Field Specific Conductance	**1963**	umhos/cm		1		03/08/16 09:37		
Field Turbidity	**55.47**	NTU		1		03/08/16 09:37		
Total Well Depth	**149.63**	feet		1		03/08/16 09:37		
Elevation Water Level	**471.89**	ft/msl		1		03/08/16 09:37		
Collar Elevation	**483.56**	ft/msl		1		03/08/16 09:37		
Depth to Water	**11.67**	feet		1		03/08/16 09:37		

REPORT OF LABORATORY ANALYSIS

This report shall not be reproduced, except in full,
without the written consent of Pace Analytical Services, Inc..

Pace Analytical
www.pacelabs.com

Pace Analytical Services, Inc.
Not NELAP Accredited
4860 Blazer Parkway
Dublin, OH 43017
(614)486-5421

Pace Analytical Services, Inc.
7726 Moller Road
Indianapolis, IN 46268
(317)228-3100

ANALYTICAL RESULTS

Project: Bridgeton Landfill 1Q 2016
Pace Project No.: 50139618

Sample: PZ-103-SS **Lab ID: 50139618031** Collected: 03/08/16 10:15 Received: 03/09/16 13:58 Matrix: Water

Parameters	Results	Units	Report Limit	DF	Prepared	Analyzed	CAS No.	Qual
300.0 IC Anions 28 Days	Analytical Method: EPA 300.0							
Chloride	**17.8**	mg/L	2.5	10		03/11/16 01:08	16887-00-6	
Fluoride	**0.47**	mg/L	0.10	1		03/11/16 00:54	16984-48-8	
Sulfate	ND	mg/L	0.25	1		03/11/16 00:54	14808-79-8	
6010 MET ICP	Analytical Method: EPA 6010 Preparation Method: EPA 3010							
Barium	**711**	ug/L	10.0	1	03/11/16 07:47	03/14/16 17:25	7440-39-3	
Boron	**418**	ug/L	100	1	03/11/16 07:47	03/14/16 17:25	7440-42-8	
Calcium	**264000**	ug/L	2500	5	03/11/16 07:47	03/14/16 18:23	7440-70-2	
Cobalt	ND	ug/L	5.0	1	03/11/16 07:47	03/14/16 17:25	7440-48-4	
Iron	**24900**	ug/L	50.0	1	03/11/16 07:47	03/14/16 17:25	7439-89-6	
Magnesium	**95400**	ug/L	500	1	03/11/16 07:47	03/14/16 17:25	7439-95-4	
Manganese	**471**	ug/L	5.0	1	03/11/16 07:47	03/14/16 17:25	7439-96-5	
Nickel	**16.8**	ug/L	10.0	1	03/11/16 07:47	03/14/16 17:25	7440-02-0	
Sodium	**88000**	ug/L	1000	1	03/11/16 07:47	03/14/16 17:25	7440-23-5	
Total Hardness by 2340B	**1050000**	ug/L	5000	5	03/11/16 07:47	03/14/16 18:23		
Zinc	**71.7**	ug/L	20.0	1	03/11/16 07:47	03/14/16 17:25	7440-66-6	
6020 MET ICPMS	Analytical Method: EPA 6020 Preparation Method: EPA 200.2							
Antimony	ND	ug/L	5.0	1	03/10/16 09:00	03/11/16 13:33	7440-36-0	
Arsenic	ND	ug/L	5.0	1	03/10/16 09:00	03/11/16 13:33	7440-38-2	
Beryllium	ND	ug/L	2.0	1	03/10/16 09:00	03/11/16 13:33	7440-41-7	
Cadmium	**0.65**	ug/L	0.20	1	03/10/16 09:00	03/11/16 13:33	7440-43-9	
Chromium	**8.1**	ug/L	5.0	1	03/10/16 09:00	03/11/16 13:33	7440-47-3	
Copper	**6.7**	ug/L	5.0	1	03/10/16 09:00	03/11/16 13:33	7440-50-8	
Lead	ND	ug/L	5.0	1	03/10/16 09:00	03/11/16 13:33	7439-92-1	
Selenium	ND	ug/L	5.0	1	03/10/16 09:00	03/11/16 13:33	7782-49-2	
Silver	ND	ug/L	5.0	1	03/10/16 09:00	03/11/16 13:33	7440-22-4	
Thallium	ND	ug/L	2.0	1	03/10/16 09:00	03/11/16 13:33	7440-28-0	
Vanadium	**14.6**	ug/L	10.0	1	03/10/16 09:00	03/11/16 13:33	7440-62-2	
7470 Mercury	Analytical Method: EPA 7470 Preparation Method: EPA 7470							
Mercury	ND	ug/L	0.20	1	03/23/16 11:46	03/23/16 19:29	7439-97-6	
8270 MSSV APP IX waters	Analytical Method: EPA 8270 Preparation Method: EPA 3510							
Acenaphthene	ND	ug/L	10.0	1	03/10/16 10:55	03/11/16 19:36	83-32-9	
Acenaphthylene	ND	ug/L	10.0	1	03/10/16 10:55	03/11/16 19:36	208-96-8	
Acetophenone	ND	ug/L	10.0	1	03/10/16 10:55	03/11/16 19:36	98-86-2	
2-Acetylaminofluorene	ND	ug/L	10.0	1	03/10/16 10:55	03/11/16 19:36	53-96-3	
4-Aminobiphenyl	ND	ug/L	10.0	1	03/10/16 10:55	03/11/16 19:36	92-67-1	
Anthracene	ND	ug/L	10.0	1	03/10/16 10:55	03/11/16 19:36	120-12-7	
Benzo(a)anthracene	ND	ug/L	10.0	1	03/10/16 10:55	03/11/16 19:36	56-55-3	
Benzo(a)pyrene	ND	ug/L	10.0	1	03/10/16 10:55	03/11/16 19:36	50-32-8	
Benzo(b)fluoranthene	ND	ug/L	10.0	1	03/10/16 10:55	03/11/16 19:36	205-99-2	
Benzo(g,h,i)perylene	ND	ug/L	10.0	1	03/10/16 10:55	03/11/16 19:36	191-24-2	
Benzo(k)fluoranthene	ND	ug/L	10.0	1	03/10/16 10:55	03/11/16 19:36	207-08-9	
Benzyl alcohol	ND	ug/L	10.0	1	03/10/16 10:55	03/11/16 19:36	100-51-6	

REPORT OF LABORATORY ANALYSIS

This report shall not be reproduced, except in full,
without the written consent of Pace Analytical Services, Inc.

Pace Analytical®
www.pacelabs.com

Pace Analytical Services, Inc.
Not NELAP Accredited
4860 Blazer Parkway
Dublin, OH 43017
(614)486-5421

Pace Analytical Services, Inc.
7726 Moller Road
Indianapolis, IN 46268
(317)228-3100

ANALYTICAL RESULTS

Project: Bridgeton Landfill 1Q 2016
Pace Project No.: 50139618

Sample: PZ-103-SS **Lab ID: 50139618031** Collected: 03/08/16 10:15 Received: 03/09/16 13:58 Matrix: Water

Parameters	Results	Units	Report Limit	DF	Prepared	Analyzed	CAS No.	Qual
8270 MSSV APP IX waters	Analytical Method: EPA 8270 Preparation Method: EPA 3510							
4-Bromophenylphenyl ether	ND	ug/L	10.0	1	03/10/16 10:55	03/11/16 19:36	101-55-3	
Butylbenzylphthalate	ND	ug/L	10.0	1	03/10/16 10:55	03/11/16 19:36	85-68-7	
4-Chloro-3-methylphenol	ND	ug/L	10.0	1	03/10/16 10:55	03/11/16 19:36	59-50-7	
4-Chloroaniline	ND	ug/L	10.0	1	03/10/16 10:55	03/11/16 19:36	106-47-8	
Chlorobenzilate	ND	ug/L	10.0	1	03/10/16 10:55	03/11/16 19:36	510-15-6	
bis(2-Chloroethoxy)methane	ND	ug/L	10.0	1	03/10/16 10:55	03/11/16 19:36	111-91-1	
bis(2-Chloroethyl) ether	ND	ug/L	10.0	1	03/10/16 10:55	03/11/16 19:36	111-44-4	
bis(2-Chloroisopropyl) ether	ND	ug/L	10.0	1	03/10/16 10:55	03/11/16 19:36	108-60-1	
2-Chloronaphthalene	ND	ug/L	10.0	1	03/10/16 10:55	03/11/16 19:36	91-58-7	
2-Chlorophenol	ND	ug/L	10.0	1	03/10/16 10:55	03/11/16 19:36	95-57-8	
4-Chlorophenylphenyl ether	ND	ug/L	10.0	1	03/10/16 10:55	03/11/16 19:36	7005-72-3	
Chrysene	ND	ug/L	10.0	1	03/10/16 10:55	03/11/16 19:36	218-01-9	
Diallate	ND	ug/L	10.0	1	03/10/16 10:55	03/11/16 19:36	2303-16-4	
Dibenz(a,h)anthracene	ND	ug/L	10.0	1	03/10/16 10:55	03/11/16 19:36	53-70-3	
Dibenzofuran	ND	ug/L	10.0	1	03/10/16 10:55	03/11/16 19:36	132-64-9	
3,3'-Dichlorobenzidine	ND	ug/L	20.0	1	03/10/16 10:55	03/11/16 19:36	91-94-1	
2,4-Dichlorophenol	ND	ug/L	10.0	1	03/10/16 10:55	03/11/16 19:36	120-83-2	
2,6-Dichlorophenol	ND	ug/L	10.0	1	03/10/16 10:55	03/11/16 19:36	87-65-0	
Diethylphthalate	ND	ug/L	10.0	1	03/10/16 10:55	03/11/16 19:36	84-66-2	
Dimethoate	ND	ug/L	10.0	1	03/10/16 10:55	03/11/16 19:36	60-51-5	
P-Dimethylaminoazobenzene	ND	ug/L	10.0	1	03/10/16 10:55	03/11/16 19:36	60-11-7	
7,12-Dimethylbenz(a)anthracene	ND	ug/L	20.0	1	03/10/16 10:55	03/11/16 19:36	57-97-6	
3,3'-Dimethylbenzidine	ND	ug/L	20.0	1	03/10/16 10:55	03/11/16 19:36	119-93-7	
2,4-Dimethylphenol	ND	ug/L	10.0	1	03/10/16 10:55	03/11/16 19:36	105-67-9	
Dimethylphthalate	ND	ug/L	10.0	1	03/10/16 10:55	03/11/16 19:36	131-11-3	
Di-n-butylphthalate	ND	ug/L	10.0	1	03/10/16 10:55	03/11/16 19:36	84-74-2	
4,6-Dinitro-2-methylphenol	ND	ug/L	50.0	1	03/10/16 10:55	03/11/16 19:36	534-52-1	
1,3-Dinitrobenzene	ND	ug/L	50.0	1	03/10/16 10:55	03/11/16 19:36	99-65-0	
1,4-Dinitrobenzene	ND	ug/L	10.0	1	03/10/16 10:55	03/11/16 19:36	100-25-4	
2,4-Dinitrophenol	ND	ug/L	50.0	1	03/10/16 10:55	03/11/16 19:36	51-28-5	
2,4-Dinitrotoluene	ND	ug/L	10.0	1	03/10/16 10:55	03/11/16 19:36	121-14-2	
2,6-Dinitrotoluene	ND	ug/L	10.0	1	03/10/16 10:55	03/11/16 19:36	606-20-2	
Di-n-octylphthalate	ND	ug/L	10.0	1	03/10/16 10:55	03/11/16 19:36	117-84-0	
Dinoseb	ND	ug/L	10.0	1	03/10/16 10:55	03/11/16 19:36	88-85-7	
Diphenylamine	ND	ug/L	10.0	1	03/10/16 10:55	03/11/16 19:36	122-39-4	
Disulfoton	ND	ug/L	10.0	1	03/10/16 10:55	03/11/16 19:36	298-04-4	
bis(2-Ethylhexyl)phthalate	ND	ug/L	10.0	1	03/10/16 10:55	03/11/16 19:36	117-81-7	
Ethyl methanesulfonate	ND	ug/L	10.0	1	03/10/16 10:55	03/11/16 19:36	62-50-0	
Famphur	ND	ug/L	200	1	03/10/16 10:55	03/11/16 19:36	52-85-7	
Fluoranthene	ND	ug/L	10.0	1	03/10/16 10:55	03/11/16 19:36	206-44-0	
Fluorene	ND	ug/L	10.0	1	03/10/16 10:55	03/11/16 19:36	86-73-7	
Hexachloro-1,3-butadiene	ND	ug/L	10.0	1	03/10/16 10:55	03/11/16 19:36	87-68-3	
Hexachlorobenzene	ND	ug/L	10.0	1	03/10/16 10:55	03/11/16 19:36	118-74-1	
Hexachlorocyclopentadiene	ND	ug/L	10.0	1	03/10/16 10:55	03/11/16 19:36	77-47-4	
Hexachloroethane	ND	ug/L	10.0	1	03/10/16 10:55	03/11/16 19:36	67-72-1	
Hexachlorophene	ND	ug/L	200	1	03/10/16 10:55	03/11/16 19:36	70-30-4	
Hexachloropropene	ND	ug/L	10.0	1	03/10/16 10:55	03/11/16 19:36	1888-71-7	

REPORT OF LABORATORY ANALYSIS

This report shall not be reproduced, except in full,
without the written consent of Pace Analytical Services, Inc..

Pace Analytical®
www.pacelabs.com

Pace Analytical Services, Inc.
Not NELAP Accredited
4860 Blazer Parkway
Dublin, OH 43017
(614)486-5421

Pace Analytical Services, Inc.
7726 Moller Road
Indianapolis, IN 46268
(317)228-3100

ANALYTICAL RESULTS

Project: Bridgeton Landfill 1Q 2016
Pace Project No.: 50139618

Sample: PZ-103-SS Lab ID: 50139618031 Collected: 03/08/16 10:15 Received: 03/09/16 13:58 Matrix: Water

Parameters	Results	Units	Report Limit	DF	Prepared	Analyzed	CAS No.	Qual
8270 MSSV APP IX waters	Analytical Method: EPA 8270 Preparation Method: EPA 3510							
Indeno(1,2,3-cd)pyrene	ND	ug/L	10.0	1	03/10/16 10:55	03/11/16 19:36	193-39-5	
Isodrin	ND	ug/L	10.0	1	03/10/16 10:55	03/11/16 19:36	465-73-6	
Isophorone	ND	ug/L	10.0	1	03/10/16 10:55	03/11/16 19:36	78-59-1	
Isosafrole	ND	ug/L	10.0	1	03/10/16 10:55	03/11/16 19:36	120-58-1	
Kepone	ND	ug/L	200	1	03/10/16 10:55	03/11/16 19:36	143-50-0	
Methapyrilene	ND	ug/L	10.0	1	03/10/16 10:55	03/11/16 19:36	91-80-5	
3-Methylcholanthrene	ND	ug/L	10.0	1	03/10/16 10:55	03/11/16 19:36	56-49-5	
Methyl methanesulfonate	ND	ug/L	10.0	1	03/10/16 10:55	03/11/16 19:36	66-27-3	
2-Methylnaphthalene	ND	ug/L	10.0	1	03/10/16 10:55	03/11/16 19:36	91-57-6	
Methyl parathion	ND	ug/L	10.0	1	03/10/16 10:55	03/11/16 19:36	298-00-0	
2-Methylphenol(o-Cresol)	ND	ug/L	10.0	1	03/10/16 10:55	03/11/16 19:36	95-48-7	
3&4-Methylphenol(m&p Cresol)	ND	ug/L	10.0	1	03/10/16 10:55	03/11/16 19:36		
1-Naphthalenamine	ND	ug/L	50.0	1	03/10/16 10:55	03/11/16 19:36	134-32-7	
2-Naphthalenamine	ND	ug/L	10.0	1	03/10/16 10:55	03/11/16 19:36	91-59-8	
Naphthalene	ND	ug/L	10.0	1	03/10/16 10:55	03/11/16 19:36	91-20-3	
1,4-Naphthoquinone	ND	ug/L	50.0	1	03/10/16 10:55	03/11/16 19:36	130-15-4	
2-Nitroaniline	ND	ug/L	50.0	1	03/10/16 10:55	03/11/16 19:36	88-74-4	
3-Nitroaniline	ND	ug/L	50.0	1	03/10/16 10:55	03/11/16 19:36	99-09-2	
4-Nitroaniline	ND	ug/L	50.0	1	03/10/16 10:55	03/11/16 19:36	100-01-6	
Nitrobenzene	ND	ug/L	10.0	1	03/10/16 10:55	03/11/16 19:36	98-95-3	
2-Nitrophenol	ND	ug/L	10.0	1	03/10/16 10:55	03/11/16 19:36	88-75-5	
4-Nitrophenol	ND	ug/L	50.0	1	03/10/16 10:55	03/11/16 19:36	100-02-7	
5-Nitro-o-toluidine	ND	ug/L	10.0	1	03/10/16 10:55	03/11/16 19:36	99-55-8	
N-Nitrosodiethylamine	ND	ug/L	10.0	1	03/10/16 10:55	03/11/16 19:36	55-18-5	
N-Nitrosodimethylamine	ND	ug/L	10.0	1	03/10/16 10:55	03/11/16 19:36	62-75-9	
N-Nitroso-di-n-butylamine	ND	ug/L	10.0	1	03/10/16 10:55	03/11/16 19:36	924-16-3	
N-Nitroso-di-n-propylamine	ND	ug/L	50.0	1	03/10/16 10:55	03/11/16 19:36	621-64-7	
N-Nitrosomethylethylamine	ND	ug/L	10.0	1	03/10/16 10:55	03/11/16 19:36	10595-95-6	
N-Nitrosomorpholine	ND	ug/L	10.0	1	03/10/16 10:55	03/11/16 19:36	59-89-2	
N-Nitrosopiperidine	ND	ug/L	10.0	1	03/10/16 10:55	03/11/16 19:36	100-75-4	
N-Nitrosopyrrolidine	ND	ug/L	10.0	1	03/10/16 10:55	03/11/16 19:36	930-55-2	
O,O,O-Triethylphosphorothioate	ND	ug/L	10.0	1	03/10/16 10:55	03/11/16 19:36	126-68-1	
Parathion (Ethyl parathion)	ND	ug/L	10.0	1	03/10/16 10:55	03/11/16 19:36	56-38-2	
Pentachlorobenzene	ND	ug/L	10.0	1	03/10/16 10:55	03/11/16 19:36	608-93-5	
Pentachloronitrobenzene	ND	ug/L	10.0	1	03/10/16 10:55	03/11/16 19:36	82-68-8	
Pentachlorophenol	ND	ug/L	50.0	1	03/10/16 10:55	03/11/16 19:36	87-86-5	
Phenacetin	ND	ug/L	10.0	1	03/10/16 10:55	03/11/16 19:36	62-44-2	
Phenanthrene	ND	ug/L	10.0	1	03/10/16 10:55	03/11/16 19:36	85-01-8	
Phenol	ND	ug/L	10.0	1	03/10/16 10:55	03/11/16 19:36	108-95-2	
p-Phenylenediamine	ND	ug/L	20.0	1	03/10/16 10:55	03/11/16 19:36	106-50-3	
Phorate	ND	ug/L	10.0	1	03/10/16 10:55	03/11/16 19:36	298-02-2	
Pronamide	ND	ug/L	10.0	1	03/10/16 10:55	03/11/16 19:36	23950-58-5	
Pyrene	ND	ug/L	10.0	1	03/10/16 10:55	03/11/16 19:36	129-00-0	
Safrole	ND	ug/L	10.0	1	03/10/16 10:55	03/11/16 19:36	94-59-7	
1,2,4,5-Tetrachlorobenzene	ND	ug/L	10.0	1	03/10/16 10:55	03/11/16 19:36	95-94-3	
2,3,4,6-Tetrachlorophenol	ND	ug/L	10.0	1	03/10/16 10:55	03/11/16 19:36	58-90-2	
Thionazin	ND	ug/L	10.0	1	03/10/16 10:55	03/11/16 19:36	297-97-2	

REPORT OF LABORATORY ANALYSIS

This report shall not be reproduced, except in full,
without the written consent of Pace Analytical Services, Inc..

Pace Analytical®
www.pacelabs.com

Pace Analytical Services, Inc.
Not NELAP Accredited
4860 Blazer Parkway
Dublin, OH 43017
(614)486-5421

Pace Analytical Services, Inc.
7726 Moller Road
Indianapolis, IN 46268
(317)228-3100

ANALYTICAL RESULTS

Project: Bridgeton Landfill 1Q 2016
Pace Project No.: 50139618

Sample: PZ-103-SS **Lab ID: 50139618031** Collected: 03/08/16 10:15 Received: 03/09/16 13:58 Matrix: Water

Parameters	Results	Units	Report Limit	DF	Prepared	Analyzed	CAS No.	Qual
8270 MSSV APP IX waters	Analytical Method: EPA 8270 Preparation Method: EPA 3510							
O-Toluidine	ND	ug/L	10.0	1	03/10/16 10:55	03/11/16 19:36	95-53-4	
1,2,4-Trichlorobenzene	ND	ug/L	10.0	1	03/10/16 10:55	03/11/16 19:36	120-82-1	
2,4,5-Trichlorophenol	ND	ug/L	10.0	1	03/10/16 10:55	03/11/16 19:36	95-95-4	
2,4,6-Trichlorophenol	ND	ug/L	10.0	1	03/10/16 10:55	03/11/16 19:36	88-06-2	
1,3,5-Trinitrobenzene	ND	ug/L	20.0	1	03/10/16 10:55	03/11/16 19:36	99-35-4	
Surrogates								
Nitrobenzene-d5 (S)	54	%.	38-124	1	03/10/16 10:55	03/11/16 19:36	4165-60-0	
2-Fluorobiphenyl (S)	43	%.	33-114	1	03/10/16 10:55	03/11/16 19:36	321-60-8	
p-Terphenyl-d14 (S)	35	%.	10-113	1	03/10/16 10:55	03/11/16 19:36	1718-51-0	
Phenol-d5 (S)	20	%.	10-58	1	03/10/16 10:55	03/11/16 19:36	4165-62-2	
2-Fluorophenol (S)	29	%.	11-79	1	03/10/16 10:55	03/11/16 19:36	367-12-4	
2,4,6-Tribromophenol (S)	33	%.	29-158	1	03/10/16 10:55	03/11/16 19:36	118-79-6	
8260 MSV	Analytical Method: EPA 8260							
Acetone	ND	ug/L	10.0	1		03/16/16 03:31	67-64-1	
Acetonitrile	ND	ug/L	100	1		03/16/16 03:31	75-05-8	
Acrolein	ND	ug/L	50.0	1		03/16/16 03:31	107-02-8	
Acrylonitrile	ND	ug/L	100	1		03/16/16 03:31	107-13-1	
Allyl chloride	ND	ug/L	5.0	1		03/16/16 03:31	107-05-1	N2
Benzene	**89.9**	ug/L	5.0	1		03/16/16 03:31	71-43-2	
Bromochloromethane	ND	ug/L	5.0	1		03/16/16 03:31	74-97-5	
Bromodichloromethane	ND	ug/L	5.0	1		03/16/16 03:31	75-27-4	
Bromoform	ND	ug/L	5.0	1		03/16/16 03:31	75-25-2	
Bromomethane	ND	ug/L	10.0	1		03/16/16 03:31	74-83-9	
2-Butanone (MEK)	ND	ug/L	10.0	1		03/16/16 03:31	78-93-3	
Carbon disulfide	ND	ug/L	10.0	1		03/16/16 03:31	75-15-0	
Carbon tetrachloride	ND	ug/L	5.0	1		03/16/16 03:31	56-23-5	
Chlorobenzene	ND	ug/L	5.0	1		03/16/16 03:31	108-90-7	
Chloroethane	ND	ug/L	10.0	1		03/16/16 03:31	75-00-3	
Chloroform	ND	ug/L	5.0	1		03/16/16 03:31	67-66-3	
Chloromethane	ND	ug/L	10.0	1		03/16/16 03:31	74-87-3	
Chloroprene	ND	ug/L	100	1		03/16/16 03:31	126-99-8	N2
1,2-Dibromo-3-chloropropane	ND	ug/L	5.0	1		03/16/16 03:31	96-12-8	
Dibromochloromethane	ND	ug/L	5.0	1		03/16/16 03:31	124-48-1	
1,2-Dibromoethane (EDB)	ND	ug/L	5.0	1		03/16/16 03:31	106-93-4	
Dibromomethane	ND	ug/L	10.0	1		03/16/16 03:31	74-95-3	
1,2-Dichlorobenzene	ND	ug/L	5.0	1		03/16/16 03:31	95-50-1	
1,3-Dichlorobenzene	ND	ug/L	5.0	1		03/16/16 03:31	541-73-1	
1,4-Dichlorobenzene	**6.4**	ug/L	5.0	1		03/16/16 03:31	106-46-7	
trans-1,4-Dichloro-2-butene	ND	ug/L	10.0	1		03/16/16 03:31	110-57-6	
Dichlorodifluoromethane	ND	ug/L	5.0	1		03/16/16 03:31	75-71-8	
1,1-Dichloroethane	ND	ug/L	5.0	1		03/16/16 03:31	75-34-3	
1,2-Dichloroethane	ND	ug/L	5.0	1		03/16/16 03:31	107-06-2	
1,1-Dichloroethene	ND	ug/L	5.0	1		03/16/16 03:31	75-35-4	
cis-1,2-Dichloroethene	ND	ug/L	5.0	1		03/16/16 03:31	156-59-2	
trans-1,2-Dichloroethene	ND	ug/L	5.0	1		03/16/16 03:31	156-60-5	
1,2-Dichloropropane	ND	ug/L	5.0	1		03/16/16 03:31	78-87-5	

REPORT OF LABORATORY ANALYSIS

This report shall not be reproduced, except in full,
without the written consent of Pace Analytical Services, Inc..

Pace Analytical
www.pacelabs.com

Pace Analytical Services, Inc.
Not NELAP Accredited
4860 Blazer Parkway
Dublin, OH 43017
(614)486-5421

Pace Analytical Services, Inc.
7726 Moller Road
Indianapolis, IN 46268
(317)228-3100

ANALYTICAL RESULTS

Project: Bridgeton Landfill 1Q 2016
Pace Project No.: 50139618

Sample: PZ-103-SS **Lab ID: 50139618031** Collected: 03/08/16 10:15 Received: 03/09/16 13:58 Matrix: Water

Parameters	Results	Units	Report Limit	DF	Prepared	Analyzed	CAS No.	Qual
8260 MSV	Analytical Method: EPA 8260							
1,3-Dichloropropane	ND	ug/L	5.0	1		03/16/16 03:31	142-28-9	
2,2-Dichloropropane	ND	ug/L	5.0	1		03/16/16 03:31	594-20-7	
1,1-Dichloropropene	ND	ug/L	5.0	1		03/16/16 03:31	563-58-6	
cis-1,3-Dichloropropene	ND	ug/L	5.0	1		03/16/16 03:31	10061-01-5	
trans-1,3-Dichloropropene	ND	ug/L	5.0	1		03/16/16 03:31	10061-02-6	
Ethylbenzene	ND	ug/L	5.0	1		03/16/16 03:31	100-41-4	
Ethyl methacrylate	ND	ug/L	100	1		03/16/16 03:31	97-63-2	
2-Hexanone	ND	ug/L	10.0	1		03/16/16 03:31	591-78-6	
Iodomethane	ND	ug/L	5.0	1		03/16/16 03:31	74-88-4	
Isobutanol	ND	ug/L	100	1		03/16/16 03:31	78-83-1	N2
Methacrylonitrile	ND	ug/L	100	1		03/16/16 03:31	126-98-7	N2
Methylene Chloride	ND	ug/L	5.0	1		03/16/16 03:31	75-09-2	
Methyl methacrylate	ND	ug/L	100	1		03/16/16 03:31	80-62-6	N2
4-Methyl-2-pentanone (MIBK)	ND	ug/L	10.0	1		03/16/16 03:31	108-10-1	
Propionitrile	ND	ug/L	100	1		03/16/16 03:31	107-12-0	N2
Styrene	ND	ug/L	5.0	1		03/16/16 03:31	100-42-5	
1,1,1,2-Tetrachloroethane	ND	ug/L	5.0	1		03/16/16 03:31	630-20-6	
1,1,2,2-Tetrachloroethane	ND	ug/L	5.0	1		03/16/16 03:31	79-34-5	
Tetrachloroethene	ND	ug/L	5.0	1		03/16/16 03:31	127-18-4	
Toluene	**12.6**	ug/L	5.0	1		03/16/16 03:31	108-88-3	
1,1,1-Trichloroethane	ND	ug/L	5.0	1		03/16/16 03:31	71-55-6	
1,1,2-Trichloroethane	**13.2**	ug/L	5.0	1		03/16/16 03:31	79-00-5	
Trichloroethene	ND	ug/L	5.0	1		03/16/16 03:31	79-01-6	
Trichlorofluoromethane	ND	ug/L	10.0	1		03/16/16 03:31	75-69-4	
1,2,3-Trichloropropane	ND	ug/L	5.0	1		03/16/16 03:31	96-18-4	
Vinyl acetate	ND	ug/L	10.0	1		03/16/16 03:31	108-05-4	
Vinyl chloride	ND	ug/L	2.0	1		03/16/16 03:31	75-01-4	
Xylene (Total)	ND	ug/L	5.0	1		03/16/16 03:31	1330-20-7	
Surrogates								
Dibromofluoromethane (S)	100	%.	84-118	1		03/16/16 03:31	1868-53-7	
4-Bromofluorobenzene (S)	101	%.	79-116	1		03/16/16 03:31	460-00-4	
Toluene-d8 (S)	100	%.	86-110	1		03/16/16 03:31	2037-26-5	
2540C Total Dissolved Solids	Analytical Method: SM 2540C							
Total Dissolved Solids	**1180**	mg/L	20.0	1		03/14/16 09:27		
410.4 COD	Analytical Method: EPA 410.4 Preparation Method: EPA 410.4							
Chemical Oxygen Demand	**14.4**	mg/L	10.0	1	03/23/16 08:40	03/23/16 11:23		
353.2 Nitrogen, NO2/NO3 pres.	Analytical Method: EPA 353.2							
Nitrogen, NO2 plus NO3	ND	mg/L	1.0	10		03/22/16 10:07		D3
365.1 Total Phosphorus	Analytical Method: EPA 365.1 Preparation Method: EPA 365.1							
Phosphorus	**0.64**	mg/L	0.050	1	03/15/16 14:00	03/16/16 13:12	7723-14-0	

REPORT OF LABORATORY ANALYSIS

This report shall not be reproduced, except in full,
without the written consent of Pace Analytical Services, Inc.

Pace Analytical®
www.pacelabs.com

Pace Analytical Services, Inc.
Not NELAP Accredited
4860 Blazer Parkway
Dublin, OH 43017
(614)486-5421

Pace Analytical Services, Inc.
7726 Moller Road
Indianapolis, IN 46268
(317)228-3100

ANALYTICAL RESULTS

Project: Bridgeton Landfill 1Q 2016
Pace Project No.: 50139618

Sample: PZ-103-SS Lab ID: 50139618031 Collected: 03/08/16 10:15 Received: 03/09/16 13:58 Matrix: Water

Parameters	Results	Units	Report Limit	DF	Prepared	Analyzed	CAS No.	Qual
4500 Ammonia Water	Analytical Method: SM 4500-NH3 G							
Nitrogen, Ammonia	**0.20**	mg/L	0.10	1		03/16/16 11:11	7664-41-7	
5310C TOC	Analytical Method: SM 5310C							
Total Organic Carbon	**6.4**	mg/L	4.0	4		03/22/16 13:54	7440-44-0	

Sample: PZ-200-SS Lab ID: 50139618032 Collected: 03/08/16 12:55 Received: 03/09/16 13:58 Matrix: Water

Parameters	Results	Units	Report Limit	DF	Prepared	Analyzed	CAS No.	Qual
Field Data	Analytical Method:							
Field pH	**6.19**	Std. Units		1		03/08/16 12:28		
Field Temperature	**17.3**	deg C		1		03/08/16 12:28		
Field Specific Conductance	**2620**	umhos/cm		1		03/08/16 12:28		
Field Turbidity	**38.68**	NTU		1		03/08/16 12:28		
Total Well Depth	**99.50**	feet		1		03/08/16 12:28		
Elevation Water Level	**465.07**	ft/msl		1		03/08/16 12:28		
Collar Elevation	**485.57**	ft/msl		1		03/08/16 12:28		
Depth to Water	**20.50**	feet		1		03/08/16 12:28		
300.0 IC Anions 28 Days	Analytical Method: EPA 300.0							
Chloride	**692**	mg/L	25.0	100		03/11/16 17:43	16887-00-6	
Fluoride	ND	mg/L	0.10	1		03/11/16 02:05	16984-48-8	
Sulfate	**55.2**	mg/L	2.5	10		03/11/16 02:48	14808-79-8	
6010 MET ICP	Analytical Method: EPA 6010 Preparation Method: EPA 3010							
Barium	**313**	ug/L	10.0	1	03/11/16 07:47	03/14/16 17:45	7440-39-3	
Boron	ND	ug/L	100	1	03/11/16 07:47	03/14/16 17:45	7440-42-8	
Calcium	**268000**	ug/L	2500	5	03/11/16 07:47	03/14/16 18:32	7440-70-2	
Cobalt	**31.0**	ug/L	5.0	1	03/11/16 07:47	03/14/16 17:45	7440-48-4	
Iron	**52000**	ug/L	50.0	1	03/11/16 07:47	03/14/16 17:45	7439-89-6	
Magnesium	**89200**	ug/L	500	1	03/11/16 07:47	03/14/16 17:45	7439-95-4	
Manganese	**3630**	ug/L	5.0	1	03/11/16 07:47	03/14/16 17:45	7439-96-5	
Nickel	**65.2**	ug/L	10.0	1	03/11/16 07:47	03/14/16 17:45	7440-02-0	
Sodium	**85300**	ug/L	1000	1	03/11/16 07:47	03/14/16 17:45	7440-23-5	
Total Hardness by 2340B	**1040000**	ug/L	5000	5	03/11/16 07:47	03/14/16 18:32		
Zinc	ND	ug/L	20.0	1	03/11/16 07:47	03/14/16 17:45	7440-66-6	
6020 MET ICPMS	Analytical Method: EPA 6020 Preparation Method: EPA 200.2							
Antimony	ND	ug/L	5.0	1	03/10/16 09:00	03/11/16 13:37	7440-36-0	
Arsenic	**68.8**	ug/L	5.0	1	03/10/16 09:00	03/11/16 13:37	7440-38-2	
Beryllium	ND	ug/L	2.0	1	03/10/16 09:00	03/11/16 13:37	7440-41-7	
Cadmium	ND	ug/L	0.20	1	03/10/16 09:00	03/11/16 13:37	7440-43-9	
Chromium	ND	ug/L	5.0	1	03/10/16 09:00	03/11/16 13:37	7440-47-3	
Copper	ND	ug/L	5.0	1	03/10/16 09:00	03/11/16 13:37	7440-50-8	
Lead	ND	ug/L	5.0	1	03/10/16 09:00	03/11/16 13:37	7439-92-1	

REPORT OF LABORATORY ANALYSIS

This report shall not be reproduced, except in full,
without the written consent of Pace Analytical Services, Inc..

Pace Analytical
www.pacelabs.com

Pace Analytical Services, Inc.
Not NELAP Accredited
4860 Blazer Parkway
Dublin, OH 43017
(614)486-5421

Pace Analytical Services, Inc.
7726 Moller Road
Indianapolis, IN 46268
(317)228-3100

ANALYTICAL RESULTS

Project: Bridgeton Landfill 1Q 2016
Pace Project No.: 50139618

Sample: PZ-200-SS **Lab ID: 50139618032** Collected: 03/08/16 12:55 Received: 03/09/16 13:58 Matrix: Water

Parameters	Results	Units	Report Limit	DF	Prepared	Analyzed	CAS No.	Qual
6020 MET ICPMS	Analytical Method: EPA 6020 Preparation Method: EPA 200.2							
Selenium	ND	ug/L	5.0	1	03/10/16 09:00	03/11/16 13:37	7782-49-2	
Silver	ND	ug/L	5.0	1	03/10/16 09:00	03/11/16 13:37	7440-22-4	
Thallium	ND	ug/L	2.0	1	03/10/16 09:00	03/11/16 13:37	7440-28-0	
Vanadium	ND	ug/L	10.0	1	03/10/16 09:00	03/11/16 13:37	7440-62-2	
7470 Mercury	Analytical Method: EPA 7470 Preparation Method: EPA 7470							
Mercury	ND	ug/L	0.20	1	03/23/16 11:46	03/23/16 19:31	7439-97-6	
8270 MSSV APP IX waters	Analytical Method: EPA 8270 Preparation Method: EPA 3510							
Acenaphthene	ND	ug/L	10.0	1	03/10/16 10:55	03/11/16 19:56	83-32-9	
Acenaphthylene	ND	ug/L	10.0	1	03/10/16 10:55	03/11/16 19:56	208-96-8	
Acetophenone	ND	ug/L	10.0	1	03/10/16 10:55	03/11/16 19:56	98-86-2	
2-Acetylaminofluorene	ND	ug/L	10.0	1	03/10/16 10:55	03/11/16 19:56	53-96-3	
4-Aminobiphenyl	ND	ug/L	10.0	1	03/10/16 10:55	03/11/16 19:56	92-67-1	
Anthracene	ND	ug/L	10.0	1	03/10/16 10:55	03/11/16 19:56	120-12-7	
Benzo(a)anthracene	ND	ug/L	10.0	1	03/10/16 10:55	03/11/16 19:56	56-55-3	
Benzo(a)pyrene	ND	ug/L	10.0	1	03/10/16 10:55	03/11/16 19:56	50-32-8	
Benzo(b)fluoranthene	ND	ug/L	10.0	1	03/10/16 10:55	03/11/16 19:56	205-99-2	
Benzo(g,h,i)perylene	ND	ug/L	10.0	1	03/10/16 10:55	03/11/16 19:56	191-24-2	
Benzo(k)fluoranthene	ND	ug/L	10.0	1	03/10/16 10:55	03/11/16 19:56	207-08-9	
Benzyl alcohol	ND	ug/L	10.0	1	03/10/16 10:55	03/11/16 19:56	100-51-6	
4-Bromophenylphenyl ether	ND	ug/L	10.0	1	03/10/16 10:55	03/11/16 19:56	101-55-3	
Butylbenzylphthalate	ND	ug/L	10.0	1	03/10/16 10:55	03/11/16 19:56	85-68-7	
4-Chloro-3-methylphenol	ND	ug/L	10.0	1	03/10/16 10:55	03/11/16 19:56	59-50-7	
4-Chloroaniline	ND	ug/L	10.0	1	03/10/16 10:55	03/11/16 19:56	106-47-8	
Chlorobenzilate	ND	ug/L	10.0	1	03/10/16 10:55	03/11/16 19:56	510-15-6	
bis(2-Chloroethoxy)methane	ND	ug/L	10.0	1	03/10/16 10:55	03/11/16 19:56	111-91-1	
bis(2-Chloroethyl) ether	ND	ug/L	10.0	1	03/10/16 10:55	03/11/16 19:56	111-44-4	
bis(2-Chloroisopropyl) ether	ND	ug/L	10.0	1	03/10/16 10:55	03/11/16 19:56	108-60-1	
2-Chloronaphthalene	ND	ug/L	10.0	1	03/10/16 10:55	03/11/16 19:56	91-58-7	
2-Chlorophenol	ND	ug/L	10.0	1	03/10/16 10:55	03/11/16 19:56	95-57-8	
4-Chlorophenylphenyl ether	ND	ug/L	10.0	1	03/10/16 10:55	03/11/16 19:56	7005-72-3	
Chrysene	ND	ug/L	10.0	1	03/10/16 10:55	03/11/16 19:56	218-01-9	
Dialiate	ND	ug/L	10.0	1	03/10/16 10:55	03/11/16 19:56	2303-16-4	
Dibenz(a,h)anthracene	ND	ug/L	10.0	1	03/10/16 10:55	03/11/16 19:56	53-70-3	
Dibenzofuran	ND	ug/L	10.0	1	03/10/16 10:55	03/11/16 19:56	132-64-9	
3,3'-Dichlorobenzidine	ND	ug/L	20.0	1	03/10/16 10:55	03/11/16 19:56	91-94-1	
2,4-Dichlorophenol	ND	ug/L	10.0	1	03/10/16 10:55	03/11/16 19:56	120-83-2	
2,6-Dichlorophenol	ND	ug/L	10.0	1	03/10/16 10:55	03/11/16 19:56	87-65-0	
Diethylphthalate	ND	ug/L	10.0	1	03/10/16 10:55	03/11/16 19:56	84-66-2	
Dimethoate	ND	ug/L	10.0	1	03/10/16 10:55	03/11/16 19:56	60-51-5	
P-Dimethylaminoazobenzene	ND	ug/L	10.0	1	03/10/16 10:55	03/11/16 19:56	60-11-7	
7,12-Dimethylbenz(a)anthracene	ND	ug/L	20.0	1	03/10/16 10:55	03/11/16 19:56	57-97-6	
3,3'-Dimethylbenzidine	ND	ug/L	20.0	1	03/10/16 10:55	03/11/16 19:56	119-93-7	
2,4-Dimethylphenol	ND	ug/L	10.0	1	03/10/16 10:55	03/11/16 19:56	105-67-9	
Dimethylphthalate	ND	ug/L	10.0	1	03/10/16 10:55	03/11/16 19:56	131-11-3	

This report shall not be reproduced, except in full,
without the written consent of Pace Analytical Services, Inc..

Pace Analytical
www.pacelabs.com

Pace Analytical Services, Inc.
Not NELAP Accredited
4860 Blazer Parkway
Dublin, OH 43017
(614)486-5421

Pace Analytical Services, Inc.
7726 Moller Road
Indianapolis, IN 46268
(317)228-3100

ANALYTICAL RESULTS

Project: Bridgeton Landfill 1Q 2016
Pace Project No.: 50139618

Sample: PZ-200-SS Lab ID: 50139618032 Collected: 03/08/16 12:55 Received: 03/09/16 13:58 Matrix: Water

Parameters	Results	Units	Report Limit	DF	Prepared	Analyzed	CAS No.	Qual
8270 MSSV APP IX waters	Analytical Method: EPA 8270 Preparation Method: EPA 3510							
Di-n-butylphthalate	ND	ug/L	10.0	1	03/10/16 10:55	03/11/16 19:56	84-74-2	
4,6-Dinitro-2-methylphenol	ND	ug/L	50.0	1	03/10/16 10:55	03/11/16 19:56	534-52-1	
1,3-Dinitrobenzene	ND	ug/L	50.0	1	03/10/16 10:55	03/11/16 19:56	99-65-0	
1,4-Dinitrobenzene	ND	ug/L	10.0	1	03/10/16 10:55	03/11/16 19:56	100-25-4	
2,4-Dinitrophenol	ND	ug/L	50.0	1	03/10/16 10:55	03/11/16 19:56	51-28-5	
2,4-Dinitrotoluene	ND	ug/L	10.0	1	03/10/16 10:55	03/11/16 19:56	121-14-2	
2,6-Dinitrotoluene	ND	ug/L	10.0	1	03/10/16 10:55	03/11/16 19:56	606-20-2	
Di-n-octylphthalate	ND	ug/L	10.0	1	03/10/16 10:55	03/11/16 19:56	117-84-0	
Dinoseb	ND	ug/L	10.0	1	03/10/16 10:55	03/11/16 19:56	88-85-7	
Diphenylamine	ND	ug/L	10.0	1	03/10/16 10:55	03/11/16 19:56	122-39-4	
Disulfoton	ND	ug/L	10.0	1	03/10/16 10:55	03/11/16 19:56	298-04-4	
bis(2-Ethylhexyl)phthalate	ND	ug/L	10.0	1	03/10/16 10:55	03/11/16 19:56	117-81-7	
Ethyl methanesulfonate	ND	ug/L	10.0	1	03/10/16 10:55	03/11/16 19:56	62-50-0	
Famphur	ND	ug/L	200	1	03/10/16 10:55	03/11/16 19:56	52-85-7	
Fluoranthene	ND	ug/L	10.0	1	03/10/16 10:55	03/11/16 19:56	206-44-0	
Fluorene	ND	ug/L	10.0	1	03/10/16 10:55	03/11/16 19:56	86-73-7	
Hexachloro-1,3-butadiene	ND	ug/L	10.0	1	03/10/16 10:55	03/11/16 19:56	87-68-3	
Hexachlorobenzene	ND	ug/L	10.0	1	03/10/16 10:55	03/11/16 19:56	118-74-1	
Hexachlorocyclopentadiene	ND	ug/L	10.0	1	03/10/16 10:55	03/11/16 19:56	77-47-4	
Hexachloroethane	ND	ug/L	10.0	1	03/10/16 10:55	03/11/16 19:56	67-72-1	
Hexachlorophene	ND	ug/L	200	1	03/10/16 10:55	03/11/16 19:56	70-30-4	
Hexachloropropene	ND	ug/L	10.0	1	03/10/16 10:55	03/11/16 19:56	1888-71-7	
Indeno(1,2,3-cd)pyrene	ND	ug/L	10.0	1	03/10/16 10:55	03/11/16 19:56	193-39-5	
Isodrin	ND	ug/L	10.0	1	03/10/16 10:55	03/11/16 19:56	465-73-6	
Isophorone	ND	ug/L	10.0	1	03/10/16 10:55	03/11/16 19:56	78-59-1	
Isosafrole	ND	ug/L	10.0	1	03/10/16 10:55	03/11/16 19:56	120-58-1	
Kepone	ND	ug/L	200	1	03/10/16 10:55	03/11/16 19:56	143-50-0	
Methapyrilene	ND	ug/L	10.0	1	03/10/16 10:55	03/11/16 19:56	91-80-5	
3-Methylcholanthrene	ND	ug/L	10.0	1	03/10/16 10:55	03/11/16 19:56	56-49-5	
Methyl methanesulfonate	ND	ug/L	10.0	1	03/10/16 10:55	03/11/16 19:56	66-27-3	
2-Methylnaphthalene	ND	ug/L	10.0	1	03/10/16 10:55	03/11/16 19:56	91-57-6	
Methyl parathion	ND	ug/L	10.0	1	03/10/16 10:55	03/11/16 19:56	298-00-0	
2-Methylphenol(o-Cresol)	ND	ug/L	10.0	1	03/10/16 10:55	03/11/16 19:56	95-48-7	
3&4-Methylphenol(m&p Cresol)	ND	ug/L	10.0	1	03/10/16 10:55	03/11/16 19:56		
1-Naphthalenamine	ND	ug/L	50.0	1	03/10/16 10:55	03/11/16 19:56	134-32-7	
2-Naphthalenamine	ND	ug/L	10.0	1	03/10/16 10:55	03/11/16 19:56	91-59-8	
Naphthalene	ND	ug/L	10.0	1	03/10/16 10:55	03/11/16 19:56	91-20-3	
1,4-Naphthoquinone	ND	ug/L	50.0	1	03/10/16 10:55	03/11/16 19:56	130-15-4	
2-Nitroaniline	ND	ug/L	50.0	1	03/10/16 10:55	03/11/16 19:56	88-74-4	
3-Nitroaniline	ND	ug/L	50.0	1	03/10/16 10:55	03/11/16 19:56	99-09-2	
4-Nitroaniline	ND	ug/L	50.0	1	03/10/16 10:55	03/11/16 19:56	100-01-6	
Nitrobenzene	ND	ug/L	10.0	1	03/10/16 10:55	03/11/16 19:56	98-95-3	
2-Nitrophenol	ND	ug/L	10.0	1	03/10/16 10:55	03/11/16 19:56	88-75-5	
4-Nitrophenol	ND	ug/L	50.0	1	03/10/16 10:55	03/11/16 19:56	100-02-7	
5-Nitro-o-toluidine	ND	ug/L	10.0	1	03/10/16 10:55	03/11/16 19:56	99-55-8	
N-Nitrosodiethylamine	ND	ug/L	10.0	1	03/10/16 10:55	03/11/16 19:56	55-18-5	
N-Nitrosodimethylamine	ND	ug/L	10.0	1	03/10/16 10:55	03/11/16 19:56	62-75-9	

REPORT OF LABORATORY ANALYSIS

This report shall not be reproduced, except in full,
without the written consent of Pace Analytical Services, Inc..

Pace Analytical
www.pacelabs.com

Pace Analytical Services, Inc.
Not NELAP Accredited
4860 Blazer Parkway
Dublin, OH 43017
(614)486-5421

Pace Analytical Services, Inc.
7726 Moller Road
Indianapolis, IN 46268
(317)228-3100

ANALYTICAL RESULTS

Project: Bridgeton Landfill 1Q 2016
Pace Project No.: 50139618

Sample: PZ-200-SS **Lab ID: 50139618032** Collected: 03/08/16 12:55 Received: 03/09/16 13:58 Matrix: Water

Parameters	Results	Units	Report Limit	DF	Prepared	Analyzed	CAS No	Qual
8270 MSSV APP IX waters	Analytical Method: EPA 8270 Preparation Method: EPA 3510							
N-Nitroso-di-n-butylamine	ND	ug/L	10.0	1	03/10/16 10:55	03/11/16 19:56	924-16-3	
N-Nitroso-di-n-propylamine	ND	ug/L	50.0	1	03/10/16 10:55	03/11/16 19:56	621-64-7	
N-Nitrosomethylethylamine	ND	ug/L	10.0	1	03/10/16 10:55	03/11/16 19:56	10595-95-6	
N-Nitrosomorpholine	ND	ug/L	10.0	1	03/10/16 10:55	03/11/16 19:56	59-89-2	
N-Nitrosopiperidine	ND	ug/L	10.0	1	03/10/16 10:55	03/11/16 19:56	100-75-4	
N-Nitrosopyrrolidine	ND	ug/L	10.0	1	03/10/16 10:55	03/11/16 19:56	930-55-2	
O,O,O-Triethylphosphorothioate	ND	ug/L	10.0	1	03/10/16 10:55	03/11/16 19:56	126-68-1	
Parathion (Ethyl parathion)	ND	ug/L	10.0	1	03/10/16 10:55	03/11/16 19:56	56-38-2	
Pentachlorobenzene	ND	ug/L	10.0	1	03/10/16 10:55	03/11/16 19:56	608-93-5	
Pentachloronitrobenzene	ND	ug/L	10.0	1	03/10/16 10:55	03/11/16 19:56	82-68-8	
Pentachlorophenol	ND	ug/L	50.0	1	03/10/16 10:55	03/11/16 19:56	87-86-5	
Phenacetin	ND	ug/L	10.0	1	03/10/16 10:55	03/11/16 19:56	62-44-2	
Phenanthrene	ND	ug/L	10.0	1	03/10/16 10:55	03/11/16 19:56	85-01-8	
Phenol	ND	ug/L	10.0	1	03/10/16 10:55	03/11/16 19:56	108-95-2	
p-Phenylenediamine	ND	ug/L	20.0	1	03/10/16 10:55	03/11/16 19:56	106-50-3	
Phorate	ND	ug/L	10.0	1	03/10/16 10:55	03/11/16 19:56	298-02-2	
Pronamide	ND	ug/L	10.0	1	03/10/16 10:55	03/11/16 19:56	23950-58-5	
Pyrene	ND	ug/L	10.0	1	03/10/16 10:55	03/11/16 19:56	129-00-0	
Safrole	ND	ug/L	10.0	1	03/10/16 10:55	03/11/16 19:56	94-59-7	
1,2,4,5-Tetrachlorobenzene	ND	ug/L	10.0	1	03/10/16 10:55	03/11/16 19:56	95-94-3	
2,3,4,6-Tetrachlorophenol	ND	ug/L	10.0	1	03/10/16 10:55	03/11/16 19:56	58-90-2	
Thionazin	ND	ug/L	10.0	1	03/10/16 10:55	03/11/16 19:56	297-97-2	
O-Toluidine	ND	ug/L	10.0	1	03/10/16 10:55	03/11/16 19:56	95-53-4	
1,2,4-Trichlorobenzene	ND	ug/L	10.0	1	03/10/16 10:55	03/11/16 19:56	120-82-1	
2,4,5-Trichlorophenol	ND	ug/L	10.0	1	03/10/16 10:55	03/11/16 19:56	95-95-4	
2,4,6-Trichlorophenol	ND	ug/L	10.0	1	03/10/16 10:55	03/11/16 19:56	88-06-2	
1,3,5-Trinitrobenzene	ND	ug/L	20.0	1	03/10/16 10:55	03/11/16 19:56	99-35-4	
Surrogates								
Nitrobenzene-d5 (S)	65	%.	38-124	1	03/10/16 10:55	03/11/16 19:56	4165-60-0	
2-Fluorobiphenyl (S)	52	%.	33-114	1	03/10/16 10:55	03/11/16 19:56	321-60-8	
p-Terphenyl-d14 (S)	42	%.	10-113	1	03/10/16 10:55	03/11/16 19:56	1718-51-0	
Phenol-d5 (S)	25	%.	10-58	1	03/10/16 10:55	03/11/16 19:56	4165-62-2	
2-Fluorophenol (S)	36	%.	11-79	1	03/10/16 10:55	03/11/16 19:56	367-12-4	
2,4,6-Tribromophenol (S)	66	%.	29-158	1	03/10/16 10:55	03/11/16 19:56	118-79-6	
8260 MSV	Analytical Method: EPA 8260							
Acetone	ND	ug/L	10.0	1		03/13/16 17:26	67-64-1	
Acetonitrile	ND	ug/L	100	1		03/13/16 17:26	75-05-8	
Acrolein	ND	ug/L	50.0	1		03/13/16 17:26	107-02-8	
Acrylonitrile	ND	ug/L	100	1		03/13/16 17:26	107-13-1	
Allyl chloride	ND	ug/L	5.0	1		03/13/16 17:26	107-05-1	N2
Benzene	ND	ug/L	5.0	1		03/13/16 17:26	71-43-2	
Bromochloromethane	ND	ug/L	5.0	1		03/13/16 17:26	74-97-5	
Bromodichloromethane	ND	ug/L	5.0	1		03/13/16 17:26	75-27-4	
Bromoform	ND	ug/L	5.0	1		03/13/16 17:26	75-25-2	
Bromomethane	ND	ug/L	10.0	1		03/13/16 17:26	74-83-9	
2-Butanone (MEK)	ND	ug/L	10.0	1		03/13/16 17:26	78-93-3	

REPORT OF LABORATORY ANALYSIS

This report shall not be reproduced, except in full,
without the written consent of Pace Analytical Services, Inc..

Pace Analytical®
www.pacelabs.com

Pace Analytical Services, Inc.
Not NELAP Accredited
4860 Blazer Parkway
Dublin, OH 43017
(614)486-5421

Pace Analytical Services, Inc.
7726 Moller Road
Indianapolis, IN 46268
(317)228-3100

ANALYTICAL RESULTS

Project: Bridgeton Landfill 1Q 2016
Pace Project No.: 50139618

Sample: PZ-200-SS Lab ID: 50139618032 Collected: 03/08/16 12:55 Received: 03/09/16 13:58 Matrix: Water

Parameters	Results	Units	Report Limit	DF	Prepared	Analyzed	CAS No.	Qual
8260 MSV	Analytical Method: EPA 8260							
Carbon disulfide	ND	ug/L	10.0	1		03/13/16 17:26	75-15-0	
Carbon tetrachloride	ND	ug/L	5.0	1		03/13/16 17:26	56-23-5	
Chlorobenzene	ND	ug/L	5.0	1		03/13/16 17:26	108-90-7	
Chloroethane	ND	ug/L	10.0	1		03/13/16 17:26	75-00-3	
Chloroform	ND	ug/L	5.0	1		03/13/16 17:26	67-66-3	
Chloromethane	ND	ug/L	10.0	1		03/13/16 17:26	74-87-3	
Chloroprene	ND	ug/L	100	1		03/13/16 17:26	126-99-8	N2
1,2-Dibromo-3-chloropropane	ND	ug/L	5.0	1		03/13/16 17:26	96-12-8	
Dibromochloromethane	ND	ug/L	5.0	1		03/13/16 17:26	124-48-1	
1,2-Dibromoethane (EDB)	ND	ug/L	5.0	1		03/13/16 17:26	106-93-4	
Dibromomethane	ND	ug/L	10.0	1		03/13/16 17:26	74-95-3	
1,2-Dichlorobenzene	ND	ug/L	5.0	1		03/13/16 17:26	95-50-1	
1,3-Dichlorobenzene	ND	ug/L	5.0	1		03/13/16 17:26	541-73-1	
1,4-Dichlorobenzene	ND	ug/L	5.0	1		03/13/16 17:26	106-46-7	
trans-1,4-Dichloro-2-butene	ND	ug/L	10.0	1		03/13/16 17:26	110-57-6	
Dichlorodifluoromethane	ND	ug/L	5.0	1		03/13/16 17:26	75-71-8	
1,1-Dichloroethane	ND	ug/L	5.0	1		03/13/16 17:26	75-34-3	
1,2-Dichloroethane	ND	ug/L	5.0	1		03/13/16 17:26	107-06-2	
1,1-Dichloroethene	ND	ug/L	5.0	1		03/13/16 17:26	75-35-4	
cis-1,2-Dichloroethene	ND	ug/L	5.0	1		03/13/16 17:26	156-59-2	
trans-1,2-Dichloroethene	ND	ug/L	5.0	1		03/13/16 17:26	156-60-5	
1,2-Dichloropropane	ND	ug/L	5.0	1		03/13/16 17:26	78-87-5	
1,3-Dichloropropane	ND	ug/L	5.0	1		03/13/16 17:26	142-28-9	
2,2-Dichloropropane	ND	ug/L	5.0	1		03/13/16 17:26	594-20-7	
1,1-Dichloropropene	ND	ug/L	5.0	1		03/13/16 17:26	563-58-6	
cis-1,3-Dichloropropene	ND	ug/L	5.0	1		03/13/16 17:26	10061-01-5	
trans-1,3-Dichloropropene	ND	ug/L	5.0	1		03/13/16 17:26	10061-02-6	
Ethylbenzene	ND	ug/L	5.0	1		03/13/16 17:26	100-41-4	
Ethyl methacrylate	ND	ug/L	100	1		03/13/16 17:26	97-63-2	
2-Hexanone	ND	ug/L	10.0	1		03/13/16 17:26	591-78-6	
Iodomethane	ND	ug/L	5.0	1		03/13/16 17:26	74-88-4	
Isobutanol	ND	ug/L	100	1		03/13/16 17:26	78-83-1	N2
Methacrylonitrile	ND	ug/L	100	1		03/13/16 17:26	126-98-7	N2
Methylene Chloride	ND	ug/L	5.0	1		03/13/16 17:26	75-09-2	
Methyl methacrylate	ND	ug/L	100	1		03/13/16 17:26	80-62-6	N2
4-Methyl-2-pentanone (MIBK)	ND	ug/L	10.0	1		03/13/16 17:26	108-10-1	
Propionitrile	ND	ug/L	100	1		03/13/16 17:26	107-12-0	N2
Styrene	ND	ug/L	5.0	1		03/13/16 17:26	100-42-5	
1,1,1,2-Tetrachloroethane	ND	ug/L	5.0	1		03/13/16 17:26	630-20-6	
1,1,2,2-Tetrachloroethane	ND	ug/L	5.0	1		03/13/16 17:26	79-34-5	
Tetrachloroethene	ND	ug/L	5.0	1		03/13/16 17:26	127-18-4	
Toluene	ND	ug/L	5.0	1		03/13/16 17:26	108-88-3	
1,1,1-Trichloroethane	ND	ug/L	5.0	1		03/13/16 17:26	71-55-6	
1,1,2-Trichloroethane	ND	ug/L	5.0	1		03/13/16 17:26	79-00-5	
Trichloroethene	ND	ug/L	5.0	1		03/13/16 17:26	79-01-6	
Trichlorofluoromethane	ND	ug/L	10.0	1		03/13/16 17:26	75-69-4	
1,2,3-Trichloropropane	ND	ug/L	5.0	1		03/13/16 17:26	96-18-4	

REPORT OF LABORATORY ANALYSIS

This report shall not be reproduced, except in full,
without the written consent of Pace Analytical Services, Inc..

Pace Analytical
www.pacelabs.com

Pace Analytical Services, Inc.
Not NELAP Accredited
4860 Blazer Parkway
Dublin, OH 43017
(614)486-5421

Pace Analytical Services, Inc.
7726 Moller Road
Indianapolis, IN 46268
(317)228-3100

ANALYTICAL RESULTS

Project: Bridgeton Landfill 1Q 2016
Pace Project No.: 50139618

Sample: PZ-200-SS **Lab ID: 50139618032** Collected: 03/08/16 12:55 Received: 03/09/16 13:58 Matrix: Water

Parameters	Results	Units	Report Limit	DF	Prepared	Analyzed	CAS No.	Qual
8260 MSV	Analytical Method: EPA 8260							
Vinyl acetate	ND	ug/L	10.0	1		03/13/16 17:26	108-05-4	
Vinyl chloride	ND	ug/L	2.0	1		03/13/16 17:26	75-01-4	
Xylene (Total)	ND	ug/L	5.0	1		03/13/16 17:26	1330-20-7	
Surrogates								
Dibromofluoromethane (S)	95	%.	84-118	1		03/13/16 17:26	1868-53-7	
4-Bromofluorobenzene (S)	99	%.	79-116	1		03/13/16 17:26	460-00-4	
Toluene-d8 (S)	99	%.	86-110	1		03/13/16 17:26	2037-26-5	
2540C Total Dissolved Solids	Analytical Method: SM 2540C							
Total Dissolved Solids	**1940**	mg/L	40.0	1		03/14/16 09:27		
410.4 COD	Analytical Method: EPA 410.4 Preparation Method: EPA 410.4							
Chemical Oxygen Demand	**45.0**	mg/L	10.0	1	03/18/16 08:34	03/18/16 11:08		
353.2 Nitrogen, NO2/NO3 pres.	Analytical Method: EPA 353.2							
Nitrogen, NO2 plus NO3	ND	mg/L	0.10	1		03/22/16 10:10		
365.1 Total Phosphorus	Analytical Method: EPA 365.1 Preparation Method: EPA 365.1							
Phosphorus	**1.4**	mg/L	0.25	5	03/15/16 14:00	03/16/16 13:36	7723-14-0	
4500 Ammonia Water	Analytical Method: SM 4500-NH3 G							
Nitrogen, Ammonia	**1.1**	mg/L	0.10	1		03/16/16 10:59	7664-41-7	
5310C TOC	Analytical Method: SM 5310C							
Total Organic Carbon	**2.5**	mg/L	2.0	2		03/22/16 14:19	7440-44-0	

Sample: Trip Blank #3 **Lab ID: 50139618033** Collected: 03/08/16 08:00 Received: 03/09/16 13:58 Matrix: Water

Parameters	Results	Units	Report Limit	DF	Prepared	Analyzed	CAS No.	Qual
8260 MSV	Analytical Method: EPA 8260							
Acetone	ND	ug/L	10.0	1		03/13/16 17:52	67-64-1	
Acetonitrile	ND	ug/L	100	1		03/13/16 17:52	75-05-8	
Acrolein	ND	ug/L	50.0	1		03/13/16 17:52	107-02-8	
Acrylonitrile	ND	ug/L	100	1		03/13/16 17:52	107-13-1	
Allyl chloride	ND	ug/L	5.0	1		03/13/16 17:52	107-05-1	N2
Benzene	ND	ug/L	5.0	1		03/13/16 17:52	71-43-2	
Bromochloromethane	ND	ug/L	5.0	1		03/13/16 17:52	74-97-5	
Bromodichloromethane	ND	ug/L	5.0	1		03/13/16 17:52	75-27-4	
Bromoform	ND	ug/L	5.0	1		03/13/16 17:52	75-25-2	
Bromomethane	ND	ug/L	10.0	1		03/13/16 17:52	74-83-9	
2-Butanone (MEK)	ND	ug/L	10.0	1		03/13/16 17:52	78-93-3	
n-Butyl chloride	ND	ug/L	5.0	1		03/13/16 17:52	109-69-3	
Carbon disulfide	ND	ug/L	10.0	1		03/13/16 17:52	75-15-0	
Carbon tetrachloride	ND	ug/L	5.0	1		03/13/16 17:52	56-23-5	

REPORT OF LABORATORY ANALYSIS

This report shall not be reproduced, except in full,
without the written consent of Pace Analytical Services, Inc.

Pace Analytical
www.pacelabs.com

Pace Analytical Services, Inc.
Not NELAP Accredited
4860 Blazer Parkway
Dublin, OH 43017
(614)486-5421

Pace Analytical Services, Inc.
7726 Moller Road
Indianapolis, IN 46268
(317)228-3100

ANALYTICAL RESULTS

Project: Bridgeton Landfill 1Q 2016
Pace Project No.: 50139618

Sample: Trip Blank #3 Lab ID: 50139618033 Collected: 03/08/16 08:00 Received: 03/09/16 13:58 Matrix: Water

Parameters	Results	Units	Report Limit	DF	Prepared	Analyzed	CAS No.	Qual
8260 MSV	Analytical Method: EPA 8260							
Chlorobenzene	ND	ug/L	5.0	1		03/13/16 17:52	108-90-7	
Chloroethane	ND	ug/L	10.0	1		03/13/16 17:52	75-00-3	
Chloroform	ND	ug/L	5.0	1		03/13/16 17:52	67-66-3	
Chloromethane	ND	ug/L	10.0	1		03/13/16 17:52	74-87-3	
Chloroprene	ND	ug/L	100	1		03/13/16 17:52	126-99-8	N2
1,2-Dibromo-3-chloropropane	ND	ug/L	5.0	1		03/13/16 17:52	96-12-8	
Dibromochloromethane	ND	ug/L	5.0	1		03/13/16 17:52	124-48-1	
1,2-Dibromoethane (EDB)	ND	ug/L	5.0	1		03/13/16 17:52	106-93-4	
Dibromomethane	ND	ug/L	10.0	1		03/13/16 17:52	74-95-3	
1,2-Dichlorobenzene	ND	ug/L	5.0	1		03/13/16 17:52	95-50-1	
1,3-Dichlorobenzene	ND	ug/L	5.0	1		03/13/16 17:52	541-73-1	
1,4-Dichlorobenzene	ND	ug/L	5.0	1		03/13/16 17:52	106-46-7	
trans-1,4-Dichloro-2-butene	ND	ug/L	10.0	1		03/13/16 17:52	110-57-6	
Dichlorodifluoromethane	ND	ug/L	5.0	1		03/13/16 17:52	75-71-8	
1,1-Dichloroethane	ND	ug/L	5.0	1		03/13/16 17:52	75-34-3	
1,2-Dichloroethane	ND	ug/L	5.0	1		03/13/16 17:52	107-06-2	
1,1-Dichloroethene	ND	ug/L	5.0	1		03/13/16 17:52	75-35-4	
cis-1,2-Dichloroethene	ND	ug/L	5.0	1		03/13/16 17:52	156-59-2	
trans-1,2-Dichloroethene	ND	ug/L	5.0	1		03/13/16 17:52	156-60-5	
1,2-Dichloropropane	ND	ug/L	5.0	1		03/13/16 17:52	78-87-5	
1,3-Dichloropropane	ND	ug/L	5.0	1		03/13/16 17:52	142-28-9	
2,2-Dichloropropane	ND	ug/L	5.0	1		03/13/16 17:52	594-20-7	
1,1-Dichloropropene	ND	ug/L	5.0	1		03/13/16 17:52	563-58-6	
cis-1,3-Dichloropropene	ND	ug/L	5.0	1		03/13/16 17:52	10061-01-5	
trans-1,3-Dichloropropene	ND	ug/L	5.0	1		03/13/16 17:52	10061-02-6	
Ethylbenzene	ND	ug/L	5.0	1		03/13/16 17:52	100-41-4	
Ethyl methacrylate	ND	ug/L	100	1		03/13/16 17:52	97-63-2	
2-Hexanone	ND	ug/L	10.0	1		03/13/16 17:52	591-78-6	
Iodomethane	ND	ug/L	5.0	1		03/13/16 17:52	74-88-4	
Isobutanol	ND	ug/L	100	1		03/13/16 17:52	78-83-1	N2
Methacrylonitrile	ND	ug/L	100	1		03/13/16 17:52	126-98-7	N2
Methylene Chloride	ND	ug/L	5.0	1		03/13/16 17:52	75-09-2	
Methyl methacrylate	ND	ug/L	100	1		03/13/16 17:52	80-62-6	N2
4-Methyl-2-pentanone (MIBK)	ND	ug/L	10.0	1		03/13/16 17:52	108-10-1	
Propionitrile	ND	ug/L	100	1		03/13/16 17:52	107-12-0	N2
Styrene	ND	ug/L	5.0	1		03/13/16 17:52	100-42-5	
1,1,1,2-Tetrachloroethane	ND	ug/L	5.0	1		03/13/16 17:52	630-20-6	
1,1,2,2-Tetrachloroethane	ND	ug/L	5.0	1		03/13/16 17:52	79-34-5	
Tetrachloroethene	ND	ug/L	5.0	1		03/13/16 17:52	127-18-4	
Toluene	ND	ug/L	5.0	1		03/13/16 17:52	108-88-3	
1,1,1-Trichloroethane	ND	ug/L	5.0	1		03/13/16 17:52	71-55-6	
1,1,2-Trichloroethane	ND	ug/L	5.0	1		03/13/16 17:52	79-00-5	
Trichloroethene	ND	ug/L	5.0	1		03/13/16 17:52	79-01-6	
Trichlorofluoromethane	ND	ug/L	10.0	1		03/13/16 17:52	75-69-4	
1,2,3-Trichloropropane	ND	ug/L	5.0	1		03/13/16 17:52	96-18-4	
Vinyl acetate	ND	ug/L	10.0	1		03/13/16 17:52	108-05-4	
Vinyl chloride	ND	ug/L	2.0	1		03/13/16 17:52	75-01-4	

This report shall not be reproduced, except in full,
without the written consent of Pace Analytical Services, Inc..

Pace Analytical
www.pacelabs.com

Pace Analytical Services, Inc.
Not NELAP Accredited
4860 Blazer Parkway
Dublin, OH 43017
(614)486-5421

Pace Analytical Services, Inc.
7726 Moller Road
Indianapolis, IN 46268
(317)228-3100

ANALYTICAL RESULTS

Project: Bridgeton Landfill 1Q 2016
Pace Project No.: 50139618

Sample: Trip Blank #3 **Lab ID: 50139618033** Collected: 03/08/16 08:00 Received: 03/09/16 13:58 Matrix: Water

Parameters	Results	Units	Report Limit	DF	Prepared	Analyzed	CAS No.	Qual
8260 MSV	Analytical Method: EPA 8260							
Xylene (Total)	ND	ug/L	5.0	1		03/13/16 17:52	1330-20-7	
Surrogates								
Dibromofluoromethane (S)	93	%.	84-118	1		03/13/16 17:52	1868-53-7	
4-Bromofluorobenzene (S)	100	%.	79-116	1		03/13/16 17:52	460-00-4	
Toluene-d8 (S)	100	%.	86-110	1		03/13/16 17:52	2037-26-5	

Sample: PZ-206-SS **Lab ID: 50139618037** Collected: 03/09/16 08:40 Received: 03/11/16 08:50 Matrix: Water

Parameters	Results	Units	Report Limit	DF	Prepared	Analyzed	CAS No.	Qual
Field Data	Analytical Method:							
Field pH	**6.93**	Std. Units		1		03/09/16 08:09		
Field Temperature	**17.7**	deg C		1		03/09/16 08:09		
Field Specific Conductance	**1300**	umhos/cm		1		03/09/16 08:09		
Field Turbidity	**21.60**	NTU		1		03/09/16 08:09		
Total Well Depth	**129.79**	feet		1		03/09/16 08:09		
Elevation Water Level	**432.96**	ft/msl		1		03/09/16 08:09		
Collar Elevation	**460.29**	ft/msl		1		03/09/16 08:09		
Depth to Water	**27.33**	feet		1		03/09/16 08:09		
300.0 IC Anions 28 Days	Analytical Method: EPA 300.0							
Chloride	**116**	mg/L	2.5	10		03/16/16 10:16	16887-00-6	
Fluoride	**1.4**	mg/L	0.10	1		03/16/16 10:01	16984-48-8	
Sulfate	**68.6**	mg/L	2.5	10		03/16/16 10:16	14808-79-8	
6010 MET ICP	Analytical Method: EPA 6010 Preparation Method: EPA 3010							
Barium	**77.1**	ug/L	10.0	1	03/15/16 11:40	03/16/16 09:43	7440-39-3	
Boron	**173**	ug/L	100	1	03/15/16 11:40	03/16/16 09:43	7440-42-8	
Calcium	**117000**	ug/L	500	1	03/15/16 11:40	03/16/16 09:43	7440-70-2	
Cobalt	ND	ug/L	5.0	1	03/15/16 11:40	03/16/16 09:43	7440-48-4	
Iron	**3260**	ug/L	50.0	1	03/15/16 11:40	03/16/16 09:43	7439-89-6	
Magnesium	**83000**	ug/L	500	1	03/15/16 11:40	03/16/16 09:43	7439-95-4	
Manganese	**81.7**	ug/L	5.0	1	03/15/16 11:40	03/16/16 09:43	7439-96-5	
Nickel	ND	ug/L	10.0	1	03/15/16 11:40	03/16/16 09:43	7440-02-0	
Sodium	**20200**	ug/L	1000	1	03/15/16 11:40	03/16/16 09:43	7440-23-5	
Total Hardness by 2340B	**634000**	ug/L	1000	1	03/15/16 11:40	03/16/16 09:43		
Zinc	ND	ug/L	20.0	1	03/15/16 11:40	03/16/16 09:43	7440-66-6	
6020 MET ICPMS	Analytical Method: EPA 6020 Preparation Method: EPA 200.2							
Antimony	ND	ug/L	5.0	1	03/15/16 08:30	03/15/16 23:39	7440-36-0	2d
Arsenic	ND	ug/L	5.0	1	03/15/16 08:30	03/15/16 23:39	7440-38-2	
Beryllium	ND	ug/L	2.0	1	03/15/16 08:30	03/15/16 23:39	7440-41-7	
Cadmium	ND	ug/L	0.20	1	03/15/16 08:30	03/15/16 23:39	7440-43-9	
Chromium	ND	ug/L	5.0	1	03/15/16 08:30	03/15/16 23:39	7440-47-3	
Copper	ND	ug/L	5.0	1	03/15/16 08:30	03/15/16 23:39	7440-50-8	

This report shall not be reproduced, except in full,
without the written consent of Pace Analytical Services, Inc..

Pace Analytical®
www.pacelabs.com

Pace Analytical Services, Inc.
Not NELAP Accredited
4860 Blazer Parkway
Dublin, OH 43017
(614)486-5421

Pace Analytical Services, Inc.
7726 Moller Road
Indianapolis, IN 46268
(317)228-3100

ANALYTICAL RESULTS

Project: Bridgeton Landfill 1Q 2016
Pace Project No.: 50139618

Sample: PZ-206-SS **Lab ID: 50139618037** Collected: 03/09/16 08:40 Received: 03/11/16 08:50 Matrix: Water

Parameters	Results	Units	Report Limit	DF	Prepared	Analyzed	CAS No.	Qual
6020 MET ICPMS	Analytical Method: EPA 6020 Preparation Method: EPA 200.2							
Lead	ND	ug/L	5.0	1	03/15/16 08:30	03/15/16 23:39	7439-92-1	
Selenium	ND	ug/L	5.0	1	03/15/16 08:30	03/15/16 23:39	7782-49-2	
Silver	ND	ug/L	5.0	1	03/15/16 08:30	03/15/16 23:39	7440-22-4	
Thallium	ND	ug/L	2.0	1	03/15/16 08:30	03/15/16 23:39	7440-28-0	
Vanadium	ND	ug/L	10.0	1	03/15/16 08:30	03/15/16 23:39	7440-62-2	
7470 Mercury	Analytical Method: EPA 7470 Preparation Method: EPA 7470							
Mercury	ND	ug/L	0.20	1	03/23/16 11:46	03/23/16 19:33	7439-97-6	
8270 MSSV APP IX waters	Analytical Method: EPA 8270 Preparation Method: EPA 3510							
Acenaphthene	ND	ug/L	10.0	1	03/16/16 01:43	03/17/16 22:15	83-32-9	
Acenaphthylene	ND	ug/L	10.0	1	03/16/16 01:43	03/17/16 22:15	208-96-8	
Acetophenone	ND	ug/L	10.0	1	03/16/16 01:43	03/17/16 22:15	98-86-2	
2-Acetylaminofluorene	ND	ug/L	10.0	1	03/16/16 01:43	03/17/16 22:15	53-96-3	
4-Aminobiphenyl	ND	ug/L	10.0	1	03/16/16 01:43	03/17/16 22:15	92-67-1	
Anthracene	ND	ug/L	10.0	1	03/16/16 01:43	03/17/16 22:15	120-12-7	
Benzo(a)anthracene	ND	ug/L	10.0	1	03/16/16 01:43	03/17/16 22:15	56-55-3	
Benzo(a)pyrene	ND	ug/L	10.0	1	03/16/16 01:43	03/17/16 22:15	50-32-8	
Benzo(b)fluoranthene	ND	ug/L	10.0	1	03/16/16 01:43	03/17/16 22:15	205-99-2	
Benzo(g,h,i)perylene	ND	ug/L	10.0	1	03/16/16 01:43	03/17/16 22:15	191-24-2	
Benzo(k)fluoranthene	ND	ug/L	10.0	1	03/16/16 01:43	03/17/16 22:15	207-08-9	
Benzyl alcohol	ND	ug/L	10.0	1	03/16/16 01:43	03/17/16 22:15	100-51-6	
4-Bromophenylphenyl ether	ND	ug/L	10.0	1	03/16/16 01:43	03/17/16 22:15	101-55-3	
Butylbenzylphthalate	ND	ug/L	10.0	1	03/16/16 01:43	03/17/16 22:15	85-68-7	
4-Chloro-3-methylphenol	ND	ug/L	10.0	1	03/16/16 01:43	03/17/16 22:15	59-50-7	
4-Chloroaniline	ND	ug/L	10.0	1	03/16/16 01:43	03/17/16 22:15	106-47-8	
Chlorobenzilate	ND	ug/L	10.0	1	03/16/16 01:43	03/17/16 22:15	510-15-6	
bis(2-Chloroethoxy)methane	ND	ug/L	10.0	1	03/16/16 01:43	03/17/16 22:15	111-91-1	
bis(2-Chloroethyl) ether	ND	ug/L	10.0	1	03/16/16 01:43	03/17/16 22:15	111-44-4	
bis(2-Chloroisopropyl) ether	ND	ug/L	10.0	1	03/16/16 01:43	03/17/16 22:15	108-60-1	
2-Chloronaphthalene	ND	ug/L	10.0	1	03/16/16 01:43	03/17/16 22:15	91-58-7	
2-Chlorophenol	ND	ug/L	10.0	1	03/16/16 01:43	03/17/16 22:15	95-57-8	
4-Chlorophenylphenyl ether	ND	ug/L	10.0	1	03/16/16 01:43	03/17/16 22:15	7005-72-3	
Chrysene	ND	ug/L	10.0	1	03/16/16 01:43	03/17/16 22:15	218-01-9	
Diallate	ND	ug/L	10.0	1	03/16/16 01:43	03/17/16 22:15	2303-16-4	
Dibenz(a,h)anthracene	ND	ug/L	10.0	1	03/16/16 01:43	03/17/16 22:15	53-70-3	
Dibenzofuran	ND	ug/L	10.0	1	03/16/16 01:43	03/17/16 22:15	132-64-9	
3,3'-Dichlorobenzidine	ND	ug/L	20.0	1	03/16/16 01:43	03/17/16 22:15	91-94-1	
2,4-Dichlorophenol	ND	ug/L	10.0	1	03/16/16 01:43	03/17/16 22:15	120-83-2	
2,6-Dichlorophenol	ND	ug/L	10.0	1	03/16/16 01:43	03/17/16 22:15	87-65-0	
Diethylphthalate	ND	ug/L	10.0	1	03/16/16 01:43	03/17/16 22:15	84-66-2	
Dimethoate	ND	ug/L	10.0	1	03/16/16 01:43	03/17/16 22:15	60-51-5	
P-Dimethylaminoazobenzene	ND	ug/L	10.0	1	03/16/16 01:43	03/17/16 22:15	60-11-7	
7,12-Dimethylbenz(a)anthracene	ND	ug/L	20.0	1	03/16/16 01:43	03/17/16 22:15	57-97-6	
3,3'-Dimethylbenzidine	ND	ug/L	20.0	1	03/16/16 01:43	03/17/16 22:15	119-93-7	
2,4-Dimethylphenol	ND	ug/L	10.0	1	03/16/16 01:43	03/17/16 22:15	105-67-9	

REPORT OF LABORATORY ANALYSIS

This report shall not be reproduced, except in full,
without the written consent of Pace Analytical Services, Inc..

Pace Analytical
www.pacelabs.com

Pace Analytical Services, Inc.
Not NELAP Accredited
4860 Blazer Parkway
Dublin, OH 43017
(614)486-5421

Pace Analytical Services, Inc.
7726 Moller Road
Indianapolis, IN 46268
(317)228-3100

ANALYTICAL RESULTS

Project: Bridgeton Landfill 1Q 2016
Pace Project No.: 50139618

Sample: PZ-206-SS **Lab ID: 50139618037** Collected: 03/09/16 08:40 Received: 03/11/16 08:50 Matrix: Water

Parameters	Results	Units	Report Limit	DF	Prepared	Analyzed	CAS No.	Qual
8270 MSSV APP IX waters	Analytical Method: EPA 8270 Preparation Method: EPA 3510							
Dimethylphthalate	ND	ug/L	10.0	1	03/16/16 01:43	03/17/16 22:15	131-11-3	
Di-n-butylphthalate	ND	ug/L	10.0	1	03/16/16 01:43	03/17/16 22:15	84-74-2	
4,6-Dinitro-2-methylphenol	ND	ug/L	50.0	1	03/16/16 01:43	03/17/16 22:15	534-52-1	
1,3-Dinitrobenzene	ND	ug/L	50.0	1	03/16/16 01:43	03/17/16 22:15	99-65-0	
1,4-Dinitrobenzene	ND	ug/L	10.0	1	03/16/16 01:43	03/17/16 22:15	100-25-4	
2,4-Dinitrophenol	ND	ug/L	50.0	1	03/16/16 01:43	03/17/16 22:15	51-28-5	
2,4-Dinitrotoluene	ND	ug/L	10.0	1	03/16/16 01:43	03/17/16 22:15	121-14-2	
2,6-Dinitrotoluene	ND	ug/L	10.0	1	03/16/16 01:43	03/17/16 22:15	606-20-2	
Di-n-octylphthalate	ND	ug/L	10.0	1	03/16/16 01:43	03/17/16 22:15	117-84-0	
Dinoseb	ND	ug/L	10.0	1	03/16/16 01:43	03/17/16 22:15	88-85-7	
Diphenylamine	ND	ug/L	10.0	1	03/16/16 01:43	03/17/16 22:15	122-39-4	
Disulfoton	ND	ug/L	10.0	1	03/16/16 01:43	03/17/16 22:15	298-04-4	
bis(2-Ethylhexyl)phthalate	ND	ug/L	10.0	1	03/16/16 01:43	03/17/16 22:15	117-81-7	
Ethyl methanesulfonate	ND	ug/L	10.0	1	03/16/16 01:43	03/17/16 22:15	62-50-0	
Famphur	ND	ug/L	200	1	03/16/16 01:43	03/17/16 22:15	52-85-7	
Fluoranthene	ND	ug/L	10.0	1	03/16/16 01:43	03/17/16 22:15	206-44-0	
Fluorene	ND	ug/L	10.0	1	03/16/16 01:43	03/17/16 22:15	86-73-7	
Hexachloro-1,3-butadiene	ND	ug/L	10.0	1	03/16/16 01:43	03/17/16 22:15	87-68-3	
Hexachlorobenzene	ND	ug/L	10.0	1	03/16/16 01:43	03/17/16 22:15	118-74-1	
Hexachlorocyclopentadiene	ND	ug/L	10.0	1	03/16/16 01:43	03/17/16 22:15	77-47-4	
Hexachloroethane	ND	ug/L	10.0	1	03/16/16 01:43	03/17/16 22:15	67-72-1	
Hexachlorophene	ND	ug/L	200	1	03/16/16 01:43	03/17/16 22:15	70-30-4	
Hexachloropropene	ND	ug/L	10.0	1	03/16/16 01:43	03/17/16 22:15	1888-71-7	
Indeno(1,2,3-cd)pyrene	ND	ug/L	10.0	1	03/16/16 01:43	03/17/16 22:15	193-39-5	
Isodrin	ND	ug/L	10.0	1	03/16/16 01:43	03/17/16 22:15	465-73-6	
Isophorone	ND	ug/L	10.0	1	03/16/16 01:43	03/17/16 22:15	78-59-1	
Isosafrole	ND	ug/L	10.0	1	03/16/16 01:43	03/17/16 22:15	120-58-1	
Kepone	ND	ug/L	200	1	03/16/16 01:43	03/17/16 22:15	143-50-0	
Methapyrilene	ND	ug/L	10.0	1	03/16/16 01:43	03/17/16 22:15	91-80-5	
3-Methylcholanthrene	ND	ug/L	10.0	1	03/16/16 01:43	03/17/16 22:15	56-49-5	
Methyl methanesulfonate	ND	ug/L	10.0	1	03/16/16 01:43	03/17/16 22:15	66-27-3	
2-Methylnaphthalene	ND	ug/L	10.0	1	03/16/16 01:43	03/17/16 22:15	91-57-6	
Methyl parathion	ND	ug/L	10.0	1	03/16/16 01:43	03/17/16 22:15	298-00-0	
2-Methylphenol(o-Cresol)	ND	ug/L	10.0	1	03/16/16 01:43	03/17/16 22:15	95-48-7	
3&4-Methylphenol(m&p Cresol)	ND	ug/L	10.0	1	03/16/16 01:43	03/17/16 22:15		
1-Naphthalenamine	ND	ug/L	50.0	1	03/16/16 01:43	03/17/16 22:15	134-32-7	
2-Naphthalenamine	ND	ug/L	10.0	1	03/16/16 01:43	03/17/16 22:15	91-59-8	
Naphthalene	ND	ug/L	10.0	1	03/16/16 01:43	03/17/16 22:15	91-20-3	
1,4-Naphthoquinone	ND	ug/L	50.0	1	03/16/16 01:43	03/17/16 22:15	130-15-4	
2-Nitroaniline	ND	ug/L	50.0	1	03/16/16 01:43	03/17/16 22:15	88-74-4	
3-Nitroaniline	ND	ug/L	50.0	1	03/16/16 01:43	03/17/16 22:15	99-09-2	
4-Nitroaniline	ND	ug/L	50.0	1	03/16/16 01:43	03/17/16 22:15	100-01-6	
Nitrobenzene	ND	ug/L	10.0	1	03/16/16 01:43	03/17/16 22:15	98-95-3	
2-Nitrophenol	ND	ug/L	10.0	1	03/16/16 01:43	03/17/16 22:15	88-75-5	
4-Nitrophenol	ND	ug/L	50.0	1	03/16/16 01:43	03/17/16 22:15	100-02-7	
5-Nitro-o-toluidine	ND	ug/L	10.0	1	03/16/16 01:43	03/17/16 22:15	99-55-8	
N-Nitrosodiethylamine	ND	ug/L	10.0	1	03/16/16 01:43	03/17/16 22:15	55-18-5	

This report shall not be reproduced, except in full,
without the written consent of Pace Analytical Services, Inc..

Pace Analytical®
www.pacelabs.com

Pace Analytical Services, Inc.
Not NELAP Accredited
4860 Blazer Parkway
Dublin, OH 43017
(614)486-5421

Pace Analytical Services, Inc.
7726 Moller Road
Indianapolis, IN 46268
(317)228-3100

ANALYTICAL RESULTS

Project: Bridgeton Landfill 1Q 2016
Pace Project No.: 50139618

Sample: PZ-206-SS Lab ID: 50139618037 Collected: 03/09/16 08:40 Received: 03/11/16 08:50 Matrix: Water

Parameters	Results	Units	Report Limit	DF	Prepared	Analyzed	CAS No.	Qual
8270 MSSV APP IX waters	Analytical Method: EPA 8270 Preparation Method: EPA 3510							
N-Nitrosodimethylamine	ND	ug/L	10.0	1	03/16/16 01:43	03/17/16 22:15	62-75-9	
N-Nitroso-di-n-butylamine	ND	ug/L	10.0	1	03/16/16 01:43	03/17/16 22:15	924-16-3	
N-Nitroso-di-n-propylamine	ND	ug/L	50.0	1	03/16/16 01:43	03/17/16 22:15	621-64-7	
N-Nitrosomethylethylamine	ND	ug/L	10.0	1	03/16/16 01:43	03/17/16 22:15	10595-95-6	
N-Nitrosomorpholine	ND	ug/L	10.0	1	03/16/16 01:43	03/17/16 22:15	59-89-2	
N-Nitrosopiperidine	ND	ug/L	10.0	1	03/16/16 01:43	03/17/16 22:15	100-75-4	
N-Nitrosopyrrolidine	ND	ug/L	10.0	1	03/16/16 01:43	03/17/16 22:15	930-55-2	
O,O,O-Triethylphosphorothioate	ND	ug/L	10.0	1	03/16/16 01:43	03/17/16 22:15	126-68-1	
Parathion (Ethyl parathion)	ND	ug/L	10.0	1	03/16/16 01:43	03/17/16 22:15	56-38-2	
Pentachlorobenzene	ND	ug/L	10.0	1	03/16/16 01:43	03/17/16 22:15	608-93-5	
Pentachloronitrobenzene	ND	ug/L	10.0	1	03/16/16 01:43	03/17/16 22:15	82-68-8	
Pentachlorophenol	ND	ug/L	50.0	1	03/16/16 01:43	03/17/16 22:15	87-86-5	
Phenacetin	ND	ug/L	10.0	1	03/16/16 01:43	03/17/16 22:15	62-44-2	
Phenanthrene	ND	ug/L	10.0	1	03/16/16 01:43	03/17/16 22:15	85-01-8	
Phenol	ND	ug/L	10.0	1	03/16/16 01:43	03/17/16 22:15	108-95-2	
p-Phenylenediamine	ND	ug/L	20.0	1	03/16/16 01:43	03/17/16 22:15	106-50-3	
Phorate	ND	ug/L	10.0	1	03/16/16 01:43	03/17/16 22:15	298-02-2	
Pronamide	ND	ug/L	10.0	1	03/16/16 01:43	03/17/16 22:15	23950-58-5	
Pyrene	ND	ug/L	10.0	1	03/16/16 01:43	03/17/16 22:15	129-00-0	
Safrole	ND	ug/L	10.0	1	03/16/16 01:43	03/17/16 22:15	94-59-7	
1,2,4,5-Tetrachlorobenzene	ND	ug/L	10.0	1	03/16/16 01:43	03/17/16 22:15	95-94-3	
2,3,4,6-Tetrachlorophenol	ND	ug/L	10.0	1	03/16/16 01:43	03/17/16 22:15	58-90-2	
Thionazin	ND	ug/L	10.0	1	03/16/16 01:43	03/17/16 22:15	297-97-2	
O-Toluidine	ND	ug/L	10.0	1	03/16/16 01:43	03/17/16 22:15	95-53-4	
1,2,4-Trichlorobenzene	ND	ug/L	10.0	1	03/16/16 01:43	03/17/16 22:15	120-82-1	
2,4,5-Trichlorophenol	ND	ug/L	10.0	1	03/16/16 01:43	03/17/16 22:15	95-95-4	
2,4,6-Trichlorophenol	ND	ug/L	10.0	1	03/16/16 01:43	03/17/16 22:15	88-06-2	
1,3,5-Trinitrobenzene	ND	ug/L	20.0	1	03/16/16 01:43	03/17/16 22:15	99-35-4	
Surrogates								
Nitrobenzene-d5 (S)	52	%.	38-124	1	03/16/16 01:43	03/17/16 22:15	4165-60-0	
2-Fluorobiphenyl (S)	47	%.	33-114	1	03/16/16 01:43	03/17/16 22:15	321-60-8	
p-Terphenyl-d14 (S)	39	%.	10-113	1	03/16/16 01:43	03/17/16 22:15	1718-51-0	
Phenol-d5 (S)	24	%.	10-58	1	03/16/16 01:43	03/17/16 22:15	4165-62-2	
2-Fluorophenol (S)	34	%.	11-79	1	03/16/16 01:43	03/17/16 22:15	367-12-4	
2,4,6-Tribromophenol (S)	78	%.	29-158	1	03/16/16 01:43	03/17/16 22:15	118-79-6	
8260 MSV	Analytical Method: EPA 8260							
Acetone	ND	ug/L	10.0	1		03/13/16 18:17	67-64-1	
Acetonitrile	ND	ug/L	100	1		03/13/16 18:17	75-05-8	
Acrolein	ND	ug/L	50.0	1		03/13/16 18:17	107-02-8	
Acrylonitrile	ND	ug/L	100	1		03/13/16 18:17	107-13-1	
Allyl chloride	ND	ug/L	5.0	1		03/13/16 18:17	107-05-1	N2
Benzene	ND	ug/L	5.0	1		03/13/16 18:17	71-43-2	
Bromochloromethane	ND	ug/L	5.0	1		03/13/16 18:17	74-97-5	
Bromodichloromethane	ND	ug/L	5.0	1		03/13/16 18:17	75-27-4	
Bromoform	ND	ug/L	5.0	1		03/13/16 18:17	75-25-2	
Bromomethane	ND	ug/L	10.0	1		03/13/16 18:17	74-83-9	

REPORT OF LABORATORY ANALYSIS

This report shall not be reproduced, except in full,
without the written consent of Pace Analytical Services, Inc..

Pace Analytical®
www.pacelabs.com

Pace Analytical Services, Inc.
Not NELAP Accredited
4860 Blazer Parkway
Dublin, OH 43017
(614)486-5421

Pace Analytical Services, Inc.
7726 Moller Road
Indianapolis, IN 46268
(317)228-3100

ANALYTICAL RESULTS

Project: Bridgeton Landfill 1Q 2016
Pace Project No.: 50139618

Sample: PZ-206-SS **Lab ID: 50139618037** Collected: 03/09/16 08:40 Received: 03/11/16 08:50 Matrix: Water

Parameters	Results	Units	Report Limit	DF	Prepared	Analyzed	CAS No.	Qual
8260 MSV	Analytical Method: EPA 8260							
2-Butanone (MEK)	ND	ug/L	10.0	1		03/13/16 18:17	78-93-3	
Carbon disulfide	ND	ug/L	10.0	1		03/13/16 18:17	75-15-0	
Carbon tetrachloride	ND	ug/L	5.0	1		03/13/16 18:17	56-23-5	
Chlorobenzene	ND	ug/L	5.0	1		03/13/16 18:17	108-90-7	
Chloroethane	ND	ug/L	10.0	1		03/13/16 18:17	75-00-3	
Chloroform	ND	ug/L	5.0	1		03/13/16 18:17	67-66-3	
Chloromethane	ND	ug/L	10.0	1		03/13/16 18:17	74-87-3	
Chloroprene	ND	ug/L	100	1		03/13/16 18:17	126-99-8	N2
1,2-Dibromo-3-chloropropane	ND	ug/L	5.0	1		03/13/16 18:17	96-12-8	
Dibromochloromethane	ND	ug/L	5.0	1		03/13/16 18:17	124-48-1	
1,2-Dibromoethane (EDB)	ND	ug/L	5.0	1		03/13/16 18:17	106-93-4	
Dibromomethane	ND	ug/L	10.0	1		03/13/16 18:17	74-95-3	
1,2-Dichlorobenzene	ND	ug/L	5.0	1		03/13/16 18:17	95-50-1	
1,3-Dichlorobenzene	ND	ug/L	5.0	1		03/13/16 18:17	541-73-1	
1,4-Dichlorobenzene	ND	ug/L	5.0	1		03/13/16 18:17	106-46-7	
trans-1,4-Dichloro-2-butene	ND	ug/L	10.0	1		03/13/16 18:17	110-57-6	
Dichlorodifluoromethane	ND	ug/L	5.0	1		03/13/16 18:17	75-71-8	
1,1-Dichloroethane	ND	ug/L	5.0	1		03/13/16 18:17	75-34-3	
1,2-Dichloroethane	ND	ug/L	5.0	1		03/13/16 18:17	107-06-2	
1,1-Dichloroethene	ND	ug/L	5.0	1		03/13/16 18:17	75-35-4	
cis-1,2-Dichloroethene	ND	ug/L	5.0	1		03/13/16 18:17	156-59-2	
trans-1,2-Dichloroethene	ND	ug/L	5.0	1		03/13/16 18:17	156-60-5	
1,2-Dichloropropane	ND	ug/L	5.0	1		03/13/16 18:17	78-87-5	
1,3-Dichloropropane	ND	ug/L	5.0	1		03/13/16 18:17	142-28-9	
2,2-Dichloropropane	ND	ug/L	5.0	1		03/13/16 18:17	594-20-7	
1,1-Dichloropropene	ND	ug/L	5.0	1		03/13/16 18:17	563-58-6	
cis-1,3-Dichloropropene	ND	ug/L	5.0	1		03/13/16 18:17	10061-01-5	
trans-1,3-Dichloropropene	ND	ug/L	5.0	1		03/13/16 18:17	10061-02-6	
Ethylbenzene	ND	ug/L	5.0	1		03/13/16 18:17	100-41-4	
Ethyl methacrylate	ND	ug/L	100	1		03/13/16 18:17	97-63-2	
2-Hexanone	ND	ug/L	10.0	1		03/13/16 18:17	591-78-6	
Iodomethane	ND	ug/L	5.0	1		03/13/16 18:17	74-88-4	
Isobutanol	ND	ug/L	100	1		03/13/16 18:17	78-83-1	N2
Methacrylonitrile	ND	ug/L	100	1		03/13/16 18:17	126-98-7	N2
Methylene Chloride	ND	ug/L	5.0	1		03/13/16 18:17	75-09-2	
Methyl methacrylate	ND	ug/L	100	1		03/13/16 18:17	80-62-6	N2
4-Methyl-2-pentanone (MIBK)	ND	ug/L	10.0	1		03/13/16 18:17	108-10-1	
Propionitrile	ND	ug/L	100	1		03/13/16 18:17	107-12-0	N2
Styrene	ND	ug/L	5.0	1		03/13/16 18:17	100-42-5	
1,1,1,2-Tetrachloroethane	ND	ug/L	5.0	1		03/13/16 18:17	630-20-6	
1,1,2,2-Tetrachloroethane	ND	ug/L	5.0	1		03/13/16 18:17	79-34-5	
Tetrachloroethene	ND	ug/L	5.0	1		03/13/16 18:17	127-18-4	
Toluene	ND	ug/L	5.0	1		03/13/16 18:17	108-88-3	
1,1,1-Trichloroethane	ND	ug/L	5.0	1		03/13/16 18:17	71-55-6	
1,1,2-Trichloroethane	ND	ug/L	5.0	1		03/13/16 18:17	79-00-5	
Trichloroethene	ND	ug/L	5.0	1		03/13/16 18:17	79-01-6	
Trichlorofluoromethane	ND	ug/L	10.0	1		03/13/16 18:17	75-69-4	

REPORT OF LABORATORY ANALYSIS

This report shall not be reproduced, except in full,
without the written consent of Pace Analytical Services, Inc..

Pace Analytical
www.pacelabs.com

Pace Analytical Services, Inc.
Not NELAP Accredited
4860 Blazer Parkway
Dublin, OH 43017
(614)486-5421

Pace Analytical Services, Inc.
7726 Moller Road
Indianapolis, IN 46268
(317)228-3100

ANALYTICAL RESULTS

Project: Bridgeton Landfill 1Q 2016
Pace Project No.: 50139618

Sample: PZ-206-SS Lab ID: 50139618037 Collected: 03/09/16 08:40 Received: 03/11/16 08:50 Matrix: Water

Parameters	Results	Units	Report Limit	DF	Prepared	Analyzed	CAS No.	Qual
8260 MSV	Analytical Method: EPA 8260							
1,2,3-Trichloropropane	ND	ug/L	5.0	1		03/13/16 18:17	96-18-4	
Vinyl acetate	ND	ug/L	10.0	1		03/13/16 18:17	108-05-4	
Vinyl chloride	ND	ug/L	2.0	1		03/13/16 18:17	75-01-4	
Xylene (Total)	ND	ug/L	5.0	1		03/13/16 18:17	1330-20-7	
Surrogates								
Dibromofluoromethane (S)	93	%.	84-118	1		03/13/16 18:17	1868-53-7	
4-Bromofluorobenzene (S)	101	%.	79-116	1		03/13/16 18:17	460-00-4	
Toluene-d8 (S)	101	%.	86-110	1		03/13/16 18:17	2037-26-5	
2540C Total Dissolved Solids	Analytical Method: SM 2540C							
Total Dissolved Solids	**712**	mg/L	10.0	1		03/15/16 07:28		
410.4 COD	Analytical Method: EPA 410.4 Preparation Method: EPA 410.4							
Chemical Oxygen Demand	**45.6**	mg/L	10.0	1	03/18/16 08:34	03/18/16 11:08		
353.2 Nitrogen, NO2/NO3 pres.	Analytical Method: EPA 353.2							
Nitrogen, NO2 plus NO3	ND	mg/L	0.10	1		03/23/16 10:49		
365.1 Total Phosphorus	Analytical Method: EPA 365.1 Preparation Method: EPA 365.1							
Phosphorus	**0.095**	mg/L	0.050	1	03/15/16 14:00	03/16/16 13:26	7723-14-0	
4500 Ammonia Water	Analytical Method: SM 4500-NH3 G							
Nitrogen, Ammonia	**0.21**	mg/L	0.10	1		03/16/16 11:00	7664-41-7	
5310C TOC	Analytical Method: SM 5310C							
Total Organic Carbon	**17.5**	mg/L	1.0	1		03/21/16 21:36	7440-44-0	

Sample: PZ-115-SS Lab ID: 50139618038 Collected: 03/09/16 10:30 Received: 03/11/16 08:50 Matrix: Water

Parameters	Results	Units	Report Limit	DF	Prepared	Analyzed	CAS No.	Qual
Field Data	Analytical Method:							
Field pH	**6.62**	Std. Units		1		03/09/16 10:12		
Field Temperature	**15.6**	deg C		1		03/09/16 10:12		
Field Specific Conductance	**2630**	umhos/cm		1		03/09/16 10:12		
Field Turbidity	**0.20**	NTU		1		03/09/16 10:12		
Total Well Depth	**81.02**	feet		1		03/09/16 10:12		
Elevation Water Level	**439.19**	ft/msl		1		03/09/16 10:12		
Collar Elevation	**452.30**	ft/msl		1		03/09/16 10:12		
Depth to Water	**13.11**	feet		1		03/09/16 10:12		
9056 IC Anions	Analytical Method: EPA 9056							
Chloride	**519**	mg/L	25.0	100		03/16/16 00:01	16887-00-6	
Fluoride	**0.21**	mg/L	0.10	1		03/17/16 03:05	16984-48-8	

This report shall not be reproduced, except in full,
without the written consent of Pace Analytical Services, Inc..

Pace Analytical
www.pacelabs.com

Pace Analytical Services, Inc.
Not NELAP Accredited
4860 Blazer Parkway
Dublin, OH 43017
(614)486-5421

Pace Analytical Services, Inc.
7726 Moller Road
Indianapolis, IN 46268
(317)228-3100

ANALYTICAL RESULTS

Project: Bridgeton Landfill 1Q 2016
Pace Project No.: 50139618

Sample: PZ-115-SS **Lab ID: 50139618038** Collected: 03/09/16 10:30 Received: 03/11/16 08:50 Matrix: Water

Parameters	Results	Units	Report Limit	DF	Prepared	Analyzed	CAS No.	Qual
9056 IC Anions	Analytical Method: EPA 9056							
Sulfate	**4.0**	mg/L	0.25	1		03/17/16 03:05	14808-79-8	
6010 MET ICP	Analytical Method: EPA 6010 Preparation Method: EPA 3010							
Barium	**461**	ug/L	10.0	1	03/15/16 11:40	03/16/16 09:46	7440-39-3	
Boron	**478**	ug/L	100	1	03/15/16 11:40	03/16/16 09:46	7440-42-8	
Calcium	**210000**	ug/L	5000	10	03/15/16 11:40	03/16/16 11:20	7440-70-2	
Cobalt	**30.3**	ug/L	5.0	1	03/15/16 11:40	03/16/16 09:46	7440-48-4	
Iron	**3200**	ug/L	50.0	1	03/15/16 11:40	03/16/16 09:46	7439-89-6	
Magnesium	**101000**	ug/L	500	1	03/15/16 11:40	03/16/16 09:46	7439-95-4	
Manganese	**74.7**	ug/L	5.0	1	03/15/16 11:40	03/16/16 09:46	7439-96-5	
Nickel	**71.5**	ug/L	10.0	1	03/15/16 11:40	03/16/16 09:46	7440-02-0	
Sodium	**160000**	ug/L	1000	1	03/15/16 11:40	03/16/16 09:46	7440-23-5	
Total Hardness by 2340B	**943000**	ug/L	10000	10	03/15/16 11:40	03/16/16 11:20		
Zinc	ND	ug/L	20.0	1	03/15/16 11:40	03/16/16 09:46	7440-66-6	
6020 MET ICPMS	Analytical Method: EPA 6020 Preparation Method: EPA 200.2							
Antimony	ND	ug/L	5.0	1	03/15/16 08:30	03/15/16 23:45	7440-36-0	2d
Arsenic	**6.9**	ug/L	5.0	1	03/15/16 08:30	03/15/16 23:45	7440-38-2	
Beryllium	ND	ug/L	2.0	1	03/15/16 08:30	03/15/16 23:45	7440-41-7	
Cadmium	ND	ug/L	0.20	1	03/15/16 08:30	03/15/16 23:45	7440-43-9	
Chromium	ND	ug/L	5.0	1	03/15/16 08:30	03/15/16 23:45	7440-47-3	
Copper	ND	ug/L	5.0	1	03/15/16 08:30	03/15/16 23:45	7440-50-8	
Lead	ND	ug/L	5.0	1	03/15/16 08:30	03/15/16 23:45	7439-92-1	
Selenium	ND	ug/L	5.0	1	03/15/16 08:30	03/15/16 23:45	7782-49-2	
Silver	ND	ug/L	5.0	1	03/15/16 08:30	03/15/16 23:45	7440-22-4	
Thallium	ND	ug/L	2.0	1	03/15/16 08:30	03/15/16 23:45	7440-28-0	
Vanadium	ND	ug/L	10.0	1	03/15/16 08:30	03/15/16 23:45	7440-62-2	
7470 Mercury	Analytical Method: EPA 7470 Preparation Method: EPA 7470							
Mercury	ND	ug/L	0.20	1	03/23/16 11:46	03/23/16 19:35	7439-97-6	
8260 MSV	Analytical Method: EPA 8260							
Acetone	ND	ug/L	10.0	1		03/13/16 18:43	67-64-1	
Acrylonitrile	ND	ug/L	100	1		03/13/16 18:43	107-13-1	
Benzene	ND	ug/L	5.0	1		03/13/16 18:43	71-43-2	
Bromochloromethane	ND	ug/L	5.0	1		03/13/16 18:43	74-97-5	
Bromodichloromethane	ND	ug/L	5.0	1		03/13/16 18:43	75-27-4	
Bromoform	ND	ug/L	5.0	1		03/13/16 18:43	75-25-2	
Bromomethane	ND	ug/L	10.0	1		03/13/16 18:43	74-83-9	
2-Butanone (MEK)	ND	ug/L	10.0	1		03/13/16 18:43	78-93-3	
Carbon disulfide	ND	ug/L	10.0	1		03/13/16 18:43	75-15-0	
Carbon tetrachloride	ND	ug/L	5.0	1		03/13/16 18:43	56-23-5	
Chlorobenzene	ND	ug/L	5.0	1		03/13/16 18:43	108-90-7	
Chloroethane	ND	ug/L	10.0	1		03/13/16 18:43	75-00-3	
Chloroform	ND	ug/L	5.0	1		03/13/16 18:43	67-66-3	
Chloromethane	ND	ug/L	10.0	1		03/13/16 18:43	74-87-3	

REPORT OF LABORATORY ANALYSIS

This report shall not be reproduced, except in full,
without the written consent of Pace Analytical Services, Inc..

Pace Analytical
www.pacelabs.com

Pace Analytical Services, Inc.
Not NELAP Accredited
4860 Blazer Parkway
Dublin, OH 43017
(614)486-5421

Pace Analytical Services, Inc.
7726 Moller Road
Indianapolis, IN 46268
(317)228-3100

ANALYTICAL RESULTS

Project: Bridgeton Landfill 1Q 2016
Pace Project No.: 50139618

Sample: PZ-115-SS **Lab ID: 50139618038** Collected: 03/09/16 10:30 Received: 03/11/16 08:50 Matrix: Water

Parameters	Results	Units	Report Limit	DF	Prepared	Analyzed	CAS No.	Qual
8260 MSV	Analytical Method: EPA 8260							
1,2-Dibromo-3-chloropropane	ND	ug/L	5.0	1		03/13/16 18:43	96-12-8	
Dibromochloromethane	ND	ug/L	5.0	1		03/13/16 18:43	124-48-1	
1,2-Dibromoethane (EDB)	ND	ug/L	5.0	1		03/13/16 18:43	106-93-4	
Dibromomethane	ND	ug/L	10.0	1		03/13/16 18:43	74-95-3	
1,2-Dichlorobenzene	ND	ug/L	5.0	1		03/13/16 18:43	95-50-1	
1,4-Dichlorobenzene	ND	ug/L	5.0	1		03/13/16 18:43	106-46-7	
trans-1,4-Dichloro-2-butene	ND	ug/L	10.0	1		03/13/16 18:43	110-57-6	
1,1-Dichloroethane	ND	ug/L	5.0	1		03/13/16 18:43	75-34-3	
1,2-Dichloroethane	ND	ug/L	5.0	1		03/13/16 18:43	107-06-2	
1,1-Dichloroethene	ND	ug/L	5.0	1		03/13/16 18:43	75-35-4	
cis-1,2-Dichloroethene	ND	ug/L	5.0	1		03/13/16 18:43	156-59-2	
trans-1,2-Dichloroethene	ND	ug/L	5.0	1		03/13/16 18:43	156-60-5	
1,2-Dichloropropane	ND	ug/L	5.0	1		03/13/16 18:43	78-87-5	
cis-1,3-Dichloropropene	ND	ug/L	5.0	1		03/13/16 18:43	10061-01-5	
trans-1,3-Dichloropropene	ND	ug/L	5.0	1		03/13/16 18:43	10061-02-6	
Ethylbenzene	ND	ug/L	5.0	1		03/13/16 18:43	100-41-4	
2-Hexanone	ND	ug/L	10.0	1		03/13/16 18:43	591-78-6	
Iodomethane	ND	ug/L	5.0	1		03/13/16 18:43	74-88-4	
Methylene Chloride	ND	ug/L	5.0	1		03/13/16 18:43	75-09-2	
4-Methyl-2-pentanone (MIBK)	ND	ug/L	10.0	1		03/13/16 18:43	108-10-1	
Styrene	ND	ug/L	5.0	1		03/13/16 18:43	100-42-5	
1,1,1,2-Tetrachloroethane	ND	ug/L	5.0	1		03/13/16 18:43	630-20-6	
1,1,2,2-Tetrachloroethane	ND	ug/L	5.0	1		03/13/16 18:43	79-34-5	
Tetrachloroethene	ND	ug/L	5.0	1		03/13/16 18:43	127-18-4	
Toluene	ND	ug/L	5.0	1		03/13/16 18:43	108-88-3	
1,1,1-Trichloroethane	ND	ug/L	5.0	1		03/13/16 18:43	71-55-6	
1,1,2-Trichloroethane	ND	ug/L	5.0	1		03/13/16 18:43	79-00-5	
Trichloroethene	ND	ug/L	5.0	1		03/13/16 18:43	79-01-6	
Trichlorofluoromethane	ND	ug/L	10.0	1		03/13/16 18:43	75-69-4	
1,2,3-Trichloropropane	ND	ug/L	5.0	1		03/13/16 18:43	96-18-4	
Vinyl acetate	ND	ug/L	10.0	1		03/13/16 18:43	108-05-4	
Vinyl chloride	ND	ug/L	2.0	1		03/13/16 18:43	75-01-4	
Xylene (Total)	ND	ug/L	5.0	1		03/13/16 18:43	1330-20-7	
Surrogates								
Dibromofluoromethane (S)	94	%.	84-118	1		03/13/16 18:43	1868-53-7	
4-Bromofluorobenzene (S)	99	%.	79-116	1		03/13/16 18:43	460-00-4	
Toluene-d8 (S)	101	%.	86-110	1		03/13/16 18:43	2037-26-5	
2540C Total Dissolved Solids	Analytical Method: SM 2540C							
Total Dissolved Solids	**1410**	mg/L	10.0	1		03/15/16 07:28		
410.4 COD	Analytical Method: EPA 410.4 Preparation Method: EPA 410.4							
Chemical Oxygen Demand	**32.5**	mg/L	10.0	1	03/18/16 08:34	03/18/16 11:08		
353.2 Nitrogen, NO2/NO3 pres.	Analytical Method: EPA 353.2							
Nitrogen, NO2 plus NO3	ND	mg/L	0.10	1		03/23/16 10:50		

REPORT OF LABORATORY ANALYSIS

This report shall not be reproduced, except in full,
without the written consent of Pace Analytical Services, Inc..

Pace Analytical Services, Inc.
Not NELAP Accredited
4860 Blazer Parkway
Dublin, OH 43017
(614)486-5421

Pace Analytical Services, Inc.
7726 Moller Road
Indianapolis, IN 46256
(317)228-3100

ANALYTICAL RESULTS

Project: Bridgeton Landfill 1Q 2016
Pace Project No.: 50139618

Sample: PZ-115-SS **Lab ID: 50139618038** Collected: 03/09/16 10:30 Received: 03/11/16 08:50 Matrix: Water

Parameters	Results	Units	Report Limit	DF	Prepared	Analyzed	CAS No.	Qual
365.1 Total Phosphorus	Analytical Method: EPA 365.1 Preparation Method: EPA 365.1							
Phosphorus	**0.24**	mg/L	0.050	1	03/18/16 10:00	03/21/16 13:15	7723-14-0	
4500 Ammonia Water	Analytical Method: SM 4500-NH3 G							
Nitrogen, Ammonia	**0.93**	mg/L	0.10	1		03/16/16 11:01	7664-41-7	
5310C TOC	Analytical Method: SM 5310C							
Total Organic Carbon	**12.5**	mg/L	4.0	4		03/22/16 14:42	7440-44-0	

Sample: PZ-114-AS **Lab ID: 50139618039** Collected: 03/09/16 11:00 Received: 03/11/16 08:50 Matrix: Water

Parameters	Results	Units	Report Limit	DF	Prepared	Analyzed	CAS No.	Qual
Field Data	Analytical Method:							
Field pH	**6.64**	Std. Units		1		03/09/16 10:45		
Field Temperature	**16.5**	deg C		1		03/09/16 10:45		
Field Specific Conductance	**2370**	umhos/cm		1		03/09/16 10:45		
Field Turbidity	**12.83**	NTU		1		03/09/16 10:45		
Total Well Depth	**26.10**	feet		1		03/09/16 10:45		
Elevation Water Level	**434.28**	ft/msl		1		03/09/16 10:45		
Collar Elevation	**451.31**	ft/msl		1		03/09/16 10:45		
Depth to Water	**17.03**	feet		1		03/09/16 10:45		
9056 IC Anions	Analytical Method: EPA 9056							
Chloride	**439**	mg/L	25.0	100		03/16/16 01:41	16887-00-6	
Fluoride	ND	mg/L	0.10	1		03/16/16 01:12	16984-48-8	
Sulfate	ND	mg/L	0.25	1		03/16/16 01:12	14808-79-8	
6010 MET ICP	Analytical Method: EPA 6010 Preparation Method: EPA 3010							
Barium	**837**	ug/L	10.0	1	03/15/16 11:40	03/16/16 09:48	7440-39-3	
Boron	**343**	ug/L	100	1	03/15/16 11:40	03/16/16 09:48	7440-42-8	
Calcium	**188000**	ug/L	500	1	03/15/16 11:40	03/16/16 09:48	7440-70-2	
Cobalt	ND	ug/L	5.0	1	03/15/16 11:40	03/16/16 09:48	7440-48-4	
Iron	**72400**	ug/L	50.0	1	03/15/16 11:40	03/16/16 09:48	7439-89-6	
Magnesium	**45900**	ug/L	500	1	03/15/16 11:40	03/16/16 09:48	7439-95-4	
Manganese	**2570**	ug/L	5.0	1	03/15/16 11:40	03/16/16 09:48	7439-96-5	
Nickel	ND	ug/L	10.0	1	03/15/16 11:40	03/16/16 09:48	7440-02-0	
Sodium	**177000**	ug/L	1000	1	03/15/16 11:40	03/16/16 09:48	7440-23-5	
Total Hardness by 2340B	**657000**	ug/L	1000	1	03/15/16 11:40	03/16/16 09:48		
Zinc	ND	ug/L	20.0	1	03/15/16 11:40	03/16/16 09:48	7440-66-6	
6020 MET ICPMS	Analytical Method: EPA 6020 Preparation Method: EPA 200.2							
Antimony	ND	ug/L	5.0	1	03/15/16 08:30	03/15/16 23:50	7440-36-0	2d
Arsenic	**105**	ug/L	5.0	1	03/15/16 08:30	03/15/16 23:50	7440-38-2	
Beryllium	ND	ug/L	2.0	1	03/15/16 08:30	03/15/16 23:50	7440-41-7	
Cadmium	ND	ug/L	0.20	1	03/15/16 08:30	03/15/16 23:50	7440-43-9	

REPORT OF LABORATORY ANALYSIS

This report shall not be reproduced, except in full,
without the written consent of Pace Analytical Services, Inc..

Pace Analytical®
www.pacelabs.com

Pace Analytical Services, Inc.
Not NELAP Accredited
4860 Blazer Parkway
Dublin, OH 43017
(614)486-5421

Pace Analytical Services, Inc.
7726 Moller Road
Indianapolis, IN 46268
(317)228-3100

ANALYTICAL RESULTS

Project: Bridgeton Landfill 1Q 2016
Pace Project No.: 50139618

Sample: PZ-114-AS Lab ID: 50139618039 Collected: 03/09/16 11:00 Received: 03/11/16 08:50 Matrix: Water

Parameters	Results	Units	Report Limit	DF	Prepared	Analyzed	CAS No.	Qual
6020 MET ICPMS	Analytical Method: EPA 6020 Preparation Method: EPA 200.2							
Chromium	ND	ug/L	5.0	1	03/15/16 08:30	03/15/16 23:50	7440-47-3	
Copper	ND	ug/L	5.0	1	03/15/16 08:30	03/15/16 23:50	7440-50-8	
Lead	ND	ug/L	5.0	1	03/15/16 08:30	03/15/16 23:50	7439-92-1	
Selenium	ND	ug/L	5.0	1	03/15/16 08:30	03/15/16 23:50	7782-49-2	
Silver	ND	ug/L	5.0	1	03/15/16 08:30	03/15/16 23:50	7440-22-4	
Thallium	ND	ug/L	2.0	1	03/15/16 08:30	03/15/16 23:50	7440-28-0	
Vanadium	ND	ug/L	10.0	1	03/15/16 08:30	03/15/16 23:50	7440-62-2	
7470 Mercury	Analytical Method: EPA 7470 Preparation Method: EPA 7470							
Mercury	ND	ug/L	0.20	1	03/23/16 11:46	03/23/16 19:37	7439-97-6	
8260 MSV	Analytical Method: EPA 8260							
Acetone	ND	ug/L	10.0	1		03/13/16 19:08	67-64-1	
Acrylonitrile	ND	ug/L	100	1		03/13/16 19:08	107-13-1	
Benzene	6.2	ug/L	5.0	1		03/13/16 19:08	71-43-2	
Bromochloromethane	ND	ug/L	5.0	1		03/13/16 19:08	74-97-5	
Bromodichloromethane	ND	ug/L	5.0	1		03/13/16 19:08	75-27-4	
Bromoform	ND	ug/L	5.0	1		03/13/16 19:08	75-25-2	
Bromomethane	ND	ug/L	10.0	1		03/13/16 19:08	74-83-9	
2-Butanone (MEK)	ND	ug/L	10.0	1		03/13/16 19:08	78-93-3	
Carbon disulfide	ND	ug/L	10.0	1		03/13/16 19:08	75-15-0	
Carbon tetrachloride	ND	ug/L	5.0	1		03/13/16 19:08	56-23-5	
Chlorobenzene	58.8	ug/L	5.0	1		03/13/16 19:08	108-90-7	
Chloroethane	ND	ug/L	10.0	1		03/13/16 19:08	75-00-3	
Chloroform	ND	ug/L	5.0	1		03/13/16 19:08	67-66-3	
Chloromethane	ND	ug/L	10.0	1		03/13/16 19:08	74-87-3	
1,2-Dibromo-3-chloropropane	ND	ug/L	5.0	1		03/13/16 19:08	96-12-8	
Dibromochloromethane	ND	ug/L	5.0	1		03/13/16 19:08	124-48-1	
1,2-Dibromoethane (EDB)	ND	ug/L	5.0	1		03/13/16 19:08	106-93-4	
Dibromomethane	ND	ug/L	10.0	1		03/13/16 19:08	74-95-3	
1,2-Dichlorobenzene	ND	ug/L	5.0	1		03/13/16 19:08	95-50-1	
1,4-Dichlorobenzene	8.5	ug/L	5.0	1		03/13/16 19:08	106-46-7	
trans-1,4-Dichloro-2-butene	ND	ug/L	10.0	1		03/13/16 19:08	110-57-6	
1,1-Dichloroethane	ND	ug/L	5.0	1		03/13/16 19:08	75-34-3	
1,2-Dichloroethane	ND	ug/L	5.0	1		03/13/16 19:08	107-06-2	
1,1-Dichloroethene	ND	ug/L	5.0	1		03/13/16 19:08	75-35-4	
cis-1,2-Dichloroethene	ND	ug/L	5.0	1		03/13/16 19:08	156-59-2	
trans-1,2-Dichloroethene	ND	ug/L	5.0	1		03/13/16 19:08	156-60-5	
1,2-Dichloropropane	ND	ug/L	5.0	1		03/13/16 19:08	78-87-5	
cis-1,3-Dichloropropene	ND	ug/L	5.0	1		03/13/16 19:08	10061-01-5	
trans-1,3-Dichloropropene	ND	ug/L	5.0	1		03/13/16 19:08	10061-02-6	
Ethylbenzene	ND	ug/L	5.0	1		03/13/16 19:08	100-41-4	
2-Hexanone	ND	ug/L	10.0	1		03/13/16 19:08	591-78-6	
Iodomethane	ND	ug/L	5.0	1		03/13/16 19:08	74-88-4	
Methylene Chloride	ND	ug/L	5.0	1		03/13/16 19:08	75-09-2	
4-Methyl-2-pentanone (MIBK)	ND	ug/L	10.0	1		03/13/16 19:08	108-10-1	

REPORT OF LABORATORY ANALYSIS

This report shall not be reproduced, except in full,
without the written consent of Pace Analytical Services, Inc..

Pace Analytical
www.pacelabs.com

Pace Analytical Services, Inc.
Not NELAP Accredited
4860 Blazer Parkway
Dublin, OH 43017
(614)486-5421

Pace Analytical Services, Inc.
7726 Moller Road
Indianapolis, IN 46268
(317)228-3100

ANALYTICAL RESULTS

Project: Bridgeton Landfill 1Q 2016
Pace Project No.: 50139618

Sample: PZ-114-AS **Lab ID: 50139618039** Collected: 03/09/16 11:00 Received: 03/11/16 08:50 Matrix: Water

Parameters	Results	Units	Report Limit	DF	Prepared	Analyzed	CAS No.	Qual
8260 MSV	Analytical Method: EPA 8260							
Styrene	ND	ug/L	5.0	1		03/13/16 19:08	100-42-5	
1,1,1,2-Tetrachloroethane	ND	ug/L	5.0	1		03/13/16 19:08	630-20-6	
1,1,2,2-Tetrachloroethane	ND	ug/L	5.0	1		03/13/16 19:08	79-34-5	
Tetrachloroethene	ND	ug/L	5.0	1		03/13/16 19:08	127-18-4	
Toluene	ND	ug/L	5.0	1		03/13/16 19:08	108-88-3	
1,1,1-Trichloroethane	ND	ug/L	5.0	1		03/13/16 19:08	71-55-6	
1,1,2-Trichloroethane	ND	ug/L	5.0	1		03/13/16 19:08	79-00-5	
Trichloroethene	ND	ug/L	5.0	1		03/13/16 19:08	79-01-6	
Trichlorofluoromethane	ND	ug/L	10.0	1		03/13/16 19:08	75-69-4	
1,2,3-Trichloropropane	ND	ug/L	5.0	1		03/13/16 19:08	96-18-4	
Vinyl acetate	ND	ug/L	10.0	1		03/13/16 19:08	108-05-4	
Vinyl chloride	ND	ug/L	2.0	1		03/13/16 19:08	75-01-4	
Xylene (Total)	ND	ug/L	5.0	1		03/13/16 19:08	1330-20-7	
Surrogates								
Dibromofluoromethane (S)	93	%.	84-118	1		03/13/16 19:08	1868-53-7	
4-Bromofluorobenzene (S)	99	%.	79-116	1		03/13/16 19:08	460-00-4	
Toluene-d8 (S)	100	%.	86-110	1		03/13/16 19:08	2037-26-5	
2540C Total Dissolved Solids	Analytical Method: SM 2540C							
Total Dissolved Solids	**1240**	mg/L	10.0	1		03/15/16 07:28		
410.4 COD	Analytical Method: EPA 410.4 Preparation Method: EPA 410.4							
Chemical Oxygen Demand	**35.1**	mg/L	10.0	1	03/18/16 08:34	03/18/16 11:08		
353.2 Nitrogen, NO2/NO3 pres.	Analytical Method: EPA 353.2							
Nitrogen, NO2 plus NO3	ND	mg/L	0.10	1		03/23/16 10:51		
365.1 Total Phosphorus	Analytical Method: EPA 365.1 Preparation Method: EPA 365.1							
Phosphorus	**1.7**	mg/L	0.25	5	03/18/16 10:00	03/21/16 13:57	7723-14-0	
4500 Ammonia Water	Analytical Method: SM 4500-NH3 G							
Nitrogen, Ammonia	**3.8**	mg/L	0.10	1		03/16/16 11:02	7664-41-7	
5310C TOC	Analytical Method: SM 5310C							
Total Organic Carbon	**12.5**	mg/L	10.0	10		03/21/16 22:24	7440-44-0	

Sample: PZ-209-SD **Lab ID: 50139618040** Collected: 03/09/16 12:30 Received: 03/11/16 08:50 Matrix: Water

Parameters	Results	Units	Report Limit	DF	Prepared	Analyzed	CAS No.	Qual
Field Data	Analytical Method:							
Field pH	**7.28**	Std. Units		1		03/09/16 12:12		
Field Temperature	**14.5**	deg C		1		03/09/16 12:12		
Field Specific Conductance	**833**	umhos/cm		1		03/09/16 12:12		
Field Turbidity	**0.00**	NTU		1		03/09/16 12:12		

REPORT OF LABORATORY ANALYSIS

This report shall not be reproduced, except in full,
without the written consent of Pace Analytical Services, Inc..

Pace Analytical®
www.pacelabs.com

Pace Analytical Services, Inc.
Not NELAP Accredited
4860 Blazer Parkway
Dublin, OH 43017
(614)486-5421

Pace Analytical Services, Inc.
7726 Moller Road
Indianapolis, IN 46268
(317)228-3100

ANALYTICAL RESULTS

Project: Bridgeton Landfill 1Q 2016
Pace Project No.: 50139618

Sample: PZ-209-SD Lab ID: 50139618040 Collected: 03/09/16 12:30 Received: 03/11/16 08:50 Matrix: Water

Parameters	Results	Units	Report Limit	DF	Prepared	Analyzed	CAS No.	Qual
Field Data	Analytical Method:							
Total Well Depth	101.44	feet		1		03/09/16 12:12		
Elevation Water Level	466.04	ft/msl		1		03/09/16 12:12		
Collar Elevation	489.58	ft/msl		1		03/09/16 12:12		
Depth to Water	23.54	feet		1		03/09/16 12:12		
8260 MSV	Analytical Method: EPA 8260							
n-Butyl chloride	ND	ug/L	5.0	1		03/13/16 19:34	109-69-3	
Surrogates								
Dibromofluoromethane (S)	94	%.	84-118	1		03/13/16 19:34	1868-53-7	
4-Bromofluorobenzene (S)	99	%.	79-116	1		03/13/16 19:34	460-00-4	
Toluene-d8 (S)	100	%.	86-110	1		03/13/16 19:34	2037-26-5	

Sample: PZ-209-SS Lab ID: 50139618041 Collected: 03/09/16 13:00 Received: 03/11/16 08:50 Matrix: Water

Parameters	Results	Units	Report Limit	DF	Prepared	Analyzed	CAS No.	Qual
Field Data	Analytical Method:							
Field pH	7.23	Std. Units		1		03/09/16 12:36		
Field Temperature	14.7	deg C		1		03/09/16 12:36		
Field Specific Conductance	718	umhos/cm		1		03/09/16 12:36		
Field Turbidity	2.99	NTU		1		03/09/16 12:36		
Total Well Depth	99.89	feet		1		03/09/16 12:36		
Elevation Water Level	467.97	ft/msl		1		03/09/16 12:36		
Collar Elevation	489.68	ft/msl		1		03/09/16 12:36		
Depth to Water	21.71	feet		1		03/09/16 12:36		
8260 MSV	Analytical Method: EPA 8260							
n-Butyl chloride	ND	ug/L	5.0	1		03/13/16 20:00	109-69-3	
Surrogates								
Dibromofluoromethane (S)	94	%.	84-118	1		03/13/16 20:00	1868-53-7	
4-Bromofluorobenzene (S)	100	%.	79-116	1		03/13/16 20:00	460-00-4	
Toluene-d8 (S)	100	%.	86-110	1		03/13/16 20:00	2037-26-5	

Sample: PZ-211-SD Lab ID: 50139618042 Collected: 03/09/16 13:38 Received: 03/11/16 08:50 Matrix: Water

Parameters	Results	Units	Report Limit	DF	Prepared	Analyzed	CAS No.	Qual
Field Data	Analytical Method:							
Field pH	7.36	Std. Units		1		03/09/16 13:14		
Field Temperature	14.9	deg C		1		03/09/16 13:14		
Field Specific Conductance	966	umhos/cm		1		03/09/16 13:14		
Field Turbidity	147.4	NTU		1		03/09/16 13:14		
Total Well Depth	99.30	feet		1		03/09/16 13:14		
Elevation Water Level	465.27	ft/msl		1		03/09/16 13:14		

This report shall not be reproduced, except in full,
without the written consent of Pace Analytical Services, Inc..

Pace Analytical
www.pacelabs.com

Pace Analytical Services, Inc.
Not NELAP Accredited
4860 Blazer Parkway
Dublin, OH 43017
(614)486-5421

Pace Analytical Services, Inc.
7726 Moller Road
Indianapolis, IN 46268
(317)228-3100

ANALYTICAL RESULTS

Project: Bridgeton Landfill 1Q 2016
Pace Project No.: 50139618

Sample: PZ-211-SD **Lab ID: 50139618042** Collected: 03/09/16 13:38 Received: 03/11/16 08:50 Matrix: Water

Parameters	Results	Units	Report Limit	DF	Prepared	Analyzed	CAS No.	Qual
Field Data	Analytical Method:							
Collar Elevation	**487.46**	ft/msl		1		03/09/16 13:14		
Depth to Water	**22.19**	feet		1		03/09/16 13:14		
8260 MSV	Analytical Method: EPA 8260							
n-Butyl chloride	ND	ug/L	5.0	1		03/13/16 20:25	109-69-3	
Surrogates								
Dibromofluoromethane (S)	96	%.	84-118	1		03/13/16 20:25	1868-53-7	
4-Bromofluorobenzene (S)	98	%.	79-116	1		03/13/16 20:25	460-00-4	
Toluene-d8 (S)	101	%.	86-110	1		03/13/16 20:25	2037-26-5	

Sample: PZ-211-SS **Lab ID: 50139618043** Collected: 03/09/16 14:12 Received: 03/11/16 08:50 Matrix: Water

Parameters	Results	Units	Report Limit	DF	Prepared	Analyzed	CAS No.	Qual
Field Data	Analytical Method:							
Field pH	**7.19**	Std. Units		1		03/09/16 13:43		
Field Temperature	**15.1**	deg C		1		03/09/16 13:43		
Field Specific Conductance	**705**	umhos/cm		1		03/09/16 13:43		
Field Turbidity	**6.95**	NTU		1		03/09/16 13:43		
Total Well Depth	**98.09**	feet		1		03/09/16 13:43		
Elevation Water Level	**467.30**	ft/msl		1		03/09/16 13:43		
Collar Elevation	**487.41**	ft/msl		1		03/09/16 13:43		
Depth to Water	**20.11**	feet		1		03/09/16 13:43		
8260 MSV	Analytical Method: EPA 8260							
n-Butyl chloride	ND	ug/L	5.0	1		03/13/16 20:51	109-69-3	
Surrogates								
Dibromofluoromethane (S)	96	%.	84-118	1		03/13/16 20:51	1868-53-7	
4-Bromofluorobenzene (S)	99	%.	79-116	1		03/13/16 20:51	460-00-4	
Toluene-d8 (S)	101	%.	86-110	1		03/13/16 20:51	2037-26-5	

Sample: PZ-104-KS **Lab ID: 50139618044** Collected: 03/09/16 14:43 Received: 03/11/16 08:50 Matrix: Water

Parameters	Results	Units	Report Limit	DF	Prepared	Analyzed	CAS No.	Qual
Field Data	Analytical Method:							
Field pH	**7.17**	Std. Units		1		03/09/16 14:23		
Field Temperature	**24.6**	deg C		1		03/09/16 14:23		
Field Specific Conductance	**806**	umhos/cm		1		03/09/16 14:23		
Field Turbidity	**0.18**	NTU		1		03/09/16 14:23		
Total Well Depth	**93.25**	feet		1		03/09/16 14:23		
Elevation Water Level	**467.35**	ft/msl		1		03/09/16 14:23		
Collar Elevation	**483.95**	ft/msl		1		03/09/16 14:23		
Depth to Water	**16.60**	feet		1		03/09/16 14:23		

REPORT OF LABORATORY ANALYSIS

This report shall not be reproduced, except in full,
without the written consent of Pace Analytical Services, Inc..

Pace Analytical®
www.pacelabs.com

Pace Analytical Services, Inc.
Not NELAP Accredited
4860 Blazer Parkway
Dublin, OH 43017
(614)486-5421

Pace Analytical Services, Inc.
7726 Moller Road
Indianapolis, IN 46268
(317)228-3100

ANALYTICAL RESULTS

Project: Bridgeton Landfill 1Q 2016
Pace Project No.: 50139618

Sample: PZ-104-KS Lab ID: 50139618044 Collected: 03/09/16 14:43 Received: 03/11/16 08:50 Matrix: Water

Parameters	Results	Units	Report Limit	DF	Prepared	Analyzed	CAS No.	Qual
8260 MSV	Analytical Method: EPA 8260							
n-Butyl chloride	ND	ug/L	5.0	1		03/13/16 21:16	109-69-3	
Surrogates								
Dibromofluoromethane (S)	94	%.	84-118	1		03/13/16 21:16	1868-53-7	
4-Bromofluorobenzene (S)	99	%.	79-116	1		03/13/16 21:16	460-00-4	
Toluene-d8 (S)	98	%.	86-110	1		03/13/16 21:16	2037-26-5	

Sample: PZ-210-SD Lab ID: 50139618045 Collected: 03/09/16 15:23 Received: 03/11/16 08:50 Matrix: Water

Parameters	Results	Units	Report Limit	DF	Prepared	Analyzed	CAS No.	Qual
Field Data	Analytical Method:							
Field pH	**7.12**	Std. Units		1		03/09/16 15:02		
Field Temperature	**15.7**	deg C		1		03/09/16 15:02		
Field Specific Conductance	**993**	umhos/cm		1		03/09/16 15:02		
Field Turbidity	**0.02**	NTU		1		03/09/16 15:02		
Total Well Depth	**101.51**	feet		1		03/09/16 15:02		
Elevation Water Level	**460.39**	ft/msl		1		03/09/16 15:02		
Collar Elevation	**487.01**	ft/msl		1		03/09/16 15:02		
Depth to Water	**26.62**	feet		1		03/09/16 15:02		
8260 MSV	Analytical Method: EPA 8260							
n-Butyl chloride	ND	ug/L	5.0	1		03/13/16 21:42	109-69-3	
Surrogates								
Dibromofluoromethane (S)	95	%.	84-118	1		03/13/16 21:42	1868-53-7	
4-Bromofluorobenzene (S)	98	%.	79-116	1		03/13/16 21:42	460-00-4	
Toluene-d8 (S)	101	%.	86-110	1		03/13/16 21:42	2037-26-5	

Sample: PZ-210-SS Lab ID: 50139618046 Collected: 03/09/16 15:54 Received: 03/11/16 08:50 Matrix: Water

Parameters	Results	Units	Report Limit	DF	Prepared	Analyzed	CAS No.	Qual
Field Data	Analytical Method:							
Field pH	**7.14**	Std. Units		1		03/09/16 15:30		
Field Temperature	**15.6**	deg C		1		03/09/16 15:30		
Field Specific Conductance	**796**	umhos/cm		1		03/09/16 15:30		
Field Turbidity	**0.58**	NTU		1		03/09/16 15:30		
Total Well Depth	**102.45**	feet		1		03/09/16 15:30		
Elevation Water Level	**461.12**	ft/msl		1		03/09/16 15:30		
Collar Elevation	**486.90**	ft/msl		1		03/09/16 15:30		
Depth to Water	**25.78**	feet		1		03/09/16 15:30		
8260 MSV	Analytical Method: EPA 8260							
n-Butyl chloride	ND	ug/L	5.0	1		03/13/16 22:07	109-69-3	

This report shall not be reproduced, except in full,
without the written consent of Pace Analytical Services, Inc..

Pace Analytical
www.pacelabs.com

Pace Analytical Services, Inc.
Not NELAP Accredited
4860 Blazer Parkway
Dublin, OH 43017
(614)486-5421

Pace Analytical Services, Inc.
7726 Moller Road
Indianapolis, IN 46268
(317)228-3100

ANALYTICAL RESULTS

Project: Bridgeton Landfill 1Q 2016
Pace Project No.: 50139618

Sample: PZ-210-SS **Lab ID: 50139618046** Collected: 03/09/16 15:54 Received: 03/11/16 08:50 Matrix: Water

Parameters	Results	Units	Report Limit	DF	Prepared	Analyzed	CAS No.	Qual
8260 MSV	Analytical Method: EPA 8260							
Surrogates								
Dibromofluoromethane (S)	95	%.	84-118	1		03/13/16 22:07	1868-53-7	
4-Bromofluorobenzene (S)	97	%.	79-116	1		03/13/16 22:07	460-00-4	
Toluene-d8 (S)	98	%.	86-110	1		03/13/16 22:07	2037-26-5	

Sample: PZ-111-SD **Lab ID: 50139618047** Collected: 03/09/16 16:44 Received: 03/11/16 08:50 Matrix: Water

Parameters	Results	Units	Report Limit	DF	Prepared	Analyzed	CAS No.	Qual
Field Data	Analytical Method:							
Field pH	**7.10**	Std. Units		1		03/09/16 16:15		
Field Temperature	**16.6**	deg C		1		03/09/16 16:15		
Field Specific Conductance	**820**	umhos/cm		1		03/09/16 16:15		
Field Turbidity	**0.00**	NTU		1		03/09/16 16:15		
Total Well Depth	**197.08**	feet		1		03/09/16 16:15		
Elevation Water Level	**429.08**	ft/msl		1		03/09/16 16:15		
Collar Elevation	**461.55**	ft/msl		1		03/09/16 16:15		
Depth to Water	**32.47**	feet		1		03/09/16 16:15		
9056 IC Anions	Analytical Method: EPA 9056							
Chloride	**11.9**	mg/L	0.25	1		03/16/16 01:55	16887-00-6	
Fluoride	**2.0**	mg/L	0.10	1		03/16/16 01:55	16984-48-8	
Sulfate	**53.2**	mg/L	2.5	10		03/16/16 02:09	14808-79-8	
6010 MET ICP	Analytical Method: EPA 6010 Preparation Method: EPA 3010							
Barium	**95.4**	ug/L	10.0	1	03/15/16 11:40	03/16/16 09:50	7440-39-3	
Boron	ND	ug/L	100	1	03/15/16 11:40	03/16/16 09:50	7440-42-8	
Calcium	**85800**	ug/L	500	1	03/15/16 11:40	03/16/16 09:50	7440-70-2	
Cobalt	ND	ug/L	5.0	1	03/15/16 11:40	03/16/16 09:50	7440-48-4	
Iron	**598**	ug/L	50.0	1	03/15/16 11:40	03/16/16 09:50	7439-89-6	
Magnesium	**50800**	ug/L	500	1	03/15/16 11:40	03/16/16 09:50	7439-95-4	
Manganese	ND	ug/L	5.0	1	03/15/16 11:40	03/16/16 09:50	7439-96-5	
Nickel	ND	ug/L	10.0	1	03/15/16 11:40	03/16/16 09:50	7440-02-0	
Sodium	**18300**	ug/L	1000	1	03/15/16 11:40	03/16/16 09:50	7440-23-5	
Total Hardness by 2340B	**423000**	ug/L	1000	1	03/15/16 11:40	03/16/16 09:50		
Zinc	ND	ug/L	20.0	1	03/15/16 11:40	03/16/16 09:50	7440-66-6	
6020 MET ICPMS	Analytical Method: EPA 6020 Preparation Method: EPA 200.2							
Antimony	ND	ug/L	5.0	1	03/15/16 08:30	03/15/16 23:55	7440-36-0	2d
Arsenic	ND	ug/L	5.0	1	03/15/16 08:30	03/15/16 23:55	7440-38-2	
Beryllium	ND	ug/L	2.0	1	03/15/16 08:30	03/15/16 23:55	7440-41-7	
Cadmium	ND	ug/L	0.20	1	03/15/16 08:30	03/15/16 23:55	7440-43-9	
Chromium	ND	ug/L	5.0	1	03/15/16 08:30	03/15/16 23:55	7440-47-3	
Copper	ND	ug/L	5.0	1	03/15/16 08:30	03/15/16 23:55	7440-50-8	
Lead	ND	ug/L	5.0	1	03/15/16 08:30	03/15/16 23:55	7439-92-1	

REPORT OF LABORATORY ANALYSIS

This report shall not be reproduced, except in full,
without the written consent of Pace Analytical Services, Inc..

Pace Analytical
www.pacelabs.com

Pace Analytical Services, Inc.
Not NELAP Accredited
4860 Blazer Parkway
Dublin, OH 43017
(614)486-5421

Pace Analytical Services, Inc.
7726 Moller Road
Indianapolis, IN 46268
(317)228-3100

ANALYTICAL RESULTS

Project: Bridgeton Landfill 1Q 2016
Pace Project No.: 50139618

Sample: PZ-111-SD **Lab ID: 50139618047** Collected: 03/09/16 16:44 Received: 03/11/16 08:50 Matrix: Water

Parameters	Results	Units	Report Limit	DF	Prepared	Analyzed	CAS No.	Qual
6020 MET ICPMS	Analytical Method: EPA 6020 Preparation Method: EPA 200.2							
Selenium	ND	ug/L	5.0	1	03/15/16 08:30	03/15/16 23:55	7782-49-2	
Silver	ND	ug/L	5.0	1	03/15/16 08:30	03/15/16 23:55	7440-22-4	
Thallium	ND	ug/L	2.0	1	03/15/16 08:30	03/15/16 23:55	7440-28-0	
Vanadium	ND	ug/L	10.0	1	03/15/16 08:30	03/15/16 23:55	7440-62-2	
7470 Mercury	Analytical Method: EPA 7470 Preparation Method: EPA 7470							
Mercury	ND	ug/L	0.20	1	03/23/16 11:46	03/23/16 19:39	7439-97-6	
8260 MSV	Analytical Method: EPA 8260							
Acetone	ND	ug/L	10.0	1		03/13/16 22:33	67-64-1	
Acrylonitrile	ND	ug/L	100	1		03/13/16 22:33	107-13-1	
Benzene	ND	ug/L	5.0	1		03/13/16 22:33	71-43-2	
Bromochloromethane	ND	ug/L	5.0	1		03/13/16 22:33	74-97-5	
Bromodichloromethane	ND	ug/L	5.0	1		03/13/16 22:33	75-27-4	
Bromoform	ND	ug/L	5.0	1		03/13/16 22:33	75-25-2	
Bromomethane	ND	ug/L	10.0	1		03/13/16 22:33	74-83-9	
2-Butanone (MEK)	ND	ug/L	10.0	1		03/13/16 22:33	78-93-3	
Carbon disulfide	ND	ug/L	10.0	1		03/13/16 22:33	75-15-0	
Carbon tetrachloride	ND	ug/L	5.0	1		03/13/16 22:33	56-23-5	
Chlorobenzene	ND	ug/L	5.0	1		03/13/16 22:33	108-90-7	
Chloroethane	ND	ug/L	10.0	1		03/13/16 22:33	75-00-3	
Chloroform	ND	ug/L	5.0	1		03/13/16 22:33	67-66-3	
Chloromethane	ND	ug/L	10.0	1		03/13/16 22:33	74-87-3	
1,2-Dibromo-3-chloropropane	ND	ug/L	5.0	1		03/13/16 22:33	96-12-8	
Dibromochloromethane	ND	ug/L	5.0	1		03/13/16 22:33	124-48-1	
1,2-Dibromoethane (EDB)	ND	ug/L	5.0	1		03/13/16 22:33	106-93-4	
Dibromomethane	ND	ug/L	10.0	1		03/13/16 22:33	74-95-3	
1,2-Dichlorobenzene	ND	ug/L	5.0	1		03/13/16 22:33	95-50-1	
1,4-Dichlorobenzene	ND	ug/L	5.0	1		03/13/16 22:33	106-46-7	
trans-1,4-Dichloro-2-butene	ND	ug/L	10.0	1		03/13/16 22:33	110-57-6	
1,1-Dichloroethane	ND	ug/L	5.0	1		03/13/16 22:33	75-34-3	
1,2-Dichloroethane	ND	ug/L	5.0	1		03/13/16 22:33	107-06-2	
1,1-Dichloroethene	ND	ug/L	5.0	1		03/13/16 22:33	75-35-4	
cis-1,2-Dichloroethene	ND	ug/L	5.0	1		03/13/16 22:33	156-59-2	
trans-1,2-Dichloroethene	ND	ug/L	5.0	1		03/13/16 22:33	156-60-5	
1,2-Dichloropropane	ND	ug/L	5.0	1		03/13/16 22:33	78-87-5	
cis-1,3-Dichloropropene	ND	ug/L	5.0	1		03/13/16 22:33	10061-01-5	
trans-1,3-Dichloropropene	ND	ug/L	5.0	1		03/13/16 22:33	10061-02-6	
Ethylbenzene	ND	ug/L	5.0	1		03/13/16 22:33	100-41-4	
2-Hexanone	ND	ug/L	10.0	1		03/13/16 22:33	591-78-6	
Iodomethane	ND	ug/L	5.0	1		03/13/16 22:33	74-88-4	
Methylene Chloride	ND	ug/L	5.0	1		03/13/16 22:33	75-09-2	
4-Methyl-2-pentanone (MIBK)	ND	ug/L	10.0	1		03/13/16 22:33	108-10-1	
Styrene	ND	ug/L	5.0	1		03/13/16 22:33	100-42-5	
1,1,1,2-Tetrachloroethane	ND	ug/L	5.0	1		03/13/16 22:33	630-20-6	
1,1,2,2-Tetrachloroethane	ND	ug/L	5.0	1		03/13/16 22:33	79-34-5	

REPORT OF LABORATORY ANALYSIS

This report shall not be reproduced, except in full,
without the written consent of Pace Analytical Services, Inc..

Pace Analytical®
www.pacelabs.com

Pace Analytical Services, Inc.
Not NELAP Accredited
4860 Blazer Parkway
Dublin, OH 43017
(614)486-5421

Pace Analytical Services, Inc
7726 Moller Road
Indianapolis, IN 46268
(317)228-3100

ANALYTICAL RESULTS

Project: Bridgeton Landfill 1Q 2016
Pace Project No.: 50139618

Sample: PZ-111-SD **Lab ID: 50139618047** Collected: 03/09/16 16:44 Received: 03/11/16 08:50 Matrix: Water

Parameters	Results	Units	Report Limit	DF	Prepared	Analyzed	CAS No.	Qual
8260 MSV	Analytical Method: EPA 8260							
Tetrachloroethene	ND	ug/L	5.0	1		03/13/16 22:33	127-18-4	
Toluene	ND	ug/L	5.0	1		03/13/16 22:33	108-88-3	
1,1,1-Trichloroethane	ND	ug/L	5.0	1		03/13/16 22:33	71-55-6	
1,1,2-Trichloroethane	ND	ug/L	5.0	1		03/13/16 22:33	79-00-5	
Trichloroethene	ND	ug/L	5.0	1		03/13/16 22:33	79-01-6	
Trichlorofluoromethane	ND	ug/L	10.0	1		03/13/16 22:33	75-69-4	
1,2,3-Trichloropropane	ND	ug/L	5.0	1		03/13/16 22:33	96-18-4	
Vinyl acetate	ND	ug/L	10.0	1		03/13/16 22:33	108-05-4	
Vinyl chloride	ND	ug/L	2.0	1		03/13/16 22:33	75-01-4	
Xylene (Total)	ND	ug/L	5.0	1		03/13/16 22:33	1330-20-7	
Surrogates								
Dibromofluoromethane (S)	96	%.	84-118	1		03/13/16 22:33	1868-53-7	
4-Bromofluorobenzene (S)	97	%.	79-116	1		03/13/16 22:33	460-00-4	
Toluene-d8 (S)	98	%.	86-110	1		03/13/16 22:33	2037-26-5	
2540C Total Dissolved Solids	Analytical Method: SM 2540C							
Total Dissolved Solids	**454**	mg/L	10.0	1		03/15/16 07:28		
410.4 COD	Analytical Method: EPA 410.4 Preparation Method: EPA 410.4							
Chemical Oxygen Demand	ND	mg/L	10.0	1	03/18/16 08:34	03/18/16 11:08		
353.2 Nitrogen, NO2/NO3 pres.	Analytical Method: EPA 353.2							
Nitrogen, NO2 plus NO3	ND	mg/L	0.10	1		03/23/16 10:52		
365.1 Total Phosphorus	Analytical Method: EPA 365.1 Preparation Method: EPA 365.1							
Phosphorus	ND	mg/L	0.050	1	03/18/16 10:00	03/21/16 13:17	7723-14-0	
4500 Ammonia Water	Analytical Method: SM 4500-NH3 G							
Nitrogen, Ammonia	ND	mg/L	0.10	1		03/16/16 11:03	7664-41-7	
5310C TOC	Analytical Method: SM 5310C							
Total Organic Carbon	**1.1**	mg/L	1.0	1		03/21/16 22:55	7440-44-0	

Sample: PZ-109-SS **Lab ID: 50139618048** Collected: 03/10/16 09:27 Received: 03/11/16 08:50 Matrix: Water

Parameters	Results	Units	Report Limit	DF	Prepared	Analyzed	CAS No.	Qual
Field Data	Analytical Method:							
Field pH	**7.18**	Std. Units		1		03/10/16 09:07		
Field Temperature	**19.3**	deg C		1		03/10/16 09:07		
Field Specific Conductance	**795**	umhos/cm		1		03/10/16 09:07		
Field Turbidity	**0.00**	NTU		1		03/10/16 09:07		
Total Well Depth	**130.94**	feet		1		03/10/16 09:07		
Elevation Water Level	**438.06**	ft/msl		1		03/10/16 09:07		
Collar Elevation	**460.19**	ft/msl		1		03/10/16 09:07		

REPORT OF LABORATORY ANALYSIS

This report shall not be reproduced, except in full,
without the written consent of Pace Analytical Services, Inc..

Pace Analytical
www.pacelabs.com

Pace Analytical Services, Inc.
Not NELAP Accredited
4860 Blazer Parkway
Dublin, OH 43017
(614)486-5421

Pace Analytical Services, Inc.
7726 Moller Road
Indianapolis, IN 46268
(317)228-3100

ANALYTICAL RESULTS

Project: Bridgeton Landfill 1Q 2016
Pace Project No.: 50139618

Sample: PZ-109-SS **Lab ID: 50139618048** Collected: 03/10/16 09:27 Received: 03/11/16 08:50 Matrix: Water

Parameters	Results	Units	Report Limit	DF	Prepared	Analyzed	CAS No.	Qual
Field Data	Analytical Method:							
Depth to Water	22.13	feet		1		03/10/16 09:07		
9056 IC Anions	Analytical Method: EPA 9056							
Chloride	4.5	mg/L	0.25	1		03/16/16 03:35	16887-00-6	
Fluoride	2.3	mg/L	0.10	1		03/16/16 03:35	16984-48-8	
Sulfate	26.5	mg/L	2.5	10		03/16/16 03:50	14808-79-8	
6010 MET ICP	Analytical Method: EPA 6010 Preparation Method: EPA 3010							
Barium	56.4	ug/L	10.0	1	03/15/16 11:40	03/16/16 09:59	7440-39-3	
Boron	186	ug/L	100	1	03/15/16 11:40	03/16/16 09:59	7440-42-8	
Calcium	84200	ug/L	500	1	03/15/16 11:40	03/16/16 09:59	7440-70-2	
Cobalt	ND	ug/L	5.0	1	03/15/16 11:40	03/16/16 09:59	7440-48-4	
Iron	ND	ug/L	50.0	1	03/15/16 11:40	03/16/16 09:59	7439-89-6	
Magnesium	50600	ug/L	500	1	03/15/16 11:40	03/16/16 09:59	7439-95-4	
Manganese	ND	ug/L	5.0	1	03/15/16 11:40	03/16/16 09:59	7439-96-5	
Nickel	ND	ug/L	10.0	1	03/15/16 11:40	03/16/16 09:59	7440-02-0	
Sodium	10700	ug/L	1000	1	03/15/16 11:40	03/16/16 09:59	7440-23-5	
Total Hardness by 2340B	419000	ug/L	1000	1	03/15/16 11:40	03/16/16 09:59		
Zinc	ND	ug/L	20.0	1	03/15/16 11:40	03/16/16 09:59	7440-66-6	
6020 MET ICPMS	Analytical Method: EPA 6020 Preparation Method: EPA 200.2							
Antimony	ND	ug/L	5.0	1	03/15/16 08:30	03/16/16 00:01	7440-36-0	2d
Arsenic	ND	ug/L	5.0	1	03/15/16 08:30	03/16/16 00:01	7440-38-2	
Beryllium	ND	ug/L	2.0	1	03/15/16 08:30	03/16/16 00:01	7440-41-7	
Cadmium	ND	ug/L	0.20	1	03/15/16 08:30	03/16/16 00:01	7440-43-9	
Chromium	ND	ug/L	5.0	1	03/15/16 08:30	03/16/16 00:01	7440-47-3	
Copper	ND	ug/L	5.0	1	03/15/16 08:30	03/16/16 00:01	7440-50-8	
Lead	ND	ug/L	5.0	1	03/15/16 08:30	03/16/16 00:01	7439-92-1	
Selenium	ND	ug/L	5.0	1	03/15/16 08:30	03/16/16 00:01	7782-49-2	
Silver	ND	ug/L	5.0	1	03/15/16 08:30	03/16/16 00:01	7440-22-4	
Thallium	ND	ug/L	2.0	1	03/15/16 08:30	03/16/16 00:01	7440-28-0	
Vanadium	ND	ug/L	10.0	1	03/15/16 08:30	03/16/16 00:01	7440-62-2	
7470 Mercury	Analytical Method: EPA 7470 Preparation Method: EPA 7470							
Mercury	ND	ug/L	0.20	1	03/23/16 11:46	03/23/16 19:48	7439-97-6	
8260 MSV	Analytical Method: EPA 8260							
Acetone	ND	ug/L	10.0	1		03/13/16 22:58	67-64-1	
Acrylonitrile	ND	ug/L	100	1		03/13/16 22:58	107-13-1	
Benzene	ND	ug/L	5.0	1		03/13/16 22:58	71-43-2	
Bromochloromethane	ND	ug/L	5.0	1		03/13/16 22:58	74-97-5	
Bromodichloromethane	ND	ug/L	5.0	1		03/13/16 22:58	75-27-4	
Bromoform	ND	ug/L	5.0	1		03/13/16 22:58	75-25-2	
Bromomethane	ND	ug/L	10.0	1		03/13/16 22:58	74-83-9	
2-Butanone (MEK)	ND	ug/L	10.0	1		03/13/16 22:58	78-93-3	
Carbon disulfide	ND	ug/L	10.0	1		03/13/16 22:58	75-15-0	

REPORT OF LABORATORY ANALYSIS

This report shall not be reproduced, except in full,
without the written consent of Pace Analytical Services, Inc..

Pace Analytical
www.pacelabs.com

Pace Analytical Services, Inc.
Not NELAP Accredited
4860 Blazer Parkway
Dublin, OH 43017
(614)486-5421

Pace Analytical Services, Inc.
7726 Moller Road
Indianapolis, IN 46268
(317)228-3100

ANALYTICAL RESULTS

Project: Bridgeton Landfill 1Q 2016
Pace Project No.: 50139618

Sample: PZ-109-SS **Lab ID: 50139618048** Collected: 03/10/16 09:27 Received: 03/11/16 08:50 Matrix: Water

Parameters	Results	Units	Report Limit	DF	Prepared	Analyzed	CAS No.	Qual
8260 MSV	Analytical Method: EPA 8260							
Carbon tetrachloride	ND	ug/L	5.0	1		03/13/16 22:58	56-23-5	
Chlorobenzene	ND	ug/L	5.0	1		03/13/16 22:58	108-90-7	
Chloroethane	ND	ug/L	10.0	1		03/13/16 22:58	75-00-3	
Chloroform	ND	ug/L	5.0	1		03/13/16 22:58	67-66-3	
Chloromethane	ND	ug/L	10.0	1		03/13/16 22:58	74-87-3	
1,2-Dibromo-3-chloropropane	ND	ug/L	5.0	1		03/13/16 22:58	96-12-8	
Dibromochloromethane	ND	ug/L	5.0	1		03/13/16 22:58	124-48-1	
1,2-Dibromoethane (EDB)	ND	ug/L	5.0	1		03/13/16 22:58	106-93-4	
Dibromomethane	ND	ug/L	10.0	1		03/13/16 22:58	74-95-3	
1,2-Dichlorobenzene	ND	ug/L	5.0	1		03/13/16 22:58	95-50-1	
1,4-Dichlorobenzene	ND	ug/L	5.0	1		03/13/16 22:58	106-46-7	
trans-1,4-Dichloro-2-butene	ND	ug/L	10.0	1		03/13/16 22:58	110-57-6	
1,1-Dichloroethane	ND	ug/L	5.0	1		03/13/16 22:58	75-34-3	
1,2-Dichloroethane	ND	ug/L	5.0	1		03/13/16 22:58	107-06-2	
1,1-Dichloroethene	ND	ug/L	5.0	1		03/13/16 22:58	75-35-4	
cis-1,2-Dichloroethene	ND	ug/L	5.0	1		03/13/16 22:58	156-59-2	
trans-1,2-Dichloroethene	ND	ug/L	5.0	1		03/13/16 22:58	156-60-5	
1,2-Dichloropropane	ND	ug/L	5.0	1		03/13/16 22:58	78-87-5	
cis-1,3-Dichloropropene	ND	ug/L	5.0	1		03/13/16 22:58	10061-01-5	
trans-1,3-Dichloropropene	ND	ug/L	5.0	1		03/13/16 22:58	10061-02-6	
Ethylbenzene	ND	ug/L	5.0	1		03/13/16 22:58	100-41-4	
2-Hexanone	ND	ug/L	10.0	1		03/13/16 22:58	591-78-6	
Iodomethane	ND	ug/L	5.0	1		03/13/16 22:58	74-88-4	
Methylene Chloride	ND	ug/L	5.0	1		03/13/16 22:58	75-09-2	
4-Methyl-2-pentanone (MIBK)	ND	ug/L	10.0	1		03/13/16 22:58	108-10-1	
Styrene	ND	ug/L	5.0	1		03/13/16 22:58	100-42-5	
1,1,1,2-Tetrachloroethane	ND	ug/L	5.0	1		03/13/16 22:58	630-20-6	
1,1,2,2-Tetrachloroethane	ND	ug/L	5.0	1		03/13/16 22:58	79-34-5	
Tetrachloroethene	ND	ug/L	5.0	1		03/13/16 22:58	127-18-4	
Toluene	ND	ug/L	5.0	1		03/13/16 22:58	108-88-3	
1,1,1-Trichloroethane	ND	ug/L	5.0	1		03/13/16 22:58	71-55-6	
1,1,2-Trichloroethane	ND	ug/L	5.0	1		03/13/16 22:58	79-00-5	
Trichloroethene	ND	ug/L	5.0	1		03/13/16 22:58	79-01-6	
Trichlorofluoromethane	ND	ug/L	10.0	1		03/13/16 22:58	75-69-4	
1,2,3-Trichloropropane	ND	ug/L	5.0	1		03/13/16 22:58	96-18-4	
Vinyl acetate	ND	ug/L	10.0	1		03/13/16 22:58	108-05-4	
Vinyl chloride	ND	ug/L	2.0	1		03/13/16 22:58	75-01-4	
Xylene (Total)	ND	ug/L	5.0	1		03/13/16 22:58	1330-20-7	
Surrogates								
Dibromofluoromethane (S)	95	%.	84-118	1		03/13/16 22:58	1868-53-7	
4-Bromofluorobenzene (S)	97	%.	79-116	1		03/13/16 22:58	460-00-4	
Toluene-d8 (S)	101	%.	86-110	1		03/13/16 22:58	2037-26-5	
2540C Total Dissolved Solids	Analytical Method: SM 2540C							
Total Dissolved Solids	**402**	mg/L	10.0	1		03/16/16 07:35		

REPORT OF LABORATORY ANALYSIS

This report shall not be reproduced, except in full,
without the written consent of Pace Analytical Services, Inc..

Pace Analytical®
www.pacelabs.com

Pace Analytical Services, Inc.
Not NELAP Accredited
4860 Blazer Parkway
Dublin, OH 43017
(614)486-5421

Pace Analytical Services, Inc.
7726 Moller Road
Indianapolis, IN 46268
(317)228-3100

ANALYTICAL RESULTS

Project: Bridgeton Landfill 1Q 2016
Pace Project No.: 50139618

Sample: PZ-109-SS Lab ID: 50139618048 Collected: 03/10/16 09:27 Received: 03/11/16 08:50 Matrix: Water

Parameters	Results	Units	Report Limit	DF	Prepared	Analyzed	CAS No.	Qual
410.4 COD	Analytical Method: EPA 410.4 Preparation Method: EPA 410.4							
Chemical Oxygen Demand	ND	mg/L	10.0	1	03/18/16 08:34	03/18/16 11:08		
353.2 Nitrogen, NO2/NO3 pres.	Analytical Method: EPA 353.2							
Nitrogen, NO2 plus NO3	0.12	mg/L	0.10	1		03/23/16 10:56		
365.1 Total Phosphorus	Analytical Method: EPA 365.1 Preparation Method: EPA 365.1							
Phosphorus	ND	mg/L	0.050	1	03/18/16 10:00	03/21/16 13:18	7723-14-0	
4500 Ammonia Water	Analytical Method: SM 4500-NH3 G							
Nitrogen, Ammonia	ND	mg/L	0.10	1		03/16/16 11:04	7664-41-7	
5310C TOC	Analytical Method: SM 5310C							
Total Organic Carbon	ND	mg/L	4.0	4		03/22/16 00:35	7440-44-0	D3

Sample: PZ-110-SS Lab ID: 50139618049 Collected: 03/10/16 10:09 Received: 03/11/16 08:50 Matrix: Water

Parameters	Results	Units	Report Limit	DF	Prepared	Analyzed	CAS No.	Qual
Field Data	Analytical Method:							
Field pH	6.79	Std. Units		1		03/10/16 09:41		
Field Temperature	14.4	deg C		1		03/10/16 09:41		
Field Specific Conductance	1945	umhos/cm		1		03/10/16 09:41		
Field Turbidity	0.01	NTU		1		03/10/16 09:41		
Total Well Depth	107.23	feet		1		03/10/16 09:41		
Elevation Water Level	433.26	ft/msl		1		03/10/16 09:41		
Collar Elevation	461.34	ft/msl		1		03/10/16 09:41		
Depth to Water	28.08	feet		1		03/10/16 09:41		
9056 IC Anions	Analytical Method: EPA 9056							
Chloride	264	mg/L	25.0	100		03/16/16 04:47	16887-00-6	
Fluoride	0.25	mg/L	0.10	1		03/16/16 04:18	16984-48-8	
Sulfate	51.8	mg/L	2.5	10		03/16/16 04:32	14808-79-8	
6010 MET ICP	Analytical Method: EPA 6010 Preparation Method: EPA 3010							
Barium	250	ug/L	10.0	1	03/15/16 11:40	03/16/16 10:01	7440-39-3	
Boron	243	ug/L	100	1	03/15/16 11:40	03/16/16 10:01	7440-42-8	
Calcium	222000	ug/L	5000	10	03/15/16 11:40	03/16/16 12:41	7440-70-2	
Cobalt	ND	ug/L	5.0	1	03/15/16 11:40	03/16/16 10:01	7440-48-4	
Iron	7290	ug/L	50.0	1	03/15/16 11:40	03/16/16 10:01	7439-89-6	
Magnesium	92200	ug/L	500	1	03/15/16 11:40	03/16/16 10:01	7439-95-4	
Manganese	138	ug/L	5.0	1	03/15/16 11:40	03/16/16 10:01	7439-96-5	
Nickel	13.9	ug/L	10.0	1	03/15/16 11:40	03/16/16 10:01	7440-02-0	
Sodium	77000	ug/L	1000	1	03/15/16 11:40	03/16/16 10:01	7440-23-5	
Total Hardness by 2340B	933000	ug/L	10000	10	03/15/16 11:40	03/16/16 12:41		
Zinc	ND	ug/L	20.0	1	03/15/16 11:40	03/16/16 10:01	7440-66-6	

This report shall not be reproduced, except in full,
without the written consent of Pace Analytical Services, Inc..

Pace Analytical
www.pacelabs.com

Pace Analytical Services, Inc.
Not NELAP Accredited
4860 Blazer Parkway
Dublin, OH 43017
(614)486-5421

Pace Analytical Services, Inc.
7726 Moller Road
Indianapolis, IN 46268
(317)228-3100

ANALYTICAL RESULTS

Project: Bridgeton Landfill 1Q 2016
Pace Project No.: 50139618

Sample: PZ-110-SS **Lab ID: 50139618049** Collected: 03/10/16 10:09 Received: 03/11/16 08:50 Matrix: Water

Parameters	Results	Units	Report Limit	DF	Prepared	Analyzed	CAS No.	Qual
6020 MET ICPMS	Analytical Method: EPA 6020 Preparation Method: EPA 200.2							
Antimony	ND	ug/L	5.0	1	03/15/16 08:30	03/16/16 00:16	7440-36-0	2d
Arsenic	ND	ug/L	5.0	1	03/15/16 08:30	03/16/16 00:16	7440-38-2	
Beryllium	ND	ug/L	2.0	1	03/15/16 08:30	03/16/16 00:16	7440-41-7	
Cadmium	ND	ug/L	0.20	1	03/15/16 08:30	03/16/16 00:16	7440-43-9	
Chromium	ND	ug/L	5.0	1	03/15/16 08:30	03/16/16 00:16	7440-47-3	
Copper	ND	ug/L	5.0	1	03/15/16 08:30	03/16/16 00:16	7440-50-8	
Lead	ND	ug/L	5.0	1	03/15/16 08:30	03/16/16 00:16	7439-92-1	
Selenium	ND	ug/L	5.0	1	03/15/16 08:30	03/16/16 00:16	7782-49-2	
Silver	ND	ug/L	5.0	1	03/15/16 08:30	03/16/16 00:16	7440-22-4	
Thallium	ND	ug/L	2.0	1	03/15/16 08:30	03/16/16 00:16	7440-28-0	
Vanadium	ND	ug/L	10.0	1	03/15/16 08:30	03/16/16 00:16	7440-62-2	
7470 Mercury	Analytical Method: EPA 7470 Preparation Method: EPA 7470							
Mercury	ND	ug/L	0.20	1	03/23/16 11:46	03/23/16 19:50	7439-97-6	
8260 MSV	Analytical Method: EPA 8260							
Acetone	ND	ug/L	10.0	1		03/13/16 23:24	67-64-1	
Acrylonitrile	ND	ug/L	100	1		03/13/16 23:24	107-13-1	
Benzene	ND	ug/L	5.0	1		03/13/16 23:24	71-43-2	
Bromochloromethane	ND	ug/L	5.0	1		03/13/16 23:24	74-97-5	
Bromodichloromethane	ND	ug/L	5.0	1		03/13/16 23:24	75-27-4	
Bromoform	ND	ug/L	5.0	1		03/13/16 23:24	75-25-2	
Bromomethane	ND	ug/L	10.0	1		03/13/16 23:24	74-83-9	
2-Butanone (MEK)	ND	ug/L	10.0	1		03/13/16 23:24	78-93-3	
Carbon disulfide	ND	ug/L	10.0	1		03/13/16 23:24	75-15-0	
Carbon tetrachloride	ND	ug/L	5.0	1		03/13/16 23:24	56-23-5	
Chlorobenzene	ND	ug/L	5.0	1		03/13/16 23:24	108-90-7	
Chloroethane	ND	ug/L	10.0	1		03/13/16 23:24	75-00-3	
Chloroform	ND	ug/L	5.0	1		03/13/16 23:24	67-66-3	
Chloromethane	ND	ug/L	10.0	1		03/13/16 23:24	74-87-3	
1,2-Dibromo-3-chloropropane	ND	ug/L	5.0	1		03/13/16 23:24	96-12-8	
Dibromochloromethane	ND	ug/L	5.0	1		03/13/16 23:24	124-48-1	
1,2-Dibromoethane (EDB)	ND	ug/L	5.0	1		03/13/16 23:24	106-93-4	
Dibromomethane	ND	ug/L	10.0	1		03/13/16 23:24	74-95-3	
1,2-Dichlorobenzene	ND	ug/L	5.0	1		03/13/16 23:24	95-50-1	
1,4-Dichlorobenzene	ND	ug/L	5.0	1		03/13/16 23:24	106-46-7	
trans-1,4-Dichloro-2-butene	ND	ug/L	10.0	1		03/13/16 23:24	110-57-6	
1,1-Dichloroethane	ND	ug/L	5.0	1		03/13/16 23:24	75-34-3	
1,2-Dichloroethane	ND	ug/L	5.0	1		03/13/16 23:24	107-06-2	
1,1-Dichloroethene	ND	ug/L	5.0	1		03/13/16 23:24	75-35-4	
cis-1,2-Dichloroethene	ND	ug/L	5.0	1		03/13/16 23:24	156-59-2	
trans-1,2-Dichloroethene	ND	ug/L	5.0	1		03/13/16 23:24	156-60-5	
1,2-Dichloropropane	ND	ug/L	5.0	1		03/13/16 23:24	78-87-5	
cis-1,3-Dichloropropene	ND	ug/L	5.0	1		03/13/16 23:24	10061-01-5	
trans-1,3-Dichloropropene	ND	ug/L	5.0	1		03/13/16 23:24	10061-02-6	
Ethylbenzene	ND	ug/L	5.0	1		03/13/16 23:24	100-41-4	

REPORT OF LABORATORY ANALYSIS

This report shall not be reproduced, except in full,
without the written consent of Pace Analytical Services, Inc..

Pace Analytical
www.pacelabs.com

Pace Analytical Services, Inc.
Not NELAP Accredited
4860 Blazer Parkway
Dublin, OH 43017
(614)486-5421

Pace Analytical Services, Inc.
7726 Moller Road
Indianapolis, IN 46268
(317)228-3100

ANALYTICAL RESULTS

Project: Bridgeton Landfill 1Q 2016
Pace Project No.: 50139618

Sample: PZ-110-SS **Lab ID: 50139618049** Collected: 03/10/16 10:09 Received: 03/11/16 08:50 Matrix: Water

Parameters	Results	Units	Report Limit	DF	Prepared	Analyzed	CAS No.	Qual
8260 MSV	Analytical Method: EPA 8260							
2-Hexanone	ND	ug/L	10.0	1		03/13/16 23:24	591-78-6	
Iodomethane	ND	ug/L	5.0	1		03/13/16 23:24	74-88-4	
Methylene Chloride	ND	ug/L	5.0	1		03/13/16 23:24	75-09-2	
4-Methyl-2-pentanone (MIBK)	ND	ug/L	10.0	1		03/13/16 23:24	108-10-1	
Styrene	ND	ug/L	5.0	1		03/13/16 23:24	100-42-5	
1,1,1,2-Tetrachloroethane	ND	ug/L	5.0	1		03/13/16 23:24	630-20-6	
1,1,2,2-Tetrachloroethane	ND	ug/L	5.0	1		03/13/16 23:24	79-34-5	
Tetrachloroethene	ND	ug/L	5.0	1		03/13/16 23:24	127-18-4	
Toluene	ND	ug/L	5.0	1		03/13/16 23:24	108-88-3	
1,1,1-Trichloroethane	ND	ug/L	5.0	1		03/13/16 23:24	71-55-6	
1,1,2-Trichloroethane	ND	ug/L	5.0	1		03/13/16 23:24	79-00-5	
Trichloroethene	ND	ug/L	5.0	1		03/13/16 23:24	79-01-6	
Trichlorofluoromethane	ND	ug/L	10.0	1		03/13/16 23:24	75-69-4	
1,2,3-Trichloropropane	ND	ug/L	5.0	1		03/13/16 23:24	96-18-4	
Vinyl acetate	ND	ug/L	10.0	1		03/13/16 23:24	108-05-4	
Vinyl chloride	ND	ug/L	2.0	1		03/13/16 23:24	75-01-4	
Xylene (Total)	ND	ug/L	5.0	1		03/13/16 23:24	1330-20-7	
Surrogates								
Dibromofluoromethane (S)	94	%.	84-118	1		03/13/16 23:24	1868-53-7	
4-Bromofluorobenzene (S)	98	%.	79-116	1		03/13/16 23:24	460-00-4	
Toluene-d8 (S)	101	%.	86-110	1		03/13/16 23:24	2037-26-5	
2540C Total Dissolved Solids	Analytical Method: SM 2540C							
Total Dissolved Solids	**1230**	mg/L	10.0	1		03/16/16 07:35		
410.4 COD	Analytical Method: EPA 410.4 Preparation Method: EPA 410.4							
Chemical Oxygen Demand	**69.7**	mg/L	10.0	1	03/18/16 08:34	03/18/16 11:08		
353.2 Nitrogen, NO2/NO3 pres.	Analytical Method: EPA 353.2							
Nitrogen, NO2 plus NO3	ND	mg/L	0.10	1		03/23/16 10:57		
365.1 Total Phosphorus	Analytical Method: EPA 365.1 Preparation Method: EPA 365.1							
Phosphorus	**0.13**	mg/L	0.050	1	03/18/16 10:00	03/21/16 13:19	7723-14-0	
4500 Ammonia Water	Analytical Method: SM 4500-NH3 G							
Nitrogen, Ammonia	**0.35**	mg/L	0.10	1		03/16/16 11:05	7664-41-7	
5310C TOC	Analytical Method: SM 5310C							
Total Organic Carbon	**26.4**	mg/L	4.0	4		03/22/16 00:59	7440-44-0	

REPORT OF LABORATORY ANALYSIS

This report shall not be reproduced, except in full,
without the written consent of Pace Analytical Services, Inc..

Pace Analytical
www.pacelabs.com

Pace Analytical Services, Inc.
Not NELAP Accredited
4860 Blazer Parkway
Dublin, OH 43017
(614)486-5421

Pace Analytical Services, Inc.
7726 Moller Road
Indianapolis, IN 46268
(317)228-3100

ANALYTICAL RESULTS

Project: Bridgeton Landfill 1Q 2016
Pace Project No.: 50139618

Sample: PZ-100-SS **Lab ID: 50139618050** Collected: 03/10/16 10:46 Received: 03/11/16 08:50 Matrix: Water

Parameters	Results	Units	Report Limit	DF	Prepared	Analyzed	CAS No.	Qual
Field Data	Analytical Method:							
Field pH	**7.15**	Std. Units		1		03/10/16 10:28		
Field Temperature	**15.9**	deg C		1		03/10/16 10:28		
Field Specific Conductance	**800**	umhos/cm		1		03/10/16 10:28		
Field Turbidity	**0.06**	NTU		1		03/10/16 10:28		
Total Well Depth	**89.08**	feet		1		03/10/16 10:28		
Elevation Water Level	**456.51**	ft/msl		1		03/10/16 10:28		
Collar Elevation	**485.84**	ft/msl		1		03/10/16 10:28		
Depth to Water	**29.33**	feet		1		03/10/16 10:28		
9056 IC Anions	Analytical Method: EPA 9056							
Chloride	**4.4**	mg/L	0.25	1		03/16/16 02:38	16887-00-6	
Fluoride	**0.58**	mg/L	0.10	1		03/16/16 02:38	16984-48-8	
Sulfate	**46.5**	mg/L	2.5	10		03/16/16 02:52	14808-79-8	
6010 MET ICP	Analytical Method: EPA 6010 Preparation Method: EPA 3010							
Barium	**63.8**	ug/L	10.0	1	03/15/16 11:40	03/16/16 10:03	7440-39-3	
Boron	**113**	ug/L	100	1	03/15/16 11:40	03/16/16 10:03	7440-42-8	
Calcium	**86800**	ug/L	500	1	03/15/16 11:40	03/16/16 10:03	7440-70-2	
Cobalt	ND	ug/L	5.0	1	03/15/16 11:40	03/16/16 10:03	7440-48-4	
Iron	**95.9**	ug/L	50.0	1	03/15/16 11:40	03/16/16 10:03	7439-89-6	
Magnesium	**51200**	ug/L	500	1	03/15/16 11:40	03/16/16 10:03	7439-95-4	
Manganese	**5.6**	ug/L	5.0	1	03/15/16 11:40	03/16/16 10:03	7439-96-5	
Nickel	**12.8**	ug/L	10.0	1	03/15/16 11:40	03/16/16 10:03	7440-02-0	
Sodium	**11400**	ug/L	1000	1	03/15/16 11:40	03/16/16 10:03	7440-23-5	
Total Hardness by 2340B	**427000**	ug/L	1000	1	03/15/16 11:40	03/16/16 10:03		
Zinc	ND	ug/L	20.0	1	03/15/16 11:40	03/16/16 10:03	7440-66-6	
6020 MET ICPMS	Analytical Method: EPA 6020 Preparation Method: EPA 200.2							
Antimony	ND	ug/L	5.0	1	03/15/16 08:30	03/16/16 00:22	7440-36-0	2d
Arsenic	ND	ug/L	5.0	1	03/15/16 08:30	03/16/16 00:22	7440-38-2	
Beryllium	ND	ug/L	2.0	1	03/15/16 08:30	03/16/16 00:22	7440-41-7	
Cadmium	ND	ug/L	0.20	1	03/15/16 08:30	03/16/16 00:22	7440-43-9	
Chromium	ND	ug/L	5.0	1	03/15/16 08:30	03/16/16 00:22	7440-47-3	
Copper	ND	ug/L	5.0	1	03/15/16 08:30	03/16/16 00:22	7440-50-8	
Lead	ND	ug/L	5.0	1	03/15/16 08:30	03/16/16 00:22	7439-92-1	
Selenium	ND	ug/L	5.0	1	03/15/16 08:30	03/16/16 00:22	7782-49-2	
Silver	ND	ug/L	5.0	1	03/15/16 08:30	03/16/16 00:22	7440-22-4	
Thallium	ND	ug/L	2.0	1	03/15/16 08:30	03/16/16 00:22	7440-28-0	
Vanadium	ND	ug/L	10.0	1	03/15/16 08:30	03/16/16 00:22	7440-62-2	
7470 Mercury	Analytical Method: EPA 7470 Preparation Method: EPA 7470							
Mercury	ND	ug/L	0.20	1	03/23/16 11:46	03/23/16 19:52	7439-97-6	
8260 MSV	Analytical Method: EPA 8260							
Acetone	ND	ug/L	10.0	1		03/13/16 23:49	67-64-1	
Acrylonitrile	ND	ug/L	100	1		03/13/16 23:49	107-13-1	

REPORT OF LABORATORY ANALYSIS

This report shall not be reproduced, except in full,
without the written consent of Pace Analytical Services, Inc..

Pace Analytical®
www.pacelabs.com

Pace Analytical Services, Inc.
Not NELAP Accredited
4860 Blazer Parkway
Dublin, OH 43017
(614)486-5421

Pace Analytical Services, Inc.
7726 Moller Road
Indianapolis, IN 46268
(317)228-3100

ANALYTICAL RESULTS

Project: Bridgeton Landfill 1Q 2016
Pace Project No.: 50139618

Sample: PZ-100-SS **Lab ID: 50139618050** Collected: 03/10/16 10:46 Received: 03/11/16 08:50 Matrix: Water

Parameters	Results	Units	Report Limit	DF	Prepared	Analyzed	CAS No.	Qual
8260 MSV	Analytical Method: EPA 8260							
Benzene	ND	ug/L	5.0	1		03/13/16 23:49	71-43-2	
Bromochloromethane	ND	ug/L	5.0	1		03/13/16 23:49	74-97-5	
Bromodichloromethane	ND	ug/L	5.0	1		03/13/16 23:49	75-27-4	
Bromoform	ND	ug/L	5.0	1		03/13/16 23:49	75-25-2	
Bromomethane	ND	ug/L	10.0	1		03/13/16 23:49	74-83-9	
2-Butanone (MEK)	ND	ug/L	10.0	1		03/13/16 23:49	78-93-3	
Carbon disulfide	ND	ug/L	10.0	1		03/13/16 23:49	75-15-0	
Carbon tetrachloride	ND	ug/L	5.0	1		03/13/16 23:49	56-23-5	
Chlorobenzene	ND	ug/L	5.0	1		03/13/16 23:49	108-90-7	
Chloroethane	ND	ug/L	10.0	1		03/13/16 23:49	75-00-3	
Chloroform	ND	ug/L	5.0	1		03/13/16 23:49	67-66-3	
Chloromethane	ND	ug/L	10.0	1		03/13/16 23:49	74-87-3	
1,2-Dibromo-3-chloropropane	ND	ug/L	5.0	1		03/13/16 23:49	96-12-8	
Dibromochloromethane	ND	ug/L	5.0	1		03/13/16 23:49	124-48-1	
1,2-Dibromoethane (EDB)	ND	ug/L	5.0	1		03/13/16 23:49	106-93-4	
Dibromomethane	ND	ug/L	10.0	1		03/13/16 23:49	74-95-3	
1,2-Dichlorobenzene	ND	ug/L	5.0	1		03/13/16 23:49	95-50-1	
1,4-Dichlorobenzene	ND	ug/L	5.0	1		03/13/16 23:49	106-46-7	
trans-1,4-Dichloro-2-butene	ND	ug/L	10.0	1		03/13/16 23:49	110-57-6	
1,1-Dichloroethane	ND	ug/L	5.0	1		03/13/16 23:49	75-34-3	
1,2-Dichloroethane	ND	ug/L	5.0	1		03/13/16 23:49	107-06-2	
1,1-Dichloroethene	ND	ug/L	5.0	1		03/13/16 23:49	75-35-4	
cis-1,2-Dichloroethene	ND	ug/L	5.0	1		03/13/16 23:49	156-59-2	
trans-1,2-Dichloroethene	ND	ug/L	5.0	1		03/13/16 23:49	156-60-5	
1,2-Dichloropropane	ND	ug/L	5.0	1		03/13/16 23:49	78-87-5	
cis-1,3-Dichloropropene	ND	ug/L	5.0	1		03/13/16 23:49	10061-01-5	
trans-1,3-Dichloropropene	ND	ug/L	5.0	1		03/13/16 23:49	10061-02-6	
Ethylbenzene	ND	ug/L	5.0	1		03/13/16 23:49	100-41-4	
2-Hexanone	ND	ug/L	10.0	1		03/13/16 23:49	591-78-6	
Iodomethane	ND	ug/L	5.0	1		03/13/16 23:49	74-88-4	
Methylene Chloride	ND	ug/L	5.0	1		03/13/16 23:49	75-09-2	
4-Methyl-2-pentanone (MIBK)	ND	ug/L	10.0	1		03/13/16 23:49	108-10-1	
Styrene	ND	ug/L	5.0	1		03/13/16 23:49	100-42-5	
1,1,1,2-Tetrachloroethane	ND	ug/L	5.0	1		03/13/16 23:49	630-20-6	
1,1,2,2-Tetrachloroethane	ND	ug/L	5.0	1		03/13/16 23:49	79-34-5	
Tetrachloroethene	ND	ug/L	5.0	1		03/13/16 23:49	127-18-4	
Toluene	ND	ug/L	5.0	1		03/13/16 23:49	108-88-3	
1,1,1-Trichloroethane	ND	ug/L	5.0	1		03/13/16 23:49	71-55-6	
1,1,2-Trichloroethane	ND	ug/L	5.0	1		03/13/16 23:49	79-00-5	
Trichloroethene	ND	ug/L	5.0	1		03/13/16 23:49	79-01-6	
Trichlorofluoromethane	ND	ug/L	10.0	1		03/13/16 23:49	75-69-4	
1,2,3-Trichloropropane	ND	ug/L	5.0	1		03/13/16 23:49	96-18-4	
Vinyl acetate	ND	ug/L	10.0	1		03/13/16 23:49	108-05-4	
Vinyl chloride	ND	ug/L	2.0	1		03/13/16 23:49	75-01-4	
Xylene (Total)	ND	ug/L	5.0	1		03/13/16 23:49	1330-20-7	
Surrogates								
Dibromofluoromethane (S)	96	%.	84-118	1		03/13/16 23:49	1868-53-7	

REPORT OF LABORATORY ANALYSIS

This report shall not be reproduced, except in full,
without the written consent of Pace Analytical Services, Inc..

Pace Analytical
www.pacelabs.com

Pace Analytical Services, Inc.
Not NELAP Accredited
4860 Blazer Parkway
Dublin, OH 43017
(614)486-5421

Pace Analytical Services, Inc.
7726 Moller Road
Indianapolis, IN 46268
(317)228-3100

ANALYTICAL RESULTS

Project: Bridgeton Landfill 1Q 2016
Pace Project No.: 50139618

Sample: PZ-100-SS **Lab ID: 50139618050** Collected: 03/10/16 10:46 Received: 03/11/16 08:50 Matrix: Water

Parameters	Results	Units	Report Limit	DF	Prepared	Analyzed	CAS No.	Qual
8260 MSV	Analytical Method: EPA 8260							
Surrogates								
4-Bromofluorobenzene (S)	100	%.	79-116	1		03/13/16 23:49	460-00-4	
Toluene-d8 (S)	100	%.	86-110	1		03/13/16 23:49	2037-26-5	
2540C Total Dissolved Solids	Analytical Method: SM 2540C							
Total Dissolved Solids	443	mg/L	10.0	1		03/16/16 07:35		
410.4 COD	Analytical Method: EPA 410.4 Preparation Method: EPA 410.4							
Chemical Oxygen Demand	ND	mg/L	10.0	1	03/18/16 08:34	03/18/16 11:08		
353.2 Nitrogen, NO2/NO3 pres.	Analytical Method: EPA 353.2							
Nitrogen, NO2 plus NO3	ND	mg/L	0.10	1		03/23/16 10:58		
365.1 Total Phosphorus	Analytical Method: EPA 365.1 Preparation Method: EPA 365.1							
Phosphorus	ND	mg/L	0.050	1	03/18/16 10:00	03/21/16 13:19	7723-14-0	
4500 Ammonia Water	Analytical Method: SM 4500-NH3 G							
Nitrogen, Ammonia	ND	mg/L	0.10	1		03/16/16 11:06	7664-41-7	
5310C TOC	Analytical Method: SM 5310C							
Total Organic Carbon	ND	mg/L	1.0	1		03/22/16 01:30	7440-44-0	

Sample: PZ-100-SD **Lab ID: 50139618051** Collected: 03/10/16 11:15 Received: 03/11/16 08:50 Matrix: Water

Parameters	Results	Units	Report Limit	DF	Prepared	Analyzed	CAS No.	Qual
Field Data	Analytical Method:							
Field pH	7.30	Std. Units		1		03/10/16 10:57		
Field Temperature	15.6	deg C		1		03/10/16 10:57		
Field Specific Conductance	610	umhos/cm		1		03/10/16 10:57		
Field Turbidity	0.01	NTU		1		03/10/16 10:57		
Total Well Depth	96.20	feet		1		03/10/16 10:57		
Elevation Water Level	455.20	ft/msl		1		03/10/16 10:57		
Collar Elevation	485.82	ft/msl		1		03/10/16 10:57		
Depth to Water	30.62	feet		1		03/10/16 10:57		
9056 IC Anions	Analytical Method: EPA 9056							
Chloride	1.9	mg/L	0.25	1		03/16/16 05:01	16887-00-6	
Fluoride	2.0	mg/L	0.10	1		03/16/16 05:01	16984-48-8	
Sulfate	11.1	mg/L	0.25	1		03/16/16 05:01	14808-79-8	
6010 MET ICP	Analytical Method: EPA 6010 Preparation Method: EPA 3010							
Barium	293	ug/L	10.0	1	03/15/16 11:40	03/16/16 10:05	7440-39-3	
Boron	ND	ug/L	100	1	03/15/16 11:40	03/16/16 10:05	7440-42-8	

REPORT OF LABORATORY ANALYSIS

This report shall not be reproduced, except in full,
without the written consent of Pace Analytical Services, Inc.

Pace Analytical
www.pacelabs.com

Pace Analytical Services, Inc.
Not NELAP Accredited
4860 Blazer Parkway
Dublin, OH 43017
(614)486-5421

Pace Analytical Services, Inc.
7726 Moller Road
Indianapolis, IN 46268
(317)228-3100

ANALYTICAL RESULTS

Project: Bridgeton Landfill 1Q 2016
Pace Project No.: 50139618

Sample: PZ-100-SD **Lab ID: 50139618051** Collected: 03/10/16 11:15 Received: 03/11/16 08:50 Matrix: Water

Parameters	Results	Units	Report Limit	DF	Prepared	Analyzed	CAS No.	Qual
6010 MET ICP	Analytical Method: EPA 6010 Preparation Method: EPA 3010							
Calcium	**71600**	ug/L	500	1	03/15/16 11:40	03/16/16 10:05	7440-70-2	
Cobalt	ND	ug/L	5.0	1	03/15/16 11:40	03/16/16 10:05	7440-48-4	
Iron	**709**	ug/L	50.0	1	03/15/16 11:40	03/16/16 10:05	7439-89-6	
Magnesium	**34400**	ug/L	500	1	03/15/16 11:40	03/16/16 10:05	7439-95-4	
Manganese	**42.3**	ug/L	5.0	1	03/15/16 11:40	03/16/16 10:05	7439-96-5	
Nickel	ND	ug/L	10.0	1	03/15/16 11:40	03/16/16 10:05	7440-02-0	
Sodium	**7220**	ug/L	1000	1	03/15/16 11:40	03/16/16 10:05	7440-23-5	
Total Hardness by 2340B	**321000**	ug/L	1000	1	03/15/16 11:40	03/16/16 10:05		
Zinc	ND	ug/L	20.0	1	03/15/16 11:40	03/16/16 10:05	7440-66-6	
6020 MET ICPMS	Analytical Method: EPA 6020 Preparation Method: EPA 200.2							
Antimony	ND	ug/L	5.0	1	03/15/16 08:30	03/16/16 00:27	7440-36-0	2d
Arsenic	ND	ug/L	5.0	1	03/15/16 08:30	03/16/16 00:27	7440-38-2	
Beryllium	ND	ug/L	2.0	1	03/15/16 08:30	03/16/16 00:27	7440-41-7	
Cadmium	ND	ug/L	0.20	1	03/15/16 08:30	03/16/16 00:27	7440-43-9	
Chromium	ND	ug/L	5.0	1	03/15/16 08:30	03/16/16 00:27	7440-47-3	
Copper	ND	ug/L	5.0	1	03/15/16 08:30	03/16/16 00:27	7440-50-8	
Lead	ND	ug/L	5.0	1	03/15/16 08:30	03/16/16 00:27	7439-92-1	
Selenium	ND	ug/L	5.0	1	03/15/16 08:30	03/16/16 00:27	7782-49-2	
Silver	ND	ug/L	5.0	1	03/15/16 08:30	03/16/16 00:27	7440-22-4	
Thallium	ND	ug/L	2.0	1	03/15/16 08:30	03/16/16 00:27	7440-28-0	
Vanadium	ND	ug/L	10.0	1	03/15/16 08:30	03/16/16 00:27	7440-62-2	
7470 Mercury	Analytical Method: EPA 7470 Preparation Method: EPA 7470							
Mercury	ND	ug/L	0.20	1	03/23/16 11:46	03/23/16 19:54	7439-97-6	
8260 MSV	Analytical Method: EPA 8260							
Acetone	ND	ug/L	10.0	1		03/14/16 00:15	67-64-1	
Acrylonitrile	ND	ug/L	100	1		03/14/16 00:15	107-13-1	
Benzene	ND	ug/L	5.0	1		03/14/16 00:15	71-43-2	
Bromochloromethane	ND	ug/L	5.0	1		03/14/16 00:15	74-97-5	
Bromodichloromethane	ND	ug/L	5.0	1		03/14/16 00:15	75-27-4	
Bromoform	ND	ug/L	5.0	1		03/14/16 00:15	75-25-2	
Bromomethane	ND	ug/L	10.0	1		03/14/16 00:15	74-83-9	
2-Butanone (MEK)	ND	ug/L	10.0	1		03/14/16 00:15	78-93-3	
Carbon disulfide	ND	ug/L	10.0	1		03/14/16 00:15	75-15-0	
Carbon tetrachloride	ND	ug/L	5.0	1		03/14/16 00:15	56-23-5	
Chlorobenzene	ND	ug/L	5.0	1		03/14/16 00:15	108-90-7	
Chloroethane	ND	ug/L	10.0	1		03/14/16 00:15	75-00-3	
Chloroform	ND	ug/L	5.0	1		03/14/16 00:15	67-66-3	
Chloromethane	ND	ug/L	10.0	1		03/14/16 00:15	74-87-3	
1,2-Dibromo-3-chloropropane	ND	ug/L	5.0	1		03/14/16 00:15	96-12-8	
Dibromochloromethane	ND	ug/L	5.0	1		03/14/16 00:15	124-48-1	
1,2-Dibromoethane (EDB)	ND	ug/L	5.0	1		03/14/16 00:15	106-93-4	
Dibromomethane	ND	ug/L	10.0	1		03/14/16 00:15	74-95-3	
1,2-Dichlorobenzene	ND	ug/L	5.0	1		03/14/16 00:15	95-50-1	

REPORT OF LABORATORY ANALYSIS

This report shall not be reproduced, except in full,
without the written consent of Pace Analytical Services, Inc.

Pace Analytical
www.pacelabs.com

Pace Analytical Services, Inc.
Not NELAP Accredited
4860 Blazer Parkway
Dublin, OH 43017
(614)486-5421

Pace Analytical Services, Inc.
7726 Moller Road
Indianapolis, IN 46268
(317)228-3100

ANALYTICAL RESULTS

Project: Bridgeton Landfill 1Q 2016
Pace Project No.: 50139618

Sample: PZ-100-SD **Lab ID: 50139618051** Collected: 03/10/16 11:15 Received: 03/11/16 08:50 Matrix: Water

Parameters	Results	Units	Report Limit	DF	Prepared	Analyzed	CAS No.	Qual
8260 MSV	Analytical Method: EPA 8260							
1,4-Dichlorobenzene	ND	ug/L	5.0	1		03/14/16 00:15	106-46-7	
trans-1,4-Dichloro-2-butene	ND	ug/L	10.0	1		03/14/16 00:15	110-57-6	
1,1-Dichloroethane	ND	ug/L	5.0	1		03/14/16 00:15	75-34-3	
1,2-Dichloroethane	ND	ug/L	5.0	1		03/14/16 00:15	107-06-2	
1,1-Dichloroethene	ND	ug/L	5.0	1		03/14/16 00:15	75-35-4	
cis-1,2-Dichloroethene	ND	ug/L	5.0	1		03/14/16 00:15	156-59-2	
trans-1,2-Dichloroethene	ND	ug/L	5.0	1		03/14/16 00:15	156-60-5	
1,2-Dichloropropane	ND	ug/L	5.0	1		03/14/16 00:15	78-87-5	
cis-1,3-Dichloropropene	ND	ug/L	5.0	1		03/14/16 00:15	10061-01-5	
trans-1,3-Dichloropropene	ND	ug/L	5.0	1		03/14/16 00:15	10061-02-6	
Ethylbenzene	ND	ug/L	5.0	1		03/14/16 00:15	100-41-4	
2-Hexanone	ND	ug/L	10.0	1		03/14/16 00:15	591-78-6	
Iodomethane	ND	ug/L	5.0	1		03/14/16 00:15	74-88-4	
Methylene Chloride	ND	ug/L	5.0	1		03/14/16 00:15	75-09-2	
4-Methyl-2-pentanone (MIBK)	ND	ug/L	10.0	1		03/14/16 00:15	108-10-1	
Styrene	ND	ug/L	5.0	1		03/14/16 00:15	100-42-5	
1,1,1,2-Tetrachloroethane	ND	ug/L	5.0	1		03/14/16 00:15	630-20-6	
1,1,2,2-Tetrachloroethane	ND	ug/L	5.0	1		03/14/16 00:15	79-34-5	
Tetrachloroethene	ND	ug/L	5.0	1		03/14/16 00:15	127-18-4	
Toluene	ND	ug/L	5.0	1		03/14/16 00:15	108-88-3	
1,1,1-Trichloroethane	ND	ug/L	5.0	1		03/14/16 00:15	71-55-6	
1,1,2-Trichloroethane	ND	ug/L	5.0	1		03/14/16 00:15	79-00-5	
Trichloroethene	ND	ug/L	5.0	1		03/14/16 00:15	79-01-6	
Trichlorofluoromethane	ND	ug/L	10.0	1		03/14/16 00:15	75-69-4	
1,2,3-Trichloropropane	ND	ug/L	5.0	1		03/14/16 00:15	96-18-4	
Vinyl acetate	ND	ug/L	10.0	1		03/14/16 00:15	108-05-4	
Vinyl chloride	ND	ug/L	2.0	1		03/14/16 00:15	75-01-4	
Xylene (Total)	ND	ug/L	5.0	1		03/14/16 00:15	1330-20-7	
Surrogates								
Dibromofluoromethane (S)	97	%.	84-118	1		03/14/16 00:15	1868-53-7	
4-Bromofluorobenzene (S)	100	%.	79-116	1		03/14/16 00:15	460-00-4	
Toluene-d8 (S)	101	%.	86-110	1		03/14/16 00:15	2037-26-5	
2540C Total Dissolved Solids	Analytical Method: SM 2540C							
Total Dissolved Solids	**327**	mg/L	10.0	1		03/16/16 07:36		
410.4 COD	Analytical Method: EPA 410.4 Preparation Method: EPA 410.4							
Chemical Oxygen Demand	ND	mg/L	10.0	1	03/18/16 08:34	03/18/16 11:08		
353.2 Nitrogen, NO2/NO3 pres.	Analytical Method: EPA 353.2							
Nitrogen, NO2 plus NO3	ND	mg/L	0.10	1		03/23/16 10:59		
365.1 Total Phosphorus	Analytical Method: EPA 365.1 Preparation Method: EPA 365.1							
Phosphorus	ND	mg/L	0.050	1	03/18/16 10:00	03/21/16 13:21	7723-14-0	

REPORT OF LABORATORY ANALYSIS

This report shall not be reproduced, except in full,
without the written consent of Pace Analytical Services, Inc..

Pace Analytical
www.pacelabs.com

Pace Analytical Services, Inc.
Not NELAP Accredited
4860 Blazer Parkway
Dublin, OH 43017
(614)486-5421

Pace Analytical Services, Inc.
7726 Moller Road
Indianapolis, IN 46268
(317)228-3100

ANALYTICAL RESULTS

Project: Bridgeton Landfill 1Q 2016
Pace Project No.: 50139618

Sample: PZ-100-SD **Lab ID: 50139618051** Collected: 03/10/16 11:15 Received: 03/11/16 08:50 Matrix: Water

Parameters	Results	Units	Report Limit	DF	Prepared	Analyzed	CAS No.	Qual
4500 Ammonia Water	Analytical Method: SM 4500-NH3 G							
Nitrogen, Ammonia	0.36	mg/L	0.10	1		03/16/16 11:13	7664-41-7	
5310C TOC	Analytical Method: SM 5310C							
Total Organic Carbon	1.2	mg/L	1.0	1		03/22/16 02:01	7440-44-0	

Sample: PZ-100-SD Dup **Lab ID: 50139618052** Collected: 03/10/16 11:15 Received: 03/11/16 08:50 Matrix: Water

Parameters	Results	Units	Report Limit	DF	Prepared	Analyzed	CAS No.	Qual
9056 IC Anions	Analytical Method: EPA 9056							
Chloride	1.9	mg/L	0.25	1		03/16/16 12:50	16887-00-6	
Fluoride	2.1	mg/L	0.10	1		03/16/16 12:50	16984-48-8	
Sulfate	11.1	mg/L	0.25	1		03/16/16 12:50	14808-79-8	
6010 MET ICP	Analytical Method: EPA 6010 Preparation Method: EPA 3010							
Barium	296	ug/L	10.0	1	03/15/16 11:40	03/16/16 10:07	7440-39-3	
Boron	ND	ug/L	100	1	03/15/16 11:40	03/16/16 10:07	7440-42-8	
Calcium	72200	ug/L	500	1	03/15/16 11:40	03/16/16 10:07	7440-70-2	
Cobalt	ND	ug/L	5.0	1	03/15/16 11:40	03/16/16 10:07	7440-48-4	
Iron	748	ug/L	50.0	1	03/15/16 11:40	03/16/16 10:07	7439-89-6	
Magnesium	34700	ug/L	500	1	03/15/16 11:40	03/16/16 10:07	7439-95-4	
Manganese	42.8	ug/L	5.0	1	03/15/16 11:40	03/16/16 10:07	7439-96-5	
Nickel	ND	ug/L	10.0	1	03/15/16 11:40	03/16/16 10:07	7440-02-0	
Sodium	7310	ug/L	1000	1	03/15/16 11:40	03/16/16 10:07	7440-23-5	
Total Hardness by 2340B	323000	ug/L	1000	1	03/15/16 11:40	03/16/16 10:07		
Zinc	ND	ug/L	20.0	1	03/15/16 11:40	03/16/16 10:07	7440-66-6	
6020 MET ICPMS	Analytical Method: EPA 6020 Preparation Method: EPA 200.2							
Antimony	ND	ug/L	5.0	1	03/15/16 08:30	03/16/16 00:32	7440-36-0	2d
Arsenic	ND	ug/L	5.0	1	03/15/16 08:30	03/16/16 00:32	7440-38-2	
Beryllium	ND	ug/L	2.0	1	03/15/16 08:30	03/16/16 00:32	7440-41-7	
Cadmium	ND	ug/L	0.20	1	03/15/16 08:30	03/16/16 00:32	7440-43-9	
Chromium	ND	ug/L	5.0	1	03/15/16 08:30	03/16/16 00:32	7440-47-3	
Copper	ND	ug/L	5.0	1	03/15/16 08:30	03/16/16 00:32	7440-50-8	
Lead	ND	ug/L	5.0	1	03/15/16 08:30	03/16/16 00:32	7439-92-1	
Selenium	ND	ug/L	5.0	1	03/15/16 08:30	03/16/16 00:32	7782-49-2	
Silver	ND	ug/L	5.0	1	03/15/16 08:30	03/16/16 00:32	7440-22-4	
Thallium	ND	ug/L	2.0	1	03/15/16 08:30	03/16/16 00:32	7440-28-0	
Vanadium	ND	ug/L	10.0	1	03/15/16 08:30	03/16/16 00:32	7440-62-2	
7470 Mercury	Analytical Method: EPA 7470 Preparation Method: EPA 7470							
Mercury	ND	ug/L	0.20	1	03/23/16 11:46	03/23/16 19:56	7439-97-6	
8260 MSV	Analytical Method: EPA 8260							
Acetone	ND	ug/L	10.0	1		03/15/16 01:31	67-64-1	

REPORT OF LABORATORY ANALYSIS

This report shall not be reproduced, except in full,
without the written consent of Pace Analytical Services, Inc..

Pace Analytical®
www.pacelabs.com

Pace Analytical Services, Inc.
Not NELAP Accredited
4860 Blazer Parkway
Dublin, OH 43017
(614)486-5421

Pace Analytical Services, Inc.
7726 Moller Road
Indianapolis, IN 46268
(317)228-3100

ANALYTICAL RESULTS

Project: Bridgeton Landfill 1Q 2016
Pace Project No.: 50139618

Sample: PZ-100-SD Dup **Lab ID: 50139618052** Collected: 03/10/16 11:15 Received: 03/11/16 08:50 Matrix: Water

Parameters	Results	Units	Report Limit	DF	Prepared	Analyzed	CAS No	Qual
8260 MSV	Analytical Method: EPA 8260							
Acrylonitrile	ND	ug/L	100	1		03/15/16 01:31	107-13-1	
Benzene	ND	ug/L	5.0	1		03/15/16 01:31	71-43-2	
Bromochloromethane	ND	ug/L	5.0	1		03/15/16 01:31	74-97-5	
Bromodichloromethane	ND	ug/L	5.0	1		03/15/16 01:31	75-27-4	
Bromoform	ND	ug/L	5.0	1		03/15/16 01:31	75-25-2	
Bromomethane	ND	ug/L	10.0	1		03/15/16 01:31	74-83-9	
2-Butanone (MEK)	ND	ug/L	10.0	1		03/15/16 01:31	78-93-3	
Carbon disulfide	ND	ug/L	10.0	1		03/15/16 01:31	75-15-0	
Carbon tetrachloride	ND	ug/L	5.0	1		03/15/16 01:31	56-23-5	
Chlorobenzene	ND	ug/L	5.0	1		03/15/16 01:31	108-90-7	
Chloroethane	ND	ug/L	10.0	1		03/15/16 01:31	75-00-3	
Chloroform	ND	ug/L	5.0	1		03/15/16 01:31	67-66-3	
Chloromethane	ND	ug/L	10.0	1		03/15/16 01:31	74-87-3	
1,2-Dibromo-3-chloropropane	ND	ug/L	5.0	1		03/15/16 01:31	96-12-8	
Dibromochloromethane	ND	ug/L	5.0	1		03/15/16 01:31	124-48-1	
1,2-Dibromoethane (EDB)	ND	ug/L	5.0	1		03/15/16 01:31	106-93-4	
Dibromomethane	ND	ug/L	10.0	1		03/15/16 01:31	74-95-3	
1,2-Dichlorobenzene	ND	ug/L	5.0	1		03/15/16 01:31	95-50-1	
1,4-Dichlorobenzene	ND	ug/L	5.0	1		03/15/16 01:31	106-46-7	
trans-1,4-Dichloro-2-butene	ND	ug/L	10.0	1		03/15/16 01:31	110-57-6	
1,1-Dichloroethane	ND	ug/L	5.0	1		03/15/16 01:31	75-34-3	
1,2-Dichloroethane	ND	ug/L	5.0	1		03/15/16 01:31	107-06-2	
1,1-Dichloroethene	ND	ug/L	5.0	1		03/15/16 01:31	75-35-4	
cis-1,2-Dichloroethene	ND	ug/L	5.0	1		03/15/16 01:31	156-59-2	
trans-1,2-Dichloroethene	ND	ug/L	5.0	1		03/15/16 01:31	156-60-5	
1,2-Dichloropropane	ND	ug/L	5.0	1		03/15/16 01:31	78-87-5	
cis-1,3-Dichloropropene	ND	ug/L	5.0	1		03/15/16 01:31	10061-01-5	
trans-1,3-Dichloropropene	ND	ug/L	5.0	1		03/15/16 01:31	10061-02-6	
Ethylbenzene	ND	ug/L	5.0	1		03/15/16 01:31	100-41-4	
2-Hexanone	ND	ug/L	10.0	1		03/15/16 01:31	591-78-6	
Iodomethane	ND	ug/L	5.0	1		03/15/16 01:31	74-88-4	
Methylene Chloride	ND	ug/L	5.0	1		03/15/16 01:31	75-09-2	
4-Methyl-2-pentanone (MIBK)	ND	ug/L	10.0	1		03/15/16 01:31	108-10-1	
Styrene	ND	ug/L	5.0	1		03/15/16 01:31	100-42-5	
1,1,1,2-Tetrachloroethane	ND	ug/L	5.0	1		03/15/16 01:31	630-20-6	
1,1,2,2-Tetrachloroethane	ND	ug/L	5.0	1		03/15/16 01:31	79-34-5	
Tetrachloroethene	ND	ug/L	5.0	1		03/15/16 01:31	127-18-4	
Toluene	ND	ug/L	5.0	1		03/15/16 01:31	108-88-3	
1,1,1-Trichloroethane	ND	ug/L	5.0	1		03/15/16 01:31	71-55-6	
1,1,2-Trichloroethane	ND	ug/L	5.0	1		03/15/16 01:31	79-00-5	
Trichloroethene	ND	ug/L	5.0	1		03/15/16 01:31	79-01-6	
Trichlorofluoromethane	ND	ug/L	10.0	1		03/15/16 01:31	75-69-4	
1,2,3-Trichloropropane	ND	ug/L	5.0	1		03/15/16 01:31	96-18-4	
Vinyl acetate	ND	ug/L	10.0	1		03/15/16 01:31	108-05-4	
Vinyl chloride	ND	ug/L	2.0	1		03/15/16 01:31	75-01-4	
Xylene (Total)	ND	ug/L	5.0	1		03/15/16 01:31	1330-20-7	

REPORT OF LABORATORY ANALYSIS

This report shall not be reproduced, except in full,
without the written consent of Pace Analytical Services, Inc..

Pace Analytical
www.pacelabs.com

Pace Analytical Services, Inc.
Not NELAP Accredited
4860 Blazer Parkway
Dublin, OH 43017
(614)486-5421

Pace Analytical Services, Inc.
7726 Moller Road
Indianapolis, IN 46268
(317)228-3100

ANALYTICAL RESULTS

Project: Bridgeton Landfill 1Q 2016
Pace Project No.: 50139618

Sample: PZ-100-SD Dup **Lab ID: 50139618052** Collected: 03/10/16 11:15 Received: 03/11/16 08:50 Matrix: Water

Parameters	Results	Units	Report Limit	DF	Prepared	Analyzed	CAS No.	Qual
8260 MSV	Analytical Method: EPA 8260							
Surrogates								
Dibromofluoromethane (S)	100	%.	84-118	1		03/15/16 01:31	1868-53-7	
4-Bromofluorobenzene (S)	98	%.	79-116	1		03/15/16 01:31	460-00-4	
Toluene-d8 (S)	99	%.	86-110	1		03/15/16 01:31	2037-26-5	
2540C Total Dissolved Solids	Analytical Method: SM 2540C							
Total Dissolved Solids	**325**	mg/L	10.0	1		03/16/16 07:36		
410.4 COD	Analytical Method: EPA 410.4 Preparation Method: EPA 410.4							
Chemical Oxygen Demand	ND	mg/L	10.0	1	03/18/16 08:34	03/18/16 11:08		
353.2 Nitrogen, NO2/NO3 pres.	Analytical Method: EPA 353.2							
Nitrogen, NO2 plus NO3	ND	mg/L	0.10	1		03/23/16 11:00		
365.1 Total Phosphorus	Analytical Method: EPA 365.1 Preparation Method: EPA 365.1							
Phosphorus	ND	mg/L	0.050	1	03/18/16 10:00	03/21/16 13:21	7723-14-0	
4500 Ammonia Water	Analytical Method: SM 4500-NH3 G							
Nitrogen, Ammonia	**0.35**	mg/L	0.10	1		03/16/16 11:14	7664-41-7	
5310C TOC	Analytical Method: SM 5310C							
Total Organic Carbon	1.2	mg/L	1.0	1		03/22/16 02:32	7440-44-0	

Sample: Trip Blank #4 **Lab ID: 50139618053** Collected: 03/10/16 08:00 Received: 03/11/16 08:50 Matrix: Water

Parameters	Results	Units	Report Limit	DF	Prepared	Analyzed	CAS No.	Qual
8260 MSV	Analytical Method: EPA 8260							
Acetone	ND	ug/L	10.0	1		03/14/16 03:15	67-64-1	
Acrylonitrile	ND	ug/L	100	1		03/14/16 03:15	107-13-1	
Benzene	ND	ug/L	5.0	1		03/14/16 03:15	71-43-2	
Bromochloromethane	ND	ug/L	5.0	1		03/14/16 03:15	74-97-5	
Bromodichloromethane	ND	ug/L	5.0	1		03/14/16 03:15	75-27-4	
Bromoform	ND	ug/L	5.0	1		03/14/16 03:15	75-25-2	
Bromomethane	ND	ug/L	10.0	1		03/14/16 03:15	74-83-9	
2-Butanone (MEK)	ND	ug/L	10.0	1		03/14/16 03:15	78-93-3	
n-Butyl chloride	ND	ug/L	5.0	1		03/14/16 03:15	109-69-3	
Carbon disulfide	ND	ug/L	10.0	1		03/14/16 03:15	75-15-0	
Carbon tetrachloride	ND	ug/L	5.0	1		03/14/16 03:15	56-23-5	
Chlorobenzene	ND	ug/L	5.0	1		03/14/16 03:15	108-90-7	
Chloroethane	ND	ug/L	10.0	1		03/14/16 03:15	75-00-3	
Chloroform	ND	ug/L	5.0	1		03/14/16 03:15	67-66-3	
Chloromethane	ND	ug/L	10.0	1		03/14/16 03:15	74-87-3	
1,2-Dibromo-3-chloropropane	ND	ug/L	5.0	1		03/14/16 03:15	96-12-8	
Dibromochloromethane	ND	ug/L	5.0	1		03/14/16 03:15	124-48-1	

REPORT OF LABORATORY ANALYSIS

This report shall not be reproduced, except in full,
without the written consent of Pace Analytical Services, Inc..

Pace Analytical
www.pacelabs.com

Pace Analytical Services, Inc.
Not NELAP Accredited
4860 Blazer Parkway
Dublin, OH 43017
(614)486-5421

Pace Analytical Services, Inc.
7726 Moller Road
Indianapolis, IN 46268
(317)228-3100

ANALYTICAL RESULTS

Project: Bridgeton Landfill 1Q 2016
Pace Project No.: 50139618

Sample: Trip Blank #4 **Lab ID: 50139618053** Collected: 03/10/16 08:00 Received: 03/11/16 08:50 Matrix: Water

Parameters	Results	Units	Report Limit	DF	Prepared	Analyzed	CAS No.	Qual
8260 MSV	Analytical Method: EPA 8260							
1,2-Dibromoethane (EDB)	ND	ug/L	5.0	1		03/14/16 03:15	106-93-4	
Dibromomethane	ND	ug/L	10.0	1		03/14/16 03:15	74-95-3	
1,2-Dichlorobenzene	ND	ug/L	5.0	1		03/14/16 03:15	95-50-1	
1,4-Dichlorobenzene	ND	ug/L	5.0	1		03/14/16 03:15	106-46-7	
trans-1,4-Dichloro-2-butene	ND	ug/L	10.0	1		03/14/16 03:15	110-57-6	
1,1-Dichloroethane	ND	ug/L	5.0	1		03/14/16 03:15	75-34-3	
1,2-Dichloroethane	ND	ug/L	5.0	1		03/14/16 03:15	107-06-2	
1,1-Dichloroethene	ND	ug/L	5.0	1		03/14/16 03:15	75-35-4	
cis-1,2-Dichloroethene	ND	ug/L	5.0	1		03/14/16 03:15	156-59-2	
trans-1,2-Dichloroethene	ND	ug/L	5.0	1		03/14/16 03:15	156-60-5	
1,2-Dichloropropane	ND	ug/L	5.0	1		03/14/16 03:15	78-87-5	
cis-1,3-Dichloropropene	ND	ug/L	5.0	1		03/14/16 03:15	10061-01-5	
trans-1,3-Dichloropropene	ND	ug/L	5.0	1		03/14/16 03:15	10061-02-6	
Ethylbenzene	ND	ug/L	5.0	1		03/14/16 03:15	100-41-4	
2-Hexanone	ND	ug/L	10.0	1		03/14/16 03:15	591-78-6	
Iodomethane	ND	ug/L	5.0	1		03/14/16 03:15	74-88-4	
Methylene Chloride	ND	ug/L	5.0	1		03/14/16 03:15	75-09-2	
4-Methyl-2-pentanone (MIBK)	ND	ug/L	10.0	1		03/14/16 03:15	108-10-1	
Styrene	ND	ug/L	5.0	1		03/14/16 03:15	100-42-5	
1,1,1,2-Tetrachloroethane	ND	ug/L	5.0	1		03/14/16 03:15	630-20-6	
1,1,2,2-Tetrachloroethane	ND	ug/L	5.0	1		03/14/16 03:15	79-34-5	
Tetrachloroethene	ND	ug/L	5.0	1		03/14/16 03:15	127-18-4	
Toluene	ND	ug/L	5.0	1		03/14/16 03:15	108-88-3	
1,1,1-Trichloroethane	ND	ug/L	5.0	1		03/14/16 03:15	71-55-6	
1,1,2-Trichloroethane	ND	ug/L	5.0	1		03/14/16 03:15	79-00-5	
Trichloroethene	ND	ug/L	5.0	1		03/14/16 03:15	79-01-6	
Trichlorofluoromethane	ND	ug/L	10.0	1		03/14/16 03:15	75-69-4	
1,2,3-Trichloropropane	ND	ug/L	5.0	1		03/14/16 03:15	96-18-4	
Vinyl acetate	ND	ug/L	10.0	1		03/14/16 03:15	108-05-4	
Vinyl chloride	ND	ug/L	2.0	1		03/14/16 03:15	75-01-4	
Xylene (Total)	ND	ug/L	5.0	1		03/14/16 03:15	1330-20-7	
Surrogates								
Dibromofluoromethane (S)	95	%.	84-118	1		03/14/16 03:15	1868-53-7	
4-Bromofluorobenzene (S)	99	%.	79-116	1		03/14/16 03:15	460-00-4	
Toluene-d8 (S)	100	%.	86-110	1		03/14/16 03:15	2037-26-5	

REPORT OF LABORATORY ANALYSIS

This report shall not be reproduced, except in full,
without the written consent of Pace Analytical Services, Inc..

Pace Analytical
www.pacelabs.com

Pace Analytical Services, Inc.
Not NELAP Accredited
4860 Blazer Parkway
Dublin, OH 43017
(614)486-5421

Pace Analytical Services, Inc.
7726 Moller Road
Indianapolis, IN 46268
(317)228-3100

QUALITY CONTROL DATA

Project: Bridgeton Landfill 1Q 2016
Pace Project No.: 50139618

QC Batch: GCSV/18735 Analysis Method: EPA 300.0
QC Batch Method: EPA 300.0 Analysis Description: 300.0 IC Anions
Associated Lab Samples: 50139618006, 50139618007, 50139618008, 50139618009, 50139618010, 50139618011, 50139618012, 50139618014, 50139618015, 50139618016, 50139618017, 50139618018, 50139618019, 50139618020

METHOD BLANK: 1491646 Matrix: Water
Associated Lab Samples: 50139618006, 50139618007, 50139618008, 50139618009, 50139618010, 50139618011, 50139618012, 50139618014, 50139618015, 50139618016, 50139618017, 50139618018, 50139618019, 50139618020

Parameter	Units	Blank Result	Reporting Limit	Analyzed	Qualifiers
Chloride	mg/L	ND	0.25	03/07/16 15:01	
Fluoride	mg/L	ND	0.10	03/07/16 15:01	
Sulfate	mg/L	ND	0.25	03/07/16 15:01	

LABORATORY CONTROL SAMPLE: 1491647

Parameter	Units	Spike Conc.	LCS Result	LCS % Rec	% Rec Limits	Qualifiers
Chloride	mg/L	1.2	1.3	107	90-110	
Fluoride	mg/L	.5	0.48	97	90-110	
Sulfate	mg/L	2.5	2.6	105	90-110	

MATRIX SPIKE & MATRIX SPIKE DUPLICATE: 1491648 1491649

Parameter	Units	50139618006 Result	MS Spike Conc.	MSD Spike Conc.	MS Result	MSD Result	MS % Rec	MSD % Rec	% Rec Limits	RPD	Max RPD	Qual
Chloride	mg/L	66.4	12.5	12.5	78.6	78.8	98	99	80-120	0	15	
Fluoride	mg/L	0.36	.5	.5	0.94	0.90	114	107	80-120	4	15	
Sulfate	mg/L	62.5	25	25	90.2	90.3	111	111	80-120	0	15	

MATRIX SPIKE & MATRIX SPIKE DUPLICATE: 1491650 1491651

Parameter	Units	50139618020 Result	MS Spike Conc.	MSD Spike Conc.	MS Result	MSD Result	MS % Rec	MSD % Rec	% Rec Limits	RPD	Max RPD	Qual
Chloride	mg/L	318	125	125	447	448	103	103	80-120	0	15	
Fluoride	mg/L	0.16	.5	5	0.58	0.59	83	86	80-120	2	15	
Sulfate	mg/L	59.9	25	25	87.9	88.1	112	113	80-120	0	15	

Results presented on this page are in the units indicated by the "Units" column except where an alternate unit is presented to the right of the result.

REPORT OF LABORATORY ANALYSIS

This report shall not be reproduced, except in full,
without the written consent of Pace Analytical Services, Inc..

Pace Analytical
www.pacelabs.com

Pace Analytical Services, Inc.
Not NELAP Accredited
4860 Blazer Parkway
Dublin, OH 43017
(614)486-5421

Pace Analytical Services, Inc.
7726 Moller Road
Indianapolis, IN 46268
(317)228-3100

QUALITY CONTROL DATA

Project: Bridgeton Landfill 1Q 2016
Pace Project No.: 50139618

QC Batch: GCSV/18772 Analysis Method: EPA 300.0
QC Batch Method: EPA 300.0 Analysis Description: 300.0 IC Anions
Associated Lab Samples: 50139618022, 50139618023, 50139618024, 50139618025, 50139618026, 50139618028, 50139618030, 50139618031, 50139618032

METHOD BLANK: 1493666 Matrix: Water
Associated Lab Samples: 50139618022, 50139618023, 50139618024, 50139618025, 50139618026, 50139618028, 50139618030, 50139618031, 50139618032

Parameter	Units	Blank Result	Reporting Limit	Analyzed	Qualifiers
Chloride	mg/L	ND	0.25	03/11/16 15:59	
Fluoride	mg/L	ND	0.10	03/11/16 15:59	
Sulfate	mg/L	ND	0.25	03/11/16 15:59	

LABORATORY CONTROL SAMPLE: 1493667

Parameter	Units	Spike Conc.	LCS Result	LCS % Rec	% Rec Limits	Qualifiers
Chloride	mg/L	1.2	1.4	109	90-110	
Fluoride	mg/L	.5	0.53	107	90-110	
Sulfate	mg/L	2.5	2.7	109	90-110	

MATRIX SPIKE & MATRIX SPIKE DUPLICATE: 1493668 1493669

Parameter	Units	50139820002 Result	MS Spike Conc.	MSD Spike Conc.	MS Result	MSD Result	MS % Rec	MSD % Rec	% Rec Limits	RPD	Max RPD	Qual
Chloride	mg/L	177	125	125	311	311	107	107	80-120	0	15	
Fluoride	mg/L	1.7	.5	.5	2.2	2.2	103	103	80-120	0	15	
Sulfate	mg/L	387	250	250	679	680	117	117	80-120	0	15	

MATRIX SPIKE & MATRIX SPIKE DUPLICATE: 1493671 1493672

Parameter	Units	50139618032 Result	MS Spike Conc.	MSD Spike Conc.	MS Result	MSD Result	MS % Rec	MSD % Rec	% Rec Limits	RPD	Max RPD	Qual
Chloride	mg/L	692	125	125	839	837	117	116	80-120	0	15	
Fluoride	mg/L	ND	.5	.5	0.48	0.45	95	90	80-120	6	15	
Sulfate	mg/L	55.2	25	25	84.7	84.9	118	119	80-120	0	15	

Results presented on this page are in the units indicated by the "Units" column except where an alternate unit is presented to the right of the result.

REPORT OF LABORATORY ANALYSIS

This report shall not be reproduced, except in full,
without the written consent of Pace Analytical Services, Inc..

Pace Analytical
www.pacelabs.com

Pace Analytical Services, Inc.
Not NELAP Accredited
4860 Blazer Parkway
Dublin, OH 43017
(614)486-5421

Pace Analytical Services, Inc.
7726 Moller Road
Indianapolis, IN 46268
(317)228-3100

QUALITY CONTROL DATA

Project: Bridgeton Landfill 1Q 2016
Pace Project No.: 50139618

QC Batch: GCSV/18833
QC Batch Method: EPA 300.0
Analysis Method: EPA 300.0
Analysis Description: 300.0 IC Anions
Associated Lab Samples: 50139618037

METHOD BLANK: 1497271
Matrix: Water
Associated Lab Samples: 50139618037

Parameter	Units	Blank Result	Reporting Limit	Analyzed	Qualifiers
Chloride	mg/L	ND	0.25	03/16/16 06:12	
Fluoride	mg/L	ND	0.10	03/16/16 06:12	
Sulfate	mg/L	ND	0.25	03/16/16 06:12	

LABORATORY CONTROL SAMPLE: 1497272

Parameter	Units	Spike Conc.	LCS Result	LCS % Rec	% Rec Limits	Qualifiers
Chloride	mg/L	1.2	1.3	105	90-110	
Fluoride	mg/L	.5	0.55	109	90-110	
Sulfate	mg/L	2.5	2.7	110	90-110	

MATRIX SPIKE & MATRIX SPIKE DUPLICATE: 1497459 1497460

Parameter	Units	50140265001 Result	MS Spike Conc.	MSD Spike Conc.	MS Result	MSD Result	MS % Rec	MSD % Rec	% Rec Limits	RPD	Max RPD	Qual
Chloride	mg/L	1.7	1.2	1.2	2.8	2.7	83	82	80-120	0	15	
Fluoride	mg/L	0.055J	.5	.5	0.51	0.51	91	90	80-120	1	15	
Sulfate	mg/L	5.6	2.5	2.5	8.3	8.2	107	106	80-120	0	15	

Results presented on this page are in the units indicated by the "Units" column except where an alternate unit is presented to the right of the result.

REPORT OF LABORATORY ANALYSIS

This report shall not be reproduced, except in full,
without the written consent of Pace Analytical Services, Inc..

Pace Analytical
www.pacelabs.com

Pace Analytical Services, Inc.
Not NELAP Accredited
4860 Blazer Parkway
Dublin, OH 43017
(614)486-5421

Pace Analytical Services, Inc.
7726 Moller Road
Indianapolis, IN 46268
(317)228-3100

QUALITY CONTROL DATA

Project: Bridgeton Landfill 1Q 2016
Pace Project No.: 50139618

QC Batch: GCSV/18819 Analysis Method: EPA 9056
QC Batch Method: EPA 9056 Analysis Description: 9056 IC Anions
Associated Lab Samples: 50139618038, 50139618039, 50139618047, 50139618048, 50139618049, 50139618050, 50139618051, 50139618052

METHOD BLANK: 1496241 Matrix: Water
Associated Lab Samples: 50139618038, 50139618039, 50139618047, 50139618048, 50139618049, 50139618050, 50139618051, 50139618052

Parameter	Units	Blank Result	Reporting Limit	Analyzed	Qualifiers
Chloride	mg/L	ND	0.25	03/15/16 21:52	
Fluoride	mg/L	ND	0.10	03/15/16 21:52	
Sulfate	mg/L	ND	0.25	03/15/16 21:52	

LABORATORY CONTROL SAMPLE: 1496242

Parameter	Units	Spike Conc.	LCS Result	LCS % Rec	% Rec Limits	Qualifiers
Chloride	mg/L	1.2	1.3	105	80-120	
Fluoride	mg/L	.5	0.54	109	80-120	
Sulfate	mg/L	2.5	2.8	110	80-120	

MATRIX SPIKE & MATRIX SPIKE DUPLICATE: 1496243 1496244

Parameter	Units	50139618038 Result	MS Spike Conc.	MSD Spike Conc.	MS Result	MSD Result	MS % Rec	MSD % Rec	% Rec Limits	RPD	Max RPD	Qual
Chloride	mg/L	519	125	125	655	656	109	110	80-120	0	15	
Fluoride	mg/L	0.21	.5	.5	0.63	0.63	83	83	80-120	0	15	
Sulfate	mg/L	4.0	2.5	2.5	6.8	6.7	112	106	80-120	2	15	

Results presented on this page are in the units indicated by the "Units" column except where an alternate unit is presented to the right of the result.

REPORT OF LABORATORY ANALYSIS

This report shall not be reproduced, except in full,
without the written consent of Pace Analytical Services, Inc..

Pace Analytical®
www.pacelabs.com

Pace Analytical Services, Inc.
Not NELAP Accredited
4860 Blazer Parkway
Dublin, OH 43017
(614)486-5421

Pace Analytical Services, Inc.
7726 Moller Road
Indianapolis, IN 46268
(317)228-3100

QUALITY CONTROL DATA

Project: Bridgeton Landfill 1Q 2016
Pace Project No.: 50139618

QC Batch: MERP/7525 Analysis Method: EPA 7470
QC Batch Method: EPA 7470 Analysis Description: 7470 Mercury
Associated Lab Samples: 50139618006, 50139618007, 50139618008, 50139618009, 50139618010, 50139618011, 50139618012, 50139618014, 50139618015, 50139618016, 50139618017, 50139618018, 50139618019, 50139618020

METHOD BLANK: 1493083 Matrix: Water
Associated Lab Samples: 50139618006, 50139618007, 50139618008, 50139618009, 50139618010, 50139618011, 50139618012, 50139618014, 50139618015, 50139618016, 50139618017, 50139618018, 50139618019, 50139618020

Parameter	Units	Blank Result	Reporting Limit	Analyzed	Qualifiers
Mercury	ug/L	ND	0.20	03/23/16 18:05	

LABORATORY CONTROL SAMPLE: 1493084

Parameter	Units	Spike Conc.	LCS Result	LCS % Rec	% Rec Limits	Qualifiers
Mercury	ug/L	5	5.3	105	80-120	

MATRIX SPIKE & MATRIX SPIKE DUPLICATE: 1493085 1493086

Parameter	Units	50139618002 Result	MS Spike Conc.	MSD Spike Conc.	MS Result	MSD Result	MS % Rec	MSD % Rec	% Rec Limits	RPD	Max RPD	Qual
Mercury	ug/L	ND	5	5	4.9	4.8	98	97	75-125	1	20	

Results presented on this page are in the units indicated by the "Units" column except where an alternate unit is presented to the right of the result.

REPORT OF LABORATORY ANALYSIS

This report shall not be reproduced, except in full,
without the written consent of Pace Analytical Services, Inc..

Pace Analytical
www.pacelabs.com

Pace Analytical Services, Inc.
Not NELAP Accredited
4860 Blazer Parkway
Dublin, OH 43017
(614)486-5421

Pace Analytical Services, Inc.
7726 Moller Road
Indianapolis, IN 46268
(317)228-3100

QUALITY CONTROL DATA

Project: Bridgeton Landfill 1Q 2016
Pace Project No.: 50139618

QC Batch: MERP/7541 Analysis Method: EPA 7470
QC Batch Method: EPA 7470 Analysis Description: 7470 Mercury
Associated Lab Samples: 50139618022, 50139618023, 50139618024, 50139618025, 50139618026, 50139618027, 50139618030, 50139618031, 50139618032, 50139618037, 50139618038, 50139618039, 50139618047, 50139618048, 50139618049, 50139618050, 50139618051, 50139618052

METHOD BLANK: 1497312 Matrix: Water
Associated Lab Samples: 50139618022, 50139618023, 50139618024, 50139618025, 50139618026, 50139618027, 50139618030, 50139618031, 50139618032, 50139618037, 50139618038, 50139618039, 50139618047, 50139618048, 50139618049, 50139618050, 50139618051, 50139618052

Parameter	Units	Blank Result	Reporting Limit	Analyzed	Qualifiers
Mercury	ug/L	ND	0.20	03/23/16 19:02	

LABORATORY CONTROL SAMPLE: 1497313

Parameter	Units	Spike Conc.	LCS Result	LCS % Rec	% Rec Limits	Qualifiers
Mercury	ug/L	5	5.4	108	80-120	

MATRIX SPIKE & MATRIX SPIKE DUPLICATE: 1497314 1497315

Parameter	Units	50139618026 Result	MS Spike Conc.	MSD Spike Conc.	MS Result	MSD Result	MS % Rec	MSD % Rec	% Rec Limits	RPD	Max RPD	Qual
Mercury	ug/L	ND	5	5	5.4	5.3	108	106	75-125	2	20	

Results presented on this page are in the units indicated by the "Units" column except where an alternate unit is presented to the right of the result.

REPORT OF LABORATORY ANALYSIS

This report shall not be reproduced, except in full,
without the written consent of Pace Analytical Services, Inc..

Pace Analytical
www.pacelabs.com

Pace Analytical Services, Inc.
Not NELAP Accredited
4860 Blazer Parkway
Dublin, OH 43017
(614)486-5421

Pace Analytical Services, Inc.
7726 Moller Road
Indianapolis, IN 46268
(317)228-3100

QUALITY CONTROL DATA

Project: Bridgeton Landfill 1Q 2016
Pace Project No.: 50139618

QC Batch: MPRP/19953 Analysis Method: EPA 6010
QC Batch Method: EPA 3010 Analysis Description: 6010 MET
Associated Lab Samples: 50139618006, 50139618007, 50139618008, 50139618009, 50139618010, 50139618011, 50139618012

METHOD BLANK: 1489704 Matrix: Water
Associated Lab Samples: 50139618006, 50139618007, 50139618008, 50139618009, 50139618010, 50139618011, 50139618012

Parameter	Units	Blank Result	Reporting Limit	Analyzed	Qualifiers
Barium	ug/L	ND	10.0	03/10/16 12:04	
Boron	ug/L	ND	100	03/10/16 12:04	
Calcium	ug/L	ND	500	03/10/16 12:04	
Cobalt	ug/L	ND	5.0	03/10/16 12:04	
Iron	ug/L	ND	50.0	03/10/16 14:07	
Magnesium	ug/L	ND	500	03/10/16 12:04	
Manganese	ug/L	ND	5.0	03/10/16 12:04	
Nickel	ug/L	ND	10.0	03/10/16 12:04	
Sodium	ug/L	ND	1000	03/10/16 12:04	
Total Hardness by 2340B	ug/L	ND	1000	03/10/16 12:04	
Zinc	ug/L	ND	20.0	03/10/16 12:04	

LABORATORY CONTROL SAMPLE: 1489705

Parameter	Units	Spike Conc.	LCS Result	LCS % Rec	% Rec Limits	Qualifiers
Barium	ug/L	1000	985	99	80-120	
Boron	ug/L	1000	1000	100	80-120	
Calcium	ug/L	10000	9920	99	80-120	
Cobalt	ug/L	1000	971	97	80-120	
Iron	ug/L	10000	9690	97	80-120	
Magnesium	ug/L	10000	9730	97	80-120	
Manganese	ug/L	1000	975	98	80-120	
Nickel	ug/L	1000	1010	101	80-120	
Sodium	ug/L	10000	9940	99	80-120	
Total Hardness by 2340B	ug/L	66200	64800	98	80-120	
Zinc	ug/L	1000	996	100	80-120	

MATRIX SPIKE & MATRIX SPIKE DUPLICATE: 1489706 1489707

Parameter	Units	50139520005 Result	MS Spike Conc.	MSD Spike Conc.	MS Result	MSD Result	MS % Rec	MSD % Rec	% Rec Limits	RPD	Max RPD	Qual
Barium	ug/L	0.067 mg/L	1000	1000	1030	1010	96	94	75-125	2	20	
Boron	ug/L	0.55 mg/L	1000	1000	1560	1530	101	98	75-125	2	20	
Calcium	ug/L	18.7 mg/L	10000	10000	28800	28100	101	94	75-125	3	20	
Cobalt	ug/L	ND	1000	1000	946	938	95	94	75-125	1	20	
Iron	ug/L	0.39 mg/L	10000	10000	10000	9860	96	95	75-125	1	20	
Magnesium	ug/L	8.5 mg/L	10000	10000	18000	17600	95	92	75-125	2	20	

Results presented on this page are in the units indicated by the "Units" column except where an alternate unit is presented to the right of the result.

REPORT OF LABORATORY ANALYSIS

This report shall not be reproduced, except in full,
without the written consent of Pace Analytical Services, Inc..

Pace Analytical®
www.pacelabs.com

Pace Analytical Services, Inc.
Not NELAP Accredited
4860 Blazer Parkway
Dublin, OH 43017
(614)486-5421

Pace Analytical Services, Inc.
7726 Moller Road
Indianapolis, IN 46268
(317)228-3100

QUALITY CONTROL DATA

Project: Bridgeton Landfill 1Q 2016
Pace Project No.: 50139618

MATRIX SPIKE & MATRIX SPIKE DUPLICATE: 1489706 1489707

Parameter	Units	50139520005 Result	MS Spike Conc.	MSD Spike Conc.	MS Result	MSD Result	MS % Rec	MSD % Rec	% Rec Limits	RPD	Max RPD	Qual
Manganese	ug/L	0.067 mg/L	1000	1000	1020	1010	95	94	75-125	1	20	
Nickel	ug/L	ND	1000	1000	985	977	99	98	75-125	1	20	
Sodium	ug/L	72.5 mg/L	10000	10000	82500	79300	101	68	75-125	4	20	P6
Total Hardness by 2340B	ug/L	81.6 mg/L	66200	66200	146000	143000	98	93	75-125	2	20	
Zinc	ug/L	ND	1000	1000	984	978	98	98	75-125	1	20	

Results presented on this page are in the units indicated by the "Units" column except where an alternate unit is presented to the right of the result.

REPORT OF LABORATORY ANALYSIS

This report shall not be reproduced, except in full,
without the written consent of Pace Analytical Services, Inc..

Pace Analytical
www.pacelabs.com

Pace Analytical Services, Inc.
Not NELAP Accredited
4860 Blazer Parkway
Dublin, OH 43017
(614)486-5421

Pace Analytical Services, Inc.
7726 Moller Road
Indianapolis, IN 46268
(317)228-3100

QUALITY CONTROL DATA

Project: Bridgeton Landfill 1Q 2016
Pace Project No.: 50139618

QC Batch: MPRP/20008 Analysis Method: EPA 6010
QC Batch Method: EPA 3010 Analysis Description: 6010 MET
Associated Lab Samples: 50139618014, 50139618015, 50139618016, 50139618017, 50139618018, 50139618019, 50139618020

METHOD BLANK: 1492919 Matrix: Water
Associated Lab Samples: 50139618014, 50139618015, 50139618016, 50139618017, 50139618018, 50139618019, 50139618020

Parameter	Units	Blank Result	Reporting Limit	Analyzed	Qualifiers
Barium	ug/L	ND	10.0	03/14/16 15:08	
Boron	ug/L	ND	100	03/14/16 15:08	
Calcium	ug/L	ND	500	03/14/16 15:08	
Cobalt	ug/L	ND	5.0	03/16/16 11:00	
Iron	ug/L	ND	50.0	03/14/16 15:08	
Magnesium	ug/L	ND	500	03/14/16 15:08	
Manganese	ug/L	ND	5.0	03/14/16 15:08	
Nickel	ug/L	ND	10.0	03/14/16 15:08	
Sodium	ug/L	ND	1000	03/14/16 15:08	
Total Hardness by 2340B	ug/L	ND	1000	03/14/16 15:08	
Zinc	ug/L	ND	20.0	03/14/16 15:08	

LABORATORY CONTROL SAMPLE: 1492920

Parameter	Units	Spike Conc.	LCS Result	LCS % Rec	% Rec Limits	Qualifiers
Barium	ug/L	1000	978	98	80-120	
Boron	ug/L	1000	995	99	80-120	
Calcium	ug/L	10000	9480	95	80-120	
Cobalt	ug/L	1000	930	93	80-120	
Iron	ug/L	10000	9230	92	80-120	
Magnesium	ug/L	10000	9520	95	80-120	
Manganese	ug/L	1000	945	94	80-120	
Nickel	ug/L	1000	976	98	80-120	
Sodium	ug/L	10000	9720	97	80-120	
Total Hardness by 2340B	ug/L	66200	62800	95	80-120	
Zinc	ug/L	1000	958	96	80-120	

MATRIX SPIKE & MATRIX SPIKE DUPLICATE: 1492921 1492922

Parameter	Units	50139887001 Result	MS Spike Conc.	MSD Spike Conc.	MS Result	MSD Result	MS % Rec	MSD % Rec	% Rec Limits	RPD	Max RPD	Qual
Barium	ug/L	27.7	1000	1000	995	992	97	96	75-125	0	20	
Boron	ug/L	ND	1000	1000	1050	990	102	96	75-125	6	20	
Calcium	ug/L	76800	10000	10000	87600	84700	108	79	75-125	3	20	
Cobalt	ug/L	ND	1000	1000	918	920	92	92	75-125	0	20	
Iron	ug/L	36.8J	10000	10000	9220	8780	92	87	75-125	5	20	
Magnesium	ug/L	28100	10000	10000	37900	35600	98	75	75-125	6	20	
Manganese	ug/L	8.0	1000	1000	947	894	94	89	75-125	6	20	

Results presented on this page are in the units indicated by the "Units" column except where an alternate unit is presented to the right of the result.

REPORT OF LABORATORY ANALYSIS

This report shall not be reproduced, except in full,
without the written consent of Pace Analytical Services, Inc..

Pace Analytical
www.pacelabs.com

Pace Analytical Services, Inc.
Not NELAP Accredited
4860 Blazer Parkway
Dublin, OH 43017
(614)486-5421

Pace Analytical Services, Inc.
7726 Moller Road
Indianapolis, IN 46268
(317)228-3100

QUALITY CONTROL DATA

Project: Bridgeton Landfill 1Q 2016
Pace Project No.: 50139618

MATRIX SPIKE & MATRIX SPIKE DUPLICATE: 1492921 1492922

Parameter	Units	50139887001 Result	MS Spike Conc.	MSD Spike Conc.	MS Result	MSD Result	MS % Rec	MSD % Rec	% Rec Limits	RPD	Max RPD	Qual
Nickel	ug/L	ND	1000	1000	947	952	95	95	75-125	1	20	
Sodium	ug/L	14500	10000	10000	24300	24100	97	96	75-125	1	20	
Total Hardness by 2340B	ug/L	308000	66200	66200	375000	358000	102	76	75-125	5	20	
Zinc	ug/L	8.9J	1000	1000	954	956	94	95	75-125	0	20	

Results presented on this page are in the units indicated by the "Units" column except where an alternate unit is presented to the right of the result.

REPORT OF LABORATORY ANALYSIS

This report shall not be reproduced, except in full,
without the written consent of Pace Analytical Services, Inc..

Pace Analytical
www.pacelabs.com

Pace Analytical Services, Inc.
Not NELAP Accredited
4860 Blazer Parkway
Dublin, OH 43017
(614)486-5421

Pace Analytical Services, Inc.
7726 Moller Road
Indianapolis, IN 46268
(317)228-3100

QUALITY CONTROL DATA

Project: Bridgeton Landfill 1Q 2016
Pace Project No.: 50139618

QC Batch: MPRP/20025 Analysis Method: EPA 6010
QC Batch Method: EPA 3010 Analysis Description: 6010 MET
Associated Lab Samples: 50139618022, 50139618023, 50139618024, 50139618025, 50139618026, 50139618027, 50139618030, 50139618031, 50139618032

METHOD BLANK: 1493999 Matrix: Water
Associated Lab Samples: 50139618022, 50139618023, 50139618024, 50139618025, 50139618026, 50139618027, 50139618030, 50139618031, 50139618032

Parameter	Units	Blank Result	Reporting Limit	Analyzed	Qualifiers
Barium	ug/L	ND	10.0	03/14/16 16:47	
Boron	ug/L	ND	100	03/14/16 16:47	
Calcium	ug/L	ND	500	03/14/16 16:47	
Cobalt	ug/L	ND	5.0	03/16/16 11:35	
Iron	ug/L	ND	50.0	03/14/16 16:47	
Magnesium	ug/L	ND	500	03/14/16 16:47	
Manganese	ug/L	ND	5.0	03/14/16 16:47	
Nickel	ug/L	ND	10.0	03/14/16 16:47	
Sodium	ug/L	ND	1000	03/14/16 16:47	
Total Hardness by 2340B	ug/L	ND	1000	03/14/16 16:47	
Zinc	ug/L	ND	20.0	03/14/16 16:47	

LABORATORY CONTROL SAMPLE: 1494000

Parameter	Units	Spike Conc.	LCS Result	LCS % Rec	% Rec Limits	Qualifiers
Barium	ug/L	1000	1010	101	80-120	
Boron	ug/L	1000	1030	103	80-120	
Calcium	ug/L	10000	9910	99	80-120	
Cobalt	ug/L	1000	954	95	80-120	
Iron	ug/L	10000	9700	97	80-120	
Magnesium	ug/L	10000	9930	99	80-120	
Manganese	ug/L	1000	987	99	80-120	
Nickel	ug/L	1000	1010	101	80-120	
Sodium	ug/L	10000	9970	100	80-120	
Total Hardness by 2340B	ug/L	66200	65600	99	80-120	
Zinc	ug/L	1000	996	100	80-120	

MATRIX SPIKE & MATRIX SPIKE DUPLICATE: 1494001 1494002

Parameter	Units	50139618031 Result	MS Spike Conc.	MSD Spike Conc.	MS Result	MSD Result	MS % Rec	MSD % Rec	% Rec Limits	RPD	Max RPD	Qual
Barium	ug/L	711	1000	1000	1720	1710	101	100	75-125	1	20	
Boron	ug/L	418	1000	1000	1470	1460	105	104	75-125	1	20	
Calcium	ug/L	264000	10000	10000	271000	268000	70	37	75-125	1	20	P6
Cobalt	ug/L	ND	1000	1000	956	962	95	96	75-125	1	20	
Iron	ug/L	24900	10000	10000	34400	34600	94	96	75-125	1	20	
Magnesium	ug/L	95400	10000	10000	104000	104000	81	83	75-125	0	20	

Results presented on this page are in the units indicated by the "Units" column except where an alternate unit is presented to the right of the result.

REPORT OF LABORATORY ANALYSIS

This report shall not be reproduced, except in full,
without the written consent of Pace Analytical Services, Inc..

Pace Analytical
www.pacelabs.com

Pace Analytical Services, Inc.
Not NELAP Accredited
4860 Blazer Parkway
Dublin, OH 43017
(614)486-5421

Pace Analytical Services, Inc.
7726 Moller Road
Indianapolis, IN 46268
(317)228-3100

QUALITY CONTROL DATA

Project: Bridgeton Landfill 1Q 2016
Pace Project No.: 50139618

MATRIX SPIKE & MATRIX SPIKE DUPLICATE: 1494001 1494002

Parameter	Units	50139618031 Result	MS Spike Conc.	MSD Spike Conc.	MS Result	MSD Result	MS % Rec	MSD % Rec	% Rec Limits	RPD	Max RPD	Qual
Manganese	ug/L	471	1000	1000	1450	1450	98	98	75-125	0	20	
Nickel	ug/L	16.8	1000	1000	1000	1010	98	99	75-125	1	20	
Sodium	ug/L	88000	10000	10000	96200	95800	82	78	75-125	1	20	
Total Hardness by 2340B	ug/L	1050000	66200	66200	1100000	1090000	77	66	75-125	1	20	
Zinc	ug/L	71.7	1000	1000	1070	1080	100	100	75-125	0	20	

Results presented on this page are in the units indicated by the "Units" column except where an alternate unit is presented to the right of the result.

REPORT OF LABORATORY ANALYSIS

This report shall not be reproduced, except in full,
without the written consent of Pace Analytical Services, Inc..

Pace Analytical
www.pacelabs.com

Pace Analytical Services, Inc.
Not NELAP Accredited
4860 Blazer Parkway
Dublin, OH 43017
(614)486-5421

Pace Analytical Services, Inc.
7726 Moller Road
Indianapolis, IN 46268
(317)228-3100

QUALITY CONTROL DATA

Project: Bridgeton Landfill 1Q 2016
Pace Project No.: 50139618

QC Batch: MPRP/20085 Analysis Method: EPA 6010
QC Batch Method: EPA 3010 Analysis Description: 6010 MET
Associated Lab Samples: 50139618037, 50139618038, 50139618039, 50139618047, 50139618048, 50139618049, 50139618050, 50139618051, 50139618052

METHOD BLANK: 1497160 Matrix: Water
Associated Lab Samples: 50139618037, 50139618038, 50139618039, 50139618047, 50139618048, 50139618049, 50139618050, 50139618051, 50139618052

Parameter	Units	Blank Result	Reporting Limit	Analyzed	Qualifiers
Barium	ug/L	ND	10.0	03/16/16 09:22	
Boron	ug/L	ND	100	03/16/16 09:22	
Calcium	ug/L	ND	500	03/16/16 09:22	
Cobalt	ug/L	ND	5.0	03/16/16 09:22	
Iron	ug/L	ND	50.0	03/16/16 09:22	
Magnesium	ug/L	ND	500	03/16/16 09:22	
Manganese	ug/L	ND	5.0	03/16/16 09:22	
Nickel	ug/L	ND	10.0	03/16/16 09:22	
Sodium	ug/L	ND	1000	03/16/16 09:22	
Total Hardness by 2340B	ug/L	ND	1000	03/16/16 09:22	
Zinc	ug/L	ND	20.0	03/16/16 09:22	

LABORATORY CONTROL SAMPLE: 1497161

Parameter	Units	Spike Conc.	LCS Result	LCS % Rec	% Rec Limits	Qualifiers
Barium	ug/L	1000	1000	100	80-120	
Boron	ug/L	1000	1040	104	80-120	
Calcium	ug/L	10000	9920	99	80-120	
Cobalt	ug/L	1000	1010	101	80-120	
Iron	ug/L	10000	10200	102	80-120	
Magnesium	ug/L	10000	10000	100	80-120	
Manganese	ug/L	1000	991	99	80-120	
Nickel	ug/L	1000	1030	103	80-120	
Sodium	ug/L	10000	10400	104	80-120	
Total Hardness by 2340B	ug/L	66200	65900	100	80-120	
Zinc	ug/L	1000	1040	104	80-120	

MATRIX SPIKE & MATRIX SPIKE DUPLICATE: 1497162 1497163

Parameter	Units	50140432001 Result	MS Spike Conc.	MSD Spike Conc.	MS Result	MSD Result	MS % Rec	MSD % Rec	% Rec Limits	RPD	Max RPD	Qual
Barium	ug/L	67.0	1000	1000	1030	1030	96	97	75-125	0	20	
Boron	ug/L	ND	1000	1000	1060	1060	104	104	75-125	0	20	
Calcium	ug/L	58000	10000	10000	65900	65300	79	73	75-125	1	20	P6
Cobalt	ug/L	ND	1000	1000	979	982	98	98	75-125	0	20	
Iron	ug/L	582	10000	10000	10500	10500	99	99	75-125	0	20	
Magnesium	ug/L	2050	10000	10000	11700	11700	97	97	75-125	0	20	

Results presented on this page are in the units indicated by the "Units" column except where an alternate unit is presented to the right of the result.

REPORT OF LABORATORY ANALYSIS

This report shall not be reproduced, except in full,
without the written consent of Pace Analytical Services, Inc..

Pace Analytical
www.pacelabs.com

Pace Analytical Services, Inc.
Not NELAP Accredited
4860 Blazer Parkway
Dublin, OH 43017
(614)486-5421

Pace Analytical Services, Inc.
7726 Moller Road
Indianapolis, IN 46268
(317)228-3100

QUALITY CONTROL DATA

Project: Bridgeton Landfill 1Q 2016
Pace Project No.: 50139618

MATRIX SPIKE & MATRIX SPIKE DUPLICATE: 1497162 1497163

Parameter	Units	50140432001 Result	MS Spike Conc.	MSD Spike Conc.	MS Result	MSD Result	MS % Rec	MSD % Rec	% Rec Limits	RPD	Max RPD	Qual
Manganese	ug/L	435	1000	1000	1390	1390	96	95	75-125	0	20	
Nickel	ug/L	ND	1000	1000	985	990	98	99	75-125	1	20	
Sodium	ug/L	7160	10000	10000	17000	17000	99	99	75-125	0	20	
Total Hardness by 2340B	ug/L	153000	66200	66200	213000	211000	90	88	75-125	1	20	
Zinc	ug/L	ND	1000	1000	1010	1020	100	101	75-125	0	20	

Results presented on this page are in the units indicated by the "Units" column except where an alternate unit is presented to the right of the result.

REPORT OF LABORATORY ANALYSIS

This report shall not be reproduced, except in full,
without the written consent of Pace Analytical Services, Inc..

Pace Analytical
www.pacelabs.com

Pace Analytical Services, Inc.
Not NELAP Accredited
4860 Blazer Parkway
Dublin, OH 43017
(614)486-5421

Pace Analytical Services, Inc.
7726 Moller Road
Indianapolis, IN 46268
(317)228-3100

QUALITY CONTROL DATA

Project: Bridgeton Landfill 1Q 2016
Pace Project No.: 50139618

QC Batch: MPRP/19958 Analysis Method: EPA 6020
QC Batch Method: EPA 200.2 Analysis Description: 6020 MET
Associated Lab Samples: 50139618006, 50139618007, 50139618008, 50139618009, 50139618010, 50139618011, 50139618012

METHOD BLANK: 1489960 Matrix: Water
Associated Lab Samples: 50139618006, 50139618007, 50139618008, 50139618009, 50139618010, 50139618011, 50139618012

Parameter	Units	Blank Result	Reporting Limit	Analyzed	Qualifiers
Antimony	ug/L	ND	5.0	03/07/16 14:18	
Arsenic	ug/L	ND	5.0	03/07/16 14:18	
Beryllium	ug/L	ND	2.0	03/07/16 14:18	
Cadmium	ug/L	ND	0.20	03/07/16 14:18	
Chromium	ug/L	ND	5.0	03/07/16 14:18	
Copper	ug/L	ND	5.0	03/07/16 14:18	
Lead	ug/L	ND	5.0	03/07/16 14:18	
Selenium	ug/L	ND	5.0	03/07/16 14:18	
Silver	ug/L	ND	5.0	03/07/16 14:18	
Thallium	ug/L	ND	2.0	03/07/16 14:18	
Vanadium	ug/L	ND	10.0	03/07/16 14:18	

LABORATORY CONTROL SAMPLE: 1489961

Parameter	Units	Spike Conc.	LCS Result	LCS % Rec	% Rec Limits	Qualifiers
Antimony	ug/L	40	42.8	107	80-120	
Arsenic	ug/L	40	40.3	101	80-120	
Beryllium	ug/L	40	38.6	96	80-120	
Cadmium	ug/L	40	41.5	104	80-120	
Chromium	ug/L	40	42.5	106	80-120	
Copper	ug/L	40	40.8	102	80-120	
Lead	ug/L	40	41.0	102	80-120	
Selenium	ug/L	40	40.8	102	80-120	
Silver	ug/L	40	40.6	102	80-120	
Thallium	ug/L	40	40.4	101	80-120	
Vanadium	ug/L	40	41.7	104	80-120	

MATRIX SPIKE & MATRIX SPIKE DUPLICATE: 1489962 1489963

Parameter	Units	50139618005 Result	MS Spike Conc.	MSD Spike Conc.	MS Result	MSD Result	MS % Rec	MSD % Rec	% Rec Limits	RPD	Max RPD	Qual
Antimony	ug/L	ND	40	40	45.7	43.7	112	107	75-125	4	20	
Arsenic	ug/L	5.1	40	40	46.0	45.4	102	101	75-125	2	20	
Beryllium	ug/L	ND	40	40	42.2	41.3	105	103	75-125	2	20	
Cadmium	ug/L	ND	40	40	43.0	41.1	107	103	75-125	5	20	
Chromium	ug/L	ND	40	40	41.9	42.8	101	103	75-125	2	20	
Copper	ug/L	ND	40	40	41.4	40.4	99	97	75-125	2	20	
Lead	ug/L	ND	40	40	43.2	40.8	107	101	75-125	6	20	

Results presented on this page are in the units indicated by the "Units" column except where an alternate unit is presented to the right of the result.

REPORT OF LABORATORY ANALYSIS

This report shall not be reproduced, except in full,
without the written consent of Pace Analytical Services, Inc..

Pace Analytical
www.pacelabs.com

Pace Analytical Services, Inc.
Not NELAP Accredited
4880 Blazer Parkway
Dublin, OH 43017
(614)486-5421

Pace Analytical Services, Inc.
7726 Moller Road
Indianapolis, IN 46268
(317)228-3100

QUALITY CONTROL DATA

Project: Bridgeton Landfill 1Q 2016
Pace Project No.: 50139618

MATRIX SPIKE & MATRIX SPIKE DUPLICATE: 1489962 1489963

Parameter	Units	50139618005 Result	MS Spike Conc.	MSD Spike Conc.	MS Result	MSD Result	MS % Rec	MSD % Rec	% Rec Limits	RPD	Max RPD	Qual
Selenium	ug/L	ND	40	40	40.7	41.4	102	104	75-125	2	20	
Silver	ug/L	ND	40	40	41.2	39.6	103	99	75-125	4	20	
Thallium	ug/L	ND	40	40	44.4	42.2	111	105	75-125	5	20	
Vanadium	ug/L	ND	40	40	42.7	43.5	105	108	75-125	2	20	

Results presented on this page are in the units indicated by the "Units" column except where an alternate unit is presented to the right of the result.

REPORT OF LABORATORY ANALYSIS

This report shall not be reproduced, except in full,
without the written consent of Pace Analytical Services, Inc..

Pace Analytical
www.pacelabs.com

Pace Analytical Services, Inc.
Not NELAP Accredited
4860 Blazer Parkway
Dublin, OH 43017
(614)486-5421

Pace Analytical Services, Inc.
7726 Moller Road
Indianapolis, IN 46268
(317)228-3100

QUALITY CONTROL DATA

Project: Bridgeton Landfill 1Q 2016
Pace Project No.: 50139618

QC Batch: MPRP/19998 Analysis Method: EPA 6020
QC Batch Method: EPA 200.2 Analysis Description: 6020 MET
Associated Lab Samples: 50139618014, 50139618015, 50139618016, 50139618017, 50139618018, 50139618019, 50139618020

METHOD BLANK: 1492134 Matrix: Water
Associated Lab Samples: 50139618014, 50139618015, 50139618016, 50139618017, 50139618018, 50139618019, 50139618020

Parameter	Units	Blank Result	Reporting Limit	Analyzed	Qualifiers
Antimony	ug/L	ND	5.0	03/09/16 20:14	
Arsenic	ug/L	ND	5.0	03/09/16 20:14	
Beryllium	ug/L	ND	2.0	03/09/16 20:14	
Cadmium	ug/L	ND	0.20	03/09/16 20:14	
Chromium	ug/L	ND	5.0	03/09/16 20:14	
Copper	ug/L	ND	5.0	03/09/16 20:14	
Lead	ug/L	ND	5.0	03/09/16 20:14	
Selenium	ug/L	ND	5.0	03/09/16 20:14	
Silver	ug/L	ND	5.0	03/09/16 20:14	
Thallium	ug/L	ND	2.0	03/09/16 20:14	
Vanadium	ug/L	ND	10.0	03/09/16 20:14	

LABORATORY CONTROL SAMPLE: 1492135

Parameter	Units	Spike Conc.	LCS Result	LCS % Rec	% Rec Limits	Qualifiers
Antimony	ug/L	40	41.5	104	80-120	
Arsenic	ug/L	40	39.2	98	80-120	
Beryllium	ug/L	40	40.4	101	80-120	
Cadmium	ug/L	40	41.0	102	80-120	
Chromium	ug/L	40	42.0	105	80-120	
Copper	ug/L	40	42.1	105	80-120	
Lead	ug/L	40	40.7	102	80-120	
Selenium	ug/L	40	40.2	100	80-120	
Silver	ug/L	40	40.6	102	80-120	
Thallium	ug/L	40	40.4	101	80-120	
Vanadium	ug/L	40	42.5	106	80-120	

MATRIX SPIKE & MATRIX SPIKE DUPLICATE: 1492136 1492137

Parameter	Units	50139618016 Result	MS Spike Conc.	MSD Spike Conc.	MS Result	MSD Result	MS % Rec	MSD % Rec	% Rec Limits	RPD	Max RPD	Qual
Antimony	ug/L	ND	40	40	42.5	43.6	106	109	75-125	3	20	
Arsenic	ug/L	ND	40	40	39.6	40.9	97	100	75-125	3	20	
Beryllium	ug/L	ND	40	40	41.8	42.8	105	107	75-125	2	20	
Cadmium	ug/L	ND	40	40	40.4	41.6	101	104	75-125	3	20	
Chromium	ug/L	ND	40	40	39.7	41.5	99	103	75-125	4	20	
Copper	ug/L	ND	40	40	38.0	38.7	91	93	75-125	2	20	
Lead	ug/L	ND	40	40	40.4	40.9	101	102	75-125	1	20	

Results presented on this page are in the units indicated by the "Units" column except where an alternate unit is presented to the right of the result.

REPORT OF LABORATORY ANALYSIS

This report shall not be reproduced, except in full,
without the written consent of Pace Analytical Services, Inc..

Pace Analytical
www.pacelabs.com

Pace Analytical Services, Inc.
Not NELAP Accredited
4860 Blazer Parkway
Dublin, OH 43017
(614)486-5421

Pace Analytical Services, Inc.
7726 Moller Road
Indianapolis, IN 46268
(317)228-3100

QUALITY CONTROL DATA

Project: Bridgeton Landfill 1Q 2016
Pace Project No.: 50139618

MATRIX SPIKE & MATRIX SPIKE DUPLICATE: 1492136 1492137

Parameter	Units	50139618016 Result	MS Spike Conc.	MSD Spike Conc.	MS Result	MSD Result	MS % Rec	MSD % Rec	% Rec Limits	RPD	Max RPD	Qual
Selenium	ug/L	ND	40	40	39.4	39.9	98	100	75-125	1	20	
Silver	ug/L	ND	40	40	39.1	40.2	98	100	75-125	3	20	
Thallium	ug/L	ND	40	40	40.2	41.3	101	103	75-125	3	20	
Vanadium	ug/L	ND	40	40	41.2	43.0	102	106	75-125	4	20	

Results presented on this page are in the units indicated by the "Units" column except where an alternate unit is presented to the right of the result.

REPORT OF LABORATORY ANALYSIS

This report shall not be reproduced, except in full,
without the written consent of Pace Analytical Services, Inc..

Pace Analytical Services, Inc.
Not NELAP Accredited
4860 Blazer Parkway
Dublin, OH 43017
(614)486-5421

Pace Analytical Services, Inc.
7726 Moller Road
Indianapolis, IN 46268
(317)228-3100

QUALITY CONTROL DATA

Project: Bridgeton Landfill 1Q 2016
Pace Project No.: 50139618

QC Batch: MPRP/20035 Analysis Method: EPA 6020
QC Batch Method: EPA 200.2 Analysis Description: 6020 MET
Associated Lab Samples: 50139618022, 50139618023, 50139618024, 50139618025, 50139618026, 50139618027, 50139618030, 50139618031, 50139618032

METHOD BLANK: 1494179 Matrix: Water
Associated Lab Samples: 50139618022, 50139618023, 50139618024, 50139618025, 50139618026, 50139618027, 50139618030, 50139618031, 50139618032

Parameter	Units	Blank Result	Reporting Limit	Analyzed	Qualifiers
Antimony	ug/L	ND	5.0	03/11/16 12:16	
Arsenic	ug/L	ND	5.0	03/11/16 12:16	
Beryllium	ug/L	ND	2.0	03/11/16 12:16	
Cadmium	ug/L	ND	0.20	03/11/16 12:16	
Chromium	ug/L	ND	5.0	03/11/16 12:16	
Copper	ug/L	ND	5.0	03/11/16 12:16	
Lead	ug/L	ND	5.0	03/11/16 12:16	
Selenium	ug/L	ND	5.0	03/11/16 12:16	
Silver	ug/L	ND	5.0	03/11/16 12:16	
Thallium	ug/L	ND	2.0	03/11/16 12:16	
Vanadium	ug/L	ND	10.0	03/11/16 12:16	

LABORATORY CONTROL SAMPLE: 1494180

Parameter	Units	Spike Conc.	LCS Result	LCS % Rec	% Rec Limits	Qualifiers
Antimony	ug/L	40	40.8	102	80-120	
Arsenic	ug/L	40	39.8	100	80-120	
Beryllium	ug/L	40	40.4	101	80-120	
Cadmium	ug/L	40	40.2	101	80-120	
Chromium	ug/L	40	41.6	104	80-120	
Copper	ug/L	40	40.1	100	80-120	
Lead	ug/L	40	39.9	100	80-120	
Selenium	ug/L	40	39.7	99	80-120	
Silver	ug/L	40	39.1	98	80-120	
Thallium	ug/L	40	39.2	98	80-120	
Vanadium	ug/L	40	42.3	106	80-120	

MATRIX SPIKE & MATRIX SPIKE DUPLICATE: 1494181 1494182

Parameter	Units	50139618023 Result	MS Spike Conc.	MSD Spike Conc.	MS Result	MSD Result	MS % Rec	MSD % Rec	% Rec Limits	RPD	Max RPD	Qual
Antimony	ug/L	ND	40	40	40.3	39.9	100	99	75-125	1	20	
Arsenic	ug/L	ND	40	40	42.1	42.5	99	100	75-125	1	20	
Beryllium	ug/L	ND	40	40	42.8	41.7	106	104	75-125	2	20	
Cadmium	ug/L	ND	40	40	41.8	41.0	104	102	75-125	2	20	
Chromium	ug/L	5.6	40	40	45.8	46.8	100	103	75-125	2	20	
Copper	ug/L	ND	40	40	39.7	39.0	89	88	75-125	2	20	

Results presented on this page are in the units indicated by the "Units" column except where an alternate unit is presented to the right of the result.

REPORT OF LABORATORY ANALYSIS

This report shall not be reproduced, except in full,
without the written consent of Pace Analytical Services, Inc..

Pace Analytical
www.pacelabs.com

Pace Analytical Services, Inc.
Not NELAP Accredited
4860 Blazer Parkway
Dublin, OH 43017
(614)486-5421

Pace Analytical Services, Inc.
7726 Moller Road
Indianapolis, IN 46268
(317)228-3100

QUALITY CONTROL DATA

Project: Bridgeton Landfill 1Q 2016
Pace Project No.: 50139618

MATRIX SPIKE & MATRIX SPIKE DUPLICATE: 1494181 1494182

Parameter	Units	50139618023 Result	MS Spike Conc.	MSD Spike Conc.	MS Result	MSD Result	MS % Rec	MSD % Rec	% Rec Limits	RPD	Max RPD	Qual
Lead	ug/L	ND	40	40	43.1	42.6	101	100	75-125	1	20	
Selenium	ug/L	ND	40	40	38.6	39.2	96	98	75-125	2	20	
Silver	ug/L	ND	40	40	39.5	39.1	99	98	75-125	1	20	
Thallium	ug/L	ND	40	40	40.3	40.4	101	101	75-125	0	20	
Vanadium	ug/L	ND	40	40	49.1	50.1	103	106	75-125	2	20	

Results presented on this page are in the units indicated by the "Units" column except where an alternate unit is presented to the right of the result.

REPORT OF LABORATORY ANALYSIS

This report shall not be reproduced, except in full,
without the written consent of Pace Analytical Services, Inc..

Pace Analytical
www.pacelabs.com

Pace Analytical Services, Inc.
Not NELAP Accredited
4860 Blazer Parkway
Dublin, OH 43017
(614)486-5421

Pace Analytical Services, Inc.
7726 Moller Road
Indianapolis, IN 46268
(317)228-3100

QUALITY CONTROL DATA

Project: Bridgeton Landfill 1Q 2016
Pace Project No.: 50139618

QC Batch: MPRP/20093 Analysis Method: EPA 6020
QC Batch Method: EPA 200.2 Analysis Description: 6020 MET
Associated Lab Samples: 50139618037, 50139618038, 50139618039, 50139618047, 50139618048, 50139618049, 50139618050, 50139618051, 50139618052

METHOD BLANK: 1497227 Matrix: Water
Associated Lab Samples: 50139618037, 50139618038, 50139618039, 50139618047, 50139618048, 50139618049, 50139618050, 50139618051, 50139618052

Parameter	Units	Blank Result	Reporting Limit	Analyzed	Qualifiers
Antimony	ug/L	ND	5.0	03/15/16 22:20	2d
Arsenic	ug/L	ND	5.0	03/15/16 22:20	
Beryllium	ug/L	ND	2.0	03/15/16 22:20	
Cadmium	ug/L	ND	0.20	03/15/16 22:20	
Chromium	ug/L	ND	5.0	03/15/16 22:20	
Copper	ug/L	ND	5.0	03/15/16 22:20	
Lead	ug/L	ND	5.0	03/15/16 22:20	
Selenium	ug/L	ND	5.0	03/15/16 22:20	
Silver	ug/L	ND	5.0	03/15/16 22:20	
Thallium	ug/L	ND	2.0	03/15/16 22:20	
Vanadium	ug/L	ND	10.0	03/15/16 22:20	

LABORATORY CONTROL SAMPLE: 1497228

Parameter	Units	Spike Conc.	LCS Result	LCS % Rec	% Rec Limits	Qualifiers
Antimony	ug/L	40	42.7	107	80-120	3d
Arsenic	ug/L	40	37.5	94	80-120	
Beryllium	ug/L	40	39.6	99	80-120	
Cadmium	ug/L	40	38.7	97	80-120	
Chromium	ug/L	40	40.2	101	80-120	
Copper	ug/L	40	40.9	102	80-120	
Lead	ug/L	40	39.9	100	80-120	
Selenium	ug/L	40	38.1	95	80-120	
Silver	ug/L	40	39.3	98	80-120	
Thallium	ug/L	40	39.3	98	80-120	
Vanadium	ug/L	40	40.7	102	80-120	

MATRIX SPIKE & MATRIX SPIKE DUPLICATE: 1497229 1497230

Parameter	Units	50140171004 Result	MS Spike Conc.	MSD Spike Conc.	MS Result	MSD Result	MS % Rec	MSD % Rec	% Rec Limits	RPD	Max RPD	Qual
Antimony	ug/L	0.23	40	40	46.6	44.8	116	112	75-125	4	20	3d
Arsenic	ug/L	ND	40	40	39.4	38.3	98	96	75-125	3	20	
Beryllium	ug/L	0.060J	40	40	41.7	40.9	104	102	75-125	2	20	
Cadmium	ug/L	ND	40	40	41.1	39.9	103	100	75-125	3	20	
Chromium	ug/L	2.4	40	40	43.7	42.1	103	99	75-125	4	20	
Copper	ug/L	1.5	40	40	41.4	40.7	100	98	75-125	2	20	

Results presented on this page are in the units indicated by the "Units" column except where an alternate unit is presented to the right of the result.

REPORT OF LABORATORY ANALYSIS

This report shall not be reproduced, except in full,
without the written consent of Pace Analytical Services, Inc..

Pace Analytical
www.pacelabs.com

Pace Analytical Services, Inc.
Not NELAP Accredited
4860 Blazer Parkway
Dublin, OH 43017
(614)486-5421

Pace Analytical Services, Inc.
7726 Moller Road
Indianapolis, IN 46268
(317)228-3100

QUALITY CONTROL DATA

Project: Bridgeton Landfill 1Q 2016
Pace Project No.: 50139618

MATRIX SPIKE & MATRIX SPIKE DUPLICATE: 1497229 1497230

Parameter	Units	50140171004 Result	MS Spike Conc.	MSD Spike Conc.	MS Result	MSD Result	MS % Rec	MSD % Rec	% Rec Limits	RPD	Max RPD	Qual
Lead	ug/L	0.10J	40	40	42.1	40.8	105	102	75-125	3	20	
Selenium	ug/L	0.26J	40	40	39.7	39.5	99	98	75-125	0	20	
Silver	ug/L	0.12	40	40	41.9	40.4	104	101	75-125	4	20	
Thallium	ug/L	0.27	40	40	42.1	41.6	105	103	75-125	1	20	
Vanadium	ug/L	ND	40	40	43.5	41.2	108	102	75-125	5	20	

Results presented on this page are in the units indicated by the "Units" column except where an alternate unit is presented to the right of the result.

REPORT OF LABORATORY ANALYSIS

This report shall not be reproduced, except in full,
without the written consent of Pace Analytical Services, Inc..

QUALITY CONTROL DATA

Project: Bridgeton Landfill 1Q 2016
Pace Project No.: 50139618

QC Batch: MSV/87633 Analysis Method: EPA 8260
QC Batch Method: EPA 8260 Analysis Description: 8260 MSV
Associated Lab Samples: 50139618006, 50139618009, 50139618010, 50139618011, 50139618012, 50139618013, 50139618014

METHOD BLANK: 1492416 Matrix: Water
Associated Lab Samples: 50139618006, 50139618009, 50139618010, 50139618011, 50139618012, 50139618013, 50139618014

Parameter	Units	Blank Result	Reporting Limit	Analyzed	Qualifiers
1,1,1,2-Tetrachloroethane	ug/L	ND	5.0	03/08/16 11:21	
1,1,1-Trichloroethane	ug/L	ND	5.0	03/08/16 11:21	
1,1,2,2-Tetrachloroethane	ug/L	ND	5.0	03/08/16 11:21	
1,1,2-Trichloroethane	ug/L	ND	5.0	03/08/16 11:21	
1,1-Dichloroethane	ug/L	ND	5.0	03/08/16 11:21	
1,1-Dichloroethene	ug/L	ND	5.0	03/08/16 11:21	
1,1-Dichloropropene	ug/L	ND	5.0	03/08/16 11:21	
1,2,3-Trichloropropane	ug/L	ND	5.0	03/08/16 11:21	
1,2-Dibromo-3-chloropropane	ug/L	ND	5.0	03/08/16 11:21	
1,2-Dibromoethane (EDB)	ug/L	ND	5.0	03/08/16 11:21	
1,2-Dichlorobenzene	ug/L	ND	5.0	03/08/16 11:21	
1,2-Dichloroethane	ug/L	ND	5.0	03/08/16 11:21	
1,2-Dichloropropane	ug/L	ND	5.0	03/08/16 11:21	
1,3-Dichlorobenzene	ug/L	ND	5.0	03/08/16 11:21	
1,3-Dichloropropane	ug/L	ND	5.0	03/08/16 11:21	
1,4-Dichlorobenzene	ug/L	ND	5.0	03/08/16 11:21	
2,2-Dichloropropane	ug/L	ND	5.0	03/08/16 11:21	
2-Butanone (MEK)	ug/L	ND	10.0	03/08/16 11:21	
2-Hexanone	ug/L	ND	10.0	03/08/16 11:21	
4-Methyl-2-pentanone (MIBK)	ug/L	ND	10.0	03/08/16 11:21	
Acetone	ug/L	ND	10.0	03/08/16 11:21	
Acetonitrile	ug/L	ND	100	03/08/16 11:21	
Acrolein	ug/L	ND	50.0	03/08/16 11:21	
Acrylonitrile	ug/L	ND	100	03/08/16 11:21	
Allyl chloride	ug/L	ND	5.0	03/08/16 11:21	N2
Benzene	ug/L	ND	5.0	03/08/16 11:21	
Bromochloromethane	ug/L	ND	5.0	03/08/16 11:21	
Bromodichloromethane	ug/L	ND	5.0	03/08/16 11:21	
Bromoform	ug/L	ND	5.0	03/08/16 11:21	
Bromomethane	ug/L	ND	10.0	03/08/16 11:21	
Carbon disulfide	ug/L	ND	10.0	03/08/16 11:21	
Carbon tetrachloride	ug/L	ND	5.0	03/08/16 11:21	
Chlorobenzene	ug/L	ND	5.0	03/08/16 11:21	
Chloroethane	ug/L	ND	10.0	03/08/16 11:21	
Chloroform	ug/L	ND	5.0	03/08/16 11:21	
Chloromethane	ug/L	ND	10.0	03/08/16 11:21	
Chloroprene	ug/L	ND	100	03/08/16 11:21	N2
cis-1,2-Dichloroethene	ug/L	ND	5.0	03/08/16 11:21	
cis-1,3-Dichloropropene	ug/L	ND	5.0	03/08/16 11:21	
Dibromochloromethane	ug/L	ND	5.0	03/08/16 11:21	
Dibromomethane	ug/L	ND	10.0	03/08/16 11:21	

Results presented on this page are in the units indicated by the "Units" column except where an alternate unit is presented to the right of the result.

REPORT OF LABORATORY ANALYSIS

This report shall not be reproduced, except in full,
without the written consent of Pace Analytical Services, Inc..

QUALITY CONTROL DATA

Project: Bridgeton Landfill 1Q 2016
Pace Project No.: 50139618

METHOD BLANK: 1492416 Matrix: Water

Associated Lab Samples: 50139618006, 50139618009, 50139618010, 50139618011, 50139618012, 50139618013, 50139618014

Parameter	Units	Blank Result	Reporting Limit	Analyzed	Qualifiers
Dichlorodifluoromethane	ug/L	ND	5.0	03/08/16 11:21	
Ethyl methacrylate	ug/L	ND	100	03/08/16 11:21	
Ethylbenzene	ug/L	ND	5.0	03/08/16 11:21	
Iodomethane	ug/L	ND	5.0	03/08/16 11:21	
Isobutanol	ug/L	ND	100	03/08/16 11:21	N2
Methacrylonitrile	ug/L	ND	100	03/08/16 11:21	N2
Methyl methacrylate	ug/L	ND	100	03/08/16 11:21	N2
Methylene Chloride	ug/L	ND	5.0	03/08/16 11:21	
Propionitrile	ug/L	ND	100	03/08/16 11:21	N2
Styrene	ug/L	ND	5.0	03/08/16 11:21	
Tetrachloroethene	ug/L	ND	5.0	03/08/16 11:21	
Toluene	ug/L	ND	5.0	03/08/16 11:21	
trans-1,2-Dichloroethene	ug/L	ND	5.0	03/08/16 11:21	
trans-1,3-Dichloropropene	ug/L	ND	5.0	03/08/16 11:21	
trans-1,4-Dichloro-2-butene	ug/L	ND	10.0	03/08/16 11:21	
Trichloroethene	ug/L	ND	5.0	03/08/16 11:21	
Trichlorofluoromethane	ug/L	ND	10.0	03/08/16 11:21	
Vinyl acetate	ug/L	ND	10.0	03/08/16 11:21	
Vinyl chloride	ug/L	ND	2.0	03/08/16 11:21	
Xylene (Total)	ug/L	ND	5.0	03/08/16 11:21	
4-Bromofluorobenzene (S)	%.	101	79-116	03/08/16 11:21	
Dibromofluoromethane (S)	%.	100	84-118	03/08/16 11:21	
Toluene-d8 (S)	%.	99	86-110	03/08/16 11:21	

LABORATORY CONTROL SAMPLE: 1492417

Parameter	Units	Spike Conc.	LCS Result	LCS % Rec	% Rec Limits	Qualifiers
1,1,1,2-Tetrachloroethane	ug/L	50	46.4	93	74-130	
1,1,1-Trichloroethane	ug/L	50	46.9	94	72-123	
1,1,2,2-Tetrachloroethane	ug/L	50	46.4	93	72-124	
1,1,2-Trichloroethane	ug/L	50	46.9	94	75-125	
1,1-Dichloroethane	ug/L	50	46.7	93	70-120	
1,1-Dichloroethene	ug/L	50	49.0	98	69-127	
1,1-Dichloropropene	ug/L	50	48.2	96	81-129	
1,2,3-Trichloropropane	ug/L	50	45.9	92	77-127	
1,2-Dibromo-3-chloropropane	ug/L	50	49.7	99	67-123	
1,2-Dibromoethane (EDB)	ug/L	50	47.1	94	76-125	
1,2-Dichlorobenzene	ug/L	50	48.6	97	77-122	
1,2-Dichloroethane	ug/L	50	45.9	92	70-123	
1,2-Dichloropropane	ug/L	50	46.3	93	77-124	
1,3-Dichlorobenzene	ug/L	50	48.8	98	76-124	
1,3-Dichloropropane	ug/L	50	45.8	92	77-123	
1,4-Dichlorobenzene	ug/L	50	48.9	98	75-117	
2,2-Dichloropropane	ug/L	50	51.2	102	44-147	

Results presented on this page are in the units indicated by the "Units" column except where an alternate unit is presented to the right of the result.

REPORT OF LABORATORY ANALYSIS

This report shall not be reproduced, except in full,
without the written consent of Pace Analytical Services, Inc..

Pace Analytical
www.pacelabs.com

Pace Analytical Services, Inc.
Not NELAP Accredited
4860 Blazer Parkway
Dublin, OH 43017
(614)486-5421

Pace Analytical Services, Inc.
7726 Moller Road
Indianapolis, IN 46268
(317)228-3100

QUALITY CONTROL DATA

Project: Bridgeton Landfill 1Q 2016
Pace Project No.: 50139618

LABORATORY CONTROL SAMPLE: 1492417

Parameter	Units	Spike Conc.	LCS Result	LCS % Rec	% Rec Limits	Qualifiers
2-Butanone (MEK)	ug/L	250	263	105	60-135	
2-Hexanone	ug/L	250	277	111	65-139	
4-Methyl-2-pentanone (MIBK)	ug/L	250	257	103	66-134	
Acetone	ug/L	250	292	117	47-144	
Acetonitrile	ug/L	50	47.9J	96	50-150	
Acrolein	ug/L	1000	1370	137	31-200	
Acrylonitrile	ug/L	200	201	100	64-133	
Allyl chloride	ug/L	100	96.2	96	70-130	N2
Benzene	ug/L	50	46.9	94	76-122	
Bromochloromethane	ug/L	50	47.7	95	74-134	
Bromodichloromethane	ug/L	50	45.0	90	71-124	
Bromoform	ug/L	50	49.4	99	60-125	
Bromomethane	ug/L	50	52.9	106	23-194	
Carbon disulfide	ug/L	50	44.6	89	63-130	
Carbon tetrachloride	ug/L	50	47.2	94	73-133	
Chlorobenzene	ug/L	50	46.2	92	76-118	
Chloroethane	ug/L	50	52.6	105	50-147	
Chloroform	ug/L	50	46.6	93	70-119	
Chloromethane	ug/L	50	49.2	98	52-136	
Chloroprene	ug/L	50	47.3J	95	70-130	N2
cis-1,2-Dichloroethene	ug/L	50	47.9	96	74-120	
cis-1,3-Dichloropropene	ug/L	50	46.1	92	71-134	
Dibromochloromethane	ug/L	50	46.1	92	73-127	
Dibromomethane	ug/L	50	47.0	94	75-124	
Dichlorodifluoromethane	ug/L	50	56.8	114	39-166	
Ethyl methacrylate	ug/L	200	232	116	73-136	
Ethylbenzene	ug/L	50	47.4	95	75-123	
Iodomethane	ug/L	100	93.4	93	56-142	
Isobutanol	ug/L	250	856	343	50-150	L3,N2
Methacrylonitrile	ug/L	200	158	79	50-150	N2
Methyl methacrylate	ug/L	50	47.5J	95	70-130	N2
Methylene Chloride	ug/L	50	47.9	96	66-130	
Propionitrile	ug/L	50	52J	104	50-150	N2
Styrene	ug/L	50	47.6	95	78-128	
Tetrachloroethene	ug/L	50	45.0	90	69-119	
Toluene	ug/L	50	46.5	93	74-122	
trans-1,2-Dichloroethene	ug/L	50	48.5	97	72-122	
trans-1,3-Dichloropropene	ug/L	50	49.7	99	66-135	
trans-1,4-Dichloro-2-butene	ug/L	200	188	94	39-153	
Trichloroethene	ug/L	50	47.5	95	75-123	
Trichlorofluoromethane	ug/L	50	58.9	118	58-148	
Vinyl acetate	ug/L	200	249	125	67-154	
Vinyl chloride	ug/L	50	53.4	107	61-147	
Xylene (Total)	ug/L	150	145	96	75-127	
4-Bromofluorobenzene (S)	%.			101	79-116	
Dibromofluoromethane (S)	%.			98	84-118	
Toluene-d8 (S)	%.			100	86-110	

Results presented on this page are in the units indicated by the "Units" column except where an alternate unit is presented to the right of the result.

REPORT OF LABORATORY ANALYSIS

This report shall not be reproduced, except in full,
without the written consent of Pace Analytical Services, Inc..

Pace Analytical
www.pacelabs.com

Pace Analytical Services, Inc.
Not NELAP Accredited
4860 Blazer Parkway
Dublin, OH 43017
(614)486-5421

Pace Analytical Services, Inc.
7726 Moller Road
Indianapolis, IN 46268
(317)228-3100

QUALITY CONTROL DATA

Project: Bridgeton Landfill 1Q 2016
Pace Project No.: 50139618

MATRIX SPIKE SAMPLE: 1492418

Parameter	Units	50139618001 Result	Spike Conc.	MS Result	MS % Rec	% Rec Limits	Qualifiers
1,1,1,2-Tetrachloroethane	ug/L	ND	50	36.4	73	44-142	
1,1,1-Trichloroethane	ug/L	ND	50	40.8	82	51-140	
1,1,2,2-Tetrachloroethane	ug/L	ND	50	35.0	70	49-138	
1,1,2-Trichloroethane	ug/L	ND	50	38.5	77	51-138	
1,1-Dichloroethane	ug/L	ND	50	39.2	78	48-137	
1,1-Dichloroethene	ug/L	ND	50	41.3	83	51-144	
1,1-Dichloropropene	ug/L	ND	50	40.7	81	54-150	
1,2,3-Trichloropropane	ug/L	ND	50	34.9	70	51-139	
1,2-Dibromo-3-chloropropane	ug/L	ND	50	29.8	60	37-127	
1,2-Dibromoethane (EDB)	ug/L	ND	50	37.9	76	52-134	
1,2-Dichlorobenzene	ug/L	ND	50	37.9	76	38-138	
1,2-Dichloroethane	ug/L	ND	50	38.1	76	44-144	
1,2-Dichloropropane	ug/L	ND	50	38.7	77	56-138	
1,3-Dichlorobenzene	ug/L	ND	50	38.7	77	36-139	
1,3-Dichloropropane	ug/L	ND	50	37.3	75	54-137	
1,4-Dichlorobenzene	ug/L	ND	50	38.4	77	34-134	
2,2-Dichloropropane	ug/L	ND	50	42.2	84	20-142	
2-Butanone (MEK)	ug/L	ND	250	175	70	44-142	
2-Hexanone	ug/L	ND	250	198	79	43-150	
4-Methyl-2-pentanone (MIBK)	ug/L	ND	250	189	76	46-143	
Acetone	ug/L	ND	250	175	70	33-150	
Acetonitrile	ug/L	ND	50	27.3J	55	50-150	
Acrolein	ug/L	ND	1000	313	31	32-200	
Acrylonitrile	ug/L	ND	200	142	71	47-143	
Allyl chloride	ug/L	ND	100	55.2	55	70-130	N2
Benzene	ug/L	ND	50	41.2	78	51-140	
Bromochloromethane	ug/L	ND	50	39.5	79	53-148	
Bromodichloromethane	ug/L	ND	50	33.2	66	46-137	
Bromoform	ug/L	ND	50	24.1	48	36-127	
Bromomethane	ug/L	ND	50	50.2	100	10-188	
Carbon disulfide	ug/L	ND	50	42.6	70	35-148	
Carbon tetrachloride	ug/L	ND	50	38.1	76	45-151	
Chlorobenzene	ug/L	ND	50	38.9	78	45-138	
Chloroethane	ug/L	ND	50	51.0	102	33-164	
Chloroform	ug/L	ND	50	39.9	78	50-135	
Chloromethane	ug/L	ND	50	37.4	75	38-146	
Chloroprene	ug/L	ND	50	35.1J	70	70-130	N2
cis-1,2-Dichloroethene	ug/L	ND	50	40.4	81	43-144	
cis-1,3-Dichloropropene	ug/L	ND	50	25.8	52	42-136	
Dibromochloromethane	ug/L	ND	50	30.5	61	45-136	
Dibromomethane	ug/L	ND	50	38.3	77	51-139	
Dichlorodifluoromethane	ug/L	ND	50	46.7	93	29-174	
Ethyl methacrylate	ug/L	ND	200	178	89	44-150	
Ethylbenzene	ug/L	ND	50	39.6	79	36-146	
Iodomethane	ug/L	ND	100	82.8	83	28-153	
Isobutanol	ug/L	ND	250	607	243	50-150	M0,N2
Methacrylonitrile	ug/L	ND	200	116	58	50-150	N2

Results presented on this page are in the units indicated by the "Units" column except where an alternate unit is presented to the right of the result.

REPORT OF LABORATORY ANALYSIS

This report shall not be reproduced, except in full,
without the written consent of Pace Analytical Services, Inc..

Pace Analytical Services, Inc.
Not NELAP Accredited
4860 Blazer Parkway
Dublin, OH 43017
(614)486-5421

Pace Analytical Services, Inc.
7726 Moller Road
Indianapolis, IN 46268
(317)228-3100

QUALITY CONTROL DATA

Project: Bridgeton Landfill 1Q 2016
Pace Project No.: 50139618

MATRIX SPIKE SAMPLE: 1492418

Parameter	Units	50139618001 Result	Spike Conc.	MS Result	MS % Rec	% Rec Limits	Qualifiers
Methyl methacrylate	ug/L	ND	50	35J	70	70-130	N2
Methylene Chloride	ug/L	ND	50	39.8	80	48-140	
Propionitrile	ug/L	ND	50	33.3J	67	50-150	N2
Styrene	ug/L	ND	50	37.9	76	31-148	
Tetrachloroethene	ug/L	ND	50	38.3	77	38-139	
Toluene	ug/L	ND	50	40.2	79	44-140	
trans-1,2-Dichloroethene	ug/L	ND	50	41.3	83	50-139	
trans-1,3-Dichloropropene	ug/L	ND	50	24.6	49	37-138	
trans-1,4-Dichloro-2-butene	ug/L	ND	200	ND	1	10-157	M0
Trichloroethene	ug/L	ND	50	40.1	80	44-146	
Trichlorofluoromethane	ug/L	ND	50	48.3	97	41-164	
Vinyl acetate	ug/L	ND	200	169	84	15-146	
Vinyl chloride	ug/L	ND	50	45.6	91	43-166	
Xylene (Total)	ug/L	ND	150	120	80	35-146	
4-Bromofluorobenzene (S)	%.				102	79-116	
Dibromofluoromethane (S)	%.				98	84-118	
Toluene-d8 (S)	%.				101	86-110	

SAMPLE DUPLICATE: 1492419

Parameter	Units	50139618001 Result	Dup Result	RPD	Max RPD	Qualifiers
1,1,1,2-Tetrachloroethane	ug/L	ND	ND		20	
1,1,1-Trichloroethane	ug/L	ND	ND		20	
1,1,2,2-Tetrachloroethane	ug/L	ND	ND		20	
1,1,2-Trichloroethane	ug/L	ND	ND		20	
1,1-Dichloroethane	ug/L	ND	ND		20	
1,1-Dichloroethene	ug/L	ND	ND		20	
1,1-Dichloropropene	ug/L	ND	ND		20	
1,2,3-Trichloropropane	ug/L	ND	ND		20	
1,2-Dibromo-3-chloropropane	ug/L	ND	ND		20	
1,2-Dibromoethane (EDB)	ug/L	ND	ND		20	
1,2-Dichlorobenzene	ug/L	ND	ND		20	
1,2-Dichloroethane	ug/L	ND	ND		20	
1,2-Dichloropropane	ug/L	ND	ND		20	
1,3-Dichlorobenzene	ug/L	ND	ND		20	
1,3-Dichloropropane	ug/L	ND	ND		20	
1,4-Dichlorobenzene	ug/L	ND	ND		20	
2,2-Dichloropropane	ug/L	ND	ND		20	
2-Butanone (MEK)	ug/L	ND	ND		20	
2-Hexanone	ug/L	ND	ND		20	
4-Methyl-2-pentanone (MIBK)	ug/L	ND	ND		20	
Acetone	ug/L	ND	ND		20	
Acetonitrile	ug/L	ND	ND		20	
Acrolein	ug/L	ND	ND		20	
Acrylonitrile	ug/L	ND	ND		20	

Results presented on this page are in the units indicated by the "Units" column except where an alternate unit is presented to the right of the result.

REPORT OF LABORATORY ANALYSIS

This report shall not be reproduced, except in full,
without the written consent of Pace Analytical Services, Inc..

Pace Analytical
www.pacelabs.com

Pace Analytical Services, Inc.
Not NELAP Accredited
4860 Blazer Parkway
Dublin, OH 43017
(614)486-5421

Pace Analytical Services, Inc.
7726 Moller Road
Indianapolis, IN 46268
(317)228-3100

QUALITY CONTROL DATA

Project: Bridgeton Landfill 1Q 2016
Pace Project No.: 50139618

SAMPLE DUPLICATE: 1492419

Parameter	Units	50139618001 Result	Dup Result	RPD	Max RPD	Qualifiers
Allyl chloride	ug/L	ND	ND		20	N2
Benzene	ug/L	ND	ND		20	
Bromochloromethane	ug/L	ND	ND		20	
Bromodichloromethane	ug/L	ND	ND		20	
Bromoform	ug/L	ND	ND		20	
Bromomethane	ug/L	ND	ND		20	
Carbon disulfide	ug/L	ND	2.1J		20	
Carbon tetrachloride	ug/L	ND	ND		20	
Chlorobenzene	ug/L	ND	ND		20	
Chloroethane	ug/L	ND	ND		20	
Chloroform	ug/L	ND	.86J		20	
Chloromethane	ug/L	ND	ND		20	
Chloroprene	ug/L	ND	ND		20	N2
cis-1,2-Dichloroethene	ug/L	ND	ND		20	
cis-1,3-Dichloropropene	ug/L	ND	ND		20	
Dibromochloromethane	ug/L	ND	ND		20	
Dibromomethane	ug/L	ND	ND		20	
Dichlorodifluoromethane	ug/L	ND	ND		20	
Ethyl methacrylate	ug/L	ND	ND		20	
Ethylbenzene	ug/L	ND	ND		20	
Iodomethane	ug/L	ND	ND		20	
Isobutanol	ug/L	ND	ND		20	N2
Methacrylonitrile	ug/L	ND	ND		20	N2
Methyl methacrylate	ug/L	ND	ND		20	N2
Methylene Chloride	ug/L	ND	ND		20	
Propionitrile	ug/L	ND	ND		20	N2
Styrene	ug/L	ND	ND		20	
Tetrachloroethene	ug/L	ND	ND		20	
Toluene	ug/L	ND	.85J		20	
trans-1,2-Dichloroethene	ug/L	ND	ND		20	
trans-1,3-Dichloropropene	ug/L	ND	ND		20	
trans-1,4-Dichloro-2-butene	ug/L	ND	ND		20	
Trichloroethene	ug/L	ND	ND		20	
Trichlorofluoromethane	ug/L	ND	ND		20	
Vinyl acetate	ug/L	ND	ND		20	
Vinyl chloride	ug/L	ND	ND		20	
Xylene (Total)	ug/L	ND	ND		20	
4-Bromofluorobenzene (S)	%.	100	98	2		
Dibromofluoromethane (S)	%.	103	98	5		
Toluene-d8 (S)	%.	100	99	0		

Results presented on this page are in the units indicated by the "Units" column except where an alternate unit is presented to the right of the result.

REPORT OF LABORATORY ANALYSIS

This report shall not be reproduced, except in full,
without the written consent of Pace Analytical Services, Inc..

Pace Analytical
www.pacelabs.com

Pace Analytical Services, Inc.
Not NELAP Accredited
4860 Blazer Parkway
Dublin, OH 43017
(614)486-5421

Pace Analytical Services, Inc.
7726 Moller Road
Indianapolis, IN 46268
(317)228-3100

QUALITY CONTROL DATA

Project: Bridgeton Landfill 1Q 2016
Pace Project No.: 50139618

QC Batch: MSV/87634 Analysis Method: EPA 8260
QC Batch Method: EPA 8260 Analysis Description: 8260 MSV
Associated Lab Samples: 50139618015, 50139618016, 50139618017, 50139618018, 50139618019, 50139618020, 50139618021

METHOD BLANK: 1492423 Matrix: Water
Associated Lab Samples: 50139618015, 50139618016, 50139618017, 50139618018, 50139618019, 50139618020, 50139618021

Parameter	Units	Blank Result	Reporting Limit	Analyzed	Qualifiers
1,1,1,2-Tetrachloroethane	ug/L	ND	5.0	03/09/16 12:10	
1,1,1-Trichloroethane	ug/L	ND	5.0	03/09/16 12:10	
1,1,2,2-Tetrachloroethane	ug/L	ND	5.0	03/09/16 12:10	
1,1,2-Trichloroethane	ug/L	ND	5.0	03/09/16 12:10	
1,1-Dichloroethane	ug/L	ND	5.0	03/09/16 12:10	
1,1-Dichloroethene	ug/L	ND	5.0	03/09/16 12:10	
1,1-Dichloropropene	ug/L	ND	5.0	03/09/16 12:10	
1,2,3-Trichloropropane	ug/L	ND	5.0	03/09/16 12:10	
1,2-Dibromo-3-chloropropane	ug/L	ND	5.0	03/09/16 12:10	
1,2-Dibromoethane (EDB)	ug/L	ND	5.0	03/09/16 12:10	
1,2-Dichlorobenzene	ug/L	ND	5.0	03/09/16 12:10	
1,2-Dichloroethane	ug/L	ND	5.0	03/09/16 12:10	
1,2-Dichloropropane	ug/L	ND	5.0	03/09/16 12:10	
1,3-Dichlorobenzene	ug/L	ND	5.0	03/09/16 12:10	
1,3-Dichloropropane	ug/L	ND	5.0	03/09/16 12:10	
1,4-Dichlorobenzene	ug/L	ND	5.0	03/09/16 12:10	
2,2-Dichloropropane	ug/L	ND	5.0	03/09/16 12:10	
2-Butanone (MEK)	ug/L	ND	10.0	03/09/16 12:10	
2-Hexanone	ug/L	ND	10.0	03/09/16 12:10	
4-Methyl-2-pentanone (MIBK)	ug/L	ND	10.0	03/09/16 12:10	
Acetone	ug/L	ND	10.0	03/09/16 12:10	
Acetonitrile	ug/L	ND	100	03/09/16 12:10	
Acrolein	ug/L	ND	50.0	03/09/16 12:10	
Acrylonitrile	ug/L	ND	100	03/09/16 12:10	
Allyl chloride	ug/L	ND	5.0	03/09/16 12:10	N2
Benzene	ug/L	ND	5.0	03/09/16 12:10	
Bromochloromethane	ug/L	ND	5.0	03/09/16 12:10	
Bromodichloromethane	ug/L	ND	5.0	03/09/16 12:10	
Bromoform	ug/L	ND	5.0	03/09/16 12:10	
Bromomethane	ug/L	ND	10.0	03/09/16 12:10	
Carbon disulfide	ug/L	ND	10.0	03/09/16 12:10	
Carbon tetrachloride	ug/L	ND	5.0	03/09/16 12:10	
Chlorobenzene	ug/L	ND	5.0	03/09/16 12:10	
Chloroethane	ug/L	ND	10.0	03/09/16 12:10	
Chloroform	ug/L	ND	5.0	03/09/16 12:10	
Chloromethane	ug/L	ND	10.0	03/09/16 12:10	
Chloroprene	ug/L	ND	100	03/09/16 12:10	N2
cis-1,2-Dichloroethene	ug/L	ND	5.0	03/09/16 12:10	
cis-1,3-Dichloropropene	ug/L	ND	5.0	03/09/16 12:10	
Dibromochloromethane	ug/L	ND	5.0	03/09/16 12:10	
Dibromomethane	ug/L	ND	10.0	03/09/16 12:10	

Results presented on this page are in the units indicated by the "Units" column except where an alternate unit is presented to the right of the result.

REPORT OF LABORATORY ANALYSIS

This report shall not be reproduced, except in full,
without the written consent of Pace Analytical Services, Inc..

QUALITY CONTROL DATA

Project: Bridgeton Landfill 1Q 2016
Pace Project No.: 50139618

METHOD BLANK: 1492423 Matrix: Water
Associated Lab Samples: 50139618015, 50139618016, 50139618017, 50139618018, 50139618019, 50139618020, 50139618021

Parameter	Units	Blank Result	Reporting Limit	Analyzed	Qualifiers
Dichlorodifluoromethane	ug/L	ND	5.0	03/09/16 12:10	
Ethyl methacrylate	ug/L	ND	100	03/09/16 12:10	
Ethylbenzene	ug/L	ND	5.0	03/09/16 12:10	
Iodomethane	ug/L	ND	5.0	03/09/16 12:10	
Isobutanol	ug/L	ND	100	03/09/16 12:10	N2
Methacrylonitrile	ug/L	ND	100	03/09/16 12:10	N2
Methyl methacrylate	ug/L	ND	100	03/09/16 12:10	N2
Methylene Chloride	ug/L	ND	5.0	03/09/16 12:10	
Propionitrile	ug/L	ND	100	03/09/16 12:10	N2
Styrene	ug/L	ND	5.0	03/09/16 12:10	
Tetrachloroethene	ug/L	ND	5.0	03/09/16 12:10	
Toluene	ug/L	ND	5.0	03/09/16 12:10	
trans-1,2-Dichloroethene	ug/L	ND	5.0	03/09/16 12:10	
trans-1,3-Dichloropropene	ug/L	ND	5.0	03/09/16 12:10	
trans-1,4-Dichloro-2-butene	ug/L	ND	10.0	03/09/16 12:10	
Trichloroethene	ug/L	ND	5.0	03/09/16 12:10	
Trichlorofluoromethane	ug/L	ND	10.0	03/09/16 12:10	
Vinyl acetate	ug/L	ND	10.0	03/09/16 12:10	
Vinyl chloride	ug/L	ND	2.0	03/09/16 12:10	
Xylene (Total)	ug/L	ND	5.0	03/09/16 12:10	
4-Bromofluorobenzene (S)	%	100	79-116	03/09/16 12:10	
Dibromofluoromethane (S)	%	97	84-118	03/09/16 12:10	
Toluene-d8 (S)	%	98	86-110	03/09/16 12:10	

LABORATORY CONTROL SAMPLE: 1492424

Parameter	Units	Spike Conc.	LCS Result	LCS % Rec	% Rec Limits	Qualifiers
1,1,1,2-Tetrachloroethane	ug/L	50	44.1	88	74-130	
1,1,1-Trichloroethane	ug/L	50	44.6	89	72-123	
1,1,2,2-Tetrachloroethane	ug/L	50	44.4	89	72-124	
1,1,2-Trichloroethane	ug/L	50	45.3	91	75-125	
1,1-Dichloroethane	ug/L	50	44.0	88	70-120	
1,1-Dichloroethene	ug/L	50	45.2	90	69-127	
1,1-Dichloropropene	ug/L	50	44.9	90	81-129	
1,2,3-Trichloropropane	ug/L	50	44.4	89	77-127	
1,2-Dibromo-3-chloropropane	ug/L	50	46.6	93	67-123	
1,2-Dibromoethane (EDB)	ug/L	50	46.1	92	76-125	
1,2-Dichlorobenzene	ug/L	50	44.8	90	77-122	
1,2-Dichloroethane	ug/L	50	43.1	86	70-123	
1,2-Dichloropropane	ug/L	50	44.8	90	77-124	
1,3-Dichlorobenzene	ug/L	50	44.3	89	76-124	
1,3-Dichloropropane	ug/L	50	44.4	89	77-123	
1,4-Dichlorobenzene	ug/L	50	44.8	90	75-117	
2,2-Dichloropropane	ug/L	50	48.3	97	44-147	

Results presented on this page are in the units indicated by the "Units" column except where an alternate unit is presented to the right of the result.

REPORT OF LABORATORY ANALYSIS

This report shall not be reproduced, except in full,
without the written consent of Pace Analytical Services, Inc..

Pace Analytical
www.pacelabs.com

Pace Analytical Services, Inc.
Not NELAP Accredited
4860 Blazer Parkway
Dublin, OH 43017
(614)486-5421

Pace Analytical Services, Inc.
7726 Moller Road
Indianapolis, IN 46268
(317)228-3100

QUALITY CONTROL DATA

Project: Bridgeton Landfill 1Q 2016
Pace Project No.: 50139618

LABORATORY CONTROL SAMPLE: 1492424

Parameter	Units	Spike Conc.	LCS Result	LCS % Rec	% Rec Limits	Qualifiers
2-Butanone (MEK)	ug/L	250	256	102	60-135	
2-Hexanone	ug/L	250	280	112	65-139	
4-Methyl-2-pentanone (MIBK)	ug/L	250	258	103	66-134	
Acetone	ug/L	250	264	106	47-144	
Acetonitrile	ug/L	50	43.3J	87	50-150	
Acrolein	ug/L	1000	1180	118	31-200	
Acrylonitrile	ug/L	200	196	98	64-133	
Allyl chloride	ug/L	100	87.8	88	70-130	N2
Benzene	ug/L	50	44.7	89	76-122	
Bromochloromethane	ug/L	50	45.3	91	74-134	
Bromodichloromethane	ug/L	50	41.9	84	71-124	
Bromoform	ug/L	50	43.4	87	60-125	
Bromomethane	ug/L	50	52.2	104	23-194	
Carbon disulfide	ug/L	50	42.2	84	63-130	
Carbon tetrachloride	ug/L	50	44.6	89	73-133	
Chlorobenzene	ug/L	50	44.4	89	76-118	
Chloroethane	ug/L	50	52.1	104	50-147	
Chloroform	ug/L	50	44.3	89	70-119	
Chloromethane	ug/L	50	44.7	89	52-136	
Chloroprene	ug/L	50	44.5J	89	70-130	N2
cis-1,2-Dichloroethene	ug/L	50	45.0	90	74-120	
cis-1,3-Dichloropropene	ug/L	50	43.6	87	71-134	
Dibromochloromethane	ug/L	50	42.9	86	73-127	
Dibromomethane	ug/L	50	44.9	90	75-124	
Dichlorodifluoromethane	ug/L	50	53.3	107	39-166	
Ethyl methacrylate	ug/L	200	229	114	73-136	
Ethylbenzene	ug/L	50	44.7	89	75-123	
Iodomethane	ug/L	100	88.3	88	56-142	L3
Isobutanol	ug/L	250	830	332	50-150	N2
Methacrylonitrile	ug/L	200	154	77	50-150	N2
Methyl methacrylate	ug/L	50	46.7J	93	70-130	N2
Methylene Chloride	ug/L	50	44.5	89	66-130	
Propionitrile	ug/L	50	50.5J	101	50-150	N2
Styrene	ug/L	50	45.4	91	78-128	
Tetrachloroethene	ug/L	50	42.3	85	69-119	
Toluene	ug/L	50	44.5	89	74-122	
trans-1,2-Dichloroethene	ug/L	50	45.5	91	72-122	
trans-1,3-Dichloropropene	ug/L	50	45.9	92	66-135	
trans-1,4-Dichloro-2-butene	ug/L	200	107	54	39-153	
Trichloroethene	ug/L	50	45.1	90	75-123	
Trichlorofluoromethane	ug/L	50	55.3	111	58-148	
Vinyl acetate	ug/L	200	244	122	67-154	
Vinyl chloride	ug/L	50	48.7	97	61-147	
Xylene (Total)	ug/L	150	138	92	75-127	
4-Bromofluorobenzene (S)	%.			101	79-116	
Dibromofluoromethane (S)	%.			97	84-118	
Toluene-d8 (S)	%.			101	86-110	

Results presented on this page are in the units indicated by the "Units" column except where an alternate unit is presented to the right of the result.

REPORT OF LABORATORY ANALYSIS

This report shall not be reproduced, except in full,
without the written consent of Pace Analytical Services, Inc..

Pace Analytical
www.pacelabs.com

Pace Analytical Services, Inc.
Not NELAP Accredited
4860 Blazer Parkway
Dublin, OH 43017
(614)486-5421

Pace Analytical Services, Inc.
7726 Moller Road
Indianapolis, IN 46268
(317)228-3100

QUALITY CONTROL DATA

Project: Bridgeton Landfill 1Q 2016
Pace Project No.: 50139618

MATRIX SPIKE SAMPLE: 1493479

Parameter	Units	50139618015 Result	Spike Conc.	MS Result	MS % Rec	% Rec Limits	Qualifiers
1,1,1,2-Tetrachloroethane	ug/L	ND	50	44.3	89	44-142	
1,1,1-Trichloroethane	ug/L	ND	50	46.5	93	51-140	
1,1,2,2-Tetrachloroethane	ug/L	ND	50	42.4	85	49-138	
1,1,2-Trichloroethane	ug/L	ND	50	45.3	91	51-138	
1,1-Dichloroethane	ug/L	ND	50	45.3	91	48-137	
1,1-Dichloroethene	ug/L	ND	50	47.2	94	51-144	
1,1-Dichloropropene	ug/L	ND	50	47.0	94	54-150	
1,2,3-Trichloropropane	ug/L	ND	50	42.1	84	51-139	
1,2-Dibromo-3-chloropropane	ug/L	ND	50	41.5	83	37-127	
1,2-Dibromoethane (EDB)	ug/L	ND	50	45.0	90	52-134	
1,2-Dichlorobenzene	ug/L	ND	50	43.7	87	38-138	
1,2-Dichloroethane	ug/L	ND	50	43.6	87	44-144	
1,2-Dichloropropane	ug/L	ND	50	44.6	89	56-138	
1,3-Dichlorobenzene	ug/L	ND	50	44.1	88	36-139	
1,3-Dichloropropane	ug/L	ND	50	44.0	88	54-137	
1,4-Dichlorobenzene	ug/L	ND	50	43.7	87	34-134	
2,2-Dichloropropane	ug/L	ND	50	44.6	89	20-142	
2-Butanone (MEK)	ug/L	ND	250	242	97	44-142	
2-Hexanone	ug/L	ND	250	260	104	43-150	
4-Methyl-2-pentanone (MIBK)	ug/L	ND	250	243	97	46-143	
Acetone	ug/L	ND	250	263	105	33-150	
Acetonitrile	ug/L	ND	50	36.6J	73	50-150	
Acrolein	ug/L	ND	1000	922	92	32-200	
Acrylonitrile	ug/L	ND	200	186	93	47-143	
Allyl chloride	ug/L	ND	100	73.1	73	70-130	N2
Benzene	ug/L	ND	50	46.5	93	51-140	
Bromochloromethane	ug/L	ND	50	46.4	93	53-148	
Bromodichloromethane	ug/L	ND	50	41.8	84	46-137	
Bromoform	ug/L	ND	50	38.1	76	36-127	
Bromomethane	ug/L	ND	50	54.5	109	10-188	
Carbon disulfide	ug/L	ND	50	35.8	72	35-148	
Carbon tetrachloride	ug/L	ND	50	45.1	90	45-151	
Chlorobenzene	ug/L	ND	50	45.2	90	45-138	
Chloroethane	ug/L	ND	50	54.8	110	33-164	
Chloroform	ug/L	ND	50	45.7	91	50-135	
Chloromethane	ug/L	ND	50	45.0	90	38-146	
Chloroprene	ug/L	ND	50	46.2J	92	70-130	N2
cis-1,2-Dichloroethene	ug/L	ND	50	46.3	93	43-144	
cis-1,3-Dichloropropene	ug/L	ND	50	38.5	77	42-136	
Dibromochloromethane	ug/L	ND	50	40.7	81	45-136	
Dibromomethane	ug/L	ND	50	44.9	90	51-139	
Dichlorodifluoromethane	ug/L	ND	50	51.7	103	29-174	
Ethyl methacrylate	ug/L	ND	200	218	109	44-150	
Ethylbenzene	ug/L	ND	50	46.1	92	36-146	
Iodomethane	ug/L	ND	100	92.4	92	28-153	
Isobutanol	ug/L	ND	250	744	298	50-150	M0,N2
Methacrylonitrile	ug/L	ND	200	149	74	50-150	N2

Results presented on this page are in the units indicated by the "Units" column except where an alternate unit is presented to the right of the result.

REPORT OF LABORATORY ANALYSIS

This report shall not be reproduced, except in full,
without the written consent of Pace Analytical Services, Inc..

Pace Analytical Services, Inc.
Not NELAP Accredited
4860 Blazer Parkway
Dublin, OH 43017
(614)486-5421

Pace Analytical Services, Inc.
7726 Moller Road
Indianapolis, IN 46268
(317)228-3100

QUALITY CONTROL DATA

Project: Bridgeton Landfill 1Q 2016
Pace Project No.: 50139618

MATRIX SPIKE SAMPLE: 1493479

Parameter	Units	50139618015 Result	Spike Conc.	MS Result	MS % Rec	% Rec Limits	Qualifiers
Methyl methacrylate	ug/L	ND	50	43.3J	87	70-130	N2
Methylene Chloride	ug/L	ND	50	45.6	91	48-140	
Propionitrile	ug/L	ND	50	47.7J	95	50-150	N2
Styrene	ug/L	ND	50	43.3	87	31-148	
Tetrachloroethene	ug/L	ND	50	43.6	87	38-139	
Toluene	ug/L	ND	50	45.8	92	44-140	
trans-1,2-Dichloroethene	ug/L	ND	50	47.5	95	50-139	
trans-1,3-Dichloropropene	ug/L	ND	50	41.3	83	37-138	
trans-1,4-Dichloro-2-butene	ug/L	ND	200	61.0	31	10-157	
Trichloroethene	ug/L	ND	50	46.4	93	44-146	
Trichlorofluoromethane	ug/L	ND	50	57.2	114	41-164	
Vinyl acetate	ug/L	ND	200	195	98	15-146	
Vinyl chloride	ug/L	ND	50	52.3	105	43-166	
Xylene (Total)	ug/L	ND	150	139	93	35-146	
4-Bromofluorobenzene (S)	%.				103	79-116	
Dibromofluoromethane (S)	%.				99	84-118	
Toluene-d8 (S)	%.				100	86-110	

SAMPLE DUPLICATE: 1493480

Parameter	Units	50139618016 Result	Dup Result	RPD	Max RPD	Qualifiers
1,1,1,2-Tetrachloroethane	ug/L	ND	ND		20	
1,1,1-Trichloroethane	ug/L	ND	ND		20	
1,1,2,2-Tetrachloroethane	ug/L	ND	ND		20	
1,1,2-Trichloroethane	ug/L	ND	ND		20	
1,1-Dichloroethane	ug/L	ND	ND		20	
1,1-Dichloroethene	ug/L	ND	ND		20	
1,1-Dichloropropene	ug/L	ND	ND		20	
1,2,3-Trichloropropane	ug/L	ND	ND		20	
1,2-Dibromo-3-chloropropane	ug/L	ND	ND		20	
1,2-Dibromoethane (EDB)	ug/L	ND	ND		20	
1,2-Dichlorobenzene	ug/L	ND	ND		20	
1,2-Dichloroethane	ug/L	ND	ND		20	
1,2-Dichloropropane	ug/L	ND	ND		20	
1,3-Dichlorobenzene	ug/L	ND	ND		20	
1,3-Dichloropropane	ug/L	ND	ND		20	
1,4-Dichlorobenzene	ug/L	ND	ND		20	
2,2-Dichloropropane	ug/L	ND	ND		20	
2-Butanone (MEK)	ug/L	ND	ND		20	
2-Hexanone	ug/L	ND	ND		20	
4-Methyl-2-pentanone (MIBK)	ug/L	ND	ND		20	
Acetone	ug/L	ND	ND		20	
Acetonitrile	ug/L	ND	ND		20	
Acrolein	ug/L	ND	ND		20	
Acrylonitrile	ug/L	ND	ND		20	

Results presented on this page are in the units indicated by the "Units" column except where an alternate unit is presented to the right of the result.

REPORT OF LABORATORY ANALYSIS

This report shall not be reproduced, except in full,
without the written consent of Pace Analytical Services, Inc..

Pace Analytical
www.pacelabs.com

Pace Analytical Services, Inc.
Not NELAP Accredited
4860 Blazer Parkway
Dublin, OH 43017
(614)486-5421

Pace Analytical Services, Inc.
7726 Moller Road
Indianapolis, IN 46268
(317)228-3100

QUALITY CONTROL DATA

Project: Bridgeton Landfill 1Q 2016
Pace Project No.: 50139618

SAMPLE DUPLICATE: 1493480

Parameter	Units	50139618016 Result	Dup Result	RPD	Max RPD	Qualifiers
Allyl chloride	ug/L	ND	ND		20	N2
Benzene	ug/L	ND	ND		20	
Bromochloromethane	ug/L	ND	ND		20	
Bromodichloromethane	ug/L	ND	ND		20	
Bromoform	ug/L	ND	ND		20	
Bromomethane	ug/L	ND	ND		20	
Carbon disulfide	ug/L	ND	ND		20	
Carbon tetrachloride	ug/L	ND	ND		20	
Chlorobenzene	ug/L	ND	ND		20	
Chloroethane	ug/L	ND	ND		20	
Chloroform	ug/L	ND	ND		20	
Chloromethane	ug/L	ND	ND		20	
Chloroprene	ug/L	ND	ND		20	N2
cis-1,2-Dichloroethene	ug/L	ND	ND		20	
cis-1,3-Dichloropropene	ug/L	ND	ND		20	
Dibromochloromethane	ug/L	ND	ND		20	
Dibromomethane	ug/L	ND	ND		20	
Dichlorodifluoromethane	ug/L	ND	ND		20	
Ethyl methacrylate	ug/L	ND	ND		20	
Ethylbenzene	ug/L	ND	ND		20	
Iodomethane	ug/L	ND	ND		20	
Isobutanol	ug/L	ND	ND		20	N2
Methacrylonitrile	ug/L	ND	ND		20	N2
Methyl methacrylate	ug/L	ND	ND		20	N2
Methylene Chloride	ug/L	ND	ND		20	
Propionitrile	ug/L	ND	ND		20	N2
Styrene	ug/L	ND	ND		20	
Tetrachloroethene	ug/L	ND	ND		20	
Toluene	ug/L	ND	ND		20	
trans-1,2-Dichloroethene	ug/L	ND	ND		20	
trans-1,3-Dichloropropene	ug/L	ND	ND		20	
trans-1,4-Dichloro-2-butene	ug/L	ND	ND		20	
Trichloroethene	ug/L	ND	ND		20	
Trichlorofluoromethane	ug/L	ND	ND		20	
Vinyl acetate	ug/L	ND	ND		20	
Vinyl chloride	ug/L	ND	ND		20	
Xylene (Total)	ug/L	ND	ND		20	
4-Bromofluorobenzene (S)	%.	96	97	1		
Dibromofluoromethane (S)	%.	97	98	1		
Toluene-d8 (S)	%.	98	100	2		

Results presented on this page are in the units indicated by the "Units" column except where an alternate unit is presented to the right of the result.

REPORT OF LABORATORY ANALYSIS

This report shall not be reproduced, except in full,
without the written consent of Pace Analytical Services, Inc..

Pace Analytical
www.pacelabs.com

Pace Analytical Services, Inc.
Not NELAP Accredited
4860 Blazer Parkway
Dublin, OH 43017
(614)486-5421

Pace Analytical Services, Inc.
7726 Moller Road
Indianapolis, IN 46268
(317)228-3100

QUALITY CONTROL DATA

Project: Bridgeton Landfill 1Q 2016
Pace Project No.: 50139618

QC Batch: MSV/87681
QC Batch Method: EPA 8260
Analysis Method: EPA 8260
Analysis Description: 8260 MSV
Associated Lab Samples: 50139618007

METHOD BLANK: 1493158
Matrix: Water
Associated Lab Samples: 50139618007

Parameter	Units	Blank Result	Reporting Limit	Analyzed	Qualifiers
1,1,1,2-Tetrachloroethane	ug/L	ND	5.0	03/09/16 01:05	
1,1,1-Trichloroethane	ug/L	ND	5.0	03/09/16 01:05	
1,1,2,2-Tetrachloroethane	ug/L	ND	5.0	03/09/16 01:05	
1,1,2-Trichloroethane	ug/L	ND	5.0	03/09/16 01:05	
1,1-Dichloroethane	ug/L	ND	5.0	03/09/16 01:05	
1,1-Dichloroethene	ug/L	ND	5.0	03/09/16 01:05	
1,1-Dichloropropene	ug/L	ND	5.0	03/09/16 01:05	
1,2,3-Trichloropropane	ug/L	ND	5.0	03/09/16 01:05	
1,2-Dibromo-3-chloropropane	ug/L	ND	5.0	03/09/16 01:05	
1,2-Dibromoethane (EDB)	ug/L	ND	5.0	03/09/16 01:05	
1,2-Dichlorobenzene	ug/L	ND	5.0	03/09/16 01:05	
1,2-Dichloroethane	ug/L	ND	5.0	03/09/16 01:05	
1,2-Dichloropropane	ug/L	ND	5.0	03/09/16 01:05	
1,3-Dichlorobenzene	ug/L	ND	5.0	03/09/16 01:05	
1,3-Dichloropropane	ug/L	ND	5.0	03/09/16 01:05	
1,4-Dichlorobenzene	ug/L	ND	5.0	03/09/16 01:05	
2,2-Dichloropropane	ug/L	ND	5.0	03/09/16 01:05	
2-Butanone (MEK)	ug/L	ND	10.0	03/09/16 01:05	
2-Hexanone	ug/L	ND	10.0	03/09/16 01:05	
4-Methyl-2-pentanone (MIBK)	ug/L	ND	10.0	03/09/16 01:05	
Acetone	ug/L	ND	10.0	03/09/16 01:05	
Acetonitrile	ug/L	ND	100	03/09/16 01:05	
Acrolein	ug/L	ND	50.0	03/09/16 01:05	
Acrylonitrile	ug/L	ND	100	03/09/16 01:05	
Allyl chloride	ug/L	ND	5.0	03/09/16 01:05	N2
Benzene	ug/L	ND	5.0	03/09/16 01:05	
Bromochloromethane	ug/L	ND	5.0	03/09/16 01:05	
Bromodichloromethane	ug/L	ND	5.0	03/09/16 01:05	
Bromoform	ug/L	ND	5.0	03/09/16 01:05	
Bromomethane	ug/L	ND	10.0	03/09/16 01:05	
Carbon disulfide	ug/L	ND	10.0	03/09/16 01:05	
Carbon tetrachloride	ug/L	ND	5.0	03/09/16 01:05	
Chlorobenzene	ug/L	ND	5.0	03/09/16 01:05	
Chloroethane	ug/L	ND	10.0	03/09/16 01:05	
Chloroform	ug/L	ND	5.0	03/09/16 01:05	
Chloromethane	ug/L	ND	10.0	03/09/16 01:05	
Chloroprene	ug/L	ND	100	03/09/16 01:05	N2
cis-1,2-Dichloroethene	ug/L	ND	5.0	03/09/16 01:05	
cis-1,3-Dichloropropene	ug/L	ND	5.0	03/09/16 01:05	
Dibromochloromethane	ug/L	ND	5.0	03/09/16 01:05	
Dibromomethane	ug/L	ND	10.0	03/09/16 01:05	

Results presented on this page are in the units indicated by the "Units" column except where an alternate unit is presented to the right of the result.

REPORT OF LABORATORY ANALYSIS

This report shall not be reproduced, except in full,
without the written consent of Pace Analytical Services, Inc.

Pace Analytical
www.pacelabs.com

Pace Analytical Services, Inc.
Not NELAP Accredited
4860 Blazer Parkway
Dublin, OH 43017
(614)486-5421

Pace Analytical Services, Inc.
7726 Moller Road
Indianapolis, IN 46268
(317)228-3100

QUALITY CONTROL DATA

Project: Bridgeton Landfill 1Q 2016
Pace Project No.: 50139618

METHOD BLANK: 1493158 Matrix: Water
Associated Lab Samples: 50139618007

Parameter	Units	Blank Result	Reporting Limit	Analyzed	Qualifiers
Dichlorodifluoromethane	ug/L	ND	5.0	03/09/16 01:05	
Ethyl methacrylate	ug/L	ND	100	03/09/16 01:05	
Ethylbenzene	ug/L	ND	5.0	03/09/16 01:05	
Iodomethane	ug/L	ND	5.0	03/09/16 01:05	
Isobutanol	ug/L	ND	100	03/09/16 01:05	N2
Methacrylonitrile	ug/L	ND	100	03/09/16 01:05	N2
Methyl methacrylate	ug/L	ND	100	03/09/16 01:05	N2
Methylene Chloride	ug/L	ND	5.0	03/09/16 01:05	
Propionitrile	ug/L	ND	100	03/09/16 01:05	N2
Styrene	ug/L	ND	5.0	03/09/16 01:05	
Tetrachloroethene	ug/L	ND	5.0	03/09/16 01:05	
Toluene	ug/L	ND	5.0	03/09/16 01:05	
trans-1,2-Dichloroethene	ug/L	ND	5.0	03/09/16 01:05	
trans-1,3-Dichloropropene	ug/L	ND	5.0	03/09/16 01:05	
trans-1,4-Dichloro-2-butene	ug/L	ND	10.0	03/09/16 01:05	
Trichloroethene	ug/L	ND	5.0	03/09/16 01:05	
Trichlorofluoromethane	ug/L	ND	10.0	03/09/16 01:05	
Vinyl acetate	ug/L	ND	10.0	03/09/16 01:05	
Vinyl chloride	ug/L	ND	2.0	03/09/16 01:05	
Xylene (Total)	ug/L	ND	5.0	03/09/16 01:05	
4-Bromofluorobenzene (S)	%.	99	79-116	03/09/16 01:05	
Dibromofluoromethane (S)	%.	102	84-118	03/09/16 01:05	
Toluene-d8 (S)	%.	100	86-110	03/09/16 01:05	

LABORATORY CONTROL SAMPLE: 1493159

Parameter	Units	Spike Conc.	LCS Result	LCS % Rec	% Rec Limits	Qualifiers
1,1,1,2-Tetrachloroethane	ug/L	50	52.1	104	74-130	
1,1,1-Trichloroethane	ug/L	50	50.9	102	72-123	
1,1,2,2-Tetrachloroethane	ug/L	50	51.7	103	72-124	
1,1,2-Trichloroethane	ug/L	50	51.9	104	75-125	
1,1-Dichloroethane	ug/L	50	48.5	97	70-120	
1,1-Dichloroethene	ug/L	50	48.5	97	69-127	
1,1-Dichloropropene	ug/L	50	49.3	99	81-129	
1,2,3-Trichloropropane	ug/L	50	54.2	108	77-127	
1,2-Dibromo-3-chloropropane	ug/L	50	51.6	103	67-123	
1,2-Dibromoethane (EDB)	ug/L	50	53.8	108	76-125	
1,2-Dichlorobenzene	ug/L	50	51.0	102	77-122	
1,2-Dichloroethane	ug/L	50	50.8	102	70-123	
1,2-Dichloropropane	ug/L	50	53.4	107	77-124	
1,3-Dichlorobenzene	ug/L	50	50.6	101	76-124	
1,3-Dichloropropane	ug/L	50	51.9	104	77-123	
1,4-Dichlorobenzene	ug/L	50	50.3	101	75-117	
2,2-Dichloropropane	ug/L	50	42.4	85	44-147	

Results presented on this page are in the units indicated by the "Units" column except where an alternate unit is presented to the right of the result.

REPORT OF LABORATORY ANALYSIS

This report shall not be reproduced, except in full,
without the written consent of Pace Analytical Services, Inc..

Pace Analytical Services, Inc.
Not NELAP Accredited
4860 Blazer Parkway
Dublin, OH 43017
(614)486-5421

Pace Analytical Services, Inc.
7726 Moller Road
Indianapolis, IN 46268
(317)228-3100

QUALITY CONTROL DATA

Project: Bridgeton Landfill 1Q 2016
Pace Project No.: 50139618

LABORATORY CONTROL SAMPLE: 1493159

Parameter	Units	Spike Conc.	LCS Result	LCS % Rec	% Rec Limits	Qualifiers
2-Butanone (MEK)	ug/L	250	258	103	60-135	
2-Hexanone	ug/L	250	260	104	65-139	
4-Methyl-2-pentanone (MIBK)	ug/L	250	263	105	66-134	
Acetone	ug/L	250	245	98	47-144	
Acetonitrile	ug/L	50	49.5J	99	50-150	
Acrolein	ug/L	1000	1440	144	31-200	
Acrylonitrile	ug/L	200	197	98	64-133	
Allyl chloride	ug/L	100	94.5	95	70-130	N2
Benzene	ug/L	50	49.6	99	76-122	
Bromochloromethane	ug/L	50	53.7	107	74-134	
Bromodichloromethane	ug/L	50	51.8	104	71-124	
Bromoform	ug/L	50	49.6	99	60-125	
Bromomethane	ug/L	50	62.7	125	23-194	
Carbon disulfide	ug/L	50	43.0	86	63-130	
Carbon tetrachloride	ug/L	50	53.9	108	73-133	
Chlorobenzene	ug/L	50	49.0	98	76-118	
Chloroethane	ug/L	50	50.2	100	50-147	
Chloroform	ug/L	50	50.9	102	70-119	
Chloromethane	ug/L	50	75.5	151	52-136	L3
Chloroprene	ug/L	50	50.5J	101	70-130	N2
cis-1,2-Dichloroethene	ug/L	50	50.7	101	74-120	
cis-1,3-Dichloropropene	ug/L	50	49.8	100	71-134	
Dibromochloromethane	ug/L	50	56.0	112	73-127	
Dibromomethane	ug/L	50	49.6	99	75-124	
Dichlorodifluoromethane	ug/L	50	46.0	92	39-166	
Ethyl methacrylate	ug/L	200	212	106	73-136	
Ethylbenzene	ug/L	50	49.7	99	75-123	
Iodomethane	ug/L	100	96.6	97	56-142	
Isobutanol	ug/L	250	65.2J	26	50-150	L0,N2
Methacrylonitrile	ug/L	200	188	94	50-150	N2
Methyl methacrylate	ug/L	50	54J	108	70-130	N2
Methylene Chloride	ug/L	50	53.8	108	66-130	
Propionitrile	ug/L	50	45.3J	91	50-150	N2
Styrene	ug/L	50	52.3	105	78-128	
Tetrachloroethene	ug/L	50	52.0	104	69-119	
Toluene	ug/L	50	47.7	95	74-122	
trans-1,2-Dichloroethene	ug/L	50	48.9	98	72-122	
trans-1,3-Dichloropropene	ug/L	50	52.1	104	66-135	
trans-1,4-Dichloro-2-butene	ug/L	200	204	102	39-153	
Trichloroethene	ug/L	50	54.4	109	75-123	
Trichlorofluoromethane	ug/L	50	66.8	134	58-148	
Vinyl acetate	ug/L	200	231	115	67-154	
Vinyl chloride	ug/L	50	49.3	99	61-147	
Xylene (Total)	ug/L	150	155	103	75-127	
4-Bromofluorobenzene (S)	%.			102	79-116	
Dibromofluoromethane (S)	%.			102	84-118	
Toluene-d8 (S)	%.			102	86-110	

Results presented on this page are in the units indicated by the "Units" column except where an alternate unit is presented to the right of the result.

REPORT OF LABORATORY ANALYSIS

This report shall not be reproduced, except in full,
without the written consent of Pace Analytical Services, Inc..

Pace Analytical
www.pacelabs.com

Pace Analytical Services, Inc.
Not NELAP Accredited
4860 Blazer Parkway
Dublin, OH 43017
(614)486-5421

Pace Analytical Services, Inc.
7726 Moller Road
Indianapolis, IN 46268
(317)228-3100

QUALITY CONTROL DATA

Project: Bridgeton Landfill 1Q 2016
Pace Project No.: 50139618

QC Batch: MSV/87752
QC Batch Method: EPA 8260
Analysis Method: EPA 8260
Analysis Description: 8260 MSV
Associated Lab Samples: 50139618008

METHOD BLANK: 1494750
Matrix: Water
Associated Lab Samples: 50139618008

Parameter	Units	Blank Result	Reporting Limit	Analyzed	Qualifiers
1,1,1,2-Tetrachloroethane	ug/L	ND	5.0	03/11/16 01:22	
1,1,1-Trichloroethane	ug/L	ND	5.0	03/11/16 01:22	
1,1,2,2-Tetrachloroethane	ug/L	ND	5.0	03/11/16 01:22	
1,1,2-Trichloroethane	ug/L	ND	5.0	03/11/16 01:22	
1,1-Dichloroethane	ug/L	ND	5.0	03/11/16 01:22	
1,1-Dichloroethene	ug/L	ND	5.0	03/11/16 01:22	
1,1-Dichloropropene	ug/L	ND	5.0	03/11/16 01:22	
1,2,3-Trichloropropane	ug/L	ND	5.0	03/11/16 01:22	
1,2-Dibromo-3-chloropropane	ug/L	ND	5.0	03/11/16 01:22	
1,2-Dibromoethane (EDB)	ug/L	ND	5.0	03/11/16 01:22	
1,2-Dichlorobenzene	ug/L	ND	5.0	03/11/16 01:22	
1,2-Dichloroethane	ug/L	ND	5.0	03/11/16 01:22	
1,2-Dichloropropane	ug/L	ND	5.0	03/11/16 01:22	
1,3-Dichlorobenzene	ug/L	ND	5.0	03/11/16 01:22	
1,3-Dichloropropane	ug/L	ND	5.0	03/11/16 01:22	
1,4-Dichlorobenzene	ug/L	ND	5.0	03/11/16 01:22	
2,2-Dichloropropane	ug/L	ND	5.0	03/11/16 01:22	
2-Butanone (MEK)	ug/L	ND	10.0	03/11/16 01:22	
2-Hexanone	ug/L	ND	10.0	03/11/16 01:22	
4-Methyl-2-pentanone (MIBK)	ug/L	ND	10.0	03/11/16 01:22	
Acetone	ug/L	ND	10.0	03/11/16 01:22	
Acetonitrile	ug/L	ND	100	03/11/16 01:22	
Acrolein	ug/L	ND	50.0	03/11/16 01:22	
Acrylonitrile	ug/L	ND	100	03/11/16 01:22	
Allyl chloride	ug/L	ND	5.0	03/11/16 01:22	N2
Benzene	ug/L	ND	5.0	03/11/16 01:22	
Bromochloromethane	ug/L	ND	5.0	03/11/16 01:22	
Bromodichloromethane	ug/L	ND	5.0	03/11/16 01:22	
Bromoform	ug/L	ND	5.0	03/11/16 01:22	
Bromomethane	ug/L	ND	10.0	03/11/16 01:22	
Carbon disulfide	ug/L	ND	10.0	03/11/16 01:22	
Carbon tetrachloride	ug/L	ND	5.0	03/11/16 01:22	
Chlorobenzene	ug/L	ND	5.0	03/11/16 01:22	
Chloroethane	ug/L	ND	10.0	03/11/16 01:22	
Chloroform	ug/L	ND	5.0	03/11/16 01:22	
Chloromethane	ug/L	ND	10.0	03/11/16 01:22	
Chloroprene	ug/L	ND	100	03/11/16 01:22	N2
cis-1,2-Dichloroethene	ug/L	ND	5.0	03/11/16 01:22	
cis-1,3-Dichloropropene	ug/L	ND	5.0	03/11/16 01:22	
Dibromochloromethane	ug/L	ND	5.0	03/11/16 01:22	
Dibromomethane	ug/L	ND	10.0	03/11/16 01:22	

Results presented on this page are in the units indicated by the "Units" column except where an alternate unit is presented to the right of the result.

REPORT OF LABORATORY ANALYSIS

This report shall not be reproduced, except in full,
without the written consent of Pace Analytical Services, Inc..

Pace Analytical Services, Inc.
Not NELAP Accredited
4860 Blazer Parkway
Dublin, OH 43017
(614)486-5421

Pace Analytical Services, Inc.
7726 Moller Road
Indianapolis, IN 46268
(317)228-3100

QUALITY CONTROL DATA

Project: Bridgeton Landfill 1Q 2016
Pace Project No.: 50139618

METHOD BLANK: 1494750 Matrix: Water
Associated Lab Samples: 50139618008

Parameter	Units	Blank Result	Reporting Limit	Analyzed	Qualifiers
Dichlorodifluoromethane	ug/L	ND	5.0	03/11/16 01:22	
Ethyl methacrylate	ug/L	ND	100	03/11/16 01:22	
Ethylbenzene	ug/L	ND	5.0	03/11/16 01:22	
Iodomethane	ug/L	ND	5.0	03/11/16 01:22	
Isobutanol	ug/L	ND	100	03/11/16 01:22	N2
Methacrylonitrile	ug/L	ND	100	03/11/16 01:22	N2
Methyl methacrylate	ug/L	ND	100	03/11/16 01:22	N2
Methylene Chloride	ug/L	ND	5.0	03/11/16 01:22	
n-Butyl chloride	ug/L	ND	5.0	03/11/16 01:22	
Propionitrile	ug/L	ND	100	03/11/16 01:22	N2
Styrene	ug/L	ND	5.0	03/11/16 01:22	
Tetrachloroethene	ug/L	ND	5.0	03/11/16 01:22	
Toluene	ug/L	ND	5.0	03/11/16 01:22	
trans-1,2-Dichloroethene	ug/L	ND	5.0	03/11/16 01:22	
trans-1,3-Dichloropropene	ug/L	ND	5.0	03/11/16 01:22	
trans-1,4-Dichloro-2-butene	ug/L	ND	10.0	03/11/16 01:22	
Trichloroethene	ug/L	ND	5.0	03/11/16 01:22	
Trichlorofluoromethane	ug/L	ND	10.0	03/11/16 01:22	
Vinyl acetate	ug/L	ND	10.0	03/11/16 01:22	
Vinyl chloride	ug/L	ND	2.0	03/11/16 01:22	
Xylene (Total)	ug/L	ND	5.0	03/11/16 01:22	
4-Bromofluorobenzene (S)	%.	94	79-116	03/11/16 01:22	
Dibromofluoromethane (S)	%.	101	84-118	03/11/16 01:22	
Toluene-d8 (S)	%.	98	86-110	03/11/16 01:22	

LABORATORY CONTROL SAMPLE: 1494751

Parameter	Units	Spike Conc.	LCS Result	LCS % Rec	% Rec Limits	Qualifiers
1,1,1,2-Tetrachloroethane	ug/L	50	50.6	101	74-130	
1,1,1-Trichloroethane	ug/L	50	49.7	99	72-123	
1,1,2,2-Tetrachloroethane	ug/L	50	47.9	96	72-124	
1,1,2-Trichloroethane	ug/L	50	49.2	98	75-125	
1,1-Dichloroethane	ug/L	50	49.9	100	70-120	
1,1-Dichloroethene	ug/L	50	51.4	103	69-127	
1,1-Dichloropropene	ug/L	50	51.6	103	81-129	
1,2,3-Trichloropropane	ug/L	50	47.4	95	77-127	
1,2-Dibromo-3-chloropropane	ug/L	50	51.0	102	67-123	
1,2-Dibromoethane (EDB)	ug/L	50	52.2	104	76-125	
1,2-Dichlorobenzene	ug/L	50	46.9	94	77-122	
1,2-Dichloroethane	ug/L	50	48.2	96	70-123	
1,2-Dichloropropane	ug/L	50	51.2	102	77-124	
1,3-Dichlorobenzene	ug/L	50	48.0	96	76-124	
1,3-Dichloropropane	ug/L	50	49.4	99	77-123	
1,4-Dichlorobenzene	ug/L	50	46.6	93	75-117	

Results presented on this page are in the units indicated by the "Units" column except where an alternate unit is presented to the right of the result.

REPORT OF LABORATORY ANALYSIS

This report shall not be reproduced, except in full,
without the written consent of Pace Analytical Services, Inc..

QUALITY CONTROL DATA

Project: Bridgeton Landfill 1Q 2016
Pace Project No.: 50139618

LABORATORY CONTROL SAMPLE: 1494751

Parameter	Units	Spike Conc.	LCS Result	LCS % Rec	% Rec Limits	Qualifiers
2,2-Dichloropropane	ug/L	50	49.2	98	44-147	
2-Butanone (MEK)	ug/L	250	264	106	60-135	
2-Hexanone	ug/L	250	265	106	65-139	
4-Methyl-2-pentanone (MIBK)	ug/L	250	263	105	66-134	
Acetone	ug/L	250	249	100	47-144	
Acetonitrile	ug/L	50	50.5J	101	50-150	
Acrolein	ug/L	1000	1120	112	31-200	
Acrylonitrile	ug/L	200	204	102	64-133	
Allyl chloride	ug/L	100	105	105	70-130	N2
Benzene	ug/L	50	49.5	99	76-122	
Bromochloromethane	ug/L	50	54.3	109	74-134	
Bromodichloromethane	ug/L	50	48.7	97	71-124	
Bromoform	ug/L	50	45.6	91	60-125	
Bromomethane	ug/L	50	46.6	93	23-194	
Carbon disulfide	ug/L	50	48.1	96	63-130	
Carbon tetrachloride	ug/L	50	51.0	102	73-133	
Chlorobenzene	ug/L	50	47.1	94	76-118	
Chloroethane	ug/L	50	47.2	94	50-147	
Chloroform	ug/L	50	49.1	98	70-119	
Chloromethane	ug/L	50	45.3	91	52-136	
Chloroprene	ug/L	50	51.6J	103	70-130	N2
cis-1,2-Dichloroethene	ug/L	50	49.8	100	74-120	
cis-1,3-Dichloropropene	ug/L	50	49.3	99	71-134	
Dibromochloromethane	ug/L	50	50.5	101	73-127	
Dibromomethane	ug/L	50	50.5	101	75-124	
Dichlorodifluoromethane	ug/L	50	46.3	93	39-166	
Ethyl methacrylate	ug/L	200	214	107	73-136	
Ethylbenzene	ug/L	50	47.6	95	75-123	
Iodomethane	ug/L	100	87.6	88	56-142	
Isobutanol	ug/L	250	61.8J	25	50-150	L0,N2
Methacrylonitrile	ug/L	200	198	99	50-150	N2
Methyl methacrylate	ug/L	50	52.6J	105	70-130	N2
Methylene Chloride	ug/L	50	39.1	78	66-130	
n-Butyl chloride	ug/L	50	ND	0	70-130	
Propionitrile	ug/L	50	52.1J	104	50-150	N2
Styrene	ug/L	50	50.4	101	78-128	
Tetrachloroethene	ug/L	50	44.8	90	69-119	
Toluene	ug/L	50	44.3	89	74-122	
trans-1,2-Dichloroethene	ug/L	50	51.0	102	72-122	
trans-1,3-Dichloropropene	ug/L	50	48.8	98	66-135	
trans-1,4-Dichloro-2-butene	ug/L	200	197	99	39-153	
Trichloroethene	ug/L	50	50.5	101	75-123	
Trichlorofluoromethane	ug/L	50	49.8	100	58-148	
Vinyl acetate	ug/L	200	172	86	67-154	
Vinyl chloride	ug/L	50	46.8	94	61-147	
Xylene (Total)	ug/L	150	142	95	75-127	
4-Bromofluorobenzene (S)	%.			93	79-116	

Results presented on this page are in the units indicated by the "Units" column except where an alternate unit is presented to the right of the result.

REPORT OF LABORATORY ANALYSIS

This report shall not be reproduced, except in full,
without the written consent of Pace Analytical Services, Inc..

Pace Analytical
www.pacelabs.com

Pace Analytical Services, Inc.
Not NELAP Accredited
4860 Blazer Parkway
Dublin, OH 43017
(614)486-5421

Pace Analytical Services, Inc.
7726 Moller Road
Indianapolis, IN 46268
(317)228-3100

QUALITY CONTROL DATA

Project: Bridgeton Landfill 1Q 2016
Pace Project No.: 50139618

LABORATORY CONTROL SAMPLE: 1494751

Parameter	Units	Spike Conc.	LCS Result	LCS % Rec	% Rec Limits	Qualifiers
Dibromofluoromethane (S)	%.			101	84-118	
Toluene-d8 (S)	%.			98	86-110	

Results presented on this page are in the units indicated by the "Units" column except where an alternate unit is presented to the right of the result.

REPORT OF LABORATORY ANALYSIS

This report shall not be reproduced, except in full,
without the written consent of Pace Analytical Services, Inc..

Pace Analytical
www.pacelabs.com

Pace Analytical Services, Inc.
Not NELAP Accredited
4860 Blazer Parkway
Dublin, OH 43017
(614)486-5421

Pace Analytical Services, Inc.
7726 Moller Road
Indianapolis, IN 46268
(317)228-3100

QUALITY CONTROL DATA

Project: Bridgeton Landfill 1Q 2016
Pace Project No.: 50139618

QC Batch: MSV/87828 Analysis Method: EPA 8260
QC Batch Method: EPA 8260 Analysis Description: 8260 MSV
Associated Lab Samples: 50139618022, 50139618023, 50139618026, 50139618032, 50139618033, 50139618037, 50139618038, 50139618039, 50139618040, 50139618041, 50139618042, 50139618043, 50139618044, 50139618045, 50139618046, 50139618047, 50139618048, 50139618049, 50139618050, 50139618051

METHOD BLANK: 1496174 Matrix: Water
Associated Lab Samples: 50139618022, 50139618023, 50139618026, 50139618032, 50139618033, 50139618037, 50139618038, 50139618039, 50139618040, 50139618041, 50139618042, 50139618043, 50139618044, 50139618045, 50139618046, 50139618047, 50139618048, 50139618049, 50139618050, 50139618051

Parameter	Units	Blank Result	Reporting Limit	Analyzed	Qualifiers
1,1,1,2-Tetrachloroethane	ug/L	ND	5.0	03/13/16 15:18	
1,1,1-Trichloroethane	ug/L	ND	5.0	03/13/16 15:18	
1,1,2,2-Tetrachloroethane	ug/L	ND	5.0	03/13/16 15:18	
1,1,2-Trichloroethane	ug/L	ND	5.0	03/13/16 15:18	
1,1-Dichloroethane	ug/L	ND	5.0	03/13/16 15:18	
1,1-Dichloroethene	ug/L	ND	5.0	03/13/16 15:18	
1,1-Dichloropropene	ug/L	ND	5.0	03/13/16 15:18	
1,2,3-Trichloropropane	ug/L	ND	5.0	03/13/16 15:18	
1,2-Dibromo-3-chloropropane	ug/L	ND	5.0	03/13/16 15:18	
1,2-Dibromoethane (EDB)	ug/L	ND	5.0	03/13/16 15:18	
1,2-Dichlorobenzene	ug/L	ND	5.0	03/13/16 15:18	
1,2-Dichloroethane	ug/L	ND	5.0	03/13/16 15:18	
1,2-Dichloropropane	ug/L	ND	5.0	03/13/16 15:18	
1,3-Dichlorobenzene	ug/L	ND	5.0	03/13/16 15:18	
1,3-Dichloropropane	ug/L	ND	5.0	03/13/16 15:18	
1,4-Dichlorobenzene	ug/L	ND	5.0	03/13/16 15:18	
2,2-Dichloropropane	ug/L	ND	5.0	03/13/16 15:18	
2-Butanone (MEK)	ug/L	ND	10.0	03/13/16 15:18	
2-Hexanone	ug/L	ND	10.0	03/13/16 15:18	
4-Methyl-2-pentanone (MIBK)	ug/L	ND	10.0	03/13/16 15:18	
Acetone	ug/L	ND	10.0	03/13/16 15:18	
Acetonitrile	ug/L	ND	100	03/13/16 15:18	
Acrolein	ug/L	ND	50.0	03/13/16 15:18	
Acrylonitrile	ug/L	ND	100	03/13/16 15:18	
Allyl chloride	ug/L	ND	5.0	03/13/16 15:18	N2
Benzene	ug/L	ND	5.0	03/13/16 15:18	
Bromochloromethane	ug/L	ND	5.0	03/13/16 15:18	
Bromodichloromethane	ug/L	ND	5.0	03/13/16 15:18	
Bromoform	ug/L	ND	5.0	03/13/16 15:18	
Bromomethane	ug/L	ND	10.0	03/13/16 15:18	
Carbon disulfide	ug/L	ND	10.0	03/13/16 15:18	
Carbon tetrachloride	ug/L	ND	5.0	03/13/16 15:18	
Chlorobenzene	ug/L	ND	5.0	03/13/16 15:18	
Chloroethane	ug/L	ND	10.0	03/13/16 15:18	
Chloroform	ug/L	ND	5.0	03/13/16 15:18	
Chloromethane	ug/L	ND	10.0	03/13/16 15:18	
Chloroprene	ug/L	ND	100	03/13/16 15:18	N2
cis-1,2-Dichloroethene	ug/L	ND	5.0	03/13/16 15:18	

Results presented on this page are in the units indicated by the "Units" column except where an alternate unit is presented to the right of the result.

REPORT OF LABORATORY ANALYSIS

This report shall not be reproduced, except in full,
without the written consent of Pace Analytical Services, Inc.

Pace Analytical
www.pacelabs.com

Pace Analytical Services, Inc.
Not NELAP Accredited
4860 Blazer Parkway
Dublin, OH 43017
(614)486-5421

Pace Analytical Services, Inc.
7726 Moller Road
Indianapolis, IN 46268
(317)228-3100

QUALITY CONTROL DATA

Project: Bridgeton Landfill 1Q 2016
Pace Project No.: 50139618

METHOD BLANK: 1496174 Matrix: Water

Associated Lab Samples: 50139618022, 50139618023, 50139618026, 50139618032, 50139618033, 50139618037, 50139618038, 50139618039, 50139618040, 50139618041, 50139618042, 50139618043, 50139618044, 50139618045, 50139618046, 50139618047, 50139618048, 50139618049, 50139618050, 50139618051

Parameter	Units	Blank Result	Reporting Limit	Analyzed	Qualifiers
cis-1,3-Dichloropropene	ug/L	ND	5.0	03/13/16 15:18	
Dibromochloromethane	ug/L	ND	5.0	03/13/16 15:18	
Dibromomethane	ug/L	ND	10.0	03/13/16 15:18	
Dichlorodifluoromethane	ug/L	ND	5.0	03/13/16 15:18	
Ethyl methacrylate	ug/L	ND	100	03/13/16 15:18	
Ethylbenzene	ug/L	ND	5.0	03/13/16 15:18	
Iodomethane	ug/L	ND	5.0	03/13/16 15:18	
Isobutanol	ug/L	ND	100	03/13/16 15:18	N2
Methacrylonitrile	ug/L	ND	100	03/13/16 15:18	N2
Methyl methacrylate	ug/L	ND	100	03/13/16 15:18	N2
Methylene Chloride	ug/L	ND	5.0	03/13/16 15:18	
n-Butyl chloride	ug/L	ND	5.0	03/13/16 15:18	
Propionitrile	ug/L	ND	100	03/13/16 15:18	N2
Styrene	ug/L	ND	5.0	03/13/16 15:18	
Tetrachloroethene	ug/L	ND	5.0	03/13/16 15:18	
Toluene	ug/L	ND	5.0	03/13/16 15:18	
trans-1,2-Dichloroethene	ug/L	ND	5.0	03/13/16 15:18	
trans-1,3-Dichloropropene	ug/L	ND	5.0	03/13/16 15:18	
trans-1,4-Dichloro-2-butene	ug/L	ND	10.0	03/13/16 15:18	
Trichloroethene	ug/L	ND	5.0	03/13/16 15:18	
Trichlorofluoromethane	ug/L	ND	10.0	03/13/16 15:18	
Vinyl acetate	ug/L	ND	10.0	03/13/16 15:18	
Vinyl chloride	ug/L	ND	2.0	03/13/16 15:18	
Xylene (Total)	ug/L	ND	5.0	03/13/16 15:18	
4-Bromofluorobenzene (S)	%.	99	79-116	03/13/16 15:18	
Dibromofluoromethane (S)	%.	91	84-118	03/13/16 15:18	
Toluene-d8 (S)	%.	99	86-110	03/13/16 15:18	

LABORATORY CONTROL SAMPLE: 1496175

Parameter	Units	Spike Conc.	LCS Result	LCS % Rec	% Rec Limits	Qualifiers
1,1,1,2-Tetrachloroethane	ug/L	50	45.1	90	74-130	
1,1,1-Trichloroethane	ug/L	50	43.1	86	72-123	
1,1,2,2-Tetrachloroethane	ug/L	50	46.0	92	72-124	
1,1,2-Trichloroethane	ug/L	50	47.2	94	75-125	
1,1-Dichloroethane	ug/L	50	45.6	91	70-120	
1,1-Dichloroethene	ug/L	50	45.3	91	69-127	
1,1-Dichloropropene	ug/L	50	45.9	92	81-129	
1,2,3-Trichloropropane	ug/L	50	43.8	88	77-127	
1,2-Dibromo-3-chloropropane	ug/L	50	48.4	97	67-123	
1,2-Dibromoethane (EDB)	ug/L	50	46.2	92	76-125	
1,2-Dichlorobenzene	ug/L	50	45.9	92	77-122	

Results presented on this page are in the units indicated by the "Units" column except where an alternate unit is presented to the right of the result.

REPORT OF LABORATORY ANALYSIS

This report shall not be reproduced, except in full,
without the written consent of Pace Analytical Services, Inc..

Pace Analytical®
www.pacelabs.com

Pace Analytical Services, Inc.
Not NELAP Accredited
4860 Blazer Parkway
Dublin, OH 43017
(614)486-5421

Pace Analytical Services, Inc.
7726 Moller Road
Indianapolis, IN 46268
(317)228-3100

QUALITY CONTROL DATA

Project: Bridgeton Landfill 1Q 2016
Pace Project No.: 50139618

LABORATORY CONTROL SAMPLE: 1496175

Parameter	Units	Spike Conc.	LCS Result	LCS % Rec	% Rec Limits	Qualifiers
1,2-Dichloroethane	ug/L	50	41.5	83	70-123	
1,2-Dichloropropane	ug/L	50	45.4	91	77-124	
1,3-Dichlorobenzene	ug/L	50	46.3	93	76-124	
1,3-Dichloropropane	ug/L	50	46.1	92	77-123	
1,4-Dichlorobenzene	ug/L	50	45.7	91	75-117	
2,2-Dichloropropane	ug/L	50	47.0	94	44-147	
2-Butanone (MEK)	ug/L	250	249	99	60-135	
2-Hexanone	ug/L	250	272	109	65-139	
4-Methyl-2-pentanone (MIBK)	ug/L	250	256	102	66-134	
Acetone	ug/L	250	266	106	47-144	
Acetonitrile	ug/L	50	43.7J	87	50-150	
Acrolein	ug/L	1000	723	72	31-200	
Acrylonitrile	ug/L	200	194	97	64-133	
Allyl chloride	ug/L	100	94.5	95	70-130	N2
Benzene	ug/L	50	45.7	91	76-122	
Bromochloromethane	ug/L	50	46.6	93	74-134	
Bromodichloromethane	ug/L	50	42.2	84	71-124	
Bromoform	ug/L	50	48.1	96	60-125	
Bromomethane	ug/L	50	48.2	96	23-194	
Carbon disulfide	ug/L	50	43.5	87	63-130	
Carbon tetrachloride	ug/L	50	42.8	86	73-133	
Chlorobenzene	ug/L	50	46.3	93	76-118	
Chloroethane	ug/L	50	49.0	98	50-147	
Chloroform	ug/L	50	42.9	86	70-119	
Chloromethane	ug/L	50	43.0	86	52-136	
Chloroprene	ug/L	50	44.1J	88	70-130	N2
cis-1,2-Dichloroethene	ug/L	50	44.9	90	74-120	
cis-1,3-Dichloropropene	ug/L	50	47.3	95	71-134	
Dibromochloromethane	ug/L	50	45.0	90	73-127	
Dibromomethane	ug/L	50	43.6	87	75-124	
Dichlorodifluoromethane	ug/L	50	50.0	100	39-166	
Ethylbenzene	ug/L	50	46.8	94	75-123	
Iodomethane	ug/L	100	85.4	85	56-142	
Isobutanol	ug/L	250	783	313	50-150	L3,N2
Methacrylonitrile	ug/L	200	147	73	50-150	N2
Methyl methacrylate	ug/L	50	44.7J	89	70-130	N2
Methylene Chloride	ug/L	50	45.1	90	66-130	
n-Butyl chloride	ug/L	50	45.2	90	70-130	
Propionitrile	ug/L	50	52.4J	105	50-150	N2
Styrene	ug/L	50	46.9	94	78-128	
Tetrachloroethene	ug/L	50	44.2	88	69-119	
Toluene	ug/L	50	47.1	94	74-122	
trans-1,2-Dichloroethene	ug/L	50	46.2	92	72-122	
trans-1,3-Dichloropropene	ug/L	50	49.9	100	66-135	
trans-1,4-Dichloro-2-butene	ug/L	200	196	98	39-153	
Trichloroethene	ug/L	50	44.1	88	75-123	
Trichlorofluoromethane	ug/L	50	54.0	108	58-148	

Results presented on this page are in the units indicated by the "Units" column except where an alternate unit is presented to the right of the result.

REPORT OF LABORATORY ANALYSIS

This report shall not be reproduced, except in full,
without the written consent of Pace Analytical Services, Inc..

Pace Analytical Services, Inc.
Not NELAP Accredited
4860 Blazer Parkway
Dublin, OH 43017
(614)486-5421

Pace Analytical Services, Inc.
7726 Moller Road
Indianapolis, IN 46268
(317)228-3100

QUALITY CONTROL DATA

Project: Bridgeton Landfill 1Q 2016
Pace Project No.: 50139618

LABORATORY CONTROL SAMPLE: 1496175

Parameter	Units	Spike Conc.	LCS Result	LCS % Rec	% Rec Limits	Qualifiers
Vinyl acetate	ug/L	200	235	118	67-154	
Vinyl chloride	ug/L	50	46.9	94	61-147	
Xylene (Total)	ug/L	150	143	95	75-127	
4-Bromofluorobenzene (S)	%.			102	79-116	
Dibromofluoromethane (S)	%.			90	84-118	
Toluene-d8 (S)	%.			104	86-110	

MATRIX SPIKE SAMPLE: 1496176

Parameter	Units	50139618022 Result	Spike Conc.	MS Result	MS % Rec	% Rec Limits	Qualifiers
1,1,1,2-Tetrachloroethane	ug/L	ND	50	39.2	78	44-142	
1,1,1-Trichloroethane	ug/L	ND	50	40.0	80	51-140	
1,1,2,2-Tetrachloroethane	ug/L	ND	50	40.4	81	49-138	
1,1,2-Trichloroethane	ug/L	ND	50	41.8	84	51-138	
1,1-Dichloroethane	ug/L	ND	50	41.7	83	48-137	
1,1-Dichloroethene	ug/L	ND	50	42.4	85	51-144	
1,1-Dichloropropene	ug/L	ND	50	42.3	85	54-150	
1,2,3-Trichloropropane	ug/L	ND	50	38.5	77	51-139	
1,2-Dibromo-3-chloropropane	ug/L	ND	50	39.6	79	37-127	
1,2-Dibromoethane (EDB)	ug/L	ND	50	40.3	81	52-134	
1,2-Dichlorobenzene	ug/L	ND	50	41.0	82	36-138	
1,2-Dichloroethane	ug/L	ND	50	37.5	75	44-144	
1,2-Dichloropropane	ug/L	ND	50	41.5	83	56-138	
1,3-Dichlorobenzene	ug/L	ND	50	41.0	82	36-139	
1,3-Dichloropropane	ug/L	ND	50	40.7	81	54-137	
1,4-Dichlorobenzene	ug/L	ND	50	41.0	82	34-134	
2,2-Dichloropropane	ug/L	ND	50	36.3	73	20-142	
2-Butanone (MEK)	ug/L	ND	250	203	81	44-142	
2-Hexanone	ug/L	ND	250	232	93	43-150	
4-Methyl-2-pentanone (MIBK)	ug/L	ND	250	215	86	46-143	
Acetone	ug/L	ND	250	189	76	33-150	
Acetonitrile	ug/L	ND	50	23.1J	46	50-150	M0
Acrolein	ug/L	ND	1000	680	68	32-200	
Acrylonitrile	ug/L	ND	200	129	64	47-143	
Allyl chloride	ug/L	ND	100	50.3	50	70-130	M0,N2
Benzene	ug/L	ND	50	41.9	84	51-140	
Bromochloromethane	ug/L	ND	50	40.5	81	53-148	
Bromodichloromethane	ug/L	ND	50	35.8	72	46-137	
Bromoform	ug/L	ND	50	30.4	61	36-127	
Bromomethane	ug/L	ND	50	47.1	94	10-188	
Carbon disulfide	ug/L	ND	50	36.2	72	35-148	
Carbon tetrachloride	ug/L	ND	50	37.4	75	45-151	
Chlorobenzene	ug/L	ND	50	40.8	82	45-138	
Chloroethane	ug/L	ND	50	52.7	105	33-164	
Chloroform	ug/L	ND	50	40.4	81	50-135	

Results presented on this page are in the units indicated by the "Units" column except where an alternate unit is presented to the right of the result.

REPORT OF LABORATORY ANALYSIS

This report shall not be reproduced, except in full,
without the written consent of Pace Analytical Services, Inc..

Pace Analytical Services, Inc.
Not NELAP Accredited
4960 Blazer Parkway
Dublin, OH 43017
(614)486-5421

Pace Analytical Services, Inc.
7726 Moller Road
Indianapolis, IN 46268
(317)228-3100

QUALITY CONTROL DATA

Project: Bridgeton Landfill 1Q 2016
Pace Project No.: 50139618

MATRIX SPIKE SAMPLE: 1496176

Parameter	Units	50139618022 Result	Spike Conc.	MS Result	MS % Rec	% Rec Limits	Qualifiers
Chloromethane	ug/L	ND	50	36.7	73	38-146	
Chloroprene	ug/L	ND	50	38J	76	70-130	N2
cis-1,2-Dichloroethene	ug/L	ND	50	41.2	82	43-144	
cis-1,3-Dichloropropene	ug/L	ND	50	27.7	55	42-136	
Dibromochloromethane	ug/L	ND	50	33.9	68	45-136	
Dibromomethane	ug/L	ND	50	39.6	79	51-139	
Dichlorodifluoromethane	ug/L	ND	50	41.6	83	29-174	
Ethyl methacrylate	ug/L	ND	200	193	96	44-150	
Ethylbenzene	ug/L	ND	50	42.1	84	36-146	
Iodomethane	ug/L	ND	100	80.8	81	28-153	
Isobutanol	ug/L	ND	250	640	256	50-150	M0 N2
Methacrylonitrile	ug/L	ND	200	126	63	50-150	N2
Methyl methacrylate	ug/L	ND	50	37.9J	76	70-130	N2
Methylene Chloride	ug/L	ND	50	41.2	82	48-140	
n-Butyl chloride	ug/L	ND	50	41.0	82	70-130	
Propionitrile	ug/L	ND	50	42.8J	86	50-150	N2
Styrene	ug/L	ND	50	39.0	78	31-148	
Tetrachloroethene	ug/L	ND	50	39.2	78	38-139	
Toluene	ug/L	ND	50	42.2	84	44-140	
trans-1,2-Dichloroethene	ug/L	ND	50	43.3	87	50-139	
trans-1,3-Dichloropropene	ug/L	ND	50	26.9	54	37-138	
trans-1,4-Dichloro-2-butene	ug/L	ND	200	ND	2	10-157	M0
Trichloroethene	ug/L	ND	50	41.0	82	44-146	
Trichlorofluoromethane	ug/L	ND	50	49.4	99	41-164	
Vinyl acetate	ug/L	ND	200	161	81	15-146	
Vinyl chloride	ug/L	ND	50	44.9	90	43-166	
Xylene (Total)	ug/L	ND	150	127	84	35-146	
4-Bromofluorobenzene (S)	%.				102	79-116	
Dibromofluoromethane (S)	%.				95	84-118	
Toluene-d8 (S)	%.				102	86-110	

SAMPLE DUPLICATE: 1496177

Parameter	Units	50139618022 Result	Dup Result	RPD	Max RPD	Qualifiers
1,1,1,2-Tetrachloroethane	ug/L	ND	ND		20	
1,1,1-Trichloroethane	ug/L	ND	ND		20	
1,1,2,2-Tetrachloroethane	ug/L	ND	ND		20	
1,1,2-Trichloroethane	ug/L	ND	ND		20	
1,1-Dichloroethane	ug/L	ND	ND		20	
1,1-Dichloroethene	ug/L	ND	ND		20	
1,1-Dichloropropene	ug/L	ND	ND		20	
1,2,3-Trichloropropane	ug/L	ND	ND		20	
1,2-Dibromo-3-chloropropane	ug/L	ND	ND		20	
1,2-Dibromoethane (EDB)	ug/L	ND	ND		20	
1,2-Dichlorobenzene	ug/L	ND	ND		20	

Results presented on this page are in the units indicated by the "Units" column except where an alternate unit is presented to the right of the result.

REPORT OF LABORATORY ANALYSIS

This report shall not be reproduced, except in full,
without the written consent of Pace Analytical Services, Inc..

Pace Analytical Services, Inc.
Not NELAP Accredited
4860 Blazer Parkway
Dublin, OH 43017
(614)486-5421

Pace Analytical Services, Inc.
7726 Moller Road
Indianapolis, IN 46268
(317)228-3100

QUALITY CONTROL DATA

Project: Bridgeton Landfill 1Q 2016
Pace Project No.: 50139618

SAMPLE DUPLICATE: 1496177

Parameter	Units	50139618022 Result	Dup Result	RPD	Max RPD	Qualifiers
1,2-Dichloroethane	ug/L	ND	ND		20	
1,2-Dichloropropane	ug/L	ND	ND		20	
1,3-Dichlorobenzene	ug/L	ND	ND		20	
1,3-Dichloropropane	ug/L	ND	ND		20	
1,4-Dichlorobenzene	ug/L	ND	ND		20	
2,2-Dichloropropane	ug/L	ND	ND		20	
2-Butanone (MEK)	ug/L	ND	ND		20	
2-Hexanone	ug/L	ND	ND		20	
4-Methyl-2-pentanone (MIBK)	ug/L	ND	ND		20	
Acetone	ug/L	ND	ND		20	
Acetonitrile	ug/L	ND	ND		20	
Acrolein	ug/L	ND	ND		20	
Acrylonitrile	ug/L	ND	ND		20	
Allyl chloride	ug/L	ND	ND		20	N2
Benzene	ug/L	ND	ND		20	
Bromochloromethane	ug/L	ND	ND		20	
Bromodichloromethane	ug/L	ND	ND		20	
Bromoform	ug/L	ND	ND		20	
Bromomethane	ug/L	ND	ND		20	
Carbon disulfide	ug/L	ND	ND		20	
Carbon tetrachloride	ug/L	ND	ND		20	
Chlorobenzene	ug/L	ND	ND		20	
Chloroethane	ug/L	ND	ND		20	
Chloroform	ug/L	ND	ND		20	
Chloromethane	ug/L	ND	ND		20	
Chloroprene	ug/L	ND	ND		20	N2
cis-1,2-Dichloroethene	ug/L	ND	ND		20	
cis-1,3-Dichloropropene	ug/L	ND	ND		20	
Dibromochloromethane	ug/L	ND	ND		20	
Dibromomethane	ug/L	ND	ND		20	
Dichlorodifluoromethane	ug/L	ND	ND		20	
Ethyl methacrylate	ug/L	ND	ND		20	
Ethylbenzene	ug/L	ND	ND		20	
Iodomethane	ug/L	ND	ND		20	
Isobutanol	ug/L	ND	ND		20	N2
Methacrylonitrile	ug/L	ND	ND		20	N2
Methyl methacrylate	ug/L	ND	ND		20	N2
Methylene Chloride	ug/L	ND	ND		20	
n-Butyl chloride	ug/L	ND	ND		20	
Propionitrile	ug/L	ND	ND		20	N2
Styrene	ug/L	ND	ND		20	
Tetrachloroethene	ug/L	ND	ND		20	
Toluene	ug/L	ND	ND		20	
trans-1,2-Dichloroethene	ug/L	ND	ND		20	
trans-1,3-Dichloropropene	ug/L	ND	ND		20	
trans-1,4-Dichloro-2-butene	ug/L	ND	ND		20	
Trichloroethene	ug/L	ND	ND		20	

Results presented on this page are in the units indicated by the "Units" column except where an alternate unit is presented to the right of the result.

REPORT OF LABORATORY ANALYSIS

This report shall not be reproduced, except in full,
without the written consent of Pace Analytical Services, Inc..

Pace Analytical
www.pacelabs.com

Pace Analytical Services, Inc.
Not NELAP Accredited
4860 Blazer Parkway
Dublin, OH 43017
(614)486-5421

Pace Analytical Services, Inc
7726 Moller Road
Indianapolis, IN 46268
(317)228-3100

QUALITY CONTROL DATA

Project: Bridgeton Landfill 1Q 2016
Pace Project No.: 50139618

SAMPLE DUPLICATE: 1496177

Parameter	Units	50139618022 Result	Dup Result	RPD	Max RPD	Qualifiers
Trichlorofluoromethane	ug/L	ND	ND		20	
Vinyl acetate	ug/L	ND	ND		20	
Vinyl chloride	ug/L	ND	ND		20	
Xylene (Total)	ug/L	ND	ND		20	
4-Bromofluorobenzene (S)	%.	101	99	1		
Dibromofluoromethane (S)	%.	92	94	1		
Toluene-d8 (S)	%.	101	99	2		

Results presented on this page are in the units indicated by the "Units" column except where an alternate unit is presented to the right of the result.

This report shall not be reproduced, except in full,
without the written consent of Pace Analytical Services, Inc..

Pace Analytical
www.pacelabs.com

Pace Analytical Services, Inc.
Not NELAP Accredited
4860 Blazer Parkway
Dublin, OH 43017
(614)486-5421

Pace Analytical Services, Inc.
7726 Moller Road
Indianapolis, IN 46268
(317)228-3100

QUALITY CONTROL DATA

Project: Bridgeton Landfill 1Q 2016
Pace Project No.: 50139618

QC Batch: MSV/87829 Analysis Method: EPA 8260
QC Batch Method: EPA 8260 Analysis Description: 8260 MSV
Associated Lab Samples: 50139618053

METHOD BLANK: 1496178 Matrix: Water
Associated Lab Samples: 50139618053

Parameter	Units	Blank Result	Reporting Limit	Analyzed	Qualifiers
1,1,1,2-Tetrachloroethane	ug/L	ND	5.0	03/14/16 02:49	
1,1,1-Trichloroethane	ug/L	ND	5.0	03/14/16 02:49	
1,1,2,2-Tetrachloroethane	ug/L	ND	5.0	03/14/16 02:49	
1,1,2-Trichloroethane	ug/L	ND	5.0	03/14/16 02:49	
1,1-Dichloroethane	ug/L	ND	5.0	03/14/16 02:49	
1,1-Dichloroethene	ug/L	ND	5.0	03/14/16 02:49	
1,2,3-Trichloropropane	ug/L	ND	5.0	03/14/16 02:49	
1,2-Dibromo-3-chloropropane	ug/L	ND	5.0	03/14/16 02:49	
1,2-Dibromoethane (EDB)	ug/L	ND	5.0	03/14/16 02:49	
1,2-Dichlorobenzene	ug/L	ND	5.0	03/14/16 02:49	
1,2-Dichloroethane	ug/L	ND	5.0	03/14/16 02:49	
1,2-Dichloropropane	ug/L	ND	5.0	03/14/16 02:49	
1,4-Dichlorobenzene	ug/L	ND	5.0	03/14/16 02:49	
2-Butanone (MEK)	ug/L	ND	10.0	03/14/16 02:49	
2-Hexanone	ug/L	ND	10.0	03/14/16 02:49	
4-Methyl-2-pentanone (MIBK)	ug/L	ND	10.0	03/14/16 02:49	
Acetone	ug/L	ND	10.0	03/14/16 02:49	
Acrylonitrile	ug/L	ND	100	03/14/16 02:49	
Benzene	ug/L	ND	5.0	03/14/16 02:49	
Bromochloromethane	ug/L	ND	5.0	03/14/16 02:49	
Bromodichloromethane	ug/L	ND	5.0	03/14/16 02:49	
Bromoform	ug/L	ND	5.0	03/14/16 02:49	
Bromomethane	ug/L	ND	10.0	03/14/16 02:49	
Carbon disulfide	ug/L	ND	10.0	03/14/16 02:49	
Carbon tetrachloride	ug/L	ND	5.0	03/14/16 02:49	
Chlorobenzene	ug/L	ND	5.0	03/14/16 02:49	
Chloroethane	ug/L	ND	10.0	03/14/16 02:49	
Chloroform	ug/L	ND	5.0	03/14/16 02:49	
Chloromethane	ug/L	ND	10.0	03/14/16 02:49	
cis-1,2-Dichloroethene	ug/L	ND	5.0	03/14/16 02:49	
cis-1,3-Dichloropropene	ug/L	ND	5.0	03/14/16 02:49	
Dibromochloromethane	ug/L	ND	5.0	03/14/16 02:49	
Dibromomethane	ug/L	ND	10.0	03/14/16 02:49	
Ethylbenzene	ug/L	ND	5.0	03/14/16 02:49	
Iodomethane	ug/L	ND	5.0	03/14/16 02:49	
Methylene Chloride	ug/L	ND	5.0	03/14/16 02:49	
n-Butyl chloride	ug/L	ND	5.0	03/14/16 02:49	
Styrene	ug/L	ND	5.0	03/14/16 02:49	
Tetrachloroethene	ug/L	ND	5.0	03/14/16 02:49	
Toluene	ug/L	ND	5.0	03/14/16 02:49	
trans-1,2-Dichloroethene	ug/L	ND	5.0	03/14/16 02:49	

Results presented on this page are in the units indicated by the "Units" column except where an alternate unit is presented to the right of the result.

REPORT OF LABORATORY ANALYSIS

This report shall not be reproduced, except in full,
without the written consent of Pace Analytical Services, Inc..

QUALITY CONTROL DATA

Project: Bridgeton Landfill 1Q 2016
Pace Project No.: 50139618

METHOD BLANK: 1496178 Matrix: Water
Associated Lab Samples: 50139618053

Parameter	Units	Blank Result	Reporting Limit	Analyzed	Qualifiers
trans-1,3-Dichloropropene	ug/L	ND	5.0	03/14/16 02:49	
trans-1,4-Dichloro-2-butene	ug/L	ND	10.0	03/14/16 02:49	
Trichloroethene	ug/L	ND	5.0	03/14/16 02:49	
Trichlorofluoromethane	ug/L	ND	10.0	03/14/16 02:49	
Vinyl acetate	ug/L	ND	10.0	03/14/16 02:49	
Vinyl chloride	ug/L	ND	2.0	03/14/16 02:49	
Xylene (Total)	ug/L	ND	5.0	03/14/16 02:49	
4-Bromofluorobenzene (S)	%.	100	79-116	03/14/16 02:49	
Dibromofluoromethane (S)	%.	96	84-118	03/14/16 02:49	
Toluene-d8 (S)	%.	101	86-110	03/14/16 02:49	

LABORATORY CONTROL SAMPLE: 1496179

Parameter	Units	Spike Conc.	LCS Result	LCS % Rec	% Rec Limits	Qualifiers
1,1,1,2-Tetrachloroethane	ug/L	50	46.9	94	74-130	
1,1,1-Trichloroethane	ug/L	50	45.4	91	72-123	
1,1,2,2-Tetrachloroethane	ug/L	50	49.6	99	72-124	
1,1,2-Trichloroethane	ug/L	50	50.2	100	75-125	
1,1-Dichloroethane	ug/L	50	48.9	98	70-120	
1,1-Dichloroethene	ug/L	50	49.2	98	69-127	
1,2,3-Trichloropropane	ug/L	50	48.0	96	77-127	
1,2-Dibromo-3-chloropropane	ug/L	50	52.8	106	67-123	
1,2-Dibromoethane (EDB)	ug/L	50	49.0	98	76-125	
1,2-Dichlorobenzene	ug/L	50	48.3	97	77-122	
1,2-Dichloroethane	ug/L	50	44.5	89	70-123	
1,2-Dichloropropane	ug/L	50	49.4	99	77-124	
1,4-Dichlorobenzene	ug/L	50	47.6	95	75-117	
2-Butanone (MEK)	ug/L	250	286	114	60-135	
2-Hexanone	ug/L	250	299	119	65-139	
4-Methyl-2-pentanone (MIBK)	ug/L	250	274	110	66-134	
Acetone	ug/L	250	315	126	47-144	
Acrylonitrile	ug/L	200	225	113	64-133	
Benzene	ug/L	50	49.1	98	76-122	
Bromochloromethane	ug/L	50	50.0	100	74-134	
Bromodichloromethane	ug/L	50	44.2	88	71-124	
Bromoform	ug/L	50	45.1	90	60-125	
Bromomethane	ug/L	50	52.1	104	23-194	
Carbon disulfide	ug/L	50	45.7	91	63-130	
Carbon tetrachloride	ug/L	50	45.4	91	73-133	
Chlorobenzene	ug/L	50	48.3	97	76-118	
Chloroethane	ug/L	50	56.5	113	50-147	
Chloroform	ug/L	50	46.6	93	70-119	
Chloromethane	ug/L	50	45.8	92	52-136	
cis-1,2-Dichloroethene	ug/L	50	48.3	97	74-120	

Results presented on this page are in the units indicated by the "Units" column except where an alternate unit is presented to the right of the result.

This report shall not be reproduced, except in full,
without the written consent of Pace Analytical Services, Inc..

Pace Analytical®
www.pacelabs.com

Pace Analytical Services, Inc.
Not NELAP Accredited
4860 Blazer Parkway
Dublin, OH 43017
(614)486-5421

Pace Analytical Services, Inc.
7726 Moller Road
Indianapolis, IN 46268
(317)228-3100

QUALITY CONTROL DATA

Project: Bridgeton Landfill 1Q 2016
Pace Project No.: 50139618

LABORATORY CONTROL SAMPLE: 1496179

Parameter	Units	Spike Conc.	LCS Result	LCS % Rec	% Rec Limits	Qualifiers
cis-1,3-Dichloropropene	ug/L	50	44.7	89	71-134	
Dibromochloromethane	ug/L	50	44.7	89	73-127	
Dibromomethane	ug/L	50	47.9	96	75-124	
Ethylbenzene	ug/L	50	48.5	97	75-123	
Iodomethane	ug/L	100	58.2	58	56-142	
Methylene Chloride	ug/L	50	49.2	98	66-130	
n-Butyl chloride	ug/L	50	48.4	97	70-130	
Styrene	ug/L	50	48.8	98	78-128	
Tetrachloroethene	ug/L	50	44.4	89	69-119	
Toluene	ug/L	50	48.5	97	74-122	
trans-1,2-Dichloroethene	ug/L	50	48.6	97	72-122	
trans-1,3-Dichloropropene	ug/L	50	47.2	94	66-135	
trans-1,4-Dichloro-2-butene	ug/L	200	82.9	41	39-153	
Trichloroethene	ug/L	50	47.3	95	75-123	
Trichlorofluoromethane	ug/L	50	39.4	79	58-148	
Vinyl acetate	ug/L	200	255	128	67-154	
Vinyl chloride	ug/L	50	50.7	101	61-147	
Xylene (Total)	ug/L	150	149	99	75-127	
4-Bromofluorobenzene (S)	%.			101	79-116	
Dibromofluoromethane (S)	%.			94	84-118	
Toluene-d8 (S)	%.			101	86-110	

Results presented on this page are in the units indicated by the "Units" column except where an alternate unit is presented to the right of the result.

REPORT OF LABORATORY ANALYSIS

This report shall not be reproduced, except in full,
without the written consent of Pace Analytical Services, Inc..

Pace Analytical
www.pacelabs.com

Pace Analytical Services, Inc.
Not NELAP Accredited
4860 Blazer Parkway
Dublin, OH 43017
(614)486-5421

Pace Analytical Services, Inc.
7726 Moller Road
Indianapolis, IN 46268
(317)228-3100

QUALITY CONTROL DATA

Project: Bridgeton Landfill 1Q 2016
Pace Project No.: 50139618

QC Batch: MSV/87852
QC Batch Method: EPA 8260
Analysis Method: EPA 8260
Analysis Description: 8260 MSV
Associated Lab Samples: 50139618024, 50139618025

METHOD BLANK: 1496711
Matrix: Water
Associated Lab Samples: 50139618024, 50139618025

Parameter	Units	Blank Result	Reporting Limit	Analyzed	Qualifiers
1,1,1,2-Tetrachloroethane	ug/L	ND	5.0	03/14/16 07:29	
1,1,1-Trichloroethane	ug/L	ND	5.0	03/14/16 07:29	
1,1,2,2-Tetrachloroethane	ug/L	ND	5.0	03/14/16 07:29	
1,1,2-Trichloroethane	ug/L	ND	5.0	03/14/16 07:29	
1,1-Dichloroethane	ug/L	ND	5.0	03/14/16 07:29	
1,1-Dichloroethene	ug/L	ND	5.0	03/14/16 07:29	
1,1-Dichloropropene	ug/L	ND	5.0	03/14/16 07:29	
1,2,3-Trichloropropane	ug/L	ND	5.0	03/14/16 07:29	
1,2-Dibromo-3-chloropropane	ug/L	ND	5.0	03/14/16 07:29	
1,2-Dibromoethane (EDB)	ug/L	ND	5.0	03/14/16 07:29	
1,2-Dichlorobenzene	ug/L	ND	5.0	03/14/16 07:29	
1,2-Dichloroethane	ug/L	ND	5.0	03/14/16 07:29	
1,2-Dichloropropane	ug/L	ND	5.0	03/14/16 07:29	
1,3-Dichlorobenzene	ug/L	ND	5.0	03/14/16 07:29	
1,3-Dichloropropane	ug/L	ND	5.0	03/14/16 07:29	
1,4-Dichlorobenzene	ug/L	ND	5.0	03/14/16 07:29	
2,2-Dichloropropane	ug/L	ND	5.0	03/14/16 07:29	
2-Butanone (MEK)	ug/L	ND	10.0	03/14/16 07:29	
2-Hexanone	ug/L	ND	10.0	03/14/16 07:29	
4-Methyl-2-pentanone (MIBK)	ug/L	ND	10.0	03/14/16 07:29	
Acetone	ug/L	ND	10.0	03/14/16 07:29	
Acetonitrile	ug/L	ND	100	03/14/16 07:29	
Acrolein	ug/L	ND	50.0	03/14/16 07:29	
Acrylonitrile	ug/L	ND	100	03/14/16 07:29	
Allyl chloride	ug/L	ND	5.0	03/14/16 07:29	N2
Benzene	ug/L	ND	5.0	03/14/16 07:29	
Bromochloromethane	ug/L	ND	5.0	03/14/16 07:29	
Bromodichloromethane	ug/L	ND	5.0	03/14/16 07:29	
Bromoform	ug/L	ND	5.0	03/14/16 07:29	
Bromomethane	ug/L	ND	10.0	03/14/16 07:29	
Carbon disulfide	ug/L	ND	10.0	03/14/16 07:29	
Carbon tetrachloride	ug/L	ND	5.0	03/14/16 07:29	
Chlorobenzene	ug/L	ND	5.0	03/14/16 07:29	
Chloroethane	ug/L	ND	10.0	03/14/16 07:29	
Chloroform	ug/L	ND	5.0	03/14/16 07:29	
Chloromethane	ug/L	ND	10.0	03/14/16 07:29	
Chloroprene	ug/L	ND	100	03/14/16 07:29	N2
cis-1,2-Dichloroethene	ug/L	ND	5.0	03/14/16 07:29	
cis-1,3-Dichloropropene	ug/L	ND	5.0	03/14/16 07:29	
Dibromochloromethane	ug/L	ND	5.0	03/14/16 07:29	
Dibromomethane	ug/L	ND	10.0	03/14/16 07:29	

Results presented on this page are in the units indicated by the "Units" column except where an alternate unit is presented to the right of the result.

REPORT OF LABORATORY ANALYSIS

This report shall not be reproduced, except in full,
without the written consent of Pace Analytical Services, Inc..

Pace Analytical®
www.pacelabs.com

Pace Analytical Services, Inc.
Not NELAP Accredited
4860 Blazer Parkway
Dublin, OH 43017
(614)486-5421

Pace Analytical Services, Inc.
7726 Moller Road
Indianapolis, IN 46268
(317)228-3100

QUALITY CONTROL DATA

Project: Bridgeton Landfill 1Q 2016
Pace Project No.: 50139618

METHOD BLANK: 1496711 Matrix: Water
Associated Lab Samples: 50139618024, 50139618025

Parameter	Units	Blank Result	Reporting Limit	Analyzed	Qualifiers
Dichlorodifluoromethane	ug/L	ND	5.0	03/14/16 07:29	
Ethyl methacrylate	ug/L	ND	100	03/14/16 07:29	
Ethylbenzene	ug/L	ND	5.0	03/14/16 07:29	
Iodomethane	ug/L	ND	5.0	03/14/16 07:29	
Isobutanol	ug/L	ND	100	03/14/16 07:29	N2
Methacrylonitrile	ug/L	ND	100	03/14/16 07:29	N2
Methyl methacrylate	ug/L	ND	100	03/14/16 07:29	N2
Methylene Chloride	ug/L	ND	5.0	03/14/16 07:29	
Propionitrile	ug/L	ND	100	03/14/16 07:29	N2
Styrene	ug/L	ND	5.0	03/14/16 07:29	
Tetrachloroethene	ug/L	ND	5.0	03/14/16 07:29	
Toluene	ug/L	ND	5.0	03/14/16 07:29	
trans-1,2-Dichloroethene	ug/L	ND	5.0	03/14/16 07:29	
trans-1,3-Dichloropropene	ug/L	ND	5.0	03/14/16 07:29	
trans-1,4-Dichloro-2-butene	ug/L	ND	10.0	03/14/16 07:29	
Trichloroethene	ug/L	ND	5.0	03/14/16 07:29	
Trichlorofluoromethane	ug/L	ND	10.0	03/14/16 07:29	
Vinyl acetate	ug/L	ND	10.0	03/14/16 07:29	
Vinyl chloride	ug/L	ND	2.0	03/14/16 07:29	
Xylene (Total)	ug/L	ND	5.0	03/14/16 07:29	
4-Bromofluorobenzene (S)	%.	98	79-116	03/14/16 07:29	
Dibromofluoromethane (S)	%.	105	84-118	03/14/16 07:29	
Toluene-d8 (S)	%.	102	86-110	03/14/16 07:29	

LABORATORY CONTROL SAMPLE: 1496712

Parameter	Units	Spike Conc.	LCS Result	LCS % Rec	% Rec Limits	Qualifiers
1,1,1,2-Tetrachloroethane	ug/L	50	54.8	110	74-130	
1,1,1-Trichloroethane	ug/L	50	54.3	109	72-123	
1,1,2,2-Tetrachloroethane	ug/L	50	47.1	94	72-124	
1,1,2-Trichloroethane	ug/L	50	48.0	96	75-125	
1,1-Dichloroethane	ug/L	50	47.4	95	70-120	
1,1-Dichloroethene	ug/L	50	57.1	114	69-127	
1,1-Dichloropropene	ug/L	50	53.5	107	81-129	
1,2,3-Trichloropropane	ug/L	50	53.2	106	77-127	
1,2-Dibromo-3-chloropropane	ug/L	50	48.7	97	67-123	
1,2-Dibromoethane (EDB)	ug/L	50	47.8	96	76-125	
1,2-Dichlorobenzene	ug/L	50	55.1	110	77-122	
1,2-Dichloroethane	ug/L	50	46.9	94	70-123	
1,2-Dichloropropane	ug/L	50	51.2	102	77-124	
1,3-Dichlorobenzene	ug/L	50	58.0	116	76-124	
1,3-Dichloropropane	ug/L	50	55.0	110	77-123	
1,4-Dichlorobenzene	ug/L	50	53.7	107	75-117	
2,2-Dichloropropane	ug/L	50	60.9	122	44-147	

Results presented on this page are in the units indicated by the "Units" column except where an alternate unit is presented to the right of the result.

REPORT OF LABORATORY ANALYSIS

This report shall not be reproduced, except in full,
without the written consent of Pace Analytical Services, Inc..

Pace Analytical
www.pacelabs.com

Pace Analytical Services, Inc.
Not NELAP Accredited
4860 Blazer Parkway
Dublin, OH 43017
(614)486-5421

Pace Analytical Services, Inc.
7726 Moller Road
Indianapolis, IN 46268
(317)228-3100

QUALITY CONTROL DATA

Project: Bridgeton Landfill 1Q 2016
Pace Project No.: 50139618

LABORATORY CONTROL SAMPLE: 1496712

Parameter	Units	Spike Conc.	LCS Result	LCS % Rec	% Rec Limits	Qualifiers
2-Butanone (MEK)	ug/L	250	263	105	60-135	
2-Hexanone	ug/L	250	238	95	65-139	
4-Methyl-2-pentanone (MIBK)	ug/L	250	253	101	66-134	
Acetone	ug/L	250	253	101	47-144	
Acetonitrile	ug/L	50	59.6J	119	50-150	
Acrolein	ug/L	1000	1040	104	31-200	
Acrylonitrile	ug/L	200	161	80	64-133	
Allyl chloride	ug/L	100	125	125	70-130	N2
Benzene	ug/L	50	52.4	105	76-122	
Bromochloromethane	ug/L	50	50.8	102	74-134	
Bromodichloromethane	ug/L	50	44.5	89	71-124	
Bromoform	ug/L	50	45.4	91	60-125	
Bromomethane	ug/L	50	60.0	120	23-194	
Carbon disulfide	ug/L	50	45.9	92	63-130	
Carbon tetrachloride	ug/L	50	48.9	98	73-133	
Chlorobenzene	ug/L	50	52.4	105	76-118	
Chloroethane	ug/L	50	50.2	100	50-147	
Chloroform	ug/L	50	55.8	112	70-119	
Chloromethane	ug/L	50	44.6	89	52-136	
Chloroprene	ug/L	50	44.4J	89	70-130	N2
cis-1,2-Dichloroethene	ug/L	50	59.0	118	74-120	
cis-1,3-Dichloropropene	ug/L	50	54.4	109	71-134	
Dibromochloromethane	ug/L	50	51.5	103	73-127	
Dibromomethane	ug/L	50	55.0	110	75-124	
Dichlorodifluoromethane	ug/L	50	43.4	87	39-166	
Ethyl methacrylate	ug/L	200	180	90	73-136	
Ethylbenzene	ug/L	50	54.8	110	75-123	
Iodomethane	ug/L	100	135	135	56-142	
Isobutanol	ug/L	250	1100	438	50-150	L3,N2
Methacrylonitrile	ug/L	200	202	101	50-150	N2
Methyl methacrylate	ug/L	50	50.3J	101	70-130	N2
Methylene Chloride	ug/L	50	56.5	113	66-130	
Propionitrile	ug/L	50	44.9J	90	50-150	N2
Styrene	ug/L	50	54.1	108	78-128	
Tetrachloroethene	ug/L	50	52.1	104	69-119	
Toluene	ug/L	50	48.9	98	74-122	
trans-1,2-Dichloroethene	ug/L	50	58.5	117	72-122	
trans-1,3-Dichloropropene	ug/L	50	53.1	106	66-135	
trans-1,4-Dichloro-2-butene	ug/L	200	209	105	39-153	
Trichloroethene	ug/L	50	56.6	113	75-123	
Trichlorofluoromethane	ug/L	50	54.9	110	58-148	
Vinyl acetate	ug/L	200	227	114	67-154	
Vinyl chloride	ug/L	50	51.4	103	61-147	
Xylene (Total)	ug/L	150	159	106	75-127	
4-Bromofluorobenzene (S)	%.			96	79-116	
Dibromofluoromethane (S)	%.			94	84-118	
Toluene-d8 (S)	%.			101	86-110	

Results presented on this page are in the units indicated by the "Units" column except where an alternate unit is presented to the right of the result.

REPORT OF LABORATORY ANALYSIS

This report shall not be reproduced, except in full,
without the written consent of Pace Analytical Services, Inc..

Pace Analytical
www.pacelabs.com

Pace Analytical Services, Inc.
Not NELAP Accredited
4860 Blazer Parkway
Dublin, OH 43017
(614)486-5421

Pace Analytical Services, Inc.
7726 Moller Road
Indianapolis, IN 46268
(317)228-3100

QUALITY CONTROL DATA

Project: Bridgeton Landfill 1Q 2016
Pace Project No.: 50139618

MATRIX SPIKE SAMPLE: 1496714

Parameter	Units	50139992009 Result	Spike Conc.	MS Result	MS % Rec	% Rec Limits	Qualifiers
1,1,1,2-Tetrachloroethane	ug/L	ND	50	42.2	84	44-142	
1,1,1-Trichloroethane	ug/L	ND	50	44.9	90	51-140	
1,1,2,2-Tetrachloroethane	ug/L	ND	50	36.7	73	49-138	
1,1,2-Trichloroethane	ug/L	ND	50	38.5	77	51-138	
1,1-Dichloroethane	ug/L	ND	50	39.9	80	48-137	
1,1-Dichloroethene	ug/L	ND	50	52.4	105	51-144	
1,1-Dichloropropene	ug/L	ND	50	46.2	92	54-150	
1,2,3-Trichloropropane	ug/L	ND	50	40.7	81	51-139	
1,2-Dibromo-3-chloropropane	ug/L	ND	50	34.3	69	37-127	
1,2-Dibromoethane (EDB)	ug/L	ND	50	38.2	76	52-134	
1,2-Dichlorobenzene	ug/L	ND	50	43.5	87	38-138	
1,2-Dichloroethane	ug/L	ND	50	38.1	76	44-144	
1,2-Dichloropropane	ug/L	ND	50	42.5	85	56-138	
1,3-Dichlorobenzene	ug/L	ND	50	45.1	90	36-139	
1,3-Dichloropropane	ug/L	ND	50	44.0	88	54-137	
1,4-Dichlorobenzene	ug/L	ND	50	42.5	85	34-134	
2,2-Dichloropropane	ug/L	ND	50	41.1	82	20-142	
2-Butanone (MEK)	ug/L	ND	250	195	78	44-142	
2-Hexanone	ug/L	ND	250	181	72	43-150	
4-Methyl-2-pentanone (MIBK)	ug/L	ND	250	189	76	46-143	
Acetone	ug/L	ND	250	201	80	33-150	
Acetonitrile	ug/L	ND	50	49J	98	50-150	
Acrolein	ug/L	ND	1000	891	89	32-200	
Acrylonitrile	ug/L	ND	200	134	67	47-143	
Allyl chloride	ug/L	ND	100	102	102	70-130	N2
Benzene	ug/L	ND	50	43.5	87	51-140	
Bromochloromethane	ug/L	ND	50	43.2	86	53-148	
Bromodichloromethane	ug/L	ND	50	35.6	71	46-137	
Bromoform	ug/L	ND	50	32.9	66	36-127	
Bromomethane	ug/L	ND	50	27.8	56	10-188	
Carbon disulfide	ug/L	ND	50	40.1	80	35-148	
Carbon tetrachloride	ug/L	ND	50	40.2	80	45-151	
Chlorobenzene	ug/L	ND	50	42.5	85	45-138	
Chloroethane	ug/L	ND	50	45.4	91	33-164	
Chloroform	ug/L	ND	50	46.7	93	50-135	
Chloromethane	ug/L	ND	50	37.4	75	38-146	
Chloroprene	ug/L	ND	50	37.7J	75	70-130	N2
cis-1,2-Dichloroethene	ug/L	ND	50	49.5	99	43-144	
cis-1,3-Dichloropropene	ug/L	ND	50	41.5	83	42-136	
Dibromochloromethane	ug/L	ND	50	39.1	78	45-136	
Dibromomethane	ug/L	ND	50	44.7	89	51-139	
Dichlorodifluoromethane	ug/L	ND	50	39.0	78	29-174	
Ethyl methacrylate	ug/L	ND	200	139	69	44-150	
Ethylbenzene	ug/L	ND	50	44.5	89	36-146	
Iodomethane	ug/L	ND	100	51.2	51	28-153	
Isobutanol	ug/L	ND	250	744	298	50-150	L3,N2
Methacrylonitrile	ug/L	ND	200	159	80	50-150	N2

Results presented on this page are in the units indicated by the "Units" column except where an alternate unit is presented to the right of the result.

REPORT OF LABORATORY ANALYSIS

This report shall not be reproduced, except in full,
without the written consent of Pace Analytical Services, Inc.

Pace Analytical
www.pacelabs.com

Pace Analytical Services, Inc.
Not NELAP Accredited
4860 Blazer Parkway
Dublin, OH 43017
(614)486-5421

Pace Analytical Services, Inc.
7726 Moller Road
Indianapolis, IN 46268
(317)228-3100

QUALITY CONTROL DATA

Project: Bridgeton Landfill 1Q 2016
Pace Project No.: 50139618

MATRIX SPIKE SAMPLE: 1496714

Parameter	Units	50139992009 Result	Spike Conc.	MS Result	MS % Rec	% Rec Limits	Qualifiers
Methyl methacrylate	ug/L	ND	50	39.9J	80	70-130	N2
Methylene Chloride	ug/L	ND	50	46.1	92	48-140	
Propionitrile	ug/L	ND	50	36.2J	72	50-150	N2
Styrene	ug/L	ND	50	42.2	84	31-148	
Tetrachloroethene	ug/L	ND	50	44.1	88	38-139	
Toluene	ug/L	ND	50	39.9	80	44-140	
trans-1,2-Dichloroethene	ug/L	ND	50	51.4	103	50-139	
trans-1,3-Dichloropropene	ug/L	ND	50	38.7	77	37-138	
trans-1,4-Dichloro-2-butene	ug/L	ND	200	147	73	10-157	
Trichloroethene	ug/L	ND	50	46.9	94	44-146	
Trichlorofluoromethane	ug/L	ND	50	47.4	95	41-164	
Vinyl acetate	ug/L	ND	200	141	71	15-146	
Vinyl chloride	ug/L	ND	50	45.9	92	43-166	
Xylene (Total)	ug/L	ND	150	129	86	35-146	
4-Bromofluorobenzene (S)	%.				96	79-116	
Dibromofluoromethane (S)	%.				98	84-118	
Toluene-d8 (S)	%.				101	86-110	

SAMPLE DUPLICATE: 1496713

Parameter	Units	50139992008 Result	Dup Result	RPD	Max RPD	Qualifiers
1,1,1,2-Tetrachloroethane	ug/L	ND	ND		20	
1,1,1-Trichloroethane	ug/L	ND	ND		20	
1,1,2,2-Tetrachloroethane	ug/L	ND	ND		20	
1,1,2-Trichloroethane	ug/L	ND	ND		20	
1,1-Dichloroethane	ug/L	ND	ND		20	
1,1-Dichloroethene	ug/L	ND	ND		20	
1,1-Dichloropropene	ug/L	ND	ND		20	
1,2,3-Trichloropropane	ug/L	ND	ND		20	
1,2-Dibromo-3-chloropropane	ug/L	ND	ND		20	
1,2-Dibromoethane (EDB)	ug/L	ND	ND		20	
1,2-Dichlorobenzene	ug/L	ND	ND		20	
1,2-Dichloroethane	ug/L	ND	ND		20	
1,2-Dichloropropane	ug/L	ND	ND		20	
1,3-Dichlorobenzene	ug/L	ND	ND		20	
1,3-Dichloropropane	ug/L	ND	ND		20	
1,4-Dichlorobenzene	ug/L	ND	ND		20	
2,2-Dichloropropane	ug/L	ND	ND		20	
2-Butanone (MEK)	ug/L	ND	ND		20	
2-Hexanone	ug/L	ND	ND		20	
4-Methyl-2-pentanone (MIBK)	ug/L	ND	ND		20	
Acetone	ug/L	ND	ND		20	
Acetonitrile	ug/L	ND	ND		20	
Acrolein	ug/L	ND	ND		20	
Acrylonitrile	ug/L	ND	ND		20	

Results presented on this page are in the units indicated by the "Units" column except where an alternate unit is presented to the right of the result.

REPORT OF LABORATORY ANALYSIS

This report shall not be reproduced, except in full,
without the written consent of Pace Analytical Services, Inc..

Pace Analytical
www.pacelabs.com

Pace Analytical Services, Inc.
Not NELAP Accredited
4860 Blazer Parkway
Dublin, OH 43017
(614)486-5421

Pace Analytical Services, Inc.
7726 Moller Road
Indianapolis, IN 46268
(317)228-3100

QUALITY CONTROL DATA

Project: Bridgeton Landfill 1Q 2016
Pace Project No.: 50139618

SAMPLE DUPLICATE: 1496713

Parameter	Units	50139992008 Result	Dup Result	RPD	Max RPD	Qualifiers
Allyl chloride	ug/L	ND	ND		20	N2
Benzene	ug/L	ND	ND		20	
Bromochloromethane	ug/L	ND	ND		20	
Bromodichloromethane	ug/L	ND	ND		20	
Bromoform	ug/L	ND	ND		20	
Bromomethane	ug/L	ND	ND		20	
Carbon disulfide	ug/L	ND	ND		20	
Carbon tetrachloride	ug/L	ND	ND		20	
Chlorobenzene	ug/L	ND	ND		20	
Chloroethane	ug/L	ND	ND		20	
Chloroform	ug/L	ND	ND		20	
Chloromethane	ug/L	ND	ND		20	
Chloroprene	ug/L	ND	ND		20	N2
cis-1,2-Dichloroethene	ug/L	ND	ND		20	
cis-1,3-Dichloropropene	ug/L	ND	ND		20	
Dibromochloromethane	ug/L	ND	ND		20	
Dibromomethane	ug/L	ND	ND		20	
Dichlorodifluoromethane	ug/L	ND	ND		20	
Ethyl methacrylate	ug/L	ND	ND		20	
Ethylbenzene	ug/L	ND	ND		20	
Iodomethane	ug/L	ND	ND		20	
Isobutanol	ug/L	ND	ND		20	N2
Methacrylonitrile	ug/L	ND	ND		20	N2
Methyl methacrylate	ug/L	ND	ND		20	N2
Methylene Chloride	ug/L	ND	ND		20	
Propionitrile	ug/L	ND	ND		20	N2
Styrene	ug/L	ND	ND		20	
Tetrachloroethene	ug/L	ND	ND		20	
Toluene	ug/L	ND	ND		20	
trans-1,2-Dichloroethene	ug/L	ND	ND		20	
trans-1,3-Dichloropropene	ug/L	ND	ND		20	
trans-1,4-Dichloro-2-butene	ug/L	ND	ND		20	
Trichloroethene	ug/L	ND	ND		20	
Trichlorofluoromethane	ug/L	ND	ND		20	
Vinyl acetate	ug/L	ND	ND		20	
Vinyl chloride	ug/L	ND	ND		20	
Xylene (Total)	ug/L	ND	ND		20	
4-Bromofluorobenzene (S)	%	97	96	1		
Dibromofluoromethane (S)	%	105	105	0		
Toluene-d8 (S)	%	101	100	1		

Results presented on this page are in the units indicated by the "Units" column except where an alternate unit is presented to the right of the result.

REPORT OF LABORATORY ANALYSIS

This report shall not be reproduced, except in full,
without the written consent of Pace Analytical Services, Inc..

Pace Analytical
www.pacelabs.com

Pace Analytical Services, Inc.
Not NELAP Accredited
4860 Blazer Parkway
Dublin, OH 43017
(614)486-5421

Pace Analytical Services, Inc.
7726 Moller Road
Indianapolis, IN 46268
(317)228-3100

QUALITY CONTROL DATA

Project: Bridgeton Landfill 1Q 2016
Pace Project No.: 50139618

QC Batch: MSV/87862 Analysis Method: EPA 8260
QC Batch Method: EPA 8260 Analysis Description: 8260 MSV
Associated Lab Samples: 50139618029, 50139618030, 50139618052

METHOD BLANK: 1496834 Matrix: Water
Associated Lab Samples: 50139618029, 50139618030, 50139618052

Parameter	Units	Blank Result	Reporting Limit	Analyzed	Qualifiers
1,1,1,2-Tetrachloroethane	ug/L	ND	5.0	03/14/16 19:56	
1,1,1-Trichloroethane	ug/L	ND	5.0	03/14/16 19:56	
1,1,2,2-Tetrachloroethane	ug/L	ND	5.0	03/14/16 19:56	
1,1,2-Trichloroethane	ug/L	ND	5.0	03/14/16 19:56	
1,1-Dichloroethane	ug/L	ND	5.0	03/14/16 19:56	
1,1-Dichloroethene	ug/L	ND	5.0	03/14/16 19:56	
1,1-Dichloropropene	ug/L	ND	5.0	03/14/16 19:56	
1,2,3-Trichloropropane	ug/L	ND	5.0	03/14/16 19:56	
1,2-Dibromo-3-chloropropane	ug/L	ND	5.0	03/14/16 19:56	
1,2-Dibromoethane (EDB)	ug/L	ND	5.0	03/14/16 19:56	
1,2-Dichlorobenzene	ug/L	ND	5.0	03/14/16 19:56	
1,2-Dichloroethane	ug/L	ND	5.0	03/14/16 19:56	
1,2-Dichloropropane	ug/L	ND	5.0	03/14/16 19:56	
1,3-Dichlorobenzene	ug/L	ND	5.0	03/14/16 19:56	
1,3-Dichloropropane	ug/L	ND	5.0	03/14/16 19:56	
1,4-Dichlorobenzene	ug/L	ND	5.0	03/14/16 19:56	
2,2-Dichloropropane	ug/L	ND	5.0	03/14/16 19:56	
2-Butanone (MEK)	ug/L	ND	10.0	03/14/16 19:56	
2-Hexanone	ug/L	ND	10.0	03/14/16 19:56	
4-Methyl-2-pentanone (MIBK)	ug/L	ND	10.0	03/14/16 19:56	
Acetone	ug/L	ND	10.0	03/14/16 19:56	
Acetonitrile	ug/L	ND	100	03/14/16 19:56	
Acrolein	ug/L	ND	50.0	03/14/16 19:56	
Acrylonitrile	ug/L	ND	100	03/14/16 19:56	
Allyl chloride	ug/L	ND	5.0	03/14/16 19:56	N2
Benzene	ug/L	ND	5.0	03/14/16 19:56	
Bromochloromethane	ug/L	ND	5.0	03/14/16 19:56	
Bromodichloromethane	ug/L	ND	5.0	03/14/16 19:56	
Bromoform	ug/L	ND	5.0	03/14/16 19:56	
Bromomethane	ug/L	ND	10.0	03/14/16 19:56	
Carbon disulfide	ug/L	ND	10.0	03/14/16 19:56	
Carbon tetrachloride	ug/L	ND	5.0	03/14/16 19:56	
Chlorobenzene	ug/L	ND	5.0	03/14/16 19:56	
Chloroethane	ug/L	ND	10.0	03/14/16 19:56	
Chloroform	ug/L	ND	5.0	03/14/16 19:56	
Chloromethane	ug/L	ND	10.0	03/14/16 19:56	
Chloroprene	ug/L	ND	100	03/14/16 19:56	N2
cis-1,2-Dichloroethene	ug/L	ND	5.0	03/14/16 19:56	
cis-1,3-Dichloropropene	ug/L	ND	5.0	03/14/16 19:56	
Dibromochloromethane	ug/L	ND	5.0	03/14/16 19:56	
Dibromomethane	ug/L	ND	10.0	03/14/16 19:56	

Results presented on this page are in the units indicated by the "Units" column except where an alternate unit is presented to the right of the result.

REPORT OF LABORATORY ANALYSIS

This report shall not be reproduced, except in full,
without the written consent of Pace Analytical Services, Inc..

QUALITY CONTROL DATA

Project: Bridgeton Landfill 1Q 2016
Pace Project No.: 50139618

METHOD BLANK: 1496834 Matrix: Water
Associated Lab Samples: 50139618029, 50139618030, 50139618052

Parameter	Units	Blank Result	Reporting Limit	Analyzed	Qualifiers
Dichlorodifluoromethane	ug/L	ND	5.0	03/14/16 19:56	
Ethyl methacrylate	ug/L	ND	100	03/14/16 19:56	
Ethylbenzene	ug/L	ND	5.0	03/14/16 19:56	
Iodomethane	ug/L	ND	5.0	03/14/16 19:56	
Isobutanol	ug/L	ND	100	03/14/16 19:56	N2
Methacrylonitrile	ug/L	ND	100	03/14/16 19:56	N2
Methyl methacrylate	ug/L	ND	100	03/14/16 19:56	N2
Methylene Chloride	ug/L	ND	5.0	03/14/16 19:56	
n-Butyl chloride	ug/L	ND	5.0	03/14/16 19:56	
Propionitrile	ug/L	ND	100	03/14/16 19:56	N2
Styrene	ug/L	ND	5.0	03/14/16 19:56	
Tetrachloroethene	ug/L	ND	5.0	03/14/16 19:56	
Toluene	ug/L	ND	5.0	03/14/16 19:56	
trans-1,2-Dichloroethene	ug/L	ND	5.0	03/14/16 19:56	
trans-1,3-Dichloropropene	ug/L	ND	5.0	03/14/16 19:56	
trans-1,4-Dichloro-2-butene	ug/L	ND	10.0	03/14/16 19:56	
Trichloroethene	ug/L	ND	5.0	03/14/16 19:56	
Trichlorofluoromethane	ug/L	ND	10.0	03/14/16 19:56	
Vinyl acetate	ug/L	ND	10.0	03/14/16 19:56	
Vinyl chloride	ug/L	ND	2.0	03/14/16 19:56	
Xylene (Total)	ug/L	ND	5.0	03/14/16 19:56	
4-Bromofluorobenzene (S)	%.	98	79-116	03/14/16 19:56	
Dibromofluoromethane (S)	%.	96	84-118	03/14/16 19:56	
Toluene-d8 (S)	%.	98	86-110	03/14/16 19:56	

LABORATORY CONTROL SAMPLE: 1496835

Parameter	Units	Spike Conc.	LCS Result	LCS % Rec	% Rec Limits	Qualifiers
1,1,1,2-Tetrachloroethane	ug/L	50	43.7	87	74-130	
1,1,1-Trichloroethane	ug/L	50	44.7	89	72-123	
1,1,2,2-Tetrachloroethane	ug/L	50	45.2	90	72-124	
1,1,2-Trichloroethane	ug/L	50	44.2	88	75-125	
1,1-Dichloroethane	ug/L	50	44.3	89	70-120	
1,1-Dichloroethene	ug/L	50	40.8	82	69-127	
1,1-Dichloropropene	ug/L	50	43.9	88	81-129	
1,2,3-Trichloropropane	ug/L	50	44.6	89	77-127	
1,2-Dibromo-3-chloropropane	ug/L	50	44.7	89	67-123	
1,2-Dibromoethane (EDB)	ug/L	50	45.1	90	76-125	
1,2-Dichlorobenzene	ug/L	50	44.3	89	77-122	
1,2-Dichloroethane	ug/L	50	44.1	88	70-123	
1,2-Dichloropropane	ug/L	50	44.8	90	77-124	
1,3-Dichlorobenzene	ug/L	50	45.3	91	76-124	
1,3-Dichloropropane	ug/L	50	43.3	87	77-123	
1,4-Dichlorobenzene	ug/L	50	44.4	89	75-117	

Results presented on this page are in the units indicated by the "Units" column except where an alternate unit is presented to the right of the result.

REPORT OF LABORATORY ANALYSIS

This report shall not be reproduced, except in full,
without the written consent of Pace Analytical Services, Inc..

Pace Analytical
www.pacelabs.com

Pace Analytical Services, Inc.
Not NELAP Accredited
4860 Blazer Parkway
Dublin, OH 43017
(614)486-5421

Pace Analytical Services, Inc.
7726 Moller Road
Indianapolis, IN 46268
(317)228-3100

QUALITY CONTROL DATA

Project: Bridgeton Landfill 1Q 2016
Pace Project No.: 50139618

LABORATORY CONTROL SAMPLE: 1496835

Parameter	Units	Spike Conc.	LCS Result	LCS % Rec	% Rec Limits	Qualifiers
2,2-Dichloropropane	ug/L	50	43.5	87	44-147	
2-Butanone (MEK)	ug/L	250	225	90	60-135	
2-Hexanone	ug/L	250	231	92	65-139	
4-Methyl-2-pentanone (MIBK)	ug/L	250	230	92	66-134	
Acetone	ug/L	250	227	91	47-144	
Acetonitrile	ug/L	50	47J	94	50-150	
Acrolein	ug/L	1000	1350	135	31-200	
Acrylonitrile	ug/L	200	177	88	64-133	
Allyl chloride	ug/L	100	97.8	98	70-130	N2
Benzene	ug/L	50	44.4	89	76-122	
Bromochloromethane	ug/L	50	45.1	90	74-134	
Bromodichloromethane	ug/L	50	43.3	87	71-124	
Bromoform	ug/L	50	42.0	84	60-125	
Bromomethane	ug/L	50	52.3	105	23-194	
Carbon disulfide	ug/L	50	44.3	89	63-130	
Carbon tetrachloride	ug/L	50	45.6	91	73-133	
Chlorobenzene	ug/L	50	44.1	88	76-118	
Chloroethane	ug/L	50	50.0	100	50-147	
Chloroform	ug/L	50	44.1	88	70-119	
Chloromethane	ug/L	50	45.9	92	52-136	
Chloroprene	ug/L	50	45.7J	91	70-130	N2
cis-1,2-Dichloroethene	ug/L	50	45.1	90	74-120	
cis-1,3-Dichloropropene	ug/L	50	43.4	87	71-134	
Dibromochloromethane	ug/L	50	44.6	89	73-127	
Dibromomethane	ug/L	50	44.3	89	75-124	
Dichlorodifluoromethane	ug/L	50	48.5	97	39-166	
Ethyl methacrylate	ug/L	200	168	84	73-136	
Ethylbenzene	ug/L	50	44.2	88	75-123	
Iodomethane	ug/L	100	461	461	56-142	L3
Isobutanol	ug/L	250	2110	844	50-150	L3,N2
Methacrylonitrile	ug/L	200	142	71	50-150	N2
Methyl methacrylate	ug/L	50	44.5J	89	70-130	N2
Methylene Chloride	ug/L	50	50.5	101	66-130	
n-Butyl chloride	ug/L	50	43.7	87	70-130	
Propionitrile	ug/L	50	41.7J	83	50-150	N2
Styrene	ug/L	50	44.3	89	78-128	
Tetrachloroethene	ug/L	50	43.0	86	69-119	
Toluene	ug/L	50	44.7	89	74-122	
trans-1,2-Dichloroethene	ug/L	50	43.7	87	72-122	
trans-1,3-Dichloropropene	ug/L	50	42.8	86	66-135	
trans-1,4-Dichloro-2-butene	ug/L	200	172	86	39-153	
Trichloroethene	ug/L	50	45.1	90	75-123	
Trichlorofluoromethane	ug/L	50	57.9	116	58-148	
Vinyl acetate	ug/L	200	211	106	67-154	
Vinyl chloride	ug/L	50	51.5	103	61-147	
Xylene (Total)	ug/L	150	134	90	75-127	
4-Bromofluorobenzene (S)	%			100	79-116	

Results presented on this page are in the units indicated by the "Units" column except where an alternate unit is presented to the right of the result.

REPORT OF LABORATORY ANALYSIS

This report shall not be reproduced, except in full,
without the written consent of Pace Analytical Services, Inc..

Pace Analytical
www.pacelabs.com

Pace Analytical Services, Inc.
Not NELAP Accredited
4860 Blazer Parkway
Dublin, OH 43017
(614)486-5421

Pace Analytical Services, Inc.
7726 Moller Road
Indianapolis, IN 46268
(317)228-3100

QUALITY CONTROL DATA

Project: Bridgeton Landfill 1Q 2016
Pace Project No.: 50139618

LABORATORY CONTROL SAMPLE: 1496835

Parameter	Units	Spike Conc.	LCS Result	LCS % Rec	% Rec Limits	Qualifiers
Dibromofluoromethane (S)	%			100	84-118	
Toluene-d8 (S)	%			100	86-110	

Results presented on this page are in the units indicated by the "Units" column except where an alternate unit is presented to the right of the result.

REPORT OF LABORATORY ANALYSIS

This report shall not be reproduced, except in full,
without the written consent of Pace Analytical Services, Inc..

Pace Analytical
www.pacelabs.com

Pace Analytical Services, Inc.
Not NELAP Accredited
4860 Blazer Parkway
Dublin, OH 43017
(614)486-5421

Pace Analytical Services, Inc.
7726 Moller Road
Indianapolis, IN 46268
(317)228-3100

QUALITY CONTROL DATA

Project: Bridgeton Landfill 1Q 2016
Pace Project No.: 50139618

QC Batch: MSV/87911
QC Batch Method: EPA 8260
Analysis Method: EPA 8260
Analysis Description: 8260 MSV
Associated Lab Samples: 50139618031

METHOD BLANK: 1497628
Matrix: Water
Associated Lab Samples: 50139618031

Parameter	Units	Blank Result	Reporting Limit	Analyzed	Qualifiers
1,1,1,2-Tetrachloroethane	ug/L	ND	5.0	03/15/16 22:00	
1,1,1-Trichloroethane	ug/L	ND	5.0	03/15/16 22:00	
1,1,2,2-Tetrachloroethane	ug/L	ND	5.0	03/15/16 22:00	
1,1,2-Trichloroethane	ug/L	ND	5.0	03/15/16 22:00	
1,1-Dichloroethane	ug/L	ND	5.0	03/15/16 22:00	
1,1-Dichloroethene	ug/L	ND	5.0	03/15/16 22:00	
1,1-Dichloropropene	ug/L	ND	5.0	03/15/16 22:00	
1,2,3-Trichloropropane	ug/L	ND	5.0	03/15/16 22:00	
1,2-Dibromo-3-chloropropane	ug/L	ND	5.0	03/15/16 22:00	
1,2-Dibromoethane (EDB)	ug/L	ND	5.0	03/15/16 22:00	
1,2-Dichlorobenzene	ug/L	ND	5.0	03/15/16 22:00	
1,2-Dichloroethane	ug/L	ND	5.0	03/15/16 22:00	
1,2-Dichloropropane	ug/L	ND	5.0	03/15/16 22:00	
1,3-Dichlorobenzene	ug/L	ND	5.0	03/15/16 22:00	
1,3-Dichloropropane	ug/L	ND	5.0	03/15/16 22:00	
1,4-Dichlorobenzene	ug/L	ND	5.0	03/15/16 22:00	
2,2-Dichloropropane	ug/L	ND	5.0	03/15/16 22:00	
2-Butanone (MEK)	ug/L	ND	10.0	03/15/16 22:00	
2-Hexanone	ug/L	ND	10.0	03/15/16 22:00	
4-Methyl-2-pentanone (MIBK)	ug/L	ND	10.0	03/15/16 22:00	
Acetone	ug/L	ND	10.0	03/15/16 22:00	
Acetonitrile	ug/L	ND	100	03/15/16 22:00	
Acrolein	ug/L	ND	50.0	03/15/16 22:00	
Acrylonitrile	ug/L	ND	100	03/15/16 22:00	
Allyl chloride	ug/L	ND	5.0	03/15/16 22:00	N2
Benzene	ug/L	ND	5.0	03/15/16 22:00	
Bromochloromethane	ug/L	ND	5.0	03/15/16 22:00	
Bromodichloromethane	ug/L	ND	5.0	03/15/16 22:00	
Bromoform	ug/L	ND	5.0	03/15/16 22:00	
Bromomethane	ug/L	ND	10.0	03/15/16 22:00	
Carbon disulfide	ug/L	ND	10.0	03/15/16 22:00	
Carbon tetrachloride	ug/L	ND	5.0	03/15/16 22:00	
Chlorobenzene	ug/L	ND	5.0	03/15/16 22:00	
Chloroethane	ug/L	ND	10.0	03/15/16 22:00	
Chloroform	ug/L	ND	5.0	03/15/16 22:00	
Chloromethane	ug/L	ND	10.0	03/15/16 22:00	
Chloroprene	ug/L	ND	100	03/15/16 22:00	N2
cis-1,2-Dichloroethene	ug/L	ND	5.0	03/15/16 22:00	
cis-1,3-Dichloropropene	ug/L	ND	5.0	03/15/16 22:00	
Dibromochloromethane	ug/L	ND	5.0	03/15/16 22:00	
Dibromomethane	ug/L	ND	10.0	03/15/16 22:00	

Results presented on this page are in the units indicated by the "Units" column except where an alternate unit is presented to the right of the result.

REPORT OF LABORATORY ANALYSIS

This report shall not be reproduced, except in full,
without the written consent of Pace Analytical Services, Inc..

QUALITY CONTROL DATA

Project: Bridgeton Landfill 1Q 2016
Pace Project No.: 50139618

METHOD BLANK: 1497628 Matrix: Water
Associated Lab Samples: 50139618031

Parameter	Units	Blank Result	Reporting Limit	Analyzed	Qualifiers
Dichlorodifluoromethane	ug/L	ND	5.0	03/15/16 22:00	
Ethyl methacrylate	ug/L	ND	100	03/15/16 22:00	
Ethylbenzene	ug/L	ND	5.0	03/15/16 22:00	
Iodomethane	ug/L	ND	5.0	03/15/16 22:00	
Isobutanol	ug/L	ND	100	03/15/16 22:00	N2
Methacrylonitrile	ug/L	ND	100	03/15/16 22:00	N2
Methyl methacrylate	ug/L	ND	100	03/15/16 22:00	N2
Methylene Chloride	ug/L	ND	5.0	03/15/16 22:00	
Propionitrile	ug/L	ND	100	03/15/16 22:00	N2
Styrene	ug/L	ND	5.0	03/15/16 22:00	
Tetrachloroethene	ug/L	ND	5.0	03/15/16 22:00	
Toluene	ug/L	ND	5.0	03/15/16 22:00	
trans-1,2-Dichloroethene	ug/L	ND	5.0	03/15/16 22:00	
trans-1,3-Dichloropropene	ug/L	ND	5.0	03/15/16 22:00	
trans-1,4-Dichloro-2-butene	ug/L	ND	10.0	03/15/16 22:00	
Trichloroethene	ug/L	ND	5.0	03/15/16 22:00	
Trichlorofluoromethane	ug/L	ND	10.0	03/15/16 22:00	
Vinyl acetate	ug/L	ND	10.0	03/15/16 22:00	
Vinyl chloride	ug/L	ND	2.0	03/15/16 22:00	
Xylene (Total)	ug/L	ND	5.0	03/15/16 22:00	
4-Bromofluorobenzene (S)	%.	100	79-116	03/15/16 22:00	
Dibromofluoromethane (S)	%.	99	84-118	03/15/16 22:00	
Toluene-d8 (S)	%.	100	86-110	03/15/16 22:00	

LABORATORY CONTROL SAMPLE: 1497629

Parameter	Units	Spike Conc.	LCS Result	LCS % Rec	% Rec Limits	Qualifiers
1,1,1,2-Tetrachloroethane	ug/L	50	47.1	94	74-130	
1,1,1-Trichloroethane	ug/L	50	43.8	88	72-123	
1,1,2,2-Tetrachloroethane	ug/L	50	45.5	91	72-124	
1,1,2-Trichloroethane	ug/L	50	45.3	91	75-125	
1,1-Dichloroethane	ug/L	50	43.9	88	70-120	
1,1-Dichloroethene	ug/L	50	44.9	90	69-127	
1,1-Dichloropropene	ug/L	50	44.1	88	81-129	
1,2,3-Trichloropropane	ug/L	50	46.7	93	77-127	
1,2-Dibromo-3-chloropropane	ug/L	50	57.3	115	67-123	
1,2-Dibromoethane (EDB)	ug/L	50	46.9	94	76-125	
1,2-Dichlorobenzene	ug/L	50	43.9	88	77-122	
1,2-Dichloroethane	ug/L	50	42.9	86	70-123	
1,2-Dichloropropane	ug/L	50	45.5	91	77-124	
1,3-Dichlorobenzene	ug/L	50	44.5	89	76-124	
1,3-Dichloropropane	ug/L	50	43.8	88	77-123	
1,4-Dichlorobenzene	ug/L	50	42.9	86	75-117	
2,2-Dichloropropane	ug/L	50	36.3	73	44-147	

Results presented on this page are in the units indicated by the "Units" column except where an alternate unit is presented to the right of the result.

REPORT OF LABORATORY ANALYSIS

This report shall not be reproduced, except in full,
without the written consent of Pace Analytical Services, Inc..

Pace Analytical
www.pacelabs.com

Pace Analytical Services, Inc.
Not NELAP Accredited
4860 Blazer Parkway
Dublin, OH 43017
(614)486-5421

Pace Analytical Services, Inc.
7726 Moller Road
Indianapolis, IN 46268
(317)228-3100

QUALITY CONTROL DATA

Project: Bridgeton Landfill 1Q 2016
Pace Project No.: 50139618

LABORATORY CONTROL SAMPLE: 1497629

Parameter	Units	Spike Conc.	LCS Result	LCS % Rec	% Rec Limits	Qualifiers
2-Butanone (MEK)	ug/L	250	271	108	60-135	
2-Hexanone	ug/L	250	258	103	65-139	
4-Methyl-2-pentanone (MIBK)	ug/L	250	261	105	66-134	
Acetone	ug/L	250	315	126	47-144	
Acetonitrile	ug/L	50	44.9J	90	50-150	
Acrolein	ug/L	1000	1900	190	31-200	
Acrylonitrile	ug/L	200	199	99	64-133	
Allyl chloride	ug/L	100	91.8	92	70-130	N2
Benzene	ug/L	50	44.0	88	76-122	
Bromochloromethane	ug/L	50	44.7	89	74-134	
Bromodichloromethane	ug/L	50	44.0	88	71-124	
Bromoform	ug/L	50	45.9	92	60-125	
Bromomethane	ug/L	50	55.7	111	23-194	
Carbon disulfide	ug/L	50	43.2	86	63-130	
Carbon tetrachloride	ug/L	50	47.0	94	73-133	
Chlorobenzene	ug/L	50	43.2	86	76-116	
Chloroethane	ug/L	50	40.0	80	50-147	
Chloroform	ug/L	50	47.4	95	70-119	
Chloromethane	ug/L	50	41.8	84	52-136	
Chloroprene	ug/L	50	45J	90	70-130	N2
cis-1,2-Dichloroethene	ug/L	50	44.4	89	74-120	
cis-1,3-Dichloropropene	ug/L	50	45.3	91	71-134	
Dibromochloromethane	ug/L	50	48.0	96	73-127	
Dibromomethane	ug/L	50	45.6	91	75-124	
Dichlorodifluoromethane	ug/L	50	46.6	93	39-166	
Ethyl methacrylate	ug/L	200	203	102	73-136	
Ethylbenzene	ug/L	50	44.3	89	75-123	
Iodomethane	ug/L	100	88.4	88	56-142	
Isobutanol	ug/L	250	748	299	50-150	L3,N2
Methacrylonitrile	ug/L	200	148	74	50-150	N2
Methyl methacrylate	ug/L	50	46.8J	94	70-130	N2
Methylene Chloride	ug/L	50	47.4	95	66-130	
Propionitrile	ug/L	50	52J	104	50-150	N2
Styrene	ug/L	50	47.2	94	78-128	
Tetrachloroethene	ug/L	50	42.8	86	69-119	
Toluene	ug/L	50	43.4	87	74-122	
trans-1,2-Dichloroethene	ug/L	50	45.7	91	72-122	
trans-1,3-Dichloropropene	ug/L	50	46.1	92	66-135	
trans-1,4-Dichloro-2-butene	ug/L	200	187	94	39-153	
Trichloroethene	ug/L	50	45.5	91	75-123	
Trichlorofluoromethane	ug/L	50	46.3	93	58-148	
Vinyl acetate	ug/L	200	187	93	67-154	
Vinyl chloride	ug/L	50	51.6	103	61-147	
Xylene (Total)	ug/L	150	134	90	75-127	
4-Bromofluorobenzene (S)	%.			101	79-116	
Dibromofluoromethane (S)	%.			100	84-118	
Toluene-d8 (S)	%.			100	86-110	

Results presented on this page are in the units indicated by the "Units" column except where an alternate unit is presented to the right of the result.

REPORT OF LABORATORY ANALYSIS

This report shall not be reproduced, except in full,
without the written consent of Pace Analytical Services, Inc.

QUALITY CONTROL DATA

Project: Bridgeton Landfill 1Q 2016
Pace Project No.: 50139618

QC Batch: OEXT/42648 Analysis Method: EPA 8270
QC Batch Method: EPA 3510 Analysis Description: 8270 Water MSSV
Associated Lab Samples: 50139618006, 50139618007, 50139618008, 50139618009, 50139618010, 50139618011, 50139618012

METHOD BLANK: 1490505 Matrix: Water
Associated Lab Samples: 50139618006, 50139618007, 50139618008, 50139618009, 50139618010, 50139618011, 50139618012

Parameter	Units	Blank Result	Reporting Limit	Analyzed	Qualifiers
1,2,4,5-Tetrachlorobenzene	ug/L	ND	10.0	03/06/16 12:40	
1,2,4-Trichlorobenzene	ug/L	ND	10.0	03/06/16 12:40	
1,3,5-Trinitrobenzene	ug/L	ND	20.0	03/06/16 12:40	
1,3-Dinitrobenzene	ug/L	ND	50.0	03/06/16 12:40	
1,4-Dinitrobenzene	ug/L	ND	10.0	03/06/16 12:40	
1,4-Naphthoquinone	ug/L	ND	50.0	03/06/16 12:40	
1-Naphthalenamine	ug/L	ND	50.0	03/06/16 12:40	
2,3,4,6-Tetrachlorophenol	ug/L	ND	10.0	03/06/16 12:40	
2,4,5-Trichlorophenol	ug/L	ND	10.0	03/06/16 12:40	
2,4,6-Trichlorophenol	ug/L	ND	10.0	03/06/16 12:40	
2,4-Dichlorophenol	ug/L	ND	10.0	03/06/16 12:40	
2,4-Dimethylphenol	ug/L	ND	10.0	03/06/16 12:40	
2,4-Dinitrophenol	ug/L	ND	50.0	03/06/16 12:40	
2,4-Dinitrotoluene	ug/L	ND	10.0	03/06/16 12:40	
2,6-Dichlorophenol	ug/L	ND	10.0	03/06/16 12:40	
2,6-Dinitrotoluene	ug/L	ND	10.0	03/06/16 12:40	
2-Acetylaminofluorene	ug/L	ND	10.0	03/06/16 12:40	
2-Chloronaphthalene	ug/L	ND	10.0	03/06/16 12:40	
2-Chlorophenol	ug/L	ND	10.0	03/06/16 12:40	
2-Methylnaphthalene	ug/L	ND	10.0	03/06/16 12:40	
2-Methylphenol(o-Cresol)	ug/L	ND	10.0	03/06/16 12:40	
2-Naphthalenamine	ug/L	ND	10.0	03/06/16 12:40	
2-Nitroaniline	ug/L	ND	50.0	03/06/16 12:40	
2-Nitrophenol	ug/L	ND	10.0	03/06/16 12:40	
3&4-Methylphenol(m&p Cresol)	ug/L	ND	10.0	03/06/16 12:40	
3,3'-Dichlorobenzidine	ug/L	ND	20.0	03/06/16 12:40	
3,3'-Dimethylbenzidine	ug/L	ND	20.0	03/06/16 12:40	
3-Methylcholanthrene	ug/L	ND	10.0	03/06/16 12:40	
3-Nitroaniline	ug/L	ND	50.0	03/06/16 12:40	
4,6-Dinitro-2-methylphenol	ug/L	ND	50.0	03/06/16 12:40	
4-Aminobiphenyl	ug/L	ND	10.0	03/06/16 12:40	
4-Bromophenylphenyl ether	ug/L	ND	10.0	03/06/16 12:40	
4-Chloro-3-methylphenol	ug/L	ND	10.0	03/06/16 12:40	
4-Chloroaniline	ug/L	ND	10.0	03/06/16 12:40	
4-Chlorophenylphenyl ether	ug/L	ND	10.0	03/06/16 12:40	
4-Nitroaniline	ug/L	ND	50.0	03/06/16 12:40	
4-Nitrophenol	ug/L	ND	50.0	03/06/16 12:40	
5-Nitro-o-toluidine	ug/L	ND	10.0	03/06/16 12:40	
7,12-Dimethylbenz(a)anthracene	ug/L	ND	20.0	03/06/16 12:40	
Acenaphthene	ug/L	ND	10.0	03/06/16 12:40	
Acenaphthylene	ug/L	ND	10.0	03/06/16 12:40	

Results presented on this page are in the units indicated by the "Units" column except where an alternate unit is presented to the right of the result.

REPORT OF LABORATORY ANALYSIS

This report shall not be reproduced, except in full,
without the written consent of Pace Analytical Services, Inc..

Pace Analytical
www.pacelabs.com

Pace Analytical Services, Inc.
Not NELAP Accredited
4860 Blazer Parkway
Dublin, OH 43017
(614)486-5421

Pace Analytical Services, Inc.
7726 Moller Road
Indianapolis, IN 46268
(317)228-3100

QUALITY CONTROL DATA

Project: Bridgeton Landfill 1Q 2016
Pace Project No.: 50139618

METHOD BLANK: 1490505 Matrix: Water
Associated Lab Samples: 50139618006, 50139618007, 50139618008, 50139618009, 50139618010, 50139618011, 50139618012

Parameter	Units	Blank Result	Reporting Limit	Analyzed	Qualifiers
Acetophenone	ug/L	ND	10.0	03/06/16 12:40	
Anthracene	ug/L	ND	10.0	03/06/16 12:40	
Benzo(a)anthracene	ug/L	ND	10.0	03/06/16 12:40	
Benzo(a)pyrene	ug/L	ND	10.0	03/06/16 12:40	
Benzo(b)fluoranthene	ug/L	ND	10.0	03/06/16 12:40	
Benzo(g,h,i)perylene	ug/L	ND	10.0	03/06/16 12:40	
Benzo(k)fluoranthene	ug/L	ND	10.0	03/06/16 12:40	
Benzyl alcohol	ug/L	ND	10.0	03/06/16 12:40	
bis(2-Chloroethoxy)methane	ug/L	ND	10.0	03/06/16 12:40	
bis(2-Chloroethyl) ether	ug/L	ND	10.0	03/06/16 12:40	
bis(2-Chloroisopropyl) ether	ug/L	ND	10.0	03/06/16 12:40	
bis(2-Ethylhexyl)phthalate	ug/L	ND	10.0	03/06/16 12:40	
Butylbenzylphthalate	ug/L	ND	10.0	03/06/16 12:40	
Chlorobenzilate	ug/L	ND	10.0	03/06/16 12:40	
Chrysene	ug/L	ND	10.0	03/06/16 12:40	
Di-n-butylphthalate	ug/L	ND	10.0	03/06/16 12:40	
Di-n-octylphthalate	ug/L	ND	10.0	03/06/16 12:40	
Diallate	ug/L	ND	10.0	03/06/16 12:40	
Dibenz(a,h)anthracene	ug/L	ND	10.0	03/06/16 12:40	
Dibenzofuran	ug/L	ND	10.0	03/06/16 12:40	
Diethylphthalate	ug/L	ND	10.0	03/06/16 12:40	
Dimethoate	ug/L	ND	10.0	03/06/16 12:40	
Dimethylphthalate	ug/L	ND	10.0	03/06/16 12:40	
Dinoseb	ug/L	ND	10.0	03/06/16 12:40	
Diphenylamine	ug/L	ND	10.0	03/06/16 12:40	
Disulfoton	ug/L	ND	10.0	03/06/16 12:40	
Ethyl methanesulfonate	ug/L	ND	10.0	03/06/16 12:40	
Famphur	ug/L	ND	200	03/06/16 12:40	
Fluoranthene	ug/L	ND	10.0	03/06/16 12:40	
Fluorene	ug/L	ND	10.0	03/06/16 12:40	
Hexachloro-1,3-butadiene	ug/L	ND	10.0	03/06/16 12:40	
Hexachlorobenzene	ug/L	ND	10.0	03/06/16 12:40	
Hexachlorocyclopentadiene	ug/L	ND	10.0	03/06/16 12:40	
Hexachloroethane	ug/L	ND	10.0	03/06/16 12:40	
Hexachlorophene	ug/L	ND	200	03/06/16 12:40	
Hexachloropropene	ug/L	ND	10.0	03/06/16 12:40	
Indeno(1,2,3-cd)pyrene	ug/L	ND	10.0	03/06/16 12:40	
Isodrin	ug/L	ND	10.0	03/06/16 12:40	
Isophorone	ug/L	ND	10.0	03/06/16 12:40	
Isosafrole	ug/L	ND	10.0	03/06/16 12:40	
Kepone	ug/L	ND	200	03/06/16 12:40	
Methapyrilene	ug/L	ND	10.0	03/06/16 12:40	
Methyl methanesulfonate	ug/L	ND	10.0	03/06/16 12:40	
Methyl parathion	ug/L	ND	10.0	03/06/16 12:40	
N-Nitroso-di-n-butylamine	ug/L	ND	10.0	03/06/16 12:40	

Results presented on this page are in the units indicated by the "Units" column except where an alternate unit is presented to the right of the result.

REPORT OF LABORATORY ANALYSIS

This report shall not be reproduced, except in full,
without the written consent of Pace Analytical Services, Inc..

Pace Analytical
www.pacelabs.com

Pace Analytical Services, Inc.
Not NELAP Accredited
4860 Blazer Parkway
Dublin, OH 43017
(614)486-5421

Pace Analytical Services, Inc.
7726 Moller Road
Indianapolis, IN 46268
(317)228-3100

QUALITY CONTROL DATA

Project: Bridgeton Landfill 1Q 2016
Pace Project No.: 50139618

METHOD BLANK: 1490505 Matrix: Water

Associated Lab Samples: 50139618006, 50139618007, 50139618008, 50139618009, 50139618010, 50139618011, 50139618012

Parameter	Units	Blank Result	Reporting Limit	Analyzed	Qualifiers
N-Nitroso-di-n-propylamine	ug/L	ND	50.0	03/06/16 12:40	
N-Nitrosodiethylamine	ug/L	ND	10.0	03/06/16 12:40	
N-Nitrosodimethylamine	ug/L	ND	10.0	03/06/16 12:40	
N-Nitrosomethylethylamine	ug/L	ND	10.0	03/06/16 12:40	
N-Nitrosomorpholine	ug/L	ND	10.0	03/06/16 12:40	
N-Nitrosopiperidine	ug/L	ND	10.0	03/06/16 12:40	
N-Nitrosopyrrolidine	ug/L	ND	10.0	03/06/16 12:40	
Naphthalene	ug/L	ND	10.0	03/06/16 12:40	
Nitrobenzene	ug/L	ND	10.0	03/06/16 12:40	
O,O,O-Triethylphosphorothioate	ug/L	ND	10.0	03/06/16 12:40	
O-Toluidine	ug/L	ND	10.0	03/06/16 12:40	
P-Dimethylaminoazobenzene	ug/L	ND	10.0	03/06/16 12:40	
p-Phenylenediamine	ug/L	ND	20.0	03/06/16 12:40	
Parathion (Ethyl parathion)	ug/L	ND	10.0	03/06/16 12:40	
Pentachlorobenzene	ug/L	ND	10.0	03/06/16 12:40	
Pentachloronitrobenzene	ug/L	ND	10.0	03/06/16 12:40	
Pentachlorophenol	ug/L	ND	50.0	03/06/16 12:40	
Phenacetin	ug/L	ND	10.0	03/06/16 12:40	
Phenanthrene	ug/L	ND	10.0	03/06/16 12:40	
Phenol	ug/L	ND	10.0	03/06/16 12:40	
Phorate	ug/L	ND	10.0	03/06/16 12:40	
Pronamide	ug/L	ND	10.0	03/06/16 12:40	
Pyrene	ug/L	ND	10.0	03/06/16 12:40	
Safrole	ug/L	ND	10.0	03/06/16 12:40	
Thionazin	ug/L	ND	10.0	03/06/16 12:40	
2,4,6-Tribromophenol (S)	%.	42	29-158	03/06/16 12:40	
2-Fluorobiphenyl (S)	%.	41	33-114	03/06/16 12:40	
2-Fluorophenol (S)	%.	24	11-79	03/06/16 12:40	
Nitrobenzene-d5 (S)	%.	46	38-124	03/06/16 12:40	
p-Terphenyl-d14 (S)	%.	42	10-113	03/06/16 12:40	
Phenol-d5 (S)	%.	17	10-58	03/06/16 12:40	

LABORATORY CONTROL SAMPLE: 1490506

Parameter	Units	Spike Conc.	LCS Result	LCS % Rec	% Rec Limits	Qualifiers
1,2,4,5-Tetrachlorobenzene	ug/L	100	44.0	44	27-128	
1,2,4-Trichlorobenzene	ug/L	100	45.3	45	15-121	
1,3-Dinitrobenzene	ug/L	100	89.5	89	10-200	
2,3,4,6-Tetrachlorophenol	ug/L	100	33.6	34	55-167	L0
2,4,5-Trichlorophenol	ug/L	100	76.1	76	54-154	
2,4,6-Trichlorophenol	ug/L	100	77.2	77	54-158	
2,4-Dichlorophenol	ug/L	100	78.7	79	49-137	
2,4-Dimethylphenol	ug/L	100	82.6	83	40-125	
2,4-Dinitrophenol	ug/L	100	74.8	75	10-175	

Results presented on this page are in the units indicated by the "Units" column except where an alternate unit is presented to the right of the result.

REPORT OF LABORATORY ANALYSIS

This report shall not be reproduced, except in full,
without the written consent of Pace Analytical Services, Inc..

QUALITY CONTROL DATA

Project: Bridgeton Landfill 1Q 2016
Pace Project No.: 50139618

LABORATORY CONTROL SAMPLE: 1490506

Parameter	Units	Spike Conc.	LCS Result	LCS % Rec	% Rec Limits	Qualifiers
2,4-Dinitrotoluene	ug/L	100	97.0	97	41-163	
2,6-Dinitrotoluene	ug/L	100	89.1	89	61-158	
2-Chloronaphthalene	ug/L	100	48.3	48	37-124	
2-Chlorophenol	ug/L	100	76.1	76	30-119	
2-Methylnaphthalene	ug/L	100	54.6	55	32-117	
2-Methylphenol(o-Cresol)	ug/L	100	78.1	78	32-101	
2-Nitroaniline	ug/L	100	87.7	88	70-153	
2-Nitrophenol	ug/L	100	82.5	82	51-149	
3&4-Methylphenol(m&p Cresol)	ug/L	100	74.0	74	31-93	
3,3'-Dichlorobenzidine	ug/L	100	92.7	93	60-158	
3-Nitroaniline	ug/L	100	89.3	89	50-140	
4,6-Dinitro-2-methylphenol	ug/L	100	86.8	87	36-178	
4-Bromophenylphenyl ether	ug/L	100	78.9	79	51-172	
4-Chloro-3-methylphenol	ug/L	100	88.0	88	32-142	
4-Chloroaniline	ug/L	100	73.4	73	45-120	
4-Chlorophenylphenyl ether	ug/L	100	69.7	70	50-142	
4-Nitroaniline	ug/L	100	96.9	97	49-147	
4-Nitrophenol	ug/L	100	58.0	58	10-103	
Acenaphthene	ug/L	100	63.7	64	40-136	
Acenaphthylene	ug/L	100	64.4	64	42-139	
Acetophenone	ug/L	100	79.0	79	32-138	
Anthracene	ug/L	100	93.1	93	56-155	
Benzo(a)anthracene	ug/L	100	92.5	93	54-157	
Benzo(a)pyrene	ug/L	100	104	104	51-170	
Benzo(b)fluoranthene	ug/L	100	106	106	52-172	
Benzo(g,h,i)perylene	ug/L	100	96.6	97	33-173	
Benzo(k)fluoranthene	ug/L	100	104	104	52-167	
Benzyl alcohol	ug/L	100	70.9	71	24-86	
bis(2-Chloroethoxy)methane	ug/L	100	86.2	86	57-131	
bis(2-Chloroethyl) ether	ug/L	100	78.4	78	55-123	
bis(2-Chloroisopropyl) ether	ug/L	100	85.4	85	46-124	
bis(2-Ethylhexyl)phthalate	ug/L	100	87.1	87	69-168	
Butylbenzylphthalate	ug/L	100	87.0	87	67-168	
Chrysene	ug/L	100	93.5	94	55-158	
Di-n-butylphthalate	ug/L	100	93.6	94	58-159	
Di-n-octylphthalate	ug/L	100	101	101	63-176	
Dibenz(a,h)anthracene	ug/L	100	104	104	46-179	
Dibenzofuran	ug/L	100	67.2	67	44-138	
Diethylphthalate	ug/L	100	84.8	85	56-149	
Dimethylphthalate	ug/L	100	81.3	81	56-146	
Fluoranthene	ug/L	100	101	101	58-157	
Fluorene	ug/L	100	77.3	77	46-148	
Hexachloro-1,3-butadiene	ug/L	100	40.0	40	10-123	
Hexachlorobenzene	ug/L	100	82.9	83	63-157	
Hexachlorocyclopentadiene	ug/L	100	27.6	28	10-114	
Hexachloroethane	ug/L	100	39.1	39	14-102	
Indeno(1,2,3-cd)pyrene	ug/L	100	103	103	48-174	

Results presented on this page are in the units indicated by the "Units" column except where an alternate unit is presented to the right of the result.

REPORT OF LABORATORY ANALYSIS

This report shall not be reproduced, except in full,
without the written consent of Pace Analytical Services, Inc..

Pace Analytical Services, Inc.
Not NELAP Accredited
4860 Blazer Parkway
Dublin, OH 43017
(614)486-5421

Pace Analytical Services, Inc.
7726 Moller Road
Indianapolis, IN 46268
(317)228-3100

QUALITY CONTROL DATA

Project: Bridgeton Landfill 1Q 2016
Pace Project No.: 50139618

LABORATORY CONTROL SAMPLE: 1490506

Parameter	Units	Spike Conc.	LCS Result	LCS % Rec	% Rec Limits	Qualifiers
Isophorone	ug/L	100	85.4	85	59-134	
N-Nitroso-di-n-propylamine	ug/L	100	81.0	81	40-135	
N-Nitrosodimethylamine	ug/L	100	57.2	57	10-200	
Naphthalene	ug/L	100	59.6	60	38-113	
Nitrobenzene	ug/L	100	82.9	83	61-138	
Pentachlorophenol	ug/L	100	79.0	79	27-177	
Phenanthrene	ug/L	100	90.0	90	57-154	
Phenol	ug/L	100	56.8	57	11-61	
Pyrene	ug/L	100	91.1	91	53-160	
2,4,6-Tribromophenol (S)	%.			89	29-158	
2-Fluorobiphenyl (S)	%.			70	33-114	
2-Fluorophenol (S)	%.			70	11-79	
Nitrobenzene-d5 (S)	%.			82	38-124	
p-Terphenyl-d14 (S)	%.			83	10-113	
Phenol-d5 (S)	%.			60	10-58	S0

Results presented on this page are in the units indicated by the "Units" column except where an alternate unit is presented to the right of the result.

REPORT OF LABORATORY ANALYSIS

This report shall not be reproduced, except in full,
without the written consent of Pace Analytical Services, Inc..

Pace Analytical
www.pacelabs.com

Pace Analytical Services, Inc.
Not NELAP Accredited
4860 Blazer Parkway
Dublin, OH 43017
(614)486-5421

Pace Analytical Services, Inc.
7726 Moller Road
Indianapolis, IN 46268
(317)228-3100

QUALITY CONTROL DATA

Project: Bridgeton Landfill 1Q 2016
Pace Project No.: 50139618

QC Batch: OEXT/42704 Analysis Method: EPA 8270
QC Batch Method: EPA 3510 Analysis Description: 8270 Water MSSV
Associated Lab Samples: 50139618014, 50139618015, 50139618016, 50139618017, 50139618018, 50139618019, 50139618020

METHOD BLANK: 1492813 Matrix: Water
Associated Lab Samples: 50139618014, 50139618015, 50139618016, 50139618017, 50139618018, 50139618019, 50139618020

Parameter	Units	Blank Result	Reporting Limit	Analyzed	Qualifiers
1,2,4,5-Tetrachlorobenzene	ug/L	ND	10.0	03/09/16 15:12	
1,2,4-Trichlorobenzene	ug/L	ND	10.0	03/09/16 15:12	
1,3,5-Trinitrobenzene	ug/L	ND	20.0	03/09/16 15:12	
1,3-Dinitrobenzene	ug/L	ND	50.0	03/09/16 15:12	
1,4-Dinitrobenzene	ug/L	ND	10.0	03/09/16 15:12	
1,4-Naphthoquinone	ug/L	ND	50.0	03/09/16 15:12	
1-Naphthalenamine	ug/L	ND	50.0	03/09/16 15:12	
2,3,4,6-Tetrachlorophenol	ug/L	ND	10.0	03/09/16 15:12	
2,4,5-Trichlorophenol	ug/L	ND	10.0	03/09/16 15:12	
2,4,6-Trichlorophenol	ug/L	ND	10.0	03/09/16 15:12	
2,4-Dichlorophenol	ug/L	ND	10.0	03/09/16 15:12	
2,4-Dimethylphenol	ug/L	ND	10.0	03/09/16 15:12	
2,4-Dinitrophenol	ug/L	ND	50.0	03/09/16 15:12	
2,4-Dinitrotoluene	ug/L	ND	10.0	03/09/16 15:12	
2,6-Dichlorophenol	ug/L	ND	10.0	03/09/16 15:12	
2,6-Dinitrotoluene	ug/L	ND	10.0	03/09/16 15:12	
2-Acetylaminofluorene	ug/L	ND	10.0	03/09/16 15:12	
2-Chloronaphthalene	ug/L	ND	10.0	03/09/16 15:12	
2-Chlorophenol	ug/L	ND	10.0	03/09/16 15:12	
2-Methylnaphthalene	ug/L	ND	10.0	03/09/16 15:12	
2-Methylphenol(o-Cresol)	ug/L	ND	10.0	03/09/16 15:12	
2-Naphthalenamine	ug/L	ND	10.0	03/09/16 15:12	
2-Nitroaniline	ug/L	ND	50.0	03/09/16 15:12	
2-Nitrophenol	ug/L	ND	10.0	03/09/16 15:12	
3&4-Methylphenol(m&p Cresol)	ug/L	ND	10.0	03/09/16 15:12	
3,3'-Dichlorobenzidine	ug/L	ND	20.0	03/09/16 15:12	
3,3'-Dimethylbenzidine	ug/L	ND	20.0	03/09/16 15:12	
3-Methylcholanthrene	ug/L	ND	10.0	03/09/16 15:12	
3-Nitroaniline	ug/L	ND	50.0	03/09/16 15:12	
4,6-Dinitro-2-methylphenol	ug/L	ND	50.0	03/09/16 15:12	
4-Aminobiphenyl	ug/L	ND	10.0	03/09/16 15:12	
4-Bromophenylphenyl ether	ug/L	ND	10.0	03/09/16 15:12	
4-Chloro-3-methylphenol	ug/L	ND	10.0	03/09/16 15:12	
4-Chloroaniline	ug/L	ND	10.0	03/09/16 15:12	
4-Chlorophenylphenyl ether	ug/L	ND	10.0	03/09/16 15:12	
4-Nitroaniline	ug/L	ND	50.0	03/09/16 15:12	
4-Nitrophenol	ug/L	ND	50.0	03/09/16 15:12	
5-Nitro-o-toluidine	ug/L	ND	10.0	03/09/16 15:12	
7,12-Dimethylbenz(a)anthracene	ug/L	ND	20.0	03/09/16 15:12	
Acenaphthene	ug/L	ND	10.0	03/09/16 15:12	
Acenaphthylene	ug/L	ND	10.0	03/09/16 15:12	

Results presented on this page are in the units indicated by the "Units" column except where an alternate unit is presented to the right of the result.

REPORT OF LABORATORY ANALYSIS

This report shall not be reproduced, except in full,
without the written consent of Pace Analytical Services, Inc..

Pace Analytical
www.pacelabs.com

Pace Analytical Services, Inc.
Not NELAP Accredited
4860 Blazer Parkway
Dublin, OH 43017
(614)486-5421

Pace Analytical Services, Inc.
7726 Moller Road
Indianapolis, IN 46268
(317)228-3100

QUALITY CONTROL DATA

Project: Bridgeton Landfill 1Q 2016
Pace Project No.: 50139618

METHOD BLANK: 1492813 Matrix: Water

Associated Lab Samples: 50139618014, 50139618015, 50139618016, 50139618017, 50139618018, 50139618019, 50139618020

Parameter	Units	Blank Result	Reporting Limit	Analyzed	Qualifiers
Acetophenone	ug/L	ND	10.0	03/09/16 15:12	
Anthracene	ug/L	ND	10.0	03/09/16 15:12	
Benzo(a)anthracene	ug/L	ND	10.0	03/09/16 15:12	
Benzo(a)pyrene	ug/L	ND	10.0	03/09/16 15:12	
Benzo(b)fluoranthene	ug/L	ND	10.0	03/09/16 15:12	
Benzo(g,h,i)perylene	ug/L	ND	10.0	03/09/16 15:12	
Benzo(k)fluoranthene	ug/L	ND	10.0	03/09/16 15:12	
Benzyl alcohol	ug/L	ND	10.0	03/09/16 15:12	
bis(2-Chloroethoxy)methane	ug/L	ND	10.0	03/09/16 15:12	
bis(2-Chloroethyl) ether	ug/L	ND	10.0	03/09/16 15:12	
bis(2-Chloroisopropyl) ether	ug/L	ND	10.0	03/09/16 15:12	
bis(2-Ethylhexyl)phthalate	ug/L	ND	10.0	03/09/16 15:12	
Butylbenzylphthalate	ug/L	ND	10.0	03/09/16 15:12	
Chlorobenzilate	ug/L	ND	10.0	03/09/16 15:12	
Chrysene	ug/L	ND	10.0	03/09/16 15:12	
Di-n-butylphthalate	ug/L	ND	10.0	03/09/16 15:12	
Di-n-octylphthalate	ug/L	ND	10.0	03/09/16 15:12	
Diallate	ug/L	ND	10.0	03/09/16 15:12	
Dibenz(a,h)anthracene	ug/L	ND	10.0	03/09/16 15:12	
Dibenzofuran	ug/L	ND	10.0	03/09/16 15:12	
Diethylphthalate	ug/L	ND	10.0	03/09/16 15:12	
Dimethoate	ug/L	ND	10.0	03/09/16 15:12	
Dimethylphthalate	ug/L	ND	10.0	03/09/16 15:12	
Dinoseb	ug/L	ND	10.0	03/09/16 15:12	
Diphenylamine	ug/L	ND	10.0	03/09/16 15:12	
Disulfoton	ug/L	ND	10.0	03/09/16 15:12	
Ethyl methanesulfonate	ug/L	ND	10.0	03/09/16 15:12	
Famphur	ug/L	ND	200	03/09/16 15:12	
Fluoranthene	ug/L	ND	10.0	03/09/16 15:12	
Fluorene	ug/L	ND	10.0	03/09/16 15:12	
Hexachloro-1,3-butadiene	ug/L	ND	10.0	03/09/16 15:12	
Hexachlorobenzene	ug/L	ND	10.0	03/09/16 15:12	
Hexachlorocyclopentadiene	ug/L	ND	10.0	03/09/16 15:12	
Hexachloroethane	ug/L	ND	10.0	03/09/16 15:12	
Hexachlorophene	ug/L	ND	200	03/09/16 15:12	
Hexachloropropene	ug/L	ND	10.0	03/09/16 15:12	
Indeno(1,2,3-cd)pyrene	ug/L	ND	10.0	03/09/16 15:12	
Isodrin	ug/L	ND	10.0	03/09/16 15:12	
Isophorone	ug/L	ND	10.0	03/09/16 15:12	
Isosafrole	ug/L	ND	10.0	03/09/16 15:12	
Kepone	ug/L	ND	200	03/09/16 15:12	
Methapyrilene	ug/L	ND	10.0	03/09/16 15:12	
Methyl methanesulfonate	ug/L	ND	10.0	03/09/16 15:12	
Methyl parathion	ug/L	ND	10.0	03/09/16 15:12	
N-Nitroso-di-n-butylamine	ug/L	ND	10.0	03/09/16 15:12	

Results presented on this page are in the units indicated by the "Units" column except where an alternate unit is presented to the right of the result.

REPORT OF LABORATORY ANALYSIS

This report shall not be reproduced, except in full,
without the written consent of Pace Analytical Services, Inc..

Pace Analytical
www.pacelabs.com

Pace Analytical Services, Inc.
Not NELAP Accredited
4860 Blazer Parkway
Dublin, OH 43017
(614)486-5421

Pace Analytical Services, Inc.
7726 Moller Road
Indianapolis, IN 46268
(317)228-3100

QUALITY CONTROL DATA

Project: Bridgeton Landfill 1Q 2016
Pace Project No.: 50139618

METHOD BLANK: 1492813 Matrix: Water
Associated Lab Samples: 50139618014, 50139618015, 50139618016, 50139618017, 50139618018, 50139618019, 50139618020

Parameter	Units	Blank Result	Reporting Limit	Analyzed	Qualifiers
N-Nitroso-di-n-propylamine	ug/L	ND	50.0	03/09/16 15:12	
N-Nitrosodiethylamine	ug/L	ND	10.0	03/09/16 15:12	
N-Nitrosodimethylamine	ug/L	ND	10.0	03/09/16 15:12	
N-Nitrosomethylethylamine	ug/L	ND	10.0	03/09/16 15:12	
N-Nitrosomorpholine	ug/L	ND	10.0	03/09/16 15:12	
N-Nitrosopiperidine	ug/L	ND	10.0	03/09/16 15:12	
N-Nitrosopyrrolidine	ug/L	ND	10.0	03/09/16 15:12	
Naphthalene	ug/L	ND	10.0	03/09/16 15:12	
Nitrobenzene	ug/L	ND	10.0	03/09/16 15:12	
O,O,O-Triethylphosphorothioate	ug/L	ND	10.0	03/09/16 15:12	
O-Toluidine	ug/L	ND	10.0	03/09/16 15:12	
P-Dimethylaminoazobenzene	ug/L	ND	10.0	03/09/16 15:12	
p-Phenylenediamine	ug/L	ND	20.0	03/09/16 15:12	
Parathion (Ethyl parathion)	ug/L	ND	10.0	03/09/16 15:12	
Pentachlorobenzene	ug/L	ND	10.0	03/09/16 15:12	
Pentachloronitrobenzene	ug/L	ND	10.0	03/09/16 15:12	
Pentachlorophenol	ug/L	ND	50.0	03/09/16 15:12	
Phenacetin	ug/L	ND	10.0	03/09/16 15:12	
Phenanthrene	ug/L	ND	10.0	03/09/16 15:12	
Phenol	ug/L	ND	10.0	03/09/16 15:12	
Phorate	ug/L	ND	10.0	03/09/16 15:12	
Pronamide	ug/L	ND	10.0	03/09/16 15:12	
Pyrene	ug/L	ND	10.0	03/09/16 15:12	
Safrole	ug/L	ND	10.0	03/09/16 15:12	
Thionazin	ug/L	ND	10.0	03/09/16 15:12	
2,4,6-Tribromophenol (S)	%.	89	29-158	03/09/16 15:12	
2-Fluorobiphenyl (S)	%.	58	33-114	03/09/16 15:12	
2-Fluorophenol (S)	%.	47	11-79	03/09/16 15:12	
Nitrobenzene-d5 (S)	%.	72	38-124	03/09/16 15:12	
p-Terphenyl-d14 (S)	%.	65	10-113	03/09/16 15:12	
Phenol-d5 (S)	%.	34	10-58	03/09/16 15:12	

LABORATORY CONTROL SAMPLE: 1492814

Parameter	Units	Spike Conc.	LCS Result	LCS % Rec	% Rec Limits	Qualifiers
1,2,4,5-Tetrachlorobenzene	ug/L	100	57.7	58	27-128	
1,2,4-Trichlorobenzene	ug/L	100	48.1	48	15-121	
1,3-Dinitrobenzene	ug/L	100	46.6J	47	10-200	
2,3,4,6-Tetrachlorophenol	ug/L	100	33.1	33	55-167	L0
2,4,5-Trichlorophenol	ug/L	100	72.5	73	54-154	
2,4,6-Trichlorophenol	ug/L	100	77.0	77	54-158	
2,4-Dichlorophenol	ug/L	100	75.8	76	49-137	
2,4-Dimethylphenol	ug/L	100	71.4	71	40-125	
2,4-Dinitrophenol	ug/L	100	61.8	62	10-175	

Results presented on this page are in the units indicated by the "Units" column except where an alternate unit is presented to the right of the result.

REPORT OF LABORATORY ANALYSIS

This report shall not be reproduced, except in full,
without the written consent of Pace Analytical Services, Inc..

Pace Analytical Services, Inc.
Not NELAP Accredited
4860 Blazer Parkway
Dublin, OH 43017
(614)486-5421

Pace Analytical Services, Inc.
7726 Moller Road
Indianapolis, IN 46268
(317)228-3100

QUALITY CONTROL DATA

Project: Bridgeton Landfill 1Q 2016
Pace Project No.: 50139618

LABORATORY CONTROL SAMPLE: 1492814

Parameter	Units	Spike Conc.	LCS Result	LCS % Rec	% Rec Limits	Qualifiers
2,4-Dinitrotoluene	ug/L	100	86.6	87	41-163	
2,6-Dinitrotoluene	ug/L	100	83.3	83	61-158	
2-Chloronaphthalene	ug/L	100	58.2	58	37-124	
2-Chlorophenol	ug/L	100	64.6	65	30-119	
2-Methylnaphthalene	ug/L	100	64.5	64	32-117	
2-Methylphenol(o-Cresol)	ug/L	100	57.7	58	32-101	
2-Nitroaniline	ug/L	100	78.5	78	70-153	
2-Nitrophenol	ug/L	100	84.5	85	51-149	
3&4-Methylphenol(m&p Cresol)	ug/L	100	53.0	53	31-93	
3,3'-Dichlorobenzidine	ug/L	100	82.1	82	60-158	
3-Nitroaniline	ug/L	100	75.8	76	50-140	
4,6-Dinitro-2-methylphenol	ug/L	100	85.8	86	36-178	
4-Bromophenylphenyl ether	ug/L	100	107	107	51-172	
4-Chloro-3-methylphenol	ug/L	100	76.2	76	32-142	
4-Chloroaniline	ug/L	100	76.5	76	45-120	
4-Chlorophenylphenyl ether	ug/L	100	64.6	65	50-142	
4-Nitroaniline	ug/L	100	81.3	81	49-147	
4-Nitrophenol	ug/L	100	39.5J	40	10-103	
Acenaphthene	ug/L	100	67.8	68	40-136	
Acenaphthylene	ug/L	100	68.7	69	42-139	
Acetophenone	ug/L	100	74.4	74	32-138	
Anthracene	ug/L	100	81.5	81	56-155	
Benzo(a)anthracene	ug/L	100	81.8	82	54-157	
Benzo(a)pyrene	ug/L	100	93.3	93	51-170	
Benzo(b)fluoranthene	ug/L	100	92.6	93	52-172	
Benzo(g,h,i)perylene	ug/L	100	107	107	33-173	
Benzo(k)fluoranthene	ug/L	100	94.0	94	52-167	
Benzyl alcohol	ug/L	100	66.9	67	24-86	
bis(2-Chloroethoxy)methane	ug/L	100	84.3	84	57-131	
bis(2-Chloroethyl) ether	ug/L	100	74.3	74	55-123	
bis(2-Chloroisopropyl) ether	ug/L	100	81.4	81	46-124	
bis(2-Ethylhexyl)phthalate	ug/L	100	81.8	82	69-168	
Butylbenzylphthalate	ug/L	100	89.7	90	67-168	
Chrysene	ug/L	100	82.2	82	55-158	
Di-n-butylphthalate	ug/L	100	84.4	84	58-159	
Di-n-octylphthalate	ug/L	100	96.6	97	63-176	
Dibenz(a,h)anthracene	ug/L	100	94.4	94	46-179	
Dibenzofuran	ug/L	100	66.3	66	44-138	
Diethylphthalate	ug/L	100	76.0	76	56-149	
Dimethylphthalate	ug/L	100	78.1	78	56-146	
Fluoranthene	ug/L	100	84.7	85	58-157	
Fluorene	ug/L	100	69.1	69	46-148	
Hexachloro-1,3-butadiene	ug/L	100	38.5	38	10-123	
Hexachlorobenzene	ug/L	100	78.0	78	63-157	
Hexachlorocyclopentadiene	ug/L	100	38.4	38	10-114	
Hexachloroethane	ug/L	100	34.5	35	14-102	
Indeno(1,2,3-cd)pyrene	ug/L	100	97.3	97	48-174	

Results presented on this page are in the units indicated by the "Units" column except where an alternate unit is presented to the right of the result.

REPORT OF LABORATORY ANALYSIS

This report shall not be reproduced, except in full,
without the written consent of Pace Analytical Services, Inc..

Pace Analytical
www.pacelabs.com

Pace Analytical Services, Inc.
Not NELAP Accredited
4860 Blazer Parkway
Dublin, OH 43017
(614)486-5421

Pace Analytical Services, Inc.
7726 Moller Road
Indianapolis, IN 46268
(317)328-5108

QUALITY CONTROL DATA

Project: Bridgeton Landfill 1Q 2016
Pace Project No.: 50139618

LABORATORY CONTROL SAMPLE: 1492814

Parameter	Units	Spike Conc.	LCS Result	LCS % Rec	% Rec Limits	Qualifiers
Isophorone	ug/L	100	82.9	83	59-134	
N-Nitroso-di-n-propylamine	ug/L	100	77.9	78	40-135	
N-Nitrosodimethylamine	ug/L	100	51.2	51	10-200	
Naphthalene	ug/L	100	62.4	62	38-113	
Nitrobenzene	ug/L	100	79.1	79	61-138	
Pentachlorophenol	ug/L	100	73.2	73	27-177	
Phenanthrene	ug/L	100	80.4	80	57-154	
Phenol	ug/L	100	32.4	32	11-61	
Pyrene	ug/L	100	84.3	84	53-160	
2,4,6-Tribromophenol (S)	%.			92	29-158	
2-Fluorobiphenyl (S)	%.			66	33-114	
2-Fluorophenol (S)	%.			43	11-79	
Nitrobenzene-d5 (S)	%.			75	38-124	
p-Terphenyl-d14 (S)	%.			57	10-113	
Phenol-d5 (S)	%.			32	10-58	

Results presented on this page are in the units indicated by the "Units" column except where an alternate unit is presented to the right of the result.

This report shall not be reproduced, except in full,
without the written consent of Pace Analytical Services, Inc..

Pace Analytical
www.pacelabs.com

Pace Analytical Services, Inc.
Not NELAP Accredited
4860 Blazer Parkway
Dublin, OH 43017
(614)486-5421

Pace Analytical Services, Inc.
7726 Moller Road
Indianapolis, IN 46268
(317)228-3100

QUALITY CONTROL DATA

Project: Bridgeton Landfill 1Q 2016
Pace Project No.: 50139618

QC Batch: OEXT/42731 Analysis Method: EPA 8270
QC Batch Method: EPA 3510 Analysis Description: 8270 Water MSSV
Associated Lab Samples: 50139618022, 50139618023, 50139618024, 50139618025, 50139618026, 50139618027, 50139618029, 50139618030, 50139618031, 50139618032

METHOD BLANK: 1494202 Matrix: Water
Associated Lab Samples: 50139618022, 50139618023, 50139618024, 50139618025, 50139618026, 50139618027, 50139618029, 50139618030, 50139618031, 50139618032

Parameter	Units	Blank Result	Reporting Limit	Analyzed	Qualifiers
1,2,4,5-Tetrachlorobenzene	ug/L	ND	10.0	03/11/16 15:13	
1,2,4-Trichlorobenzene	ug/L	ND	10.0	03/11/16 15:13	
1,3,5-Trinitrobenzene	ug/L	ND	20.0	03/11/16 15:13	
1,3-Dinitrobenzene	ug/L	ND	50.0	03/11/16 15:13	
1,4-Dinitrobenzene	ug/L	ND	10.0	03/11/16 15:13	
1,4-Naphthoquinone	ug/L	ND	50.0	03/11/16 15:13	
1-Naphthalenamine	ug/L	ND	50.0	03/11/16 15:13	
2,3,4,6-Tetrachlorophenol	ug/L	ND	10.0	03/11/16 15:13	
2,4,5-Trichlorophenol	ug/L	ND	10.0	03/11/16 15:13	
2,4,6-Trichlorophenol	ug/L	ND	10.0	03/11/16 15:13	
2,4-Dichlorophenol	ug/L	ND	10.0	03/11/16 15:13	
2,4-Dimethylphenol	ug/L	ND	10.0	03/11/16 15:13	
2,4-Dinitrophenol	ug/L	ND	50.0	03/11/16 15:13	
2,4-Dinitrotoluene	ug/L	ND	10.0	03/11/16 15:13	
2,6-Dichlorophenol	ug/L	ND	10.0	03/11/16 15:13	
2,6-Dinitrotoluene	ug/L	ND	10.0	03/11/16 15:13	
2-Acetylaminofluorene	ug/L	ND	10.0	03/11/16 15:13	
2-Chloronaphthalene	ug/L	ND	10.0	03/11/16 15:13	
2-Chlorophenol	ug/L	ND	10.0	03/11/16 15:13	
2-Methylnaphthalene	ug/L	ND	10.0	03/11/16 15:13	
2-Methylphenol(o-Cresol)	ug/L	ND	10.0	03/11/16 15:13	
2-Naphthalenamine	ug/L	ND	10.0	03/11/16 15:13	
2-Nitroaniline	ug/L	ND	50.0	03/11/16 15:13	
2-Nitrophenol	ug/L	ND	10.0	03/11/16 15:13	
3&4-Methylphenol(m&p Cresol)	ug/L	ND	10.0	03/11/16 15:13	
3,3'-Dichlorobenzidine	ug/L	ND	20.0	03/11/16 15:13	
3,3'-Dimethylbenzidine	ug/L	ND	20.0	03/11/16 15:13	
3-Methylcholanthrene	ug/L	ND	10.0	03/11/16 15:13	
3-Nitroaniline	ug/L	ND	50.0	03/11/16 15:13	
4,6-Dinitro-2-methylphenol	ug/L	ND	50.0	03/11/16 15:13	
4-Aminobiphenyl	ug/L	ND	10.0	03/11/16 15:13	
4-Bromophenylphenyl ether	ug/L	ND	10.0	03/11/16 15:13	
4-Chloro-3-methylphenol	ug/L	ND	10.0	03/11/16 15:13	
4-Chloroaniline	ug/L	ND	10.0	03/11/16 15:13	
4-Chlorophenylphenyl ether	ug/L	ND	10.0	03/11/16 15:13	
4-Nitroaniline	ug/L	ND	50.0	03/11/16 15:13	
4-Nitrophenol	ug/L	ND	50.0	03/11/16 15:13	
5-Nitro-o-toluidine	ug/L	ND	10.0	03/11/16 15:13	
7,12-Dimethylbenz(a)anthracene	ug/L	ND	20.0	03/11/16 15:13	
Acenaphthene	ug/L	ND	10.0	03/11/16 15:13	

Results presented on this page are in the units indicated by the "Units" column except where an alternate unit is presented to the right of the result.

REPORT OF LABORATORY ANALYSIS

This report shall not be reproduced, except in full,
without the written consent of Pace Analytical Services, Inc..

QUALITY CONTROL DATA

Project: Bridgeton Landfill 1Q 2016
Pace Project No.: 50139618

METHOD BLANK: 1494202 Matrix: Water

Associated Lab Samples: 50139618022, 50139618023, 50139618024, 50139618025, 50139618026, 50139618027, 50139618029, 50139618030, 50139618031, 50139618032

Parameter	Units	Blank Result	Reporting Limit	Analyzed	Qualifiers
Acenaphthylene	ug/L	ND	10.0	03/11/16 15:13	
Acetophenone	ug/L	ND	10.0	03/11/16 15:13	
Anthracene	ug/L	ND	10.0	03/11/16 15:13	
Benzo(a)anthracene	ug/L	ND	10.0	03/11/16 15:13	
Benzo(a)pyrene	ug/L	ND	10.0	03/11/16 15:13	
Benzo(b)fluoranthene	ug/L	ND	10.0	03/11/16 15:13	
Benzo(g,h,i)perylene	ug/L	ND	10.0	03/11/16 15:13	
Benzo(k)fluoranthene	ug/L	ND	10.0	03/11/16 15:13	
Benzyl alcohol	ug/L	ND	10.0	03/11/16 15:13	
bis(2-Chloroethoxy)methane	ug/L	ND	10.0	03/11/16 15:13	
bis(2-Chloroethyl) ether	ug/L	ND	10.0	03/11/16 15:13	
bis(2-Chloroisopropyl) ether	ug/L	ND	10.0	03/11/16 15:13	
bis(2-Ethylhexyl)phthalate	ug/L	ND	10.0	03/11/16 15:13	
Butylbenzylphthalate	ug/L	ND	10.0	03/11/16 15:13	
Chlorobenzilate	ug/L	ND	10.0	03/11/16 15:13	
Chrysene	ug/L	ND	10.0	03/11/16 15:13	
Di-n-butylphthalate	ug/L	ND	10.0	03/11/16 15:13	
Di-n-octylphthalate	ug/L	ND	10.0	03/11/16 15:13	
Diallate	ug/L	ND	10.0	03/11/16 15:13	
Dibenz(a,h)anthracene	ug/L	ND	10.0	03/11/16 15:13	
Dibenzofuran	ug/L	ND	10.0	03/11/16 15:13	
Diethylphthalate	ug/L	ND	10.0	03/11/16 15:13	
Dimethoate	ug/L	ND	10.0	03/11/16 15:13	
Dimethylphthalate	ug/L	ND	10.0	03/11/16 15:13	
Dinoseb	ug/L	ND	10.0	03/11/16 15:13	
Diphenylamine	ug/L	ND	10.0	03/11/16 15:13	
Disulfoton	ug/L	ND	10.0	03/11/16 15:13	
Ethyl methanesulfonate	ug/L	ND	10.0	03/11/16 15:13	
Famphur	ug/L	ND	200	03/11/16 15:13	
Fluoranthene	ug/L	ND	10.0	03/11/16 15:13	
Fluorene	ug/L	ND	10.0	03/11/16 15:13	
Hexachloro-1,3-butadiene	ug/L	ND	10.0	03/11/16 15:13	
Hexachlorobenzene	ug/L	ND	10.0	03/11/16 15:13	
Hexachlorocyclopentadiene	ug/L	ND	10.0	03/11/16 15:13	
Hexachloroethane	ug/L	ND	10.0	03/11/16 15:13	
Hexachlorophene	ug/L	ND	200	03/11/16 15:13	
Hexachloropropene	ug/L	ND	10.0	03/11/16 15:13	
Indeno(1,2,3-cd)pyrene	ug/L	ND	10.0	03/11/16 15:13	
Isodrin	ug/L	ND	10.0	03/11/16 15:13	
Isophorone	ug/L	ND	10.0	03/11/16 15:13	
Isosafrole	ug/L	ND	10.0	03/11/16 15:13	
Kepone	ug/L	ND	200	03/11/16 15:13	
Methapyrilene	ug/L	ND	10.0	03/11/16 15:13	
Methyl methanesulfonate	ug/L	ND	10.0	03/11/16 15:13	
Methyl parathion	ug/L	ND	10.0	03/11/16 15:13	

Results presented on this page are in the units indicated by the "Units" column except where an alternate unit is presented to the right of the result.

This report shall not be reproduced, except in full,
without the written consent of Pace Analytical Services, Inc..

QUALITY CONTROL DATA

Project: Bridgeton Landfill 1Q 2016
Pace Project No.: 50139618

METHOD BLANK: 1494202 Matrix: Water

Associated Lab Samples: 50139618022, 50139618023, 50139618024, 50139618025, 50139618026, 50139618027, 50139618029, 50139618030, 50139618031, 50139618032

Parameter	Units	Blank Result	Reporting Limit	Analyzed	Qualifiers
N-Nitroso-di-n-butylamine	ug/L	ND	10.0	03/11/16 15:13	
N-Nitroso-di-n-propylamine	ug/L	ND	50.0	03/11/16 15:13	
N-Nitrosodiethylamine	ug/L	ND	10.0	03/11/16 15:13	
N-Nitrosodimethylamine	ug/L	ND	10.0	03/11/16 15:13	
N-Nitrosomethylethylamine	ug/L	ND	10.0	03/11/16 15:13	
N-Nitrosomorpholine	ug/L	ND	10.0	03/11/16 15:13	
N-Nitrosopiperidine	ug/L	ND	10.0	03/11/16 15:13	
N-Nitrosopyrrolidine	ug/L	ND	10.0	03/11/16 15:13	
Naphthalene	ug/L	ND	10.0	03/11/16 15:13	
Nitrobenzene	ug/L	ND	10.0	03/11/16 15:13	
O,O,O-Triethylphosphorothioate	ug/L	ND	10.0	03/11/16 15:13	
O-Toluidine	ug/L	ND	10.0	03/11/16 15:13	
P-Dimethylaminoazobenzene	ug/L	ND	10.0	03/11/16 15:13	
p-Phenylenediamine	ug/L	ND	20.0	03/11/16 15:13	
Parathion (Ethyl parathion)	ug/L	ND	10.0	03/11/16 15:13	
Pentachlorobenzene	ug/L	ND	10.0	03/11/16 15:13	
Pentachloronitrobenzene	ug/L	ND	10.0	03/11/16 15:13	
Pentachlorophenol	ug/L	ND	50.0	03/11/16 15:13	
Phenacetin	ug/L	ND	10.0	03/11/16 15:13	
Phenanthrene	ug/L	ND	10.0	03/11/16 15:13	
Phenol	ug/L	ND	10.0	03/11/16 15:13	
Phorate	ug/L	ND	10.0	03/11/16 15:13	
Pronamide	ug/L	ND	10.0	03/11/16 15:13	
Pyrene	ug/L	ND	10.0	03/11/16 15:13	
Safrole	ug/L	ND	10.0	03/11/16 15:13	
Thionazin	ug/L	ND	10.0	03/11/16 15:13	
2,4,6-Tribromophenol (S)	%.	70	29-158	03/11/16 15:13	
2-Fluorobiphenyl (S)	%.	52	33-114	03/11/16 15:13	
2-Fluorophenol (S)	%.	39	11-79	03/11/16 15:13	
Nitrobenzene-d5 (S)	%.	65	38-124	03/11/16 15:13	
p-Terphenyl-d14 (S)	%.	59	10-113	03/11/16 15:13	
Phenol-d5 (S)	%.	27	10-58	03/11/16 15:13	

LABORATORY CONTROL SAMPLE: 1494203

Parameter	Units	Spike Conc.	LCS Result	LCS % Rec	% Rec Limits	Qualifiers
1,2,4,5-Tetrachlorobenzene	ug/L	100	33.4	33	27-128	
1,2,4-Trichlorobenzene	ug/L	100	28.2	28	15-121	
1,3-Dinitrobenzene	ug/L	100	69.0	69	10-200	
2,3,4,6-Tetrachlorophenol	ug/L	100	27.8	28	55-167	L0
2,4,5-Trichlorophenol	ug/L	100	62.1	62	54-154	
2,4,6-Trichlorophenol	ug/L	100	64.6	65	54-158	
2,4-Dichlorophenol	ug/L	100	63.3	63	49-137	

Results presented on this page are in the units indicated by the "Units" column except where an alternate unit is presented to the right of the result.

REPORT OF LABORATORY ANALYSIS

This report shall not be reproduced, except in full,
without the written consent of Pace Analytical Services, Inc..

Pace Analytical®
www.pacelabs.com

Pace Analytical Services, Inc.
Not NELAP Accredited
4860 Blazer Parkway
Dublin, OH 43017
(614)486-5421

Pace Analytical Services, Inc.
7726 Moller Road
Indianapolis, IN 46268
(317)228-3100

QUALITY CONTROL DATA

Project: Bridgeton Landfill 1Q 2016
Pace Project No.: 50139618

LABORATORY CONTROL SAMPLE: 1494203

Parameter	Units	Spike Conc.	LCS Result	LCS % Rec	% Rec Limits	Qualifiers
2,4-Dimethylphenol	ug/L	100	53.6	53	40-125	
2,4-Dinitrophenol	ug/L	100	50.1	50	10-175	
2,4-Dinitrotoluene	ug/L	100	69.1	69	41-163	
2,6-Dinitrotoluene	ug/L	100	69.5	70	61-158	
2-Chloronaphthalene	ug/L	100	37.9	38	37-124	
2-Chlorophenol	ug/L	100	55.0	55	30-119	
2-Methylnaphthalene	ug/L	100	39.6	40	32-117	
2-Methylphenol(o-Cresol)	ug/L	100	47.3	47	32-101	
2-Nitroaniline	ug/L	100	67.5	67	70-153	L0
2-Nitrophenol	ug/L	100	72.7	73	51-149	
3&4-Methylphenol(m&p Cresol)	ug/L	100	43.0	43	31-93	
3,3'-Dichlorobenzidine	ug/L	100	74.9	75	60-158	
3-Nitroaniline	ug/L	100	62.0	62	50-140	
4,6-Dinitro-2-methylphenol	ug/L	100	71.7	72	36-178	
4-Bromophenylphenyl ether	ug/L	100	68.5	68	51-172	
4-Chloro-3-methylphenol	ug/L	100	59.5	59	32-142	
4-Chloroaniline	ug/L	100	59.0	59	45-120	
4-Chlorophenylphenyl ether	ug/L	100	52.5	52	50-142	
4-Nitroaniline	ug/L	100	64.3	64	49-147	
4-Nitrophenol	ug/L	100	25.7J	26	10-103	
Acenaphthene	ug/L	100	48.4	48	40-136	
Acenaphthylene	ug/L	100	61.2	61	42-139	
Acetophenone	ug/L	100	62.9	63	32-138	
Anthracene	ug/L	100	73.2	73	56-155	
Benzo(a)anthracene	ug/L	100	76.3	76	54-157	
Benzo(a)pyrene	ug/L	100	86.7	87	51-170	
Benzo(b)fluoranthene	ug/L	100	89.9	90	52-172	
Benzo(g,h,i)perylene	ug/L	100	109	109	33-173	
Benzo(k)fluoranthene	ug/L	100	83.9	84	52-167	
Benzyl alcohol	ug/L	100	54.6	55	24-86	
bis(2-Chloroethoxy)methane	ug/L	100	72.3	72	57-131	
bis(2-Chloroethyl) ether	ug/L	100	63.5	64	55-123	
bis(2-Chloroisopropyl) ether	ug/L	100	70.5	70	46-124	
bis(2-Ethylhexyl)phthalate	ug/L	100	78.6	79	69-168	
Butylbenzylphthalate	ug/L	100	85.6	86	67-168	
Chrysene	ug/L	100	76.4	76	55-158	
Di-n-butylphthalate	ug/L	100	77.0	77	58-159	
Di-n-octylphthalate	ug/L	100	93.1	93	63-176	
Dibenz(a,h)anthracene	ug/L	100	89.7	90	46-179	
Dibenzofuran	ug/L	100	50.9	51	44-138	
Diethylphthalate	ug/L	100	63.4	63	56-149	
Dimethylphthalate	ug/L	100	62.5	62	56-146	
Fluoranthene	ug/L	100	75.3	75	58-157	
Fluorene	ug/L	100	56.0	56	46-148	
Hexachloro-1,3-butadiene	ug/L	100	17.3	17	10-123	
Hexachlorobenzene	ug/L	100	72.1	72	63-157	
Hexachlorocyclopentadiene	ug/L	100	14.7	15	10-114	

Results presented on this page are in the units indicated by the "Units" column except where an alternate unit is presented to the right of the result.

REPORT OF LABORATORY ANALYSIS

This report shall not be reproduced, except in full,
without the written consent of Pace Analytical Services, Inc..

Pace Analytical
www.pacelabs.com

Pace Analytical Services, Inc.
Not NELAP Accredited
4860 Blazer Parkway
Dublin, OH 43017
(614)486-5421

Pace Analytical Services, Inc.
7726 Moller Road
Indianapolis, IN 46268
(317)228-3100

QUALITY CONTROL DATA

Project: Bridgeton Landfill 1Q 2016
Pace Project No.: 50139618

LABORATORY CONTROL SAMPLE: 1494203

Parameter	Units	Spike Conc.	LCS Result	LCS % Rec	% Rec Limits	Qualifiers
Hexachloroethane	ug/L	100	14.9	15	14-102	
Indeno(1,2,3-cd)pyrene	ug/L	100	93.1	93	48-174	
Isophorone	ug/L	100	70.2	70	59-134	
N-Nitroso-di-n-propylamine	ug/L	100	65.4	65	40-135	
N-Nitrosodimethylamine	ug/L	100	44.3	44	10-200	
Naphthalene	ug/L	100	44.6	45	38-113	
Nitrobenzene	ug/L	100	66.8	67	61-136	
Pentachlorophenol	ug/L	100	60.7	61	27-177	
Phenanthrene	ug/L	100	71.3	71	57-154	
Phenol	ug/L	100	26.8	27	11-61	
Pyrene	ug/L	100	80.9	81	53-160	
2,4,6-Tribromophenol (S)	%.			74	29-168	
2-Fluorobiphenyl (S)	%.			51	33-114	
2-Fluorophenol (S)	%.			35	11-79	
Nitrobenzene-d5 (S)	%.			62	38-124	
p-Terphenyl-d14 (S)	%.			51	10-113	
Phenol-d5 (S)	%.			25	10-58	

Results presented on this page are in the units indicated by the "Units" column except where an alternate unit is presented to the right of the result.

REPORT OF LABORATORY ANALYSIS

This report shall not be reproduced, except in full,
without the written consent of Pace Analytical Services, Inc..

Pace Analytical
www.pacelabs.com

Pace Analytical Services, Inc.
Not NELAP Accredited
4860 Blazer Parkway
Dublin, OH 43017
(614)486-5421

Pace Analytical Services, Inc.
7726 Moller Road
Indianapolis, IN 46268
(317)228-3100

QUALITY CONTROL DATA

Project: Bridgeton Landfill 1Q 2016
Pace Project No.: 50139618

QC Batch: OEXT/42793
QC Batch Method: EPA 3510
Analysis Method: EPA 8270
Analysis Description: 8270 Water MSSV
Associated Lab Samples: 50139618037

METHOD BLANK: 1497862
Matrix: Water
Associated Lab Samples: 50139618037

Parameter	Units	Blank Result	Reporting Limit	Analyzed	Qualifiers
1,2,4,5-Tetrachlorobenzene	ug/L	ND	10.0	03/17/16 21:34	
1,2,4-Trichlorobenzene	ug/L	ND	10.0	03/17/16 21:34	
1,3,5-Trinitrobenzene	ug/L	ND	20.0	03/17/16 21:34	
1,3-Dinitrobenzene	ug/L	ND	50.0	03/17/16 21:34	
1,4-Dinitrobenzene	ug/L	ND	10.0	03/17/16 21:34	
1,4-Naphthoquinone	ug/L	ND	50.0	03/17/16 21:34	
1-Naphthalenamine	ug/L	ND	50.0	03/17/16 21:34	
2,3,4,6-Tetrachlorophenol	ug/L	ND	10.0	03/17/16 21:34	
2,4,5-Trichlorophenol	ug/L	ND	10.0	03/17/16 21:34	
2,4,6-Trichlorophenol	ug/L	ND	10.0	03/17/16 21:34	
2,4-Dichlorophenol	ug/L	ND	10.0	03/17/16 21:34	
2,4-Dimethylphenol	ug/L	ND	10.0	03/17/16 21:34	
2,4-Dinitrophenol	ug/L	ND	50.0	03/17/16 21:34	
2,4-Dinitrotoluene	ug/L	ND	10.0	03/17/16 21:34	
2,6-Dichlorophenol	ug/L	ND	10.0	03/17/16 21:34	
2,6-Dinitrotoluene	ug/L	ND	10.0	03/17/16 21:34	
2-Acetylaminofluorene	ug/L	ND	10.0	03/17/16 21:34	
2-Chloronaphthalene	ug/L	ND	10.0	03/17/16 21:34	
2-Chlorophenol	ug/L	ND	10.0	03/17/16 21:34	
2-Methylnaphthalene	ug/L	ND	10.0	03/17/16 21:34	
2-Methylphenol(o-Cresol)	ug/L	ND	10.0	03/17/16 21:34	
2-Naphthalenamine	ug/L	ND	10.0	03/17/16 21:34	
2-Nitroaniline	ug/L	ND	50.0	03/17/16 21:34	
2-Nitrophenol	ug/L	ND	10.0	03/17/16 21:34	
3&4-Methylphenol(m&p Cresol)	ug/L	ND	10.0	03/17/16 21:34	
3,3'-Dichlorobenzidine	ug/L	ND	20.0	03/17/16 21:34	
3,3'-Dimethylbenzidine	ug/L	ND	20.0	03/17/16 21:34	
3-Methylcholanthrene	ug/L	ND	10.0	03/17/16 21:34	
3-Nitroaniline	ug/L	ND	50.0	03/17/16 21:34	
4,6-Dinitro-2-methylphenol	ug/L	ND	50.0	03/17/16 21:34	
4-Aminobiphenyl	ug/L	ND	10.0	03/17/16 21:34	
4-Bromophenylphenyl ether	ug/L	ND	10.0	03/17/16 21:34	
4-Chloro-3-methylphenol	ug/L	ND	10.0	03/17/16 21:34	
4-Chloroaniline	ug/L	ND	10.0	03/17/16 21:34	
4-Chlorophenylphenyl ether	ug/L	ND	10.0	03/17/16 21:34	
4-Nitroaniline	ug/L	ND	50.0	03/17/16 21:34	
4-Nitrophenol	ug/L	ND	50.0	03/17/16 21:34	
5-Nitro-o-toluidine	ug/L	ND	10.0	03/17/16 21:34	
7,12-Dimethylbenz(a)anthracene	ug/L	ND	20.0	03/17/16 21:34	
Acenaphthene	ug/L	ND	10.0	03/17/16 21:34	
Acenaphthylene	ug/L	ND	10.0	03/17/16 21:34	

Results presented on this page are in the units indicated by the "Units" column except where an alternate unit is presented to the right of the result.

REPORT OF LABORATORY ANALYSIS

This report shall not be reproduced, except in full,
without the written consent of Pace Analytical Services, Inc..

Pace Analytical
www.pacelabs.com

Pace Analytical Services, Inc.
Not NELAP Accredited
4860 Blazer Parkway
Dublin, OH 43017
(614)486-5421

Pace Analytical Services, Inc.
7726 Moller Road
Indianapolis, IN 46268
(317)228-3100

QUALITY CONTROL DATA

Project: Bridgeton Landfill 1Q 2016
Pace Project No.: 50139618

METHOD BLANK: 1497862 Matrix: Water
Associated Lab Samples: 50139618037

Parameter	Units	Blank Result	Reporting Limit	Analyzed	Qualifiers
Acetophenone	ug/L	ND	10.0	03/17/16 21:34	
Anthracene	ug/L	ND	10.0	03/17/16 21:34	
Benzo(a)anthracene	ug/L	ND	10.0	03/17/16 21:34	
Benzo(a)pyrene	ug/L	ND	10.0	03/17/16 21:34	
Benzo(b)fluoranthene	ug/L	ND	10.0	03/17/16 21:34	
Benzo(g,h,i)perylene	ug/L	ND	10.0	03/17/16 21:34	
Benzo(k)fluoranthene	ug/L	ND	10.0	03/17/16 21:34	
Benzyl alcohol	ug/L	ND	10.0	03/17/16 21:34	
bis(2-Chloroethoxy)methane	ug/L	ND	10.0	03/17/16 21:34	
bis(2-Chloroethyl) ether	ug/L	ND	10.0	03/17/16 21:34	
bis(2-Chloroisopropyl) ether	ug/L	ND	10.0	03/17/16 21:34	
bis(2-Ethylhexyl)phthalate	ug/L	ND	10.0	03/17/16 21:34	
Butylbenzylphthalate	ug/L	ND	10.0	03/17/16 21:34	
Chlorobenzilate	ug/L	ND	10.0	03/17/16 21:34	
Chrysene	ug/L	ND	10.0	03/17/16 21:34	
Di-n-butylphthalate	ug/L	ND	10.0	03/17/16 21:34	
Di-n-octylphthalate	ug/L	ND	10.0	03/17/16 21:34	
Diallate	ug/L	ND	10.0	03/17/16 21:34	
Dibenz(a,h)anthracene	ug/L	ND	10.0	03/17/16 21:34	
Dibenzofuran	ug/L	ND	10.0	03/17/16 21:34	
Diethylphthalate	ug/L	ND	10.0	03/17/16 21:34	
Dimethoate	ug/L	ND	10.0	03/17/16 21:34	
Dimethylphthalate	ug/L	ND	10.0	03/17/16 21:34	
Dinoseb	ug/L	ND	10.0	03/17/16 21:34	
Diphenylamine	ug/L	ND	10.0	03/17/16 21:34	
Disulfoton	ug/L	ND	10.0	03/17/16 21:34	
Ethyl methanesulfonate	ug/L	ND	10.0	03/17/16 21:34	
Famphur	ug/L	ND	200	03/17/16 21:34	
Fluoranthene	ug/L	ND	10.0	03/17/16 21:34	
Fluorene	ug/L	ND	10.0	03/17/16 21:34	
Hexachloro-1,3-butadiene	ug/L	ND	10.0	03/17/16 21:34	
Hexachlorobenzene	ug/L	ND	10.0	03/17/16 21:34	
Hexachlorocyclopentadiene	ug/L	ND	10.0	03/17/16 21:34	
Hexachloroethane	ug/L	ND	10.0	03/17/16 21:34	
Hexachlorophene	ug/L	ND	200	03/17/16 21:34	
Hexachloropropene	ug/L	ND	10.0	03/17/16 21:34	
Indeno(1,2,3-cd)pyrene	ug/L	ND	10.0	03/17/16 21:34	
Isodrin	ug/L	ND	10.0	03/17/16 21:34	
Isophorone	ug/L	ND	10.0	03/17/16 21:34	
Isosafrole	ug/L	ND	10.0	03/17/16 21:34	
Kepone	ug/L	ND	200	03/17/16 21:34	
Methapyrilene	ug/L	ND	10.0	03/17/16 21:34	
Methyl methanesulfonate	ug/L	ND	10.0	03/17/16 21:34	
Methyl parathion	ug/L	ND	10.0	03/17/16 21:34	
N-Nitroso-di-n-butylamine	ug/L	ND	10.0	03/17/16 21:34	

Results presented on this page are in the units indicated by the "Units" column except where an alternate unit is presented to the right of the result.

REPORT OF LABORATORY ANALYSIS

This report shall not be reproduced, except in full,
without the written consent of Pace Analytical Services, Inc..

QUALITY CONTROL DATA

Project: Bridgeton Landfill 1Q 2016
Pace Project No.: 50139618

METHOD BLANK: 1497862 Matrix: Water
Associated Lab Samples: 50139618037

Parameter	Units	Blank Result	Reporting Limit	Analyzed	Qualifiers
N-Nitroso-di-n-propylamine	ug/L	ND	50.0	03/17/16 21:34	
N-Nitrosodiethylamine	ug/L	ND	10.0	03/17/16 21:34	
N-Nitrosodimethylamine	ug/L	ND	10.0	03/17/16 21:34	
N-Nitrosomethylethylamine	ug/L	ND	10.0	03/17/16 21:34	
N-Nitrosomorpholine	ug/L	ND	10.0	03/17/16 21:34	
N-Nitrosopiperidine	ug/L	ND	10.0	03/17/16 21:34	
N-Nitrosopyrrolidine	ug/L	ND	10.0	03/17/16 21:34	
Naphthalene	ug/L	ND	10.0	03/17/16 21:34	
Nitrobenzene	ug/L	ND	10.0	03/17/16 21:34	
O,O,O-Triethylphosphorothioate	ug/L	ND	10.0	03/17/16 21:34	
O-Toluidine	ug/L	ND	10.0	03/17/16 21:34	
P-Dimethylaminoazobenzene	ug/L	ND	10.0	03/17/16 21:34	
p-Phenylenediamine	ug/L	ND	20.0	03/17/16 21:34	
Parathion (Ethyl parathion)	ug/L	ND	10.0	03/17/16 21:34	
Pentachlorobenzene	ug/L	ND	10.0	03/17/16 21:34	
Pentachloronitrobenzene	ug/L	ND	10.0	03/17/16 21:34	
Pentachlorophenol	ug/L	ND	50.0	03/17/16 21:34	
Phenacetin	ug/L	ND	10.0	03/17/16 21:34	
Phenanthrene	ug/L	ND	10.0	03/17/16 21:34	
Phenol	ug/L	ND	10.0	03/17/16 21:34	
Phorate	ug/L	ND	10.0	03/17/16 21:34	
Pronamide	ug/L	ND	10.0	03/17/16 21:34	
Pyrene	ug/L	ND	10.0	03/17/16 21:34	
Safrole	ug/L	ND	10.0	03/17/16 21:34	
Thionazin	ug/L	ND	10.0	03/17/16 21:34	
2,4,6-Tribromophenol (S)	%.	70	29-158	03/17/16 21:34	
2-Fluorobiphenyl (S)	%.	51	33-114	03/17/16 21:34	
2-Fluorophenol (S)	%.	32	11-79	03/17/16 21:34	
Nitrobenzene-d5 (S)	%.	54	38-124	03/17/16 21:34	
p-Terphenyl-d14 (S)	%.	46	10-113	03/17/16 21:34	
Phenol-d5 (S)	%.	22	10-58	03/17/16 21:34	

LABORATORY CONTROL SAMPLE: 1497863

Parameter	Units	Spike Conc.	LCS Result	LCS % Rec	% Rec Limits	Qualifiers
1,2,4,5-Tetrachlorobenzene	ug/L	100	57.9	58	27-128	
1,2,4-Trichlorobenzene	ug/L	100	56.0	56	15-121	
1,3-Dinitrobenzene	ug/L	100	73.7	74	10-200	
2,3,4,6-Tetrachlorophenol	ug/L	100	28.6	29	55-167	L0
2,4,5-Trichlorophenol	ug/L	100	37.3	37	54-154	L0
2,4,6-Trichlorophenol	ug/L	100	65.1	65	54-158	
2,4-Dichlorophenol	ug/L	100	63.5	64	49-137	
2,4-Dimethylphenol	ug/L	100	47.6	48	40-125	
2,4-Dinitrophenol	ug/L	100	43.9J	44	10-175	

Results presented on this page are in the units indicated by the "Units" column except where an alternate unit is presented to the right of the result.

REPORT OF LABORATORY ANALYSIS

This report shall not be reproduced, except in full,
without the written consent of Pace Analytical Services, Inc..

Pace Analytical
www.pacelabs.com

Pace Analytical Services, Inc.
Not NELAP Accredited
4860 Blazer Parkway
Dublin, OH 43017
(614)486-5421

Pace Analytical Services, Inc.
7726 Moller Road
Indianapolis, IN 46268
(317)228-3100

QUALITY CONTROL DATA

Project: Bridgeton Landfill 1Q 2016
Pace Project No.: 50139618

LABORATORY CONTROL SAMPLE: 1497863

Parameter	Units	Spike Conc.	LCS Result	LCS % Rec	% Rec Limits	Qualifiers
2,4-Dinitrotoluene	ug/L	100	74.9	75	41-163	
2,6-Dinitrotoluene	ug/L	100	72.8	73	61-158	
2-Chloronaphthalene	ug/L	100	56.1	56	37-124	
2-Chlorophenol	ug/L	100	56.0	56	30-119	
2-Methylnaphthalene	ug/L	100	68.2	68	32-117	
2-Methylphenol(o-Cresol)	ug/L	100	45.1	45	32-101	
2-Nitroaniline	ug/L	100	68.4	68	70-153	L0
2-Nitrophenol	ug/L	100	79.8	80	51-149	
3&4-Methylphenol(m&p Cresol)	ug/L	100	41.3	41	31-93	
3,3'-Dichlorobenzidine	ug/L	100	75.2	75	60-158	
3-Nitroaniline	ug/L	100	63.7	64	50-140	
4,6-Dinitro-2-methylphenol	ug/L	100	72.5	73	36-178	
4-Bromophenylphenyl ether	ug/L	100	75.2	75	51-172	
4-Chloro-3-methylphenol	ug/L	100	57.9	58	32-142	
4-Chloroaniline	ug/L	100	58.5	58	45-120	
4-Chlorophenylphenyl ether	ug/L	100	61.2	61	50-142	
4-Nitroaniline	ug/L	100	61.0	61	49-147	
4-Nitrophenol	ug/L	100	24.3J	24	10-103	
Acenaphthene	ug/L	100	64.4	64	40-136	
Acenaphthylene	ug/L	100	61.1	61	42-139	
Acetophenone	ug/L	100	64.6	65	32-138	
Anthracene	ug/L	100	76.2	76	56-155	
Benzo(a)anthracene	ug/L	100	76.7	77	54-157	
Benzo(a)pyrene	ug/L	100	92.6	93	51-170	
Benzo(b)fluoranthene	ug/L	100	96.3	96	52-172	
Benzo(g,h,i)perylene	ug/L	100	90.3	90	33-173	
Benzo(k)fluoranthene	ug/L	100	91.9	92	52-167	
Benzyl alcohol	ug/L	100	55.4	55	24-86	
bis(2-Chloroethoxy)methane	ug/L	100	70.6	71	57-131	
bis(2-Chloroethyl) ether	ug/L	100	69.0	69	55-123	
bis(2-Chloroisopropyl) ether	ug/L	100	70.5	70	46-124	
bis(2-Ethylhexyl)phthalate	ug/L	100	84.6	85	69-168	
Butylbenzylphthalate	ug/L	100	92.5	93	67-168	
Chrysene	ug/L	100	77.4	77	55-158	
Di-n-butylphthalate	ug/L	100	80.1	80	58-159	
Di-n-octylphthalate	ug/L	100	105	105	63-176	
Dibenz(a,h)anthracene	ug/L	100	93.3	93	46-179	
Dibenzofuran	ug/L	100	61.5	61	44-138	
Diethylphthalate	ug/L	100	67.0	67	56-149	
Dimethylphthalate	ug/L	100	61.3	61	56-146	
Fluoranthene	ug/L	100	74.2	74	58-157	
Fluorene	ug/L	100	65.0	65	46-148	
Hexachloro-1,3-butadiene	ug/L	100	31.3	31	10-123	
Hexachlorobenzene	ug/L	100	76.2	76	63-157	
Hexachlorocyclopentadiene	ug/L	100	39.6	40	10-114	
Hexachloroethane	ug/L	100	48.8	49	14-102	
Indeno(1,2,3-cd)pyrene	ug/L	100	92.4	92	48-174	

Results presented on this page are in the units indicated by the "Units" column except where an alternate unit is presented to the right of the result.

REPORT OF LABORATORY ANALYSIS

This report shall not be reproduced, except in full,
without the written consent of Pace Analytical Services, Inc..

Pace Analytical
www.pacelabs.com

Pace Analytical Services, Inc.
Not NELAP Accredited
4860 Blazer Parkway
Dublin, OH 43017
(614)486-5421

Pace Analytical Services, Inc.
7726 Moller Road
Indianapolis, IN 46268
(317)228-3100

QUALITY CONTROL DATA

Project: Bridgeton Landfill 1Q 2016
Pace Project No.: 50139618

LABORATORY CONTROL SAMPLE: 1497863

Parameter	Units	Spike Conc.	LCS Result	LCS % Rec	% Rec Limits	Qualifiers
Isophorone	ug/L	100	66.8	67	59-134	
N-Nitroso-di-n-propylamine	ug/L	100	65.3	65	40-135	
N-Nitrosodimethylamine	ug/L	100	56.4	56	10-200	
Naphthalene	ug/L	100	62.3	62	38-113	
Nitrobenzene	ug/L	100	63.5	64	61-138	
Pentachlorophenol	ug/L	100	63.9	64	27-177	
Phenanthrene	ug/L	100	74.8	75	57-154	
Phenol	ug/L	100	25.5	26	11-61	
Pyrene	ug/L	100	78.2	78	53-160	
2,4,6-Tribromophenol (S)	%.			68	29-158	
2-Fluorobiphenyl (S)	%.			46	33-114	
2-Fluorophenol (S)	%.			30	11-79	
Nitrobenzene-d5 (S)	%.			49	38-124	
p-Terphenyl-d14 (S)	%.			37	10-113	
Phenol-d5 (S)	%.			21	10-58	

Results presented on this page are in the units indicated by the "Units" column except where an alternate unit is presented to the right of the result.

REPORT OF LABORATORY ANALYSIS

This report shall not be reproduced, except in full,
without the written consent of Pace Analytical Services, Inc..

Pace Analytical
www.pacelabs.com

Pace Analytical Services, Inc.
Not NELAP Accredited
4860 Blazer Parkway
Dublin, OH 43017
(614)486-5421

Pace Analytical Services, Inc.
7726 Moller Road
Indianapolis, IN 46268
(317)228-3100

QUALITY CONTROL DATA

Project: Bridgeton Landfill 1Q 2016
Pace Project No.: 50139618

QC Batch: WET/27658 Analysis Method: SM 2540C
QC Batch Method: SM 2540C Analysis Description: 2540C Total Dissolved Solids
Associated Lab Samples: 50139618006, 50139618007, 50139618008

METHOD BLANK: 1491276 Matrix: Water
Associated Lab Samples: 50139618006, 50139618007, 50139618008

Parameter	Units	Blank Result	Reporting Limit	Analyzed	Qualifiers
Total Dissolved Solids	mg/L	ND	10.0	03/07/16 08:25	

LABORATORY CONTROL SAMPLE: 1491277

Parameter	Units	Spike Conc.	LCS Result	LCS % Rec	% Rec Limits	Qualifiers
Total Dissolved Solids	mg/L	300	285	95	80-120	

SAMPLE DUPLICATE: 1491278

Parameter	Units	50139508001 Result	Dup Result	RPD	Max RPD	Qualifiers
Total Dissolved Solids	mg/L	666	670	1	10	

SAMPLE DUPLICATE: 1491279

Parameter	Units	50139513004 Result	Dup Result	RPD	Max RPD	Qualifiers
Total Dissolved Solids	mg/L	2270	2240	1	10	

Results presented on this page are in the units indicated by the "Units" column except where an alternate unit is presented to the right of the result.

REPORT OF LABORATORY ANALYSIS

This report shall not be reproduced, except in full,
without the written consent of Pace Analytical Services, Inc..

Pace Analytical
www.pacelabs.com

Pace Analytical Services, Inc.
Not NELAP Accredited
4860 Blazer Parkway
Dublin, OH 43017
(614)486-5421

Pace Analytical Services, Inc.
7726 Moller Road
Indianapolis, IN 46268
(317)228-3100

QUALITY CONTROL DATA

Project: Bridgeton Landfill 1Q 2016
Pace Project No.: 50139618

QC Batch: WET/27659 Analysis Method: SM 2540C
QC Batch Method: SM 2540C Analysis Description: 2540C Total Dissolved Solids
Associated Lab Samples: 50139618009, 50139618010, 50139618011, 50139618012

METHOD BLANK: 1491280 Matrix: Water
Associated Lab Samples: 50139618009, 50139618010, 50139618011, 50139618012

Parameter	Units	Blank Result	Reporting Limit	Analyzed	Qualifiers
Total Dissolved Solids	mg/L	ND	10.0	03/07/16 06:52	

LABORATORY CONTROL SAMPLE: 1491281

Parameter	Units	Spike Conc.	LCS Result	LCS % Rec	% Rec Limits	Qualifiers
Total Dissolved Solids	mg/L	300	288	96	80-120	

SAMPLE DUPLICATE: 1491282

Parameter	Units	50139653003 Result	Dup Result	RPD	Max RPD	Qualifiers
Total Dissolved Solids	mg/L	2730	2710	1	10	

SAMPLE DUPLICATE: 1491283

Parameter	Units	50139653009 Result	Dup Result	RPD	Max RPD	Qualifiers
Total Dissolved Solids	mg/L	1320	1300	2	10	

Results presented on this page are in the units indicated by the "Units" column except where an alternate unit is presented to the right of the result.

REPORT OF LABORATORY ANALYSIS

This report shall not be reproduced, except in full,
without the written consent of Pace Analytical Services, Inc..

Pace Analytical®
www.pacelabs.com

Pace Analytical Services, Inc.
Not NELAP Accredited
4860 Blazer Parkway
Dublin, OH 43017
(614)486-5421

Pace Analytical Services, Inc.
7726 Moller Road
Indianapolis, IN 46268
(317)328-3100

QUALITY CONTROL DATA

Project: Bridgeton Landfill 1Q 2016
Pace Project No.: 50139618

QC Batch: WET/27705 Analysis Method: SM 2540C
QC Batch Method: SM 2540C Analysis Description: 2540C Total Dissolved Solids
Associated Lab Samples: 50139618014, 50139618015, 50139618016, 50139618017, 50139618018, 50139618019, 50139618020

METHOD BLANK: 1492868 Matrix: Water
Associated Lab Samples: 50139618014, 50139618015, 50139618016, 50139618017, 50139618018, 50139618019, 50139618020

Parameter	Units	Blank Result	Reporting Limit	Analyzed	Qualifiers
Total Dissolved Solids	mg/L	ND	10.0	03/09/16 11:03	

LABORATORY CONTROL SAMPLE: 1492869

Parameter	Units	Spike Conc.	LCS Result	LCS % Rec	% Rec Limits	Qualifiers
Total Dissolved Solids	mg/L	300	278	93	80-120	

SAMPLE DUPLICATE: 1492870

Parameter	Units	50139789004 Result	Dup Result	RPD	Max RPD	Qualifiers
Total Dissolved Solids	mg/L	1290	1320	2	10	

SAMPLE DUPLICATE: 1492871

Parameter	Units	50139859003 Result	Dup Result	RPD	Max RPD	Qualifiers
Total Dissolved Solids	mg/L	14900	14600	2	10	

Results presented on this page are in the units indicated by the "Units" column except where an alternate unit is presented to the right of the result.

REPORT OF LABORATORY ANALYSIS

This report shall not be reproduced, except in full,
without the written consent of Pace Analytical Services, Inc..

Pace Analytical
www.pacelabs.com

Pace Analytical Services, Inc.
Not NELAP Accredited
4860 Blazer Parkway
Dublin, OH 43017
(614)486-5421

Pace Analytical Services, Inc.
7726 Moller Road
Indianapolis, IN 46268
(317)228-3100

QUALITY CONTROL DATA

Project: Bridgeton Landfill 1Q 2016
Pace Project No.: 50139618

QC Batch: WET/27769 Analysis Method: SM 2540C
QC Batch Method: SM 2540C Analysis Description: 2540C Total Dissolved Solids
Associated Lab Samples: 50139618037, 50139618038, 50139618039, 50139618047

METHOD BLANK: 1495331 Matrix: Water
Associated Lab Samples: 50139618037, 50139618038, 50139618039, 50139618047

Parameter	Units	Blank Result	Reporting Limit	Analyzed	Qualifiers
Total Dissolved Solids	mg/L	ND	10.0	03/15/16 07:20	

LABORATORY CONTROL SAMPLE: 1495332

Parameter	Units	Spike Conc.	LCS Result	LCS % Rec	% Rec Limits	Qualifiers
Total Dissolved Solids	mg/L	300	288	96	80-120	

SAMPLE DUPLICATE: 1495333

Parameter	Units	50140123001 Result	Dup Result	RPD	Max RPD	Qualifiers
Total Dissolved Solids	mg/L	1720	1740	1	10	

SAMPLE DUPLICATE: 1495334

Parameter	Units	50140127009 Result	Dup Result	RPD	Max RPD	Qualifiers
Total Dissolved Solids	mg/L	1040	1060	2	10	

Results presented on this page are in the units indicated by the "Units" column except where an alternate unit is presented to the right of the result.

REPORT OF LABORATORY ANALYSIS

This report shall not be reproduced, except in full,
without the written consent of Pace Analytical Services, Inc..

Pace Analytical®
www.pacelabs.com

Pace Analytical Services, Inc.
Not NELAP Accredited
4860 Blazer Parkway
Dublin, OH 43017
(614)486-5421

Pace Analytical Services, Inc.
7726 Moller Road
Indianapolis, IN 46268
(317)228-3100

QUALITY CONTROL DATA

Project: Bridgeton Landfill 1Q 2016
Pace Project No.: 50139618

QC Batch: WET/27804 Analysis Method: SM 2540C
QC Batch Method: SM 2540C Analysis Description: 2540C Total Dissolved Solids
Associated Lab Samples: 50139618022, 50139618023, 50139618024, 50139618025, 50139618026

METHOD BLANK: 1496206 Matrix: Water
Associated Lab Samples: 50139618022, 50139618023, 50139618024, 50139618025, 50139618026

Parameter	Units	Blank Result	Reporting Limit	Analyzed	Qualifiers
Total Dissolved Solids	mg/L	ND	10.0	03/12/16 09:17	

LABORATORY CONTROL SAMPLE: 1496207

Parameter	Units	Spike Conc.	LCS Result	LCS % Rec	% Rec Limits	Qualifiers
Total Dissolved Solids	mg/L	300	289	96	80-120	

SAMPLE DUPLICATE: 1496208

Parameter	Units	50139859004 Result	Dup Result	RPD	Max RPD	Qualifiers
Total Dissolved Solids	mg/L	1170	1080	8	10	

SAMPLE DUPLICATE: 1496209

Parameter	Units	50139962006 Result	Dup Result	RPD	Max RPD	Qualifiers
Total Dissolved Solids	mg/L	340	350	3	10	

Results presented on this page are in the units indicated by the "Units" column except where an alternate unit is presented to the right of the result.

REPORT OF LABORATORY ANALYSIS

This report shall not be reproduced, except in full,
without the written consent of Pace Analytical Services, Inc..

Pace Analytical
www.pacelabs.com

Pace Analytical Services, Inc.
Not NELAP Accredited
4860 Blazer Parkway
Dublin, OH 43017
(614)486-5421

Pace Analytical Services, Inc.
7726 Moller Road
Indianapolis, IN 46268
(317)228-3100

QUALITY CONTROL DATA

Project: Bridgeton Landfill 1Q 2016
Pace Project No.: 50139618

QC Batch: WET/27813 Analysis Method: SM 2540C
QC Batch Method: SM 2540C Analysis Description: 2540C Total Dissolved Solids
Associated Lab Samples: 50139618028, 50139618030, 50139618031, 50139618032

METHOD BLANK: 1496569 Matrix: Water
Associated Lab Samples: 50139618028, 50139618030, 50139618031, 50139618032

Parameter	Units	Blank Result	Reporting Limit	Analyzed	Qualifiers
Total Dissolved Solids	mg/L	ND	10.0	03/14/16 09:21	

LABORATORY CONTROL SAMPLE: 1496572

Parameter	Units	Spike Conc.	LCS Result	LCS % Rec	% Rec Limits	Qualifiers
Total Dissolved Solids	mg/L	300	285	95	80-120	

SAMPLE DUPLICATE: 1496570

Parameter	Units	50139965005 Result	Dup Result	RPD	Max RPD	Qualifiers
Total Dissolved Solids	mg/L	543	536	1	10	

SAMPLE DUPLICATE: 1496571

Parameter	Units	50139871009 Result	Dup Result	RPD	Max RPD	Qualifiers
Total Dissolved Solids	mg/L	335	338	1	10	

Results presented on this page are in the units indicated by the "Units" column except where an alternate unit is presented to the right of the result.

REPORT OF LABORATORY ANALYSIS

This report shall not be reproduced, except in full,
without the written consent of Pace Analytical Services, Inc..

Pace Analytical Services, Inc.
Not NELAP Accredited
4860 Blazer Parkway
Dublin, OH 43017
(614)486-5421

Pace Analytical Services, Inc.
7726 Moller Road
Indianapolis, IN 46268
(317)228-3100

QUALITY CONTROL DATA

Project: Bridgeton Landfill 1Q 2016
Pace Project No.: 50139618

QC Batch: WET/27864 Analysis Method: SM 2540C
QC Batch Method: SM 2540C Analysis Description: 2540C Total Dissolved Solids
Associated Lab Samples: 50139618048, 50139618049, 50139618050, 50139618051, 50139618052

METHOD BLANK: 1497930 Matrix: Water
Associated Lab Samples: 50139618048, 50139618049, 50139618050, 50139618051, 50139618052

Parameter	Units	Blank Result	Reporting Limit	Analyzed	Qualifiers
Total Dissolved Solids	mg/L	ND	10.0	03/16/16 07:23	

LABORATORY CONTROL SAMPLE: 1497931

Parameter	Units	Spike Conc.	LCS Result	LCS % Rec	% Rec Limits	Qualifiers
Total Dissolved Solids	mg/L	300	300	100	80-120	

SAMPLE DUPLICATE: 1497932

Parameter	Units	50140265001 Result	Dup Result	RPD	Max RPD	Qualifiers
Total Dissolved Solids	mg/L	198	196	1	10	

Results presented on this page are in the units indicated by the "Units" column except where an alternate unit is presented to the right of the result.

REPORT OF LABORATORY ANALYSIS

This report shall not be reproduced, except in full,
without the written consent of Pace Analytical Services, Inc.

Pace Analytical
www.pacelabs.com

Pace Analytical Services, Inc.
Not NELAP Accredited
4860 Blazer Parkway
Dublin, OH 43017
(614)486-5421

Pace Analytical Services, Inc.
7726 Moller Road
Indianapolis, IN 46268
(317)228-3100

QUALITY CONTROL DATA

Project: Bridgeton Landfill 1Q 2016
Pace Project No.: 50139618

QC Batch: WET/27779 Analysis Method: EPA 410.4
QC Batch Method: EPA 410.4 Analysis Description: 410.4 COD
Associated Lab Samples: 50139618006, 50139618008, 50139618011, 50139618012, 50139618015, 50139618016, 50139618018, 50139618019, 50139618020

METHOD BLANK: 1495411 Matrix: Water
Associated Lab Samples: 50139618006, 50139618008, 50139618011, 50139618012, 50139618015, 50139618016, 50139618018, 50139618019, 50139618020

Parameter	Units	Blank Result	Reporting Limit	Analyzed	Qualifiers
Chemical Oxygen Demand	mg/L	ND	10.0	03/11/16 11:49	

LABORATORY CONTROL SAMPLE: 1495412

Parameter	Units	Spike Conc.	LCS Result	LCS % Rec	% Rec Limits	Qualifiers
Chemical Oxygen Demand	mg/L	50	51.7	103	90-110	

MATRIX SPIKE & MATRIX SPIKE DUPLICATE: 1495413 1495414

Parameter	Units	50139618001 Result	MS Spike Conc.	MSD Spike Conc.	MS Result	MSD Result	MS % Rec	MSD % Rec	% Rec Limits	RPD	Max RPD	Qual
Chemical Oxygen Demand	mg/L	20.8	50	50	67.4	65.5	93	89	90-110	3	20	M0

MATRIX SPIKE SAMPLE: 1495415

Parameter	Units	50139994001 Result	Spike Conc.	MS Result	MS % Rec	% Rec Limits	Qualifiers
Chemical Oxygen Demand	mg/L	19.5	50	61.3	84	90-110	M0

Results presented on this page are in the units indicated by the "Units" column except where an alternate unit is presented to the right of the result.

REPORT OF LABORATORY ANALYSIS

This report shall not be reproduced, except in full,
without the written consent of Pace Analytical Services, Inc..

Pace Analytical
www.pacelabs.com

Pace Analytical Services, Inc.
Not NELAP Accredited
4860 Blazer Parkway
Dublin, OH 43017
(614)486-5421

Pace Analytical Services, Inc.
7726 Moller Road
Indianapolis, IN 46268
(317)228-3100

QUALITY CONTROL DATA

Project: Bridgeton Landfill 1Q 2016
Pace Project No.: 50139618

QC Batch: WET/27844 Analysis Method: EPA 410.4
QC Batch Method: EPA 410.4 Analysis Description: 410.4 COD
Associated Lab Samples: 50139618007, 50139618009, 50139618010, 50139618014, 50139618017

METHOD BLANK: 1497349 Matrix: Water
Associated Lab Samples: 50139618007, 50139618009, 50139618010, 50139618014, 50139618017

Parameter	Units	Blank Result	Reporting Limit	Analyzed	Qualifiers
Chemical Oxygen Demand	mg/L	ND	10.0	03/15/16 11:40	

LABORATORY CONTROL SAMPLE: 1497350

Parameter	Units	Spike Conc.	LCS Result	LCS % Rec	% Rec Limits	Qualifiers
Chemical Oxygen Demand	mg/L	500	474	95	90-110	

MATRIX SPIKE & MATRIX SPIKE DUPLICATE: 1497351 1497352

Parameter	Units	50140161001 Result	MS Spike Conc.	MSD Spike Conc.	MS Result	MSD Result	MS % Rec	MSD % Rec	% Rec Limits	RPD	Max RPD	Qual
Chemical Oxygen Demand	mg/L	2210	2500	2500	4490	4480	91	91	90-110	0	20	

MATRIX SPIKE SAMPLE: 1497432

Parameter	Units	50140074001 Result	Spike Conc.	MS Result	MS % Rec	% Rec Limits	Qualifiers
Chemical Oxygen Demand	mg/L	278	500	750	94	90-110	

Results presented on this page are in the units indicated by the "Units" column except where an alternate unit is presented to the right of the result.

REPORT OF LABORATORY ANALYSIS

This report shall not be reproduced, except in full,
without the written consent of Pace Analytical Services, Inc.

Pace Analytical®
www.pacelabs.com

Pace Analytical Services, Inc.
Not NELAP Accredited
4860 Blazer Parkway
Dublin, OH 43017
(614)486-5421

Pace Analytical Services, Inc.
7726 Moller Road
Indianapolis, IN 46268
(317)228-3100

QUALITY CONTROL DATA

Project: Bridgeton Landfill 1Q 2016
Pace Project No.: 50139618

QC Batch: WET/27933 Analysis Method: EPA 410.4
QC Batch Method: EPA 410.4 Analysis Description: 410.4 COD
Associated Lab Samples: 50139618022, 50139618023, 50139618026, 50139618030, 50139618032, 50139618037, 50139618038, 50139618039, 50139618047, 50139618048, 50139618049, 50139618050, 50139618051, 50139618052

METHOD BLANK: 1500636 Matrix: Water
Associated Lab Samples: 50139618022, 50139618023, 50139618026, 50139618030, 50139618032, 50139618037, 50139618038, 50139618039, 50139618047, 50139618048, 50139618049, 50139618050, 50139618051, 50139618052

Parameter	Units	Blank Result	Reporting Limit	Analyzed	Qualifiers
Chemical Oxygen Demand	mg/L	ND	10.0	03/18/16 11:08	

LABORATORY CONTROL SAMPLE: 1500637

Parameter	Units	Spike Conc.	LCS Result	LCS % Rec	% Rec Limits	Qualifiers
Chemical Oxygen Demand	mg/L	50	48.1	96	90-110	

MATRIX SPIKE SAMPLE: 1500638

Parameter	Units	50139618023 Result	Spike Conc.	MS Result	MS % Rec	% Rec Limits	Qualifiers
Chemical Oxygen Demand	mg/L	ND	50	43.2	86	90-110	M0

MATRIX SPIKE & MATRIX SPIKE DUPLICATE: 1500639 1500640

Parameter	Units	50140226001 Result	MS Spike Conc.	MSD Spike Conc.	MS Result	MSD Result	MS % Rec	MSD % Rec	% Rec Limits	RPD	Max RPD	Qual
Chemical Oxygen Demand	mg/L	20.3	50	50	66.4	60.3	92	80	90-110	10	20	M0

Results presented on this page are in the units indicated by the "Units" column except where an alternate unit is presented to the right of the result.

REPORT OF LABORATORY ANALYSIS

This report shall not be reproduced, except in full,
without the written consent of Pace Analytical Services, Inc..

Pace Analytical
www.pacelabs.com

Pace Analytical Services, Inc.
Not NELAP Accredited
4860 Blazer Parkway
Dublin, OH 43017
(614)486-5421

Pace Analytical Services, Inc.
7726 Moller Road
Indianapolis, IN 46268
(317)228-3100

QUALITY CONTROL DATA

Project: Bridgeton Landfill 1Q 2016
Pace Project No.: 50139618

QC Batch: WET/27984 Analysis Method: EPA 410.4
QC Batch Method: EPA 410.4 Analysis Description: 410.4 COD
Associated Lab Samples: 50139618024, 50139618025, 50139618027

METHOD BLANK: 1502466 Matrix: Water
Associated Lab Samples: 50139618024, 50139618025, 50139618027

Parameter	Units	Blank Result	Reporting Limit	Analyzed	Qualifiers
Chemical Oxygen Demand	mg/L	ND	10.0	03/22/16 11:06	

LABORATORY CONTROL SAMPLE: 1502467

Parameter	Units	Spike Conc.	LCS Result	LCS % Rec	% Rec Limits	Qualifiers
Chemical Oxygen Demand	mg/L	500	528	106	90-110	

MATRIX SPIKE SAMPLE: 1502468

Parameter	Units	50140279001 Result	Spike Conc.	MS Result	MS % Rec	% Rec Limits	Qualifiers
Chemical Oxygen Demand	mg/L	437	500	888	90	90-110	

MATRIX SPIKE & MATRIX SPIKE DUPLICATE: 1502469 1502470

Parameter	Units	50140465001 Result	MS Spike Conc.	MSD Spike Conc.	MS Result	MSD Result	MS % Rec	MSD % Rec	% Rec Limits	RPD	Max RPD	Qual
Chemical Oxygen Demand	mg/L	2740	2500	2500	5190	5210	98	99	90-110	0	20	

Results presented on this page are in the units indicated by the "Units" column except where an alternate unit is presented to the right of the result.

REPORT OF LABORATORY ANALYSIS

This report shall not be reproduced, except in full,
without the written consent of Pace Analytical Services, Inc..

Pace Analytical
www.pacelabs.com

Pace Analytical Services, Inc.
Not NELAP Accredited
4860 Blazer Parkway
Dublin, OH 43017
(614)486-5421

Pace Analytical Services, Inc.
7726 Moller Road
Indianapolis, IN 46268
(317)228-3100

QUALITY CONTROL DATA

Project: Bridgeton Landfill 1Q 2016
Pace Project No.: 50139618

QC Batch: WET/28016
QC Batch Method: EPA 410.4
Associated Lab Samples: 50139618031

Analysis Method: EPA 410.4
Analysis Description: 410.4 COD

METHOD BLANK: 1503226
Associated Lab Samples: 50139618031

Matrix: Water

Parameter	Units	Blank Result	Reporting Limit	Analyzed	Qualifiers
Chemical Oxygen Demand	mg/L	ND	10.0	03/23/16 11:23	

LABORATORY CONTROL SAMPLE: 1503227

Parameter	Units	Spike Conc.	LCS Result	LCS % Rec	% Rec Limits	Qualifiers
Chemical Oxygen Demand	mg/L	50	46.7	93	90-110	

MATRIX SPIKE & MATRIX SPIKE DUPLICATE: 1503228 1503229

Parameter	Units	50140265001 Result	MS Spike Conc.	MSD Spike Conc.	MS Result	MSD Result	MS % Rec	MSD % Rec	% Rec Limits	RPD	Max RPD	Qual
Chemical Oxygen Demand	mg/L	ND	50	50	46.4	42.7	93	85	90-110	8	20	M0

Results presented on this page are in the units indicated by the "Units" column except where an alternate unit is presented to the right of the result.

REPORT OF LABORATORY ANALYSIS

This report shall not be reproduced, except in full,
without the written consent of Pace Analytical Services, Inc..

Pace Analytical®
www.pacelabs.com

Pace Analytical Services, Inc.
Not NELAP Accredited
4860 Blazer Parkway
Dublin, OH 43017
(614)486-5421

Pace Analytical Services, Inc.
7726 Moller Road
Indianapolis, IN 46268
(317)228-3100

QUALITY CONTROL DATA

Project: Bridgeton Landfill 1Q 2016
Pace Project No.: 50139618

QC Batch: WETA/20479 Analysis Method: EPA 353.2
QC Batch Method: EPA 353.2 Analysis Description: 353.2 Nitrate + Nitrite, preserved
Associated Lab Samples: 50139618006, 50139618007, 50139618008, 50139618009, 50139618010, 50139618011, 50139618012

METHOD BLANK: 1492124 Matrix: Water
Associated Lab Samples: 50139618006, 50139618007, 50139618008, 50139618009, 50139618010, 50139618011, 50139618012

Parameter	Units	Blank Result	Reporting Limit	Analyzed	Qualifiers
Nitrogen, NO2 plus NO3	mg/L	ND	0.10	03/08/16 09:05	

LABORATORY CONTROL SAMPLE: 1492125

Parameter	Units	Spike Conc.	LCS Result	LCS % Rec	% Rec Limits	Qualifiers
Nitrogen, NO2 plus NO3	mg/L	2	2.1	103	90-110	

MATRIX SPIKE & MATRIX SPIKE DUPLICATE: 1492126 1492127

Parameter	Units	50139306005 Result	MS Spike Conc.	MSD Spike Conc.	MS Result	MSD Result	MS % Rec	MSD % Rec	% Rec Limits	RPD	Max RPD	Qual
Nitrogen, NO2 plus NO3	mg/L	2.0	2	2	3.8	3.7	90	87	90-110	2	20	M0

MATRIX SPIKE SAMPLE: 1492128

Parameter	Units	50139751001 Result	Spike Conc.	MS Result	MS % Rec	% Rec Limits	Qualifiers
Nitrogen, NO2 plus NO3	mg/L	17.6	20	34.4	84	90-110	M0

Results presented on this page are in the units indicated by the "Units" column except where an alternate unit is presented to the right of the result.

REPORT OF LABORATORY ANALYSIS

This report shall not be reproduced, except in full,
without the written consent of Pace Analytical Services, Inc..

Pace Analytical
www.pacelabs.com

Pace Analytical Services, Inc.
Not NELAP Accredited
4860 Blazer Parkway
Dublin, OH 43017
(614)486-5421

Pace Analytical Services, Inc.
7726 Moller Road
Indianapolis, IN 46268
(317)228-3100

QUALITY CONTROL DATA

Project: Bridgeton Landfill 1Q 2016
Pace Project No.: 50139618

QC Batch: WETA/20480 Analysis Method: EPA 353.2
QC Batch Method: EPA 353.2 Analysis Description: 353.2 Nitrate + Nitrite, preserved
Associated Lab Samples: 50139618014, 50139618015, 50139618016, 50139618017, 50139618018, 50139618019, 50139618020

METHOD BLANK: 1492129 Matrix: Water
Associated Lab Samples: 50139618014, 50139618015, 50139618016, 50139618017, 50139618018, 50139618019, 50139618020

Parameter	Units	Blank Result	Reporting Limit	Analyzed	Qualifiers
Nitrogen, NO2 plus NO3	mg/L	ND	0.10	03/08/16 09:34	

LABORATORY CONTROL SAMPLE: 1492130

Parameter	Units	Spike Conc.	LCS Result	LCS % Rec	% Rec Limits	Qualifiers
Nitrogen, NO2 plus NO3	mg/L	2	2.0	99	90-110	

MATRIX SPIKE & MATRIX SPIKE DUPLICATE: 1492131 1492132

Parameter	Units	50139789001 Result	MS Spike Conc.	MSD Spike Conc.	MS Result	MSD Result	MS % Rec	MSD % Rec	% Rec Limits	RPD	Max RPD	Qual
Nitrogen, NO2 plus NO3	mg/L	ND	2	2	1.8	1.8	86	87	90-110	1	20	M3

MATRIX SPIKE SAMPLE: 1492133

Parameter	Units	50139618016 Result	Spike Conc.	MS Result	MS % Rec	% Rec Limits	Qualifiers
Nitrogen, NO2 plus NO3	mg/L	0.16	2	2.2	104	90-110	

Results presented on this page are in the units indicated by the "Units" column except where an alternate unit is presented to the right of the result.

REPORT OF LABORATORY ANALYSIS

This report shall not be reproduced, except in full,
without the written consent of Pace Analytical Services, Inc..

Pace Analytical
www.pacelabs.com

Pace Analytical Services, Inc.
Not NELAP Accredited
4860 Blazer Parkway
Dublin, OH 43017
(614)486-5421

Pace Analytical Services, Inc.
7726 Moller Road
Indianapolis, IN 46268
(317)228-3100

QUALITY CONTROL DATA

Project: Bridgeton Landfill 1Q 2016
Pace Project No.: 50139618

QC Batch: WETA/20689 Analysis Method: EPA 353.2
QC Batch Method: EPA 353.2 Analysis Description: 353.2 Nitrate + Nitrite, preserved
Associated Lab Samples: 50139618022, 50139618023, 50139618024, 50139618025, 50139618026, 50139618027, 50139618030, 50139618031, 50139618032

METHOD BLANK: 1502109 Matrix: Water
Associated Lab Samples: 50139618022, 50139618023, 50139618024, 50139618025, 50139618026, 50139618027, 50139618030, 50139618031, 50139618032

Parameter	Units	Blank Result	Reporting Limit	Analyzed	Qualifiers
Nitrogen, NO2 plus NO3	mg/L	ND	0.10	03/22/16 09:53	

LABORATORY CONTROL SAMPLE: 1502110

Parameter	Units	Spike Conc.	LCS Result	LCS % Rec	% Rec Limits	Qualifiers
Nitrogen, NO2 plus NO3	mg/L	2	2.0	101	90-110	

MATRIX SPIKE & MATRIX SPIKE DUPLICATE: 1502111 1502112

Parameter	Units	50140023002 Result	MS Spike Conc.	MSD Spike Conc.	MS Result	MSD Result	MS % Rec	MSD % Rec	% Rec Limits	RPD	Max RPD	Qual
Nitrogen, NO2 plus NO3	mg/L	12.5	10	10	20.7	20.6	82	82	90-110	0	20	M3

MATRIX SPIKE SAMPLE: 1502113

Parameter	Units	50139871009 Result	Spike Conc.	MS Result	MS % Rec	% Rec Limits	Qualifiers
Nitrogen, NO2 plus NO3	mg/L	0.010J	2	1.7	82	90-110	M0

Results presented on this page are in the units indicated by the "Units" column except where an alternate unit is presented to the right of the result.

REPORT OF LABORATORY ANALYSIS

This report shall not be reproduced, except in full,
without the written consent of Pace Analytical Services, Inc..

Pace Analytical
www.pacelabs.com

Pace Analytical Services, Inc.
Not NELAP Accredited
4860 Blazer Parkway
Dublin, OH 43017
(614)486-5421

Pace Analytical Services, Inc.
7726 Moller Road
Indianapolis, IN 46268
(317)228-3100

QUALITY CONTROL DATA

Project: Bridgeton Landfill 1Q 2016
Pace Project No.: 50139618

QC Batch: WETA/20720 Analysis Method: EPA 353.2
QC Batch Method: EPA 353.2 Analysis Description: 353.2 Nitrate + Nitrite, preserved
Associated Lab Samples: 50139618037, 50139618038, 50139618039, 50139618047, 50139618048, 50139618049, 50139618050, 50139618051, 50139618052

METHOD BLANK: 1503144 Matrix: Water
Associated Lab Samples: 50139618037, 50139618038, 50139618039, 50139618047, 50139618048, 50139618049, 50139618050, 50139618051, 50139618052

Parameter	Units	Blank Result	Reporting Limit	Analyzed	Qualifiers
Nitrogen, NO2 plus NO3	mg/L	ND	0.10	03/23/16 10:34	

LABORATORY CONTROL SAMPLE: 1503145

Parameter	Units	Spike Conc.	LCS Result	LCS % Rec	% Rec Limits	Qualifiers
Nitrogen, NO2 plus NO3	mg/L	2	2.1	103	90-110	

MATRIX SPIKE & MATRIX SPIKE DUPLICATE: 1503146 1503147

Parameter	Units	50140101001 Result	MS Spike Conc.	MSD Spike Conc.	MS Result	MSD Result	MS % Rec	MSD % Rec	% Rec Limits	RPD	Max RPD	Qual
Nitrogen, NO2 plus NO3	mg/L	1.1	2	2	3.0	3.0	94	95	90-110	0	20	

MATRIX SPIKE SAMPLE: 1503148

Parameter	Units	50140444001 Result	Spike Conc.	MS Result	MS % Rec	% Rec Limits	Qualifiers
Nitrogen, NO2 plus NO3	mg/L	0.99	2	2.8	91	90-110	

Results presented on this page are in the units indicated by the "Units" column except where an alternate unit is presented to the right of the result.

REPORT OF LABORATORY ANALYSIS

This report shall not be reproduced, except in full,
without the written consent of Pace Analytical Services, Inc..

Pace Analytical®
www.pacelabs.com

Pace Analytical Services, Inc.
Not NELAP Accredited
4860 Blazer Parkway
Dublin, OH 43017
(614)486-5421

Pace Analytical Services, Inc.
7726 Moller Road
Indianapolis, IN 46268
(317)228-3100

QUALITY CONTROL DATA

Project: Bridgeton Landfill 1Q 2016
Pace Project No.: 50139618

QC Batch: WETA/20465 Analysis Method: EPA 365.1
QC Batch Method: EPA 365.1 Analysis Description: 365.1 Total Phosphorus
Associated Lab Samples: 50139618006, 50139618007, 50139618008, 50139618009, 50139618010, 50139618011

METHOD BLANK: 1491702 Matrix: Water
Associated Lab Samples: 50139618006, 50139618007, 50139618008, 50139618009, 50139618010, 50139618011

Parameter	Units	Blank Result	Reporting Limit	Analyzed	Qualifiers
Phosphorus	mg/L	ND	0.050	03/08/16 15:01	

LABORATORY CONTROL SAMPLE: 1491703

Parameter	Units	Spike Conc.	LCS Result	LCS % Rec	% Rec Limits	Qualifiers
Phosphorus	mg/L	.5	0.48	96	90-110	

MATRIX SPIKE & MATRIX SPIKE DUPLICATE: 1491704 1491705

Parameter	Units	50139618001 Result	MS Spike Conc.	MSD Spike Conc.	MS Result	MSD Result	MS % Rec	MSD % Rec	% Rec Limits	RPD	Max RPD	Qual
Phosphorus	mg/L	ND	.5	.5	0.48	0.49	97	98	90-110	1	20	

MATRIX SPIKE SAMPLE: 1491706

Parameter	Units	50139618011 Result	Spike Conc.	MS Result	MS % Rec	% Rec Limits	Qualifiers
Phosphorus	mg/L	ND	.5	0.47	94	90-110	

Results presented on this page are in the units indicated by the "Units" column except where an alternate unit is presented to the right of the result.

REPORT OF LABORATORY ANALYSIS

This report shall not be reproduced, except in full,
without the written consent of Pace Analytical Services, Inc..

Pace Analytical
www.pacelabs.com

Pace Analytical Services, Inc.
Not NELAP Accredited
4860 Blazer Parkway
Dublin, OH 43017
(614)486-5421

Pace Analytical Services, Inc.
7726 Moller Road
Indianapolis, IN 46268
(317)228-3100

QUALITY CONTROL DATA

Project: Bridgeton Landfill 1Q 2016
Pace Project No.: 50139618

QC Batch: WETA/20535
QC Batch Method: EPA 365.1
Analysis Method: EPA 365.1
Analysis Description: 365.1 Total Phosphorus
Associated Lab Samples: 50139618012

METHOD BLANK: 1494305 Matrix: Water
Associated Lab Samples: 50139618012

Parameter	Units	Blank Result	Reporting Limit	Analyzed	Qualifiers
Phosphorus	mg/L	ND	0.050	03/14/16 10:29	

LABORATORY CONTROL SAMPLE: 1494306

Parameter	Units	Spike Conc.	LCS Result	LCS % Rec	% Rec Limits	Qualifiers
Phosphorus	mg/L	.5	0.49	99	90-110	

MATRIX SPIKE & MATRIX SPIKE DUPLICATE: 1494307 1494308

Parameter	Units	50139846002 Result	MS Spike Conc.	MSD Spike Conc.	MS Result	MSD Result	MS % Rec	MSD % Rec	% Rec Limits	RPD	Max RPD	Qual
Phosphorus	mg/L	3.9	.5	.5	4.5	4.4	110	102	90-110	1	20	

MATRIX SPIKE SAMPLE: 1494403

Parameter	Units	50139839008 Result	Spike Conc.	MS Result	MS % Rec	% Rec Limits	Qualifiers
Phosphorus	mg/L	ND	.5	0.49	98	90-110	

Results presented on this page are in the units indicated by the "Units" column except where an alternate unit is presented to the right of the result.

REPORT OF LABORATORY ANALYSIS

This report shall not be reproduced, except in full,
without the written consent of Pace Analytical Services, Inc..

Pace Analytical®
www.pacelabs.com

Pace Analytical Services, Inc.
Not NELAP Accredited
4860 Blazer Parkway
Dublin, OH 43017
(614)486-5421

Pace Analytical Services, Inc.
7726 Moller Road
Indianapolis, IN 46268
(317)228-3100

QUALITY CONTROL DATA

Project: Bridgeton Landfill 1Q 2016
Pace Project No.: 50139618

QC Batch: WETA/20541 Analysis Method: EPA 365.1
QC Batch Method: EPA 365.1 Analysis Description: 365.1 Total Phosphorus
Associated Lab Samples: 50139618014, 50139618015, 50139618016, 50139618017, 50139618018, 50139618019, 50139618020

METHOD BLANK: 1494404 Matrix: Water
Associated Lab Samples: 50139618014, 50139618015, 50139618016, 50139618017, 50139618018, 50139618019, 50139618020

Parameter	Units	Blank Result	Reporting Limit	Analyzed	Qualifiers
Phosphorus	mg/L	ND	0.050	03/14/16 10:46	

LABORATORY CONTROL SAMPLE: 1494405

Parameter	Units	Spike Conc.	LCS Result	LCS % Rec	% Rec Limits	Qualifiers
Phosphorus	mg/L	.5	0.49	97	90-110	

MATRIX SPIKE & MATRIX SPIKE DUPLICATE: 1494406 1494407

Parameter	Units	50139857003 Result	MS Spike Conc.	MSD Spike Conc.	MS Result	MSD Result	MS % Rec	MSD % Rec	% Rec Limits	RPD	Max RPD	Qual
Phosphorus	mg/L	ND	.5	.5	0.51	0.50	99	97	90-110	2	20	

MATRIX SPIKE SAMPLE: 1494408

Parameter	Units	50139971001 Result	Spike Conc.	MS Result	MS % Rec	% Rec Limits	Qualifiers
Phosphorus	mg/L	0.27	1	1.2	95	90-110	

Results presented on this page are in the units indicated by the "Units" column except where an alternate unit is presented to the right of the result.

REPORT OF LABORATORY ANALYSIS

This report shall not be reproduced, except in full,
without the written consent of Pace Analytical Services, Inc.

Pace Analytical
www.pacelabs.com

Pace Analytical Services, Inc.
Not NELAP Accredited
4860 Blazer Parkway
Dublin, OH 43017
(614)486-5421

Pace Analytical Services, Inc.
7726 Moller Road
Indianapolis, IN 46268
(317)228-3100

QUALITY CONTROL DATA

Project: Bridgeton Landfill 1Q 2016
Pace Project No.: 50139618

QC Batch: WETA/20597 Analysis Method: EPA 365.1
QC Batch Method: EPA 365.1 Analysis Description: 365.1 Total Phosphorus
Associated Lab Samples: 50139618022, 50139618023, 50139618024, 50139618025, 50139618026, 50139618027

METHOD BLANK: 1497263 Matrix: Water
Associated Lab Samples: 50139618022, 50139618023, 50139618024, 50139618025, 50139618026, 50139618027

Parameter	Units	Blank Result	Reporting Limit	Analyzed	Qualifiers
Phosphorus	mg/L	ND	0.050	03/16/16 11:37	

LABORATORY CONTROL SAMPLE: 1497264

Parameter	Units	Spike Conc.	LCS Result	LCS % Rec	% Rec Limits	Qualifiers
Phosphorus	mg/L	.5	0.48	96	90-110	

MATRIX SPIKE & MATRIX SPIKE DUPLICATE: 1497265 1497266

Parameter	Units	50139618022 Result	MS Spike Conc.	MSD Spike Conc.	MS Result	MSD Result	MS % Rec	MSD % Rec	% Rec Limits	RPD	Max RPD	Qual
Phosphorus	mg/L	0.18	.5	.5	0.65	0.65	95	95	90-110	0	20	

MATRIX SPIKE SAMPLE: 1497267

Parameter	Units	50140169001 Result	Spike Conc.	MS Result	MS % Rec	% Rec Limits	Qualifiers
Phosphorus	mg/L	ND	.5	0.46	91	90-110	

Results presented on this page are in the units indicated by the "Units" column except where an alternate unit is presented to the right of the result.

REPORT OF LABORATORY ANALYSIS

This report shall not be reproduced, except in full,
without the written consent of Pace Analytical Services, Inc..

Pace Analytical
www.pacelabs.com

Pace Analytical Services, Inc.
Not NELAP Accredited
4860 Blazer Parkway
Dublin, OH 43017
(614)486-5421

Pace Analytical Services, Inc.
7726 Moller Road
Indianapolis, IN 46268
(317)228-3100

QUALITY CONTROL DATA

Project: Bridgeton Landfill 1Q 2016
Pace Project No.: 50139618

QC Batch: WETA/20606 Analysis Method: EPA 365.1
QC Batch Method: EPA 365.1 Analysis Description: 365.1 Total Phosphorus
Associated Lab Samples: 50139618030, 50139618031, 50139618032, 50139618037

METHOD BLANK: 1497483 Matrix: Water
Associated Lab Samples: 50139618030, 50139618031, 50139618032, 50139618037

Parameter	Units	Blank Result	Reporting Limit	Analyzed	Qualifiers
Phosphorus	mg/L	ND	0.050	03/16/16 13:10	

LABORATORY CONTROL SAMPLE: 1497484

Parameter	Units	Spike Conc.	LCS Result	LCS % Rec	% Rec Limits	Qualifiers
Phosphorus	mg/L	.5	0.47	93	90-110	

MATRIX SPIKE & MATRIX SPIKE DUPLICATE: 1497485 1497486

Parameter	Units	50139618030 Result	MS Spike Conc.	MSD Spike Conc.	MS Result	MSD Result	MS % Rec	MSD % Rec	% Rec Limits	RPD	Max RPD	Qual
Phosphorus	mg/L	ND	.5	.5	0.47	0.47	93	94	90-110	1	20	

MATRIX SPIKE SAMPLE: 1497487

Parameter	Units	50139618037 Result	Spike Conc.	MS Result	MS % Rec	% Rec Limits	Qualifiers
Phosphorus	mg/L	0.095	.5	0.51	82	90-110	M0

Results presented on this page are in the units indicated by the "Units" column except where an alternate unit is presented to the right of the result.

REPORT OF LABORATORY ANALYSIS

This report shall not be reproduced, except in full,
without the written consent of Pace Analytical Services, Inc..

Pace Analytical
www.pacelabs.com

Pace Analytical Services, Inc.
Not NELAP Accredited
4860 Blazer Parkway
Dublin, OH 43017
(614)486-5421

Pace Analytical Services, Inc.
7726 Moller Road
Indianapolis, IN 46268
(317)228-3100

QUALITY CONTROL DATA

Project: Bridgeton Landfill 1Q 2016
Pace Project No.: 50139618

QC Batch: WETA/20647 Analysis Method: EPA 365.1
QC Batch Method: EPA 365.1 Analysis Description: 365.1 Total Phosphorus
Associated Lab Samples: 50139618038, 50139618039, 50139618047, 50139618048, 50139618049, 50139618050, 50139618051, 50139618052

METHOD BLANK: 1500601 Matrix: Water
Associated Lab Samples: 50139618038, 50139618039, 50139618047, 50139618048, 50139618049, 50139618050, 50139618051, 50139618052

Parameter	Units	Blank Result	Reporting Limit	Analyzed	Qualifiers
Phosphorus	mg/L	ND	0.050	03/21/16 13:14	

LABORATORY CONTROL SAMPLE: 1500602

Parameter	Units	Spike Conc.	LCS Result	LCS % Rec	% Rec Limits	Qualifiers
Phosphorus	mg/L	.5	0.46	91	90-110	

MATRIX SPIKE & MATRIX SPIKE DUPLICATE: 1500603 1500604

Parameter	Units	50139618038 Result	MS Spike Conc.	MSD Spike Conc.	MS Result	MSD Result	MS % Rec	MSD % Rec	% Rec Limits	RPD	Max RPD	Qual
Phosphorus	mg/L	0.24	.5	.5	0.71	0.71	94	94	90-110	0	20	

MATRIX SPIKE SAMPLE: 1500605

Parameter	Units	50140407006 Result	Spike Conc.	MS Result	MS % Rec	% Rec Limits	Qualifiers
Phosphorus	mg/L	0.88	1	1.7	83	90-110	M0

Results presented on this page are in the units indicated by the "Units" column except where an alternate unit is presented to the right of the result.

REPORT OF LABORATORY ANALYSIS

This report shall not be reproduced, except in full,
without the written consent of Pace Analytical Services, Inc..

Pace Analytical
www.pacelabs.com

Pace Analytical Services, Inc.
Not NELAP Accredited
4860 Blazer Parkway
Dublin, OH 43017
(614)486-5421

Pace Analytical Services, Inc.
7726 Moller Road
Indianapolis, IN 46268
(317)228-3100

QUALITY CONTROL DATA

Project: Bridgeton Landfill 1Q 2016
Pace Project No.: 50139618

QC Batch: WETA/20503 Analysis Method: SM 4500-NH3 G
QC Batch Method: SM 4500-NH3 G Analysis Description: 4500 Ammonia
Associated Lab Samples: 50139618006, 50139618007, 50139618008, 50139618009, 50139618010, 50139618011, 50139618012, 50139618014, 50139618015, 50139618016, 50139618017, 50139618018, 50139618019, 50139618020

METHOD BLANK: 1492984 Matrix: Water
Associated Lab Samples: 50139618006, 50139618007, 50139618008, 50139618009, 50139618010, 50139618011, 50139618012, 50139618014, 50139618015, 50139618016, 50139618017, 50139618018, 50139618019, 50139618020

Parameter	Units	Blank Result	Reporting Limit	Analyzed	Qualifiers
Nitrogen, Ammonia	mg/L	ND	0.10	03/09/16 10:12	

LABORATORY CONTROL SAMPLE: 1492985

Parameter	Units	Spike Conc.	LCS Result	LCS % Rec	% Rec Limits	Qualifiers
Nitrogen, Ammonia	mg/L	1	0.97	97	90-110	

MATRIX SPIKE & MATRIX SPIKE DUPLICATE: 1492986 1492987

Parameter	Units	50139618008 Result	MS Spike Conc.	MSD Spike Conc.	MS Result	MSD Result	MS % Rec	MSD % Rec	% Rec Limits	RPD	Max RPD	Qual
Nitrogen, Ammonia	mg/L	ND	1	1	1.1	1.1	101	101	90-110	0	20	

MATRIX SPIKE SAMPLE: 1492988

Parameter	Units	50139618014 Result	Spike Conc.	MS Result	MS % Rec	% Rec Limits	Qualifiers
Nitrogen, Ammonia	mg/L	0.38	1	1.3	91	90-110	

Results presented on this page are in the units indicated by the "Units" column except where an alternate unit is presented to the right of the result.

REPORT OF LABORATORY ANALYSIS

This report shall not be reproduced, except in full,
without the written consent of Pace Analytical Services, Inc..

Pace Analytical
www.pacelabs.com

Pace Analytical Services, Inc.
Not NELAP Accredited
4860 Blazer Parkway
Dublin, OH 43017
(614)486-5421

Pace Analytical Services, Inc
7726 Moller Road
Indianapolis, IN 46268
(317)228-3100

QUALITY CONTROL DATA

Project: Bridgeton Landfill 1Q 2016
Pace Project No.: 50139618

QC Batch: WETA/20618 Analysis Method: SM 4500-NH3 G
QC Batch Method: SM 4500-NH3 G Analysis Description: 4500 Ammonia
Associated Lab Samples: 50139618022, 50139618023, 50139618024, 50139618025, 50139618026, 50139618027, 50139618030, 50139618031, 50139618032, 50139618037, 50139618038, 50139618039, 50139618047, 50139618048, 50139618049, 50139618050, 50139618051, 50139618052

METHOD BLANK: 1498062 Matrix: Water
Associated Lab Samples: 50139618022, 50139618023, 50139618024, 50139618025, 50139618026, 50139618027, 50139618030, 50139618031, 50139618032, 50139618037, 50139618038, 50139618039, 50139618047, 50139618048, 50139618049, 50139618050, 50139618051, 50139618052

Parameter	Units	Blank Result	Reporting Limit	Analyzed	Qualifiers
Nitrogen, Ammonia	mg/L	ND	0.10	03/16/16 10:40	

LABORATORY CONTROL SAMPLE: 1498063

Parameter	Units	Spike Conc.	LCS Result	LCS % Rec	% Rec Limits	Qualifiers
Nitrogen, Ammonia	mg/L	1	0.94	94	90-110	

MATRIX SPIKE & MATRIX SPIKE DUPLICATE: 1498064 1498065

Parameter	Units	50139618050 Result	MS Spike Conc.	MSD Spike Conc.	MS Result	MSD Result	MS % Rec	MSD % Rec	% Rec Limits	RPD	Max RPD	Qual
Nitrogen, Ammonia	mg/L	ND	1	1	0.98	1.0	98	101	90-110	2	20	

MATRIX SPIKE SAMPLE: 1498066

Parameter	Units	50140169001 Result	Spike Conc.	MS Result	MS % Rec	% Rec Limits	Qualifiers
Nitrogen, Ammonia	mg/L	ND	1	1.0	103	90-110	

Results presented on this page are in the units indicated by the "Units" column except where an alternate unit is presented to the right of the result.

REPORT OF LABORATORY ANALYSIS

This report shall not be reproduced, except in full,
without the written consent of Pace Analytical Services, Inc..

Pace Analytical
www.pacelabs.com

Pace Analytical Services, Inc.
Not NELAP Accredited
4860 Blazer Parkway
Dublin, OH 43017
(614)486-5421

Pace Analytical Services, Inc.
7726 Moller Road
Indianapolis, IN 46268
(317)228-3100

QUALITY CONTROL DATA

Project: Bridgeton Landfill 1Q 2016
Pace Project No.: 50139618

QC Batch: WETA/20631 Analysis Method: SM 5310C
QC Batch Method: SM 5310C Analysis Description: 5310C Total Organic Carbon
Associated Lab Samples: 50139618006, 50139618007, 50139618008, 50139618009, 50139618010, 50139618011, 50139618012, 50139618014, 50139618015, 50139618016, 50139618017, 50139618018, 50139618019

METHOD BLANK: 1499219 Matrix: Water
Associated Lab Samples: 50139618006, 50139618007, 50139618008, 50139618009, 50139618010, 50139618011, 50139618012, 50139618014, 50139618015, 50139618016, 50139618017, 50139618018, 50139618019

Parameter	Units	Blank Result	Reporting Limit	Analyzed	Qualifiers
Total Organic Carbon	mg/L	ND	1.0	03/17/16 11:15	

LABORATORY CONTROL SAMPLE: 1499220

Parameter	Units	Spike Conc.	LCS Result	LCS % Rec	% Rec Limits	Qualifiers
Total Organic Carbon	mg/L	10	9.9	99	90-110	

MATRIX SPIKE & MATRIX SPIKE DUPLICATE: 1499221 1499222

Parameter	Units	50139618005 Result	MS Spike Conc.	MSD Spike Conc.	MS Result	MSD Result	MS % Rec	MSD % Rec	% Rec Limits	RPD	Max RPD	Qual
Total Organic Carbon	mg/L	ND	40	40	44.8	45.0	106	107	80-120	1	20	

MATRIX SPIKE SAMPLE: 1499223

Parameter	Units	50140169001 Result	Spike Conc.	MS Result	MS % Rec	% Rec Limits	Qualifiers
Total Organic Carbon	mg/L	ND	10	10.4	102	80-120	

Results presented on this page are in the units indicated by the "Units" column except where an alternate unit is presented to the right of the result.

REPORT OF LABORATORY ANALYSIS

This report shall not be reproduced, except in full,
without the written consent of Pace Analytical Services, Inc..

Pace Analytical
www.pacelabs.com

Pace Analytical Services, Inc.
Not NELAP Accredited
4860 Blazer Parkway
Dublin, OH 43017
(614)486-5421

Pace Analytical Services, Inc.
7726 Moller Road
Indianapolis, IN 46268
(317)228-3100

QUALITY CONTROL DATA

Project: Bridgeton Landfill 1Q 2016
Pace Project No.: 50139618

QC Batch: WETA/20682 Analysis Method: SM 5310C
QC Batch Method: SM 5310C Analysis Description: 5310C Total Organic Carbon
Associated Lab Samples: 50139618020, 50139618022, 50139618023, 50139618024, 50139618025, 50139618026, 50139618027, 50139618030, 50139618031, 50139618032, 50139618037, 50139618038, 50139618039, 50139618047, 50139618048, 50139618049, 50139618050, 50139618051, 50139618052

METHOD BLANK: 1501940 Matrix: Water
Associated Lab Samples: 50139618020, 50139618022, 50139618023, 50139618024, 50139618025, 50139618026, 50139618027, 50139618030, 50139618031, 50139618032, 50139618037, 50139618038, 50139618039, 50139618047, 50139618048, 50139618049, 50139618050, 50139618051, 50139618052

Parameter	Units	Blank Result	Reporting Limit	Analyzed	Qualifiers
Total Organic Carbon	mg/L	ND	1.0	03/21/16 13:55	

LABORATORY CONTROL SAMPLE: 1501941

Parameter	Units	Spike Conc.	LCS Result	LCS % Rec	% Rec Limits	Qualifiers
Total Organic Carbon	mg/L	10	10.8	108	90-110	

MATRIX SPIKE & MATRIX SPIKE DUPLICATE: 1501942 1501943

Parameter	Units	50139618026 Result	MS Spike Conc.	MSD Spike Conc.	MS Result	MSD Result	MS % Rec	MSD % Rec	% Rec Limits	RPD	Max RPD	Qual
Total Organic Carbon	mg/L	ND	40	40	45.6	44.9	104	102	80-120	2	20	

MATRIX SPIKE SAMPLE: 1501944

Parameter	Units	50139618047 Result	Spike Conc.	MS Result	MS % Rec	% Rec Limits	Qualifiers
Total Organic Carbon	mg/L	1.1	10	11.6	105	80-120	

Results presented on this page are in the units indicated by the "Units" column except where an alternate unit is presented to the right of the result.

REPORT OF LABORATORY ANALYSIS

This report shall not be reproduced, except in full,
without the written consent of Pace Analytical Services, Inc..

Pace Analytical®
www.pacelabs.com

Pace Analytical Services, Inc.
Not NELAP Accredited
4860 Blazer Parkway
Dublin, OH 43017
(614)486-5421

Pace Analytical Services, Inc.
7726 Moller Road
Indianapolis, IN 46268
(317)228-3100

QUALIFIERS

Project: Bridgeton Landfill 1Q 2016
Pace Project No.: 50139618

DEFINITIONS

DF - Dilution Factor, if reported, represents the factor applied to the reported data due to dilution of the sample aliquot.

ND - Not Detected at or above adjusted reporting limit.

J - Estimated concentration above the adjusted method detection limit and below the adjusted reporting limit.

MDL - Adjusted Method Detection Limit.

PQL - Practical Quantitation Limit.

RL - Reporting Limit.

S - Surrogate

1,2-Diphenylhydrazine decomposes to and cannot be separated from Azobenzene using Method 8270. The result for each analyte is a combined concentration.

Consistent with EPA guidelines, unrounded data are displayed and have been used to calculate % recovery and RPD values.

LCS(D) - Laboratory Control Sample (Duplicate)

MS(D) - Matrix Spike (Duplicate)

DUP - Sample Duplicate

RPD - Relative Percent Difference

NC - Not Calculable.

SG - Silica Gel - Clean-Up

U - Indicates the compound was analyzed for, but not detected.

N-Nitrosodiphenylamine decomposes and cannot be separated from Diphenylamine using Method 8270. The result reported for each analyte is a combined concentration.

Pace Analytical is TNI accredited. Contact your Pace PM for the current list of accredited analytes.

TNI - The NELAC Institute.

BATCH QUALIFIERS

Batch: OEXT/42704

[M5] A matrix spike/matrix spike duplicate was not performed for this batch due to insufficient sample volume.

Batch: OEXT/42731

[M5] A matrix spike/matrix spike duplicate was not performed for this batch due to insufficient sample volume.

Batch: OEXT/42793

[M5] A matrix spike/matrix spike duplicate was not performed for this batch due to insufficient sample volume.

ANALYTE QUALIFIERS

1d	Surrogate recovery is below control limits. The sample could not be re-extracted within holding time. Results may be biased low.
2d	The initial calibration blank associated with this batch failed high for Antimony. Sample result is below the reporting limit, therefore results unaffected by any high bias.
3d	The initial calibration blank associated with this batch failed high for Antimony. Sample result may be biased high.
D3	Sample was diluted due to the presence of high levels of non-target analytes or other matrix interference.
D4	Sample was diluted due to the presence of high levels of target analytes.
L0	Analyte recovery in the laboratory control sample (LCS) was outside QC limits
L3	Analyte recovery in the laboratory control sample (LCS) exceeded QC limits. Analyte presence below reporting limits in associated samples. Results unaffected by high bias.
M0	Matrix spike recovery and/or matrix spike duplicate recovery was outside laboratory control limits.
M3	Matrix spike recovery was outside laboratory control limits due to matrix interferences.
N2	The lab does not hold TNI accreditation for this parameter.

This report shall not be reproduced, except in full,
without the written consent of Pace Analytical Services, Inc.

Pace Analytical
www.pacelabs.com

Pace Analytical Services, Inc.
Not NELAP Accredited
4860 Blazer Parkway
Dublin, OH 43017
(614)486-5421

Pace Analytical Services, Inc.
7726 Moller Road
Indianapolis, IN 46268
(317)228-3100

QUALIFIERS

Project: Bridgeton Landfill 1Q 2016
Pace Project No.: 50139618

ANALYTE QUALIFIERS

P6	Matrix spike recovery was outside laboratory control limits due to a parent sample concentration notably higher than the spike level.
S0	Surrogate recovery outside laboratory control limits.
S4	Surrogate recovery not evaluated against control limits due to sample dilution.
S5	Surrogate recovery outside control limits due to matrix interferences (not confirmed by re-analysis).

This report shall not be reproduced, except in full,
without the written consent of Pace Analytical Services, Inc..

Pace Analytical
www.pacelabs.com

Pace Analytical Services, Inc.
Not NELAP Accredited
4860 Blazer Parkway
Dublin, OH 43017
(614)486-5421

Pace Analytical Services, Inc.
7726 Moller Road
Indianapolis, IN 46268
(317)228-3100

QUALITY CONTROL DATA CROSS REFERENCE TABLE

Project: Bridgeton Landfill 1Q 2016
Pace Project No.: 50139618

Lab ID	Sample ID	QC Batch Method	QC Batch	Analytical Method	Analytical Batch
50139618006	PZ-105-SS		FLD/1831		
50139618007	PZ-104-SD		FLD/1831		
50139618008	PZ-104-SS		FLD/1831		
50139618009	PZ-106-SD		FLD/1831		
50139618011	PZ-106-SS		FLD/1831		
50139618012	PZ-205-SS		FLD/1831		
50139618014	PZ-202-SS		FLD/1831		
50139618015	PZ-201A-SS		FLD/1831		
50139618016	PZ-116-SS		FLD/1831		
50139618017	LCS-5A		FLD/1834		
50139618018	PZ-101-SS		FLD/1831		
50139618019	PZ-102R-SS		FLD/1831		
50139618020	PZ-107-SS		FLD/1831		
50139618022	PZ-212-SD		FLD/1831		
50139618023	PZ-212-SS		FLD/1831		
50139618024	MW-1204		FLD/1831		
50139618026	PZ-203-SS		FLD/1831		
50139618027	LCS-6B		FLD/1834		
50139618029	LCS-4B		FLD/1834		
50139618031	PZ-103-SS		FLD/1831		
50139618032	PZ-200-SS		FLD/1831		
50139618037	PZ-206-SS		FLD/1831		
50139618038	PZ-115-SS		FLD/1831		
50139618039	PZ-114-AS		FLD/1831		
50139618040	PZ-209-SD		FLD/1831		
50139618041	PZ-209-SS		FLD/1831		
50139618042	PZ-211-SD		FLD/1831		
50139618043	PZ-211-SS		FLD/1831		
50139618044	PZ-104-KS		FLD/1831		
50139618045	PZ-210-SD		FLD/1831		
50139618046	PZ-210-SS		FLD/1831		
50139618047	PZ-111-SD		FLD/1831		
50139618048	PZ-109-SS		FLD/1831		
50139618049	PZ-110-SS		FLD/1831		
50139618050	PZ-100-SS		FLD/1831		
50139618051	PZ-100-SD		FLD/1831		
50139618006	PZ-105-SS	EPA 300.0	GCSV/18735		
50139618007	PZ-104-SD	EPA 300.0	GCSV/18735		
50139618008	PZ-104-SS	EPA 300.0	GCSV/18735		
50139618009	PZ-106-SD	EPA 300.0	GCSV/18735		
50139618010	PZ-106-SD Dup	EPA 300.0	GCSV/18735		
50139618011	PZ-106-SS	EPA 300.0	GCSV/18735		
50139618012	PZ-205-SS	EPA 300.0	GCSV/18735		
50139618014	PZ-202-SS	EPA 300.0	GCSV/18735		
50139618015	PZ-201A-SS	EPA 300.0	GCSV/18735		
50139618016	PZ-116-SS	EPA 300.0	GCSV/18735		

REPORT OF LABORATORY ANALYSIS

This report shall not be reproduced, except in full,
without the written consent of Pace Analytical Services, Inc..

Pace Analytical
www.pacelabs.com

Pace Analytical Services, Inc.
Not NELAP Accredited
4860 Blazer Parkway
Dublin, OH 43017
(614)486-5421

Pace Analytical Services, Inc.
7726 Moller Road
Indianapolis, IN 46268
(317)228-3100

QUALITY CONTROL DATA CROSS REFERENCE TABLE

Project: Bridgeton Landfill 1Q 2016
Pace Project No.: 50139618

Lab ID	Sample ID	QC Batch Method	QC Batch	Analytical Method	Analytical Batch
50139618017	LCS-5A	EPA 300.0	GCSV/18735		
50139618018	PZ-101-SS	EPA 300.0	GCSV/18735		
50139618019	PZ-102R-SS	EPA 300.0	GCSV/18735		
50139618020	PZ-107-SS	EPA 300.0	GCSV/18735		
50139618022	PZ-212-SD	EPA 300.0	GCSV/18772		
50139618023	PZ-212-SS	EPA 300.0	GCSV/18772		
50139618024	MW-1204	EPA 300.0	GCSV/18772		
50139618025	MW-1204 Dup	EPA 300.0	GCSV/18772		
50139618026	PZ-203-SS	EPA 300.0	GCSV/18772		
50139618028	LCS-6B	EPA 300.0	GCSV/18772		
50139618030	FB @ PZ-103-SS	EPA 300.0	GCSV/18772		
50139618031	PZ-103-SS	EPA 300.0	GCSV/18772		
50139618032	PZ-200-SS	EPA 300.0	GCSV/18772		
50139618037	PZ-206-SS	EPA 300.0	GCSV/18833		
50139618038	PZ-115-SS	EPA 9056	GCSV/18819		
50139618039	PZ-114-AS	EPA 9056	GCSV/18819		
50139618047	PZ-111-SD	EPA 9056	GCSV/18819		
50139618048	PZ-109-SS	EPA 9056	GCSV/18819		
50139618049	PZ-110-SS	EPA 9056	GCSV/18819		
50139618050	PZ-100-SS	EPA 9056	GCSV/18819		
50139618051	PZ-100-SD	EPA 9056	GCSV/18819		
50139618052	PZ-100-SD Dup	EPA 9056	GCSV/18819		
50139618006	PZ-105-SS	EPA 3010	MPRP/19953	EPA 6010	ICP/24559
50139618007	PZ-104-SD	EPA 3010	MPRP/19953	EPA 6010	ICP/24559
50139618008	PZ-104-SS	EPA 3010	MPRP/19953	EPA 6010	ICP/24559
50139618009	PZ-106-SD	EPA 3010	MPRP/19953	EPA 6010	ICP/24559
50139618010	PZ-106-SD Dup	EPA 3010	MPRP/19953	EPA 6010	ICP/24559
50139618011	PZ-106-SS	EPA 3010	MPRP/19953	EPA 6010	ICP/24559
50139618012	PZ-205-SS	EPA 3010	MPRP/19953	EPA 6010	ICP/24559
50139618014	PZ-202-SS	EPA 3010	MPRP/20008	EPA 6010	ICP/24609
50139618015	PZ-201A-SS	EPA 3010	MPRP/20008	EPA 6010	ICP/24609
50139618016	PZ-116-SS	EPA 3010	MPRP/20008	EPA 6010	ICP/24609
50139618017	LCS-5A	EPA 3010	MPRP/20008	EPA 6010	ICP/24609
50139618018	PZ-101-SS	EPA 3010	MPRP/20008	EPA 6010	ICP/24609
50139618019	PZ-102R-SS	EPA 3010	MPRP/20008	EPA 6010	ICP/24609
50139618020	PZ-107-SS	EPA 3010	MPRP/20008	EPA 6010	ICP/24609
50139618022	PZ-212-SD	EPA 3010	MPRP/20025	EPA 6010	ICP/24611
50139618023	PZ-212-SS	EPA 3010	MPRP/20025	EPA 6010	ICP/24611
50139618024	MW-1204	EPA 3010	MPRP/20025	EPA 6010	ICP/24611
50139618025	MW-1204 Dup	EPA 3010	MPRP/20025	EPA 6010	ICP/24611
50139618026	PZ-203-SS	EPA 3010	MPRP/20025	EPA 6010	ICP/24611
50139618027	LCS-6B	EPA 3010	MPRP/20025	EPA 6010	ICP/24611
50139618030	FB @ PZ-103-SS	EPA 3010	MPRP/20025	EPA 6010	ICP/24611
50139618031	PZ-103-SS	EPA 3010	MPRP/20025	EPA 6010	ICP/24611
50139618032	PZ-200-SS	EPA 3010	MPRP/20025	EPA 6010	ICP/24611

This report shall not be reproduced, except in full,
without the written consent of Pace Analytical Services, Inc.

Pace Analytical®
www.pacelabs.com

Pace Analytical Services, Inc.
Not NELAP Accredited
4860 Blazer Parkway
Dublin, OH 43017
(614)486-5421

Pace Analytical Services, Inc.
7726 Moller Road
Indianapolis, IN 46268
(317)228-3100

QUALITY CONTROL DATA CROSS REFERENCE TABLE

Project: Bridgeton Landfill 1Q 2016
Pace Project No.: 50139618

Lab ID	Sample ID	QC Batch Method	QC Batch	Analytical Method	Analytical Batch
50139618037	PZ-206-SS	EPA 3010	MPRP/20085	EPA 6010	ICP/24646
50139618038	PZ-115-SS	EPA 3010	MPRP/20085	EPA 6010	ICP/24646
50139618039	PZ-114-AS	EPA 3010	MPRP/20085	EPA 6010	ICP/24646
50139618047	PZ-111-SD	EPA 3010	MPRP/20085	EPA 6010	ICP/24646
50139618048	PZ-109-SS	EPA 3010	MPRP/20085	EPA 6010	ICP/24646
50139618049	PZ-110-SS	EPA 3010	MPRP/20085	EPA 6010	ICP/24646
50139618050	PZ-100-SS	EPA 3010	MPRP/20085	EPA 6010	ICP/24646
50139618051	PZ-100-SD	EPA 3010	MPRP/20085	EPA 6010	ICP/24646
50139618052	PZ-100-SD Dup	EPA 3010	MPRP/20085	EPA 6010	ICP/24646
50139618006	PZ-105-SS	EPA 200.2	MPRP/19958	EPA 6020	ICPM/2777
50139618007	PZ-104-SD	EPA 200.2	MPRP/19958	EPA 6020	ICPM/2777
50139618008	PZ-104-SS	EPA 200.2	MPRP/19958	EPA 6020	ICPM/2777
50139618009	PZ-106-SD	EPA 200.2	MPRP/19958	EPA 6020	ICPM/2777
50139618010	PZ-106-SD Dup	EPA 200.2	MPRP/19958	EPA 6020	ICPM/2777
50139618011	PZ-106-SS	EPA 200.2	MPRP/19958	EPA 6020	ICPM/2777
50139618012	PZ-205-SS	EPA 200.2	MPRP/19958	EPA 6020	ICPM/2777
50139618014	PZ-202-SS	EPA 200.2	MPRP/19998	EPA 6020	ICPM/2790
50139618015	PZ-201A-SS	EPA 200.2	MPRP/19998	EPA 6020	ICPM/2790
50139618016	PZ-116-SS	EPA 200.2	MPRP/19998	EPA 6020	ICPM/2790
50139618017	LCS-5A	EPA 200.2	MPRP/19998	EPA 6020	ICPM/2790
50139618018	PZ-101-SS	EPA 200.2	MPRP/19998	EPA 6020	ICPM/2790
50139618019	PZ-102R-SS	EPA 200.2	MPRP/19998	EPA 6020	ICPM/2790
50139618020	PZ-107-SS	EPA 200.2	MPRP/19998	EPA 6020	ICPM/2790
50139618022	PZ-212-SD	EPA 200.2	MPRP/20035	EPA 6020	ICPM/2799
50139618023	PZ-212-SS	EPA 200.2	MPRP/20035	EPA 6020	ICPM/2799
50139618024	MW-1204	EPA 200.2	MPRP/20035	EPA 6020	ICPM/2799
50139618025	MW-1204 Dup	EPA 200.2	MPRP/20035	EPA 6020	ICPM/2799
50139618026	PZ-203-SS	EPA 200.2	MPRP/20035	EPA 6020	ICPM/2799
50139618027	LCS-6B	EPA 200.2	MPRP/20035	EPA 6020	ICPM/2799
50139618030	FB @ PZ-103-SS	EPA 200.2	MPRP/20035	EPA 6020	ICPM/2799
50139618031	PZ-103-SS	EPA 200.2	MPRP/20035	EPA 6020	ICPM/2799
50139618032	PZ-200-SS	EPA 200.2	MPRP/20035	EPA 6020	ICPM/2799
50139618037	PZ-206-SS	EPA 200.2	MPRP/20093	EPA 6020	ICPM/2821
50139618038	PZ-115-SS	EPA 200.2	MPRP/20093	EPA 6020	ICPM/2821
50139618039	PZ-114-AS	EPA 200.2	MPRP/20093	EPA 6020	ICPM/2821
50139618047	PZ-111-SD	EPA 200.2	MPRP/20093	EPA 6020	ICPM/2821
50139618048	PZ-109-SS	EPA 200.2	MPRP/20093	EPA 6020	ICPM/2821
50139618049	PZ-110-SS	EPA 200.2	MPRP/20093	EPA 6020	ICPM/2821
50139618050	PZ-100-SS	EPA 200.2	MPRP/20093	EPA 6020	ICPM/2821
50139618051	PZ-100-SD	EPA 200.2	MPRP/20093	EPA 6020	ICPM/2821
50139618052	PZ-100-SD Dup	EPA 200.2	MPRP/20093	EPA 6020	ICPM/2821
50139618006	PZ-105-SS	EPA 7470	MERP/7525	EPA 7470	MERC/9021
50139618007	PZ-104-SD	EPA 7470	MERP/7525	EPA 7470	MERC/9021
50139618008	PZ-104-SS	EPA 7470	MERP/7525	EPA 7470	MERC/9021
50139618009	PZ-106-SD	EPA 7470	MERP/7525	EPA 7470	MERC/9021
50139618010	PZ-106-SD Dup	EPA 7470	MERP/7525	EPA 7470	MERC/9021

REPORT OF LABORATORY ANALYSIS

This report shall not be reproduced, except in full,
without the written consent of Pace Analytical Services, Inc..

Pace Analytical
www.pacelabs.com

Pace Analytical Services, Inc.
Not NELAP Accredited
4860 Blazer Parkway
Dublin, OH 43017
(614)486-5421

Pace Analytical Services, Inc.
7726 Moller Road
Indianapolis, IN 46268
(317)228-3100

QUALITY CONTROL DATA CROSS REFERENCE TABLE

Project: Bridgeton Landfill 1Q 2016
Pace Project No.: 50139618

Lab ID	Sample ID	QC Batch Method	QC Batch	Analytical Method	Analytical Batch
50139618011	PZ-106-SS	EPA 7470	MERP/7525	EPA 7470	MERC/9021
50139618012	PZ-205-SS	EPA 7470	MERP/7525	EPA 7470	MERC/9021
50139618014	PZ-202-SS	EPA 7470	MERP/7525	EPA 7470	MERC/9021
50139618015	PZ-201A-SS	EPA 7470	MERP/7525	EPA 7470	MERC/9021
50139618016	PZ-116-SS	EPA 7470	MERP/7525	EPA 7470	MERC/9021
50139618017	LCS-5A	EPA 7470	MERP/7525	EPA 7470	MERC/9021
50139618018	PZ-101-SS	EPA 7470	MERP/7525	EPA 7470	MERC/9021
50139618019	PZ-102R-SS	EPA 7470	MERP/7525	EPA 7470	MERC/9021
50139618020	PZ-107-SS	EPA 7470	MERP/7525	EPA 7470	MERC/9021
50139618022	PZ-212-SD	EPA 7470	MERP/7541	EPA 7470	MERC/9022
50139618023	PZ-212-SS	EPA 7470	MERP/7541	EPA 7470	MERC/9022
50139618024	MW-1204	EPA 7470	MERP/7541	EPA 7470	MERC/9022
50139618025	MW-1204 Dup	EPA 7470	MERP/7541	EPA 7470	MERC/9022
50139618026	PZ-203-SS	EPA 7470	MERP/7541	EPA 7470	MERC/9022
50139618027	LCS-6B	EPA 7470	MERP/7541	EPA 7470	MERC/9022
50139618030	FB @ PZ-103-SS	EPA 7470	MERP/7541	EPA 7470	MERC/9022
50139618031	PZ-103-SS	EPA 7470	MERP/7541	EPA 7470	MERC/9022
50139618032	PZ-200-SS	EPA 7470	MERP/7541	EPA 7470	MERC/9022
50139618037	PZ-206-SS	EPA 7470	MERP/7541	EPA 7470	MERC/9022
50139618038	PZ-115-SS	EPA 7470	MERP/7541	EPA 7470	MERC/9022
50139618039	PZ-114-AS	EPA 7470	MERP/7541	EPA 7470	MERC/9022
50139618047	PZ-111-SD	EPA 7470	MERP/7541	EPA 7470	MERC/9022
50139618048	PZ-109-SS	EPA 7470	MERP/7541	EPA 7470	MERC/9022
50139618049	PZ-110-SS	EPA 7470	MERP/7541	EPA 7470	MERC/9022
50139618050	PZ-100-SS	EPA 7470	MERP/7541	EPA 7470	MERC/9022
50139618051	PZ-100-SD	EPA 7470	MERP/7541	EPA 7470	MERC/9022
50139618052	PZ-100-SD Dup	EPA 7470	MERP/7541	EPA 7470	MERC/9022
50139618006	PZ-105-SS	EPA 3510	OEXT/42648	EPA 8270	MSSV/20439
50139618007	PZ-104-SD	EPA 3510	OEXT/42648	EPA 8270	MSSV/20439
50139618008	PZ-104-SS	EPA 3510	OEXT/42648	EPA 8270	MSSV/20439
50139618009	PZ-106-SD	EPA 3510	OEXT/42648	EPA 8270	MSSV/20439
50139618010	PZ-106-SD Dup	EPA 3510	OEXT/42648	EPA 8270	MSSV/20439
50139618011	PZ-106-SS	EPA 3510	OEXT/42648	EPA 8270	MSSV/20439
50139618012	PZ-205-SS	EPA 3510	OEXT/42648	EPA 8270	MSSV/20439
50139618014	PZ-202-SS	EPA 3510	OEXT/42704	EPA 8270	MSSV/20486
50139618015	PZ-201A-SS	EPA 3510	OEXT/42704	EPA 8270	MSSV/20486
50139618016	PZ-116-SS	EPA 3510	OEXT/42704	EPA 8270	MSSV/20486
50139618017	LCS-5A	EPA 3510	OEXT/42704	EPA 8270	MSSV/20486
50139618018	PZ-101-SS	EPA 3510	OEXT/42704	EPA 8270	MSSV/20486
50139618019	PZ-102R-SS	EPA 3510	OEXT/42704	EPA 8270	MSSV/20486
50139618020	PZ-107-SS	EPA 3510	OEXT/42704	EPA 8270	MSSV/20486
50139618022	PZ-212-SD	EPA 3510	OEXT/42731	EPA 8270	MSSV/20517
50139618023	PZ-212-SS	EPA 3510	OEXT/42731	EPA 8270	MSSV/20517
50139618024	MW-1204	EPA 3510	OEXT/42731	EPA 8270	MSSV/20517
50139618025	MW-1204 Dup	EPA 3510	OEXT/42731	EPA 8270	MSSV/20517
50139618026	PZ-203-SS	EPA 3510	OEXT/42731	EPA 8270	MSSV/20517
50139618027	LCS-6B	EPA 3510	OEXT/42731	EPA 8270	MSSV/20517

This report shall not be reproduced, except in full,
without the written consent of Pace Analytical Services, Inc..

Pace Analytical
www.pacelabs.com

Pace Analytical Services, Inc.
Not NELAP Accredited
4860 Blazer Parkway
Dublin, OH 43017
(614)486-5421

Pace Analytical Services, Inc.
7726 Moller Road
Indianapolis, IN 46268
(317)228-3100

QUALITY CONTROL DATA CROSS REFERENCE TABLE

Project: Bridgeton Landfill 1Q 2016
Pace Project No.: 50139618

Lab ID	Sample ID	QC Batch Method	QC Batch	Analytical Method	Analytical Batch
50139618029	LCS-4B	EPA 3510	OEXT/42731	EPA 8270	MSSV/20517
50139618030	FB @ PZ-103-SS	EPA 3510	OEXT/42731	EPA 8270	MSSV/20517
50139618031	PZ-103-SS	EPA 3510	OEXT/42731	EPA 8270	MSSV/20517
50139618032	PZ-200-SS	EPA 3510	OEXT/42731	EPA 8270	MSSV/20517
50139618037	PZ-206-SS	EPA 3510	OEXT/42793	EPA 8270	MSSV/20555
50139618006	PZ-105-SS	EPA 8260	MSV/87633		
50139618007	PZ-104-SD	EPA 8260	MSV/87681		
50139618008	PZ-104-SS	EPA 8260	MSV/87752		
50139618009	PZ-106-SD	EPA 8260	MSV/87633		
50139618010	PZ-106-SD Dup	EPA 8260	MSV/87633		
50139618011	PZ-106-SS	EPA 8260	MSV/87633		
50139618012	PZ-205-SS	EPA 8260	MSV/87633		
50139618013	Trip Blank #1	EPA 8260	MSV/87633		
50139618014	PZ-202-SS	EPA 8260	MSV/87633		
50139618015	PZ-201A-SS	EPA 8260	MSV/87634		
50139618016	PZ-116-SS	EPA 8260	MSV/87634		
50139618017	LCS-5A	EPA 8260	MSV/87634		
50139618018	PZ-101-SS	EPA 8260	MSV/87634		
50139618019	PZ-102R-SS	EPA 8260	MSV/87634		
50139618020	PZ-107-SS	EPA 8260	MSV/87634		
50139618021	TRIP BLANK #2	EPA 8260	MSV/87634		
50139618022	PZ-212-SD	EPA 8260	MSV/87828		
50139618023	PZ-212-SS	EPA 8260	MSV/87828		
50139618024	MW-1204	EPA 8260	MSV/87852		
50139618025	MW-1204 Dup	EPA 8260	MSV/87852		
50139618026	PZ-203-SS	EPA 8260	MSV/87828		
50139618027	LCS-6B	EPA 8260	MSV/		
50139618029	LCS-4B	EPA 8260	MSV/87862		
50139618030	FB @ PZ-103-SS	EPA 8260	MSV/87862		
50139618031	PZ-103-SS	EPA 8260	MSV/87911		
50139618032	PZ-200-SS	EPA 8260	MSV/87828		
50139618033	Trip Blank #3	EPA 8260	MSV/87828		
50139618037	PZ-206-SS	EPA 8260	MSV/87828		
50139618038	PZ-115-SS	EPA 8260	MSV/87828		
50139618039	PZ-114-AS	EPA 8260	MSV/87828		
50139618040	PZ-209-SD	EPA 8260	MSV/87828		
50139618041	PZ-209-SS	EPA 8260	MSV/87828		
50139618042	PZ-211-SD	EPA 8260	MSV/87828		
50139618043	PZ-211-SS	EPA 8260	MSV/87828		
50139618044	PZ-104-KS	EPA 8260	MSV/87828		
50139618045	PZ-210-SD	EPA 8260	MSV/87828		
50139618046	PZ-210-SS	EPA 8260	MSV/87828		

This report shall not be reproduced, except in full,
without the written consent of Pace Analytical Services, Inc..

Pace Analytical
www.pacelabs.com

Pace Analytical Services, Inc.
Not NELAP Accredited
4860 Blazer Parkway
Dublin, OH 43017
(614)486-5421

Pace Analytical Services, Inc.
7726 Moller Road
Indianapolis, IN 46268
(317)228-3100

QUALITY CONTROL DATA CROSS REFERENCE TABLE

Project: Bridgeton Landfill 1Q 2016
Pace Project No.: 50139618

Lab ID	Sample ID	QC Batch Method	QC Batch	Analytical Method	Analytical Batch
50139618047	PZ-111-SD	EPA 8260	MSV/87828		
50139618048	PZ-109-SS	EPA 8260	MSV/87828		
50139618049	PZ-110-SS	EPA 8260	MSV/87828		
50139618050	PZ-100-SS	EPA 8260	MSV/87828		
50139618051	PZ-100-SD	EPA 8260	MSV/87828		
50139618052	PZ-100-SD Dup	EPA 8260	MSV/87862		
50139618053	Trip Blank #4	EPA 8260	MSV/87829		
50139618006	PZ-105-SS	SM 2540C	WET/27658		
50139618007	PZ-104-SD	SM 2540C	WET/27658		
50139618008	PZ-104-SS	SM 2540C	WET/27658		
50139618009	PZ-106-SD	SM 2540C	WET/27659		
50139618010	PZ-106-SD Dup	SM 2540C	WET/27659		
50139618011	PZ-106-SS	SM 2540C	WET/27659		
50139618012	PZ-205-SS	SM 2540C	WET/27659		
50139618014	PZ-202-SS	SM 2540C	WET/27705		
50139618015	PZ-201A-SS	SM 2540C	WET/27705		
50139618016	PZ-116-SS	SM 2540C	WET/27705		
50139618017	LCS-5A	SM 2540C	WET/27705		
50139618018	PZ-101-SS	SM 2540C	WET/27705		
50139618019	PZ-102R-SS	SM 2540C	WET/27705		
50139618020	PZ-107-SS	SM 2540C	WET/27705		
50139618022	PZ-212-SD	SM 2540C	WET/27804		
50139618023	PZ-212-SS	SM 2540C	WET/27804		
50139618024	MW-1204	SM 2540C	WET/27804		
50139618025	MW-1204 Dup	SM 2540C	WET/27804		
50139618026	PZ-203-SS	SM 2540C	WET/27804		
50139618028	LCS-6B	SM 2540C	WET/27813		
50139618030	FB @ PZ-103-SS	SM 2540C	WET/27813		
50139618031	PZ-103-SS	SM 2540C	WET/27813		
50139618032	PZ-200-SS	SM 2540C	WET/27813		
50139618037	PZ-206-SS	SM 2540C	WET/27769		
50139618038	PZ-115-SS	SM 2540C	WET/27769		
50139618039	PZ-114-AS	SM 2540C	WET/27769		
50139618047	PZ-111-SD	SM 2540C	WET/27769		
50139618048	PZ-109-SS	SM 2540C	WET/27864		
50139618049	PZ-110-SS	SM 2540C	WET/27864		
50139618050	PZ-100-SS	SM 2540C	WET/27864		
50139618051	PZ-100-SD	SM 2540C	WET/27864		
50139618052	PZ-100-SD Dup	SM 2540C	WET/27864		
50139618006	PZ-105-SS	EPA 410.4	WET/27779	EPA 410.4	WET/27790
50139618007	PZ-104-SD	EPA 410.4	WET/27844	EPA 410.4	WET/27857
50139618008	PZ-104-SS	EPA 410.4	WET/27779	EPA 410.4	WET/27790

REPORT OF LABORATORY ANALYSIS

This report shall not be reproduced, except in full,
without the written consent of Pace Analytical Services, Inc..

Pace Analytical
www.pacelabs.com

Pace Analytical Services, Inc.
Not NELAP Accredited
4860 Blazer Parkway
Dublin, OH 43017
(614)486-5421

Pace Analytical Services, Inc.
7726 Moller Road
Indianapolis, IN 46268
(317)228-3100

QUALITY CONTROL DATA CROSS REFERENCE TABLE

Project: Bridgeton Landfill 1Q 2016
Pace Project No.: 50139618

Lab ID	Sample ID	QC Batch Method	QC Batch	Analytical Method	Analytical Batch
50139618009	PZ-106-SD	EPA 410.4	WET/27844	EPA 410.4	WET/27857
50139618010	PZ-106-SD Dup	EPA 410.4	WET/27844	EPA 410.4	WET/27857
50139618011	PZ-106-SS	EPA 410.4	WET/27779	EPA 410.4	WET/27790
50139618012	PZ-205-SS	EPA 410.4	WET/27779	EPA 410.4	WET/27790
50139618014	PZ-202-SS	EPA 410.4	WET/27844	EPA 410.4	WET/27857
50139618015	PZ-201A-SS	EPA 410.4	WET/27779	EPA 410.4	WET/27790
50139618016	PZ-116-SS	EPA 410.4	WET/27779	EPA 410.4	WET/27790
50139618017	LCS-5A	EPA 410.4	WET/27844	EPA 410.4	WET/27857
50139618018	PZ-101-SS	EPA 410.4	WET/27779	EPA 410.4	WET/27790
50139618019	PZ-102R-SS	EPA 410.4	WET/27779	EPA 410.4	WET/27790
50139618020	PZ-107-SS	EPA 410.4	WET/27779	EPA 410.4	WET/27790
50139618022	PZ-212-SD	EPA 410.4	WET/27933	EPA 410.4	WET/27936
50139618023	PZ-212-SS	EPA 410.4	WET/27933	EPA 410.4	WET/27936
50139618024	MW-1204	EPA 410.4	WET/27984	EPA 410.4	WET/27995
50139618025	MW-1204 Dup	EPA 410.4	WET/27984	EPA 410.4	WET/27995
50139618026	PZ-203-SS	EPA 410.4	WET/27933	EPA 410.4	WET/27936
50139618027	LCS-6B	EPA 410.4	WET/27984	EPA 410.4	WET/27995
50139618030	FB @ PZ-103-SS	EPA 410.4	WET/27933	EPA 410.4	WET/27936
50139618031	PZ-103-SS	EPA 410.4	WET/28016	EPA 410.4	WET/28025
50139618032	PZ-200-SS	EPA 410.4	WET/27933	EPA 410.4	WET/27936
50139618037	PZ-206-SS	EPA 410.4	WET/27933	EPA 410.4	WET/27936
50139618038	PZ-115-SS	EPA 410.4	WET/27933	EPA 410.4	WET/27936
50139618039	PZ-114-AS	EPA 410.4	WET/27933	EPA 410.4	WET/27936
50139618047	PZ-111-SD	EPA 410.4	WET/27933	EPA 410.4	WET/27936
50139618048	PZ-109-SS	EPA 410.4	WET/27933	EPA 410.4	WET/27936
50139618049	PZ-110-SS	EPA 410.4	WET/27933	EPA 410.4	WET/27936
50139618050	PZ-100-SS	EPA 410.4	WET/27933	EPA 410.4	WET/27936
50139618051	PZ-100-SD	EPA 410.4	WET/27933	EPA 410.4	WET/27936
50139618052	PZ-100-SD Dup	EPA 410.4	WET/27933	EPA 410.4	WET/27936
50139618006	PZ-105-SS	EPA 353.2	WETA/20479		
50139618007	PZ-104-SD	EPA 353.2	WETA/20479		
50139618008	PZ-104-SS	EPA 353.2	WETA/20479		
50139618009	PZ-106-SD	EPA 353.2	WETA/20479		
50139618010	PZ-106-SD Dup	EPA 353.2	WETA/20479		
50139618011	PZ-106-SS	EPA 353.2	WETA/20479		
50139618012	PZ-205-SS	EPA 353.2	WETA/20479		
50139618014	PZ-202-SS	EPA 353.2	WETA/20480		
50139618015	PZ-201A-SS	EPA 353.2	WETA/20480		
50139618016	PZ-116-SS	EPA 353.2	WETA/20480		
50139618017	LCS-5A	EPA 353.2	WETA/20480		
50139618018	PZ-101-SS	EPA 353.2	WETA/20480		
50139618019	PZ-102R-SS	EPA 353.2	WETA/20480		

REPORT OF LABORATORY ANALYSIS

This report shall not be reproduced, except in full,
without the written consent of Pace Analytical Services, Inc..

QUALITY CONTROL DATA CROSS REFERENCE TABLE

Project: Bridgeton Landfill 1Q 2016
Pace Project No.: 50139618

Lab ID	Sample ID	QC Batch Method	QC Batch	Analytical Method	Analytical Batch
50139618020	PZ-107-SS	EPA 353.2	WETA/20480		
50139618022	PZ-212-SD	EPA 353.2	WETA/20689		
50139618023	PZ-212-SS	EPA 353.2	WETA/20689		
50139618024	MW-1204	EPA 353.2	WETA/20689		
50139618025	MW-1204 Dup	EPA 353.2	WETA/20689		
50139618026	PZ-203-SS	EPA 353.2	WETA/20689		
50139618027	LCS-6B	EPA 353.2	WETA/20689		
50139618030	FB @ PZ-103-SS	EPA 353.2	WETA/20689		
50139618031	PZ-103-SS	EPA 353.2	WETA/20689		
50139618032	PZ-200-SS	EPA 353.2	WETA/20689		
50139618037	PZ-206-SS	EPA 353.2	WETA/20720		
50139618038	PZ-115-SS	EPA 353.2	WETA/20720		
50139618039	PZ-114-AS	EPA 353.2	WETA/20720		
50139618047	PZ-111-SD	EPA 353.2	WETA/20720		
50139618048	PZ-109-SS	EPA 353.2	WETA/20720		
50139618049	PZ-110-SS	EPA 353.2	WETA/20720		
50139618050	PZ-100-SS	EPA 353.2	WETA/20720		
50139618051	PZ-100-SD	EPA 353.2	WETA/20720		
50139618052	PZ-100-SD Dup	EPA 353.2	WETA/20720		
50139618006	PZ-105-SS	EPA 365.1	WETA/20465	EPA 365.1	WETA/20467
50139618007	PZ-104-SD	EPA 365.1	WETA/20465	EPA 365.1	WETA/20467
50139618008	PZ-104-SS	EPA 365.1	WETA/20465	EPA 365.1	WETA/20467
50139618009	PZ-106-SD	EPA 365.1	WETA/20465	EPA 365.1	WETA/20467
50139618010	PZ-106-SD Dup	EPA 365.1	WETA/20465	EPA 365.1	WETA/20467
50139618011	PZ-106-SS	EPA 365.1	WETA/20465	EPA 365.1	WETA/20467
50139618012	PZ-205-SS	EPA 365.1	WETA/20535	EPA 365.1	WETA/20540
50139618014	PZ-202-SS	EPA 365.1	WETA/20541	EPA 365.1	WETA/20545
50139618015	PZ-201A-SS	EPA 365.1	WETA/20541	EPA 365.1	WETA/20545
50139618016	PZ-116-SS	EPA 365.1	WETA/20541	EPA 365.1	WETA/20545
50139618017	LCS-5A	EPA 365.1	WETA/20541	EPA 365.1	WETA/20545
50139618018	PZ-101-SS	EPA 365.1	WETA/20541	EPA 365.1	WETA/20545
50139618019	PZ-102R-SS	EPA 365.1	WETA/20541	EPA 365.1	WETA/20545
50139618020	PZ-107-SS	EPA 365.1	WETA/20541	EPA 365.1	WETA/20545
50139618022	PZ-212-SD	EPA 365.1	WETA/20597	EPA 365.1	WETA/20603
50139618023	PZ-212-SS	EPA 365.1	WETA/20597	EPA 365.1	WETA/20603
50139618024	MW-1204	EPA 365.1	WETA/20597	EPA 365.1	WETA/20603
50139618025	MW-1204 Dup	EPA 365.1	WETA/20597	EPA 365.1	WETA/20603
50139618026	PZ-203-SS	EPA 365.1	WETA/20597	EPA 365.1	WETA/20603
50139618027	LCS-6B	EPA 365.1	WETA/20597	EPA 365.1	WETA/20603
50139618030	FB @ PZ-103-SS	EPA 365.1	WETA/20606	EPA 365.1	WETA/20610
50139618031	PZ-103-SS	EPA 365.1	WETA/20606	EPA 365.1	WETA/20610
50139618032	PZ-200-SS	EPA 365.1	WETA/20606	EPA 365.1	WETA/20610
50139618037	PZ-206-SS	EPA 365.1	WETA/20606	EPA 365.1	WETA/20610
50139618038	PZ-115-SS	EPA 365.1	WETA/20647	EPA 365.1	WETA/20651
50139618039	PZ-114-AS	EPA 365.1	WETA/20647	EPA 365.1	WETA/20651

This report shall not be reproduced, except in full,
without the written consent of Pace Analytical Services, Inc..

Pace Analytical®
www.pacelabs.com

Pace Analytical Services, Inc.
Not NELAP Accredited
4860 Blazer Parkway
Dublin, OH 43017
(614)486-5421

Pace Analytical Services, Inc.
7726 Moller Road
Indianapolis, IN 46268
(317)228-3100

QUALITY CONTROL DATA CROSS REFERENCE TABLE

Project: Bridgeton Landfill 1Q 2016
Pace Project No.: 50139618

Lab ID	Sample ID	QC Batch Method	QC Batch	Analytical Method	Analytical Batch
50139618047	PZ-111-SD	EPA 365.1	WETA/20647	EPA 365.1	WETA/20651
50139618048	PZ-109-SS	EPA 365.1	WETA/20647	EPA 365.1	WETA/20651
50139618049	PZ-110-SS	EPA 365.1	WETA/20647	EPA 365.1	WETA/20651
50139618050	PZ-100-SS	EPA 365.1	WETA/20647	EPA 365.1	WETA/20651
50139618051	PZ-100-SD	EPA 365.1	WETA/20647	EPA 365.1	WETA/20651
50139618052	PZ-100-SD Dup	EPA 365.1	WETA/20647	EPA 365.1	WETA/20651
50139618006	PZ-105-SS	SM 4500-NH3 G	WETA/20503		
50139618007	PZ-104-SD	SM 4500-NH3 G	WETA/20503		
50139618008	PZ-104-SS	SM 4500-NH3 G	WETA/20503		
50139618009	PZ-106-SD	SM 4500-NH3 G	WETA/20503		
50139618010	PZ-106-SD Dup	SM 4500-NH3 G	WETA/20503		
50139618011	PZ-106-SS	SM 4500-NH3 G	WETA/20503		
50139618012	PZ-205-SS	SM 4500-NH3 G	WETA/20503		
50139618014	PZ-202-SS	SM 4500-NH3 G	WETA/20503		
50139618015	PZ-201A-SS	SM 4500-NH3 G	WETA/20503		
50139618016	PZ-116-SS	SM 4500-NH3 G	WETA/20503		
50139618017	LCS-5A	SM 4500-NH3 G	WETA/20503		
50139618018	PZ-101-SS	SM 4500-NH3 G	WETA/20503		
50139618019	PZ-102R-SS	SM 4500-NH3 G	WETA/20503		
50139618020	PZ-107-SS	SM 4500-NH3 G	WETA/20503		
50139618022	PZ-212-SD	SM 4500-NH3 G	WETA/20618		
50139618023	PZ-212-SS	SM 4500-NH3 G	WETA/20618		
50139618024	MW-1204	SM 4500-NH3 G	WETA/20618		
50139618025	MW-1204 Dup	SM 4500-NH3 G	WETA/20618		
50139618026	PZ-203-SS	SM 4500-NH3 G	WETA/20618		
50139618027	LCS-6B	SM 4500-NH3 G	WETA/20618		
50139618030	FB @ PZ-103-SS	SM 4500-NH3 G	WETA/20618		
50139618031	PZ-103-SS	SM 4500-NH3 G	WETA/20618		
50139618032	PZ-200-SS	SM 4500-NH3 G	WETA/20618		
50139618037	PZ-206-SS	SM 4500-NH3 G	WETA/20618		
50139618038	PZ-115-SS	SM 4500-NH3 G	WETA/20618		
50139618039	PZ-114-AS	SM 4500-NH3 G	WETA/20618		
50139618047	PZ-111-SD	SM 4500-NH3 G	WETA/20618		
50139618048	PZ-109-SS	SM 4500-NH3 G	WETA/20618		
50139618049	PZ-110-SS	SM 4500-NH3 G	WETA/20618		
50139618050	PZ-100-SS	SM 4500-NH3 G	WETA/20618		
50139618051	PZ-100-SD	SM 4500-NH3 G	WETA/20618		
50139618052	PZ-100-SD Dup	SM 4500-NH3 G	WETA/20618		
50139618006	PZ-105-SS	SM 5310C	WETA/20631		
50139618007	PZ-104-SD	SM 5310C	WETA/20631		
50139618008	PZ-104-SS	SM 5310C	WETA/20631		
50139618009	PZ-106-SD	SM 5310C	WETA/20631		
50139618010	PZ-106-SD Dup	SM 5310C	WETA/20631		
50139618011	PZ-106-SS	SM 5310C	WETA/20631		
50139618012	PZ-205-SS	SM 5310C	WETA/20631		
50139618014	PZ-202-SS	SM 5310C	WETA/20631		
50139618015	PZ-201A-SS	SM 5310C	WETA/20631		

REPORT OF LABORATORY ANALYSIS

This report shall not be reproduced, except in full,
without the written consent of Pace Analytical Services, Inc..

Pace Analytical Services, Inc.
Not NELAP Accredited
4860 Blazer Parkway
Dublin, OH 43017
(614)486-5421

Pace Analytical Services, Inc.
7726 Moller Road
Indianapolis, IN 46268
(317)228-3100

QUALITY CONTROL DATA CROSS REFERENCE TABLE

Project: Bridgeton Landfill 1Q 2016
Pace Project No.: 50139618

Lab ID	Sample ID	QC Batch Method	QC Batch	Analytical Method	Analytical Batch
50139618016	PZ-116-SS	SM 5310C	WETA/20631		
50139618017	LCS-5A	SM 5310C	WETA/20631		
50139618018	PZ-101-SS	SM 5310C	WETA/20631		
50139618019	PZ-102R-SS	SM 5310C	WETA/20631		
50139618020	PZ-107-SS	SM 5310C	WETA/20682		
50139618022	PZ-212-SD	SM 5310C	WETA/20682		
50139618023	PZ-212-SS	SM 5310C	WETA/20682		
50139618024	MW-1204	SM 5310C	WETA/20682		
50139618025	MW-1204 Dup	SM 5310C	WETA/20682		
50139618026	PZ-203-SS	SM 5310C	WETA/20682		
50139618027	LCS-6B	SM 5310C	WETA/20682		
50139618030	FB @ PZ-103-SS	SM 5310C	WETA/20682		
50139618031	PZ-103-SS	SM 5310C	WETA/20682		
50139618032	PZ-200-SS	SM 5310C	WETA/20682		
50139618037	PZ-206-SS	SM 5310C	WETA/20682		
50139618038	PZ-115-SS	SM 5310C	WETA/20682		
50139618039	PZ-114-AS	SM 5310C	WETA/20682		
50139618047	PZ-111-SD	SM 5310C	WETA/20682		
50139618048	PZ-109-SS	SM 5310C	WETA/20682		
50139618049	PZ-110-SS	SM 5310C	WETA/20682		
50139618050	PZ-100-SS	SM 5310C	WETA/20682		
50139618051	PZ-100-SD	SM 5310C	WETA/20682		
50139618052	PZ-100-SD Dup	SM 5310C	WETA/20682		

This report shall not be reproduced, except in full,
without the written consent of Pace Analytical Services, Inc..

Pace Analytical

CHAIN-OF-CUSTODY / Analytical Request Document

The Chain-of-Custody is a LEGAL DOCUMENT. All relevant fields must be completed accurately.

Page : 1 Of 1

Section A – Required Client Information:		Section B – Required Project Information:		Section C – Invoice Information:	
Company:	Republic Services - Missouri Landfills	Report To:	Jon Wilkinson	Attention:	
Address:	3405 Hollenberg Drive	Copy To:		Company Name:	
Bridgeton, MO 63044				Address:	
Email:	jwilkinson@feezorengineering.com	Purchase Order #:		Pace Quote:	
Phone:	(636)578-8635 Fax:	Project Name:	Bridgeton Landfill 1Q 2016 Split Sampling	Pace Project Manager:	chris.boyle@pacelabs.com,
Requested Due Date:		Project #:		Pace Profile #:	4762

Regulatory Agency

State / Location: MO

ITEM #	SAMPLE ID One Character per box. (A-Z, 0-9 / , -) Sample Ids must be unique	MATRIX CODE (see valid codes to left)	SAMPLE TYPE (G=GRAB C=COMP)	COLLECTED START DATE	COLLECTED START TIME	COLLECTED END DATE	COLLECTED END TIME	SAMPLE TEMP AT COLLECTION	# OF CONTAINERS	Preservatives: Unpreserved	H2SO4	HNO3	HCl	NaOH	Na2S2O3	Methanol	Other	Analyses Test Y/N	VOCs	NH3,COD,NO2/NO3,T. Phos.	TOC (total organic carbon)	Chloride,fluoride,sulfate,TDS	Total Metals, Hardness	Semivolatiles - Low Volume	Semivolatiles	Residual Chlorine (Y/N)	50139618
1	MO-1-SDR	WT	G	2/29/2016	1220			NA	10	5	1	1	3						X	X	X	X	X	X	X		001
2	MO-1-SS			2/29/2016	1600			NA	10	5	1	1	3						X	X	X	X	X	X	X		002
3	MO-3-SS			3/1/2016	1215			NA	10	5	1	1	3						X	X	X	X	X	X	X		003
4	MO-3-SD			3/1/2016	1530			NA	10	5	1	1	3						X	X	X	X	X	X	X		004
5	MO-2-SD			3/2/2016	1154			NA	10	5	1	1	3						X	X	X	X	X	X	X		005
6																											
7																											
8																											
9																											
10																											
11																											
12																											

MATRIX CODE: Drinking Water DW; Water WT; Waste Water WW; Product P; Soil/Solid SL; Oil OL; Wipe WP; Air AR; Other OT; Tissue TS

ADDITIONAL COMMENTS	RELINQUISHED BY / AFFILIATION	DATE	TIME	ACCEPTED BY / AFFILIATION	DATE	TIME	SAMPLE CONDITIONS: TEMP in C	Received on Ice (Y/N)	Custody Sealed Cooler (Y/N)	Samples Intact (Y/N)
				FedEx # 8045 0351 3213	3/2/2016	1695	1.7			
	FedEx. Vee 3-3-16			Kathy Eck / Pace	3/3/16	0840	0.4	X	X	X
							0.6			
							0.9			
							2.3			

SAMPLER NAME AND SIGNATURE

PRINT Name of SAMPLER:

SIGNATURE of SAMPLER: DATE Signed:

Page 021 of 414

Pace Analytical

CHAIN-OF-CUSTODY / Analytical Request Document

The Chain-of-Custody is a LEGAL DOCUMENT. All relevant fields must be completed accurately.

(2)

Page : 1 Of 1

Section A Required Client Information:		Section B Required Project Information:		Section C Invoice Information:	
Company:	Republic Services - Missouri Landfills	Report To:	Jon Wilkinson	Attention:	
Address:	3405 Hollenberg Drive	Copy To:		Company Name:	
Bridgeton, MO 63044				Address:	
Email:	jwilkinson@feezorengineering.com	Purchase Order #:		Pace Quote:	
Phone:	(636)578-8635 Fax:	Project Name:	Bridgeton Landfill 1Q 2016 Split Sampling	Pace Project Manager:	chris.boyle@pacelabs.com,
Requested Due Date:		Project #:		Pace Profile #:	4762

Regulatory Agency

State / Location: MO

Requested Analysis Filtered (Y/N)

ITEM #	SAMPLE ID (One Character per box. (A-Z, 0-9 / , -) Sample Ids must be unique)	MATRIX CODE (see valid codes to left)	SAMPLE TYPE (G=GRAB C=COMP)	COLLECTED START DATE	COLLECTED START TIME	COLLECTED END DATE	COLLECTED END TIME	SAMPLE TEMP AT COLLECTION °C	# OF CONTAINERS	Unpreserved	H2SO4	HNO3	HCl	NaOH	Na2S2O3	Methanol	Other	Analyses Test Y/N	VOC's	NH3,COD,NO2/NO3,T. Phos.	TOC (total organic carbon)	Chloride,fluoride,sulfate, TDS	Total Metals, Hardness	Semivolatiles - Low Volume	Semivolatiles	Residual Chlorine (Y/N)	50139618
1	PZ-105-SS	WT	G	3/1/2016	0950			17	80	5	1	1	3						X	X	X	X	X	X	X		006
2	PZ-104-SD			3/1/2016	1258			26	10	5	1	1	3						X	X	X	X	X	X	X		007
3	PZ-104-SS			3/1/2016	1500			26	10	5	1	1	3						X	X	X	X	X	X	X		008
4	PZ-106-SD			3/2/2016	0850			22	10	5	1	1	3						X	X	X	X	X	X	X		009
5	PZ-106-SD DJP			3/2/2016	0850			22	10	5	1	1	3						X	X	X	X	X	X	X		010
6	PZ-106-SS			3/2/2016	1110			22	10	5	1	1	3						X	X	X	X	X	X	X		011
7	PZ-205-SS			3/2/2016	1435			18	10	5	1	1	3						X	X	X	X	X	X	X		012
8	Trip Blank #1			3/2/2016	~~N/A~~			4A	3				3						X								013
9																											
10																											
11																											
12																											

ADDITIONAL COMMENTS	RELINQUISHED BY / AFFILIATION	DATE	TIME	ACCEPTED BY / AFFILIATION	DATE	TIME	SAMPLE CONDITIONS: TEMP in C	Received on Ice (Y/N)	Custody Sealed Cooler (Y/N)	Samples Intact (Y/N)
	[signature] / FEI	3/2/16	1645	Fed Ex # 8065 0351 3213	3/2/16	1645	1.7			
	Fed Ex. Yes 3-3-16			Kathy Eck / Pace	3/3/16	0840	0.4	Y	Y	Y
							0.6			
							0.9			
							2.3			

SAMPLER NAME AND SIGNATURE

PRINT Name of SAMPLER: Jon Wilkinson

SIGNATURE of SAMPLER: [signature]

DATE Signed: 3/2/2016

Pace Analytical

CHAIN-OF-CUSTODY / Analytical Request Document

The Chain-of-Custody is a LEGAL DOCUMENT. All relevant fields must be completed accurately.

Page : 1 of 1

Section A — Required Client Information:

Company:	Republic Services - Missouri Landfills
Address:	3405 Hollenberg Drive
	Bridgeton, MO 63044
Email:	jwilkinson@feezorengineering.com
Phone: (636)578-8635	Fax:
Requested Due Date:	

Section B — Required Project Information:

Report To:	Jon Wilkinson
Copy To:	
Purchase Order #:	
Project Name:	Bridgeton Landfill 1Q 2016 Split Sampling
Project #:	

Section C — Invoice Information:

Attention:	
Company Name:	
Address:	
Pace Quote:	
Pace Project Manager:	chris.boyle@pacelabs.com,
Pace Profile #:	4762

Regulatory Agency

State / Location: MO

Requested Analysis Filtered (Y/N)

ITEM #	SAMPLE ID (One Character per box. (A-Z, 0-9 / , -) Sample Ids must be unique)	MATRIX CODE (see valid codes to left)	SAMPLE TYPE (G=GRAB C=COMP)	COLLECTED START DATE	COLLECTED START TIME	COLLECTED END DATE	COLLECTED END TIME	SAMPLE TEMP AT COLLECTION °C	# OF CONTAINERS	Preservatives: Unpreserved	H2SO4	HNO3	HCl	NaOH	Na2S2O3	Methanol	Other	Analyses Test Y/N	VOC's	NH3,COD,NO2/NO3,T. Phos.	TOC (total organic carbon)	Chloride,fluoride,sulfate,TDS	Total Metals, Hardness	Semivolatiles - Low Volume	Semivolatiles	Residual Chlorine (Y/N)	50139618
1	PZ-202-SS	WT	G	3/3/2016	0855			15	10	5	2	1	3					X	X	X	X	X	X	X			014
2	PZ-201A-SS			3/3/2016	1108			16	10	5	1	1	3					X	X	X	X	X	X	X			015
3	PZ-116-SS			3/3/2016	1400			21	8	3	1	1	3					X	X	X	X	X	X	X			016
4	LCS-SA			3/3/2016	1550			30	8	6	1	1	3					X	X	X	X	X	X	X			017
5	PZ-101-SS			3/4/2016	0900			24	8	3	1	1	3					X	X	X	X	X	X	X			018
6	PZ-102R-SS			3/4/2016	1110			16	8	3	1	1	3					X	X	X	X	X	X	X			019
7	PZ-107-SS			3/4/2016	1430			15	8	3	1	1	3					X	X	X	X	X	X	X			020
8	Trip Blank #2			3/4/2016	NA		NA	NA	3				3					X									021
9																											
10																											
11																											
12																											

ADDITIONAL COMMENTS	RELINQUISHED BY / AFFILIATION	DATE	TIME	ACCEPTED BY / AFFILIATION	DATE	TIME	SAMPLE CONDITIONS			
	IFEE	3/4/16	1645	Fed Ex # 8005 0351 3224	3/4/16	1645	0.7			
	FEDEX-BAS	3-5-16	1130	Brian Stich / PACE	3-5-16	1130	1.1	Y	Y	Y

SAMPLER NAME AND SIGNATURE

PRINT Name of SAMPLER: Jonathan Wilkinson

SIGNATURE of SAMPLER: [signature]

DATE Signed: 3/4/2016

TEMP in C	Received on Ice (Y/N)	Custody Sealed Cooler (Y/N)	Samples Intact (Y/N)

Pace Analytical

CHAIN-OF-CUSTODY / Analytical Request Document

The Chain-of-Custody is a LEGAL DOCUMENT. All relevant fields must be completed accurately.

Page : 1 of 1

Section A – Required Client Information:		Section B – Required Project Information:		Section C – Invoice Information:	
Company:	Republic Services - Missouri Landfills	Report To:	Jon Wilkinson	Attention:	
Address:	3405 Hollenberg Drive	Copy To:		Company Name:	
	Bridgeton, MO 63044			Address:	Regulatory Agency
Email:	jwilkinson@feezorengineering.com	Purchase Order #:		Pace Quote:	
Phone:	(636) 578-6635 Fax	Project Name:	Bridgeton Landfill 1Q 2016 Split Sampling	Pace Project Manager:	chris.boyle@pacelabs.com, State / Location
Requested Due Date:		Project #:		Pace Profile #:	4762 MO

ITEM #	SAMPLE ID (One Character per box. (A-Z, 0-9 / , -) Sample Ids must be unique)	MATRIX CODE (see valid codes to left)	SAMPLE TYPE (G=GRAB C=COMP)	COLLECTED START DATE	START TIME	END DATE	END TIME	SAMPLE TEMP AT COLLECTION °C	# OF CONTAINERS	Preservatives: Unpreserved	H2SO4	HNO3	HCl	NaOH	Na2S2O3	Methanol	Other	Analyses Test Y/N	VOC's	NH3,COD,NO2/NO3,T. Phos.	TOC (total organic carbon)	Chloride,fluoride,sulfate,TDS	Total Metals, Hardness	Semivolatiles - Low Volume	Semivolatiles	Residual Chlorine (Y/N)	501896 18
1	PZ-212-SD	WT	G	3/7/2016	0842			14	8	3	1	1	3						X	X	X	X	X	X	X		022
2	PZ-212-SS			3/7/2016	1005			14	8	3	1	1	3						X	X	X	X	X	X	X		023
3	MW-1204			3/7/2016	1255			22	9	6	1	1							X	X	X	X	X	X	X		VOAs unpreserved 024
4	MW-1204 DUP			3/7/2016	1255			22	8	6	1	1							X	X	X	X	X	X	X		headspace 025
5	PZ-203-SS			3/7/2016	1439			17	8	3	1	1	3						X	X	X	X	X	X	X		026
6	LCS-6B			3/7/2016	1610			NA	7	5	1	1							X	X	X		X	X	X		VOAs unpreserved 027
7	LCS-6A			3/8/2016	0800			19	1	1												X					028
8	LCS-4B			3/8/2016	0845			NA	5	2			3						X					X	X		029
9	FB@PZ-103-SS			3/8/2016	0925			NA	7	3	1	1	2						X	X	X	X	X	X	X		2 VOAs 030
10	PZ-103-SS			3/8/2016	1015			26	8	3	1	1	3						X	X	X	X	X	X	X		031
11	PZ-200-SS			3/8/2016	1255			17	8	3	1	1	3						X	X	X	X	X	X	X		032
12	Trip Blank #3			3/8/2016	—			NA	3				3						X								033

ADDITIONAL COMMENTS	RELINQUISHED BY / AFFILIATION	DATE	TIME	ACCEPTED BY / AFFILIATION	DATE	TIME	SAMPLE CONDITIONS
	Jon Wilkinson / Feezor Engineering, Inc.	3/8/2016	1615	Fedex # 8065 0351 8202	3/8/2016	1615	
	FedEx				3/8/16	0354	1.1 / 1.9

SAMPLER NAME AND SIGNATURE

PRINT Name of SAMPLER: Jonathan Wilkinson

SIGNATURE of SAMPLER: DATE Signed: 3/8/2016

TEMP in C	Received on Ice (Y/N)	Custody Sealed Cooler (Y/N)	Samples Intact (Y/N)

Page 24 of 414

Pace Analytical

CHAIN-OF-CUSTODY / Analytical Request Document

The Chain-of-Custody is a LEGAL DOCUMENT. All relevant fields must be completed accurately.

Page : 1 of 2

Section A — Required Client Information:

Company:	Republic Services - Missouri Landfills
Address:	3405 Hollenberg Drive
	Bridgeton, MO 63044
Email:	jwilkinson@feazorengineering.com
Phone:	(636)578-8635 Fax
Requested Due Date:	

Section B — Required Project Information:

Report To:	Jon Wilkinson
Copy To:	
Purchase Order #:	
Project Name:	Bridgeton Landfill 1Q 2016 Split Sampling
Project #:	

Section C — Invoice Information:

Attention:	
Company Name:	
Address:	
Pace Quote:	
Pace Project Manager:	chris.boyle@pacelabs.com,
Pace Profile #:	4762

Regulatory Agency: —

State / Location: MO

SAMPLE ID — One Character per box. (A-Z, 0-9 / , -) Sample Ids must be unique

MATRIX CODE: Drinking Water DW; Water WT; Waste Water WW; Product P; Soil/Solid SL; Oil OL; Wipe WP; Air AR; Other OT; Tissue TS

ITEM #	SAMPLE ID	MATRIX CODE	SAMPLE TYPE	COLLECTED START DATE	COLLECTED START TIME	COLLECTED END DATE	COLLECTED END TIME	SAMPLE TEMP AT COLLECTION	# OF CONTAINERS	Preservatives: Unpreserved	H2SO4	HNO3	HCl	NaOH	Na2S2O3	Methanol	Other	Analyses Test Y/N	VOC's	NH3,COD,NO2/NO3,T. Phos	TOC (total organic carbon)	Chloride,fluoride,sulfate,TDS	Total Metals, Hardness	Semivolatiles - Low Volume	Semivolatiles	Residual Chlorine (Y/N)	
1	LCS-1D	WT	G	3/8/2016	1440			MT	2										X	X	X	X	X	X	X	50139618 Dry 034
2	LCS-2D			3/8/2016	1450			MT	2																	Dry 035
3	LCS-3D			3/8/2016	1445			MT	2																	Dry 036
4	PZ-206-SS			3/9/2016	0840			12	9	3	1	1	3						X	X	X	X	X	X	X	037
5	PZ-115-SS			3/9/2016	1036			16	7	1	2	1	3						X	X	X	X	X			038
6	PZ-114-AS			3/9/2016	1100			14	7	1	2	1	3						X	X	X	X	X			039
7	PZ-209-SD			3/9/2016	1230			17	8	0	2	2	3						X	X	X	X	X			3 containers HNO3 pres only
8	PZ-209-SS			3/9/2016	1300			15	3				3						X							041
9	PZ-211-SD			3/9/2016	1339			15	3				3						X							042
10	PZ-211-SS			3/9/2016	1412			15	3				3						X							043
11	PZ-104-ICS			3/9/2016	1443			25	3				3						X							044
12	PZ-210-SD			3/9/2016	1523			16	3				3						X							045

Requested Analysis Filtered (Y/N)

ADDITIONAL COMMENTS	RELINQUISHED BY / AFFILIATION	DATE	TIME	ACCEPTED BY / AFFILIATION	DATE	TIME	SAMPLE CONDITIONS			
	Jon Wilkinson / FEZ	3/10/16	1530	FedEx # 8065 0351 3176	3/10/16	1530				
					3/10/16	0850	1.4	Y	Y	Y

SAMPLER NAME AND SIGNATURE

PRINT Name of SAMPLER: Jonathan Wilkinson

SIGNATURE of SAMPLER: [signature]

DATE Signed: 3/10/2016

TEMP in C	Received on Ice (Y/N)	Custody Sealed Cooler (Y/N)	Samples Intact (Y/N)

Pace Analytical

CHAIN-OF-CUSTODY / Analytical Request Document

The Chain-of-Custody is a LEGAL DOCUMENT. All relevant fields must be completed accurately.

Section A Required Client Information:		Section B Required Project Information:		Section C Invoice Information:	
Company:	Republic Services - Missouri Landfills	Report To:	Jon Wilkinson	Attention:	
Address:	3405 Hollenberg Drive	Copy To:		Company Name:	
	Bridgeton, MO 63044			Address:	
Email:	jwilkinson@feezorengineering.com	Purchase Order #:		Pace Quote:	
Phone:	(636)578-8635 Fax:	Project Name:	Bridgeton Landfill 1Q 2016 Split Sampling	Pace Project Manager:	chris.boyle@pacelabs.com,
Requested Due Date:		Project #:		Pace Profile #:	4762

Regulatory Agency

State / Location: MO

Requested Analysis Filtered (Y/N)

ITEM #	SAMPLE ID (One Character per box. (A-Z, 0-9 / , -) Sample Ids must be unique)	MATRIX CODE (see valid codes to left)	SAMPLE TYPE (G=GRAB C=COMP)	COLLECTED START DATE	COLLECTED START TIME	COLLECTED END DATE	COLLECTED END TIME	SAMPLE TEMP AT COLLECTION °C	# OF CONTAINERS	Preservatives: Unpreserved	H2SO4	HNO3	HCl	NaOH	Na2S2O3	Methanol	Other	Analyses Test Y/N	VOC's	NH3,COD,NO2/NO3,T. Phos.	TOC (total organic carbon)	Chloride,fluoride,sulfate,TDS	Total Metals, Hardness	Semivolatiles - Low Volume	Semivolatiles	Residual Chlorine (Y/N)	50139618
1	PZ-210-SS	WT	G	3/9/2016	1354			16	3				3						X	X	X	X	X	X	X		046
2	PZ-111-SD			3/9/2016	1644			17	7	1	2	1	3						X	X	X	X	X	X	X		047
3	PZ-109-SS			3/10/2016	0927			19	7	1	2	1	3						X	X	X	X	X	X	X		048
4	PZ-110-SS			3/10/2016	1009			14	7	1	2	1	3						X	X	X	X	X	X	X		049
5	PZ-100-SS			3/10/2016	1046			16	7	1	2	1	3						X	X	X	X	X	X	X		050
6	PZ-100-SD			3/10/2016	1115			16	7	1	2	1	3						X	X	X	X	X	X	X		051
7	PZ-100-SD DUP			3/10/2016	1115			16	7	1	2	1	3						X	X	X	X	X	X	X		052
8	Trip Blank #4			3/10/2016	—			NA	3				3						X								053
9																											
10																											
11																											
12																											

ADDITIONAL COMMENTS	RELINQUISHED BY / AFFILIATION	DATE	TIME	ACCEPTED BY / AFFILIATION	DATE	TIME	SAMPLE CONDITIONS
	Jon Wilkinson / FEE	3/10/2016	1530	FedEx #8065 0351 3176	3/10/16	1530	
	FEDEX				3/10/16	0830	1-4 Y Y Y

SAMPLER NAME AND SIGNATURE

PRINT Name of SAMPLER: Jonathan Wilkinson

SIGNATURE of SAMPLER: DATE Signed: 3/10/2016

TEMP In C | Received on Ice (Y/N) | Custody Sealed Cooler (Y/N) | Samples Intact (Y/N)

Sample Condition Upon Receipt

Pace Analytical

Client Name: Republic Svcs. Project # 50134618

Courier: ☑ Fed Ex ☐ UPS ☐ USPS ☐ Client ☐ Commercial ☐ Pace Other _____

Tracking #: Master# 806503513213

Custody Seal on Cooler/Box Present: ☑ yes ☐ no Seals intact: ☑ yes ☐ no

Date/Time 5035A kits placed in freezer: _____

Packing Material: ☐ Bubble Wrap ☑ Bubble Bags ☐ None ☐ Other _____

Thermometer (1) 2 3 4 5 6 A B C D E F Type of Ice: (Wet) Blue None ☐ Samples on ice, cooling process has begun

Cooler Temperature (Initial/Corrected) 1.7/1.7c, 0.4/0.4c, 0.6c/0.6c, 0.9c/0.9c, 2.3c/2.3c

Ice Visible in Sample Containers: ☐ yes ☑ no

Temp should be above freezing to 6°C

Comments:

Date and Initials of person examining contents: KDE 3-3-16

Are samples from West Virginia?	☐Yes	☑No		1.
Document any containers out of temp.				
Chain of Custody Present:	☑Yes	☐No	☐N/A	2.
Chain of Custody Filled Out:	☑Yes	☐No	☐N/A	3.
Chain of Custody Relinquished:	☑Yes	☐No	☐N/A	4. See last only on page 2
Sampler Name & Signature on COC:	☑Yes	☐No	☐N/A	5.
Short Hold Time Analysis (<72hr):	☐Yes	☑No	☐N/A	6.
Rush Turn Around Time Requested:	☐Yes	☑No	☐N/A	7.
Containers Intact:	☑Yes	☐No	☐N/A	8.
Sample Labels match COC:	☑Yes	☐No	☐N/A	9.
-Includes date/time/ID/Analysis				
All containers needing acid/base pres. have been checked?	☑Yes	☐No	☐N/A	10 (Circle) HNO3 H2SO4 NaOH NaOH/ZnAc
exceptions: VOA, coliform, TOC, O&G				
All containers needing preservation are found to be in compliance with EPA recommendation (<2, >9, >12) unless otherwise noted.				
Residual Chlorine Check (SVOC 625 Pest/PCB 608)				11. Present Absent
Residual Chlorine Check (Total/Amenable/Free Cyanide)				12. Present Absent
Headspace in VOA Vials (>6mm):	☐Yes	☑No	☐N/A	13
Headspace Wisconsin Sulfide	☐Yes	☐No		14
Trip Blank Present:	☑Yes	☐No	☐N/A	15
Trip Blank Custody Seals Present	☑Yes	☐No	☐N/A	
Project Manager Review				
Samples Arrived within Hold Time:	☑Yes	☐No	☐N/A	15.
Sufficient Volume:	☑Yes	☐No	☐N/A	16.
Correct Containers Used:	☑Yes	☐No	☐N/A	17.

Field Data Required? Y / N

Client Notification/ Resolution:

Person Contacted: _____ Date/Time: _____

Comments/ Resolution:

Project Manager Review: _____ Date: 3-3-16

Form F-IN-Q-290-rev.09, 13Oct2015

Sample Condition Upon Receipt

Pace Analytical Client Name: Rep. Services Project # 50139618

Courier: ☒ Fed Ex ☐ UPS ☐ USPS ☐ Client ☐ Commercial ☐ Pace Other _____

Tracking #: 806503513224

Custody Seal on Cooler/Box Present: ☒ yes ☐ no Seals Intact: ☒ yes ☐ no

Date/Time 5035A kits placed in freezer: _____

Packing Material: ☐ Bubble Wrap ☒ Bubble Bags ☐ None ☐ Other _____

Thermometer 1 2 3 4 5 6 A B C D E F Type of Ice: (Wet) Blue None ☐ Samples on Ice, cooling process has begun

Cooler Temperature (Initial/Corrected) 0.7/0.7, 1.1/1.1 °C Ice Visible in Sample Containers: ☐ yes ☒ no

Temp should be above freezing to 6°C

Comments:

Date and Initials of person examining contents: 3-5-16 BAS

Are samples from West Virginia? Document any containers out of temp.	☐Yes	☒No	1.
Chain of Custody Present:	☒Yes	☐No ☐N/A	2.
Chain of Custody Filled Out:	☒Yes	☐No ☐N/A	3.
Chain of Custody Relinquished:	☒Yes	☐No ☐N/A	4.
Sampler Name & Signature on COC:	☒Yes	☐No ☐N/A	5.
Short Hold Time Analysis (<72hr):	☐Yes	☒No ☐N/A	6.
Rush Turn Around Time Requested:	☐Yes	☒No ☐N/A	7.
Containers Intact:	☒Yes	☐No ☐N/A	8.
Sample Labels match COC: -Includes date/time/ID/Analysis	☒Yes	☐No ☐N/A	9. COC says NO HCl cont for LCS-SA. REC (3) DG9H
All containers needing acid/base pres. have been checked? exceptions: VOA, coliform, TOC, O&G All containers needing preservation are found to be in compliance with EPA recommendation (<2, >9, >12) unless otherwise noted.	☒Yes	☐No ☐N/A	10 (Circle) (HNO3) H2SO4 NaOH NaOH/ZnAc
Residual Chlorine Check (SVOC 625 Pest/PCB 608)			11. Present (Absent)
Residual Chlorine Check (Total/Amenable/Free Cyanide)			12. Present Absent
Headspace in VOA Vials (>6mm):	☐Yes	☒No ☐N/A	13 LCS-SA all 3 VOAs
Headspace Wisconsin Sulfide	☐Yes	☐No	14
Trip Blank Present:	☒Yes	☐No ☐N/A	15
Trip Blank Custody Seals Present	☒Yes	☐No ☐N/A	
Project Manager Review			
Samples Arrived within Hold Time:	☒Yes	☐No ☐N/A	15.
Sufficient Volume:	☒Yes	☐No ☐N/A	16.
Correct Containers Used:	☒Yes	☐No ☐N/A	17.

Client Notification/ Resolution: Field Data Required? Y / N

Person Contacted: J. Wilkinson Date/Time: 3-10 09:14

Comments/ Resolution:

Project Manager Review: _____ Date: 3-10-16

Form F-IN-Q-290-rev.09, 13Oct2015

Sample Condition Upon Receipt

Pace Analytical

Client Name: Republic Bridgeville Project # 50139618

Courier: ☑ Fed Ex ☐ UPS ☐ USPS ☐ Client ☐ Commercial ☐ Pace Other

Tracking #: 8065 0351 3202

Custody Seal on Cooler/Box Present: ☑ yes ☐ no Seals Intact: ☑ yes ☐ no

Date/Time 5035A kits placed in freezer

Packing Material: ☐ Bubble Wrap ☑ Bubble Bags ☐ None ☐ Other

Thermometer 1 2 3 4 5 6 ~~A~~ B C D E F Type of Ice: ~~Wet~~ Blue None ☐ Samples on ice, cooling process has begun

Cooler Temperature 1.4, 1.1 / 1.4 1.1 (Initial/Corrected) Ice Visible in Sample Containers: ☐ yes ☑ no

Temp should be above freezing to 6°C

Date and Initials of person examining contents: [illegible] 3/9/16

		Comments:
Are samples from West Virginia? Document any containers out of temp.	☐Yes ☑No	1.
Chain of Custody Present:	☑Yes ☐No ☐N/A	2.
Chain of Custody Filled Out:	☑Yes ☐No ☐N/A	3.
Chain of Custody Relinquished:	☑Yes ☐No ☐N/A	4.
Sampler Name & Signature on COC:	☑Yes ☐No ☐N/A	5.
Short Hold Time Analysis (<72hr):	☐Yes ☑No ☐N/A	6.
Rush Turn Around Time Requested:	☐Yes ☑No ☐N/A	7.
Containers Intact:	☑Yes ☐No ☐N/A	8.
Sample Labels match COC: -Includes date/time/ID/Analysis	☑Yes ☐No ☐N/A	9.
All containers needing acid/base pres. have been checked? exceptions: VOA, coliform, TOC, O&G All containers needing preservation are found to be in compliance with EPA recommendation (<2, >9, >12) unless otherwise noted.	☑Yes ☐No ☐N/A	10 (Circle) HNO3 H2SO4 NaOH NaOH/ZnAc ~~BAS~~
Residual Chlorine Check (SVOC 625 Pest/PCB 608)		11. Present Absent
Residual Chlorine Check (Total/Amenable/Free Cyanide)		12. Present Absent
Headspace in VOA Vials (>6mm):	☑Yes ☐No ☐N/A	13 MW1204 1/3 MW1204 DUP 2/3 LCS-6B 3/3 LCS 4B 1/3
Headspace Wisconsin Sulfide	☐Yes ☐No	14
Trip Blank Present:	☑Yes ☐No ☐N/A	15
Trip Blank Custody Seals Present	☑Yes ☐No ☐N/A	
Project Manager Review		
Samples Arrived within Hold Time:	☑Yes ☐No ☐N/A	15.
Sufficient Volume:	☑Yes ☐No ☐N/A	16.
Correct Containers Used:	☑Yes ☐No ☐N/A	17.

Client Notification/ Resolution: Field Data Required? Y / N

Person Contacted: J Wilkinson Date/Time: 3-10 09:10

Comments/ Resolution:

Project Manager Review: CBB Date: 3-10-16

Form F-IN-Q-290-rev.09, 13Oct2015

Sample Condition Upon Receipt

Pace Analytical

Client Name: Bridgeton LF Project # 50139618

Courier: ☑ Fed Ex ☐ UPS ☐ USPS ☐ Client ☐ Commercial ☐ Pace Other _____

Tracking #: 8065 0351 3176

Custody Seal on Cooler/Box Present: ☑ yes ☐ no Seals intact: ☑ yes ☐ no

Date/Time 5035A kits placed in freezer _____

Packing Material: ☐ Bubble Wrap ☑ Bubble Bags ☐ None ☐ Other _____

Thermometer 1 2 3 4 5 6 ~~A~~ B C D E F Type of Ice: ~~Wet~~ Blue None ☐ Samples on Ice, cooling process has begun

Cooler Temperature (Initial/Corrected) 1.4 / 1.4 Ice Visible in Sample Containers: ☐ yes ☑ no

Temp should be above freezing to 6°C

Date and Initials of person examining contents: [illegible] 3/11/16

		Comments:
Are samples from West Virginia? Document any containers out of temp.	☐Yes ☑No	1.
Chain of Custody Present:	☑Yes ☐No ☐N/A	2.
Chain of Custody Filled Out:	☑Yes ☐No ☐N/A	3.
Chain of Custody Relinquished:	☑Yes ☐No ☐N/A	4.
Sampler Name & Signature on COC:	☑Yes ☐No ☐N/A	5.
Short Hold Time Analysis (<72hr):	☐Yes ☑No ☐N/A	6.
Rush Turn Around Time Requested:	☐Yes ☑No ☐N/A	7.
Containers Intact:	☑Yes ☐No ☐N/A	8.
Sample Labels match COC: -Includes date/time/ID/Analysis	☑Yes ☐No ☐N/A	9.
All containers needing acid/base pres. have been checked? exceptions: VOA, coliform, TOC, O&G. All containers needing preservation are found to be in compliance with EPA recommendation (<2, >9, >12) unless otherwise noted.	☑Yes ☐No ☐N/A	10 (Circle) ~~HNO3~~ ~~H2SO4~~ NaOH NaOH/ZnAc
Residual Chlorine Check (SVOC 625 Pest/PCB 608)		11. Present Absent
Residual Chlorine Check (Total/Amenable/Free Cyanide)		12. Present Absent
Headspace in VOA Vials (>6mm):	☐Yes ☑No ☐N/A	13
Headspace Wisconsin Sulfide	☐Yes ☐No	14
Trip Blank Present:	☑Yes ☐No ☐N/A	15
Trip Blank Custody Seals Present	☑Yes ☐No ☐N/A	
Project Manager Review		
Samples Arrived within Hold Time:	☐Yes ☐No ☐N/A	15.
Sufficient Volume:	☐Yes ☐No ☐N/A	16.
Correct Containers Used:	☐Yes ☐No ☐N/A	17.

Client Notification/ Resolution: Field Data Required? Y / N

Person Contacted: _____ Date/Time: _____

Comments/ Resolution: _____

Project Manager Review: _____ Date: _____

Form F-IN-Q-290-rev.09, 13Oct2015

Sample Container Count

CLIENT: Republic Svcs-

COC PAGE 1 of 2

COC ID#

Project # 5013961 8

Sample Line Item	DG9H	AG1U	WGFU	AG0U	R	4 / 6	BP2N	BP2U	BP2S	BP3N	BP3U	BP3S	AG3S	AG1H	BP3C	BP1U	SP5T	AG2U					pH ≤2	pH >9	pH>12	
1	3	2		2						1	1		1										✓			
2	↓	↓		↓						↓	↓		↓										↓			
3																										
4																										
5	↓	↓		↓						↓	↓		↓										↓			
6																										
7																										
8																										
9																										
10																										
11																										
12																										

Container Codes

DG9H	40mL HCL amber voa vial	AG0U	100mL unpreserved amber glass	BP1N	1 liter HNO3 plastic	DG9P	40mL TSP amber vial
AG1U	1liter unpreserved amber glass	AG1H	1 liter HCL amber glass	BP1S	1 liter H2SO4 plastic	DG9S	40mL H2SO4 amber vial
WGFU	4oz clear soil jar	AG1S	1 liter H2SO4 amber glass	BP1U	1 liter unpreserved plastic	DG9T	40mL Na Thio amber vial
R	terra core kit	AG1T	1 liter Na Thiosulfate amber glass	BP1Z	1 liter NaOH, Zn, Ac	DG9U	40mL unpreserved amber vial
BP2N	500mL HNO3 plastic	AG2N	500mL HNO3 amber glass	BP2A	500mL NaOH, Asc Acid plastic	SP5T	120mL Coliform Na Thiosulfate
BP2U	500mL unpreserved plastic	AG2S	500mL H2SO4 amber glass	BP2O	500mL NaOH plastic	JGFU	4oz unpreserved amber wide
BP2S	500mL H2SO4 plastic	AG2U	500mL unpreserved amber glass	BP2Z	500mL NaOH, Zn Ac	U	Summa Can
BP3N	250mL HNO3 plastic	AG3U	250mL unpreserved amber glass	AF	Air Filter	VG9H	40mL HCL clear vial
BP3U	250mL unpreserved plastic	BG1H	1 liter HCL clear glass	BP3C	250mL NaOH plastic	VG9T	40mL Na Thio. clear vial
BP3S	250mL H2SO4 plastic	BG1S	1 liter H2SO4 clear glass	BP3Z	250mL NaOH, Zn Ac plastic	VG9U	40mL unpreserved clear vial
AG3S	250mL H2SO4 glass amber	BG1T	1 liter Na Thiosulfate clear glass	C	Air Cassettes	VSG	Headspace septa vial & HCL
AG1S	1 liter H2SO4 amber glass	BG1U	1 liter unpreserved glass	DG9B	40mL Na Bisulfate amber vial	WGFX	4oz wide jar w/hexane wipe
BP1U	1 liter unpreserved plastic	BP1A	1 liter NaOH, Asc Acid plastic	DG9M	40mL MeOH clear vial	ZPLC	Ziploc Bag

Sample Container Count

CLIENT: Republic Svcs

COC PAGE 2 of 2

COC ID# _____

Project # 501396 18

Sample Line Item	DG9H	AG1U	WGFU	AG0U	R	4 / 6	BP2N	BP2U	BP2S	BP3N	BP3U	BP3S	AG3S	AG1H	BP3C	BP1U	SP5T	AG2U	pH <2	pH >9	pH>12
1	3	2		2						1	1		1						✓		
2																					
3																					
4																					
5																					
6																					
7																					
8																					
9																					
10																					
11																					
12																					

Container Codes

DG9H	40mL HCL amber voa vial	AG0U	100mL unpreserved amber glass	BP1N	1 liter HNO3 plastic	DG9P	40mL TSP amber vial
AG1U	1liter unpreserved amber glass	AG1H	1 liter HCL amber glass	BP1S	1 liter H2SO4 plastic	DG9S	40mL H2SO4 amber vial
WGFU	4oz clear soil jar	AG1S	1 liter H2SO4 amber glass	BP1U	1 liter unpreserved plastic	DG9T	40mL Na Thio amber vial
R	terra core kit	AG1T	1 liter Na Thiosulfate amber glass	BP1Z	1 liter NaOH, Zn, Ac	DG9U	40mL unpreserved amber vial
BP2N	500mL HNO3 plastic	AG2N	500mL HNO3 amber glass	BP2A	500mL NaOH, Asc Acid plastic	SP5T	120mL Coliform Na Thiosulfate
BP2U	500mL unpreserved plastic	AG2S	500mL H2SO4 amber glass	BP2O	500mL NaOH plastic	JGFU	4oz unpreserved amber wide
BP2S	500mL H2SO4 plastic	AG2U	500mL unpreserved amber glass	BP2Z	500mL NaOH, Zn Ac	U	Summa Can
BP3N	250mL HNO3 plastic	AG3U	250mL unpreserved amber glass	AF	Air Filter	VG9H	40mL HCL clear vial
BP3U	250mL unpreserved plastic	BG1H	1 liter HCL clear glass	BP3C	250mL NaOH plastic	VG9T	40mL Na Thio. clear vial
BP3S	250mL H2SO4 plastic	BG1S	1 liter H2SO4 clear glass	BP3Z	250mL NaOH, Zn Ac plastic	VG9U	40mL unpreserved clear vial
AG3S	250mL H2SO4 glass amber	BG1T	1 liter Na Thiosulfate clear glass	C	Air Cassettes	VSG	Headspace septa vial & HCL
AG1S	1 liter H2SO4 amber glass	BG1U	1 liter unpreserved glass	DG9B	40mL Na Bisulfate amber vial	WGFX	4oz wide jar w/hexane wipe
BP1U	1 liter unpreserved plastic	BP1A	1 liter NaOH, Asc Acid plastic	DG9M	40mL MeOH clear vial	ZPLC	Ziploc Bag

Sample Container Count

CLIENT: Rep Services

COC PAGE 1 of 1

COC ID# _____

Project # 50139618

Sample Line Item	DG9H	AG1U	WGFU	AG0U	R	4 / 6	BP2N	BP2U	BP2S	BP3N	BP3U	BP3S	AG3S	AG1H	BP3C	BP1U	SP5T	AG2U	pH <2	pH >9	pH>12
1	3	2		2						1	1		2						✓		
2	↓	↓		↓						↓	↓		↓						↓		
3																			↓		
4																			≈5		
5																			✓		
6																			↓		
7				↓						↓	↓		↓								
8	↓																				
9																					
10																					
11																					
12																					

Container Codes

DG9H	40mL HCL amber voa vial	AG0U	100mL unpreserved amber glass	BP1N	1 liter HNO3 plastic	DG9P	40mL TSP amber vial
AG1U	1liter unpreserved amber glass	AG1H	1 liter HCL amber glass	BP1S	1 liter H2SO4 plastic	DG9S	40mL H2SO4 amber vial
WGFU	4oz clear soil jar	AG1S	1 liter H2SO4 amber glass	BP1U	1 liter unpreserved plastic	DG9T	40mL Na Thio amber vial
R	terra core kit	AG1T	1 liter Na Thiosulfate amber glass	BP1Z	1 liter NaOH, Zn, Ac	DG9U	40mL unpreserved amber vial
BP2N	500mL HNO3 plastic	AG2N	500mL HNO3 amber glass	BP2A	500mL NaOH, Asc Acid plastic	SP5T	120mL Coliform Na Thiosulfate
BP2U	500mL unpreserved plastic	AG2S	500mL H2SO4 amber glass	BP2O	500mL NaOH plastic	JGFU	4oz unpreserved amber wide
BP2S	500mL H2SO4 plastic	AG2U	500mL unpreserved amber glass	BP2Z	500mL NaOH, Zn Ac	U	Summa Can
BP3N	250mL HNO3 plastic	AG3U	250mL unpreserved amber glass	AF	Air Filter	VG9H	40mL HCL clear vial
BP3U	250mL unpreserved plastic	BG1H	1 liter HCL clear glass	BP3C	250mL NaOH plastic	VG9T	40mL Na Thio. clear vial
BP3S	250mL H2SO4 plastic	BG1S	1 liter H2SO4 clear glass	BP3Z	250mL NaOH, Zn Ac plastic	VG9U	40mL unpreserved clear vial
AG3S	250mL H2SO4 glass amber	BG1T	1 liter Na Thiosulfate clear glass	C	Air Cassettes	VSG	Headspace septa vial & HCL
AG1S	1 liter H2SO4 amber glass	BG1U	1 liter unpreserved glass	DG9B	40mL Na Bisulfate amber vial	WGFX	4oz wide jar w/hexane wipe
BP1U	1 liter unpreserved plastic	BP1A	1 liter NaOH, Asc Acid plastic	DG9M	40mL MeOH clear vial	ZPLC	Ziploc Bag

Sample Container Count

CLIENT: BRIDGETON LF

COC PAGE ____ of ____

COC ID# _____

Project # 50139618

Sample Line Item	DG9H	AG1U	WGFU	AG0U	R 4 / 6	BP2N	BP2U	BP2S	BP3N	BP3U	BP3S	AG3S	AG1H	BP3C	BP1U	SP5T	AG2U	DG9U				pH <2	pH >9	pH>12
1	3			2					1	1		1										✓		
2	3			2					1	1		1										✓		
3				2					1	1		1						3				7		
4	3			2					1	1		1										7		
5	3			2					1	1		1										✓		
6				2					1			1						3				7		
7	~~5 mL~~									1												~~7 mL~~		
8	3			2					1	1		1										✓		
9	2			2					1	1		1										✓		
10	3			2					1	1		1										✓		
11	3			2					1	1		1										✓		
12	3																							

Container Codes

DG9H	40mL HCL amber voa vial	AG0U	100mL unpreserved amber glass	BP1N	1 liter HNO3 plastic	DG9P	40mL TSP amber vial
AG1U	1liter unpreserved amber glass	AG1H	1 liter HCL amber glass	BP1S	1 liter H2SO4 plastic	DG9S	40mL H2SO4 amber vial
WGFU	4oz clear soil jar	AG1S	1 liter H2SO4 amber glass	BP1U	1 liter unpreserved plastic	DG9T	40mL Na Thio amber vial
R	terra core kit	AG1T	1 liter Na Thiosulfate amber glass	BP1Z	1 liter NaOH, Zn, Ac	DG9U	40mL unpreserved **amber** vial
BP2N	500mL HNO3 plastic	AG2N	500mL HNO3 amber glass	BP2A	500mL NaOH, Asc Acid plastic	SP5T	120mL Coliform Na Thiosulfate
BP2U	500mL unpreserved plastic	AG2S	500mL H2SO4 amber glass	BP2O	500mL NaOH plastic	JGFU	4oz unpreserved amber wide
BP2S	500mL H2SO4 plastic	AG2U	500mL unpreserved amber glass	BP2Z	500mL NaOH, Zn Ac	U	Summa Can
BP3N	250mL HNO3 plastic	AG3U	250mL unpreserved amber glass	AF	Air Filter	VG9H	40mL HCL clear vial
BP3U	250mL unpreserved plastic	BG1H	1 liter HCL clear glass	BP3C	250mL NaOH plastic	VG9T	40mL Na Thio. clear vial
BP3S	250mL H2SO4 plastic	BG1S	1 liter H2SO4 clear glass	BP3Z	250mL NaOH, Zn Ac plastic	VG9U	40mL unpreserved **clear** vial
AG3S	250mL H2SO4 glass amber	BG1T	1 liter Na Thiosulfate clear glass	C	Air Cassettes	VSG	Headspace septa vial & HCL
AG1S	1 liter H2SO4 amber glass	BG1U	1 liter unpreserved glass	DG9B	40mL Na Bisulfate amber vial	WGFX	4oz wide jar w/hexane wipe
BP1U	1 liter unpreserved plastic	BP1A	1 liter NaOH, Asc Acid plastic	DG9M	40mL MeOH clear vial	ZPLC	Ziploc Bag

Sample Container Count

CLIENT: BR. DGETOWN LF

COC PAGE ____ of ____

COC ID# _____

Project # ~~5014~~ JLK 50139618

Sample Line Item	DG9H	AG1U	WGFU	AG0U	R 4 / 6	BP2N	BP2U	BP2S	BP3N	BP3U	BP3S	AG3S	AG1H	BP3C	BP1U	SP5T	AG2U					pH <2	pH >9	pH>12
1																								
2																								
3																								
4	3			2					1	1	1	1										✓		
5																								
6																								
7	3																							
8																								
9																								
10																								
11																								
12																								

Container Codes

DG9H	40mL HCL amber voa vial	AG0U	100mL unpreserved amber glass	BP1N	1 liter HNO3 plastic	DG9P	40mL TSP amber vial
AG1U	1liter unpreserved amber glass	AG1H	1 liter HCL amber glass	BP1S	1 liter H2SO4 plastic	DG9S	40mL H2SO4 amber vial
WGFU	4oz clear soil jar	AG1S	1 liter H2SO4 amber glass	BP1U	1 liter unpreserved plastic	DG9T	40mL Na Thio amber vial
R	terra core kit	AG1T	1 liter Na Thiosulfate amber glass	BP1Z	1 liter NaOH, Zn, Ac	DG9U	40mL unpreserved amber vial
BP2N	500mL HNO3 plastic	AG2N	500mL HNO3 amber glass	BP2A	500mL NaOH, Asc Acid plastic	SP5T	120mL Coliform Na Thiosulfate
BP2U	500mL unpreserved plastic	AG2S	500mL H2SO4 amber glass	BP2O	500mL NaOH plastic	JGFU	4oz unpreserved amber wide
BP2S	500mL H2SO4 plastic	AG2U	500mL unpreserved amber glass	BP2Z	500mL NaOH, Zn Ac	U	Summa Can
BP3N	250mL HNO3 plastic	AG3U	250mL unpreserved amber glass	AF	Air Filter	VG9H	40mL HCL clear vial
BP3U	250mL unpreserved plastic	BG1H	1 liter HCL clear glass	BP3C	250mL NaOH plastic	VG9T	40mL Na Thio. clear vial
BP3S	250mL H2SO4 plastic	BG1S	1 liter H2SO4 clear glass	BP3Z	250mL NaOH, Zn Ac plastic	VG9U	40mL unpreserved clear vial
AG3S	250mL H2SO4 glass amber	BG1T	1 liter Na Thiosulfate clear glass	C	Air Cassettes	VSG	Headspace septa vial & HCL
AG1S	1 liter H2SO4 amber glass	BG1U	1 liter unpreserved glass	DG9B	40mL Na Bisulfate amber vial	WGFX	4oz wide jar w/hexane wipe
BP1U	1 liter unpreserved plastic	BP1A	1 liter NaOH, Asc Acid plastic	DG9M	40mL MeOH clear vial	ZPLC	Ziploc Bag

F-IN-Q-270-rev.06,11May2015

Sample Container Count

CLIENT: Be. Direct LE

COC PAGE ____ of ____

COC ID# _____

Project # 50139618

Sample Line Item	DG9H	AG1U	WGFU	AG0U	R 4/6	BP2N	BP2U	BP2S	BP3N	BP3U	BP3S	AG3S	AG1H	BP3C	BP1U	SP5T	AG2U	pH <2	pH >9	pH>12
1	3																			
2	|								1	1	1	1					✓		
3	|								|	|	|	|						|		
4	|								|	|	|	|						|		
5	|								|	|	|	|						|		
6	|								|	|	|	|						|		
7	|								|	|	|	|						|		
8	|																				
9																					
10																					
11																					
12																					

Container Codes

DG9H	40mL HCL amber voa vial	AG0U	100mL unpreserved amber glass	BP1N	1 liter HNO3 plastic	DG9P	40mL TSP amber vial
AG1U	1liter unpreserved amber glass	AG1H	1 liter HCL amber glass	BP1S	1 liter H2SO4 plastic	DG9S	40mL H2SO4 amber vial
WGFU	4oz clear soil jar	AG1S	1 liter H2SO4 amber glass	BP1U	1 liter unpreserved plastic	DG9T	40mL Na Thio amber vial
R	terra core kit	AG1T	1 liter Na Thiosulfate amber glass	BP1Z	1 liter NaOH, Zn, Ac	DG9U	40mL unpreserved amber vial
BP2N	500mL HNO3 plastic	AG2N	500mL HNO3 amber glass	BP2A	500mL NaOH, Asc Acid plastic	SP5T	120mL Coliform Na Thiosulfate
BP2U	500mL unpreserved plastic	AG2S	500mL H2SO4 amber glass	BP2O	500mL NaOH plastic	JGFU	4oz unpreserved amber wide
BP2S	500mL H2SO4 plastic	AG2U	500mL unpreserved amber glass	BP2Z	500mL NaOH, Zn Ac	U	Summa Can
BP3N	250mL HNO3 plastic	AG3U	250mL unpreserved amber glass	AF	Air Filter	VG9H	40mL HCL clear vial
BP3U	250mL unpreserved plastic	BG1H	1 liter HCL clear glass	BP3C	250mL NaOH plastic	VG9T	40mL Na Thio. clear vial
BP3S	250mL H2SO4 plastic	BG1S	1 liter H2SO4 clear glass	BP3Z	250mL NaOH, Zn Ac plastic	VG9U	40mL unpreserved clear vial
AG3S	250mL H2SO4 glass amber	BG1T	1 liter Na Thiosulfate clear glass	C	Air Cassettes	VSG	Headspace septa vial & HCL
AG1S	1 liter H2SO4 amber glass	BG1U	1 liter unpreserved glass	DG9B	40mL Na Bisulfate amber vial	WGFX	4oz wide jar w/hexane wipe
BP1U	1 liter unpreserved plastic	BP1A	1 liter NaOH, Asc Acid plastic	DG9M	40mL MeOH clear vial	ZPLC	Ziploc Bag

FEEZOR ENGINEERING, INC.

FIELD INFORMATION LOG Part 1

Facility: Bridgeton Landfill

Location: Bridgeton, Missouri

Sample Matrix: Groundwater

Sample Point ID: MW-1204

Sampler(s): ~~Michael Spurgeon~~ Cory Hegna (1166) Jonathan Wilkinson

Top of Casing (ft, msl): 485.53

PURGE INFORMATION:

Method of Well Purge: Waterra Pump

Dedicated Equipment: Yes ✓ No

Date/Time Initiated: 3/7/2016 1217

Casing Diameter (inches): 2

Initial Water Level (feet): 14.25

One Borehole Volume (gal): Not Applicable

UNUNIT 1001

Initial Water Level Previous Event (feet): 16.55

One Borehole Volume Previous Event (gal): N/A

Ground Water Elevation (ft, msl): 471.28

Total Volume Purged (mL): 14,100 mL

Ground Water Elevation Previous Event (ft, msl): 468.98

Purged Dry?: Yes No ✓

Well Total Depth (feet): 222.60

Water Level after Purge (feet): NM

Well Total Depth Previous Event (feet): 222.52

Date/Time Completed: 3/7/2016 1253

PURGE DATA: Discharge: N/A sec Refill: N/A sec Pressure: N/A psi

Measure field pH, Temp, Specific Conductance, Diss O_2, and Oxidation-Reduction Potential using flow-through cell.

Unable to purge slower - pump loses prime.

Average Purge Rate: 392 mL / min

Time	Cumulative Volume (mL)	Temp (°C)	pH (std units)	Spec. Conductance (µS = µmhos/cm)	Turbidity (NTU)*	Dissolved O_2 (mg/L)	ORP (mV)	Notes
Purge 8250 mL prior to first reading								
1241	8,250	22.2	6.45	7930	>1,100*	0.04	-199	Grayish black, strong odor, foamy
1245	10490	22.5	6.32	5260	>1,100*	0.03	-173	Grayish black, strong odor, foamy
1249	12240	22.0	6.28	5090	63.06	0.02	-166	Grayish black, strong odor, foamy
1253	14100	22.0	6.27	5080	46.9*	0.02	-170	Grayish black, strong odor, foamy

* Water typically comes into contact w/ air, turns opaque black.

FEEZOR ENGINEERING, INC.

FIELD INFORMATION LOG Part 2

SAMPLING INFORMATION:

Sample Point ID: MW-1204

Sampling Method: Waterra Pump

Dedicated: Yes ✓ No

Water Level @ after Sampling (ft): 28.37

Well Collection Sequence #: 16 of 36

Parameters: Annual: ___ Semi-Annual: ___ Quarterly: ___ Monthly: ___ Other: ✓

MDNR split sampling

SAMPLE DATA:

Time & Date	Sample Rate mL/min	Temp (°C)	pH (std units)	Specific Conductance (µS = µmhos/cm)	Turbidity (NTU)	Dissolved O_2 (mg/L)	ORP (mV)	Notes
3/7/2016 1255	VOC 392 / Other 392	22.0	6.27	5080	46.94	0.02	-170	Green to grayish black, strong odor

INSTRUMENT CALIBRATION DATA:

Start of day: (Date/Time) 3/7/2016 0715

End of day: (Date/time) 3/7/2016 1630

Turbidity Meter: HF MicroTPW

Turb Meter S/N: # 20110051

pH / Sp. Cond. Meter: WTW pH/Cond 3400i

pH / Sp. Cond. Meter S/N: # 08200255

ORP / Diss O_2 Meter: WTW pH/Oxi 3400i

ORP / Diss O_2 Meter S/N: # 10201689

Purging Event Start of day	Purging Event End of day		Sampling Event Start of day	Sampling Event End of day	
0.02	N/A	NTU std = 0.02	N/A	1.07	NTU std 0.02
10.06	N/A	NTU std = 10.0	N/A	9.98	NTU std 10.0
995.0	N/A	NTU std = 1,000	N/A	1000	NTU std 1,000
1425	N/A	µS std = 1,413	N/A	1419	µS std = 1,413
Cell Const 0.495	Cell Const N/A	Cell Const Range: 0.45 - 0.50	Cell Const N/A	Cell Const 0.495	Cell Const Range: 0.45 - 0.50
6.95	N/A	pH std = 7.02 @21.0°C	N/A	6.94	pH std = 7.01 @23.6°C
4.06	N/A	pH std = 4.00 @20.7°C	N/A	4.12	pH std = 4.01 @23.7°C
Slope: 0.87	Slope: N/A	Dissolved O_2 Slope Range: 0.6 to 1.25	Slope: N/A	Slope: 0.87	Dissolved O_2 Slope Range: 0.6 to 1.25
@ Temp 21.2°C	@ Temp N/A		@ Temp N/A	@ Temp 23.9°C	

ORP: Std 223 mV @ 20.8°C = 224 mV

ORP: Std 221 mV @ 23.4°C = 219 mV

Other Calibration: Not Applicable

GENERAL INFORMATION:

Weather Conditions @ Sampling: P. Cloudy, ~~Sun~~ @ 70°F

Sample Characteristics: Green to grayish black, strong odor,

COMMENTS AND OBSERVATIONS:

Well Closed and Locked? (Y) / N Full Suite Collected?: (Y) / N # Bottles Collected: 11 - 3 Eberline - 8 Pace

collect MW-1204 DUP (11 bottles - same as original)

* VOAs effervesced - sent unpreserved - headspace mall VOAs due to no meniscus able to form *

Date: 3/7/2016 By: [signature] Jonathan Wilkinson Title: Project Manager

Company: Feezor Engineering, Inc.

Feezor Engineering, Inc. • 3405 Hollenberg Drive • Bridgeton, Missouri 63044

FEEZOR ENGINEERING, INC.

FIELD INFORMATION LOG Part 1

Facility: Bridgeton Landfill

Sample Point ID: PZ-100-SS

Location: Bridgeton, Missouri

Sampler(s): ~~Michael Spurgeon~~ Craig Hegna (LBG)

Sample Matrix: Groundwater

Jonathan Wilkinson

Top of Casing (ft, msl) 485.84

PURGE INFORMATION:

Method of Well Purge: Bladder Pump

Dedicated Equipment: Yes ✓ No

Date/Time Initiated: 3/10/2016 1028

Casing Diameter (inches): 2

Initial Water Level (feet): 29.33

One Borehole Volume (gal): Not Applicable

Initial Water Level Previous Event (feet): 29.49

One Borehole Volume Previous Event (gal): N/A

Ground Water Elevation (ft, msl): 456.51

Total Volume Purged (mL): 4,950 mL

Ground Water Elevation Previous Event (ft, msl 456.35

Purged Dry?: Yes No ✓

Well Total Depth (feet): Top of Pump = 89.08

Water Level after Purge (feet): 39.57

Well Total Depth Previous Event (feet): Top of pump = 89.37

Date/Time Completed: 3/10/2016 1044

PURGE DATA: Discharge: 4.5 sec Refill: 6.0 sec Pressure: 47 psi

Measure field pH, Temp, Specific Conductance, Diss O_2, and Oxidation-Reduction Potential using flow-through cell.

Average Purge Rate: 309 mL / min

Time	Cumulative Volume (mL)	Temp (°C)	pH (std units)	Spec. Conductance (µS = µmhos/cm)	Turbidity (NTU)	Dissolved O_2 (mg/L)	ORP (mV)	Notes
Purge 1,500 mL prior to first reading								
1032	1500	15.8	7.17	803	6.07	1.77	59	WL: 33.06; clear
1036	2620	15.8	7.16	805	1.88	1.30	75	WL: 34.97; clear
1040	3820	15.8	7.15	803	0.47	1.39	85	WL: 37.18; clear
1044	4950	15.9	7.15	800	0.06	1.70	92	WL: 39.57; clear

FEEZOR ENGINEERING, INC.

FIELD INFORMATION LOG Part 2

SAMPLING INFORMATION:

Sample Point ID: PZ-100-SS

Sampling Method: Bladder Pump

Dedicated: Yes ✓ No ____

Water Level @ Sampling (ft): 39.57

Well Collection Sequence #: 35 of 36

Parameters: Annual: ____ Semi-Annual: ____ Quarterly: ✓ Monthly: ____ Other: ____

SAMPLE DATA:

Time & Date	Sample Rate mL/min	Temp (°C)	pH (std units)	Specific Conductance (µS = µmhos/cm)	Turbidity (NTU)	Dissolved O_2 (mg/L)	ORP (mV)	Notes
3/10/2016 1046	VOC 309 / Other 309	15.9	7.15	800	0.06	1.70	92	Clear

INSTRUMENT CALIBRATION DATA:

Start of day: (Date/Time) 3/10/2016 0820

End of day: (Date/time) 3/10/2016 1510

Turbidity Meter: HF MicroTPW

Turb Meter S/N: # 20141005

pH / Sp. Cond. Meter: WTW pH/Cond 3400i

pH / Sp. Cond. Meter S/N: # 08200255

ORP / Diss O_2 Meter: WTW pH/Oxi 3400i

ORP / Diss O_2 Meter S/N: # 10201689

Purging Event Start of day	Purging Event End of day		Sampling Event Start of day	Sampling Event End of day	
0.01	N/A	NTU std = 0.02	N/A	0.00	NTU std 0.02
10.24	N/A	NTU std = 10.0	N/A	10.02	NTU std 10.0
994.5	N/A	NTU std = 1,000	N/A	973.9	NTU std 1,000
1445	N/A	µS std = 1,413	N/A	1393	µS std = 1,413
Cell Const: 0.485	Cell Const: N/A	Cell Const Range: 0.45 - 0.50	Cell Const: N/A	Cell Const: 0.485	Cell Const Range: 0.45 - 0.50
7.05	N/A	pH std = 7.05 @ 13.7 °C	N/A	6.98	pH std = 7.03 @ 17.2 °C
4.12	N/A	pH std = 4.00 @ 14.4 °C	N/A	4.16	pH std = 4.00 @ 17.0 °C
Slope: 0.78	Slope: N/A	Dissolved O_2 Slope Range: 0.6 to 1.25	Slope: N/A	Slope: 0.80	Dissolved O_2 Slope Range 0.6 to 1.25
@ Temp 12.9°C	@ Temp N/A		@ Temp N/A	@ Temp 17.4°C	

ORP: std 228 mV @ 13.1°C = 238 mV

ORP: std 225 mV @ 17.2°C = 231 mV

Other Calibration: Not Applicable

GENERAL INFORMATION:

Weather Conditions @ Sampling: L. Rain, 45°F

Sample Characteristics: Clear

COMMENTS AND OBSERVATIONS:

Sp. Cond. Prediction Limit = 1,000 µS: Historical Range from May 2011 - Nov 2015: 732.5 - 855 µS.

pH Prediction Limits = 6.6 - 8.0 s.u.; Historical Range from May 2011 - Nov 2015: 6.83 - 7.27 s.u.

Well Closed and Locked?: (Y) N Full Suite Collected?: (Y) N # Bottles Collected: 7

Date: 3/10/2016 By: Jonathan Wilkinson Title: Project Manager

Company: Feezor Engineering, Inc.

FEEZOR ENGINEERING, INC.

FIELD INFORMATION LOG Part 1

Facility: Bridgeton Landfill

Location: Bridgeton, Missouri

Sample Matrix: Groundwater

Sample Point ID: PZ-100-SD

Sampler(s): (GJ) ~~Michael Spurgeon~~ Craig Hegna (CLH) Jonathan Wilkinson

Top of Casing (ft, msl) 485.82

PURGE INFORMATION:

Method of Well Purge: Bladder Pump

Dedicated Equipment: Yes ✓ No

Date/Time Initiated: 3/10/2016 1057

Casing Diameter (inches): 2

Initial Water Level (feet): 30.62

One Borehole Volume (gal): Not Applicable

Initial Water Level Previous Event (feet): 30.30

One Borehole Volume Previous Event (gal): N/A

Ground Water Elevation (ft, msl): 455.20

Total Volume Purged (mL): 5,450 mL

Ground Water Elevation Previous Event (ft, msl): 455.52

Purged Dry?: Yes No ✓

Well Total Depth (feet): Top of pump = 96.20

Water Level after Purge (feet): 41.75

Well Total Depth Previous Event (feet): Top of pump = 96.21

Date/Time Completed: 3/10/2016 1113

PURGE DATA: Discharge: 4.5 sec Refill: 6.0 sec Pressure: 50 psi

Measure field pH, Temp, Specific Conductance, Diss O_2, and Oxidation-Reduction Potential using flow-through cell.

Average Purge Rate: 341 mL / min

Time	Cumulative Volume (mL)	Temp (°C)	pH (std units)	Spec. Conductance (µS = µmhos/cm)	Turbidity (NTU)	Dissolved O_2 (mg/L)	ORP (mV)	Notes
Purge 1,500 mL prior to first reading								
1101	1500	15.4	7.34	609	0.00	2.07	-54	WL: 34.63; clear
1104	2420	15.5	7.30	611	0.10	1.09	-93	WL: 36.23; clear
1109	4100	15.6	7.29	608	0.00	0.66	-105	WL: 39.41; clear
1113	5450	15.6	7.30	610	0.01	0.51	-116	WL: 41.75; clear

FEEZOR ENGINEERING, INC.

FIELD INFORMATION LOG Part 2

SAMPLING INFORMATION: Sample Point ID: PZ-100-SD

Sampling Method: Bladder Pump Dedicated: Yes ✓ No

Water Level @ Sampling (ft): 41.75 Well Collection Sequence #: 36 of 36

Parameters: Annual: Semi-Annual: Quarterly: ✓ Monthly: Other:

SAMPLE DATA:

Time & Date	Sample Rate (L/Min)	Temp (°C)	pH (std units)	Specific Conductance (µS = umhos/cm)	Turbidity (NTU)	Dissolved O_2 (mg/L)	ORP (mV)	Notes
3/10/2016 1115	VOC 341 / Other 341	15.6	7.30	610	0.01	0.51	-116	Clear

INSTRUMENT CALIBRATION DATA:

Start of day: (Date/Time) 3/10/2016 0820

End of day: (Date/time) 3/10/2016 1510

Turbidity Meter: HF MicroTPW

Turb Meter S/N: # 20111005

pH / Sp. Cond. Meter: WTW pH/Cond 3400i

pH / Sp. Cond. Meter S/N: # 08200255

ORP / Diss O_2 Meter: WTW pH/Oxi 3400i

ORP / Diss O_2 Meter S/N: # 10201689

Purging Event Start of day	Purging Event End of day		Sampling Event Start of day	Sampling Event End of day	
0.01	N/A	NTU std = 0.02	N/A	0.00	NTU std 0.02
10.24	N/A	NTU std = 10.0	N/A	10.02	NTU std 10.0
994.5	N/A	NTU std = 1,000	N/A	973.9	NTU std 1,000
1445	N/A	µS std = 1,413	N/A	1393	µS std = 1,413
Cell Const 0.485	Cell Const N/A	Cell Const Range: 0.45 - 0.50	Cell Const N/A	Cell Const 0.485	Cell Const Range: 0.45 - 0.50
7.05	N/A	pH std = 7.05 @ 13.7 °C	N/A	6.98	pH std = 7.03 @ 17.2 °C
4.12	N/A	pH std = 4.00 @ 14.4 °C	N/A	4.16	pH std = 4.00 @ 17.0 °C
Slope: 0.78	Slope: N/A	Dissolved O_2 Slope Range: 0.6 to 1.25	Slope: N/A	Slope: 0.80	Dissolved O_2 Slope Range: 0.6 to 1.25
@ Temp 12.9 °C	@ Temp N/A		@ Temp N/A	@ Temp 17.4 °C	

ORP: Std 228 mV @ 13.1 °C = 238 mV

ORP: Std 225 mV @ 17.2 °C = 231 mV

Other Calibration: Not Applicable

GENERAL INFORMATION:

Weather Conditions @ Sampling: Lt. Rain, 45°F

Sample Characteristics: Clear

COMMENTS AND OBSERVATIONS:

Sp. Cond. Prediction Limit = 710 µS; Historical Range from May 2011 - Nov 2015: 596 - 826 µS.

pH Prediction Limits = 6.6 - 8.2 s.u.; Historical Range from May 2011 - Nov 2015: 6.95 - 7.57 s.u.

Well Closed and Locked?: (Y) N Full Suite Collected?: (Y) N # Bottles Collected: 7

Collect PZ-100-SD DUP (7 bottles)

Date: 3/10/2016 By: Jonathan Wilkinson Title: Project Manager

Company: Feezor Engineering, Inc.

FEEZOR ENGINEERING, INC.

FIELD INFORMATION LOG Part 1

Facility: Bridgeton Landfill

Location: Bridgeton, Missouri

Sample Matrix: Groundwater

Sample Point ID: PZ-101-SS

Sampler(s): Craig Hegna (LSG) ~~Michael Spurgeon~~ Jonathan Wilkinson

Top of Casing (ft, msl): 491.26

PURGE INFORMATION:

Method of Well Purge: Waterra Pump

Dedicated Equipment: Yes ✓ No

Date/Time Initiated: 3/4/2016 0827

Casing Diameter (inches): 2

Initial Water Level (feet): 36.68

One Borehole Volume (gal): Not Applicable

Initial Water Level Previous Event (feet): 37.88

One Borehole Volume Previous Event (gal): N/A

Ground Water Elevation (ft, msl): 454.58

Total Volume Purged (mL): 9,370 mL

Ground Water Elevation Previous Event (ft, msl): 453.38

Purged Dry?: Yes No ✓

Well Total Depth (feet): 155.11

Water Level after Purge (feet): N/A

Well Total Depth Previous Event (feet): 155.63

Date/Time Completed: 3/4/2016 0906

PURGE DATA: Discharge: N/A sec Refill: N/A sec Pressure: N/A psi

Measure field pH, Temp, Specific Conductance, Diss O_2, and Oxidation-Reduction Potential using flow-through cell.

Average Purge Rate: 4.7 240 mL / min

Time	Cumulative Volume (mL)	Temp (°C)	pH (std units)	Spec. Conductance (µS = µmhos/cm)	Turbidity (NTU)	Dissolved O_2 (mg/L)	ORP (mV)	Notes
Purge 4,750 mL prior to first reading								
0854	4,750	18.8	6.65	1987	3.40	1.91	-85	Clear
0858	6390	24.5	6.59	1957	7.93	0.58	-114	Clear
0902	8020	24.9	6.54 4.58	1954	9.44	0.34	-124	Clear
0906	9370	24.4	6.54	1953	7.24	0.25	-128	Clear

FEEZOR ENGINEERING, INC.

FIELD INFORMATION LOG Part 2

SAMPLING INFORMATION:

Sample Point ID: PZ-101-SS

Sampling Method: Waterra Pump

Dedicated: Yes ✓ No

Water Level ~~@~~ @ after Sampling (ft): 86.52

Well Collection Sequence #: 11 of 36

Parameters: Annual: ___ Semi-Annual: ___ Quarterly: ___ Monthly: ___ Other: ✓

MDNR split sampling

SAMPLE DATA:

Time & Date	Sample Rate ml/min	Temp (°C)	pH (std units)	Specific Conductance (µS = µmhos/cm)	Turbidity (NTU)	Dissolved O_2 (mg/L)	ORP (mV)	Notes
3/4/2016 0908	VOC: 240 Other: 240	24.4	6.59	1953	7.24	0.25	-128	Clear

INSTRUMENT CALIBRATION DATA:

Start of day: (Date/Time) 3/4/2016 0715

End of day: (Date/time) 3/4/2016 1530

Turbidity Meter: HF MicroTPW

Turb Meter S/N: #201110051

pH / Sp. Cond. Meter: WTW pH/Cond 3400i

pH / Sp. Cond. Meter S/N: #08200255

ORP / Diss O_2 Meter: WTW pH/Oxi 3400i

ORP / Diss O_2 Meter S/N: #10201689

Purging Event Start of day	Purging Event End of day		Sampling Event Start of day	Sampling Event End of day	
0.01	N/A	NTU std = 0.02	N/A	0.00	NTU std 0.02
9.89	N/A	NTU std = 10.0	N/A	10.61	NTU std 10.0
988.4	N/A	NTU std = 1,000	N/A	1100	NTU std 1,000
1423	N/A	µS std = 1,413	N/A	1415	µS std = 1,413
Cell Const 0.488	Cell Const N/A	Cell Const Range: 0.45 - 0.50	Cell Const N/A	Cell Const 0.488	Cell Const Range: 0.45 - 0.50
6.96	N/A	pH std = 7.02 @ 20.9 °C	N/A	7.04	pH std = 7.03 @ 16.6 °C
4.08	N/A	pH std = 4.00 @ 20.7 °C	N/A	4.21	pH std = 4.00 @ 16.6 °C
Slope: 0.90 @ Temp 22.0°C	Slope: N/A @ Temp N/A	Dissolved O_2 Slope Range: 0.6 to 1.25	Slope: N/A @ Temp N/A	Slope: 0.87 @ Temp 12.9°C	Dissolved O_2 Slope Range: 0.6 to 1.25

ORP: Std 222 mV @ 21.2°C = 227 mV

ORP: Std 225 mV @ 17.1°C = 230 mV

Other Calibration: Not Applicable

GENERAL INFORMATION:

Weather Conditions @ Sampling: Overcast, 45°F

Sample Characteristics: Clear

COMMENTS AND OBSERVATIONS:

Well Closed and Locked? (Y) N Full Suite Collected? (Y) N # Bottles Collected: 10 - 8 Pace, 2 Eberline

Date: 3/4/2016 By: [signature] Jonathan Wilkinson Title: Project Manager

Company: Feezor Engineering, Inc.

Feezor Engineering, Inc. • 3405 Hollenberg Drive • Bridgeton, Missouri 63044

FEEZOR ENGINEERING, INC.

FIELD INFORMATION LOG Part 1

Facility: Bridgeton Landfill

Location: Bridgeton, Missouri

Sample Matrix: Groundwater

Sample Point ID: PZ-102R-SS

Sampler(s): Craig Hagna (LBG) ~~Michael Spurgeon~~ Jonathan Wilkinson

Top of Casing (ft, msl): 485.62

PURGE INFORMATION:

Method of Well Purge: Waterra Pump

Dedicated Equipment: Yes ✓ No

Date/Time Initiated: 3/4/2016 1032

Casing Diameter (inches): 2

Initial Water Level (feet): 19.68

One Borehole Volume (gal): Not Applicable

Initial Water Level Previous Event (feet): 19.80

One Borehole Volume Previous Event (gal): N/A

Ground Water Elevation (ft, msl): 465.94

Total Volume Purged (mL): 8,690 mL

Ground Water Elevation Previous Event (ft, msl 465.82

Purged Dry?: Yes No ✓

Well Total Depth (feet): 91.14

Water Level after Purge (feet): N/A

Well Total Depth Previous Event (feet): 91.15

Date/Time Completed: 3/4/2016 1107

PURGE DATA: Discharge: N/A sec Refill: N/A sec Pressure: N/A psi

Measure field pH, Temp, Specific Conductance, Diss O_2, and Oxidation-Reduction Potential using flow-through cell.

Average Purge Rate: 234 mL / min

Time	Cumulative Volume (mL)	Temp (°C)	pH (std units)	Spec. Conductance (µS = µmhos/cm)	Turbidity (NTU)	Dissolved O_2 (mg/L)	ORP (mV)	Notes
Purge 3,000 mL prior to first reading								
1043	3000	16.5	7.09	887	139.7	1.19	-38	Gray w/black particles
1047	3990	16.4	7.07	886	32.80	0.89	-35	Clear
1051	5200	16.6	7.06	884	24.28	0.70	-35	Clear
1055	6170	15.6	7.07	880	16.70	0.53	-34	Clear
1059	6950	16.1	7.07	885	13.21	0.37	-35	Clear
1104 (DUP) 1103	7880	16.5	7.07	883	7.18	0.30	-36	Clear
1107	8670	16.2	7.07	881	7.56	0.25	-37	Clear

FEEZOR ENGINEERING, INC.

FIELD INFORMATION LOG Part 2

SAMPLING INFORMATION:

Sample Point ID: PZ-102R-SS

Sampling Method: Waterra Pump

Dedicated: Yes ✓ No

Water Level ~~@~~ After Sampling (ft): 74.98

Well Collection Sequence #: 12 of 36

Parameters: Annual: ___ Semi-Annual: ___ Quarterly: ___ Monthly: ___ Other: ✓

MDNR split sampling

SAMPLE DATA:

Time & Date	Sample Rate mL/min	Temp (°C)	pH (std units)	Specific Conductance (µS = µmhos/cm)	Turbidity (NTU)	Dissolved O_2 (mg/L)	ORP (mV)	Notes
3/4/2016 1110	VOC 234 Other 234	16.2	7.07	881	7.56	0.25	-37	Clear

INSTRUMENT CALIBRATION DATA:

Start of day: (Date/Time) 3/4/2016 0715

End of day: (Date/time) 3/4/2016 1530

Turbidity Meter: HF MicroTPW

Turb Meter S/N: # 20111005i

pH / Sp. Cond. Meter: WTW pH/Cond 3400i

pH / Sp. Cond. Meter S/N: # 08200255

ORP / Diss O_2 Meter: WTW pH/Oxi 3400i

ORP / Diss O_2 Meter S/N: # 10201689

Purging Event Start of day	Purging Event End of day		Sampling Event Start of day	Sampling Event End of day	
0.01	N/A	NTU std = 0.02	N/A	0.00	NTU std 0.02
9.89	N/A	NTU std = 10.0	N/A	10.61	NTU std 10.0
988.4	N/A	NTU std = 1,000	N/A	1100	NTU std 1,000
1423	N/A	µS std = 1,413	N/A	1415	µS std = 1,413
Cell Const 0.488	Cell Const N/A	Cell Const Range: 0.45 - 0.50	Cell Const N/A	Cell Const 0.488	Cell Const Range: 0.45 - 0.50
6.96	N/A	pH std = 7.02 @20.9 °C	N/A	7.04	pH std = 7.03 @16.6 °C
4.08	N/A	pH std = 4.00 @20.7 °C	N/A	4.21	pH std = 4.00 @16.6 °C
Slope: 0.90	Slope: N/A	Dissolved O_2 Slope Range: 0.6 to 1.25	Slope: N/A	Slope: 0.87	Dissolved O_2 Slope Range: 0.6 to 1.25
@ Temp 22.0°C	@ Temp N/A		@ Temp N/A	@ Temp 12.9°C	

ORP: std 222mV @ 21.2°C = 227mV

ORP: std 225mV @ 17.1°C = 230mV

Other Calibration: Not Applicable

GENERAL INFORMATION:

Weather Conditions @ Sampling: Overcast, 45°F

Sample Characteristics: Clear

COMMENTS AND OBSERVATIONS:

Well Closed and Locked?: (Y) / N Full Suite Collected?: Y / N # Bottles Collected: 10 < 8 Pace, 2 Eberline

Date: 3/4/2016 By: [signature] Jonathan Wilkinson Title: Project Manager

Company: Feezor Engineering, Inc.

Feezor Engineering, Inc. • 3405 Hollenberg Drive • Bridgeton, Missouri 63044

FEEZOR ENGINEERING, INC.

FIELD INFORMATION LOG Part 1

Facility: Bridgeton Landfill

Location: Bridgeton, Missouri

Sample Matrix: Groundwater

Sample Point ID: PZ-103-SS

Sampler(s): Craig Hegna (CBG) ~~Michael Spurgeon~~ Jonathan Wilkinson

Top of Casing (ft, msl): 483.56

PURGE INFORMATION:

Method of Well Purge: Waterra Pump

Dedicated Equipment: Yes ✓ No

Date/Time Initiated: 3/8/2016 0937

Casing Diameter (inches): 2

Initial Water Level (feet): 11.67

One Borehole Volume (gal): Not Applicable

Initial Water Level Previous Event (feet): 11.66

One Borehole Volume Previous Event (gal): N/A

Ground Water Elevation (ft, msl): 471.89

Total Volume Purged (mL): 11,660 mL

Ground Water Elevation Previous Event (ft, msl 471.90

Purged Dry?: Yes No ✓

Well Total Depth (feet): 149.63

Water Level after Purge (feet): N/A

Well Total Depth Previous Event (feet): 149.62

Date/Time Completed: 3/8/2016 1012

PURGE DATA: Discharge: N/A sec Refill: N/A sec Pressure: N/A psi

Measure field pH, Temp, Specific Conductance, Diss O_2, and Oxidation-Reduction Potential using flow-through cell.

Pump discharge rate difficult to regulate - well alternates between purging water and purging air

Average Purge Rate: 333 mL / min

Time	Cumulative Volume (mL)	Temp (°C)	pH (std units)	Spec. Conductance (µS = µmhos/cm)	Turbidity (NTU)	Dissolved O_2 (mg/L)	ORP (mV)	Notes
Purge 5,500 mL prior to first reading								
0948	5,500	26.2	6.23	2290	583.9	0.06	-112	SLtg. gray; LFG odor
0952	6,540	24.7	6.30	2540	304.0	0.08	-105	SLtg. gray; LFG odor
0956	7,240	26.4	6.29	2500	145.6	0.05	-116	Lt. gray; LFG odor
1000	8,640	25.6	6.26	2280	80.89	0.04	-122	Clear; slight LFG odor
1004	9,450	26.5	6.20	2110	55.31	0.03	-121	Clear; slight LFG odor
1008	10,800	26.3	6.17	1967	53.00	0.03	-122	Clear; slight LFG odor
1012	11,660	26.0	6.18	1963	55.47	0.03	-123	Clear; slight LFG odor

FEEZOR ENGINEERING, INC.

FIELD INFORMATION LOG Part 2

SAMPLING INFORMATION:

Sample Point ID: PZ-103-SS

Sampling Method: Waterra Pump

Dedicated: Yes ✓ No

Water Level @ Sampling (ft): 81.52 After

Well Collection Sequence #: 20 of 36

Parameters: Annual: ___ Semi-Annual: ___ Quarterly: ~~✓~~ Monthly: ___ Other: ✓

MS/MSD split Sampling

SAMPLE DATA:

Time & Date	Sample Rate	Temp (°C)	pH (std units)	Specific Conductance (µS = µmhos/cm)	Turbidity (NTU)	Dissolved O_2 (mg/L)	ORP (mV)	Notes
3/8/2016 1015	VOC: 333 Other: 333	26.0	6.18	1963	55.47	0.03	-123	Clear, slight LFG odor

INSTRUMENT CALIBRATION DATA:

Start of day: (Date/Time) 3/8/2016 0745

End of day: (Date/Time) 3/8/2016 1505

Turbidity Meter: HF MicroTPW

Turb Meter S/N: # 20110051

pH / Sp. Cond. Meter: WTW pH/Cond 3400i

pH / Sp. Cond. Meter S/N: # 08200255

ORP / Diss O_2 Meter: WTW pH/Oxi 3400i

ORP / Diss O_2 Meter S/N: # 10201699

Purging Event			Sampling Event		
Start of day	End of day		Start of day	End of day	
0.00	N/A	NTU std = 0.02	N/A	0.00	NTU std 0.02
10.00	N/A	NTU std = 10.0	N/A	12.92	NTU std 10.0
998.0	N/A	NTU std = 1,000	N/A	969.4	NTU std 1,000
1426	N/A	µS std = 1,413	N/A	1391	µS std = 1,413
Cell Const 0.478	Cell Const N/A	Cell Const Range: 0.45 - 0.50	Cell Const N/A	Cell Const 0.478	Cell Const Range: 0.45 - 0.50
6.99	N/A	pH std = 7.02 @ 19.2 °C	N/A	6.96	pH std = 7.01 @ 23.7 °C
4.09	N/A	pH std = 4.00 @ 19.1 °C	N/A	4.10	pH std = 4.01 @ 23.7 °C
Slope: 0.83	Slope: N/A	Dissolved O_2 Slope Range: 0.6 to 1.25	Slope: N/A	Slope: 0.95	Dissolved O_2 Slope Range: 0.6 to 1.25
@ Temp 19.6°C	@ Temp N/A		@ Temp N/A	@ Temp 23.8°C	

ORP: Std 228 mV @ 19.5°C = 233 mV

ORP: Std 221 mV @ 23.8°C = 219 mV

Other Calibration: Not Applicable

GENERAL INFORMATION:

Weather Conditions @ Sampling: Mostly Cloudy, Wind ~20mph, 60°F

Sample Characteristics: Clear; slight LFG odor

COMMENTS AND OBSERVATIONS:

Well Closed and Locked?: (Y) / N Full Suite Collected? (Y) / N # Bottles Collected: 10 - 8 Pace 2 Eberline

collect FB @ PZ-103-SS @ 0925 (8 Pace bottles; 1 Eberline bottle)

Date: 3/8/2016 By: Jonathan Wilkinson Title: Project Manager

Company: Feezor Engineering, Inc.

FEEZOR ENGINEERING, INC.

FIELD INFORMATION LOG Part 1

Facility: Bridgeton Landfill

Location: Bridgeton, Missouri

Sample Matrix: Groundwater

Sample Point ID: PZ-104-SS

Sampler(s): Michael Spurgeon

Jonathan Wilkinson

Top of Casing (ft, msl) 483.63

PURGE INFORMATION:

Method of Well Purge: Bladder Pump

Dedicated Equipment: Yes ✓ No

Date/Time Initiated: 3/1/2016 1434

Casing Diameter (inches): 2

Initial Water Level (feet): 19.69

One Borehole Volume (gal): Not Applicable

Initial Water Level Previous Event (feet): 20.49

One Borehole Volume Previous Event (gal): N/A

Ground Water Elevation (ft, msl): 463.94

Total Volume Purged (mL): 3,800 mL

Ground Water Elevation Previous Event (ft, msl 463.14

Purged Dry?: Yes No ✓

Well Total Depth (feet): Top of pump = 140.27

Water Level after Purge (feet): 33.75

Well Total Depth Previous Event (feet): Top of pump = 140.25

Date/Time Completed: 3/1/2016 1458

PURGE DATA: Discharge: 4.5 sec Refill: 6.0 sec Pressure: (2) 75 70 psi

Measure field pH, Temp, Specific Conductance, Diss O_2, and Oxidation-Reduction Potential using flow-through cell.

Average Purge Rate: (2) 367 mL / min

Time	Cumulative Volume (mL)	Temp (°C)	pH (std units)	Spec. Conductance (µS = µmhos/cm)	Turbidity (NTU)	Dissolved O_2 (mg/L)	ORP (mV)	Notes
Purge 2750 mL prior to first reading								
1442	2,750	26.6	7.07	794	1.79	0.19	-91	WL: 25.89; clear
1446	5,150	26.2	7.06	790	0.79	0.11	-101	WL: 28.72; clear
1450	6,150	25.4	7.07	781	3.37	0.10	-107	WL: 30.62; clear
1454	7950	25.3	7.06	779	2.57	0.11	-112	WL: 32.28; clear
1458	3800	25.8	7.05	782	3.09	0.08	-116	WL: 33.75; clear

FEEZOR ENGINEERING, INC.

FIELD INFORMATION LOG Part 2

SAMPLING INFORMATION:

Sample Point ID: PZ-104-SS

Sampling Method: Bladder Pump

Dedicated: Yes ✓ No

Water Level @ Sampling (ft): 33.75

Well Collection Sequence #: 3 of 36

Parameters: Annual: ___ Semi-Annual: ___ Quarterly: ✓ Monthly: ___ Other: ✓

MBMR split sampling

SAMPLE DATA:

Time & Date	Sample Rate	Temp (°C)	pH (std units)	Specific Conductance (µS = µmhos/cm)	Turbidity (NTU)	Dissolved O_2 (mg/L)	ORP (mV)	Notes
3/1/2016 1500	VOC: 3&3 Other: 3&3	25.8	7.05	782	3.09	0.08	-116	Clear

INSTRUMENT CALIBRATION DATA:

Start of day: (Date/Time) 3/1/2016 0735

End of day: (Date/time) 3/1/2016 1640

Turbidity Meter: HF MicroTPW

Turb Meter S/N: # 20111005I

pH / Sp. Cond. Meter: WTW pH/Cond 3400i

pH / Sp. Cond. Meter S/N: # 08200255

ORP / Diss O_2 Meter: WTW pH/Oxi 3400i

ORP / Diss O_2 Meter S/N: # 10201689

Purging Event			Sampling Event		
Start of day	End of day		Start of day	End of day	
0.01	N/A	NTU std = 0.02	N/A	0.00	NTU std 0.02
9.96	N/A	NTU std = 10.0	N/A	10.89	NTU std 10.0
1001	N/A	NTU std = 1,000	N/A	1100	NTU std 1,000
1428	N/A	µS std = 1,413	N/A	1424	µS std = 1,413
Cell Const 0.483	Cell Const N/A	Cell Const Range: 0.45 - 0.50	Cell Const N/A	Cell Const 0.483	Cell Const Range: 0.45 - 0.50
7.00	N/A	pH std = 7.02 @19.7 °C	N/A	7.07	pH std = 7.03 @16.4 °C
4.09	N/A	pH std = 4.00 @19.9 °C	N/A	4.20	pH std = 4.00 @7.0 °C
Slope: 0.94	Slope: N/A	Dissolved O_2 Slope Range: 0.6 to 1.25	Slope: N/A	Slope: 0.91	Dissolved O_2 Slope Range: 0.6 to 1.25
@ Temp 16.1°C	@ Temp N/A		@ Temp N/A	@ Temp 12.2°C	

ORP Std 224 mV @ 18.8°C = 240 mV

ORP Std 227 mV @ 15.3°C = 252 mV

Other Calibration: Not Applicable

GENERAL INFORMATION:

Weather Conditions @ Sampling: Overcast, Wind ~ 20-25 mph, 30°F

Sample Characteristics: Clear

COMMENTS AND OBSERVATIONS:

Sp. Cond. Prediction Limit = 930 µS; Historical Range from May 2011 - Nov 2015: 535 - 882 µS.

pH Prediction Limits = 6.2 - 8.4 s.u.; Historical Range from May 2011 - Nov 2015: 6.48 - 7.3 s.u.

Well Closed and Locked? (Y) / N Full Suite Collected? (Y) N # Bottles Collected: 12 - 10 Plastic 2 Glass/Metal

Date: 3/1/2016 3/1/2016 Time: 1640 By: Jonathan Wilkinson Title: Project Manager

Company: Feezor Engineering, Inc.

FEEZOR ENGINEERING, INC.

FIELD INFORMATION LOG Part 1

Facility: Bridgeton Landfill

Location: Bridgeton, Missouri

Sample Matrix: Groundwater

Sample Point ID: PZ-104-SD

Sampler(s): Michael Spurgeon

Jonathan Wilkinson

Top of Casing (ft, msl) 483.69

PURGE INFORMATION:

Method of Well Purge: Bladder Pump

Dedicated Equipment: Yes ✓ No

Date/Time Initiated: 3/1/2016 1236

Casing Diameter (inches): 2

Initial Water Level (feet): 21.10

One Borehole Volume (gal): Not Applicable

Initial Water Level Previous Event (feet): 21.12

One Borehole Volume Previous Event (gal): N/A

Ground Water Elevation (ft, msl): 462.59

Total Volume Purged (mL): 5,600 mL

Ground Water Elevation Previous Event (ft, msl 462.57

Purged Dry?: Yes No ✓

Well Total Depth (feet): Top of pump = 120.60

Water Level after Purge (feet): 25.40

Well Total Depth Previous Event (feet): Top of pump = 120.63

Date/Time Completed: 3/1/2016 1256

PURGE DATA: Discharge: 4.5 sec Refill: 6.0 sec Pressure: 65 psi

Measure field pH, Temp, Specific Conductance, Diss O_2, and Oxidation-Reduction Potential using flow-through cell.

Average Purge Rate: 280 mL / min

Time	Cumulative Volume (mL)	Temp (°C)	pH (std units)	Spec. Conductance (µS = µmhos/cm)	Turbidity (NTU)	Dissolved O_2 (mg/L)	ORP (mV)	Notes
Purge 2,250 mL prior to first reading								
1244	2250	26.1	6.88	1826	3.83	0.14	-116	WL: 24.10; clear
1248	3350	26.4	6.93	1875	3.62	0.24	-126	WL: 24.70; clear
1252	4500	26.1	6.93	1872	2.56	0.10	-134	WL: 25.15; clear
1256	5600	26.1	6.92	1864	2.24	0.17	-136	WL: 25.40; clear

FEEZOR ENGINEERING, INC.

FIELD INFORMATION LOG Part 2

SAMPLING INFORMATION:

Sample Point ID: PZ-104-SD

Sampling Method: Bladder Pump

Dedicated: Yes ✓ No

Water Level @ Sampling (ft): 25.40

Well Collection Sequence #: 2 of 36

Parameters: Annual: Semi-Annual: Quarterly: ✓ Monthly: Other: ✓ MDWR Spot Sampling

SAMPLE DATA:

Time & Date	Sample Rate	Temp (°C)	pH (std units)	Specific Conductance (µS = µmhos/cm)	Turbidity (NTU)	Dissolved O_2 (mg/L)	ORP (mV)	Notes
3/1/2016 1258	VOC 280 Other 180	26.1	6.92	1864	2.21	0.17	-136	Clear

INSTRUMENT CALIBRATION DATA:

Start of day: (Date/Time) 3/1/2016 0735

End of day: (Date/time) 3/1/2016 1640

Turbidity Meter: HF MicroTPW

Turb Meter S/N: # 20111005?

pH / Sp. Cond. Meter: WTW pH/Cond 3400i

pH / Sp. Cond. Meter S/N: # 08200255

ORP / Diss O_2 Meter: WTW pH/Oxi 3400i

ORP / Diss O_2 Meter S/N: # 10201689

Purging Event				Sampling Event			
Start of day	End of day			Start of day	End of day		
0.01	N/A	NTU std = 0.02		N/A	0.00	NTU std 0.02	
9.96	N/A	NTU std = 10.0		N/A	10.89	NTU std 10.0	
1001	N/A	NTU std = 1.000		N/A	1100	NTU std 1.000	
1428	N/A	µS std = 1.413		N/A	1424	µS std = 1.413	
Cell Const 0.483	Cell Const N/A	Cell Const Range: 0.45 - 0.50		Cell Const N/A	Cell Const 0.483	Cell Const Range: 0.45 - 0.50	
7.00	N/A	pH std = 7.02 @19.7 °C		N/A	7.07	pH std = 7.03 @16.4 °C	
4.04	N/A	pH std = 4.00 @19.9 °C		N/A	4.20	pH std = 4.00 @17.0 °C	
Slope: 0.94	Slope: N/A	Dissolved O_2 Slope Range: 0.6 to 1.25		Slope: N/A	Slope: 0.91	Dissolved O_2 Slope Range: 0.6 to 1.25	
@ Temp 16.1°C	@ Temp N/A			@ Temp N/A	@ Temp 12.2°C		

ORP Std 224 mV @ 16.8°C = 240mV

ORP Std 227 mV @ 15.3°C = 232 mV

Other Calibration: Not Applicable

GENERAL INFORMATION:

Weather Conditions @ Sampling: Overcast, Wind ~20mph, 30°F

Sample Characteristics: Clear

COMMENTS AND OBSERVATIONS:

Sp. Cond within historical limits

Sp. Cond. Prediction Limit = 1,500 µS; Historical Range from May 2011 - Nov 2015: 836 - 2070 µS.

pH Prediction Limits = 6.2 - 8.2 s.u.; Historical Range from May 2011 - Nov 2015: 6.44 - 7.44 s.u.

Well Closed and Locked?: (Y) N Full Suite Collected? (Y) N # Bottles Collected: 12 ← 10 Pace, 2 Eberline

Date: 3/1/2016 By: Jonathan Wilkinson Title: Project Manager

Company: Feezor Engineering, Inc.

FEEZOR ENGINEERING, INC.

FIELD INFORMATION LOG Part 1

Facility: Bridgeton Landfill

Location: Bridgeton, Missouri

Sample Matrix: Groundwater

Sample Point ID: PZ-104-KS

Sampler(s): Craig Hagna (CBG) ~~Michael Spurgeon~~ (JJ) Jonathan Wilkinson

Top of Casing (ft, msl) 483.95

PURGE INFORMATION:

Method of Well Purge: Bladder Pump

Dedicated Equipment: Yes ✓ No

Date/Time Initiated: 5/9/2016 1423

Casing Diameter (inches): 2

Initial Water Level (feet): 16.60

One Borehole Volume (gal): Not Applicable

Initial Water Level Previous Event (feet): 16.62

One Borehole Volume Previous Event (gal): N/A

Ground Water Elevation (ft, msl): 467.35

Total Volume Purged (mL): 5,720 mL

Ground Water Elevation Previous Event (ft, msl 467.33

Purged Dry?: Yes No ✓

Well Total Depth (feet): Top of pump = 93.25

Water Level after Purge (feet): 23.56

Well Total Depth Previous Event (feet): Top of pump = 93.30

Date/Time Completed: 5/9/2016 1441

PURGE DATA: Discharge: 4.5 sec Refill: 6.0 sec Pressure: 50 psi

Measure field pH, Temp, Specific Conductance, Diss O_2, and Oxidation-Reduction Potential using flow-through cell.

Average Purge Rate: 318 mL / min

Time	Cumulative Volume (mL)	Temp (°C)	pH (std units)	Spec. Conductance (µS = µmhos/cm)	Turbidity (NTU)	Dissolved O_2 (mg/L)	ORP (mV)	Notes
Purge 1,750 mL prior to first reading								
1429	1,750	25.0	7.16	769	0.10	0.60	-146	WL: 19.74; clear
1433	3,180	24.8	7.20	778	0.01	0.56	-187	WL: 21.38; clear
1437	4440	24.7	7.18	799	0.00	0.54	-186	WL: 22.55; clear
1441	5720	24.6	7.17	806	~~0.39~~ ⑧ 0.18	0.51	-163	WL: 23.56; clear

FEEZOR ENGINEERING, INC.

FIELD INFORMATION LOG Part 2

SAMPLING INFORMATION:

Sample Point ID: PZ-104-KS

Sampling Method: Bladder Pump

Dedicated: Yes ✓ No

Water Level @ Sampling (ft): 23.56

Well Collection Sequence #: 29 of 30

Parameters: Annual: ___ Semi-Annual: ___ Quarterly: ✓ Monthly: ___ Other: ___

SAMPLE DATA:

Time & Date	Sample Rate	Temp (°C)	pH (std units)	Specific Conductance (µS = µmhos/cm)	Turbidity (NTU)	Dissolved O_2 (mg/L)	ORP (mV)	Notes
3/9/2016 1443	VOC 3.8 Other NA	24.6	7.17	806	0.18	0.51	-163	Clear

INSTRUMENT CALIBRATION DATA:

Start of day: (Date/Time) 3/9/2016 0710

End of day: (Date/time) 3/9/2016 1655

Turbidity Meter: HF MicroTPW

Turb Meter S/N: #20111057

pH / Sp. Cond. Meter: WTW pH/Cond 3400i

pH / Sp. Cond. Meter S/N: #08200255

ORP / Diss O_2 Meter: WTW pH/Oxi 3400i

ORP / Diss O_2 Meter S/N: #10201689

Purging Event			Sampling Event		
Start of day	End of day		Start of day	End of day	
0.01	N/A	NTU std = 0.02	N/A	0.71	NTU std 0.02
9.83	N/A	NTU std = 10.0	N/A	10.30	NTU std 10.0
999.6	N/A	NTU std = 1,000	N/A	1000	NTU std 1,000
1437	N/A	µS std = 1.413	N/A	1417	µS std = 1.413
Cell Const 0.488	Cell Const N/A	Cell Const Range: 0.45 - 0.50	Cell Const N/A	Cell Const 0.488	Cell Const Range: 0.45 - 0.50
7.02	N/A	pH std = 7.04 @17.4 °C	N/A	6.98	pH std = 7.02 @20.2 °C
4.11	N/A	pH std = 4.00 @16.5 °C	N/A	4.14	pH std = 4.00 @20.2 °C
Slope: 0.84	Slope: N/A	Dissolved O_2 Slope Range: 0.6 to 1.25	Slope: N/A	Slope: 0.92	Dissolved O_2 Slope Range: 0.6 to 1.25
@ Temp 16.5°C	@ Temp N/A		@ Temp N/A	@ Temp 19.6°C	

ORP: Std 226 mV @ 16.2°C = 232 mV

ORP: Std 223 mV @ 20.1°C = 225 mV

Other Calibration: Not Applicable

GENERAL INFORMATION:

Weather Conditions @ Sampling: Overcast, 65°F

Sample Characteristics: Clear

COMMENTS AND OBSERVATIONS:

Well Closed and Locked? (Y) / N Full Suite Collected? (Y) / N # Bottles Collected: 3

Date: 3/9/2016 By: Jonathan Wilkinson Title: Project Manager

Company: Feezor Engineering, Inc.

FEEZOR ENGINEERING, INC.

FIELD INFORMATION LOG Part 1

Facility: Bridgeton Landfill

Location: Bridgeton, Missouri

Sample Matrix: Groundwater

Sample Point ID: PZ-105-SS

Sampler(s): Michael Spurgeon

Jonathan Wilkinson

Top of Casing (ft, msl) 483.61

PURGE INFORMATION:

Method of Well Purge: Bladder Pump

Dedicated Equipment: Yes ✓ No

Date/Time Initiated: 3/1/2016 0921

Casing Diameter (inches): 2

Initial Water Level (feet): 24.32

One Borehole Volume (gal): Not Applicable

Initial Water Level Previous Event (feet): 24.87

One Borehole Volume Previous Event (gal): N/A

Ground Water Elevation (ft, msl): 459.29

Total Volume Purged (mL): 6,200 mL

Ground Water Elevation Previous Event (ft, msl 458.74

Purged Dry?: Yes No ✓

Well Total Depth (feet): Top of pump = 144.79

Water Level after Purge (feet): 36.65

Well Total Depth Previous Event (feet): Top of pump = 144.85

Date/Time Completed: 3/1/2016 0947

PURGE DATA: Discharge: 4.5 sec Refill: 6.0 sec Pressure: 77 psi

Measure field pH, Temp, Specific Conductance, Diss O_2, and Oxidation-Reduction Potential using flow-through cell.

Average Purge Rate: 238.5 mL / min

Time	Cumulative Volume (mL)	Temp (°C)	pH (std units)	Spec. Conductance (µS = µmhos/cm)	Turbidity (NTU)	Dissolved O_2 (mg/L)	ORP (mV)	Notes
Purge 2700 mL prior to first reading								
0935	2700	16.6	7.16	1055	10.08	5.28	-52	Clear ; WL : 32.34
0939	4050	16.6	7.13	1023	4.79	4.94	-42	WL: 32.49 ; Clear
0943	5150	16.9	7.12	1042	5.25	4.21	-32	WL: 34.41 ; Clear
0947	6200	16.6	7.13	1041	5.85	4.32	-29	WL: 36.65 ; clear

FEEZOR ENGINEERING, INC.

FIELD INFORMATION LOG Part 2

SAMPLING INFORMATION:

Sample Point ID: PZ-105-SS

Sampling Method: Bladder Pump

Dedicated: Yes ✓ No

Water Level @ Sampling (ft): 36.65

Well Collection Sequence #: 1 of 3

Parameters: Annual: Semi-Annual: Quarterly: ✓ Monthly: Other ✓ MDNR split sampling

SAMPLE DATA:

Time & Date	Sample Rate	Temp (°C)	pH (std units)	Specific Conductance (µS = µmhos/cm)	Turbidity (NTU)	Dissolved O_2 (mg/L)	ORP (mV)	Notes
3/11/2016 0950	VOC 238.5 Other 238.5	16.6	7.13	1041	5.75	4.32	-29	Clear

INSTRUMENT CALIBRATION DATA:

Start of day: (Date/Time) 3/11/2016 0735

End of day: (Date/time) 3/11/2016 1640

Turbidity Meter: HF MicroTPW

Turb Meter S/N: #20111005

pH / Sp. Cond. Meter: WTW pH/Cond 3400i

pH / Sp. Cond. Meter S/N: #08200255

ORP / Diss O_2 Meter: WTW pH/Oxi 3400i

ORP / Diss O_2 Meter S/N: #10201689

Purging Event			Sampling Event		
Start of day	End of day		Start of day	End of day	
0.01	N/A	NTU std = 0.02	N/A	0.00	NTU std 0.02
9.96	N/A	NTU std = 10.0	N/A	10.89	NTU std 10.0
1001	N/A	NTU std = 1.000	N/A	1100	NTU std 1.000
1478	N/A	µS std = 1.413	N/A	1424	µS std = 1.413
Cell Const 0.483	Cell Const N/A	Cell Const Range: 0.45 - 0.50	Cell Const N/A	Cell Const 0.483	Cell Const Range: 0.45 - 0.50
7.00	N/A	pH std = 7.02 @ 19.7 °C	N/A	7.07	pH std = 7.03 @ 16.4 °C
4.09	N/A	pH std = 4.00 @ 19.9 °C	N/A	4.20	pH std = 4.00 @ 17.0 °C
Slope: 0.94	Slope: N/A	Dissolved O_2 Slope Range: 0.6 to 1.25	Slope: N/A	Slope: 0.91	Dissolved O_2 Slope Range: 0.6 to 1.25
@ Temp 16.1°C	@ Temp N/A		@ Temp N/A	@ Temp 12.2°C	

ORP Std 224 mV @ 18.8 °C = 240 mV

ORP Std 227 mV @ 15.3 °C = 252 mV

Other Calibration: Not Applicable

GENERAL INFORMATION:

Weather Conditions @ Sampling: Overcast, Lt. Rain, 35°F, Wind ~20mph

Sample Characteristics: Clear; no odor

COMMENTS AND OBSERVATIONS:

Sp. Cond. Prediction Limit = 1,100 µS; Historical Range from May 2011 - Nov 2015: 820 - 1063 µS.

pH Prediction Limits = 6.7 - 8.2 s.u.; Historical Range from May 2011 - Nov 2015: 7.15 - 7.52 s.u.

Well Closed and Locked? (Y) N Full Suite Collected? (Y) N # Bottles Collected: 12 (2) 5 12 (3) 10 Poor 2 Equip

Date: 3/11/2016 By: Jonathan Wilkinson Title: Project Manager

Company: Feezor Engineering, Inc.

FEEZOR ENGINEERING, INC.

FIELD INFORMATION LOG Part 1

Facility: Bridgeton Landfill

Location: Bridgeton, Missouri

Sample Matrix: Groundwater

Sample Point ID: PZ-106-SS

Sampler(s): Michael Spurgeon

Jonathan Wilkinson

Top of Casing (ft, msl): 462.70

PURGE INFORMATION:

Method of Well Purge: Bladder Pump

Dedicated Equipment: Yes ✓ No

Date/Time Initiated: 3/2/2016 1046

Casing Diameter (inches): 2

Initial Water Level (feet): 12.74

One Borehole Volume (gal): Not Applicable

Initial Water Level Previous Event (feet): 12.59

One Borehole Volume Previous Event (gal): N/A

Ground Water Elevation (ft, msl): 449.96

Total Volume Purged (mL): 7,450 mL

Ground Water Elevation Previous Event (ft, msl 450.11

Purged Dry?: Yes No ✓

Well Total Depth (feet): Top of pump = 161.57

Water Level after Purge (feet): 26.05

Well Total Depth Previous Event (feet): Top of pump = 161.39

Date/Time Completed: 3/2/2016 1107

PURGE DATA: Discharge: 4.5 sec Refill: 6.0 sec Pressure: 65 psi

Measure field pH, Temp, Specific Conductance, Diss O_2, and Oxidation-Reduction Potential using flow-through cell.

Average Purge Rate: 355 mL / min

Time	Cumulative Volume (mL)	Temp (°C)	pH (std units)	Spec. Conductance (µS = µmhos/cm)	Turbidity (NTU)	Dissolved O_2 (mg/L)	ORP (mV)	Notes
Purge 3,500 mL prior to first reading								
1055	3500	21.7	7.08	879	1.08	0.12	-70	WL: 20.05; clear
1059	4850	21.7	7.08	880	3.79	0.08	-78	WL: 21.92; clear
1103	6100	21.6	7.08	880	1.74	0.07	-81	WL: 23.97; clear
1107	7450	21.5	7.08	880	0.83	0.06	-84	WL: 26.05; clear

FEEZOR ENGINEERING, INC.

FIELD INFORMATION LOG Part 2

SAMPLING INFORMATION:

Sample Point ID: PZ-106-SS

Sampling Method: Bladder Pump

Dedicated: Yes ✓ No

Water Level @ Sampling (ft): 26.05

Well Collection Sequence #: 5 of 36

Parameters: Annual: ___ Semi-Annual: ___ Quarterly: ✓ Monthly: ___ Other: ✓ MDNR Split Sampling

SAMPLE DATA:

Time & Date	Sample Rate	Temp (°C)	pH (std units)	Specific Conductance (µS = µmhos/cm)	Turbidity (NTU)	Dissolved O_2 (mg/L)	ORP (mV)	Notes
3/2/2016 1110	VOC 355 mL/m Other 355 mL/m	21.5	7.08	880	0.83	0.06	-84	Clear

INSTRUMENT CALIBRATION DATA:

Start of day: (Date/Time) 3/2/2016 0745

End of day: (Date/time) 3/2/2016 1620

Turbidity Meter: HF MicroTPW

Turb Meter S/N: #201110051

pH / Sp. Cond. Meter: WTW pH/Cond 3400i

pH / Sp. Cond. Meter S/N: #08200255

ORP / Diss O_2 Meter: WTW pH/Oxi 3400i

ORP / Diss O_2 Meter S/N: #10201689

Purging Event Start of day	Purging Event End of day		Sampling Event Start of day	Sampling Event End of day	
0.04	N/A	NTU std = 0.02	N/A	0.00	NTU std 0.02
9.94	N/A	NTU std = 10.0	N/A	9.64	NTU std 10.0
988.5	N/A	NTU std = 1,000	N/A	981.3	NTU std 1,000
1421	N/A	µS std = 1,413	N/A	1368	µS std = 1,413
Cell Const: 0.470	Cell Const: N/A	Cell Const Range: 0.45 - 0.50	Cell Const: N/A	Cell Const: 0.470	Cell Const Range: 0.45 - 0.50
6.95	N/A	pH std = 7.01 @22.3°C	N/A	7.00	pH std = 7.03 @17.7°C
4.08	N/A	pH std = 4.00 @22.4°C	N/A	4.20	pH std = 4.00 @17.3°C
Slope: 0.94	Slope: N/A	Dissolved O_2 Slope Range: 0.6 to 1.25	Slope: N/A	Slope: 0.73	Dissolved O_2 Slope Range: 0.6 to 1.25
@ Temp 22.8°C	@ Temp N/A		@ Temp N/A	@ Temp 11.9°C	

ORP std 221 mV @ 23.3°C = 236 mV

ORP std 225 mV @ 18.1°C = 230 mV

Other Calibration: Not Applicable

GENERAL INFORMATION:

Weather Conditions @ Sampling: P. Cloudy, Lt. Breeze, 35°F

Sample Characteristics: Clear

COMMENTS AND OBSERVATIONS:

Sp. Cond. Prediction Limit = 950 µS; Historical Range from May 2011 - Nov 2015: 710 - 880 µS.

pH Prediction Limits = 6.3 - 8.2 s.u.; Historical Range from May 2011 - Nov 2015: 6.88 - 7.26 s.u.

Well Closed and Locked? (Y) / N Full Suite Collected? (Y) / N # Bottles Collected: 12 < 10 Place 2 Eberline

Date: 3/2/2016 By: [signature] Jonathan Wilkinson Title: Project Manager

Company: Feezor Engineering, Inc.

FEEZOR ENGINEERING, INC.

FIELD INFORMATION LOG Part 1

Facility: Bridgeton Landfill

Location: Bridgeton, Missouri

Sample Matrix: Groundwater

Sample Point ID: PZ-106-SD

Sampler(s): Michael Spurgeon

Jonathan Wilkinson

Top of Casing (ft, msl) 463.42

PURGE INFORMATION:

Method of Well Purge: Bladder Pump

Dedicated Equipment: Yes ✓ No

Date/Time Initiated: 3/2/2016 0824

Casing Diameter (inches): 2

Initial Water Level (feet): 13.19

One Borehole Volume (gal): Not Applicable

Initial Water Level Previous Event (feet): 13.19

One Borehole Volume Previous Event (gal): N/A

Ground Water Elevation (ft, msl): 450.23

Total Volume Purged (mL): 7,800 mL

Ground Water Elevation Previous Event (ft, msl 450.23

Purged Dry?: Yes No ✓

Well Total Depth (feet): Top of pump = 196.25

Water Level after Purge (feet): 19.01

Well Total Depth Previous Event (feet): Top of pump = 196.23

Date/Time Completed: 3/2/2016 0849

PURGE DATA: Discharge: 4.5 sec Refill: 6.0 sec Pressure: 60 psi

Measure field pH, Temp, Specific Conductance, Diss O_2, and Oxidation-Reduction Potential using flow-through cell.

Average Purge Rate: 305 mL / min

Time	Cumulative Volume (mL)	Temp (°C)	pH (std units)	Spec. Conductance (µS = µmhos/cm)	Turbidity (NTU)	Dissolved O_2 (mg/L)	ORP (mV)	Notes
Purge 4100 mL prior to first reading								
0836	4,100	21.8	6.73	3,410	3.11	0.05	-144	WL: 17.85 ;
0840	5,350	21.8	6.73	3,560	4.46	0.05	-139	WL: 18.36
0844	6,550	21.7	6.74	3,640	154.2	0.04	-142	WL: 18.79
0849	7,800	21.7	6.74	3,630	2.39	0.04	-145	WL: 19.01

FEEZOR ENGINEERING, INC.

FIELD INFORMATION LOG Part 2

SAMPLING INFORMATION:

Sample Point ID: PZ-106-SD

Sampling Method: Bladder Pump

Dedicated: Yes ✓ No

Water Level @ Sampling (ft): 19.01

Well Collection Sequence #: 4 of 36

Parameters: Annual: ___ Semi-Annual: ___ Quarterly: ✓ Monthly: ___ Other: ✓ MDNR sp. sampling

SAMPLE DATA:

Time & Date	Sample Rate	Temp (°C)	pH (std units)	Specific Conductance (µS = µmhos/cm)	Turbidity (NTU)	Dissolved O_2 (mg/L)	ORP (mV)	Notes
3/2/2016 0830	VOC 325 Other 325	21.7	6.74	3,630	2.34	0.04	-145	Clear to lt. gray

INSTRUMENT CALIBRATION DATA:

Start of day: (Date/Time) 3/2/2016 0745

End of day: (Date/time) 3/2/2016 1620

Turbidity Meter: HF MicroTPW

Turb Meter S/N: #20111005I

pH / Sp. Cond. Meter: WTW pH/Cond 3400i

pH / Sp. Cond. Meter S/N: #08200255

ORP / Diss O_2 Meter: WTW pH/Oxi 3400i

ORP / Diss O_2 Meter S/N: #10201629

Purging Event			Sampling Event		
Start of day	End of day		Start of day	End of day	
0.04	N/A	NTU std = 0.02	N/A	0.00	NTU std 0.02
9.94	N/A	NTU std = 10.0	N/A	9.64	NTU std 10.0
988.5	N/A	NTU std = 1,000	N/A	981.3	NTU std 1,000
1421	N/A	µS std = 1,413	N/A	1368	µS std = 1,413
Cell Const 0.470	Cell Const N/A	Cell Const Range: 0.45 - 0.50	Cell Const N/A	Cell Const 0.470	Cell Const Range: 0.45 - 0.50
6.95	N/A	pH std = 7.01 @ 22.3 °C	N/A	7.00	pH std = 7.03 @ 17.7 °C
4.00	N/A	pH std = 4.00 @ 22.4 °C	N/A	4.20	pH std = 4.00 @ 13.3 °C
Slope: 0.94	Slope: N/A	Dissolved O_2 Slope Range: 0.6 to 1.25	Slope: N/A	Slope: 0.73	Dissolved O_2 Slope Range: 0.6 to 1.25
@ Temp 22.8 °C	@ Temp N/A		@ Temp N/A	@ Temp 11.9 °C	

ORP std 221 mV @ 23.3°C = 236 mV

ORP std 225 mV @ 18.1°C = 230 mV

Other Calibration: Not Applicable

GENERAL INFORMATION:

Weather Conditions @ Sampling: Sunny, Calm, 35°F

Sample Characteristics: Clear to lt. gray

COMMENTS AND OBSERVATIONS:

sp. cond within hist. range

Sp. Cond. Prediction Limit = 1,200 µS; Historical Range from May 2011 - Nov 2015: 826 - 6120 µS.

pH Prediction Limits = 6.5 - 7.9 s.u.; Historical Range from May 2011 - Nov 2015: 6.54 - 7.01 s.u.

Well Closed and Locked?: (Y) / N Full Suite Collected? (Y) / N # Bottles Collected: 12 original / 12 dup

co Pace 2 Eborne

collect PZ-106-SD DUP

Date: 3/2/2016 By: Jonathan Wilkinson Title: Project Manager

Company: Feezor Engineering, Inc.

FEEZOR ENGINEERING, INC.

FIELD INFORMATION LOG Part 1

Facility: Bridgeton Landfill

Location: Bridgeton, Missouri

Sample Matrix: Groundwater

Sample Point ID: PZ-107-SS

Sampler(s): ~~Michael Spurgeon~~ Craig Hegna (LBG)

Jonathan Wilkinson

Top of Casing (ft, msl) 464.56

PURGE INFORMATION:

Method of Well Purge: Waterra Pump

Dedicated Equipment: Yes ✓ No

Date/Time Initiated: 3/4/2016 1355

Casing Diameter (inches): 2

Initial Water Level (feet): 30.81

One Borehole Volume (gal): Not Applicable

Initial Water Level Previous Event (feet): 32.98

One Borehole Volume Previous Event (gal): N/A

Ground Water Elevation (ft, msl): 433.75

Total Volume Purged (mL): 7,550 mL

Ground Water Elevation Previous Event (ft, msl 431.58

Purged Dry?: Yes No ✓

Well Total Depth (feet): 103.78

Water Level after Purge (feet): N/A

Well Total Depth Previous Event (feet): 103.78

Date/Time Completed: 3/4/2016 1428

PURGE DATA: Discharge: N/A sec Refill: N/A sec Pressure: N/A psi

Measure field pH, Temp, Specific Conductance, Diss O_2, and Oxidation-Reduction Potential using flow-through cell.

Average Purge Rate: 229 mL / min

Time	Cumulative Volume (mL)	Temp (°C)	pH (std units)	Spec. Conductance (µS = µmhos/cm)	Turbidity (NTU)	Dissolved O_2 (mg/L)	ORP (mV)	Notes
Purge 3000 mL prior to first reading								
1408	3000	13.2	6.78	2220	128.6	2.15	-41	Cloudy
1412	3450	12.8	6.77	2220	84.69	1.98	-37	Cloudy
1416	3980	12.4	6.77	2220	56.72	1.61	-40	Cloudy to clear
1420	5250	14.9	6.75	2220	30.36	0.44	-67	Clear
1424	6320	~~13.5~~ 14.7	6.75	2210	20.11	0.35	-71	Clear
1428	7550	14.5	6.74	2220	13.94	0.30	-78	Clear

Feezor Engineering, Inc. • 3405 Hollenberg Drive • Bridgeton, Missouri 63044

FEEZOR ENGINEERING, INC.

FIELD INFORMATION LOG Part 2

SAMPLING INFORMATION:

Sample Point ID: PZ-107-SS

Sampling Method: Waterra Pump

Dedicated: Yes ✓ No

Water Level @ Sampling (ft): After Sample 76.87

Well Collection Sequence #: 13 of 36

Parameters: Annual: ___ Semi-Annual: ___ Quarterly: ___ Monthly: ___ Other: ✓ MONR split Sampling

SAMPLE DATA:

Time & Date	Sample Rate	Temp (°C)	pH (std units)	Specific Conductance (µS = µmhos/cm)	Turbidity (NTU)	Dissolved O_2 (mg/L)	ORP (mV)	Notes
3/4/2016 1430	VOC: 229 Other: 229	14.5	6.74	2220	13.94	0.30	-78	Clear

INSTRUMENT CALIBRATION DATA:

Start of day: (Date/Time) 3/4/2016 0715

End of day: (Date/time) 3/4/2016 1530

Turbidity Meter: HF MicroTPW

Turb Meter S/N: #20111005L

pH / Sp. Cond. Meter: WTW pH/Cond 3400i

pH / Sp. Cond. Meter S/N: #08200255

ORP / Diss O_2 Meter: WTW pH/Oxi 3400i

ORP / Diss O_2 Meter S/N: #10201689

Purging Event Start of day	Purging Event End of day		Sampling Event Start of day	Sampling Event End of day	
0.01	N/A	NTU std = 0.02	N/A	0.00	NTU std 0.02
9.89	N/A	NTU std = 10.0	N/A	10.61	NTU std 10.0
988.4	N/A	NTU std = 1,000	N/A	1100	NTU std 1,000
1423	N/A	µS std = 1,413	N/A	1415	µS std = 1,413
Cell Const. 0.488	Cell Const. N/A	Cell Const Range: 0.45 - 0.50	Cell Const. N/A	Cell Const. 0.488	Cell Const Range: 0.45 - 0.50
6.96	N/A	pH std = 7.02 @20.9°C	N/A	7.04	pH std = 7.03 @16.6°C
4.08	N/A	pH std = 4.00 @20.7°C	N/A	4.21	pH std = 4.00 @16.6°C
Slope: 0.90	Slope: N/A	Dissolved O_2 Slope Range: 0.6 to 1.25	Slope: N/A	Slope: 0.87	Dissolved O_2 Slope Range: 0.6 to 1.25
@ Temp 22.0°C	@ Temp N/A		@ Temp N/A	@ Temp 12.9°C	

ORP: Std 222 mV @ 21.2°C = 227 mV

ORP: Std 225 mV @ 17.1°C = 230 mV

Other Calibration: Not Applicable

GENERAL INFORMATION:

Weather Conditions @ Sampling: Overcast, Breezy, 45°F

Sample Characteristics: Clear

COMMENTS AND OBSERVATIONS:

Well Closed and Locked? Y / N Full Suite Collected?: Y / N # Bottles Collected: 5 Pace ~ 2 eberline

Date: 3/4/2016 By: Jonathan Wilkinson Title: Project Manager

Company: Feezor Engineering, Inc.

FEEZOR ENGINEERING, INC.

FIELD INFORMATION LOG Part 1

Facility: Bridgeton Landfill

Location: Bridgeton, Missouri

Sample Matrix: Groundwater

Sample Point ID: PZ-109-SS

Sampler(s): (JW) ~~Michael Spurgeon~~ Craig Hegna (LBG)

Jonathan Wilkinson

Top of Casing (ft, msl): 460.19

PURGE INFORMATION:

Method of Well Purge: Bladder Pump

Dedicated Equipment: Yes ✓ No

Date/Time Initiated: 3/10/2016 0907

Casing Diameter (inches): 2

Initial Water Level (feet): 22.13

One Borehole Volume (gal): Not Applicable

Initial Water Level Previous Event (feet): 25.31

One Borehole Volume Previous Event (gal): N/A

Ground Water Elevation (ft, msl): 438.06

Total Volume Purged (mL): 7,120 mL

Ground Water Elevation Previous Event (ft, msl): 434.88

Purged Dry?: Yes No ✓

Well Total Depth (feet): Top of pump = 130.94

Water Level after Purge (feet): 36.85

Well Total Depth Previous Event (feet): Top of pump = 131.00

Date/Time Completed: 3/10/2016 0925

PURGE DATA: Discharge: 4.5 sec Refill: 6.0 sec Pressure: 70 psi

Measure field pH, Temp, Specific Conductance, Diss O_2, and Oxidation-Reduction Potential using flow-through cell.

Average Purge Rate: 396 mL / min

Time	Cumulative Volume (mL)	Temp (°C)	pH (std units)	Spec. Conductance (µS = µmhos/cm)	Turbidity (NTU)	Dissolved O_2 (mg/L)	ORP (mV)	Notes
Purge 2,500 mL prior to first reading								
0913	2500	19.1	7.13	792	1.81	1.20	-2	WL: 27.98; clear
0917	4090	19.3	7.14	797	0.31	1.59	-20	WL: 31.14; clear
0921	5610	19.2	7.15	795	0.65	1.78	-37	WL: 33.78; clear
0925	7120	19.3	7.18	795	0.00	1.85	-48	WL: 36.85; clear

FEEZOR ENGINEERING, INC.

FIELD INFORMATION LOG Part 2

SAMPLING INFORMATION:

Sample Point ID: PZ-109-SS

Sampling Method: Bladder Pump

Dedicated: Yes ✓ No ____

Water Level @ Sampling (ft): 36.85

Well Collection Sequence #: 33 of 36

Parameters: Annual: ____ Semi-Annual: ____ Quarterly: ✓ Monthly: ____ Other: ____

SAMPLE DATA:

Time & Date	Sample Rate	Temp (°C)	pH (std units)	Specific Conductance (µS = µmhos/cm)	Turbidity (NTU)	Dissolved O_2 (mg/L)	ORP (mV)	Notes
3/10/2016 0927	VOC: 396 Other: 396	19.3	7.18	795	10.00	1.85	48	Clear

INSTRUMENT CALIBRATION DATA:

Start of day: (Date/Time) 3/10/2016 0820

End of day: (Date/time) 3/10/2016 1510

Turbidity Meter: HF MicroTPW

Turb Meter S/N: # 20111005

pH / Sp. Cond. Meter: WTW pH/Cond 3400i

pH / Sp. Cond. Meter S/N: # 08202255

ORP / Diss O_2 Meter: WTW pH/Oxi 3400i

ORP / Diss O_2 Meter S/N: # 10201629

Purging Event Start of day	Purging Event End of day		Sampling Event Start of day	Sampling Event End of day	
0.01	N/A	NTU std = 0.02	N/A	0.00	NTU std 0.02
10.24	N/A	NTU std = 10.0	N/A	10.02	NTU std 10.0
994.5	N/A	NTU std = 1,000	N/A	973.9	NTU std 1,000
1445	N/A	µS std = 1,413	N/A	1393	µS std = 1,413
Cell Const: 0.485	Cell Const: N/A	Cell Const Range: 0.45 - 0.50	Cell Const: N/A	Cell Const: 0.485	Cell Const Range: 0.45 - 0.50
7.05	N/A	pH std = 7.05 @ 13.7 °C	N/A	6.98	pH std = 7.03 @ 17.2 °C
4.12	N/A	pH std = 4.00 @ 14.4 °C	N/A	4.16	pH std = 4.00 @ 13.0 °C
Slope: 0.78	Slope: N/A	Dissolved O_2 Slope Range: 0.6 to 1.25	Slope: N/A	Slope: 0.80	Dissolved O_2 Slope Range: 0.6 to 1.25
@ Temp 12.9°C	@ Temp N/A		@ Temp N/A	@ Temp 17.4°C	

ORP: Std 228 mV @ 13.1°C = 236 mV

ORP: Std 225 mV @ 17.2°C = 231 mV

Other Calibration: Not Applicable

GENERAL INFORMATION:

Weather Conditions @ Sampling: Lt. Rain, 50°F

Sample Characteristics: Clear

COMMENTS AND OBSERVATIONS:

Sp. Cond. Prediction Limit = 990 µS; Historical Range from May 2011 - Nov 2015: 715 - 834 µS.

pH Prediction Limits = 6.5 - 8.0 s.u.; Historical Range from May 2011 - Nov 2015: 6.83 - 7.36 s.u.

Well Closed and Locked?: (Y) / N Full Suite Collected?: (Y) / N # Bottles Collected: 7

Date: 3/10/2016 By: Jonathan Wilkinson Title: Project Manager

Company: Feezor Engineering, Inc.

FEEZOR ENGINEERING, INC.

FIELD INFORMATION LOG Part 1

Facility: Bridgeton Landfill

Location: Bridgeton, Missouri

Sample Matrix: Groundwater

Sample Point ID: PZ-110-SS

Sampler(s): Craig Hagna (CBC) ~~Michael Spurgeon~~ Jonathan Wilkinson

Top of Casing (ft, msl): 461.34

PURGE INFORMATION:

Method of Well Purge: Bladder Pump

Dedicated Equipment: Yes ✓ No

Date/Time Initiated: 3/10/2016 0941

Casing Diameter (inches): 2

Initial Water Level (feet): 28.08

One Borehole Volume (gal): Not Applicable

Initial Water Level Previous Event (feet): 28.96

One Borehole Volume Previous Event (gal): N/A

Ground Water Elevation (ft, msl): 433.26

Total Volume Purged (mL): 4,170 mL

Ground Water Elevation Previous Event (ft, msl): 432.36

Purged Dry?: Yes No ✓

Well Total Depth (feet): Top of pump = 107.23

Water Level after Purge (feet): 30.22

Well Total Depth Previous Event (feet): Top of pump = 107.21

Date/Time Completed: 3/10/2016 0959

PURGE DATA: Discharge: @ ~~5.5~~ 4.5 sec Refill: 6.0 sec Pressure: ~~5~~ 30 psi

Measure field pH, Temp, Specific Conductance, Diss O_2, and Oxidation-Reduction Potential using flow-through cell.

Average Purge Rate: 232 mL / min

Time	Cumulative Volume (mL)	Temp (°C)	pH (std units)	Spec. Conductance (µS = µmhos/cm)	Turbidity (NTU)	Dissolved O_2 (mg/L)	ORP (mV)	Notes
Purge 1,750 mL prior to first reading								
0947	1750	14.4	6.80	1894	5.02	0.73	-91	WL: 30.17 ; clear
0951	2580	14.5	6.80	1860	0.46	0.62	-99	WL: 30.21 ; clear
0955	3300	14.4	6.80	1904	0.00	0.46	-109	WL: 30.21 ; clear
0959	4170	14.4	6.79	1945	0.01	0.41	-117	WL: 30.22 ; clear

FEEZOR ENGINEERING, INC.

FIELD INFORMATION LOG Part 2

SAMPLING INFORMATION:

Sample Point ID: PZ-110-SS

Sampling Method: Bladder Pump

Dedicated: Yes ✓ No ____

Water Level @ Sampling (ft): 30.22

Well Collection Sequence #: 34 of 36

Parameters: Annual: ____ Semi-Annual: ____ Quarterly: ✓ Monthly: ____ Other: ____

SAMPLE DATA:

Time & Date	Sample Rate	Temp (°C)	pH (std units)	Specific Conductance (µS = µmhos/cm)	Turbidity (NTU)	Dissolved O_2 (mg/L)	ORP (mV)	Notes
3/10/2016 1001	VOC 232 / Other 232	14.4	6.79	1945	0.01	0.41	-117	Clear

INSTRUMENT CALIBRATION DATA:

Start of day: (Date/Time) 3/10/2016 0820

End of day: (Date/time) 3/10/2016 1510

Turbidity Meter: HF MicroTPW

Turb Meter S/N: # 20111005I

pH / Sp. Cond. Meter: WTW pH/Cond 3400i

pH / Sp. Cond. Meter S/N: # 08210025S

ORP / Diss O_2 Meter: WTW pH/Oxi 3400i

ORP / Diss O_2 Meter S/N: # 10201689

Purging Event			Sampling Event		
Start of day	End of day		Start of day	End of day	
0.01	N/A	NTU std = 0.02	N/A	0.00	NTU std 0.02
10.24	N/A	NTU std = 10.0	N/A	10.02	NTU std 10.0
994.5	N/A	NTU std = 1,000	N/A	973.9	NTU std 1,000
1445	N/A	µS std = 1,413	N/A	1393	µS std = 1,413
Cell Const 0.485	Cell Const N/A	Cell Const Range: 0.45 - 0.50	Cell Const N/A	Cell Const 0.485	Cell Const Range: 0.45 - 0.50
7.05	N/A	pH std = 7.05 @ 13.7 °C	N/A	6.90	pH std = 7.03 @ 17.2 °C
4.12	N/A	pH std = 4.00 @ 14.4 °C	N/A	4.16	pH std = 4.00 @ 17.6 °C
Slope: 0.78	Slope: N/A	Dissolved O_2 Slope Range: 0.6 to 1.25	Slope: N/A	Slope: 0.80	Dissolved O_2 Slope Range: 0.6 to 1.25
@ Temp 12.9°C	@ Temp N/A		@ Temp N/A	@ Temp 17.4°C	
ORP: Std 228 mV @ 13.1°C = 230 mV			ORP: Std 225 mV @ 17.2°C = 231 mV		

Other Calibration: Not Applicable

GENERAL INFORMATION:

Weather Conditions @ Sampling: M. Rain, 50°F

Sample Characteristics: Clear

COMMENTS AND OBSERVATIONS:

Sp. Cond. Prediction Limit = 2,200 µS; Historical Range from May 2011 - Nov 2015: 1402 - 2250 µS.

pH Prediction Limits = 6.0 - 7.6 s.u.; Historical Range from May 2011 - Nov 2015: 6.47 - 6.94 s.u.

Well Closed and Locked?: (Y) / N Full Suite Collected?: (Y) / N # Bottles Collected: 7

Date: 3/10/2016 By: _____ Title: Project Manager

Jonathan Wilkinson

Company: Feezor Engineering, Inc.

FEEZOR ENGINEERING, INC.

FIELD INFORMATION LOG Part 1

Facility: Bridgeton Landfill

Location: Bridgeton, Missouri

Sample Matrix: Groundwater

Sample Point ID: PZ-111-SD

Sampler(s): (Craig Hegnal LBG) ~~Michael Spurgeon~~

Jonathan Wilkinson

Top of Casing (ft, msl) 461.55

PURGE INFORMATION:

Method of Well Purge: Bladder Pump

Dedicated Equipment: Yes ✓ No

Date/Time Initiated: 3/9/2016 1615

Casing Diameter (inches): 2

Initial Water Level (feet): 32.47

One Borehole Volume (gal): Not Applicable

Initial Water Level Previous Event (feet): 34.40

One Borehole Volume Previous Event (gal): N/A

Ground Water Elevation (ft, msl): 429.08

Total Volume Purged (mL): 7,520 mL

Ground Water Elevation Previous Event (ft, msl 427.15

Purged Dry?: Yes No ✓

Well Total Depth (feet): Top of pump = 197.08

Water Level after Purge (feet): 47.61

Well Total Depth Previous Event (feet): Top of pump = 197.08

Date/Time Completed: 3/9/2016 1642

PURGE DATA: Discharge: 4.5 sec Refill: 6.0 sec Pressure: 70 psi

Measure field pH, Temp, Specific Conductance, Diss O_2, and Oxidation-Reduction Potential using flow-through cell.

Average Purge Rate: 358 mL / min

Time	Cumulative Volume (mL)	Temp (°C)	pH (std units)	Spec. Conductance (µS = µmhos/cm)	Turbidity (NTU)	Dissolved O_2 (mg/L)	ORP (mV)	Notes
Purge 3,750 mL prior to first reading								
1617	~~3,750~~ 1,100 mL compressor ran out of gas - go refuel							
1623	resume purging							~~WL~~
1630	3,750	16.7	7.10	821	0.36	0.69	-41	WL: 40.45; clear
1634	4850	16.6	7.09	821	1.58	0.51	-42	WL: 42.60; clear
1638	6200	16.6	7.08	821	0.04	0.41	-42	WL: 45.12; clear
1642	7520	16.6	7.10	820	0.00	0.51	-41	WL: 47.61; clear

FEEZOR ENGINEERING, INC.

FIELD INFORMATION LOG Part 2

SAMPLING INFORMATION:

Sample Point ID: PZ-111-SD

Sampling Method: Bladder Pump

Dedicated: Yes ✓ No

Water Level @ Sampling (ft): 42.61

Well Collection Sequence #: 32 of 36

Parameters: Annual: Semi-Annual: Quarterly: ✓ Monthly: Other:

SAMPLE DATA:

Time & Date	Sample Rate	Temp (°C)	pH (std units)	Specific Conductance (µS = µmhos/cm)	Turbidity (NTU)	Dissolved O_2 (mg/L)	ORP (mV)	Notes
3/9/2016 1644	VOC: 358 Other 358	16.6	7.10	820	0.00	0.51	-41	Clear

INSTRUMENT CALIBRATION DATA:

Start of day: (Date/Time) 3/9/2016 0710

End of day: (Date/Time) 3/9/2016 1655

Turbidity Meter: HF MicroTPW

Turb Meter S/N: # 20111005

pH / Sp. Cond. Meter: WTW pH/Cond 3400i

pH / Sp. Cond. Meter S/N: #08200255

ORP / Diss O_2 Meter: WTW pH/Oxi 3400i

ORP / Diss O_2 Meter S/N: #10201689

Purging Event			Sampling Event		
Start of day	End of day		Start of day	End of day	
0.01	N/A	NTU std = 0.02	N/A	0.71	NTU std = 0.02
9.83	N/A	NTU std = 10.0	N/A	10.70	NTU std = 10.0
999.6	N/A	NTU std = 1,000	N/A	1000	NTU std = 1,000
1437	N/A	µS std = 1.413	N/A	1417	µS std = 1.413
Cell Const: 0.488	Cell Const: N/A	Cell Const Range: 0.45 - 0.50	Cell Const: N/A	Cell Const: 0.488	Cell Const Range: 0.45 - 0.50
7.02	N/A	pH std = 7.04 @ 17.4°C	N/A	6.98	pH std = 7.02 @ 20.2°C
4.11	N/A	pH std = 4.00 @ 16.5°C	N/A	4.14	pH std = 4.00 @ 20.2°C
Slope: 0.84	Slope: N/A	Dissolved O_2 Slope Range: 0.6 to 1.25	Slope: N/A	Slope: 0.92	Dissolved O_2 Slope Range: 0.6 to 1.25
@ Temp 16.5°C	@ Temp N/A		@ Temp N/A	@ Temp 19.6°C	
ORP: Std 224 mV @ 16.2°C = 232 mV			ORP: Std 223 mV @ 20.1°C = 225 mV		

Other Calibration: Not Applicable

GENERAL INFORMATION:

Weather Conditions @ Sampling:

Sample Characteristics:

COMMENTS AND OBSERVATIONS:

Sp. Cond. Prediction Limit = 1,000 µS; Historical Range from May 2011 - Nov 2015: 729 - 851 µS.

pH Prediction Limits = 6.4 - 8.1 s.u.; Historical Range from May 2011 - Nov 2015: 6.89 - 7.43 s.u.

Well Closed and Locked?: (Y) N Full Suite Collected?: (Y) N # Bottles Collected: 7

Date: 3/9/2016 By: Jonathan Wilkinson Title: Project Manager

Company: Feezor Engineering, Inc.

FEEZOR ENGINEERING, INC.

FIELD INFORMATION LOG Part 1

Facility: Bridgeton Landfill

Location: Bridgeton, Missouri

Sample Matrix: Groundwater

Sample Point ID: PZ-114-AS

Sampler(s): Craig Hogan (CBG) ~~Michael Spurgeon~~ Jonathan Wilkinson

Top of Casing (ft, msl) 451.31

PURGE INFORMATION:

Method of Well Purge: Bladder Pump

Dedicated Equipment: Yes ✓ No

Date/Time Initiated: 3/9/2016 1045

Casing Diameter (inches): 2

Initial Water Level (feet): 17.03

One Borehole Volume (gal): Not Applicable

Initial Water Level Previous Event (feet): 18.95

One Borehole Volume Previous Event (gal): N/A

Ground Water Elevation (ft, msl): 434.28

Total Volume Purged (mL): 4,270 mL

Ground Water Elevation Previous Event (ft, msl 432.36

Purged Dry?: Yes No ✓

Well Total Depth (feet): Top of pump = 26.10

Water Level after Purge (feet): 17.16

Well Total Depth Previous Event (feet): Top of pump = 26.11

Date/Time Completed: 3/9/2016 1058

PURGE DATA: Discharge: 2.5 sec Refill: 6.0 sec Pressure: 20 psi

Measure field pH, Temp, Specific Conductance, Diss O_2, and Oxidation-Reduction Potential using flow-through cell.

Average Purge Rate: 329 mL / min

Time	Cumulative Volume (mL)	Temp (°C)	pH (std units)	Spec. Conductance (µS = µmhos/cm)	Turbidity (NTU)	Dissolved O_2 (mg/L)	ORP (mV)	Notes
Purge 250 mL prior to first reading								
1046	250	16.2	6.65	2240	74.61	1.01	-118	WL: 17.12 ; clear
1050	1510	16.4	6.64	2370	54.66	0.30	-133	WL: 17.20 ; clear
1054	2880	16.5	6.64	2360	25.76	0.19	-139	WL: 17.15 ; clear
1058	4270	16.5	6.64	2370	12.83	0.14	-142	WL: 17.16 ; clear

FEEZOR ENGINEERING, INC.

FIELD INFORMATION LOG Part 2

SAMPLING INFORMATION:

Sample Point ID: PZ-114-AS

Sampling Method: Bladder Pump

Dedicated: Yes ✓ No

Water Level @ Sampling (ft): 17.16

Well Collection Sequence #: 24 of 36

Parameters: Annual: ___ Semi-Annual: ___ Quarterly: ✓ Monthly: ___ Other: ___

SAMPLE DATA:

Time & Date	Sample Rate	Temp (°C)	pH (std units)	Specific Conductance (µS = µmhos/cm)	Turbidity (NTU)	Dissolved O_2 (mg/L)	ORP (mV)	Notes
3/9/2016 1420	VOC 324 Other 324	16.5	6.64	2370	12.83	0.14	-142	Clear

INSTRUMENT CALIBRATION DATA:

Start of day: (Date/Time) 3/9/2016 0740

End of day: (Date/time) 3/9/2016 1655

Turbidity Meter: HF MicroTPW

Turb Meter S/N: # 20111005

pH / Sp. Cond. Meter: WTW pH/Cond 3400i

pH / Sp. Cond. Meter S/N: # 08200255

ORP / Diss O_2 Meter: WTW pH/Oxi 3400i

ORP / Diss O_2 Meter S/N: # 10201609

Purging Event			Sampling Event		
Start of day	End of day		Start of day	End of day	
0.01	N/A	NTU std = 0.02	N/A	0.01	NTU std 0.02
9.83	N/A	NTU std = 10.0	N/A	10.20	NTU std 10.0
999.6	N/A	NTU std = 1,000	N/A	1000	NTU std 1,000
1437	N/A	µS std = 1,413	N/A	1417	µS std = 1,413
Cell Const 0.4988	Cell Const N/A	Cell Const Range: 0.45 - 0.50	Cell Const N/A	Cell Const 0.4988	Cell Const Range: 0.45 - 0.50
7.02	N/A	pH std = 7.04 @ 23.4 °C	N/A	6.98	pH std = 7.02 @ 20.2 °C
4.11	N/A	pH std = 4.00 @ 16.5 °C	N/A	4.14	pH std = 4.00 @ 20.2 °C
Slope: 0.84	Slope: N/A	Dissolved O_2 Slope Range: 0.6 to 1.25	Slope: N/A	Slope: 0.92	Dissolved O_2 Slope Range: 0.6 to 1.25
@ Temp 16.5°C	@ Temp N/A		@ Temp N/A	@ Temp 19.6°C	

ORP: Std 226 mV @ 16.2°C = 232 mV

ORP: Std 223 mV @ 20.1°C = 225 mV

Other Calibration: Not Applicable

GENERAL INFORMATION:

Weather Conditions @ Sampling: Drizzle, Overcast, 60°F

Sample Characteristics: Clear

COMMENTS AND OBSERVATIONS:

Sp. Cond. Prediction Limit = 3,400 µS; Historical Range from May 2011 - Nov 2015: 1556 - 2740 µS.

pH Prediction Limits = 6.2 - 7.0 s.u.; Historical Range from May 2011 - Nov 2015: 6.57 - 6.79 s.u.

Well Closed and Locked?: (Y) / N Full Suite Collected?: (Y) / N # Bottles Collected: 7

Date: 3/9/2016 By: Jonathan Wilkinson Title: Project Manager

Company: Feezor Engineering, Inc.

FEEZOR ENGINEERING, INC.

FIELD INFORMATION LOG Part 1

Facility: Bridgeton Landfill

Location: Bridgeton, Missouri

Sample Matrix: Groundwater

Sample Point ID: PZ-115-SS

Sampler(s): Craig Hegna (LBG) ~~Michael Spurgeon~~ JW

Jonathan Wilkinson

Top of Casing (ft, msl) 452.30

PURGE INFORMATION:

Method of Well Purge: Bladder Pump

Dedicated Equipment: Yes ✓ No

Date/Time Initiated: 3/9/2016 1012

Casing Diameter (inches): 2

Initial Water Level (feet): 13.11

One Borehole Volume (gal): Not Applicable

Initial Water Level Previous Event (feet): 14.41

One Borehole Volume Previous Event (gal): N/A

Ground Water Elevation (ft, msl): 439.19

Total Volume Purged (mL): 6,250 mL

Ground Water Elevation Previous Event (ft, msl 437.89

Purged Dry?: Yes No ✓

Well Total Depth (feet): Top of pump = 81.02

Water Level after Purge (feet): 17.87

Well Total Depth Previous Event (feet): Top of pump = 81.03

Date/Time Completed: 3/9/2016 1034

PURGE DATA: Discharge: 4.5 sec Refill: 6.0 sec Pressure: 45 psi

Measure field pH, Temp, Specific Conductance, Diss O_2, and Oxidation-Reduction Potential using flow-through cell.

Average Purge Rate: 284 mL / min

Time	Cumulative Volume (mL)	Temp (°C)	pH (std units)	Spec. Conductance (µS = µmhos/cm)	Turbidity (NTU)	Dissolved O_2 (mg/L)	ORP (mV)	Notes
Purge 1600 mL prior to first reading								
1018	1600	15.5	6.61	2800	2.23	0.47	-50	WL: 15.38; clear
1022	2540	15.5	6.60	2840	0.60	0.35	-55	WL: 15.93; clear
1026	3750	15.6	6.62	2590	1.19	0.26	-52	WL: 16.79; clear
1030	4950	15.6	6.62	2540	0.01	0.21	-50	WL: 17.32; clear
1034	6250	15.6	6.62	2530	0.20	0.27	-50	WL: 17.87; clear

FEEZOR ENGINEERING, INC.

FIELD INFORMATION LOG Part 2

SAMPLING INFORMATION:

Sample Point ID: PZ-115-SS

Sampling Method: Bladder Pump

Dedicated: Yes ✓ No

Water Level @ Sampling (ft): 17.87

Well Collection Sequence #: 23 of 30

Parameters: Annual: Semi-Annual: Quarterly: ✓ Monthly: Other:

SAMPLE DATA:

Time & Date	Sample Rate	Temp (°C)	pH (std units)	Specific Conductance (µS = µmhos/cm)	Turbidity (NTU)	Dissolved O_2 (mg/L)	ORP (mV)	Notes
3/9/2016 1038	VOC: 284 Other: 284	15.6	6.62	2530	0.20	0.27	-50	Clear

INSTRUMENT CALIBRATION DATA:

	Purging Event			Sampling Event		
	Start of day	End of day		Start of day	End of day	
	0.01	N/A	NTU std = 0.02	N/A	0.71	NTU std 0.02
	9.83	N/A	NTU std = 10.0	N/A	10.70	NTU std 10.0
	999.6	N/A	NTU std = 1,000	N/A	1000	NTU std 1,000
	1437	N/A	µS std = 1,413	N/A	1417	µS std = 1,413
	Cell Const: 0.488	Cell Const: N/A	Cell Const Range: 0.45 - 0.50	Cell Const: N/A	Cell Const: 0.488	Cell Const Range: 0.45 - 0.50
	7.02	N/A	pH std = 7.04 @17.4 °C	N/A	6.98	pH std = 7.02 @20.2 °C
	4.11	N/A	pH std = 4.00 @16.5 °C	N/A	4.14	pH std = 4.00 @20.2 °C
	Slope: 0.84	Slope: N/A	Dissolved O_2 Slope Range: 0.6 to 1.25	Slope: N/A	Slope: 0.92	Dissolved O_2 Slope Range: 0.6 to 1.25
	@ Temp 16.5°C	@ Temp N/A		@ Temp N/A	@ Temp 19.6°C	

Start of day (Date/Time): 3/9/2016 0710

End of day (Date/Time): 3/9/2016 1655

Turbidity Meter: HF MicroTPW

Turb Meter S/N: #20111057

pH / Sp. Cond. Meter: WTW pH/Cond 3400i

pH / Sp. Cond. Meter S/N: #08200255

ORP / Diss O_2 Meter: WTW pH/Oxi 3400i

ORP / Diss O_2 Meter S/N: #10201689

ORP: Std 226 mV @ 16.2°C = 232 mV

ORP: Std 223 mV @ 20.1°C = 225 mV

Other Calibration: Not Applicable

GENERAL INFORMATION:

Weather Conditions @ Sampling: Drizzle, Overcast, 60°F

Sample Characteristics: Clear

COMMENTS AND OBSERVATIONS:

Sp. Cond. Prediction Limit = 3,500 µS; Historical Range from May 2011 - Nov 2015: 1320 - 2740 µS.

pH Prediction Limits = 6.0 - 7.6 s.u.; Historical Range from May 2011 - Nov 2015: 6.6 - 6.91 s.u.

Well Closed and Locked? (Y) / N Full Suite Collected? (Y) N # Bottles Collected: 7

Date: 3/9/2016 By: Jonathan Wilkinson Title: Project Manager

Company: Feezor Engineering, Inc.

FEEZOR ENGINEERING, INC.

FIELD INFORMATION LOG Part 1

Facility: Bridgeton Landfill

Location: Bridgeton, Missouri

Sample Matrix: Groundwater

Sample Point ID: PZ-116-SS

Sampler(s): (2) Craig Hegna (1865) ~~Michael Spurgeon~~ Jonathan Wilkinson

Top of Casing (ft, msl): 484.85

PURGE INFORMATION:

Method of Well Purge: Bladder Pump

Dedicated Equipment: Yes ✓ No

Date/Time Initiated: 3/3/2016 1336

Casing Diameter (inches): 2

Initial Water Level (feet): 15.90

One Borehole Volume (gal): Not Applicable

Initial Water Level Previous Event (feet): 17.65

One Borehole Volume Previous Event (gal): N/A

Ground Water Elevation (ft, msl): 468.95

Total Volume Purged (mL): 6,600 mL

Ground Water Elevation Previous Event (ft, msl): 467.20

Purged Dry?: Yes No ✓

Well Total Depth (feet): Top of pump = 149.85

Water Level after Purge (feet): 29.58

Well Total Depth Previous Event (feet): Top of pump = 149.65

Date/Time Completed: 3/3/2016 1358

PURGE DATA: Discharge: 5.7 sec Refill: 6.0 sec Pressure: 77 psi

Measure field pH, Temp, Specific Conductance, Diss O_2, and Oxidation-Reduction Potential using flow-through cell.

Average Purge Rate: 303 mL / min

Time	Cumulative Volume (mL)	Temp (°C)	pH (std units)	Spec. Conductance (µS = µmhos/cm)	Turbidity (NTU)	Dissolved O_2 (mg/L)	ORP (mV)	Notes
Purge 3000 mL prior to first reading								
1346	3,000	21.4	7.55	629	1.36	1.36	23	WL: 22.44; clear
1350	4150	21.4	7.54	625	0.12	1.39	26	WL: 24.67; clear
1354	5400	21.4	7.54	621	0.09	1.40	40	WL: 27.11; clear
1358	6600	21.4	7.55	618	0.41	1.87	45	WL: 29.58; clear

FEEZOR ENGINEERING, INC.

FIELD INFORMATION LOG Part 2

SAMPLING INFORMATION:

Sample Point ID: PZ-116-SS

Sampling Method: Bladder Pump

Dedicated: Yes ✓ No

Water Level @ Sampling (ft): 29.58

Well Collection Sequence #: 9 of 36

Parameters: Annual: ___ Semi-Annual: ___ Quarterly: ___ Monthly: ___ Other: ✓ MDNR split sampling

SAMPLE DATA:

Time & Date	Sample Rate (mL/min)	Temp (°C)	pH (std units)	Specific Conductance (µS = µmhos/cm)	Turbidity (NTU)	Dissolved O_2 (mg/L)	ORP (mV)	Notes
3/3/2016 1400	VOC 303 / Other 303	21.4	7.55	618	0.41	1.87	45	Clear

INSTRUMENT CALIBRATION DATA:

Start of day: (Date/Time) 3/3/2016 0750

End of day: (Date/time) 3/3/2016 1630

Turbidity Meter: HF MicroTPW

Turb Meter S/N: # 20110051

pH / Sp. Cond. Meter: WTW pH/Cond 3400i

pH / Sp. Cond. Meter S/N: # 08200255

ORP / Diss O_2 Meter: WTW pH/Oxi 3400i

ORP / Diss O_2 Meter S/N: # 10201689

Purging Event Start of day	Purging Event End of day		Sampling Event Start of day	Sampling Event End of day	
0.13	N/A	NTU std = 0.02	N/A	0.00	NTU std 0.02
9.89	N/A	NTU std = 10.0	N/A	10.12	NTU std 10.0
974.9	N/A	NTU std = 1,000	N/A	1000	NTU std 1,000
1422	N/A	µS std = 1,413	N/A	1412	µS std = 1,413
Cell Const 0.483	Cell Const N/A	Cell Const Range: 0.45 - 0.50	Cell Const N/A	Cell Const 0.483	Cell Const Range: 0.45 - 0.50
6.97	N/A	pH std = 7.01 @21.3 °C	N/A	7.09	pH std = 7.03 @16.8 °C
4.10	N/A	pH std = 4.00 @21.2 °C	N/A	4.15	pH std = 4.00 @17.6 °C
Slope: 0.60	Slope: N/A	Dissolved O_2 Slope Range: 0.6 to 1.25	Slope: N/A	Slope: 0.87	Dissolved O_2 Slope Range: 0.6 to 1.25
@ Temp 22.7°C	@ Temp N/A		@ Temp N/A	@ Temp 15.9°C	

ORP Std 222 mV @ 21.4°C = 234 mV

ORP Std 225 mV @ 17.2°C = 75 mV (tip cracked after collecting LC3-5A)

Other Calibration: Not Applicable

GENERAL INFORMATION:

Weather Conditions @ Sampling: Overcast, Lt. Breeze, 40°F

Sample Characteristics: Clear

COMMENTS AND OBSERVATIONS:

Well Closed and Locked?: (Y) / N Full Suite Collected?: (Y) / N # Bottles Collected: 10 - 8 Pace - 2 Eberline

Pace does not need 2 x 1L Nectglass anymore

Date: 3/3/2016 By: [signature] Jonathan Wilkinson Title: Project Manager

Company: Feezor Engineering, Inc.

Feezor Engineering, Inc. • 3405 Hollenberg Drive • Bridgeton, Missouri 63044

FEEZOR ENGINEERING, INC.

FIELD INFORMATION LOG Part 1

Facility: Bridgeton Landfill

Location: Bridgeton, Missouri

Sample Matrix: Groundwater

Sample Point ID: PZ-200-SS

Sampler(s): ~~Michael Spurgeon~~ Craig Hegna (LSA) Jonathan Wilkinson

Top of Casing (ft, msl): 485.57

PURGE INFORMATION:

Method of Well Purge: Waterra Pump

Dedicated Equipment: Yes ✓ No

Date/Time Initiated: 3/8/2016 1228

Casing Diameter (inches): 2

Initial Water Level (feet): 20.50

One Borehole Volume (gal): Not Applicable

Initial Water Level Previous Event (feet): 20.41

One Borehole Volume Previous Event (gal): N/A

Ground Water Elevation (ft, msl): 465.07

Total Volume Purged (mL): 7,330 mL

Ground Water Elevation Previous Event (ft, msl): 465.16

Purged Dry?: Yes No ✓

Well Total Depth (feet): 99.50

Water Level after Purge (feet): N/A

Well Total Depth Previous Event (feet): 99.49

Date/Time Completed: 3/8/2016 1252

PURGE DATA: Discharge: N/A sec Refill: N/A sec Pressure: N/A psi

Measure field pH, Temp, Specific Conductance, Diss O_2, and Oxidation-Reduction Potential using flow-through cell.

Average Purge Rate: 305 mL / min

Time	Cumulative Volume (mL)	Temp (°C)	pH (std units)	Spec. Conductance (µS = µmhos/cm)	Turbidity (NTU)	Dissolved O_2 (mg/L)	ORP (mV)	Notes
Purge 3500 mL prior to first reading								
1240	3,500	17.3	6.28	2720	117.1	1.30	-60	Lt. gray
1244	4,930	17.4	6.21	2690	84.17	1.00	-52	Lt. gray
1248	6,140	17.2	6.20	2650	41.37	0.81	-57	Clear to lt. gray
1252	7,330	17.3	6.19	2620	38.68	0.67	-58	Clear

FEEZOR ENGINEERING, INC.

FIELD INFORMATION LOG Part 2

SAMPLING INFORMATION:

Sample Point ID: PZ-200-SS

Sampling Method: Waterra Pump

Dedicated: Yes ✓ No

Water Level @ Sampling (ft): 20.81

Well Collection Sequence #: 21 of 36

Parameters: Annual: ___ Semi-Annual: ___ Quarterly: ___ Monthly: ___ Other: ✓

MANR split sampling

SAMPLE DATA:

Time & Date	Sample Rate mL/min	Temp (°C)	pH (std units)	Specific Conductance (µS = µmhos/cm)	Turbidity (NTU)	Dissolved O_2 (mg/L)	ORP (mV)	Notes
3/8/2016 1255	VOC: 305 Other: 305	17.3	6.19	2620	38.68	0.67	-58	Clear

INSTRUMENT CALIBRATION DATA:

Start of day: (Date/Time) 3/8/2016 0715

End of day: (Date/time) 3/8/2016 1505

Turbidity Meter: HF MicroTPW

Turb Meter S/N: # 201110051

pH / Sp. Cond. Meter: WTW pH/Cond 3400i

pH / Sp. Cond. Meter S/N: # 08200255

ORP / Diss O_2 Meter: WTW pH/Oxi 3400i

ORP / Diss O_2 Meter S/N: # 10201689

Purging Event Start of day	Purging Event End of day		Sampling Event Start of day	Sampling Event End of day	
0.00	N/A	NTU std = 0.02	N/A	0.00	NTU std 0.02
10.00	N/A	NTU std = 10.0	N/A	12.92	NTU std 10.0
998.0	N/A	NTU std = 1,000	N/A	969.4	NTU std 1,000
1426	N/A	µS std = 1,413	N/A	1391	µS std = 1,413
Cell Const 0.479	Cell Const N/A	Cell Const Range: 0.45 - 0.50	Cell Const N/A	Cell Const 0.479	Cell Const Range: 0.45 - 0.50
6.99	N/A	pH std = 7.02 @ 19.2 °C	N/A	6.96	pH std = 7.01 @ 23.7 °C
4.09	N/A	pH std = 4.00 @ 19.1 °C	N/A	4.10	pH std = 4.01 @ 23.7 °C
Slope: 0.83	Slope: N/A	Dissolved O_2 Slope Range: 0.6 to 1.25	Slope: N/A	Slope: 0.95	Dissolved O_2 Slope Range: 0.6 to 1.25
@ Temp 19.6°C	@ Temp N/A		@ Temp N/A	@ Temp 23.8°C	

ORP: Std 223 mV @ 19.5°C = 233 mV

ORP: Std 221 mV @ 23.8°C = 219 mV

Other Calibration: Not Applicable

GENERAL INFORMATION:

Weather Conditions @ Sampling: Mostly Cloudy, Wind ~20mph, 65°F

Sample Characteristics: Clear

COMMENTS AND OBSERVATIONS:

Well Closed and Locked? (Y) / N Full Suite Collected? (Y) / N # Bottles Collected: 1 - 8 Pace - 3 Eberline (1 field filtered)

Date: 3/8/2016 By: [signature] Jonathan Wilkinson Title: Project Manager

Company: Feezor Engineering, Inc.

Feezor Engineering, Inc. • 3405 Hollenberg Drive • Bridgeton, Missouri 63044

FEEZOR ENGINEERING, INC.

FIELD INFORMATION LOG Part 1

Facility: Bridgeton Landfill

Location: Bridgeton, Missouri

Sample Matrix: Groundwater

Sample Point ID: PZ-201A-SS

Sampler(s): Michael Spurgeon

Jonathan Wilkinson

Top of Casing (ft, msl) Craig Hegna (LS#) 480.16

PURGE INFORMATION:

Method of Well Purge: Bladder Pump

Dedicated Equipment: Yes ✓ No

Date/Time Initiated: 3/3/2016 1046

Casing Diameter (inches): 2

Initial Water Level (feet): 9.80

One Borehole Volume (gal): Not Applicable

Initial Water Level Previous Event (feet): 9.83

One Borehole Volume Previous Event (gal): N/A

Ground Water Elevation (ft, msl): 470.36

Total Volume Purged (mL): 5,350 mL

Ground Water Elevation Previous Event (ft, msl): 470.33

Purged Dry?: Yes No ✓

Well Total Depth (feet): Top of pump = 86.21

Water Level after Purge (feet): 21.43

Well Total Depth Previous Event (feet): Top of pump = 86.20

Date/Time Completed: 3/3/2016 1105

PURGE DATA: Discharge: 4.5 sec Refill: 6.0 sec Pressure: 50 psi

Measure field pH, Temp, Specific Conductance, Diss O_2, and Oxidation-Reduction Potential using flow-through cell.

Average Purge Rate: 202 mL / min

Time	Cumulative Volume (mL)	Temp (°C)	pH (std units)	Spec. Conductance (µS = µmhos/cm)	Turbidity (NTU)	Dissolved O_2 (mg/L)	ORP (mV)	Notes
Purge 1,750 mL prior to first reading								
1053	1,750	15.1	7.22	784	15.41	1.42	22	WL: 14.01; clear
1057	2,660	15.1	7.22	789	6.05	1.36	27	WL: 15.53; clear
1101	3,960	15.3	7.21	776	5.75	1.42	28	WL: 18.51; clear
1105	5,350	15.5	7.21	775	2.99	1.55	34	WL: 21.43; clear

FEEZOR ENGINEERING, INC.

FIELD INFORMATION LOG Part 2

SAMPLING INFORMATION:

Sample Point ID: PZ-201A-SS

Sampling Method: Bladder Pump

Dedicated: Yes ✓ No ____

Water Level @ Sampling (ft): 21.43

Well Collection Sequence #: 8 of 36

Parameters: Annual: ____ Semi-Annual: ____ Quarterly: ✓ Monthly: ____ Other: ____

SAMPLE DATA:

Time & Date	Sample Rate	Temp (°C)	pH (std units)	Specific Conductance (µS = µmhos/cm)	Turbidity (NTU)	Dissolved O_2 (mg/L)	ORP (mV)	Notes
3/3/2016 1108	VOC 282 Other 282	15.5	7.21	775	2.99	1.55	34	Clear

INSTRUMENT CALIBRATION DATA:

Start of day: (Date/Time) 3/3/2016 0750

End of day: (Date/time) 3/3/2016 1630

Turbidity Meter: HF MicroTPW

Turb Meter S/N: #20111005I

pH / Sp. Cond. Meter: WTW pH/Cond 3400i

pH / Sp. Cond. Meter S/N: # 08200285

ORP / Diss O_2 Meter: WTW pH/Oxi 3400i

ORP / Diss O_2 Meter S/N: # 10201689

Purging Event			Sampling Event		
Start of day	End of day		Start of day	End of day	
0.13	N/A	NTU std = 0.02	N/A	0.00	NTU std 0.02
9.89	N/A	NTU std = 10.0	N/A	10.12	NTU std 10.0
974.9	N/A	NTU std = 1,000	N/A	1000	NTU std 1,000
1422	N/A	µS std = 1,413	N/A	1412	µS std = 1,413
Cell Const: 0.483	Cell Const: N/A	Cell Const Range: 0.45 - 0.50	Cell Const: N/A	Cell Const: 0.483	Cell Const Range: 0.45 - 0.50
6.97	N/A	pH std = 7.01 @21.3 °C	N/A	7.09	pH std = 7.03 @16.8 °C
4.10	N/A	pH std = 4.00 @21.2 °C	N/A	4.15	pH std = 4.00 @17.6 °C
Slope: 0.60	Slope: N/A	Dissolved O_2 Slope Range: 0.6 to 1.25	Slope: N/A	Slope: 0.87	Dissolved O_2 Slope Range: 0.6 to 1.25
@ Temp 22.7°C	@ Temp N/A		@ Temp N/A	@ Temp 15.9°C	

ORP: Std 222 mV @ 21.4°C = 234 mV

ORP: Std 225 mV @ 17.2°C = 75 mV (tip cracked after collecting LCS-SA)

Other Calibration: Not Applicable

GENERAL INFORMATION:

Weather Conditions @ Sampling: Lt. Rain, 45°F

Sample Charecteristics: Clear

COMMENTS AND OBSERVATIONS:

Sp. Cond. Prediction Limit = 970 µS; Historical Range from May 2011 - Nov 2015: 793 - 856 µS.

pH Prediction Limits = 6.4 - 8.3 s.u.; Historical Range from May 2011 - Nov 2015: 6.8 - 7.2 s.u.

Well Closed and Locked?: (Y) / N Full Suite Collected?: (Y) / N # Bottles Collected: 12 < 10 Pace 2 Eberline

Date: 3/3/2016 By: Jonathan Wilkinson Title: Project Manager

Company: Feezor Engineering, Inc.

FEEZOR ENGINEERING, INC.

FIELD INFORMATION LOG Part 1

Facility: Bridgeton Landfill

Location: Bridgeton, Missouri

Sample Matrix: Groundwater

Sample Point ID: PZ-202-SS

Sampler(s): Michael Spurgeon

Jonathan Wilkinson

Top of Casing (ft, msl) 481.02

PURGE INFORMATION:

Method of Well Purge: Bladder Pump

Dedicated Equipment: Yes ✓ No

Date/Time Initiated: 3/3/2016 0833

Casing Diameter (inches): 2

Initial Water Level (feet): 11.64

One Borehole Volume (gal): Not Applicable

Initial Water Level Previous Event (feet): 11.89

One Borehole Volume Previous Event (gal): N/A

Ground Water Elevation (ft, msl): 469.38

Total Volume Purged (mL): 6,000 mL

Ground Water Elevation Previous Event (ft, msl 469.13

Purged Dry?: Yes No ✓

Well Total Depth (feet): Top of pump = 85.20

Water Level after Purge (feet): 11.69

Well Total Depth Previous Event (feet): Top of pump = 85.24

Date/Time Completed: 3/3/2016 0852

PURGE DATA: Discharge: 4.5 sec Refill: 6.0 sec Pressure: 45 psi

Measure field pH, Temp, Specific Conductance, Diss O_2, and Oxidation-Reduction Potential using flow-through cell.

Average Purge Rate: 816 mL / min

Time	Cumulative Volume (mL)	Temp (°C)	pH (std units)	Spec. Conductance (µS = µmhos/cm)	Turbidity (NTU)	Dissolved O_2 (mg/L)	ORP (mV)	Notes
Purge @ ~~31~~ 1,750 mL prior to first reading								
0840	1,750	14.7	6.64	5180	20.97	0.64	-71	WL: 11.74; clear
0844	2,950	14.5	6.64	5290	15.78	0.16	-117	WL: 11.71; clear
0848	4,250	14.4	6.64	5320	9.04	0.45	-121	WL: 11.65; clear
0852	6,000	14.6	6.64	5310	7.84	0.20	-122	WL: 11.69; clear

FEEZOR ENGINEERING, INC.

FIELD INFORMATION LOG Part 2

SAMPLING INFORMATION:

Sample Point ID: PZ-202-SS

Sampling Method: Bladder Pump

Dedicated: Yes ✓ No ____

Water Level @ Sampling (ft): 11.69

Well Collection Sequence #: 7 of 36

Parameters: Annual: ____ Semi-Annual: ____ Quarterly: ____ Monthly: ____ Other: ✓

MS/D split sampling

SAMPLE DATA:

Time & Date	Sample Rate	Temp (°C)	pH (std units)	Specific Conductance (µS = umhos/cm)	Turbidity (NTU)	Dissolved O_2 (mg/L)	ORP (mV)	Notes
3/3/2016 0855	VOC 316	14.6	6.64	5310	7.84	0.20	-122	Clear
	Other 316							

INSTRUMENT CALIBRATION DATA:

Start of day: (Date/Time) 3/3/2016 0850

End of day: (Date/time) 3/3/2016 1630

Turbidity Meter: HF MicroTPW

Turb Meter S/N: # 20111005

pH / Sp. Cond. Meter: WTW pH/Cond 3400i

pH / Sp. Cond. Meter S/N: # 08200255

ORP / Diss O_2 Meter: WTW pH/Oxi 3400i

ORP / Diss O_2 Meter S/N: # 10201689

Purging Event Start of day	Purging Event End of day		Sampling Event Start of day	Sampling Event End of day	
0.13	N/A	NTU std = 0.02	N/A	0.00	NTU std 0.02
9.89	N/A	NTU std = 10.0	N/A	10.12	NTU std 10.0
974.9	N/A	NTU std = 1,000	N/A	1000	NTU std 1,000
1422	N/A	µS std = 1,413	N/A	1412	µS std = 1,413
Cell Const 0.483	Cell Const N/A	Cell Const Range: 0.45 - 0.50	Cell Const N/A	Cell Const 0.483	Cell Const Range: 0.45 - 0.50
6.97	N/A	pH std = 7.01 @21.3 °C	N/A	7.09	pH std = 7.03 @16.8 °C
4.10	N/A	pH std = 4.00 @21.2°C	N/A	4.15	pH std = 4.00 @17.6 °C
Slope: 0.60	Slope: N/A	Dissolved O_2 Slope Range: 0.6 to 1.25	Slope: N/A	Slope: 0.87	Dissolved O_2 Slope Range: 0.6 to 1.25
@ Temp 22.7°C	@ Temp N/A		@ Temp N/A	@ Temp 15.9°C	

ORP: Std 222 mV @ 21.4°C = 234 mV

ORP: Std 225 mV @ 17.2°C = 75 mV (DO checked at end of Sampling on 3/3/2016).

Other Calibration: Not Applicable

GENERAL INFORMATION:

Weather Conditions @ Sampling: Lt. Rain, 40°F

Sample Characteristics: Clear

COMMENTS AND OBSERVATIONS:

Well Closed and Locked?: (Y) N Full Suite Collected?: (Y) N # Bottles Collected: 12 - 10 Poly, 2 Eberline

Date: 3/3/2016 By: Jonathan Wilkinson Title: Project Manager

Company: Feezor Engineering, Inc.

FEEZOR ENGINEERING, INC.

FIELD INFORMATION LOG Part 1

Facility: Bridgeton Landfill

Location: Bridgeton, Missouri

Sample Matrix: Groundwater

Sample Point ID: PZ-203-SS

Sampler(s): Craig Hegna (LBG) ~~Michael Spurgeon~~

Jonathan Wilkinson

Top of Casing (ft, msl) 465.83

PURGE INFORMATION:

Method of Well Purge: Waterra Pump

Dedicated Equipment: Yes ✓ No

Date/Time Initiated: 3/7/2016 1414

Casing Diameter (inches): 2

Initial Water Level (feet): 24.87

One Borehole Volume (gal): Not Applicable

Initial Water Level Previous Event (feet): 25.47

One Borehole Volume Previous Event (gal): N/A

Ground Water Elevation (ft, msl): 440.96

Total Volume Purged (mL): 6,840 mL

Ground Water Elevation Previous Event (ft, msl 440.36

Purged Dry?: Yes No ✓

Well Total Depth (feet): 111.11

Water Level after Purge (feet): N/A

Well Total Depth Previous Event (feet): 111.37

Date/Time Completed: 3/7/2016 1437

PURGE DATA: Discharge: N/A sec Refill: N/A sec Pressure: N/A psi

Measure field pH, Temp, Specific Conductance, Diss O_2, and Oxidation-Reduction Potential using flow-through cell.

Average Purge Rate: 297 mL / min

Time	Cumulative Volume (mL)	Temp (°C)	pH (std units)	Spec. Conductance (µS = µmhos/cm)	Turbidity (NTU)	Dissolved O_2 (mg/L)	ORP (mV)	Notes
Purge 3,500 mL prior to first reading								
1425	3,500	17.4	7.01	772	14.63	2.80	-83	~~[illegible]~~ Clear
1429	4560	17.1	7.01	773	14.60	1.98	-71	Clear
1433	5650	16.6	7.02	769	17.80	1.54	-69	Clear
1437	6840	17.1	7.02	766	8.81	1.27	-70	Clear

FEEZOR ENGINEERING, INC.

FIELD INFORMATION LOG Part 2

SAMPLING INFORMATION:

Sample Point ID: PZ-203-SS

Sampling Method: Waterra Pump

Dedicated: Yes ✓ No

Water Level @ Sampling (ft): 25.85 (after)

Well Collection Sequence #: 17 of 36

Parameters: Annual: ___ Semi-Annual: ___ Quarterly: ___ Monthly: ___ Other: ✓

MDNR split sampling

SAMPLE DATA:

Time & Date	Sample Rate	Temp (°C)	pH (std units)	Specific Conductance (µS = µmhos/cm)	Turbidity (NTU)	Dissolved O_2 (mg/L)	ORP (mV)	Notes
3/7/2016 1439	VOC: 293 Other: 292	17.1	7.02	766	8.81	1.27	-70	Clear

INSTRUMENT CALIBRATION DATA:

Start of day: (Date/Time) 3/7/2016 0715

End of day: (Date/time) 3/7/2016 1630

Turbidity Meter: HF MicroTPW

Turb Meter S/N: # 20110051

pH / Sp. Cond. Meter: WTW pH/Cond 3400i

pH / Sp. Cond. Meter S/N: # 08200895

ORP / Diss O_2 Meter: WTW pH/Oxi 3400i

ORP / Diss O_2 Meter S/N: #10201489

Purging Event			Sampling Event		
Start of day	End of day		Start of day	End of day	
0.02	N/A	NTU std = 0.02	N/A	1.07	NTU std 0.02
10.06	N/A	NTU std = 10.0	N/A	9.98	NTU std 10.0
995.0	N/A	NTU std = 1,000	N/A	1000	NTU std 1,000
1425	N/A	µS std = 1,413	N/A	1419	µS std = 1,413
Cell Const 0.491	Cell Const: N/A	Cell Const Range: 0.45 - 0.50	Cell Const: N/A	Cell Const 0.495	Cell Const Range: 0.45 - 0.50
6.95	N/A	pH std = 7.02 @ 21.0 °C	N/A	6.94	pH std = 7.01 @ 23.6 °C
4.00	N/A	pH std = 4.00 @ 20.7 °C	N/A	4.12	pH std = 4.01 @ 23.7 °C
Slope: 0.87	Slope: N/A	Dissolved O_2 Slope Range: 0.6 to 1.25	Slope: N/A	Slope: 0.87	Dissolved O_2 Slope Range: 0.6 to 1.25
@ Temp 21.2°C	@ Temp N/A		@ Temp N/A	@ Temp 23.9°C	

ORP: std 223 mV @ 20.8°C = 224 mV

ORP: std 221 mV @ 23.4°C = 219 mV

Other Calibration: Not Applicable

GENERAL INFORMATION:

Weather Conditions @ Sampling: Mostly sunny. Breezy, 70°F

Sample Characteristics: Clear

COMMENTS AND OBSERVATIONS:

Well Closed and Locked? (Y) N Full Suite Collected? (Y) N # Bottles Collected: 10 - 8 Race - 2 Eberline

Date: 3/7/2016 By: Jonathan Wilkinson Title: Project Manager

Company: Feezor Engineering, Inc.

FEEZOR ENGINEERING, INC.

FIELD INFORMATION LOG Part 1

Facility: Bridgeton Landfill

Location: Bridgeton, Missouri

Sample Matrix: Groundwater

Sample Point ID: PZ-205-SS

Sampler(s): Michael Spurgeon

Jonathan Wilkinson

Top of Casing (ft, msl) 465.83

PURGE INFORMATION:

Method of Well Purge: Bladder Pump

Dedicated Equipment: Yes ✓ No

Date/Time Initiated: 3/2/2016 1416

Casing Diameter (inches): 2

Initial Water Level (feet): 29.02

One Borehole Volume (gal): Not Applicable

Initial Water Level Previous Event (feet): 30.17

One Borehole Volume Previous Event (gal): N/A

Ground Water Elevation (ft, msl): 436.81

Total Volume Purged (mL): 6,300 mL

Ground Water Elevation Previous Event (ft, msl 435.66

Purged Dry?: Yes No ✓

Well Total Depth (feet): Top of pump = 92.91

Water Level after Purge (feet): 42.53

Well Total Depth Previous Event (feet): Top of pump = 92.94

Date/Time Completed: 3/2/2016 1432

PURGE DATA: Discharge: 4.5 sec Refill: 6.0 sec Pressure: 50 psi

Measure field pH, Temp, Specific Conductance, Diss O_2, and Oxidation-Reduction Potential using flow-through cell.

Average Purge Rate: 394 mL / min

Time	Cumulative Volume (mL)	Temp (°C)	pH (std units)	Spec. Conductance (µS = µmhos/cm)	Turbidity (NTU)	Dissolved O_2 (mg/L)	ORP (mV)	Notes
Purge 1,500 mL prior to first reading								
1420	1500	17.5	7.09	853	5.78	1.67	58	WL: 32.93; clear
1424	3100	17.5	7.09	863	4.32	1.26	64	WL: 36.56; clear
1428	4700	17.5	7.08	863	3.23	1.16	62	WL: 39.43; clear
1432	6300	17.6	7.08	864	2.67	1.16	60	WL: 42.53; clear

FEEZOR ENGINEERING, INC.

FIELD INFORMATION LOG Part 2

SAMPLING INFORMATION:

Sample Point ID: PZ-205-SS

Sampling Method: Bladder Pump

Dedicated: Yes ✓ No

Water Level @ Sampling (ft): 42.53

Well Collection Sequence #: 6 of 36

Parameters: Annual: ___ Semi-Annual: ___ Quarterly: ✓ Monthly: ___ Other: ✓ MS/MSD Split Sampling

SAMPLE DATA:

Time & Date	Sample Rate	Temp (°C)	pH (std units)	Specific Conductance (µS = µmhos/cm)	Turbidity (NTU)	Dissolved O_2 (mg/L)	ORP (mV)	Notes
3/2/2016 1435	VOC: 384 Other: 384	17.6	7.00	864	2.27	1.16	66	Clear

INSTRUMENT CALIBRATION DATA:

	Purging Event			Sampling Event		
	Start of day	End of day		Start of day	End of day	
Start of day: (Date/Time) 3/2/2016 0745	0.04	N/A	NTU std = 0.02	N/A	0.00	NTU std 0.02
End of day: (Date/time) 3/2/2016 1620	4.94	N/A	NTU std = 10.0	N/A	9.64	NTU std 10.0
Turbidity Meter: HF MicroTPW	988.5	N/A	NTU std = 1,000	N/A	981.3	NTU std 1,000
Turb Meter S/N: # 20111005L	1421	N/A	µS std = 1,413	N/A	1368	µS std = 1,413
	Cell Const:	Cell Const:	Cell Const	Cell Const:	Cell Const:	Cell Const
pH / Sp. Cond. Meter: WTW pH/Cond 3400i	0.470	N/A	Range: 0.45 - 0.50	N/A	0.470	Range: 0.45 - 0.50
	6.95	N/A	pH std = 7.01 @22.3 °C	N/A	7.00	pH std = 7.03 @17.7 °C
pH / Sp. Cond. Meter S/N: # 08200255	4.08	N/A	pH std = 4.00 @22.4 °C	N/A	4.20	pH std = 4.00 @17.3 °C
	Slope:	Slope	Dissolved O_2 Slope Range: 0.6 to 1.25	Slope:	Slope:	Dissolved O_2 Slope Range: 0.6 to 1.25
ORP / Diss O_2 Meter: WTW pH/Oxi 3400i	0.94	N/A		N/A	0.73	
	@ Temp 22.8 °C	@ Temp N/A		@ Temp N/A	@ Temp 11.9 °C	
ORP / Diss O_2 Meter S/N: # 10201689	ORP Std 221 mV @ 23.3 °C = 236 mV			ORP Std 225 mV @ 18.1 °C = 230 mV		

Other Calibration: Not Applicable

GENERAL INFORMATION:

Weather Conditions @ Sampling: Overcast, Lt. Breeze, 40°F

Sample Characteristics: Clear

COMMENTS AND OBSERVATIONS:

Sp. Cond. Prediction Limit = 1,300 µS; Historical Range from May 2011 - Nov 2015: 762 - 936 µS.

pH Prediction Limits = 6.5 - 7.8 s.u.; Historical Range from May 2011 - Nov 2015: 6.89 - 7.27 s.u.

Well Closed and Locked?: (Y) / N Full Suite Collected?: (Y) / N # Bottles Collected: 12 bottles - 10 Pace - 2 Eberline

Date: 3/2/2016 By: Jonathan Wilkinson Title: Project Manager

Company: Feezor Engineering, Inc.

FEEZOR ENGINEERING, INC.

FIELD INFORMATION LOG Part 1

Facility: Bridgeton Landfill

Location: Bridgeton, Missouri

Sample Matrix: Groundwater

Sample Point ID: PZ-206-SS

Sampler(s): Craig Hegna (CBG) ~~Michael Spurgeon~~ Jonathan Wilkinson

Top of Casing (ft, msl) 460.29

PURGE INFORMATION:

Method of Well Purge: Waterra Pump

Dedicated Equipment: Yes ✓ No

Date/Time Initiated: 3/9/2016 0809

Casing Diameter (inches): 2

Initial Water Level (feet): 27.33

One Borehole Volume (gal): Not Applicable

Initial Water Level Previous Event (feet): 29.18

One Borehole Volume Previous Event (gal): N/A

Ground Water Elevation (ft, msl): 432.96

Total Volume Purged (mL): 7,360

Ground Water Elevation Previous Event (ft, msl 431.11

Purged Dry?: Yes No ✓

Well Total Depth (feet): 129.79

Water Level after Purge (feet): N/A

Well Total Depth Previous Event (feet): 129.80

Date/Time Completed: 3/9/2016 0838

PURGE DATA: Discharge: N/A sec Refill: N/A sec Pressure: N/A psi

Measure field pH, Temp, Specific Conductance, Diss O_2, and Oxidation-Reduction Potential using flow-through cell.

Average Purge Rate: 254 mL / min

Time	Cumulative Volume (mL)	Temp (°C)	pH (std units)	Spec. Conductance (µS = µmhos/cm)	Turbidity (NTU)	Dissolved O_2 (mg/L)	ORP (mV)	Notes
Purge 4,250 mL prior to first reading								
0826	4250	18.2	6.94	1290	40.38	2.39	-72	Clear
0830	5180	18.1	6.92	1313	35.83	1.93	-76	Clear
0834	6500	18.1	6.90	1311	19.87	1.52	-79	Clear
0838	7360	17.7	6.93	1300	21.10	0.92	-81	Clear

FEEZOR ENGINEERING, INC.

FIELD INFORMATION LOG Part 2

SAMPLING INFORMATION:

Sample Point ID: PZ-206-SS

Sampling Method: Waterra Pump

Dedicated: Yes ✓ No

Water Level @ Sampling (ft): (3) After 44.02

Well Collection Sequence #: 22 of 30

Parameters: Annual: ___ Semi-Annual: ___ Quarterly: ___ Monthly: ___ Other: ✓

MDNR Split Sampling

SAMPLE DATA:

Time & Date	Sample Rate	Temp (°C)	pH (std units)	Specific Conductance (µS = µmhos/cm)	Turbidity (NTU)	Dissolved O_2 (mg/L)	ORP (mV)	Notes
3/9/2016 0840	VOC: 254 Other: 254	17.7	6.93	1300	21.00	0.97	-81	Clear

INSTRUMENT CALIBRATION DATA:

Start of day: (Date/Time) 3/9/2016 0710

End of day: (Date/time) 3/9/2016 1055

Turbidity Meter: HF MicroTPW

Turb Meter S/N: # 20111005T

pH / Sp. Cond. Meter: WTW pH/Cond 3400i

pH / Sp. Cond. Meter S/N: # 08200285

ORP / Diss O_2 Meter: WTW pH/Oxi 3400i

ORP / Diss O_2 Meter S/N: # 10201689

Purging Event			Sampling Event		
Start of day	End of day		Start of day	End of day	
0.01	N/A	NTU std = 0.02	N/A	0.71	NTU std 0.02
9.83	N/A	NTU std = 10.0	N/A	10.20	NTU std 10.0
999.6	N/A	NTU std = 1,000	N/A	1000	NTU std 1,000
1437	N/A	µS std = 1,413	N/A	1417	µS std = 1,413
Cell Const: 0.488	Cell Const: N/A	Cell Const Range: 0.45 - 0.50	Cell Const: N/A	Cell Const: 0.488	Cell Const Range: 0.45 - 0.50
7.02	N/A	pH std = 7.04 @ 17.4 °C	N/A	6.98	pH std = 7.02 @ 20.2 °C
4.11	N/A	pH std = 4.00 @ 16.5 °C	N/A	4.14	pH std = 4.00 @ 20.2 °C
Slope: 0.84	Slope: N/A	Dissolved O_2 Slope Range: 0.6 to 1.25	Slope: N/A	Slope: 0.92	Dissolved O_2 Slope Range: 0.6 to 1.25
@ Temp 16.5°C	@ Temp N/A		@ Temp N/A	@ Temp 19.6°C	

ORP: std 226 mV @ 16.2°C = 232 mV

ORP: std 223 mV @ 20.1°C = 225 mV

Other Calibration: Not Applicable

GENERAL INFORMATION:

Weather Conditions @ Sampling: Cloudy, Lt. Breeze, 60°F

Sample Characteristics: Clear

COMMENTS AND OBSERVATIONS:

Well Closed and Locked?: (Y) / N Full Suite Collected? (Y) / N # Bottles Collected: 10 - 8 Pace - 2 Eberline

Date: 3/9/2016 By: Jonathan Wilkinson Title: Project Manager

Company: Feezor Engineering, Inc.

FEEZOR ENGINEERING, INC.

FIELD INFORMATION LOG Part 1

Facility: Bridgeton Landfill

Location: Bridgeton, Missouri

Sample Matrix: Groundwater

Sample Point ID: PZ-209-SS

Sampler(s): (2) Craig Hegna (1886) ~~Michael Spurgeon~~ Jonathan Wilkinson

Top of Casing (ft, msl) 489.68

PURGE INFORMATION:

Method of Well Purge: Bladder Pump

Dedicated Equipment: Yes ✓ No

Date/Time Initiated: 3/9/2016 1236

Casing Diameter (inches): 2

Initial Water Level (feet): 21.71

One Borehole Volume (gal): Not Applicable

Initial Water Level Previous Event (feet): 22.76

One Borehole Volume Previous Event (gal): N/A

Ground Water Elevation (ft, msl): 467.97

Total Volume Purged (mL): 4,800 mL

Ground Water Elevation Previous Event (ft, msl) 466.92

Purged Dry?: Yes No ✓

Well Total Depth (feet): Top of pump = 99.89

Water Level after Purge (feet): 31.05

Well Total Depth Previous Event (feet): Top of pump = 99.80

Date/Time Completed: 3/9/2016 1258

(2) 50

PURGE DATA: Discharge: 4.5 sec Refill: 6.0 sec Pressure: ~~NA~~ psi

Measure field pH, Temp, Specific Conductance, Diss O_2, and Oxidation-Reduction Potential using flow-through cell.

Average Purge Rate: 222 mL / min

Time	Cumulative Volume (mL)	Temp (°C)	pH (std units)	Spec. Conductance (µS = µmhos/cm)	Turbidity (NTU)	Dissolved O_2 (mg/L)	ORP (mV)	Notes
Purge 1,750 mL prior to first reading								
1246	1,750	14.7	7.24	719	1.52	2.11	-91	WL: 25.29; clear
1250	2960	14.7	7.23	720	0.71	1.41	-90	WL: 22.16; clear
1254	3910	14.7	7.22	718	1.14	1.10	-110	WL: 29.09; clear
1258	4880	14.7	7.23	718	2.99	0.87	-132	WL: 31.05; clear

FEEZOR ENGINEERING, INC.

FIELD INFORMATION LOG Part 2

SAMPLING INFORMATION:

Sample Point ID: PZ-209-SS

Sampling Method: Bladder Pump

Dedicated: Yes ✓ No

Water Level @ Sampling (ft): 31.05

Well Collection Sequence #: 26 of 36

Parameters: Annual: ___ Semi-Annual: ___ Quarterly: ___ Monthly: ___ Other: ✓ Assessment

SAMPLE DATA:

Time & Date	Sample Rate	Temp (°C)	pH (std units)	Specific Conductance (µS = µmhos/cm)	Turbidity (NTU)	Dissolved O_2 (mg/L)	ORP (mV)	Notes
3/9/2016 1300	VOC: 222 Other: 8260A	14.7	7.23	718	2.99	0.07 0.48 (2)	-132	Clear

INSTRUMENT CALIBRATION DATA:

Start of day: (Date/Time) 3/9/2016 0710

End of day: (Date/time) 3/9/2016 1655

Turbidity Meter: HF MicroTPW

Turb Meter S/N: # 20110051

pH / Sp. Cond. Meter: WTW pH/Cond 3400i

pH / Sp. Cond. Meter S/N: # 08200255

ORP / Diss O_2 Meter: WTW pH/Oxi 3400i

ORP / Diss O_2 Meter S/N: # 10201689

Purging Event				Sampling Event			
Start of day	End of day			Start of day	End of day		
0.01	N/A	NTU std =	0.02	N/A	0.71	NTU std	0.02
9.83	N/A	NTU std =	10.0	N/A	10.70	NTU std	10.0
999.6	N/A	NTU std =	1,000	N/A	1000	NTU std	1,000
1437	N/A	µS std =	1,413	N/A	1447	µS std =	1,413
Cell Const. 0.486	Cell Const. N/A	Cell Const Range:	0.45 - 0.50	Cell Const. N/A	Cell Const. 0.498	Cell Const Range:	0.45 - 0.50
7.02	N/A	pH std =	7.00 @17.4 °C	N/A	6.98	pH std =	7.02 @20.2 °C
4.11	N/A	pH std =	4.00 @16.5 °C	N/A	4.14	pH std =	4.00 @20.2 °C
Slope: 0.84	Slope N/A	Dissolved O_2 Slope Range: 0.6 to 1.25		Slope: N/A	Slope: 0.92	Dissolved O_2 Slope Range: 0.6 to 1.25	
@ Temp 16.5°C	@ Temp N/A			@ Temp N/A	@ Temp 19.6°C		

ORP: Std 226 mV @ 16.2°C = 232 mV

ORP: Std 223 mV @ 20.1°C = 225 mV

Other Calibration: Not Applicable

GENERAL INFORMATION:

Weather Conditions @ Sampling: Overcast, 60°F

Sample Characteristics: Clear

COMMENTS AND OBSERVATIONS:

Well Closed and Locked? (Y) / N Full Suite Collected? (Y) N # Bottles Collected: 3

Date: 3/9/2016 By: Jonathan Wilkinson Title: Project Manager

Company: Feezor Engineering, Inc.

FEEZOR ENGINEERING, INC.

FIELD INFORMATION LOG Part 1

Facility: Bridgeton Landfill

Location: Bridgeton, Missouri

Sample Matrix: Groundwater

Sample Point ID: PZ-209-SD

Sampler(s): Craig Hagna (CAH) ~~Michael Spurgeon~~ Jonathan Wilkinson

Top of Casing (ft, msl) 489.58

PURGE INFORMATION:

Method of Well Purge: Bladder Pump

Dedicated Equipment: Yes ✓ No

Date/Time Initiated: 3/9/2016 1212

Casing Diameter (inches): 2

Initial Water Level (feet): 23.54

One Borehole Volume (gal): Not Applicable

Initial Water Level Previous Event (feet): 23.48

One Borehole Volume Previous Event (gal): N/A

Ground Water Elevation (ft, msl): 466.04

Total Volume Purged (mL): 5,890mL

Ground Water Elevation Previous Event (ft, msl 466.10

Purged Dry?: Yes No ✓

Well Total Depth (feet): Top of pump = 101.44

Water Level after Purge (feet): 35.11

Well Total Depth Previous Event (feet): Top of pump = 101.40

Date/Time Completed: 3/9/2016 1228

PURGE DATA: Discharge: ~~4.6~~ 4.0 sec Refill: 6.0 7.0 sec Pressure: ~~55~~ 50 psi

Measure field pH, Temp, Specific Conductance, Diss O_2, and Oxidation-Reduction Potential using flow-through cell.

Average Purge Rate: 368 mL / min

Time	Cumulative Volume (mL)	Temp (°C)	pH (std units)	Spec. Conductance (µS = µmhos/cm)	Turbidity (NTU)	Dissolved O_2 (mg/L)	ORP (mV)	Notes
Purge 1750 mL prior to first reading								
1216	1750	14.4	7.29	836	3.62	0.91	-95	WL: 27.62; clear
1220	3580	14.4	7.27	831	1.19	0.46	-119	WL: 31.08; clear
1224	4870	14.5	7.28	832	0.70	0.37	-130	WL: 33.41; clear
1228	5890	14.5	7.28	833	0.00	0.31	-136	WL: 35.11; clear

FEEZOR ENGINEERING, INC.

FIELD INFORMATION LOG Part 2

SAMPLING INFORMATION:

Sample Point ID: PZ-209-SD

Sampling Method: Bladder Pump

Dedicated: Yes ✓ No

Water Level @ Sampling (ft): 35.11

Well Collection Sequence #: 25 of 36

Parameters: Annual: ___ Semi-Annual: ___ Quarterly: ___ Monthly: ___ Other: ✓ Assessment

SAMPLE DATA:

Time & Date	Sample Rate	Temp (°C)	pH (std units)	Specific Conductance (µS = µmhos/cm)	Turbidity (NTU)	Dissolved O_2 (mg/L)	ORP (mV)	Notes
3/9/2016 1230	VOC: 368 Other: NA	14.5	7.28	833	0.00	0.31	-136	Clear

INSTRUMENT CALIBRATION DATA:

Start of day: (Date/Time) 3/9/2016 0710

End of day: (Date/time) 3/9/2016 1655

Turbidity Meter: HF MicroTPW

Turb Meter S/N: #20110051

pH / Sp. Cond. Meter: WTW pH/Cond 3400i

pH / Sp. Cond. Meter S/N: #08200255

ORP / Diss O_2 Meter: WTW pH/Oxi 3400i

ORP / Diss O_2 Meter S/N: #10201689

Purging Event Start of day	Purging Event End of day		Sampling Event Start of day	Sampling Event End of day	
0.01	N/A	NTU std = 0.02	N/A	0.71	NTU std 0.02
9.83	N/A	NTU std = 10.0	N/A	10.70	NTU std 10.0
999.6	N/A	NTU std = 1,000	N/A	1000	NTU std 1,000
1437	N/A	µS std = 1,413	N/A	1417	µS std = 1,413
Cell Const: 0.488	Cell Const: N/A	Cell Const Range: 0.45 - 0.50	Cell Const: N/A	Cell Const: 0.488	Cell Const Range: 0.45 - 0.50
7.02	N/A	pH std = 7.04 @ 17.4°C	N/A	6.98	pH std = 7.02 @ 20.2°C
4.11	N/A	pH std = 4.00 @ 16.5°C	N/A	4.14	pH std = 4.00 @ 20.2°C
Slope: 0.84	Slope: N/A	Dissolved O_2 Slope Range: 0.6 to 1.25	Slope: N/A	Slope: 0.92	Dissolved O_2 Slope Range: 0.6 to 1.25
@ Temp 16.5°C	@ Temp N/A		@ Temp N/A	@ Temp 19.6°C	

ORP: Std 226 mV @ 16.2°C = 232 mV

ORP: Std 223 mV @ 20.1°C = 225 mV

Other Calibration: Not Applicable

GENERAL INFORMATION:

Weather Conditions @ Sampling: Overcast, 65°F

Sample Characteristics: Clear

COMMENTS AND OBSERVATIONS:

Well Closed and Locked?: (Y) N Full Suite Collected?: (Y) N # Bottles Collected: 3

Date: 3/9/2016 By: [signature] Jonathan Wilkinson Title: Project Manager

Company: Feezor Engineering, Inc.

Feezor Engineering, Inc. • 3405 Hollenberg Drive • Bridgeton, Missouri 63044

FEEZOR ENGINEERING, INC.

FIELD INFORMATION LOG Part 1

Facility: Bridgeton Landfill | Sample Point ID: PZ-210-SS

Location: Bridgeton, Missouri | Sampler(s): Craig Hegna (CBG) @ ~~Michael Spurgeon~~ Jonathan Wilkinson

Sample Matrix: Groundwater

Top of Casing (ft, msl): 466.90

PURGE INFORMATION:

Method of Well Purge: Bladder Pump | Dedicated Equipment: Yes ✓ No

Date/Time Initiated: 3/9/2016 1530 | Casing Diameter (inches): 2

Initial Water Level (feet): 25.78 | One Borehole Volume (gal): Not Applicable

Initial Water Level Previous Event (feet): 26.27 | One Borehole Volume Previous Event (gal): N/A

Ground Water Elevation (ft, msl): 461.12 | Total Volume Purged (mL): 4,680 mL

Ground Water Elevation Previous Event (ft, msl 460.63 | Purged Dry?: Yes No ✓

Well Total Depth (feet): Top of pump = 102.45 | Water Level after Purge (feet): 34.82

Well Total Depth Previous Event (feet): Top of pump = 101.44 | Date/Time Completed: 3/9/2016 1552

PURGE DATA: Discharge: 4.5 sec Refill: 6.0 sec Pressure: 41 (30) psi

Measure field pH, Temp, Specific Conductance, Diss O_2, and Oxidation-Reduction Potential using flow-through cell.

Average Purge Rate: 213 mL / min

Time	Cumulative Volume (mL)	Temp (°C)	pH (std units)	Spec. Conductance (µS = µmhos/cm)	Turbidity (NTU)	Dissolved O_2 (mg/L)	ORP (mV)	Notes
Purge 1,750 mL prior to first reading								
1540	1,750	15.7	7.12	811	0.03	1.24	-114	WL: 29.23; clear
1544	2830	15.6	7.13	801	0.35	1.93	-115	WL: 31.31; clear
1548	3740	15.6	7.14	798	0.00	2.54	-115	WL: 33.06; clear
1552	4680	15.6	7.14	796	0.58	3.36	-117	WL: 34.82; clear

FEEZOR ENGINEERING, INC.

FIELD INFORMATION LOG Part 2

SAMPLING INFORMATION:

Sample Point ID: PZ-210-SS

Sampling Method: Bladder Pump

Dedicated: Yes ✓ No

Water Level @ Sampling (ft): 34.82

Well Collection Sequence #: 31 of 36

Parameters: Annual: ___ Semi-Annual: ___ Quarterly: ___ Monthly: ___ Other: ✓ Assessment

SAMPLE DATA:

Time & Date	Sample Rate	Temp (°C)	pH (std units)	Specific Conductance (µS = µmhos/cm)	Turbidity (NTU)	Dissolved O_2 (mg/L)	ORP (mV)	Notes
3/9/2016 1554	VOC: 2L/min Other: N/A	15.6	7.14	796	0.58	3.34	-117	Clear

INSTRUMENT CALIBRATION DATA:

	Purging Event			Sampling Event		
	Start of day	End of day		Start of day	End of day	
Start of day: (Date/Time) 3/9/2016 0710	0.01	N/A	NTU std = 0.02	N/A	0.71	NTU std 0.02
End of day: (Date/time) 3/9/2016 1655	9.83	N/A	NTU std = 10.0	N/A	10.70	NTU std 10.0
Turbidity Meter: HF MicroTPW	999.6	N/A	NTU std = 1,000	N/A	1000	NTU std 1,000
Turb Meter S/N: # 20111005	1437	N/A	µS std = 1,413	N/A	1417	µS std = 1,413
pH / Sp. Cond. Meter: WTW pH/Cond 3400i	Cell Const 0.488	Cell Const N/A	Cell Const Range: 0.45 - 0.50	Cell Const N/A	Cell Const 0.488	Cell Const Range: 0.45 - 0.50
	7.02	N/A	pH std = 7.00 @17.4 °C	N/A	6.98	pH std = 7.02 @20.2 °C
pH / Sp. Cond. Meter S/N: # 08200255	4.11	N/A	pH std = 4.00 @16.5 °C	N/A	4.14	pH std = 4.00 @20.2 °C
ORP / Diss O_2 Meter: WTW pH/Oxi 3400i	Slope: 0.84	Slope: N/A	Dissolved O_2 Slope Range: 0.6 to 1.25	Slope: N/A	Slope: 0.92	Dissolved O_2 Slope Range: 0.6 to 1.25
	@ Temp 16.5°C	@ Temp N/A		@ Temp N/A	@ Temp 19.6°C	
ORP / Diss O_2 Meter S/N: # 10209609	ORP: std 226 mV @ 16.2°C = 232 mV			ORP: std 223 mV @ 20.1°C = 225 mV		

Other Calibration: Not Applicable

GENERAL INFORMATION:

Weather Conditions @ Sampling: Overcast, 60°F

Sample Characteristics: Clear

COMMENTS AND OBSERVATIONS:

Well Closed and Locked? (Y) N Full Suite Collected? (Y) N # Bottles Collected: 3

Date: 3/9/2016 By: Jonathan Wilkinson Title: Project Manager

Company: Feezor Engineering, Inc.

FEEZOR ENGINEERING, INC.

FIELD INFORMATION LOG Part 1

Facility: Bridgeton Landfill

Location: Bridgeton, Missouri

Sample Matrix: Groundwater

Sample Point ID: PZ-210-SD

Sampler(s): Greg Higna (LSG) @ ~~Michael Spurgeon~~ Jonathan Wilkinson

Top of Casing (ft, msl): 487.01

PURGE INFORMATION:

Method of Well Purge: Bladder Pump

Dedicated Equipment: Yes ✓ No

Date/Time Initiated: 3/9/2016 1502

Casing Diameter (inches): 2

Initial Water Level (feet): 26.62

One Borehole Volume (gal): Not Applicable

Initial Water Level Previous Event (feet): 27.11

One Borehole Volume Previous Event (gal): N/A

Ground Water Elevation (ft, msl): 460.39

Total Volume Purged (mL): 5,630 mL

Ground Water Elevation Previous Event (ft, msl 459.90

Purged Dry?: Yes No ✓

Well Total Depth (feet): Top of pump = 101.51

Water Level after Purge (feet): 37.12

Well Total Depth Previous Event (feet): Top of pump = 101.79

Date/Time Completed: 3/9/2016 1521

PURGE DATA: Discharge: 4.5 sec Refill: 6.0 sec Pressure: 50 psi

Measure field pH, Temp, Specific Conductance, Diss O_2, and Oxidation-Reduction Potential using flow-through cell.

Average Purge Rate: 296 mL / min

Time	Cumulative Volume (mL)	Temp (°C)	pH (std units)	Spec. Conductance (µS = µmhos/cm)	Turbidity (NTU)	Dissolved O_2 (mg/L)	ORP (mV)	Notes
Purge 1,750 mL prior to first reading								
1504	1,750	15.4	7.12	1025	1.40	1.43	-123	WL: 30.53; clear
1513	3,060	15.6	7.14	998	0.15	1.02	-134	WL: 32.79; clear
1517	4,390	15.7	7.11	994	0.64	0.75	-140	WL: 35.05; clear
1521	5,630	15.7	7.12	993	0.02	0.60	-144	WL: 37.12; clear

FEEZOR ENGINEERING, INC.

FIELD INFORMATION LOG Part 2

SAMPLING INFORMATION:

Sample Point ID: PZ-210-SD

Sampling Method: Bladder Pump

Dedicated: Yes ✓ No

Water Level @ Sampling (ft): 37.12

Well Collection Sequence #: 30 of 36

Parameters: Annual: ___ Semi-Annual: ___ Quarterly: ___ Monthly: ___ Other: ✓ Assessment

SAMPLE DATA:

Time & Date	Sample Rate ml/min	Temp (°C)	pH (std units)	Specific Conductance (µS = µmhos/cm)	Turbidity (NTU)	Dissolved O_2 (mg/L)	ORP (mV)	Notes
3/9/2016 1523	VOC 296 Other [illegible]	15.7	7.12	993	0.02	0.60	-144	Clear

INSTRUMENT CALIBRATION DATA: N/A

Start of day: (Date/Time) 3/9/2016 0710

End of day: (Date/time) 3/9/2016 1655

Turbidity Meter: HF MicroTPW

Turb Meter S/N: #20116051

pH / Sp. Cond. Meter: WTW pH/Cond 3400i

pH / Sp. Cond. Meter S/N: #08200255

ORP / Diss O_2 Meter: WTW pH/Oxi 3400i

ORP / Diss O_2 Meter S/N: #10201689

Purging Event Start of day	Purging Event End of day		Sampling Event Start of day	Sampling Event End of day	
0.01	N/A	NTU std = 0.02	N/A	0.71	NTU std 0.02
9.83	N/A	NTU std = 10.0	N/A	10.70	NTU std 10.0
999.6	N/A	NTU std = 1,000	N/A	1000	NTU std 1,000
1437	N/A	µS std = 1,413	N/A	1417	µS std = 1,413
Cell Const 0.488	Cell Const N/A	Cell Const Range: 0.45 - 0.50	Cell Const N/A	Cell Const 0.488	Cell Const Range: 0.45 - 0.50
7.02	N/A	pH std = 7.04 @ 17.4 °C	N/A	6.98	pH std = 7.02 @ 20.2 °C
4.11	N/A	pH std = 4.00 @ 16.5 °C	N/A	4.14	pH std = 4.00 @ 20.2 °C
Slope: 0.84	Slope: N/A	Dissolved O_2 Slope Range: 0.6 to 1.25	Slope: N/A	Slope: 0.92	Dissolved O_2 Slope Range: 0.6 to 1.25
@ Temp 16.5°C	@ Temp N/A		@ Temp N/A	@ Temp 19.6°C	

ORP: Std 226 mV @ 16.2°C = 232 mV

ORP: Std 223 mV @ 20.1°C = 225 mV

Other Calibration: Not Applicable

GENERAL INFORMATION:

Weather Conditions @ Sampling: Overcast, Lt. Breeze, 65°F

Sample Characteristics: Clear

COMMENTS AND OBSERVATIONS:

Well Closed and Locked?: (Y) N Full Suite Collected?: (Y) N # Bottles Collected: 3

Date: 3/9/2016 By: [signature] Jonathan Wilkinson Title: Project Manager

Company: Feezor Engineering, Inc.

Feezor Engineering, Inc. • 3405 Hollenberg Drive • Bridgeton, Missouri 63044

FEEZOR ENGINEERING, INC.

FIELD INFORMATION LOG Part 1

Facility: Bridgeton Landfill

Location: Bridgeton, Missouri

Sample Matrix: Groundwater

Sample Point ID: PZ-211-SS

Sampler(s): Craig Hegna (LBG) ~~Michael Spurgeon~~

Jonathan Wilkinson

Top of Casing (ft, msl) 487.41

PURGE INFORMATION:

Method of Well Purge: Bladder Pump

Dedicated Equipment: Yes ✓ No

Date/Time Initiated: 3/9/2016 1343

Casing Diameter (inches): 2

Initial Water Level (feet): 20.11

One Borehole Volume (gal): Not Applicable

Initial Water Level Previous Event (feet): 20.27

One Borehole Volume Previous Event (gal): N/A

Ground Water Elevation (ft, msl): 467.30

Total Volume Purged (mL): 5,370 mL

Ground Water Elevation Previous Event (ft, msl 467.14

Purged Dry?: Yes No ✓

Well Total Depth (feet): Top of pump = 98.09

Water Level after Purge (feet): 30.62

Well Total Depth Previous Event (feet): Top of pump = 98.14

Date/Time Completed: 3/9/2016 NLO

PURGE DATA: Discharge: 4.5 sec Refill: 6.0 sec Pressure: 52 psi

Measure field pH, Temp, Specific Conductance, Diss O_2, and Oxidation-Reduction Potential using flow-through cell.

Average Purge Rate: ~~184~~ 516 mL / min

Time	Cumulative Volume (mL)	Temp (°C)	pH (std units)	Spec. Conductance (µS = µmhos/cm)	Turbidity (NTU)	Dissolved O_2 (mg/L)	ORP (mV)	Notes
Purge 1,750 mL prior to first reading								
1346	1,750	1330mL	Pause to get another ORP signal cable ~~N/A~~*					
1356	Resume	purging						
1358	1750	15.2	7.18	707	8.26	1.16	-85	WL: 23.94; clear
1402	2960	15.1	7.17	705	6.87	0.80	-113	WL: 26.11; clear
1406	4220	15.0	7.20	705	8.30	0.90	-127	WL: 28.40; clear
1410	5370	15.1	7.19	705	6.95	0.55	-131	WL: 30.62; clear

Feezor Engineering, Inc. • 3405 Hollenberg Drive • Bridgeton, Missouri 63044 Page 395 of 494

* N/A = signal cable ORP meter

FEEZOR ENGINEERING, INC.

FIELD INFORMATION LOG Part 2

SAMPLING INFORMATION:

Sample Point ID: PZ-211-SS

Sampling Method: Bladder Pump

Dedicated: Yes ✓ No

Water Level @ Sampling (ft): 30.62

Well Collection Sequence #: 28 of 32

Parameters: Annual: ___ Semi-Annual: ___ Quarterly: ___ Monthly: ___ Other: ✓ Assessment

SAMPLE DATA:

Time & Date	Sample Rate mL/min	Temp (°C)	pH (std units)	Specific Conductance (µS = µmhos/cm)	Turbidity (NTU)	Dissolved O_2 (mg/L)	ORP (mV)	Notes
3/9/2016 1412	VOC 149 3/0	15.1	7.19	705	6.95	0.55	-131	Clear
	Other NA							

INSTRUMENT CALIBRATION DATA:

	Purging Event			Sampling Event		
	Start of day	End of day		Start of day	End of day	
Start of day: (Date/Time) 3/9/2016 0710	0.01	N/A	NTU std = 0.02	N/A	0.21	NTU std 0.02
End of day: (Date/time) 3/9/2016 1655	9.83	N/A	NTU std = 10.0	N/A	10.70	NTU std 10.0
Turbidity Meter: HF MicroTPW	999.6	N/A	NTU std = 1,000	N/A	1000	NTU std 1,000
Turb Meter S/N: # 20111005	1437	N/A	µS std = 1.413	N/A	1413	µS std = 1.413
	Cell Const	Cell Const	Cell Const	Cell Const	Cell Const	Cell Const
pH / Sp. Cond. Meter: WTW pH/Cond 3400i	0.488	N/A	Range: 0.45 - 0.50	N/A	0.485	Range: 0.45 - 0.50
	7.02	N/A	pH std = 7.04 @ 17.4 °C	N/A	6.98	pH std = 7.02 @ 20.2 °C
pH / Sp. Cond. Meter S/N: # 08200255	4.11	N/A	pH std = 4.00 @ 16.5 °C	N/A	4.14	pH std = 4.00 @ 20.2 °C
	Slope:	Slope:	Dissolved O_2 Slope Range: 0.6 to 1.25	Slope:	Slope:	Dissolved O_2 Slope Range: 0.6 to 1.25
ORP / Diss O_2 Meter: WTW pH/Oxi 3400i	0.84	N/A		N/A	0.92	
	@ Temp 16.5°C	@ Temp N/A		@ Temp N/A	@ Temp 19.6°C	
ORP / Diss O_2 Meter S/N: # 10201689	ORP: Std 226 mV @ 16.2°C = 232 mV			ORP: Std 223 mV @ 20.1°C = 225 mV		

Other Calibration: Not Applicable

GENERAL INFORMATION:

Weather Conditions @ Sampling: Cloudy, Breezy 65°F

Sample Characteristics: Clear

COMMENTS AND OBSERVATIONS:

Well Closed and Locked?: (Y) N Full Suite Collected?: (Y) N # Bottles Collected: 3

Date: 3/9/2016 By: Jonathan Wilkinson Title: Project Manager

Company: Feezor Engineering, Inc.

FEEZOR ENGINEERING, INC.

FIELD INFORMATION LOG Part 1

Facility: Bridgeton Landfill
Location: Bridgeton, Missouri
Sample Matrix: Groundwater

Sample Point ID: PZ-211-SD
Sampler(s): Craig Hegna (LBG) ~~Michael Spurgeon~~ Jonathan Wilkinson

Top of Casing (ft, msl) 487.46

PURGE INFORMATION:

Method of Well Purge: Bladder Pump
Date/Time Initiated: 3/9/2016 1314
Initial Water Level (feet): 22.19
Initial Water Level Previous Event (feet): 21.88
Ground Water Elevation (ft, msl): 465.27
Ground Water Elevation Previous Event (ft, msl) 465.58
Well Total Depth (feet): Top of pump = 99.30
Well Total Depth Previous Event (feet): Top of pump = 99.35

Dedicated Equipment: Yes ✓ No
Casing Diameter (inches): 2
One Borehole Volume (gal): Not Applicable
One Borehole Volume Previous Event (gal): N/A
Total Volume Purged (mL): 5,000 mL
Purged Dry?: Yes No ✓
Water Level after Purge (feet): 31.98
Date/Time Completed: 3/9/2016 1336

PURGE DATA: Discharge: 4.5 sec Refill: 6.0 sec Pressure: 52 psi

Measure field pH, Temp, Specific Conductance, Diss O_2, and Oxidation-Reduction Potential using flow-through cell.

Average Purge Rate: 227 mL / min

Time	Cumulative Volume (mL)	Temp (°C)	pH (std units)	Spec. Conductance (µS = µmhos/cm)	Turbidity (NTU)	Dissolved O_2 (mg/L)	ORP (mV)	Notes
Purge 1,750 mL prior to first reading								
1324	1,750	15.0	7.30	979	10.59	1.36	164	WL: 25.87; clear
1328	2,570	15.1	7.30	960	>1100	1.06	283	WL: 27.42; lt. tan
1332	3,760	15.0	7.35	963	>1100	0.73	293	WL: 29.65; lt. tan
1336	5,000	14.9	7.36	966	1147.4	0.60	319	WL: 31.98; lt. tan turbid

FEEZOR ENGINEERING, INC.

FIELD INFORMATION LOG Part 2

SAMPLING INFORMATION:

Sample Point ID: PZ-211-SD

Sampling Method: Bladder Pump

Dedicated: Yes ✓ No

Water Level @ Sampling (ft): 31.98

Well Collection Sequence #: 27 of 30

Parameters: Annual: ___ Semi-Annual: ___ Quarterly: ___ Monthly: ___ Other: ✓ Assessment

SAMPLE DATA:

Time & Date	Sample Rate	Temp (°C)	pH (std units)	Specific Conductance (µS = µmhos/cm)	Turbidity (NTU)	Dissolved O_2 (mg/L)	ORP (mV)	Notes
3/9/2016 1330	VOC: 2L/m Other: N/A	14.9	7.36	966	147.4	0.60	319	Light tan to clear

INSTRUMENT CALIBRATION DATA:

Start of day: (Date/Time) 3/9/2016 0710

End of day: (Date/time) 3/9/2016 1655

Turbidity Meter: HF MicroTPW

Turb Meter S/N: # 20111005I

pH / Sp. Cond. Meter: WTW pH/Cond 3400i

pH / Sp. Cond. Meter S/N: # 08200255

ORP / Diss O_2 Meter: WTW pH/Oxi 3400i

ORP / Diss O_2 Meter S/N: # 10201689

Purging Event Start of day	Purging Event End of day		Sampling Event Start of day	Sampling Event End of day	
0.01	N/A	NTU std = 0.02	N/A	0.71	NTU std 0.02
9.83	N/A	NTU std = 10.0	N/A	10.30	NTU std 10.0
999.6	N/A	NTU std = 1,000	N/A	1000	NTU std 1,000
1437	N/A	µS std = 1,413	N/A	1417	µS std = 1,413
Cell Const: 0.482	Cell Const: N/A	Cell Const Range: 0.45 - 0.50	Cell Const: N/A	Cell Const: 0.488	Cell Const Range: 0.45 - 0.50
7.02	N/A	pH std = 7.01 @ 24 °C	N/A	6.98	pH std = 7.02 @ 20.2 °C
4.11	N/A	pH std = 4.00 @ 16.5 °C	N/A	4.14	pH std = 4.00 @ 20.2 °C
Slope: 0.84	Slope: N/A	Dissolved O_2 Slope Range: 0.6 to 1.25	Slope: N/A	Slope: 0.92	Dissolved O_2 Slope Range: 0.6 to 1.25
@ Temp 16.5°C	@ Temp N/A		@ Temp N/A	@ Temp 19.6°C	

ORP: Std 226 mV @ 16.2°C = 232 mV

ORP: Std 223 mV @ 20.1°C = 225 mV

Other Calibration: Not Applicable

GENERAL INFORMATION:

Weather Conditions @ Sampling: Overcast, 65°F

Sample Characteristics: light tan to clear

COMMENTS AND OBSERVATIONS:

Well Closed and Locked?: (Y) / N Full Suite Collected? (Y) / N # Bottles Collected: 3

Date: 3/9/2016 By: Jonathan Wilkinson Title: Project Manager

Company: Feezor Engineering, Inc.

FEEZOR ENGINEERING, INC.

FIELD INFORMATION LOG Part 1

Facility: Bridgeton Landfill

Location: Bridgeton, Missouri

Sample Matrix: Groundwater

Sample Point ID: PZ-212-SS

Sampler(s): Craig Hegna (LG) ~~Michael Spurgeon~~ Jonathan Wilkinson

Top of Casing (ft, msl) 482.79

PURGE INFORMATION:

Method of Well Purge: Bladder Pump

Dedicated Equipment: Yes ✓ No

Date/Time Initiated: 3/2/2016 0942

Casing Diameter (inches): 2

Initial Water Level (feet): 9.61

One Borehole Volume (gal): Not Applicable

Initial Water Level Previous Event (feet): 10.68

One Borehole Volume Previous Event (gal): N/A

Ground Water Elevation (ft, msl): 473.18

Total Volume Purged (mL): 5,150 mL

Ground Water Elevation Previous Event (ft, msl) 472.11

Purged Dry?: Yes No ✓

Well Total Depth (feet): Top of pump = 93.89

Water Level after Purge (feet): 19.70

Well Total Depth Previous Event (feet): Top of pump = 93.88

Date/Time Completed: 3/2/2016 1003

PURGE DATA: Discharge: 4.5 sec Refill: 6.0 sec Pressure: 47 psi

Measure field pH, Temp, Specific Conductance, Diss O_2, and Oxidation-Reduction Potential using flow-through cell.

Average Purge Rate: 245 mL / min

Time	Cumulative Volume (mL)	Temp (°C)	pH (std units)	Spec. Conductance (µS = µmhos/cm)	Turbidity (NTU)	Dissolved O_2 (mg/L)	ORP (mV)	Notes
Purge 2,000 mL prior to first reading								
0951	2,000	13.9	7.26	839	39.32	0.37	-12	WL: 13.97; clear
0955	3050	14.0	7.25	823	60.08	0.24	-18	WL: 18.94; clear
0959	4120	14.1	7.25	817	67.22	0.19	-22	WL: 17.75; clear
1003	5150	14.1	7.24	815	73.09	0.16	-22	WL: 19.70; clear

FEEZOR ENGINEERING, INC.

FIELD INFORMATION LOG Part 2

SAMPLING INFORMATION:

Sample Point ID: PZ-212-SS

Sampling Method: Bladder Pump

Dedicated: Yes ✓ No

Water Level @ Sampling (ft): 19.70

Well Collection Sequence #: 15 of 36

Parameters: Annual: ___ Semi-Annual: ___ Quarterly: ___ Monthly: ___ Other: ✓

Assessment MDNR split sampling

SAMPLE DATA:

Time & Date	Sample Rate mL/min	Temp (°C)	pH (std units)	Specific Conductance (µS = µmhos/cm)	Turbidity (NTU)	Dissolved O_2 (mg/L)	ORP (mV)	Notes
3/7/2016 1005	VOC: 245 Other: 245	14.1	7.24	815	73.09	0.16	-22	Clear

INSTRUMENT CALIBRATION DATA:

Start of day: (Date/Time) 3/7/2016 0915

End of day: (Date/time) 3/7/2016 1630

Turbidity Meter: HF MicroTPW

Turb Meter S/N: ~~#08200255~~ #20111005

pH / Sp. Cond. Meter: WTW pH/Cond 3400i

pH / Sp. Cond. Meter S/N: # 08200255

ORP / Diss O_2 Meter: WTW pH/Oxi 3400i

ORP / Diss O_2 Meter S/N: #10201689

Purging Event Start of day	Purging Event End of day		Sampling Event Start of day	Sampling Event End of day	
0.02	N/A	NTU std = 0.02	N/A	1.07	NTU std 0.02
10.06	N/A	NTU std = 10.0	N/A	9.98	NTU std 10.0
995.0	N/A	NTU std = 1,000	N/A	1000	NTU std 1,000
1425	N/A	µS std = 1,413	N/A	1419	µS std = 1,413
Cell Const: 0.495	Cell Const: N/A	Cell Const Range: 0.45 - 0.50	Cell Const: N/A	Cell Const: 0.495	Cell Const Range: 0.45 - 0.50
6.95	N/A	pH std = 7.02 @21.0 °C	N/A	6.94	pH std = 7.01 @23.6 °C
4.06	N/A	pH std = 4.00 @20.7 °C	N/A	4.12	pH std = 4.01 @23.7 °C
Slope: 0.87	Slope: N/A	Dissolved O_2 Slope Range: 0.6 to 1.25	Slope: N/A	Slope: 0.87	Dissolved O_2 Slope Range: 0.6 to 1.25
@ Temp 21.2°C	@ Temp N/A		@ Temp N/A	@ Temp 23.9°C	

ORP: Std 223 mV @ 20.8°C = 224 mV

ORP: Std 221 mV @ 23.4°C = 219 mV

Other Calibration: Not Applicable

GENERAL INFORMATION:

Weather Conditions @ Sampling: Cloudy, 60°F, Breezy

Sample Characteristics: Clear

COMMENTS AND OBSERVATIONS:

Well Closed and Locked? (Y) / N Full Suite Collected? (Y) / N # Bottles Collected: 10 - 8 Pace - 2 Eberline

Date: 3/7/2016 By: [signature] Jonathan Wilkinson Title: Project Manager

Company: Feezor Engineering, Inc.

Feezor Engineering, Inc. • 3405 Hollenberg Drive • Bridgeton, Missouri 63044

FEEZOR ENGINEERING, INC.

FIELD INFORMATION LOG Part 1

Facility: Bridgeton Landfill

Location: Bridgeton, Missouri

Sample Matrix: Groundwater

Sample Point ID: PZ-212-SD

Sampler(s): ~~Michael Spurgeon~~ Craig Heffner (LBG) JW

Jonathan Wilkinson

Top of Casing (ft, msl) 482.72

PURGE INFORMATION:

Method of Well Purge: Bladder Pump

Dedicated Equipment: Yes ✓ No

Date/Time Initiated: 3/7/2016 0822

Casing Diameter (inches): 2

Initial Water Level (feet): 14.21

One Borehole Volume (gal): Not Applicable

Initial Water Level Previous Event (feet): 14.58

One Borehole Volume Previous Event (gal): N/A

Ground Water Elevation (ft, msl): 468.51

Total Volume Purged (mL): 5,760 mL

Ground Water Elevation Previous Event (ft, msl 468.14

Purged Dry?: Yes No ✓

Well Total Depth (feet): Top of pump = 92.85

Water Level after Purge (feet): 23.12

Well Total Depth Previous Event (feet): Top of pump = 92.62

Date/Time Completed: 3/7/2016 0839

PURGE DATA: Discharge: 4.5 sec Refill: 6.0 sec Pressure: 50 psi

Measure field pH, Temp, Specific Conductance, Diss O_2, and Oxidation-Reduction Potential using flow-through cell.

Average Purge Rate: 339 mL / min

Time	Cumulative Volume (mL)	Temp (°C)	pH (std units)	Spec. Conductance (µS = µmhos/cm)	Turbidity (NTU)	Dissolved O_2 (mg/L)	ORP (mV)	Notes
Purge 1,800 mL prior to first reading								
0827	1800	14.2	7.29	1353	32.47	0.43	-109	Clear; WL: 18.00
0831	3150	14.1	7.35	1276	52.33	0.23	-132	WL: 20.58; clear
0835	4450	14.1	7.36	1229	53.47	0.17	-151	WL: 22.96; clear
0839	5760	14.1	7.37	1220	12.64	0.15	-163	WL: 23.12; clear

Feezor Engineering, Inc. • 3405 Hollenberg Drive • Bridgeton, Missouri 63044

FEEZOR ENGINEERING, INC.

FIELD INFORMATION LOG Part 2

SAMPLING INFORMATION:

Sample Point ID: PZ-212-SD

Sampling Method: Bladder Pump

Dedicated: Yes ✓ No

Water Level @ Sampling (ft): 23.12

Well Collection Sequence #: 14 of 36

Parameters: Annual: ___ Semi-Annual: ___ Quarterly: ___ Monthly: ___ Other: ✓ Assessment

MDNR 5914 Sampling

SAMPLE DATA:

Time & Date	Sample Rate (mL/min)	Temp (°C)	pH (std units)	Specific Conductance (µS = µmhos/cm)	Turbidity (NTU)	Dissolved O_2 (mg/L)	ORP (mV)	Notes
3/7/2016 0842	VOC 335 Other 329	14.1	7.37	1220	12.64	0.15	-163	Clear

INSTRUMENT CALIBRATION DATA:

Start of day: (Date/Time) 3/7/2016 0715

End of day: (Date/time) 3/7/2016 1630

Turbidity Meter: HF MicroTPW

Turb Meter S/N: # 20111005

pH / Sp. Cond. Meter: WTW pH/Cond 3400i

pH / Sp. Cond. Meter S/N: #08200255

ORP / Diss O_2 Meter: WTW pH/Oxi 3400i

ORP / Diss O_2 Meter S/N: # 10201689

Purging Event Start of day	Purging Event End of day		Sampling Event Start of day	Sampling Event End of day	
0.02	N/A	NTU std = 0.02	N/A	1.07	NTU std 0.02
10.06	N/A	NTU std = 10.0	N/A	9.98	NTU std 10.0
995.0	N/A	NTU std = 1,000	N/A	1000	NTU std 1,000
1425	N/A	µS std = 1.413	N/A	1419	µS std = 1.413
Cell Const: 0.495	Cell Const: N/A	Cell Const Range: 0.45 - 0.50	Cell Const: N/A	Cell Const: 0.495	Cell Const Range: 0.45 - 0.50
6.85	N/A	pH std = 7.02 @21.0°C	N/A	6.94	pH std = 7.01 @ 23.4°C
4.06	N/A	pH std = 4.00 @20.7°C	N/A	4.12	pH std = 4.01 @23.7°C
Slope: 0.87	Slope: N/A	Dissolved O_2 Slope Range: 0.6 to 1.25	Slope: N/A	Slope: 0.87	Dissolved O_2 Slope Range: 0.6 to 1.25
@ Temp 21.2°C	@ Temp N/A		@ Temp N/A	@ Temp 23.9°C	

ORP: Std 223 mV @20.8°C = 224 mV

ORP: Std 221 mV @ 23.4°C = 219 mV

Other Calibration: Not Applicable

GENERAL INFORMATION:

Weather Conditions @ Sampling: Overcast, 60°F

Sample Characteristics: Clear

COMMENTS AND OBSERVATIONS:

Well Closed and Locked? (Y) / N Full Suite Collected?: (Y) N # Bottles Collected: 10 - 8 Plastic 2 Glass/Amber

Date: 3/7/2016 By: Jonathan Wilkinson Title: Project Manager

Company: Feezor Engineering, Inc.

FEEZOR ENGINEERING, INC

FIELD INFORMATION LOG Part 1

Facility: Bridgeton Landfill

Location: Bridgeton, Missouri

Sample Matrix: Leachate

Sample Point ID: LCS-1D

Sampler(s): (2) Craig Hagan (LBG) ~~Michael Spurgeon~~ Jonathan Wilkinson

Top of Casing (ft, msl) Not Applicable

PURGE INFORMATION:

Method of Well Purge: Not Applicable

Dedicated Equipment: Yes N/A No N/A

Date/Time Initiated: Not Applicable

Casing Diameter (inches): Not Applicable

Initial Water Level (feet): Not Applicable

One Borehole Volume (gal): Not Applicable

Initial Water Level Previous Event (feet): Not Applicable

One Borehole Volume Previous Event (gal): N/A

Ground Water Elevation (ft, msl): Not Applicable

Total Volume Purged (mL): Not Applicable

Ground Water Elevation Previous Event (ft, msl N/A

Purged Dry?: Yes N/A No N/A

Well Total Depth (feet): Not Applicable

Water Level after Purge (feet): Not Applicable

Well Total Depth Previous Event (feet): Not Applicable

Date/Time Completed: Not Applicable

PURGE DATA: Discharge: N/A sec Refill: N/A sec Pressure: N/A psi

Measure field pH, Temp, Specific Conductance, Diss O_2, and Oxidation-Reduction Potential using flow-through cell.

Average Purge Rate: N/A mL / min

Time	Cumulative Volume (mL)	Temp (°C)	pH (std units)	Spec. Conductance (µS = µmhos/cm)	Turbidity (NTU)	Dissolved O_2 (mg/L)	ORP (mV)	Notes
Leachate Grab Sample - No Purchase Necessary								

FEEZOR ENGINEERING, INC.

FIELD INFORMATION LOG Part 2

SAMPLING INFORMATION:

Sample Point ID: LCS-1D

Sampling Method: Leachate Grab

Dedicated: Yes ✓ No

Water Level @ Sampling (ft): Not Applicable

Well Collection Sequence #: N/A of N/A

Parameters: Annual: ___ Semi-Annual: ___ Quarterly: ___ Monthly: ___ Other: ✓ MDAR Solid Sampling

SAMPLE DATA:

Time & Date	Sample Rate	Temp (°C)	pH (std units)	Specific Conductance (µS = umhos/cm)	Turbidity (NTU)	Dissolved O_2 (mg/L)	ORP (mV)	Notes
3/8/2016 1440	VOC N/A Other N/A		Dry	Point - No Sample Collected				

INSTRUMENT CALIBRATION DATA:

Start of day: (Date/Time) N/A

End of day: (Date/time) N/A

Turbidity Meter: HF MicroTPW

Turb Meter S/N: N/A

pH / Sp. Cond. Meter: WTW pH/Cond 3400i

pH / Sp. Cond. Meter S/N: N/A

ORP / Diss O_2 Meter: WTW pH/Oxi 3400i

ORP / Diss O_2 Meter S/N: N/A

Purging Event			Sampling Event		
Start of day	End of day		Start of day	End of day	
N/A	N/A	NTU std = 0.02	N/A	N/A	NTU std 0.02
N/A	N/A	NTU std = 10.0			NTU std 10.0
N/A	N/A	NTU std = 1,000			NTU std 1,000
N/A	N/A	µS std = 1,413			µS std = 1,413
Cell Const N/A	Cell Const N/A	Cell Const Range: 0.45 - 0.50	Cell Const	Cell Const	Cell Const Range: 0.45 - 0.50
N/A	N/A	pH std = @ °C			pH std = @ °C
N/A	N/A	pH std = @ °C			pH std = @ °C
Slope: N/A	Slope: N/A	Dissolved O_2 Slope Range: 0.6 to 1.25	Slope:	Slope:	Dissolved O_2 Slope Range: 0.6 to 1.25
@ Temp N/A	@ Temp N/A		@ Temp	@ Temp	

Other Calibration: Not Applicable

GENERAL INFORMATION:

Weather Conditions @ Sampling: D. Cloudy, Windy, 65°F

Sample Characteristics: N/A

COMMENTS AND OBSERVATIONS:

Well Closed and Locked?: Y / N N/A Full Suite Collected?: Y / N # Bottles Collected: 0

Dry Point - No Sample Collected

Date: 3/8/2016 By: Jonathan Wilkinson Title: Project Manager

Company: Feezor Engineering, Inc.

FEEZOR ENGINEERING, INC.

FIELD INFORMATION LOG Part 1

Facility: Bridgeton Landfill

Location: Bridgeton, Missouri

Sample Matrix: Leachate

Sample Point ID: LCS-2D

Sampler(s): Craig Hegna (CBG) ~~Michael Spurgeon~~ Jonathan Wilkinson

Top of Casing (ft, msl) Not Applicable

PURGE INFORMATION:

Method of Well Purge: Not Applicable

Dedicated Equipment: Yes N/A No N/A

Date/Time Initiated: Not Applicable

Casing Diameter (inches): Not Applicable

Initial Water Level (feet): Not Applicable

One Borehole Volume (gal): Not Applicable

Initial Water Level Previous Event (feet): Not Applicable

One Borehole Volume Previous Event (gal): N/A

Ground Water Elevation (ft, msl): Not Applicable

Total Volume Purged (mL): Not Applicable

Ground Water Elevation Previous Event (ft, msl) N/A

Purged Dry?: Yes N/A No N/A

Well Total Depth (feet): Not Applicable

Water Level after Purge (feet): Not Applicable

Well Total Depth Previous Event (feet): Not Applicable

Date/Time Completed: Not Applicable

PURGE DATA: Discharge: N/A sec Refill: N/A sec Pressure: N/A psi

Measure field pH, Temp, Specific Conductance, Diss O_2, and Oxidation-Reduction Potential using flow-through cell.

Average Purge Rate: N/A mL / min

Time	Cumulative Volume (mL)	Temp (°C)	pH (std units)	Spec. Conductance (µS = µmhos/cm)	Turbidity (NTU)	Dissolved O_2 (mg/L)	ORP (mV)	Notes
Leachate Grab Sample - No Purchase Necessary								

FEEZOR ENGINEERING, INC.

FIELD INFORMATION LOG Part 2

SAMPLING INFORMATION:

Sample Point ID: LCS-2D

Sampling Method: Leachate Grab

Dedicated: Yes ✓ No ____

Water Level @ Sampling (ft): Not Applicable

Well Collection Sequence #: N/A of N/A

Parameters: Annual: ____ Semi-Annual: ____ Quarterly: ____ Monthly: ____ Other: ✓

Mixer Pit Sampling

SAMPLE DATA:

Time & Date	Sample Rate	Temp (°C)	pH (std units)	Specific Conductance (µS = umhos/cm)	Turbidity (NTU)	Dissolved O_2 (mg/L)	ORP (mV)	Notes
3/8/2016 #450	VOC: N/A Other: N/A		Dry Point - No Sample Collected					

INSTRUMENT CALIBRATION DATA:

Start of day: (Date/Time) N/A

End of day: (Date/time) N/A

Turbidity Meter: HF MicroTPW

Turb Meter S/N: N/A

pH / Sp. Cond. Meter: WTW pH/Cond 3400i

pH / Sp. Cond. Meter S/N: N/A

ORP / Diss O_2 Meter: WTW pH/Oxi 3400i

ORP / Diss O_2 Meter S/N: N/A

Purging Event Start of day	Purging Event End of day		Sampling Event Start of day	Sampling Event End of day	
N/A	N/A	NTU std = 0.02	N/A	N/A	NTU std 0.02
N/A	N/A	NTU std = 10.0			NTU std 10.0
N/A	N/A	NTU std = 1,000			NTU std 1,000
N/A	N/A	µS std = 1,413			µS std = 1,413
Cell Const: N/A	Cell Const: N/A	Cell Const Range: 0.45 - 0.50	Cell Const:	Cell Const:	Cell Const Range: 0.45 - 0.50
N/A	N/A	pH std = @ °C			pH std = @ °C
N/A	N/A	pH std = @ °C			pH std = @ °C
Slope: N/A	Slope: N/A	Dissolved O_2 Slope Range: 0.6 to 1.25	Slope:	Slope:	Dissolved O_2 Slope Range: 0.6 to 1.25
@ Temp N/A	@ Temp N/A		@ Temp	@ Temp	

Other Calibration: Not Applicable

GENERAL INFORMATION:

Weather Conditions @ Sampling: P. Cloudy, Windy, 65°F

Sample Characteristics: N/A

COMMENTS AND OBSERVATIONS:

Well Closed and Locked?: Y / N N/A Full Suite Collected?: Y (N) # Bottles Collected: 0

Dry Point - No Sample Collected

Date: 3/8/2016 By: Jonathan Wilkinson Title: Project Manager

Company: Feezor Engineering, Inc.

FEEZOR ENGINEERING, INC.

FIELD INFORMATION LOG Part 1

Facility: Bridgeton Landfill

Sample Point ID: LCS-3D

Location: Bridgeton, Missouri

Sampler(s): Craig Hegna (LBG) ~~Michael Spurgeon~~

Sample Matrix: Leachate

Jonathan Wilkinson

Top of Casing (ft, msl) Not Applicable

PURGE INFORMATION:

Method of Well Purge: Not Applicable

Dedicated Equipment: Yes N/A No N/A

Date/Time Initiated: Not Applicable

Casing Diameter (inches): Not Applicable

Initial Water Level (feet): Not Applicable

One Borehole Volume (gal): Not Applicable

Initial Water Level Previous Event (feet): Not Applicable

One Borehole Volume Previous Event (gal): N/A

Ground Water Elevation (ft, msl): Not Applicable

Total Volume Purged (mL): Not Applicable

Ground Water Elevation Previous Event (ft, msl N/A

Purged Dry?: Yes N/A No N/A

Well Total Depth (feet): Not Applicable

Water Level after Purge (feet): Not Applicable

Well Total Depth Previous Event (feet): Not Applicable

Date/Time Completed: Not Applicable

PURGE DATA: Discharge: N/A sec Refill: N/A sec Pressure: N/A psi

Measure field pH, Temp, Specific Conductance, Diss O_2, and Oxidation-Reduction Potential using flow-through cell.

Average Purge Rate: N/A mL / min

Time	Cumulative Volume (mL)	Temp (°C)	pH (std units)	Spec. Conductance (µS = µmhos/cm)	Turbidity (NTU)	Dissolved O_2 (mg/L)	ORP (mV)	Notes
Leachate Grab Sample - No Purchase Necessary								

FEEZOR ENGINEERING, INC.

FIELD INFORMATION LOG Part 2

SAMPLING INFORMATION:

Sample Point ID: LCS-3D

Sampling Method: Leachate Grab

Dedicated: Yes ✓ No ____

Water Level @ Sampling (ft): Not Applicable

Well Collection Sequence #: N/A of N/A

Parameters: Annual: ____ Semi-Annual: ____ Quarterly: ____ Monthly: ____ Other: ✓

SAMPLE DATA:

Time & Date	Sample Rate	Temp (°C)	pH (std units)	Specific Conductance (µS = µmhos/cm)	Turbidity (NTU)	Dissolved O_2 (mg/L)	ORP (mV)	Notes
3/8/2016 1445	VOC N/A Other N/A	Dry - Point -- No Sample Collected						

INSTRUMENT CALIBRATION DATA:

Start of day: (Date/Time) N/A

End of day: (Date/time) N/A

Turbidity Meter: HF MicroTPW

Turb Meter S/N: N/A

pH / Sp. Cond. Meter: WTW pH/Cond 3400i

pH / Sp. Cond. Meter S/N: N/A

ORP / Diss O_2 Meter: WTW pH/Oxi 3400i

ORP / Diss O_2 Meter S/N: N/A

Purging Event			Sampling Event		
Start of day	End of day		Start of day	End of day	
N/A	N/A	NTU std = 0.02	N/A	N/A	NTU std 0.02
N/A	N/A	NTU std = 10.0			NTU std 10.0
N/A	N/A	NTU std = 1,000			NTU std 1,000
N/A	N/A	µS std = 1,413			µS std = 1,413
Cell Const N/A	Cell Const N/A	Cell Const Range: 0.45 - 0.50	Cell Const	Cell Const	Cell Const Range: 0.45 - 0.50
N/A	N/A	pH std = @ °C			pH std = @ °C
N/A	N/A	pH std = @ °C			pH std = @ °C
Slope: N/A	Slope: N/A	Dissolved O_2 Slope Range: 0.6 to 1.25	Slope:	Slope:	Dissolved O_2 Slope Range: 0.6 to 1.25
@ Temp N/A	@ Temp N/A		@ Temp	@ Temp	

Other Calibration: Not Applicable

GENERAL INFORMATION:

Weather Conditions @ Sampling: P. Cloudy, Windy, 65°F

Sample Characteristics: N/A

COMMENTS AND OBSERVATIONS:

Well Closed and Locked?: Y / N N/A Full Suite Collected?: Y / N # Bottles Collected: 0

Dry Point - No Sample Collected

Date: 3/8/2016 By: Jonathan Wilkinson Title: Project Manager

Company: Feezor Engineering, Inc.

FEEZOR ENGINEERING, INC.

FIELD INFORMATION LOG Part 1

Facility: Bridgeton Landfill

Location: Bridgeton, Missouri

Sample Matrix: Leachate

Sample Point ID: LCS-4B

Sampler(s): ~~Michael Spurgeon~~ Craig Hegna (1186)

Jonathan Wilkinson

Top of Casing (ft, msl) Not Applicable

PURGE INFORMATION:

Method of Well Purge: Not Applicable

Dedicated Equipment: Yes N/A No N/A

Date/Time Initiated: Not Applicable

Casing Diameter (inches): Not Applicable

Initial Water Level (feet): Not Applicable

One Borehole Volume (gal): Not Applicable

Initial Water Level Previous Event (feet): Not Applicable

One Borehole Volume Previous Event (gal): N/A

Ground Water Elevation (ft, msl): Not Applicable

Total Volume Purged (mL): Not Applicable

Ground Water Elevation Previous Event (ft, msl N/A

Purged Dry?: Yes N/A No N/A

Well Total Depth (feet): Not Applicable

Water Level after Purge (feet): Not Applicable

Well Total Depth Previous Event (feet): Not Applicable

Date/Time Completed: Not Applicable

PURGE DATA: Discharge: N/A sec Refill: N/A sec Pressure: N/A psi

Measure field pH, Temp, Specific Conductance, Diss O_2, and Oxidation-Reduction Potential using flow-through cell.

Average Purge Rate: N/A mL / min

Time	Cumulative Volume (mL)	Temp (°C)	pH (std units)	Spec. Conductance (µS = µmhos/cm)	Turbidity (NTU)	Dissolved O_2 (mg/L)	ORP (mV)	Notes
Leachate Grab Sample - No Purchase Necessary								

FEEZOR ENGINEERING, INC.

FIELD INFORMATION LOG Part 2

SAMPLING INFORMATION:

Sample Point ID: LCS-4B

Sampling Method: Leachate Grab

Dedicated: Yes ✓ No ____

Water Level @ Sampling (ft): Not Applicable

Well Collection Sequence #: 19 of 36

Parameters: Annual: ___ Semi-Annual: ___ Quarterly: ___ Monthly: ___ Other: ✓ MDNR Spl.? Sampling

SAMPLE DATA:

Time & Date	Sample Rate	Temp (°C)	pH (std units)	Specific Conductance (µS = µmhos/cm)	Turbidity (NTU)	Dissolved O_2 (mg/L)	ORP (mV)	Notes
3/8/2016 0915	VOC N/A Other N/A		Insufficient Volume for Field Parameters					

INSTRUMENT CALIBRATION DATA:

Start of day: (Date/Time) N/A

End of day: (Date/time) N/A

Turbidity Meter: HF MicroTPW

Turb Meter S/N: N/A

pH / Sp. Cond. Meter: WTW pH/Cond 3400i

pH / Sp. Cond. Meter S/N: N/A

ORP / Diss O_2 Meter: WTW pH/Oxi 3400i

ORP / Diss O_2 Meter S/N: N/A

Purging Event Start of day	Purging Event End of day		Sampling Event Start of day	Sampling Event End of day	
N/A	N/A	NTU std = 0.02	N/A	N/A	NTU std 0.02
N/A	N/A	NTU std = 10.0			NTU std 10.0
N/A	N/A	NTU std = 1,000			NTU std 1,000
N/A	N/A	µS std = 1,413			µS std = 1,413
Cell Const N/A	Cell Const N/A	Cell Const Range: 0.45 - 0.50	Cell Const	Cell Const	Cell Const Range: 0.45 - 0.50
N/A	N/A	pH std = @ °C			pH std = @ °C
N/A	N/A	pH std = @ °C			pH std = @ °C
Slope: N/A	Slope: N/A	Dissolved O_2 Slope Range: 0.6 to 1.25	Slope:	Slope:	Dissolved O_2 Slope Range: 0.6 to 1.25
@ Temp N/A	@ Temp N/A		@ Temp	@ Temp	

Other Calibration: Not Applicable

GENERAL INFORMATION:

Weather Conditions @ Sampling: Overcast, Wind ~25 mph, 60°F

Sample Characteristics: Black

COMMENTS AND OBSERVATIONS:

Well Closed and Locked?: Y / N (N/A) Full Suite Collected?: Y / (N) # Bottles Collected: 5 - 3 VOAs - 2 Subcs

point dewatered during sampling

Date: 3/8/2016 By: Jonathan Wilkinson Title: Project Manager

Company: Feezor Engineering, Inc.

FEEZOR ENGINEERING, INC.

FIELD INFORMATION LOG Part 1

Facility: Bridgeton Landfill

Location: Bridgeton, Missouri

Sample Matrix: Leachate

Sample Point ID: LCS-5A

Sampler(s): @ Craig Hegna (LS86) ~~Michael Spurgeon~~

Jonathan Wilkinson

Top of Casing (ft, msl) Not Applicable

PURGE INFORMATION:

Method of Well Purge: Not Applicable

Dedicated Equipment: Yes N/A No N/A

Date/Time Initiated: Not Applicable

Casing Diameter (inches): Not Applicable

Initial Water Level (feet): Not Applicable

One Borehole Volume (gal): Not Applicable

Initial Water Level Previous Event (feet): Not Applicable

One Borehole Volume Previous Event (gal): N/A

Ground Water Elevation (ft, msl): Not Applicable

Total Volume Purged (mL): Not Applicable

Ground Water Elevation Previous Event (ft, msl N/A

Purged Dry?: Yes N/A No N/A

Well Total Depth (feet): Not Applicable

Water Level after Purge (feet): Not Applicable

Well Total Depth Previous Event (feet): Not Applicable

Date/Time Completed: Not Applicable

PURGE DATA: Discharge: N/A sec Refill: N/A sec Pressure: N/A psi

Measure field pH, Temp, Specific Conductance, Diss O_2, and Oxidation-Reduction Potential using flow-through cell.

Average Purge Rate: N/A mL / min

Time	Cumulative Volume (mL)	Temp (°C)	pH (std units)	Spec. Conductance (µS = µmhos/cm)	Turbidity (NTU)	Dissolved O_2 (mg/L)	ORP (mV)	Notes
Leachate Grab Sample - No Purchase Necessary								

FEEZOR ENGINEERING, INC.

FIELD INFORMATION LOG Part 2

SAMPLING INFORMATION:

Sample Point ID: LCS-5A

Sampling Method: Leachate Grab

Dedicated: Yes ✓ No

Water Level @ Sampling (ft): Not Applicable

Well Collection Sequence #: 10 of 36

Parameters: Annual: ___ Semi-Annual: ___ Quarterly: ___ Monthly: ___ Other: ✓

MDNR Split sampling

SAMPLE DATA:

Time & Date	Sample Rate	Temp (°C)	pH (std units)	Specific Conductance (µS = µmhos/cm)	Turbidity (NTU)	Dissolved O_2 (mg/L)	ORP (mV)	Notes
3/3/2016 1550	VOC: N/A Other: N/A	29.8	6.79 ~~29~~ (JW)	7980	3.71	2.24	-62	Tan, strong LFG odor

INSTRUMENT CALIBRATION DATA:

Start of day: (Date/Time) 3/3/2016 0750

End of day: (Date/time) 3/3/2016 1630

Turbidity Meter: HF MicroTPW

Turb Meter S/N: # 20111005

pH / Sp. Cond. Meter: WTW pH/Cond 3400i

pH / Sp. Cond. Meter S/N: # 08200255

ORP / Diss O_2 Meter: WTW pH/Oxi 3400i

ORP / Diss O_2 Meter S/N: # 10201689

Purging Event Start of day	Purging Event End of day		Sampling Event Start of day	Sampling Event End of day	
N/A	N/A	NTU std = 0.02	0.13	0.00	NTU std 0.02
N/A	N/A	NTU std = 10.0	9.89	10.12	NTU std 10.0
N/A	N/A	NTU std = 1,000	974.9	1000	NTU std 1,000
N/A	N/A	µS std = 1,413	1422	1412	µS std = 1,413
Cell Const: N/A	Cell Const: N/A	Cell Const Range: 0.45 - 0.50	Cell Const: 0.483	Cell Const: 0.483	Cell Const Range: 0.45 - 0.50
N/A	N/A	pH std = 7.01 @21.3°C	6.97	7.09	pH std = 7.03 @16.8°C
N/A	N/A	pH std = 4.00 @21.2°C	4.10	4.15	pH std = 4.00 @17.6°C
Slope: N/A	Slope: N/A	Dissolved O_2 Slope Range: 0.6 to 1.25	Slope: 0.60	Slope: 0.87	Dissolved O_2 Slope Range: 0.6 to 1.25
@ Temp N/A	@ Temp N/A		@ Temp 22.7°C	@ Temp 15.9°C	

Start: ORP
std 222 mV @ 21.4°C = 234 mV
End ORP:
std 225 mV @ 17.2°C = 75 mV (tip cracked after collecting LCS-5A)

Other Calibration: Not Applicable

GENERAL INFORMATION:

Weather Conditions @ Sampling: Overcast, 45°F

Sample Characteristics: Tan, strong LFG odor

COMMENTS AND OBSERVATIONS:

Well Closed and Locked?: Y / N (N/A) Full Suite Collected?: (Y) N # Bottles Collected: 11 - 8 Pace - 3 Eberline

* VOAs effervesced - sent unpreserved - 7 day hold - all 3 had headspace *

MDNR used pH paper - between 6 & 7 su.

Date: 3/3/2016 By: [signature] Jonathan Wilkinson Title: Project Manager

Company: Feezor Engineering, Inc.

FEEZOR ENGINEERING, INC.

FIELD INFORMATION LOG Part 1

Facility: Bridgeton Landfill

Sample Point ID: LCS-6B

Location: Bridgeton, Missouri

Sampler(s): ~~Michael Spurgeon~~ Craig Hegne (LBG)

Sample Matrix: Leachate

Jonathan Wilkinson

Top of Casing (ft, msl) Not Applicable

PURGE INFORMATION:

Method of Well Purge: Not Applicable

Dedicated Equipment: Yes N/A No N/A

Date/Time Initiated: Not Applicable

Casing Diameter (inches): Not Applicable

Initial Water Level (feet): Not Applicable

One Borehole Volume (gal): Not Applicable

Initial Water Level Previous Event (feet): Not Applicable

One Borehole Volume Previous Event (gal): N/A

Ground Water Elevation (ft, msl): Not Applicable

Total Volume Purged (mL): Not Applicable

Ground Water Elevation Previous Event (ft, msl N/A

Purged Dry?: Yes N/A No N/A

Well Total Depth (feet): Not Applicable

Water Level after Purge (feet): Not Applicable

Well Total Depth Previous Event (feet): Not Applicable

Date/Time Completed: Not Applicable

PURGE DATA: Discharge: N/A sec Refill: N/A sec Pressure: N/A psi

Measure field pH, Temp, Specific Conductance, Diss O_2, and Oxidation-Reduction Potential using flow-through cell.

Average Purge Rate: N/A mL / min

Time	Cumulative Volume (mL)	Temp (°C)	pH (std units)	Spec. Conductance (µS = µmhos/cm)	Turbidity (NTU)	Dissolved O_2 (mg/L)	ORP (mV)	Notes
Leachate Grab Sample - No Purchase Necessary								

FEEZOR ENGINEERING, INC.

FIELD INFORMATION LOG Part 2

SAMPLING INFORMATION: Sample Point ID: LCS-6B

Sampling Method: Leachate Grab Dedicated: Yes ✓ No

Water Level @ Sampling (ft): Not Applicable Well Collection Sequence #: 18 of 36

Parameters: Annual: ___ Semi-Annual: ___ Quarterly: ___ Monthly: ___ Other: ✓

SAMPLE DATA: Field readings taken 3/8/2016 @ 0800 MDNR split sampling

Time & Date	Sample Rate	Temp (°C)	pH (std units)	Specific Conductance (µS = µmhos/cm)	Turbidity (NTU)	Dissolved O_2 (mg/L)	ORP (mV)	Notes
3/7/2016 1610	VOC N/A Other N/A	28.5	7.49	16,100	23.02	0.42	-130	@ brownish ~~grayish~~-black slight odor

INSTRUMENT CALIBRATION DATA:

Start of day: (Date/Time) 3/8/2016 0715

End of day: (Date/time) 3/8/2016 1505

Turbidity Meter: HF MicroTPW

Turb Meter S/N: # 20111 0051

pH / Sp. Cond. Meter: WTW pH/Cond 3400i

pH / Sp. Cond. Meter S/N: # 08200255

ORP / Diss O_2 Meter: WTW pH/Oxi 3400i

ORP / Diss O_2 Meter S/N: # 10201689

Purging Event Start of day	Purging Event End of day		Sampling Event Start of day	Sampling Event End of day	
N/A	N/A	NTU std = 0.02	0.00	0.00	NTU std 0.02
N/A	N/A	NTU std = 10.0	10.00	12.92	NTU std 10.0
N/A	N/A	NTU std = 1,000	998.0	969.4	NTU std 1,000
N/A	N/A	µS std = 1,413	1426	1391	µS std = 1,413
Cell Const: N/A	Cell Const: N/A	Cell Const Range: 0.45 - 0.50	Cell Const: 0.479	Cell Const: 0.479	Cell Const Range: 0.45 - 0.50
N/A	N/A	pH std = 7.02 @ 19.2°C	6.99	6.96	pH std = ~~7.02~~ 7.01 @ ~~19.2~~ 23.7°C
N/A	N/A	pH std = 4.00 @ 19.1°C	4.09	4.10	pH std = ~~4.00~~ 4.01 @ ~~19.1~~ 23.7°C
Slope: N/A	Slope: N/A	Dissolved O_2 Slope Range: 0.6 to 1.25	Slope: 0.83	Slope: 0.95	Dissolved O_2 Slope Range: 0.6 to 1.25
@ Temp N/A	@ Temp N/A		@ Temp 19.6°C	@ Temp 23.8°C	

ORP: Std 223 mV @ 19.5°C = 233 mV

ORP: Std 221 mV @ 23.8°C = 219 mV

Other Calibration: Not Applicable

GENERAL INFORMATION:

Weather Conditions @ Sampling: Overcast, Windy, 70°F 3/7/2016 / P. Cloudy, Windy, 60°F 3/8/2016

Sample Characteristics: brownish-black, slight odor

COMMENTS AND OBSERVATIONS:

Well Closed and Locked?: Y / N N/A Full Suite Collected? (Y) / N # Bottles Collected: 8 Pace 3 Eberline = 11 bottles

collect 3 VOAs (unpreserved); 2 x 100 mL semivolatiles; total metals; 1 x H_2SO_4 - point dewatered on 3/7/2016

collect @ 3/8/2016 @ 0800 - 1 Pace neat; 1 2/3 Eberline cube containers; 1 x 250 mL Eberline TDS/TDI

Date: 3/8/2016 By: [signature] Jonathan Wilkinson Title: Project Manager

Company: Feezor Engineering, Inc.

Feezor Engineering, Inc. • 3405 Hollenberg Drive • Bridgeton, Missouri 63044