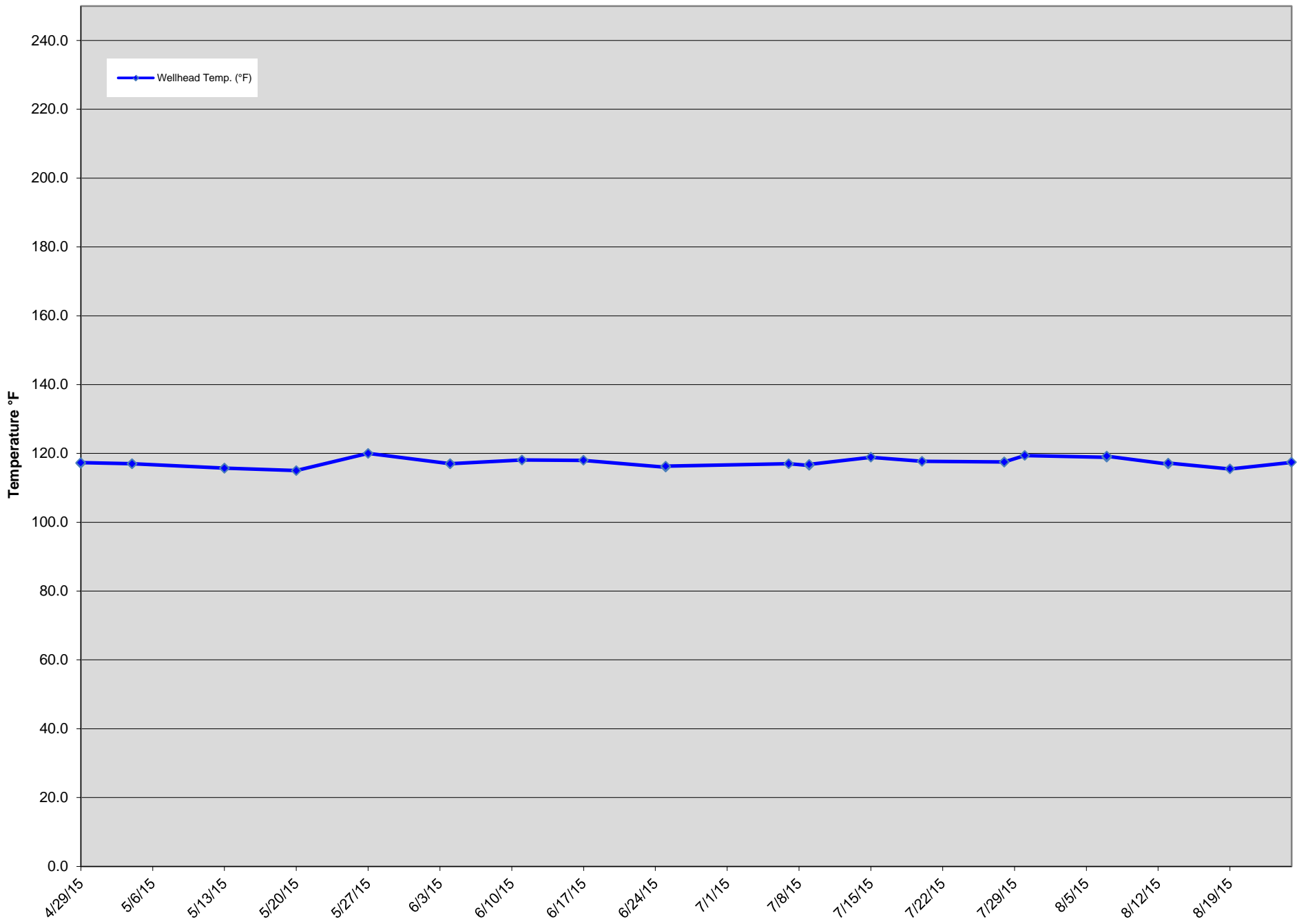


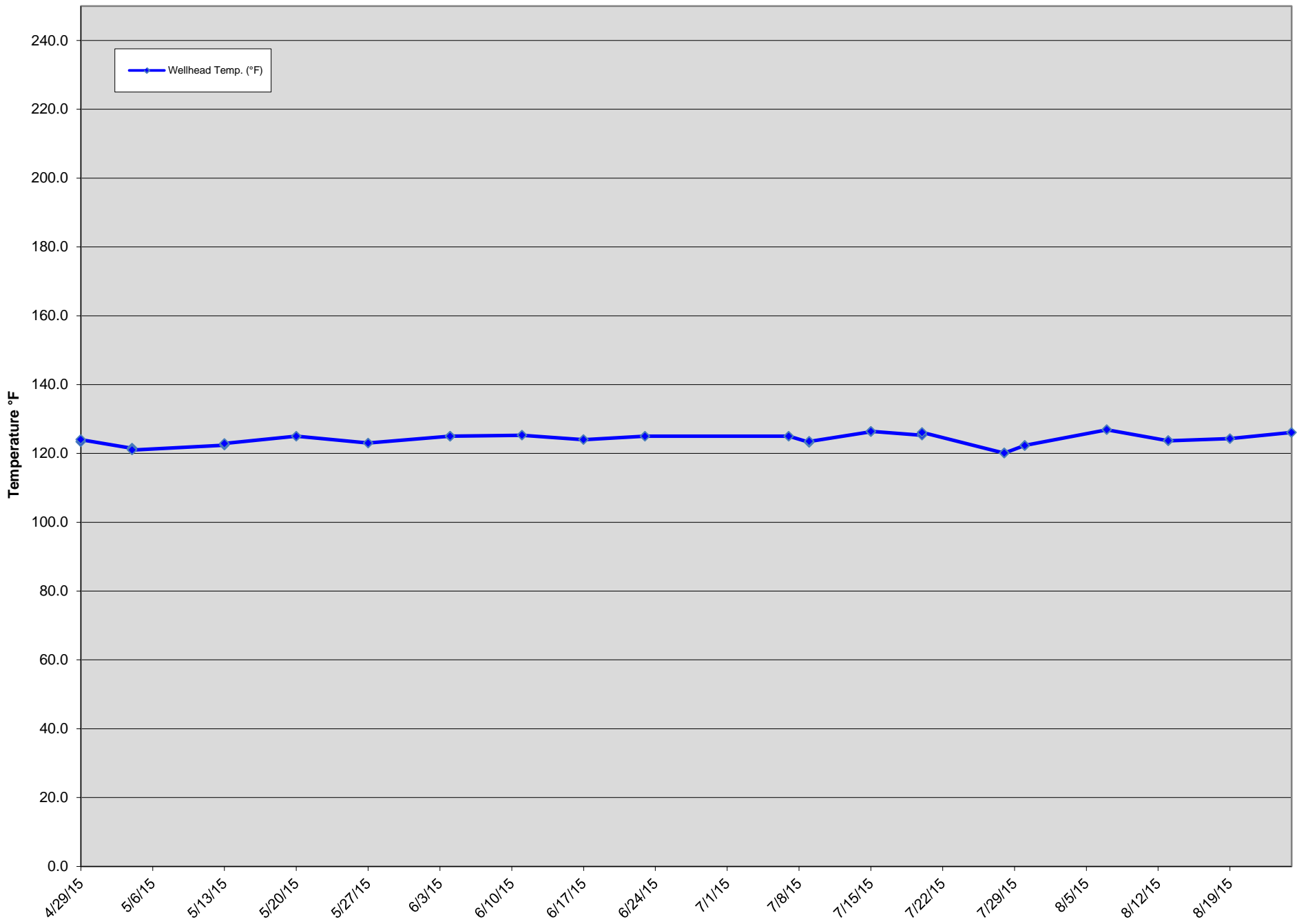
GEW ID#	Reading Date	CH4 (% Vol.)	CO2 (% Vol.)	Oxygen (% Vol.)	Balance (% Vol.)	Wellhead Temp. (°F)	Initial Static Pressure (In W.C.)	
GEW-008	04/29/15	50.4	41.3	0.0	8.3	117.1	-0.3	
GEW-008	04/29/15	50.2	42.1	0.0	7.7	117.3	-0.2	
GEW-008	05/04/15	50.2	43.0	0.0	6.8	117.0	-0.5	
GEW-008	05/04/15	50.3	43.6	0.0	6.1	117.0	-0.3	
GEW-008	05/13/15	54.4	38.2	0.0	7.4	115.7	-0.6	
GEW-008	05/13/15	52.5	40.5	0.0	7.0	115.7	-0.5	
GEW-008	05/20/15	53.7	46.2	0.0	0.1	115.0	-0.1	
GEW-008	05/27/15	53.2	44.5	0.0	2.3	120.0	-0.3	
GEW-008	06/04/15	52.7	45.9	0.0	1.4	117.0	-0.2	
GEW-008	06/04/15	54.6	43.9	0.0	1.5	117.0	-0.2	
GEW-008	06/11/15	51.4	42.6	0.0	6.0	118.1	-0.1	
GEW-008	06/17/15	54.1	45.2	0.0	0.7	118.0	-0.1	
GEW-008	06/25/15	51.6	42.4	0.4	5.6	116.0	0.9	
GEW-008	06/25/15	50.9	44.0	0.4	4.7	116.3	0.7	
GEW-008	07/01/15	Well not able to be read due to unsafe weather conditions						
GEW-008	07/07/15	51.5	44.6	0.0	3.9	117.0	-1.1	
GEW-008	07/09/15	50.8	44.8	0.3	4.1	116.5	-0.7	
GEW-008	07/09/15	50.9	43.2	0.2	5.7	116.8	-0.7	
GEW-008	07/15/15	51.3	42.9	0.0	5.8	118.9	-0.2	
GEW-008	07/20/15	50.7	44.1	0.0	5.2	117.7	-0.4	
GEW-008	07/28/15	50.1	42.9	0.0	7.0	117.5	-0.7	
GEW-008	07/28/15	49.8	43.4	0.0	6.8	117.5	-0.7	
GEW-008	07/30/15	49.9	44.0	0.0	6.1	119.4	-0.3	
GEW-008	08/07/15	50.7	44.1	0.0	5.2	118.9	0.1	
GEW-008	08/07/15	50.9	45.4	0.0	3.7	119.2	-0.1	
GEW-008	08/13/15	50.6	40.8	0.1	8.5	116.9	-0.7	
GEW-008	08/13/15	50.7	42.2	0.1	7.0	117.2	-0.7	
GEW-008	08/19/15	52.0	42.6	0.0	5.4	115.5	-0.6	
GEW-008	08/25/15	51.4	43.5	0.0	5.1	117.4	-0.6	

GEW-008 Wellhead Temperatures



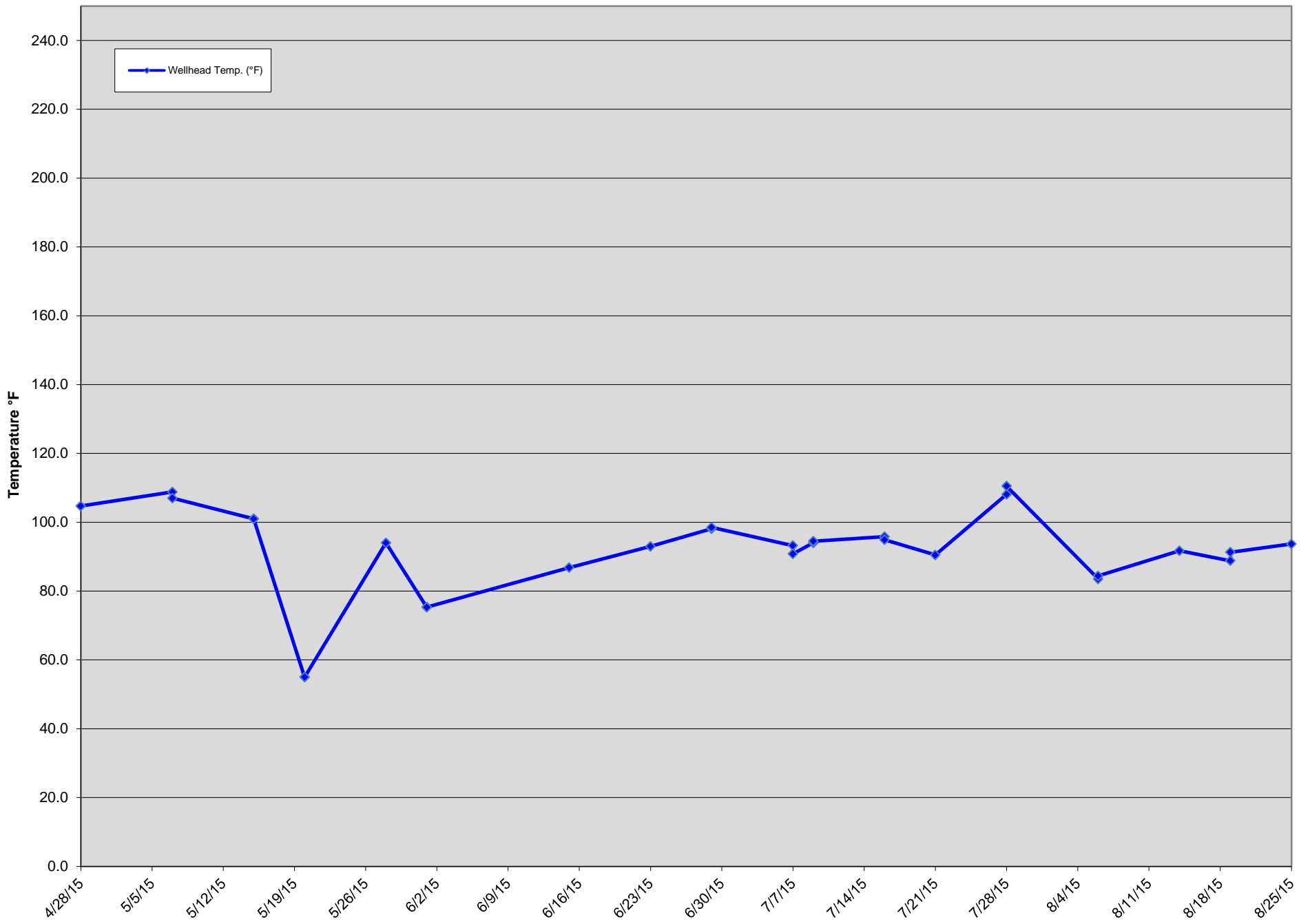
GEW ID#	Reading Date	CH4 (% Vol.)	CO2 (% Vol.)	Oxygen (% Vol.)	Balance (% Vol.)	Wellhead Temp. (°F)	Initial Static Pressure (In W.C.)
GEW-009	04/29/15	52.2	41.8	0.0	6.0	123.4	0.0
GEW-009	04/29/15	52.1	41.5	0.0	6.4	124.0	0.0
GEW-009	05/04/15	50.5	42.5	0.0	7.0	121.5	-0.3
GEW-009	05/04/15	50.8	41.6	0.0	7.6	121.0	-0.2
GEW-009	05/13/15	51.8	41.3	0.0	6.9	122.4	-0.2
GEW-009	05/13/15	52.6	38.6	0.0	8.8	122.9	-0.3
GEW-009	05/20/15	54.6	45.3	0.0	0.1	125.0	-0.1
GEW-009	05/27/15	51.9	42.5	0.0	5.6	123.0	-0.3
GEW-009	06/04/15	52.2	43.3	0.0	4.5	125.0	-0.2
GEW-009	06/04/15	52.7	42.2	0.0	5.1	125.0	-0.2
GEW-009	06/11/15	51.8	41.3	0.0	6.9	125.3	-0.2
GEW-009	06/17/15	53.3	44.1	0.0	2.6	124.0	-0.2
GEW-009	06/23/15	55.3	42.9	0.0	1.8	125.0	-0.1
GEW-009	07/01/15	Well not able to be read due to unsafe weather conditions					
GEW-009	07/07/15	52.9	41.3	0.0	5.8	125.0	-0.4
GEW-009	07/09/15	53.0	41.6	0.3	5.1	123.2	-0.2
GEW-009	07/09/15	53.0	41.3	0.2	5.5	123.5	-0.2
GEW-009	07/15/15	53.7	41.2	0.0	5.1	126.3	-0.1
GEW-009	07/15/15	53.2	42.0	0.0	4.8	126.4	-0.2
GEW-009	07/20/15	53.6	42.4	0.0	4.0	125.3	-0.1
GEW-009	07/20/15	53.4	42.3	0.0	4.3	126.1	-0.4
GEW-009	07/28/15	45.9	41.4	0.0	12.7	120.1	-0.7
GEW-009	07/28/15	45.9	41.1	0.0	13.0	120.1	-0.6
GEW-009	07/30/15	46.3	41.1	0.0	12.6	122.3	-0.6
GEW-009	07/30/15	47.1	41.4	0.0	11.5	122.3	-0.3
GEW-009	08/07/15	52.0	43.1	0.0	4.9	126.9	-0.1
GEW-009	08/13/15	52.2	41.4	0.1	6.3	123.7	-0.4
GEW-009	08/13/15	51.4	39.4	0.1	9.1	123.7	-0.4
GEW-009	08/19/15	48.7	43.1	0	8.2	124.3	-0.41
GEW-009	08/25/15	53	43.1	0	3.9	126.1	-0.24

GEW-009 Wellhead Temperatures



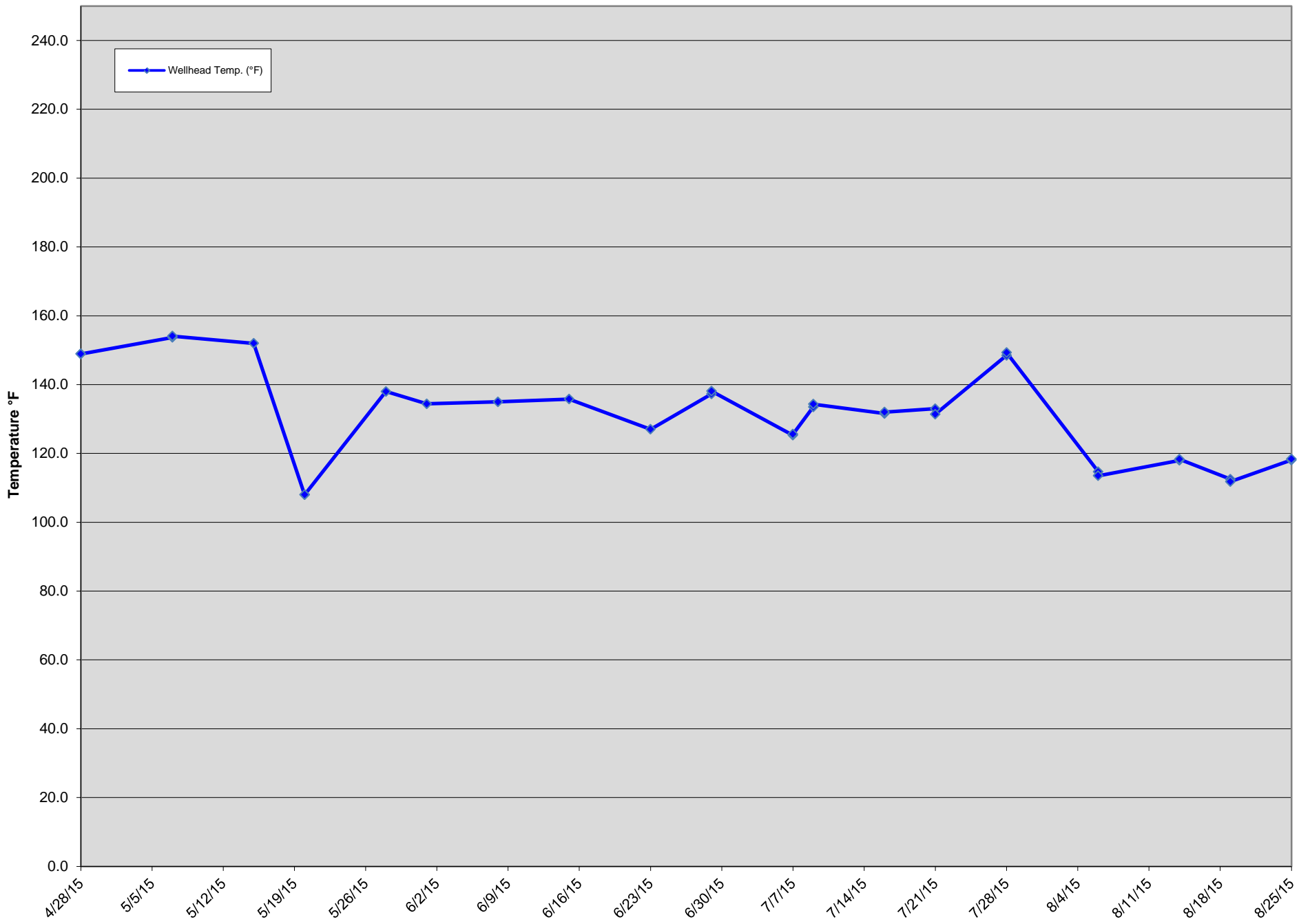
GEW ID#	Reading Date	CH4 (% Vol.)	CO2 (% Vol.)	Oxygen (% Vol.)	Balance (% Vol.)	Wellhead Temp. (°F)	Initial Static Pressure (In W.C.)
GEW-010	04/28/15	40.7	43.0	0.2	16.1	104.7	-20.2
GEW-010	05/07/15	41.5	40.6	0.7	17.2	108.8	-20.5
GEW-010	05/07/15	40.3	37.9	1.8	20.0	107.0	-17.5
GEW-010	05/15/15	44.8	37.1	2.2	15.9	101.0	-11.1
GEW-010	05/15/15	41.2	36.2	3.1	19.5	101.0	-8.4
GEW-010	05/20/15	57.2	42.7	0.0	0.1	55.0	0.6
GEW-010	05/20/15	56.5	43.3	0.0	0.2	55.0	-1.1
GEW-010	05/28/15	41.2	40.7	1.8	16.3	94.0	-10.8
GEW-010	06/01/15	49.8	41.5	1.8	6.9	75.3	-5.7
GEW-010	06/01/15	51.2	38.7	1.9	8.2	75.3	-5.7
GEW-010	06/15/15	55.5	39.6	0.4	4.5	86.8	-3.5
GEW-010	06/23/15	53.0	42.3	1.4	3.3	93.0	-2.6
GEW-010	06/29/15	56.5	42.3	0.3	0.9	98.1	0.5
GEW-010	06/29/15	56.5	41.3	0.3	1.9	98.5	-0.5
GEW-010	07/07/15	46.9	46.0	0.6	6.5	93.2	-10.0
GEW-010	07/07/15	47.1	45.7	0.9	6.3	90.8	-7.9
GEW-010	07/09/15	53.4	43.9	0.3	2.4	94.0	-1.9
GEW-010	07/09/15	53.3	42.6	0.3	3.8	94.5	-1.9
GEW-010	07/16/15	52.9	44.5	0.3	2.3	95.8	-4.7
GEW-010	07/16/15	53.0	41.8	0.3	4.9	94.9	-3.8
GEW-010	07/21/15	53.4	44.0	0.2	2.4	90.5	-2.7
GEW-010	07/28/15	53.8	43.7	0.0	2.5	108.1	0.2
GEW-010	07/28/15	53.8	41.9	0.1	4.2	110.5	-0.5
GEW-010	08/06/15	49.7	38.3	2.4	9.6	83.5	-11.5
GEW-010	08/06/15	50.5	36.8	2.6	10.1	84.4	-11.0
GEW-010	08/14/15	51.2	37.1	1.7	10.0	91.7	-7.3
GEW-010	08/19/15	47.7	41.9	1.8	8.6	88.8	-6.3
GEW-010	08/19/15	48.9	41.8	0.9	8.4	91.3	-5.7
GEW-010	08/25/15	57.5	40.3	0.0	2.2	93.7	-0.2

GEW-010 Wellhead Temperatures



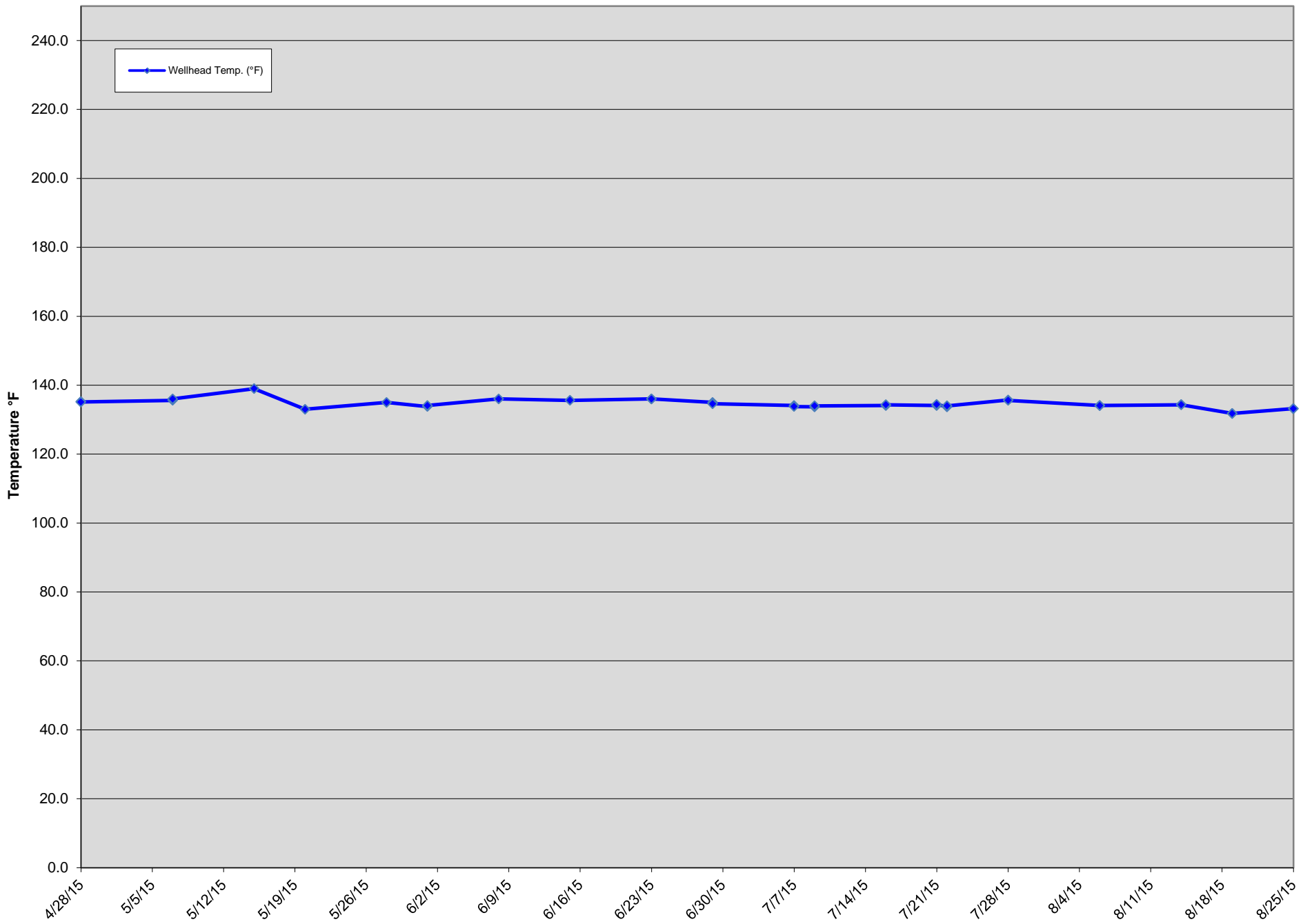
GEW ID#	Reading Date	CH4 (% Vol.)	CO2 (% Vol.)	Oxygen (% Vol.)	Balance (% Vol.)	Wellhead Temp. (°F)	Initial Static Pressure (In W.C.)
GEW-038	04/28/15	0.2	51.1	5.5	43.2	148.9	-20.3
GEW-038	04/28/15	0.2	52.1	4.9	42.8	148.9	-19.8
GEW-038	05/07/15	0.2	28.7	11.1	60.0	153.7	-23.2
GEW-038	05/07/15	0.2	29.5	10.4	59.9	154.1	-23.9
GEW-038	05/15/15	0.2	35.7	9.7	54.4	152.0	-18.3
GEW-038	05/20/15	0.9	41.7	7.8	49.6	108.0	-17.8
GEW-038	05/20/15	0.6	41.9	7.8	49.7	108.0	-18.2
GEW-038	05/28/15	0.1	37.0	8.6	54.3	138.0	-12.0
GEW-038	06/01/15	0.2	44.0	6.2	49.6	134.4	-13.1
GEW-038	06/08/15	0.2	51.2	4.8	43.8	135.0	-13.0
GEW-038	06/15/15	0.2	47.4	4.8	47.6	135.8	-13.9
GEW-038	06/23/15	0.3	37.5	9.1	53.1	127.0	-11.7
GEW-038	06/29/15	0.1	32.0	10.8	57.1	137.3	-25.9
GEW-038	06/29/15	0.1	31.5	10.2	58.2	138.1	-28.4
GEW-038	07/07/15	0.3	37.0	8.9	53.8	125.3	-27.7
GEW-038	07/07/15	0.2	36.6	8.7	54.5	125.6	-27.6
GEW-038	07/09/15	0.4	47.5	5.3	46.8	133.5	-26.4
GEW-038	07/09/15	0.2	46.3	5.4	48.1	134.3	-25.8
GEW-038	07/16/15	0.3	46.4	5.0	48.3	131.6	-25.9
GEW-038	07/16/15	0.2	48.0	4.6	47.2	132.0	-25.6
GEW-038	07/21/15	0.2	46.7	5.2	47.9	133.0	-30.9
GEW-038	07/21/15	0.2	46.9	5.1	47.8	131.4	-29.9
GEW-038	07/28/15	0.2	37.0	8.2	54.6	148.5	-28.7
GEW-038	07/28/15	0.4	36.5	7.9	55.2	149.3	-29.2
GEW-038	08/06/15	0.3	50.8	3.8	45.1	114.7	-26.3
GEW-038	08/06/15	0.3	48.7	4.0	47.0	113.5	-26.2
GEW-038	08/14/15	1.4	42.4	7.9	48.3	118.0	-26.9
GEW-038	08/14/15	0.5	41.9	7.4	50.2	118.3	-26.3
GEW-038	08/19/15	2.8	47.5	5.5	44.2	112.5	-26.4
GEW-038	08/19/15	1.2	48.4	5.4	45.0	111.8	-26.4
GEW-038	08/25/15	0.3	48.7	4.6	46.4	118.1	-28.7
GEW-038	08/25/15	0.4	48.9	4.4	46.3	118.4	-28.7

GEW-038 Wellhead Temperatures



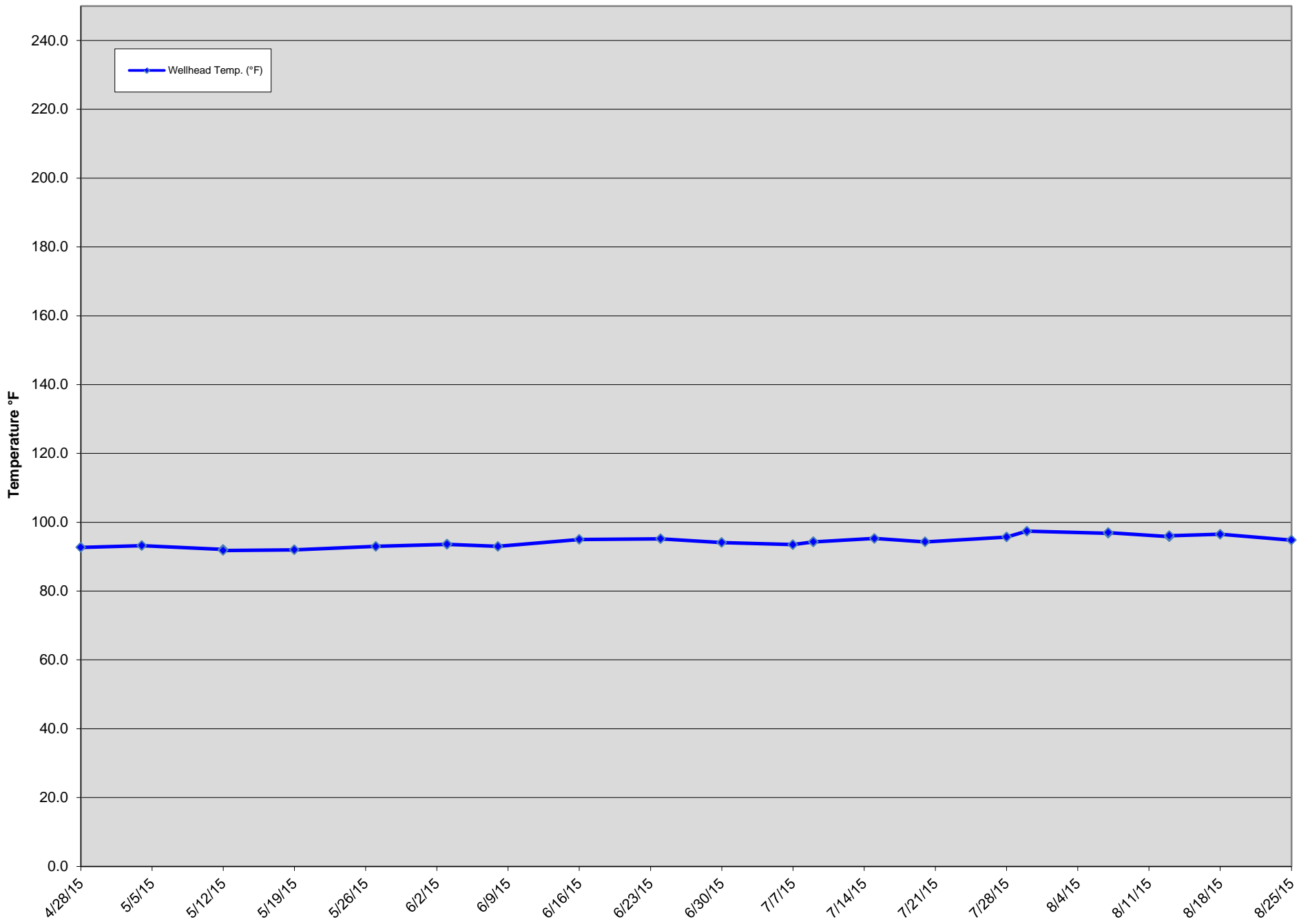
GEW ID#	Reading Date	CH4 (% Vol.)	CO2 (% Vol.)	Oxygen (% Vol.)	Balance (% Vol.)	Wellhead Temp. (°F)	Initial Static Pressure (In W.C.)
GEW-039	04/28/15	36.3	60.6	0.0	3.1	135.2	0.0
GEW-039	04/28/15	36.5	60.0	0.0	3.5	135.1	0.0
GEW-039	05/07/15	37.4	51.4	0.0	11.2	135.6	-0.1
GEW-039	05/07/15	37.1	51.8	0.0	11.1	136.0	-0.1
GEW-039	05/15/15	37.4	60.3	0.0	2.3	139.0	-0.2
GEW-039	05/20/15	38.0	59.6	0.0	2.4	133.0	-0.8
GEW-039	05/28/15	37.1	57.0	0.0	5.9	135.0	-0.4
GEW-039	06/01/15	37.0	54.9	0.0	8.1	133.8	-0.5
GEW-039	06/01/15	37.9	53.0	0.0	9.1	134.1	-0.7
GEW-039	06/08/15	37.0	57.7	0.0	5.3	136.0	-0.6
GEW-039	06/15/15	38.4	51.9	0.0	9.7	135.6	-1.8
GEW-039	06/23/15	34.3	52.1	0.0	13.6	136.0	-2.2
GEW-039	06/23/15	34.0	53.2	0.0	12.8	136.0	-1.9
GEW-039	06/29/15	34.5	49.8	0.3	15.4	135.0	-1.9
GEW-039	06/29/15	34.9	49.1	0.2	15.8	134.6	-1.4
GEW-039	07/07/15	35.9	49.6	0.1	14.4	134.1	-1.4
GEW-039	07/07/15	36.1	49.6	0.0	14.3	133.8	-1.1
GEW-039	07/09/15	39.0	49.5	0.0	11.5	133.7	-0.9
GEW-039	07/09/15	38.7	48.7	0.0	12.6	134.0	-0.9
GEW-039	07/16/15	38.8	50.9	0.0	10.3	134.1	-0.9
GEW-039	07/16/15	38.7	49.9	0.0	11.4	134.3	-0.9
GEW-039	07/21/15	37.2	51.9	0.1	10.8	134.1	-1.1
GEW-039	07/21/15	37.5	50.7	0.0	11.8	134.4	-1.1
GEW-039	07/22/15	38.4	55.7	0.0	5.9	133.7	-1.0
GEW-039	07/22/15	40.6	48.3	0.0	11.1	134.0	-1.0
GEW-039	07/28/15	37.8	48.7	0.1	13.4	135.7	-1.0
GEW-039	07/28/15	37.7	48.7	0.0	13.6	135.6	-0.8
GEW-039	08/06/15	40.2	51.7	0.0	8.1	134.1	-0.6
GEW-039	08/06/15	40.2	50.3	0.0	9.5	134.1	-0.6
GEW-039	08/14/15	38.1	50.9	0.0	11.0	134.3	-0.7
GEW-039	08/14/15	39.1	50.9	0.1	9.9	134.3	-0.7
GEW-039	08/19/15	43.9	48.3	0.2	7.6	131.8	-0.8
GEW-039	08/19/15	42.6	50.7	0.1	6.6	131.8	-0.8
GEW-039	08/25/15	41.0	51.0	0.0	8.0	133.2	-0.7
GEW-039	08/25/15	41.0	50.8	0.0	8.2	133.2	-0.7

GEW-039 Wellhead Temperatures



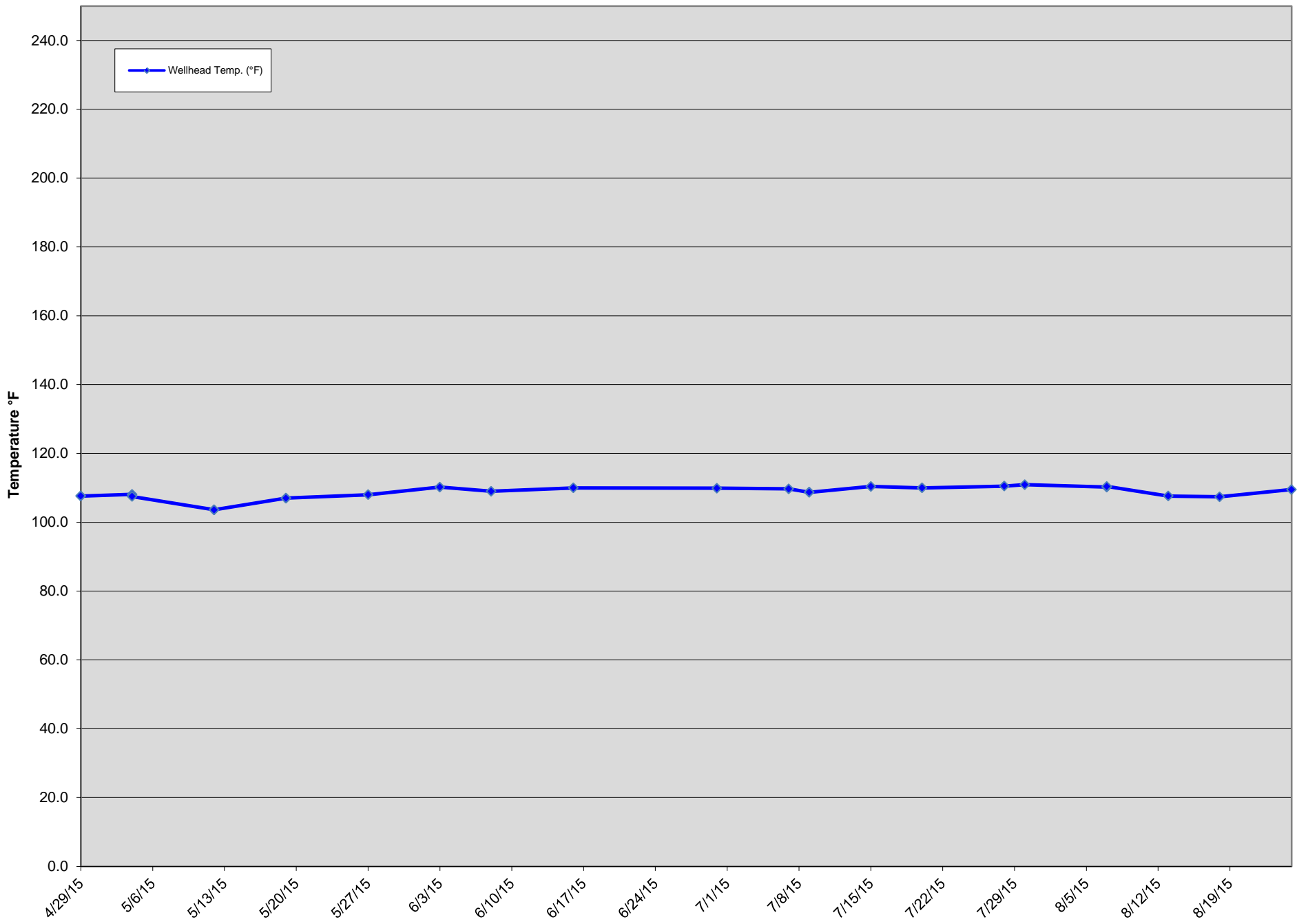
GEW ID#	Reading Date	CH4 (% Vol.)	CO2 (% Vol.)	Oxygen (% Vol.)	Balance (% Vol.)	Wellhead Temp. (°F)	Initial Static Pressure (In W.C.)
GEW-040	04/28/15	55.8	41.9	0.0	2.3	92.7	-0.2
GEW-040	05/04/15	55.8	40.9	0.0	3.3	93.2	-0.3
GEW-040	05/12/15	57.4	39.8	0.0	2.8	92.1	-0.3
GEW-040	05/12/15	56.9	40.0	0.0	3.1	91.8	-0.3
GEW-040	05/19/15	57.0	42.6	0.2	0.2	92.0	-0.2
GEW-040	05/27/15	57.6	42.3	0.0	0.1	93.0	-0.3
GEW-040	06/03/15	56.5	39.8	0.0	3.7	93.6	-0.2
GEW-040	06/03/15	57.3	40.0	0.0	2.7	93.6	-0.3
GEW-040	06/08/15	55.9	44.0	0.0	0.1	93.0	-0.3
GEW-040	06/16/15	55.7	41.6	0.6	2.1	95.0	-0.4
GEW-040	06/24/15	57.1	39.5	0.0	3.4	95.2	-0.4
GEW-040	06/30/15	57.7	40.9	0.0	1.4	94.1	-0.5
GEW-040	07/07/15	57.3	41.4	0.0	1.3	93.5	-0.6
GEW-040	07/09/15	57.9	40.9	0.0	1.2	94.3	-0.5
GEW-040	07/09/15	57.1	41.9	0.0	1.0	94.3	-0.5
GEW-040	07/15/15	57.3	40.3	0.0	2.4	95.3	-0.6
GEW-040	07/20/15	57.6	41.2	0.0	1.2	94.3	-0.6
GEW-040	07/28/15	55.5	40.7	0.0	3.8	95.7	-0.8
GEW-040	07/30/15	56.7	40.7	0.0	2.6	97.4	-0.2
GEW-040	08/07/15	57.5	41.0	0.0	1.5	96.8	0.0
GEW-040	08/07/15	56.8	40.7	0.0	2.5	97.0	-0.2
GEW-040	08/13/15	57.8	41.1	0.0	1.1	95.8	-0.5
GEW-040	08/13/15	58.0	39.7	0.0	2.3	96.1	-0.7
GEW-040	08/18/15	59.3	40.1	0.2	0.4	96.5	-0.4
GEW-040	08/25/15	58.4	39.1	0.0	2.5	94.8	-0.5

GEW-040 Wellhead Temperatures



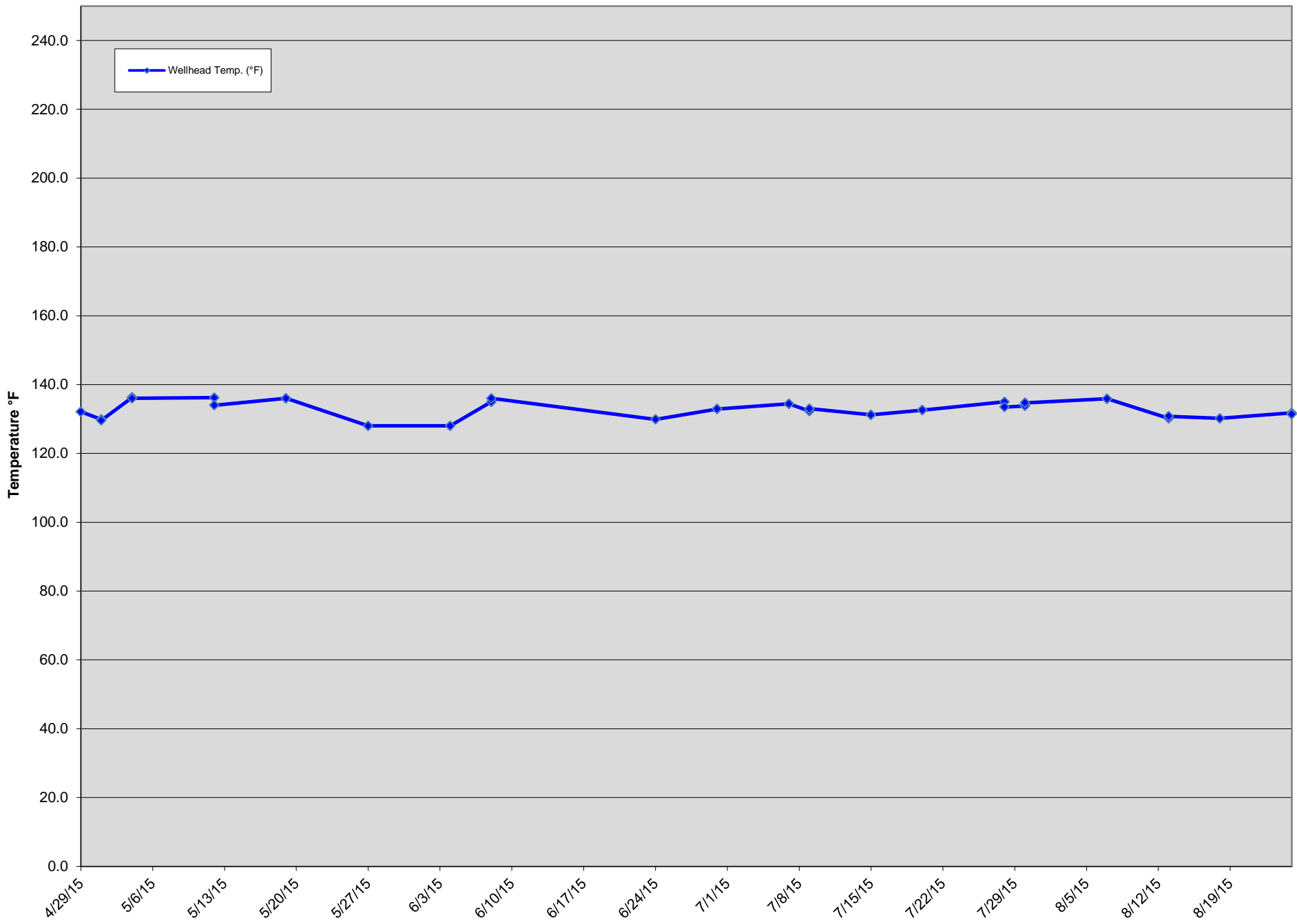
GEW ID#	Reading Date	CH4 (% Vol.)	CO2 (% Vol.)	Oxygen (% Vol.)	Balance (% Vol.)	Wellhead Temp. (°F)	Initial Static Pressure (In W.C.)
GEW-041R	04/29/15	56.0	40.0	0.0	4.0	107.6	-0.3
GEW-041R	04/29/15	55.9	39.8	0.0	4.3	107.6	-0.3
GEW-041R	05/04/15	56.4	39.7	0.0	3.9	108.1	-0.4
GEW-041R	05/04/15	56.5	40.3	0.0	3.2	107.5	-0.3
GEW-041R	05/12/15	57.9	38.6	0.0	3.5	103.6	-0.3
GEW-041R	05/12/15	59.1	37.8	0.0	3.1	103.6	-0.2
GEW-041R	05/19/15	57.6	42.3	0.0	0.1	107.0	0.1
GEW-041R	05/19/15	56.5	43.4	0.0	0.1	107.0	-0.1
GEW-041R	05/27/15	58.0	41.8	0.0	0.2	108.0	-0.4
GEW-041R	06/03/15	55.3	38.7	0.0	6.0	110.2	-0.5
GEW-041R	06/08/15	56.9	42.1	0.0	1.0	109.0	-0.5
GEW-041R	06/16/15	57.6	42.3	0.0	0.1	110.0	-0.3
GEW-041R	06/30/15	56.8	38.7	0.0	4.5	109.9	-0.4
GEW-041R	07/07/15	56.6	39.8	0.0	3.6	109.7	-0.5
GEW-041R	07/09/15	56.8	40.7	0.0	2.5	108.7	-0.3
GEW-041R	07/09/15	57.1	40.4	0.0	2.5	108.7	-0.3
GEW-041R	07/15/15	57.9	40.0	0.0	2.1	110.4	-0.5
GEW-041R	07/20/15	57.7	39.3	0.0	3.0	110.0	-0.5
GEW-041R	07/28/15	56.4	38.6	0.0	5.0	110.5	-0.7
GEW-041R	07/30/15	56.5	39.8	0.0	3.7	110.9	-0.3
GEW-041R	08/07/15	57.0	40.7	0.0	2.3	110.2	-0.1
GEW-041R	08/07/15	56.6	41.1	0.0	2.3	110.4	-0.1
GEW-041R	08/13/15	57.6	40.4	0.0	2.0	107.6	-0.6
GEW-041R	08/18/15	58.2	40.4	0.1	1.3	107.4	-0.2
GEW-041R	08/25/15	58.3	38.7	0.0	3.0	109.5	-0.4

GEW-041R Wellhead Temperatures



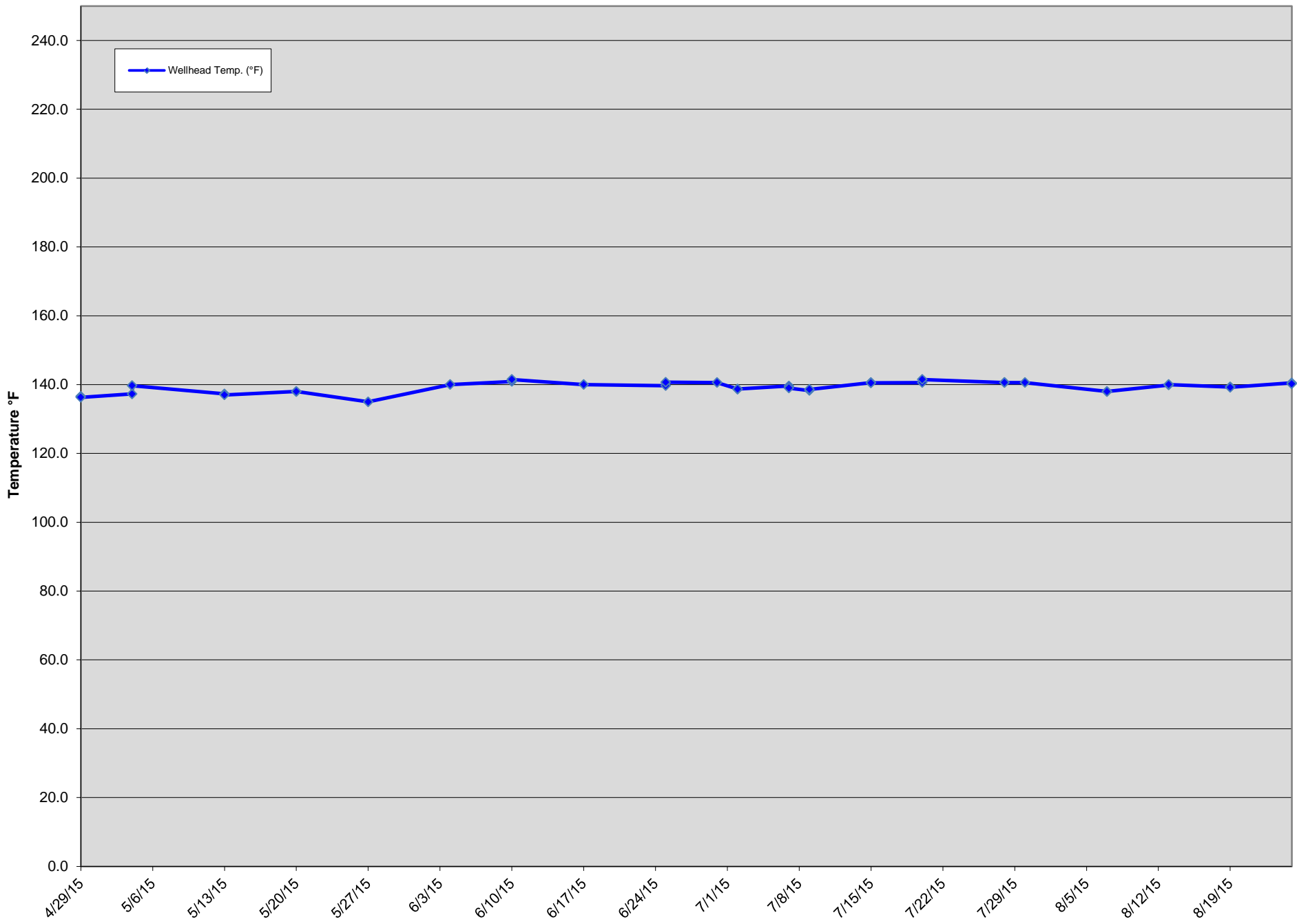
GEW ID#	Reading Date	CH4 (% Vol.)	CO2 (% Vol.)	Oxygen (% Vol.)	Balance (% Vol.)	Wellhead Temp. (°F)	Initial Static Pressure (In W.C.)
GEW-043R	04/29/15	56.2	42.4	0.0	1.4	132.1	-0.6
GEW-043R	05/01/15	56.4	42.4	0.0	1.2	129.9	-1.7
GEW-043R	05/01/15	56.1	42.3	0.0	1.6	129.6	-1.7
GEW-043R	05/04/15	55.7	40.4	0.0	3.9	136.3	0.0
GEW-043R	05/04/15	55.1	41.9	0.0	3.0	136.0	0.0
GEW-043R	05/12/15	56.4	40.0	0.0	3.6	136.2	-0.5
GEW-043R	05/12/15	57.0	40.2	0.0	2.8	134.0	0.0
GEW-043R	05/19/15	56.6	43.3	0.0	0.1	136.0	0.8
GEW-043R	05/19/15	56.4	43.5	0.0	0.1	136.0	0.4
GEW-043R	05/27/15	57.5	42.4	0.0	0.1	128.0	-1.2
GEW-043R	06/04/15	56.4	43.5	0.0	0.1	128.0	-1.0
GEW-043R	06/08/15	55.8	44.1	0.0	0.1	135.0	-0.3
GEW-043R	06/08/15	55.5	44.4	0.0	0.1	136.0	-0.2
GEW-043R	06/24/15	54.5	39.8	0.0	5.7	129.9	-0.2
GEW-043R	06/30/15	56.5	40.4	0.0	3.1	132.9	-0.4
GEW-043R	06/30/15	56.3	40.8	0.0	2.9	132.9	-0.5
GEW-043R	07/07/15	55.7	41.0	0.0	3.3	134.4	-1.0
GEW-043R	07/07/15	55.7	41.3	0.0	3.0	134.4	-0.9
GEW-043R	07/09/15	56.0	41.1	0.0	2.9	132.3	-0.3
GEW-043R	07/09/15	55.7	39.4	0.0	4.9	133.0	-0.4
GEW-043R	07/15/15	55.7	41.8	0.0	2.5	131.2	-0.2
GEW-043R	07/15/15	55.9	41.7	0.0	2.4	131.2	-0.2
GEW-043R	07/20/15	55.9	41.0	0.0	3.1	132.6	-0.9
GEW-043R	07/20/15	56.2	40.9	0.0	2.9	132.6	-0.6
GEW-043R	07/28/15	55.4	40.6	0.0	4.0	135.0	-1.2
GEW-043R	07/28/15	55.9	40.6	0.0	3.5	133.5	-0.8
GEW-043R	07/30/15	55.7	41.6	0.0	2.7	133.8	0.5
GEW-043R	07/30/15	55.2	42.1	0.0	2.7	134.7	0.3
GEW-043R	08/07/15	55.7	41.5	0.0	2.8	135.9	-0.1
GEW-043R	08/07/15	55.8	42.2	0.0	2.0	135.9	-0.2
GEW-043R	08/13/15	56.0	39.6	0.0	4.4	130.2	-3.7
GEW-043R	08/13/15	55.9	41.8	0.0	2.3	130.8	-2.5
GEW-043R	08/18/15	56.3	41.5	0.2	2.0	130.2	-1.3
GEW-043R	08/25/15	56.2	40.1	0.0	3.7	131.8	-2.3
GEW-043R	08/25/15	56.3	40.2	0.0	3.5	131.4	-2.0

GEW-043R Wellhead Temperatures



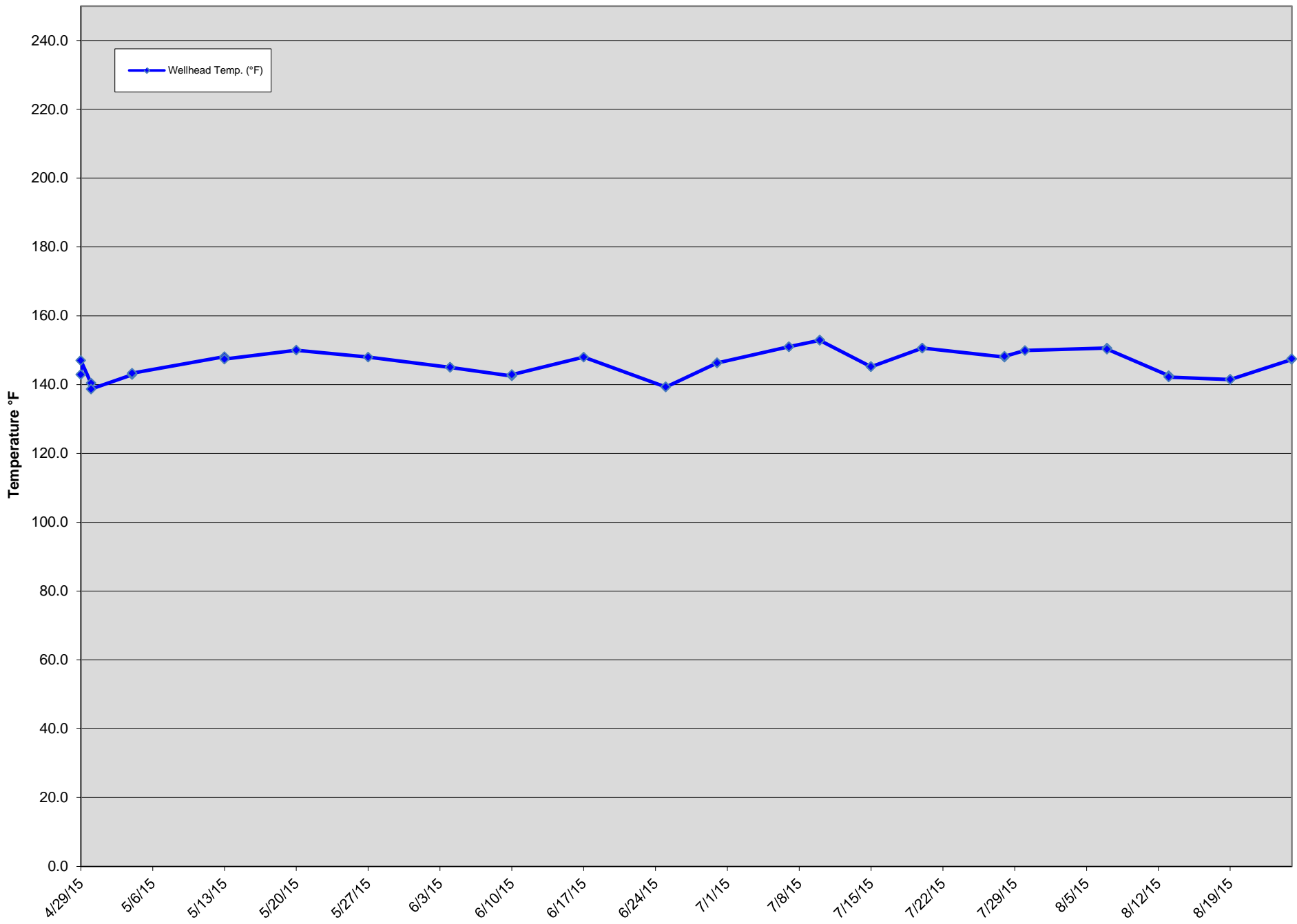
GEW ID#	Reading Date	CH4 (% Vol.)	CO2 (% Vol.)	Oxygen (% Vol.)	Balance (% Vol.)	Wellhead Temp. (°F)	Initial Static Pressure (In W.C.)
GEW-053	04/29/15	48.6	43.6	0.0	7.8	136.6	-0.1
GEW-053	04/29/15	48.7	42.4	0.0	8.9	136.3	-0.1
GEW-053	05/04/15	49.0	42.2	0.0	8.8	137.3	0.0
GEW-053	05/04/15	49.1	42.8	0.0	8.1	139.7	0.0
GEW-053	05/13/15	52.0	40.8	0.0	7.2	137.3	-0.6
GEW-053	05/13/15	51.0	41.2	0.0	7.8	137.0	-0.6
GEW-053	05/20/15	51.3	45.9	0.0	2.8	138.0	-0.1
GEW-053	05/20/15	51.7	45.6	0.0	2.7	138.0	-0.1
GEW-053	05/27/15	51.4	43.2	0.0	5.4	135.0	-0.7
GEW-053	06/04/15	51.1	45.0	0.0	3.9	140.0	-0.4
GEW-053	06/10/15	50.1	42.0	0.0	7.9	140.9	0.0
GEW-053	06/10/15	49.6	43.0	0.0	7.4	141.5	-0.1
GEW-053	06/17/15	51.6	44.7	0.0	3.7	140.0	-0.4
GEW-053	06/25/15	50.7	40.5	0.3	8.5	139.7	0.7
GEW-053	06/25/15	50.6	42.3	0.3	6.8	140.7	0.5
GEW-053	06/30/15	52.4	41.6	0.0	6.0	140.6	-0.6
GEW-053	07/02/15	52.7	41.8	0.1	5.4	138.7	-1.0
GEW-053	07/02/15	52.2	42.2	0.0	5.6	138.7	-1.0
GEW-053	07/07/15	51.7	41.7	0.0	6.6	139.6	-1.1
GEW-053	07/07/15	51.8	41.5	0.0	6.7	139.0	-1.1
GEW-053	07/09/15	51.5	43.0	0.0	5.5	138.3	-0.8
GEW-053	07/09/15	52.0	42.2	0.0	5.8	138.6	-0.8
GEW-053	07/15/15	51.7	41.4	0.0	6.9	140.6	-0.1
GEW-053	07/15/15	51.3	42.3	0.0	6.4	140.5	-0.1
GEW-053	07/20/15	51.8	40.8	0.0	7.4	140.6	0.1
GEW-053	07/20/15	51.8	41.3	0.0	6.9	141.5	-0.2
GEW-053	07/28/15	52.6	41.9	0.0	5.5	140.6	-1.1
GEW-053	07/28/15	52.5	42.0	0.0	5.5	140.6	-0.8
GEW-053	07/30/15	50.6	40.3	0.0	9.1	140.6	-0.2
GEW-053	08/07/15	51.6	41.0	0.0	7.4	138.0	0.0
GEW-053	08/07/15	51.7	41.0	0.0	7.3	138.0	-0.1
GEW-053	08/13/15	51.3	42.4	0.1	6.2	139.9	-0.9
GEW-053	08/13/15	51.3	42.4	0.1	6.2	140.0	-0.9
GEW-053	08/19/15	50.7	42.7	0.0	6.6	139.3	-0.5
GEW-053	08/19/15	50.0	43.4	0.0	6.6	139.2	-0.5
GEW-053	08/25/15	51.2	41.6	0.0	7.2	140.5	-0.3
GEW-053	08/25/15	51.2	41.8	0.0	7.0	140.2	-0.3

GEW-053 Wellhead Temperatures



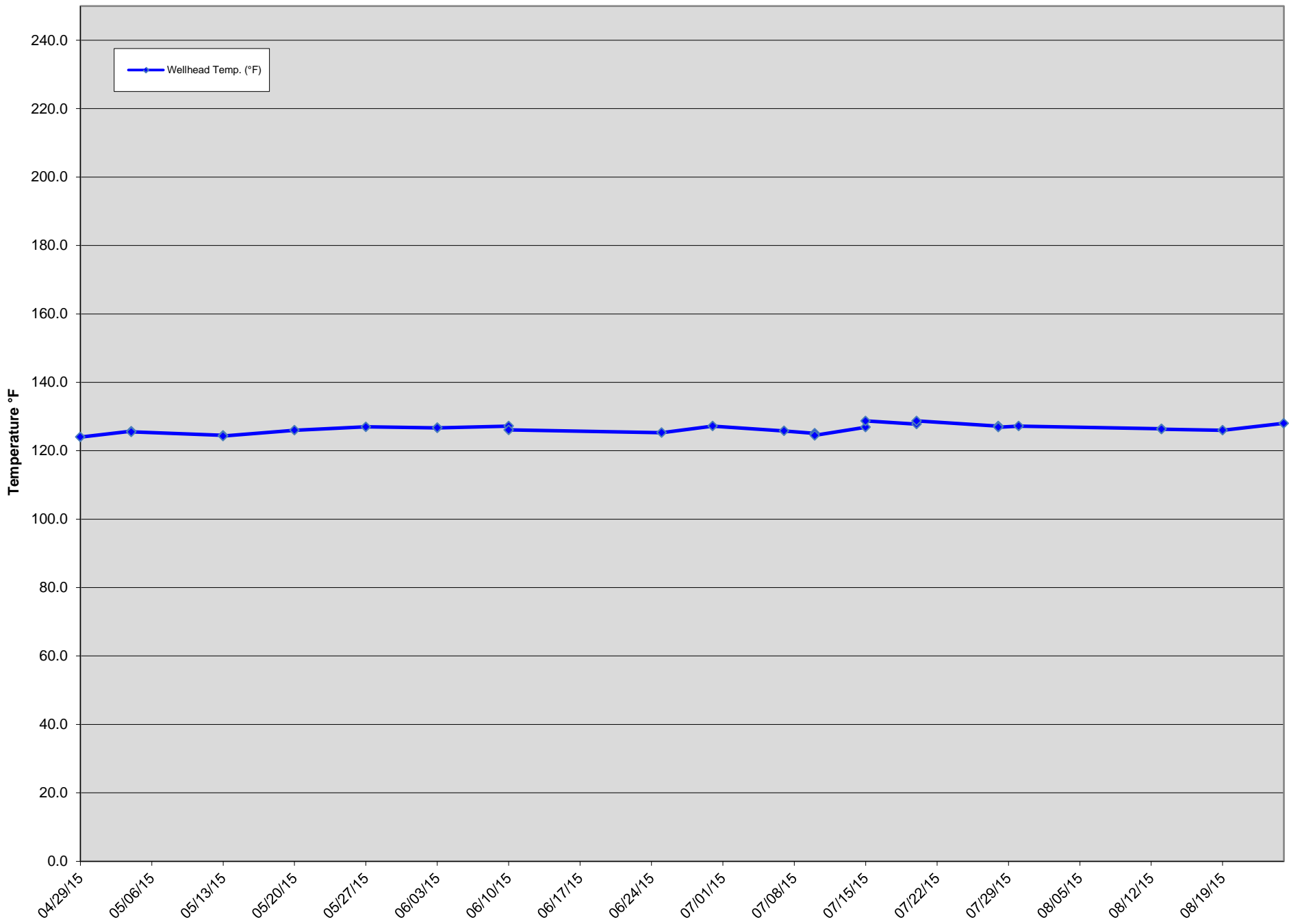
GEW ID#	Reading Date	CH4 (% Vol.)	CO2 (% Vol.)	Oxygen (% Vol.)	Balance (% Vol.)	Wellhead Temp. (°F)	Initial Static Pressure (In W.C.)
GEW-054	04/29/15	52.5	41.1	0.0	6.4	142.9	0.7
GEW-054	04/29/15	52.1	41.1	0.0	6.8	147.0	0.3
GEW-054	04/30/15	52.9	42.6	0.0	4.5	140.4	-1.6
GEW-054	04/30/15	52.8	42.6	0.0	4.6	138.7	-0.9
GEW-054	05/04/15	51.8	42.4	0.0	5.8	142.9	0.0
GEW-054	05/04/15	51.7	42.3	0.0	6.0	143.3	0.0
GEW-054	05/13/15	52.1	41.4	0.0	6.5	148.1	-0.2
GEW-054	05/13/15	52.1	41.1	0.0	6.8	147.4	-0.1
GEW-054	05/20/15	53.4	45.2	0.0	1.4	150.0	-0.4
GEW-054	05/27/15	52.2	44.1	0.0	3.7	148.0	-1.1
GEW-054	06/04/15	53.7	43.5	0.0	2.8	145.0	-2.1
GEW-054	06/04/15	53.2	44.0	0.0	2.8	145.0	-2.1
GEW-054	06/10/15	52.0	42.2	0.0	5.8	142.5	-1.9
GEW-054	06/10/15	52.5	42.0	0.0	5.5	142.9	-0.5
GEW-054	06/17/15	52.2	44.0	0.0	3.8	148.0	-0.7
GEW-054	06/25/15	53.1	41.0	0.3	5.6	139.3	-0.7
GEW-054	06/25/15	52.1	42.3	0.3	5.3	139.3	-0.7
GEW-054	06/30/15	51.6	42.8	0.0	5.6	146.3	-0.6
GEW-054	06/30/15	51.7	42.9	0.0	5.4	146.3	-0.6
GEW-054	07/07/15	51.4	41.8	0.0	6.8	151.0	-0.8
GEW-054	07/07/15	51.1	42.3	0.0	6.6	151.0	-0.7
GEW-054	07/10/15	50.0	43.8	0.0	6.2	152.9	-0.2
GEW-054	07/10/15	50.1	43.1	0.0	6.8	152.9	-0.3
GEW-054	07/15/15	52.4	41.7	0.0	5.9	145.2	-0.5
GEW-054	07/15/15	51.9	42.1	0.0	6.0	145.2	-0.5
GEW-054	07/20/15	51.7	41.0	0.0	7.3	150.6	0.2
GEW-054	07/20/15	51.6	41.5	0.0	6.9	150.6	-0.2
GEW-054	07/28/15	52.6	42.0	0.0	5.4	148.0	-1.3
GEW-054	07/28/15	52.0	42.3	0.0	5.7	148.2	-0.8
GEW-054	07/30/15	49.7	41.6	0.0	8.7	149.9	-0.1
GEW-054	08/07/15	51.3	42.9	0.0	5.8	150.6	0.2
GEW-054	08/07/15	51.2	42.7	0.0	6.1	150.3	-0.1
GEW-054	08/13/15	52.8	41.2	0.1	5.9	142.6	-1.9
GEW-054	08/13/15	52.5	41.9	0.1	5.5	142.2	-1.3
GEW-054	08/19/15	52.1	42.6	0.0	5.3	141.5	-0.8
GEW-054	08/19/15	52.5	43.2	0.0	4.3	141.5	-0.9
GEW-054	08/25/15	53.2	41.9	0.0	4.9	147.3	-0.2
GEW-054	08/25/15	53.1	41.8	0.0	5.1	147.5	-0.2

GEW-054 Wellhead Temperatures



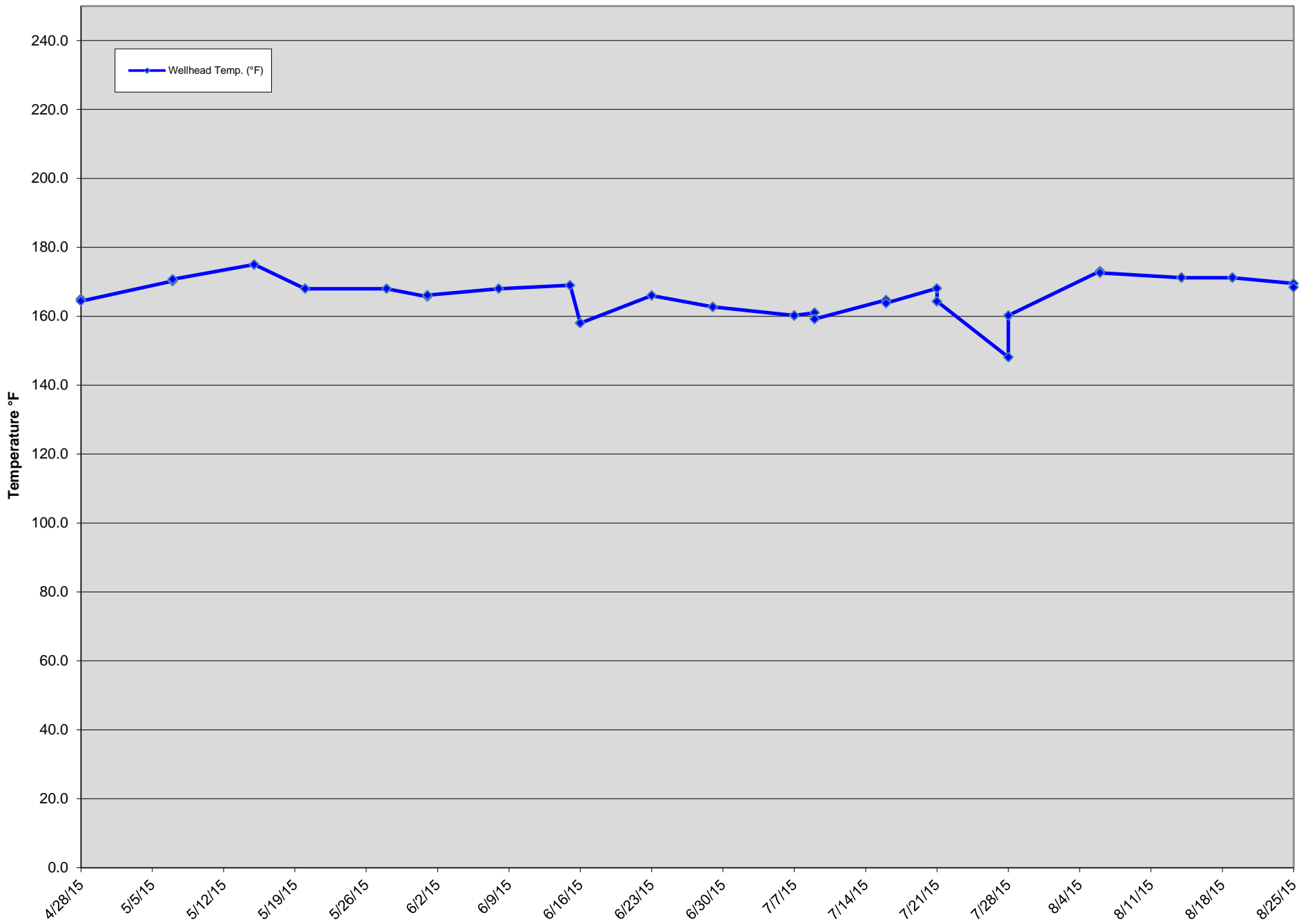
GEW ID#	Reading Date	CH4 (% Vol.)	CO2 (% Vol.)	Oxygen (% Vol.)	Balance (% Vol.)	Wellhead Temp. (°F)	Initial Static Pressure (In W.C.)
GEW-055	04/29/15	52.5	40.6	0.0	6.9	124.0	-0.3
GEW-055	05/04/15	52.5	42.1	0.0	5.4	125.7	-0.6
GEW-055	05/04/15	52.6	42.3	0.0	5.1	125.5	-0.6
GEW-055	05/13/15	53.7	41.6	0.0	4.7	124.5	-0.9
GEW-055	05/13/15	54.1	41.1	0.0	4.8	124.3	-0.9
GEW-055	05/20/15	54.8	45.1	0.0	0.1	126.0	-0.5
GEW-055	05/27/15	53.7	44.4	0.0	1.9	127.0	-0.8
GEW-055	06/03/15	53.0	40.9	0.0	6.1	126.7	-0.6
GEW-055	06/03/15	53.0	42.0	0.0	5.0	126.7	-0.7
GEW-055	06/10/15	52.8	41.7	0.0	5.5	127.2	-0.5
GEW-055	06/10/15	52.3	42.4	0.0	5.3	126.1	-0.4
GEW-055	06/25/15	52.5	40.6	0.4	6.5	125.3	-0.4
GEW-055	06/30/15	52.9	41.9	0.0	5.2	127.2	-0.1
GEW-056	07/07/15	53.6	41.6	0.0	4.8	125.8	-0.7
GEW-057	07/10/15	54.0	42.5	0.0	3.5	125.1	-0.5
GEW-055	07/10/15	54.4	41.3	0.0	4.3	124.5	-0.5
GEW-055	07/15/15	53.5	42.2	0.0	4.3	126.9	0.0
GEW-055	07/15/15	53.9	42.0	0.0	4.1	128.7	-0.1
GEW-055	07/20/15	54.1	41.0	0.0	4.9	127.8	-0.1
GEW-055	07/20/15	54.3	41.4	0.0	4.3	128.7	-0.3
GEW-055	07/28/15	54.6	41.2	0.0	4.2	127.2	-1.0
GEW-055	07/28/15	54.4	42.0	0.0	3.6	126.9	-0.9
GEW-055	07/30/15	53.7	42.1	0.0	4.2	127.2	-0.5
GEW-055	08/13/15	53.3	42.2	0.1	4.4	126.4	-0.7
GEW-055	08/13/15	53.5	42.4	0.1	4.0	126.3	-0.7
GEW-055	08/19/15	53.4	42.3	0.0	4.3	126.0	-0.6
GEW-055	08/25/15	54.4	41.7	0.0	3.9	128.0	-0.3

GEW-055 Wellhead Temperatures



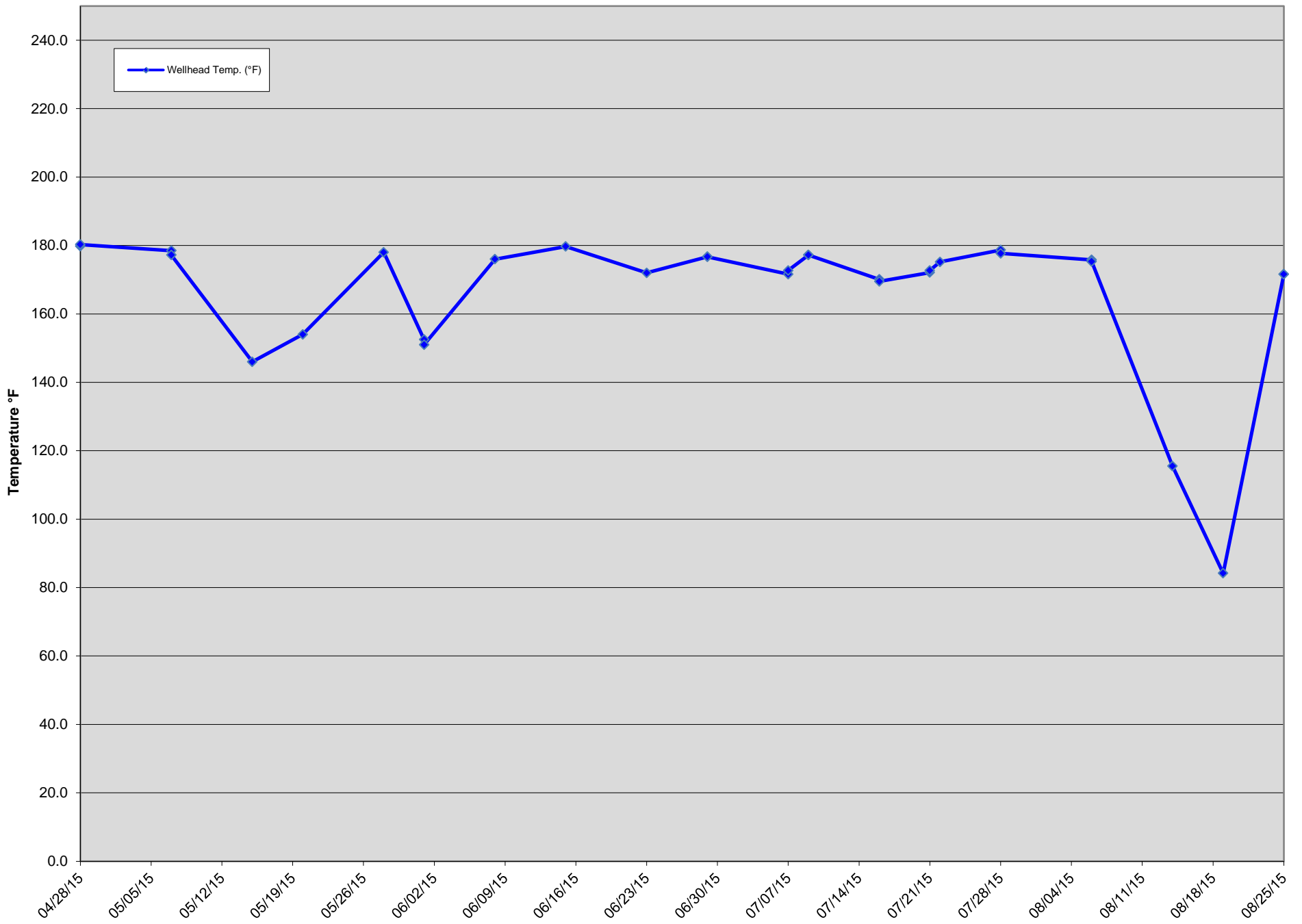
GEW ID#	Reading Date	CH4 (% Vol.)	CO2 (% Vol.)	Oxygen (% Vol.)	Balance (% Vol.)	Wellhead Temp. (°F)	Initial Static Pressure (In W.C.)
GEW-056R	04/28/15	14.7	51.3	0.0	34.0	165.0	-2.6
GEW-056R	04/28/15	14.8	51.5	0.0	33.7	164.4	-1.9
GEW-056R	05/07/15	13.1	52.3	0.0	34.6	170.2	-0.6
GEW-056R	05/07/15	11.7	49.7	0.0	38.6	170.7	-0.6
GEW-056R	05/15/15	7.4	64.3	0.0	28.3	175.0	-0.1
GEW-056R	05/20/15	17.7	57.1	0.0	25.2	168.0	-0.9
GEW-056R	05/28/15	17.2	51.2	0.0	31.6	168.0	-1.0
GEW-056R	06/01/15	17.0	50.1	0.0	32.9	165.7	-1.3
GEW-056R	06/01/15	16.6	49.4	0.0	34.0	166.1	-1.3
GEW-056R	06/08/15	18.8	55.7	0.0	25.5	168.0	-1.0
GEW-056R	06/15/15	17.6	48.7	0.0	33.7	169.0	-1.9
GEW-056R	06/16/15	18.4	48.3	0.0	33.3	158.0	-2.3
GEW-056R	06/16/15	18.9	47.8	0.0	33.3	158.0	-2.2
GEW-056R	06/23/15	15.8	47.4	0.0	36.8	166.0	-2.4
GEW-056R	06/29/15	13.5	41.4	0.6	44.5	162.7	-4.1
GEW-056R	06/29/15	13.5	41.0	0.5	45.0	162.7	-4.1
GEW-056R	07/07/15	10.2	40.6	0.7	48.5	160.2	-4.1
GEW-056R	07/07/15	10.9	39.9	0.5	48.7	160.2	-3.9
GEW-056R	07/09/15	9.9	40.1	0.6	49.4	161.0	-3.5
GEW-056R	07/09/15	9.7	38.1	0.4	51.8	159.2	-2.6
GEW-056R	07/16/15	9.3	41.0	0.7	49.0	164.7	-2.5
GEW-056R	07/16/15	8.8	40.6	0.6	50.0	163.8	-2.3
GEW-056R	07/21/15	5.7	45.5	0.4	48.4	168.1	-1.6
GEW-056R	07/21/15	5.4	44.3	0.3	50.0	164.3	-1.2
GEW-056R	07/28/15	1.0	54.6	0.1	44.3	148.1	0.2
GEW-056R	07/28/15	1.2	55.6	0.0	43.2	160.2	-0.5
GEW-056R	08/06/15	2.7	53.5	0.1	43.7	173.1	-1.0
GEW-056R	08/06/15	2.6	53.5	0.0	43.9	172.6	-0.9
GEW-056R	08/14/15	5.0	38.4	1.1	55.5	171.2	-1.9
GEW-056R	08/14/15	4.8	42.9	0.9	51.4	171.2	-1.9
GEW-056R	08/19/15	4.0	43.2	0.5	52.3	171.2	-1.7
GEW-056R	08/19/15	3.7	48.3	0.4	47.6	171.2	-1.7
GEW-056R	08/25/15	3.3	50.1	0.1	46.5	169.5	-1.3
GEW-056R	08/25/15	3.2	50.4	0.1	46.3	168.4	-1.3

GEW-056R Wellhead Temperatures



GEW ID#	Reading Date	CH4 (% Vol.)	CO2 (% Vol.)	Oxygen (% Vol.)	Balance (% Vol.)	Wellhead Temp. (°F)	Initial Static Pressure (In W.C.)
GEW-109	04/28/15	3.2	62.4	0.0	34.4	179.8	-23.9
GEW-109	04/28/15	2.6	65.7	0.0	31.7	180.3	-24.1
GEW-109	05/07/15	3.5	56.6	0.0	39.9	178.5	-23.0
GEW-109	05/07/15	2.9	56.3	0.0	40.8	177.2	-23.5
GEW-109	05/15/15	4.0	65.7	0.5	29.8	146.0	-24.7
GEW-109	05/20/15	3.4	65.7	0.0	30.9	154.0	-24.3
GEW-109	05/28/15	2.7	63.1	0.2	34.0	178.0	-24.5
GEW-109	06/01/15	3.1	55.7	0.0	41.2	152.5	-24.8
GEW-109	06/01/15	3.2	56.2	0.0	40.6	151.0	-25.9
GEW-109	06/08/15	3.2	66.1	0.0	30.7	176.0	-25.4
GEW-109	06/15/15	3.0	57.8	0.0	39.2	179.7	-23.8
GEW-109	06/23/15	3.3	64.7	0.0	32.0	172.0	-25.3
GEW-109	06/29/15	4.0	57.3	0.2	38.5	176.7	-25.9
GEW-109	06/29/15	3.9	57.9	0.3	37.9	176.7	-25.3
GEW-109	07/07/15	4.3	51.7	0.0	44.0	171.6	-27.0
GEW-109	07/07/15	3.6	52.7	0.0	43.7	172.7	-27.3
GEW-109	07/09/15	6.3	53.3	0.2	40.2	177.2	-25.8
GEW-109	07/09/15	4.0	54.6	0.3	41.1	177.2	-26.5
GEW-109	07/16/15	5.1	51.0	0.0	43.9	170.1	-24.0
GEW-109	07/16/15	5.1	52.3	0.0	42.6	169.5	-25.0
GEW-109	07/21/15	4.9	51.6	0.0	43.5	172.1	-29.7
GEW-109	07/21/15	5.2	51.5	0.0	43.3	172.7	-28.0
GEW-109	07/22/15	7.0	52.9	0.0	40.1	175.2	-26.9
GEW-109	07/28/15	4.7	50.5	0.0	44.8	178.7	-28.7
GEW-109	07/28/15	5.0	51.5	0.1	43.4	177.7	-28.8
GEW-109	08/06/15	3.4	53.5	0.0	43.1	175.8	-27.2
GEW-109	08/06/15	3.5	53.1	0.0	43.4	175.3	-27.3
GEW-109	08/14/15	5.3	39.0	3.8	51.9	115.5	-23.3
GEW-109	08/19/15	11.3	41.1	3.9	43.7	84.2	-27.1
GEW-109	08/25/15	6.2	52.8	0.1	40.9	171.6	-24.8
GEW-109	08/25/15	6.1	53.8	0.0	40.1	171.6	-27.1

GEW-109 Wellhead Temperatures



GEW ID#	Reading Date	CH4 (% Vol.)	CO2 (% Vol.)	Oxygen (% Vol.)	Balance (% Vol.)	Wellhead Temp. (°F)	Initial Static Pressure (In W.C.)
GEW-110	04/28/15	5.8	30.6	8.1	55.5	168.3	-15.1
GEW-110	04/28/15	5.9	30.2	7.9	56.0	168.3	-15.6
GEW-110	05/07/15	11.7	34.9	4.3	49.1	169.7	-16.6
GEW-110	05/07/15	12.1	32.0	4.5	51.4	169.3	-17.1
GEW-110	05/15/15	12.7	36.3	4.0	47.0	166.0	-14.1
GEW-110	05/20/15	19.4	36.5	4.0	40.1	165.0	-15.6
GEW-110	05/28/15	12.4	35.1	3.6	48.9	170.0	-19.7
GEW-110	06/01/15	12.2	40.6	3.9	43.3	166.6	-21.8
GEW-110	06/01/15	12.3	40.5	4.0	43.2	166.6	-21.8
GEW-110	06/08/15	2.4	24.4	9.6	63.6	148.0	-26.1
GEW-110	06/15/15	15.8	48.3	1.2	34.7	163.5	-21.7
GEW-110	06/23/15	17.2	51.3	1.1	30.4	170.0	-21.9
GEW-110	07/02/15	7.9	26.3	12.1	53.7	129.3	-11.0
GEW-110	07/02/15	7.9	25.8	12.2	54.1	131.6	-3.5
GEW-110	07/09/15	Well not able to be read due to excessive moisture					
GEW-110	07/16/15	Well not able to be read due to excessive moisture					
GEW-110	07/30/15	3.8	16.3	16.0	63.9	118.6	-0.1
GEW-110	07/30/15	6.0	20.7	12.4	60.9	117.3	-0.4
GEW-110	08/06/15	2.8	11.5	16.6	69.1	78.5	-0.2
GEW-110	08/06/15	1.3	6.9	19.0	72.8	79.4	-0.2
GEW-110	08/14/15	6.1	22.0	13.1	58.8	118.3	-0.5
GEW-110	08/14/15	3.3	19.4	13.0	64.3	118.3	-0.5
GEW-110	08/19/15	4.6	19.4	15.6	60.4	95.9	-1.1
GEW-110	08/19/15	2.7	16.5	15.4	65.4	95.8	-1.1
GEW-110	08/25/15	5.6	12.2	14.1	68.1	106.0	-1.2
GEW-110	08/25/15	5.6	12.1	14.1	68.2	105.8	-1.2

GEW-110 Wellhead Temperatures

