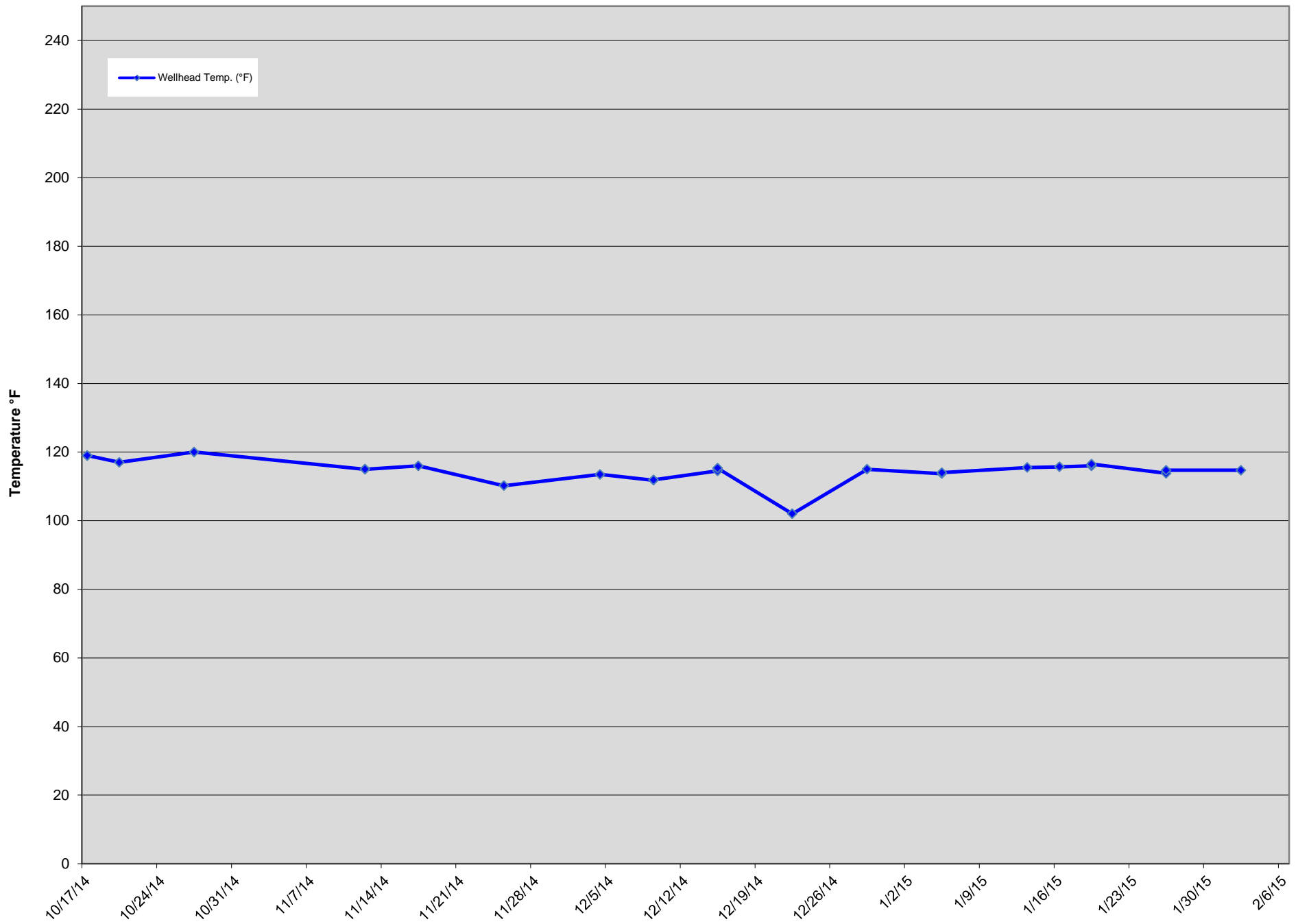


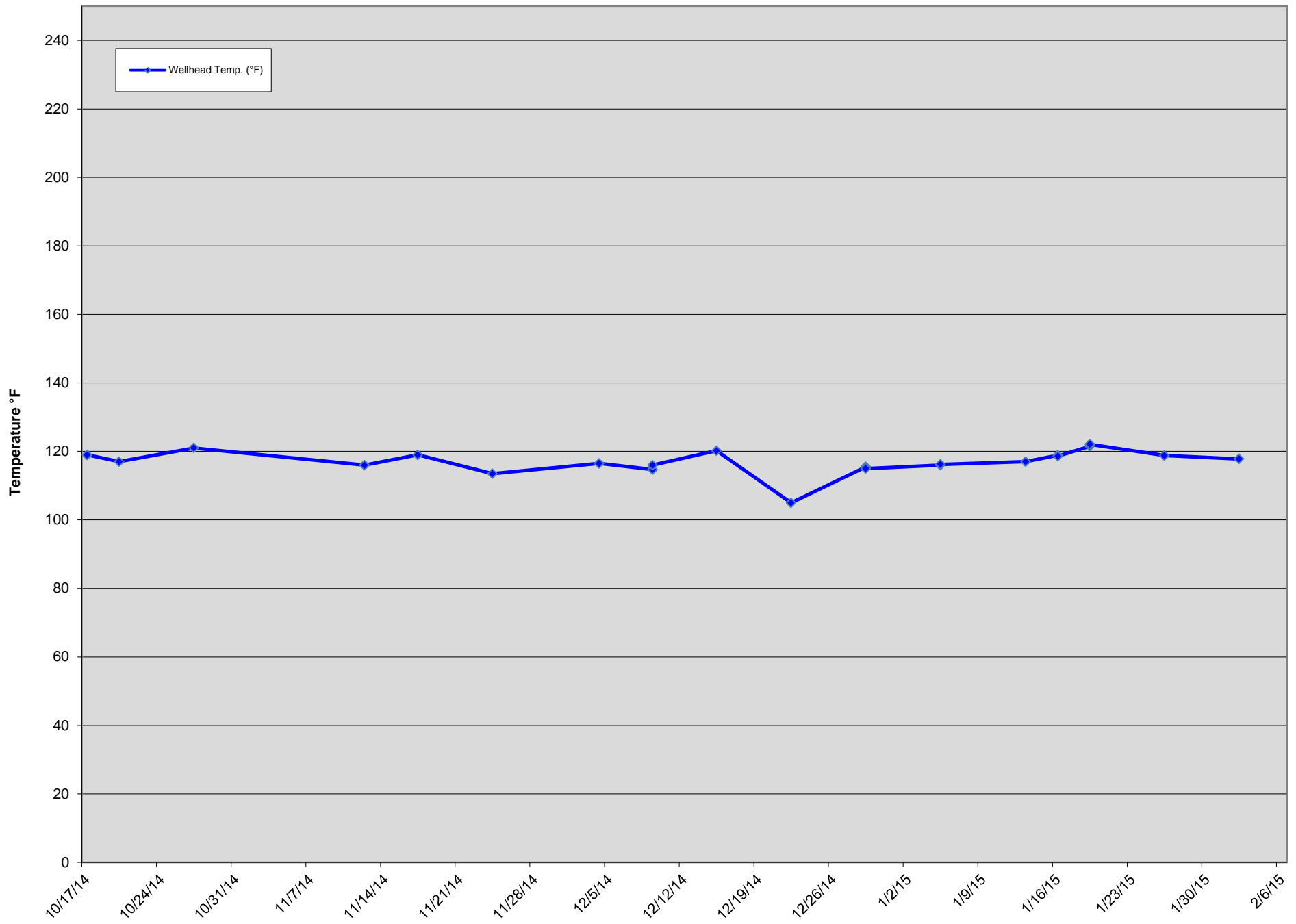
GEW ID#	Reading Date	CH4 (% Vol.)	CO2 (% Vol.)	Oxygen (% Vol.)	Balance (% Vol.)	Wellhead Temp. (°F)	Initial Static Pressure (In W.C.)
GEW-008	10/17/14	52.5	45.8	0	1.7	119	-1
GEW-008	10/17/14	52.5	45.8	0	1.7	119	-1
GEW-008	10/20/14	51.1	46.7	0	2.2	117	-1
GEW-008	10/27/14	51.7	46.2	0	2.1	120	-0.3
GEW-008	11/12/14	50.9	49	0	0.1	115	-1.1
GEW-008	11/12/14	52.4	47.4	0	0.2	115	-1.2
GEW-008	11/17/14	49.3	50.5	0	0.2	116	-0.7
GEW-008	11/25/14	50.7	44.5	0	4.8	110.2	-1.04
GEW-008	12/04/14	50	46.3	0	3.7	113.5	-0.51
GEW-008	12/09/14	51.1	43.8	0	5.1	111.8	-0.05
GEW-008	12/09/14	51.4	42.4	0	6.2	111.9	-0.03
GEW-008	12/15/14	50.8	43.3	0	5.9	114.5	0.23
GEW-008	12/15/14	50.2	45	0	4.8	115.3	-0.03
GEW-008	12/22/14	50.4	49.5	0	0.1	102	-0.2
GEW-008	12/29/14	49.7	44	0	6.3	115	-0.73
GEW-008	01/05/15	50.3	44	0	5.7	113.7	0.17
GEW-008	01/05/15	49.5	45.5	0	5	114	-0.09
GEW-008	01/13/15	52.2	41.4	0	6.4	115.5	-0.77
GEW-008	01/16/15	50.8	42.3	0	6.9	115.7	-0.05
GEW-008	01/19/15	50.2	44.2	0	5.6	116	0.25
GEW-008	01/19/15	49.6	45	0	5.4	116.5	0.08
GEW-008	01/26/15	52.8	45.1	0	2.1	113.8	0.35
GEW-008	01/26/15	50.8	46	0	3.2	114.7	0.08
GEW-008	02/02/15	49.7	42.5	0	7.8	114.7	-0.95

GEW-008 Wellhead Temperatures



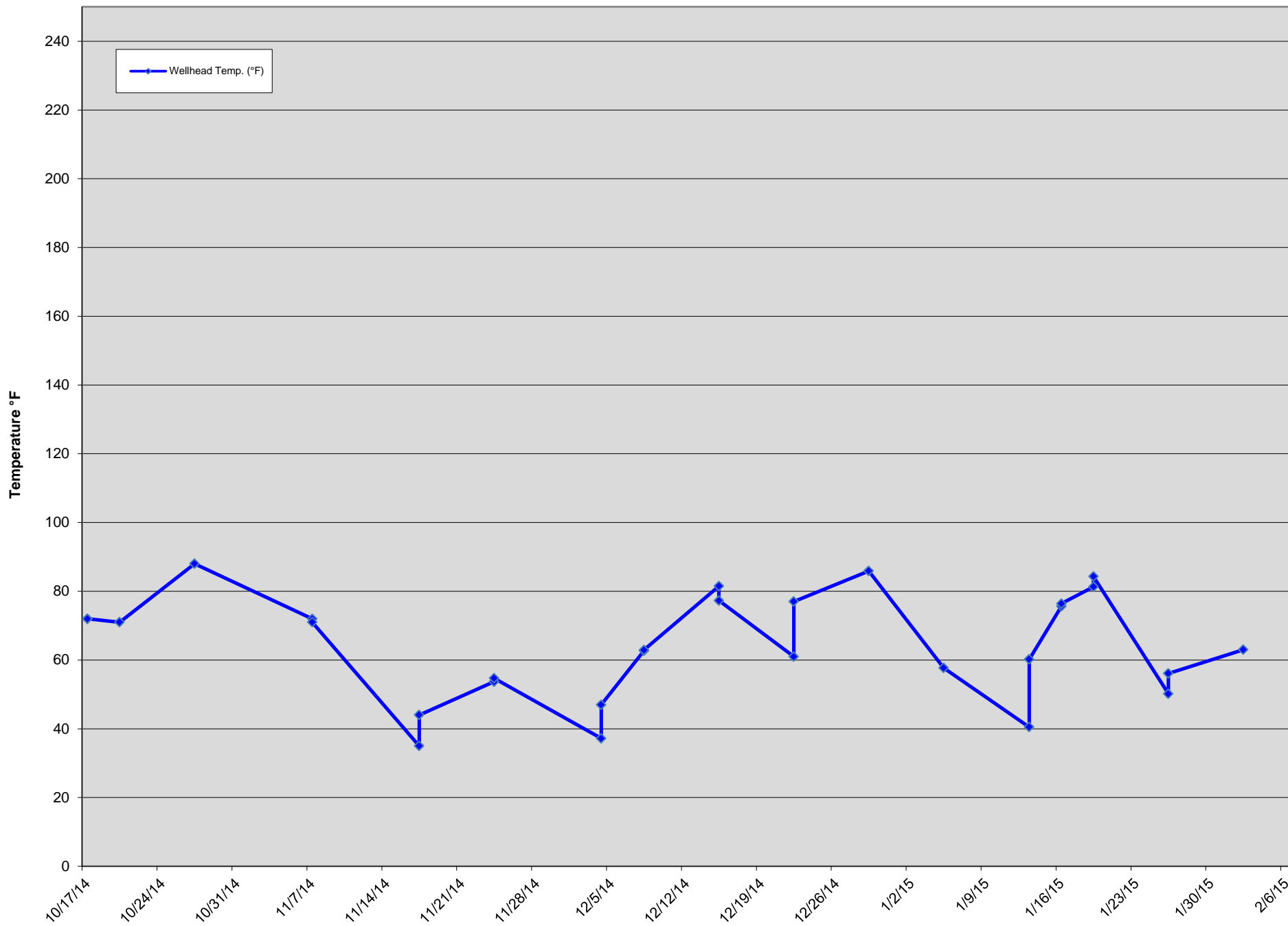
GEW ID#	Reading Date	CH4 (% Vol.)	CO2 (% Vol.)	Oxygen (% Vol.)	Balance (% Vol.)	Wellhead Temp. (°F)	Initial Static Pressure (In W.C.)
GEW-09	10/17/14	51.3	45.2	0	3.5	119	-0.9
GEW-09	10/17/14	51.3	45.2	0	3.5	119	-0.9
GEW-09	10/20/14	50.8	45.4	0	3.8	117	-0.9
GEW-09	10/27/14	51.6	45.2	0	3.2	121	-0.5
GEW-09	11/12/14	51.3	44.7	0	4	116	-0.8
GEW-09	11/12/14	51.2	44.5	0	4.3	116	-0.9
GEW-009	11/17/14	50.5	49.2	0	0.3	119	-0.6
GEW-009	11/24/14	46	45.2	0	8.8	113.5	-1.12
GEW-009	12/04/14	51.3	41.1	0.1	7.5	116.5	-0.51
GEW-009	12/09/14	49.8	42.3	0	7.9	114.7	-0.5
GEW-009	12/09/14	50.5	39.5	0	10	116	-0.49
GEW-009	12/15/14	49	43.8	0	7.2	120.2	-0.55
GEW-009	12/22/14	50.1	47.2	0	2.7	105	-0.9
GEW-009	12/29/14	42.6	40.3	0	17.1	115.5	-1.37
GEW-009	12/29/14	43	40.2	0	16.8	115	-1.06
GEW-009	01/05/15	46.7	42.5	0	10.8	116	-0.27
GEW-009	01/05/15	46.6	42.1	0	11.3	116.2	-0.26
GEW-009	01/13/15	49.9	40.2	0	9.9	117	-0.51
GEW-009	01/16/15	50.3	43.2	0	6.5	118.9	0.06
GEW-009	01/16/15	51.3	42.5	0	6.2	118.6	-0.04
GEW-009	01/19/15	51.3	43.9	0	4.8	121.5	-0.01
GEW-009	01/19/15	51	43.4	0	5.6	122.1	-0.08
GEW-009	01/26/15	52	45.2	0	2.8	118.8	-0.02
GEW-009	02/02/15	48.6	42.4	0	9	117.8	-0.34

GEW-009 Wellhead Temperatures



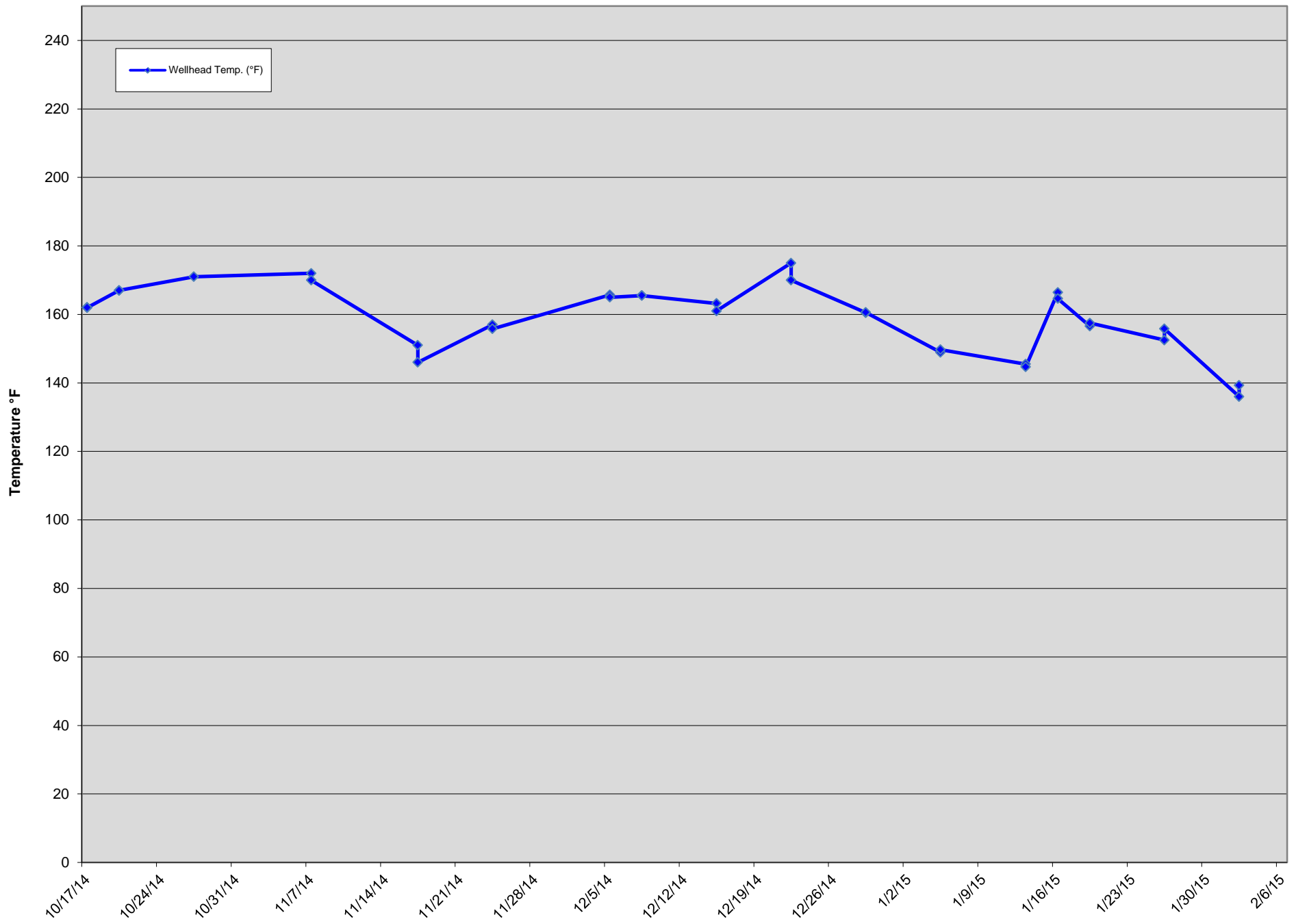
GEW ID#	Reading Date	CH4 (% Vol.)	CO2 (% Vol.)	Oxygen (% Vol.)	Balance (% Vol.)	Wellhead Temp. (°F)	Initial Static Pressure (In W.C.)
GEW-010	10/17/14	56.3	43.6	0	0.1	72	-0.4
GEW-010	10/17/14	56.3	43.6	0	0.1	72	-0.4
GEW-010	10/20/14	53.5	39	1.2	6.3	71	-3
GEW-010	10/27/14	49.8	38.2	1.8	10.2	88	-7.6
GEW-010	11/07/14	52.3	33.9	2.5	11.3	72	-11.6
GEW-010	11/07/14	56	39.2	0.9	3.9	71	-2.8
GEW-010	11/17/14	46.1	53.8	0	0.1	35	0.9
GEW-010	11/17/14	53.5	46.4	0	0.1	44	-6.5
GEW-010	11/24/14	46.9	37.9	2.7	12.5	53.7	-17.46
GEW-010	11/24/14	47.3	37.3	2.8	12.6	54.7	-14.35
GEW-010	12/04/14	56	44	0	0	37.2	10.62
GEW-010	12/04/14	57.2	42.6	0	0.2	47	-0.11
GEW-010	12/08/14	43	33.4	3.9	19.7	62.7	-16.48
GEW-010	12/08/14	45.1	32.7	3.7	18.5	62.9	-16.85
GEW-010	12/15/14	38.5	42.6	3.6	15.3	81.5	-20.94
GEW-010	12/15/14	40.1	40.9	3.5	15.5	77.3	-0.64
GEW-010	12/22/14	53.6	46.3	0	0.1	61	3
GEW-010	12/22/14	55	44.9	0	0.1	77	-2.4
GEW-010	12/29/14	42.1	45.8	1.9	10.2	85.9	-10.81
GEW-010	01/05/15	43.8	41.3	1.2	13.7	57.7	-8.24
GEW-010	01/13/15	55.6	43	0	1.4	40.5	8.36
GEW-010	01/13/15	56.5	41	0	2.5	60.2	-2.58
GEW-010	01/16/15	46.6	36.3	2.8	14.3	75.6	-11.66
GEW-010	01/16/15	47.4	35	2.8	14.8	76.4	-11.17
GEW-010	01/19/15	51.2	38.5	1.7	8.6	81.3	-4.53
GEW-010	01/19/15	54.6	38.2	0.7	6.5	84.3	-0.77
GEW-010	01/26/15	57.7	42.3	0	0	50.2	3.99
GEW-010	01/26/15	59.2	40.8	0	0	56.1	-6.84
GEW-010	02/02/15	40.9	51.1	1	7	63	-7.8

GEW-010 Wellhead Temperatures



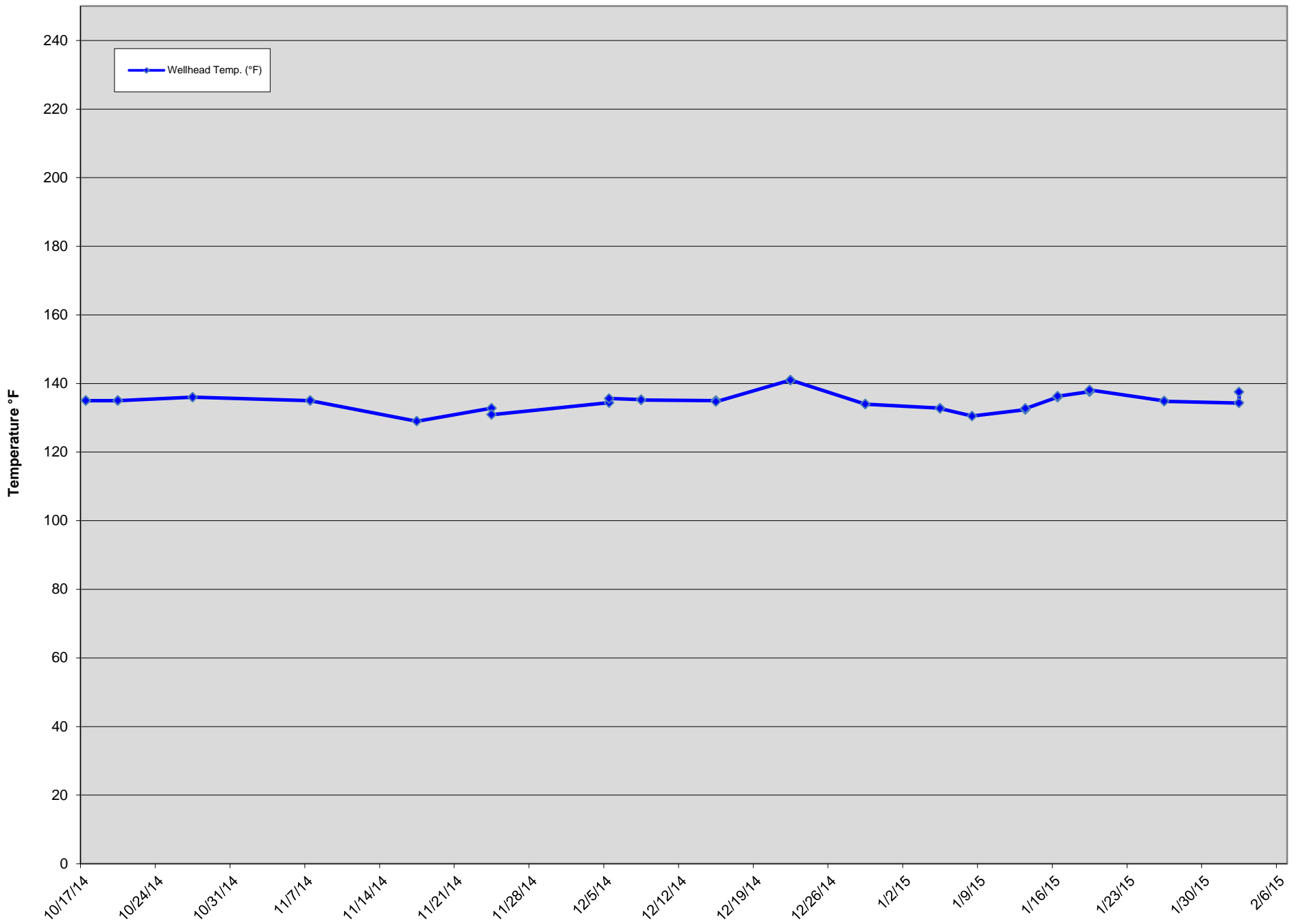
GEW ID#	Reading Date	CH4 (% Vol.)	CO2 (% Vol.)	Oxygen (% Vol.)	Balance (% Vol.)	Wellhead Temp. (°F)	Initial Static Pressure (In W.C.)
GEW-038	10/17/14	0.2	51.9	4	43.9	162	-15.1
GEW-038	10/17/14	0.2	51.9	4	43.9	162	-15.1
GEW-038	10/17/14	0.2	51.7	3.7	44.4	162	-14.3
GEW-038	10/17/14	0.2	51.7	3.7	44.4	162	-14.3
GEW-038	10/20/14	0.1	52.2	4.2	43.5	167	-17.1
GEW-038	10/20/14	0.1	51.5	4.1	44.3	167	-15.6
GEW-038	10/27/14	0.3	56.9	1.7	41.1	171	-9.2
GEW-038	11/07/14	0.3	64	0	35.7	172	-0.2
GEW-038	11/07/14	0.3	60.4	0.8	38.5	170	-0.1
GEW-038	11/17/14	0.2	64.4	1.8	33.6	151	-13.9
GEW-038	11/17/14	0.2	65.7	1	33.1	146	-7
GEW-038	11/24/14	0.2	49.5	2.1	48.2	157	-18.99
GEW-038	11/24/14	0.2	51.5	1.9	46.4	155.8	-18.44
GEW-038	12/05/14	1.3	53.3	1.7	43.7	165.7	-17.52
GEW-038	12/05/14	1.4	57	1.9	39.7	165	-16.91
GEW-038	12/08/14	0.3	54.2	2	43.5	165.5	-12.88
GEW-038	12/08/14	0.2	53.8	1.7	44.3	165.5	-12.7
GEW-038	12/15/14	0.3	48.2	3.3	48.2	163.2	-11.72
GEW-038	12/15/14	0.4	50.7	3.1	45.8	161	-9.4
GEW-038	12/22/14	0.4	68	0	31.6	175	-0.3
GEW-038	12/22/14	0.3	67.1	0.5	32.1	170	-3.1
GEW-038	12/29/14	0.4	45.9	2.2	51.5	160.5	-13.31
GEW-038	12/29/14	0.3	51.2	2.3	46.2	160.6	-12.94
GEW-038	01/05/15	2	46.1	1.9	50	148.9	-12.21
GEW-038	01/05/15	1.6	51.2	2	45.2	149.7	-12.27
GEW-038	01/13/15	0.6	51.5	2.8	45.1	145.5	-18.93
GEW-038	01/13/15	0.5	52.7	2.5	44.3	144.7	-19.41
GEW-038	01/16/15	0.3	55.5	0.6	43.6	166.4	-4.64
GEW-038	01/16/15	0	48.7	2.1	49.2	164.6	-4
GEW-038	01/19/15	0.2	45	6.9	47.9	156.6	-12.76
GEW-038	01/19/15	0.2	42.1	6.4	51.3	157.5	-12.76
GEW-038	01/26/15	0.7	52.5	4.2	42.6	152.5	-13.19
GEW-038	01/26/15	0.5	49.1	4.8	45.6	155.8	-12.27
GEW-038	02/02/15	1.6	53.8	0	44.6	136	8.23
GEW-038	02/02/15	0.6	58.2	0	41.2	139.3	3.45

GEW-038 Wellhead Temperatures



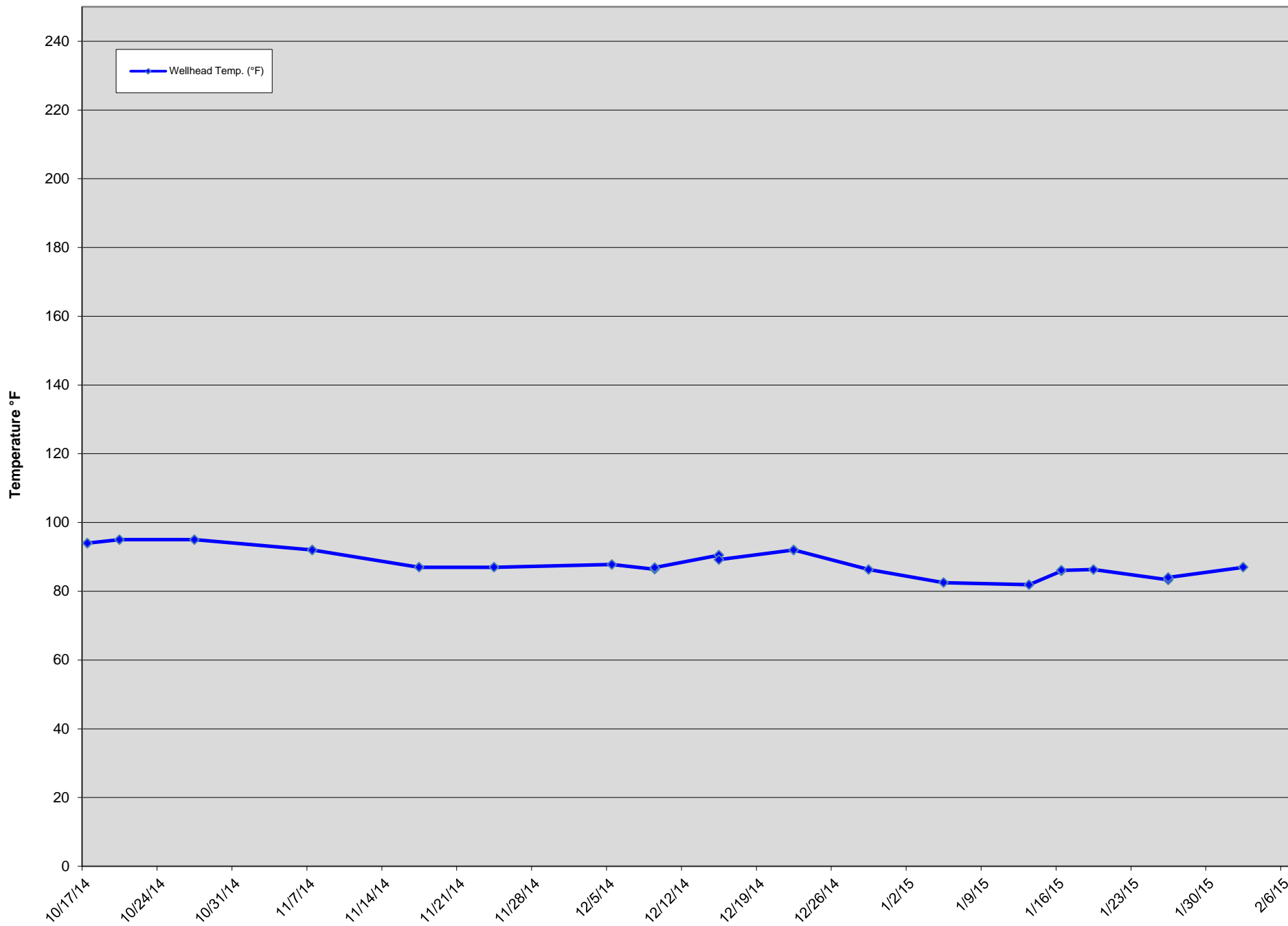
GEW ID#	Reading Date	CH4 (% Vol.)	CO2 (% Vol.)	Oxygen (% Vol.)	Balance (% Vol.)	Wellhead Temp. (°F)	Initial Static Pressure (In W.C.)
GEW-39	10/17/14	35	59.4	0	5.6	135	-0.3
GEW-39	10/17/14	35	59.4	0	5.6	135	-0.3
GEW-39	10/20/14	33.8	60.5	0	5.7	135	-0.4
GEW-39	10/20/14	34.4	58.6	0	7	135	-0.3
GEW-39	10/27/14	33.4	59.1	0	7.5	136	-0.2
GEW-39	11/07/14	33	62	0	5	135	-0.1
GEW-039	11/07/14	33.8	61	0	5.2	135	-0.1
GEW-039	11/17/14	31.1	68.8	0	0.1	129	-0.1
GEW-039	11/24/14	31.8	54.6	0	13.6	132.8	-0.44
GEW-039	11/24/14	32.4	54.9	0	12.7	130.9	-0.12
GEW-039	12/05/14	29.8	56.5	0	13.7	134.4	0.24
GEW-039	12/05/14	31	56.1	0	12.9	135.6	-0.1
GEW-039	12/08/14	32.3	54.7	0	13	135.3	-0.38
GEW-039	12/08/14	32	48.5	0	19.5	135.2	-0.42
GEW-039	12/15/14	34.3	51.1	0.4	14.2	135	-0.4
GEW-039	12/15/14	33	53.1	0.1	13.8	134.7	-0.25
GEW-039	12/22/14	33.5	64.9	0	1.6	141	-0.2
GEW-039	12/22/14	33.4	63.6	0	3	141	-0.2
GEW-039	12/29/14	33.6	52	0.1	14.3	134	-0.54
GEW-039	12/29/14	33.5	53.9	0.1	12.5	134	-0.48
GEW-039	01/05/15	33.7	55.6	0	10.7	132.8	-0.14
GEW-039	01/05/15	33.2	54.6	0	12.2	132.7	-0.14
GEW-039	01/08/15	34.7	52.1	0	13.2	130.5	0.17
GEW-039	01/13/15	34.4	54.2	0	11.4	132.4	-0.03
GEW-039	01/13/15	33.7	54	0	12.3	132.7	-0.1
GEW-039	01/16/15	28.4	57.8	0	13.8	136	-0.09
GEW-039	01/16/15	28.5	54	0	17.5	136.3	-0.05
GEW-039	01/19/15	30.3	58.5	0	11.2	137.6	0.09
GEW-039	01/19/15	29.4	57.3	0	13.3	138.1	-0.08
GEW-039	01/26/15	31	57.4	0	11.6	134.9	-0.41
GEW-039	01/26/15	31.4	54.3	0.1	14.2	134.8	-0.45
GEW-039	02/02/15	4.8	66.6	0	28.6	134.3	0.36
GEW-039	02/02/15	26.1	62.3	0	11.6	137.5	-0.37

GEW-039 Wellhead Temperatures



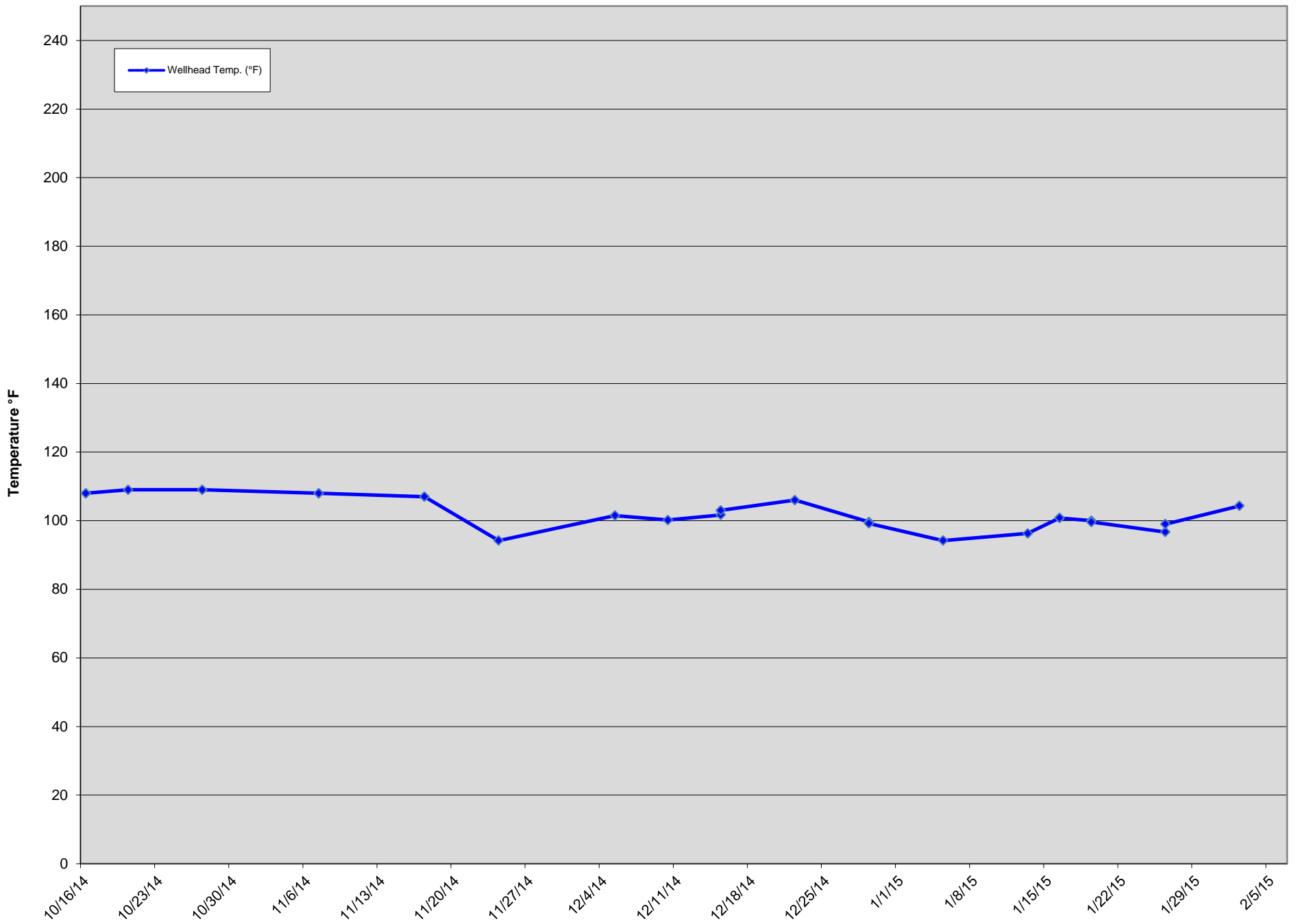
GEW ID#	Reading Date	CH4 (% Vol.)	CO2 (% Vol.)	Oxygen (% Vol.)	Balance (% Vol.)	Wellhead Temp. (°F)	Initial Static Pressure (In W.C.)
GEW-040	10/17/14	52.6	46.8	0	0.6	94	-0.6
GEW-040	10/17/14	52.6	46.8	0	0.6	94	-0.6
GEW-040	10/20/14	52.4	47.5	0	0.1	95	-0.6
GEW-040	10/27/14	54.4	44.2	0	1.4	95	-0.5
GEW-040	11/07/14	55.2	44.6	0	0.2	92	-0.5
GEW-040	11/07/14	55.2	44.6	0	0.2	92	-0.5
GEW-040	11/17/14	50.7	48.9	0.2	0.2	87	-0.1
GEW-040	11/24/14	51.2	46.1	0	2.7	87	-0.64
GEW-040	12/05/14	56.2	41.4	0	2.4	87.8	-0.45
GEW-040	12/09/14	54.2	42.5	0.2	3.1	86.4	-0.49
GEW-040	12/09/14	54.3	41.8	0.1	3.8	86.9	-0.46
GEW-040	12/15/14	54.9	40.5	0.1	4.5	90.5	-0.61
GEW-040	12/15/14	54.9	41.9	0	3.2	89.2	-0.19
GEW-040	12/22/14	52.2	47.7	0	0.1	92	0
GEW-040	12/22/14	52.1	47.8	0	0.1	92	-0.1
GEW-040	12/29/14	53.6	41.3	0.2	4.9	86.3	-0.42
GEW-040	01/05/15	53.8	45.1	0	1.1	82.5	-0.04
GEW-040	01/13/15	56.4	41.1	0	2.5	81.9	-0.21
GEW-040	01/16/15	53.8	45.2	0	1	85.9	-0.13
GEW-040	01/16/15	55.5	40.4	0	4.1	86.1	-0.14
GEW-040	01/19/15	54.3	44.3	0	1.4	86.3	-0.13
GEW-040	01/26/15	56.1	41.8	0	2.1	83.3	0.08
GEW-040	01/26/15	55.2	43.1	0	1.7	84	-0.03
GEW-040	02/02/15	52.9	43.4	0	3.7	87	-0.48

GEW-040 Wellhead Temperatures



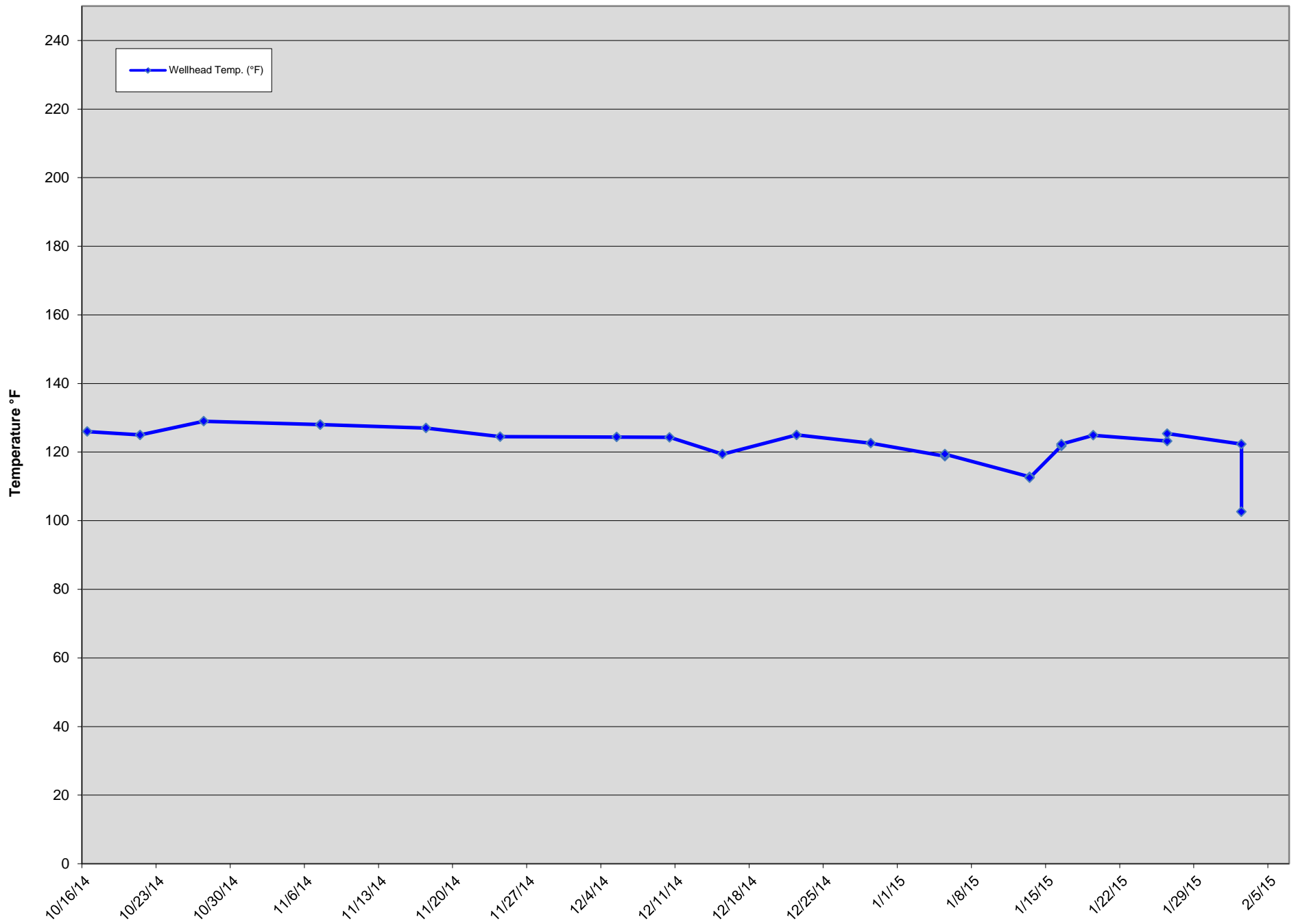
GEW ID#	Reading Date	CH4 (% Vol.)	CO2 (% Vol.)	Oxygen (% Vol.)	Balance (% Vol.)	Wellhead Temp. (°F)	Initial Static Pressure (In W.C.)
GEW-041R	10/16/14	46.1	39.4	0	14.5	108	-1.2
GEW-041R	10/16/14	45.9	39.3	0	14.8	108	-0.9
GEW-041R	10/20/14	47	40.3	0	12.7	109	-0.9
GEW-041R	10/27/14	50.6	40.2	0	9.2	109	-0.7
GEW-041R	11/07/14	49.6	40.8	0	9.6	108	-0.7
GEW-041R	11/07/14	51.8	38.8	0	9.4	108	-0.6
GEW-041R	11/17/14	53.4	43.8	0.1	2.7	107	-0.7
GEW-041R	11/24/14	50.8	40.3	0	8.9	94.2	-1
GEW-041R	12/05/14	54.7	39.5	0	5.8	101.5	-0.67
GEW-041R	12/10/14	52.6	40.5	0	6.9	100.2	-0.56
GEW-041R	12/15/14	53.6	40.1	0	6.3	101.7	-0.6
GEW-041R	12/15/14	55.5	40.1	0	4.4	103	-0.45
GEW-041R	12/22/14	54.6	45.3	0	0.1	106	-0.1
GEW-041R	12/29/14	48.4	40.7	0	10.9	99.6	-0.56
GEW-041R	12/29/14	49.7	38.5	0	11.8	99.2	-0.42
GEW-041R	01/05/15	53.3	40.1	0	6.6	94.2	-0.01
GEW-041R	01/13/15	55.5	38.7	0	5.8	96.3	-0.37
GEW-041R	01/16/15	55.5	40.7	0	3.8	100.8	-0.35
GEW-041R	01/16/15	56.5	39.3	0	4.2	100.8	-0.33
GEW-041R	01/19/15	56.1	40.9	0	3	100	-0.27
GEW-041R	01/19/15	55.9	40.9	0	3.2	99.6	-0.21
GEW-041R	01/26/15	56.7	41.3	0	2	96.7	0.29
GEW-041R	01/26/15	56.4	41.2	0	2.4	99	0.1
GEW-041R	02/02/15	50.7	42.6	0	6.7	104.3	-0.59

GEW-041R Wellhead Temperatures



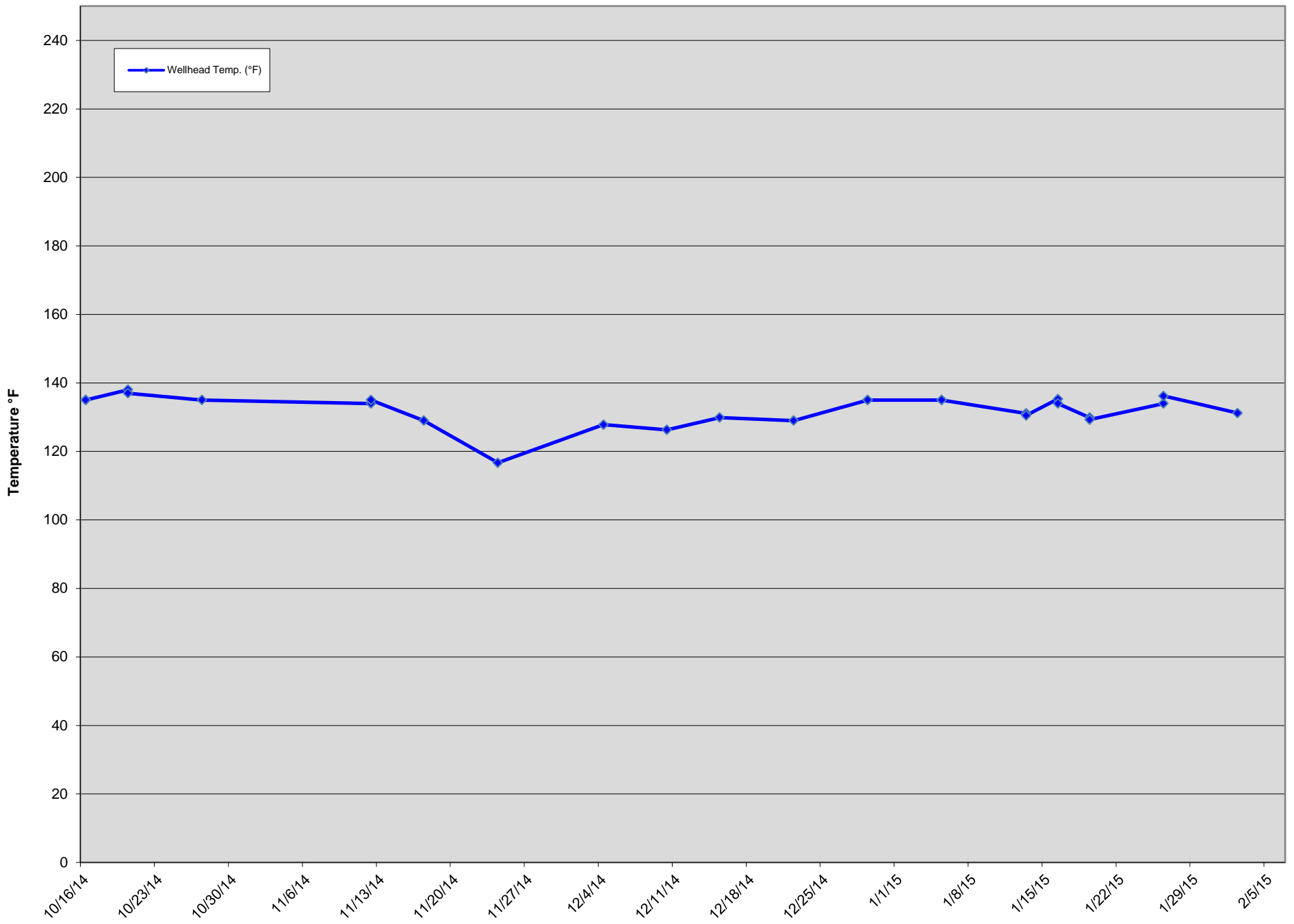
GEW ID#	Reading Date	CH4 (% Vol.)	CO2 (% Vol.)	Oxygen (% Vol.)	Balance (% Vol.)	Wellhead Temp. (°F)	Initial Static Pressure (In W.C.)
GEW-043R	10/16/14	51.6	42.3	0.2	5.9	126	-0.6
GEW-043R	10/21/14	50.9	42.2	0	6.9	125	-1
GEW-043R	10/27/14	52.8	43.5	0	3.7	129	-0.3
GEW-043R	11/07/14	57	42.8	0	0.2	128	-0.2
GEW-043R	11/07/14	57.2	42.3	0	0.5	128	-0.2
GEW-043R	11/17/14	52.7	44	0.4	2.9	127	-0.5
GEW-043R	11/24/14	49.5	38.6	0.9	11	124.5	-1.16
GEW-043R	12/05/14	52.2	42.7	0.2	4.9	124.4	-0.52
GEW-043R	12/10/14	53.2	38.3	0.4	8.1	124.3	-0.61
GEW-043R	12/15/14	54.9	39.8	0	5.3	119.4	-0.31
GEW-043R	12/22/14	54.3	45.6	0	0.1	125	-0.1
GEW-043R	12/29/14	48.8	39.7	0.2	11.3	122.6	-0.83
GEW-043R	01/05/15	53.3	41.8	0	4.9	118.8	0.19
GEW-043R	01/05/15	53.9	41	0	5.1	119.4	-0.01
GEW-043R	01/13/15	52.6	38.2	0	9.2	112.8	-0.63
GEW-043R	01/13/15	52.7	38.8	0	8.5	112.5	-0.46
GEW-043R	01/16/15	53	40.6	0	6.4	121.8	-0.33
GEW-043R	01/16/15	53.2	40.4	0	6.4	122.3	-0.3
GEW-043R	01/19/15	54.3	40.9	0	4.8	124.9	-0.17
GEW-043R	01/26/15	56	40.9	0	3.1	123.2	0.82
GEW-043R	01/26/15	55.8	42	0	2.2	125.4	0.3
GEW-043R	02/02/15	51	40.8	0	8.2	122.3	-1.41
GEW-043R	02/02/15	46.1	38.1	1.8	14	102.6	-0.06

GEW-043R Wellhead Temperatures



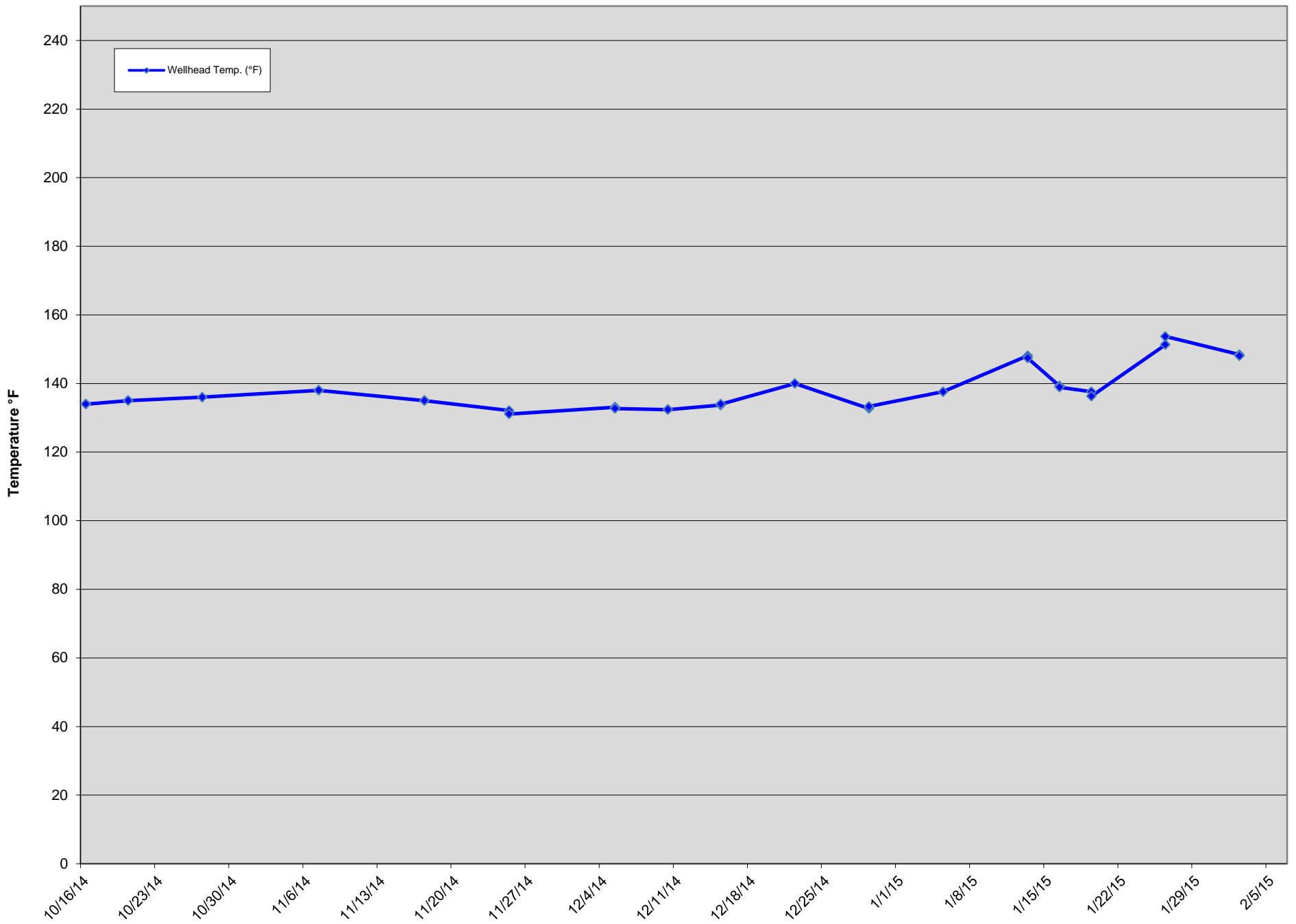
GEW ID#	Reading Date	CH4 (% Vol.)	CO2 (% Vol.)	Oxygen (% Vol.)	Balance (% Vol.)	Wellhead Temp. (°F)	Initial Static Pressure (In W.C.)
GEW-053	10/16/14	50.2	45.2	0	4.6	135	-0.4
GEW-053	10/16/14	49.5	45.6	0	4.9	135	-0.4
GEW-053	10/20/14	49.7	46.3	0	4	138	-0.8
GEW-053	10/20/14	49.7	46.5	0	3.8	137	-0.6
GEW-053	10/27/14	51.1	45.1	0	3.8	135	-0.1
GEW-053	11/12/14	51.7	48.2	0	0.1	134	-0.7
GEW-053	11/12/14	52.6	46.6	0	0.8	135	-0.7
GEW-053	11/17/14	51.8	47.5	0	0.7	129	-0.6
GEW-053	11/24/14	52	37	0	11	116.7	-1.51
GEW-053	12/04/14	50.1	42.9	0	7	127.8	-0.44
GEW-053	12/10/14	51.2	38.6	0	10.2	126.3	-0.63
GEW-053	12/15/14	50	41.4	0	8.6	129.9	-0.13
GEW-053	12/22/14	52	47.9	0	0.1	129	-0.3
GEW-053	12/29/14	49.1	43.1	0	7.8	135	-1.38
GEW-053	12/29/14	49.2	42.8	0	8	135	-1.22
GEW-053	01/05/15	49.1	43	0	7.9	135	-0.14
GEW-053	01/05/15	48.9	43.7	0	7.4	135	-0.14
GEW-053	01/13/15	52	39.9	0	8.1	131.1	-0.92
GEW-053	01/13/15	52.1	41.4	0	6.5	130.5	-0.87
GEW-053	01/16/15	49.2	42.8	0	8	135.3	-0.73
GEW-053	01/16/15	49.4	42.5	0	8.1	134	-0.56
GEW-053	01/19/15	50.1	42.9	0	7	129.9	-0.38
GEW-053	01/19/15	50.1	42.7	0	7.2	129.3	-0.31
GEW-053	01/26/15	49.7	43.1	0	7.2	134	0.83
GEW-053	01/26/15	49.4	43.6	0	7	136.2	0.62
GEW-053	02/02/15	48.7	43.9	0	7.4	131.2	-0.85

GEW-053 Wellhead Temperatures



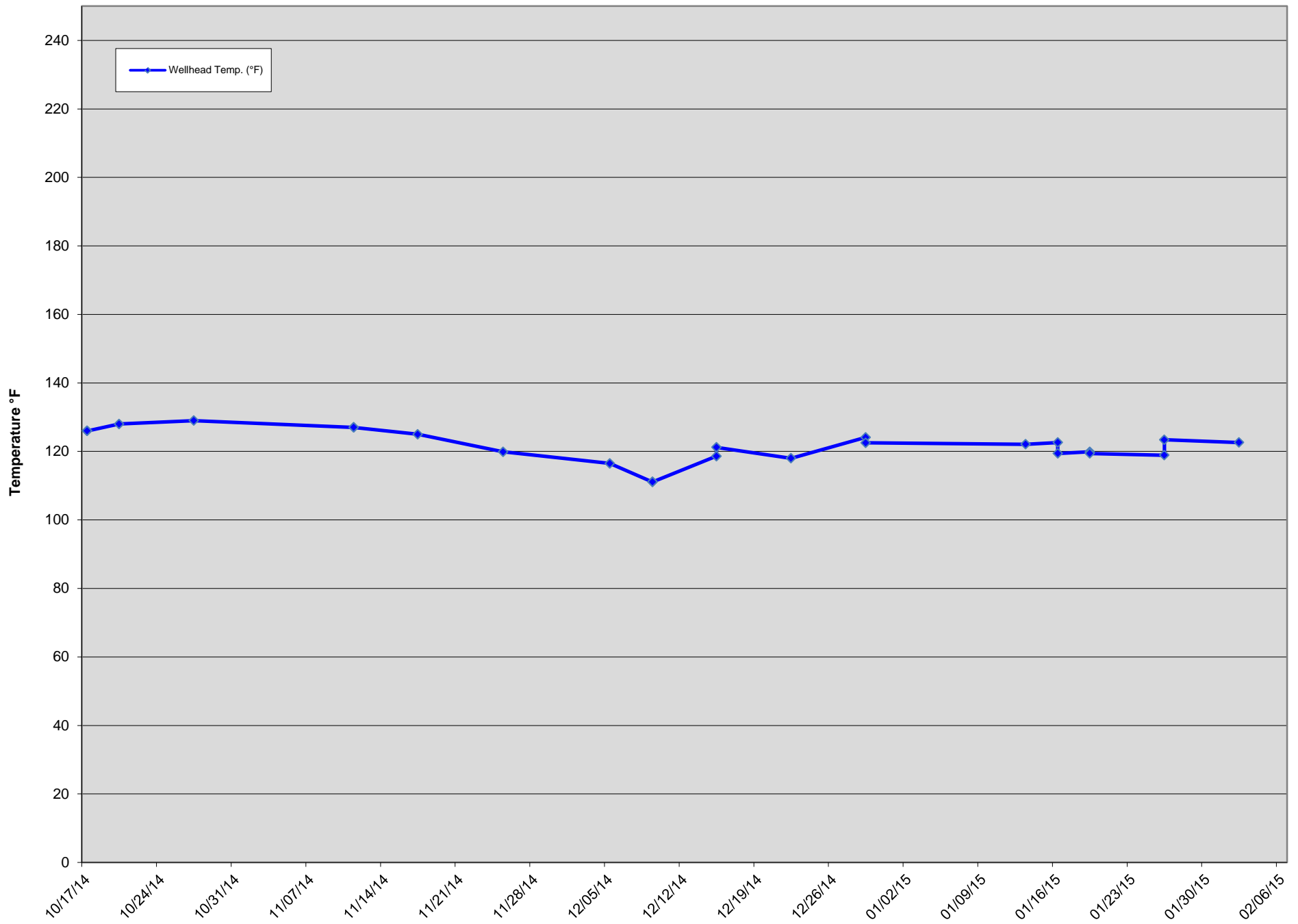
GEW ID#	Reading Date	CH4 (% Vol.)	CO2 (% Vol.)	Oxygen (% Vol.)	Balance (% Vol.)	Wellhead Temp. (°F)	Initial Static Pressure (In W.C.)
GEW-054	10/16/14	52.4	41.7	0	5.9	134	-1.9
GEW-054	10/16/14	51.2	42.2	0	6.6	134	-1.9
GEW-054	10/20/14	52.2	43.3	0	4.5	135	-2.3
GEW-054	10/20/14	51.6	43.1	0	5.3	135	-2.3
GEW-054	10/27/14	51.6	43.2	0	5.2	136	-1.9
GEW-054	11/07/14	53.5	44.1	0	2.4	138	-1.6
GEW-054	11/07/14	53.7	43.9	0	2.4	138	-1.6
GEW-054	11/17/14	52.4	47.5	0	0.1	135	-2.1
GEW-054	11/17/14	52.3	47.6	0	0.1	135	-2.2
GEW-054	11/25/14	48.9	44.7	0	6.4	132.1	-2.54
GEW-054	11/25/14	49.5	44.1	0	6.4	131.1	-1.79
GEW-054	12/05/14	51.5	44.1	0.1	4.3	133.1	-0.67
GEW-054	12/05/14	51.5	43	0	5.5	132.7	-0.7
GEW-054	12/10/14	52	40	0	8	132.4	-0.95
GEW-054	12/10/14	51.6	41.1	0	7.3	132.4	-0.96
GEW-054	12/15/14	51.3	41.5	0	7.2	133.7	-0.66
GEW-054	12/15/14	50.4	42.8	0	6.8	134	-0.58
GEW-054	12/22/14	52.4	47.5	0	0.1	140	-0.1
GEW-054	12/29/14	52.3	40	0	7.7	132.7	-1.2
GEW-054	12/29/14	51.9	42.2	0	5.9	133.3	-1.17
GEW-054	01/05/15	51.8	41.5	0	6.7	137.6	-0.07
GEW-054	01/13/15	52.3	40	0	7.7	148.1	-0.22
GEW-054	01/13/15	53.2	41.1	0	5.7	147.4	-0.17
GEW-054	01/16/15	51.3	42.4	0	6.3	139.3	-0.52
GEW-054	01/16/15	51.6	42.4	0	6	138.9	-0.44
GEW-054	01/19/15	51.6	41.9	0	6.5	137.6	-0.34
GEW-054	01/19/15	51.7	42.4	0	5.9	136.3	-0.1
GEW-054	01/26/15	50.7	43.8	0	5.5	151.3	1.64
GEW-054	01/26/15	50	44.6	0	5.4	153.7	0.65
GEW-054	02/02/15	49.1	43.7	0	7.2	148.4	-0.9
GEW-054	02/02/15	49.9	43.2	0	6.9	148.1	-0.95

GEW-054 Wellhead Temperatures



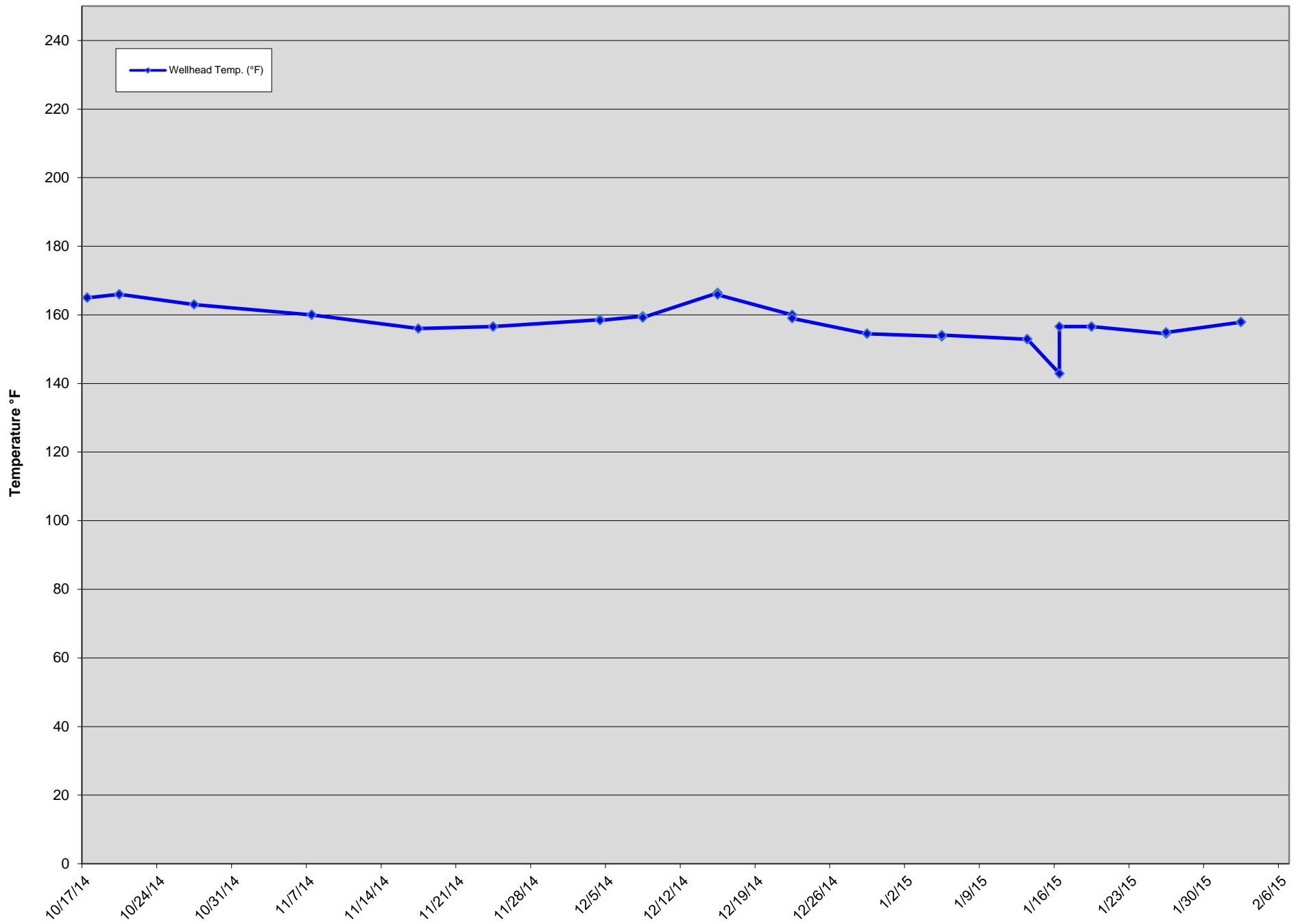
GEW ID#	Reading Date	CH4 (% Vol.)	CO2 (% Vol.)	Oxygen (% Vol.)	Balance (% Vol.)	Wellhead Temp. (°F)	Initial Static Pressure (In W.C.)
GEW-055	10/17/14	52.7	45.3	0	2	126	-0.8
GEW-055	10/17/14	52.7	45.3	0	2	126	-0.8
GEW-055	10/20/14	52.3	45.6	0	2.1	128	-0.7
GEW-055	10/27/14	50.8	46.3	0	2.9	129	-0.5
GEW-055	11/11/14	55.1	43.5	0	1.4	127	-1.4
GEW-055	11/11/14	55	44.7	0	0.3	127	-1.4
GEW-055	11/17/14	51.2	48.5	0.2	0.1	125	-0.7
GEW-055	11/25/14	50.3	45.1	0	4.6	119.9	-0.84
GEW-055	12/05/14	52.6	42.6	0	4.8	116.5	-0.04
GEW-055	12/09/14	52.1	41.9	0	6	111.1	-0.12
GEW-055	12/09/14	53.1	40.3	0	6.6	111.1	-0.15
GEW-055	12/15/14	51.2	42.4	0	6.4	118.6	0.12
GEW-055	12/15/14	51.5	42.5	0	6	121.2	-0.03
GEW-055	12/22/14	52.2	47.7	0	0.1	118	-1.4
GEW-055	12/29/14	51.6	40.5	0.1	7.8	124.1	-2.23
GEW-055	12/29/14	52.2	41.3	0.1	6.4	122.5	-1.62
GEW-055	01/13/15	48.9	43.4	0	7.7	122.1	-0.74
GEW-055	01/16/15	51.1	42.7	0	6.2	122.6	-0.69
GEW-055	01/16/15	51.4	41.7	0	6.9	119.4	-0.47
GEW-055	01/19/15	51.7	42.4	0	5.9	119.9	-0.2
GEW-055	01/19/15	51.8	42.4	0	5.8	119.4	-0.15
GEW-055	01/26/15	52.1	43.7	0	4.2	118.9	0.68
GEW-055	01/26/15	52.2	43.3	0	4.5	123.4	0.43
GEW-055	02/02/15	51.5	43.2	0	5.3	122.6	-0.85

GEW-055 Wellhead Temperatures



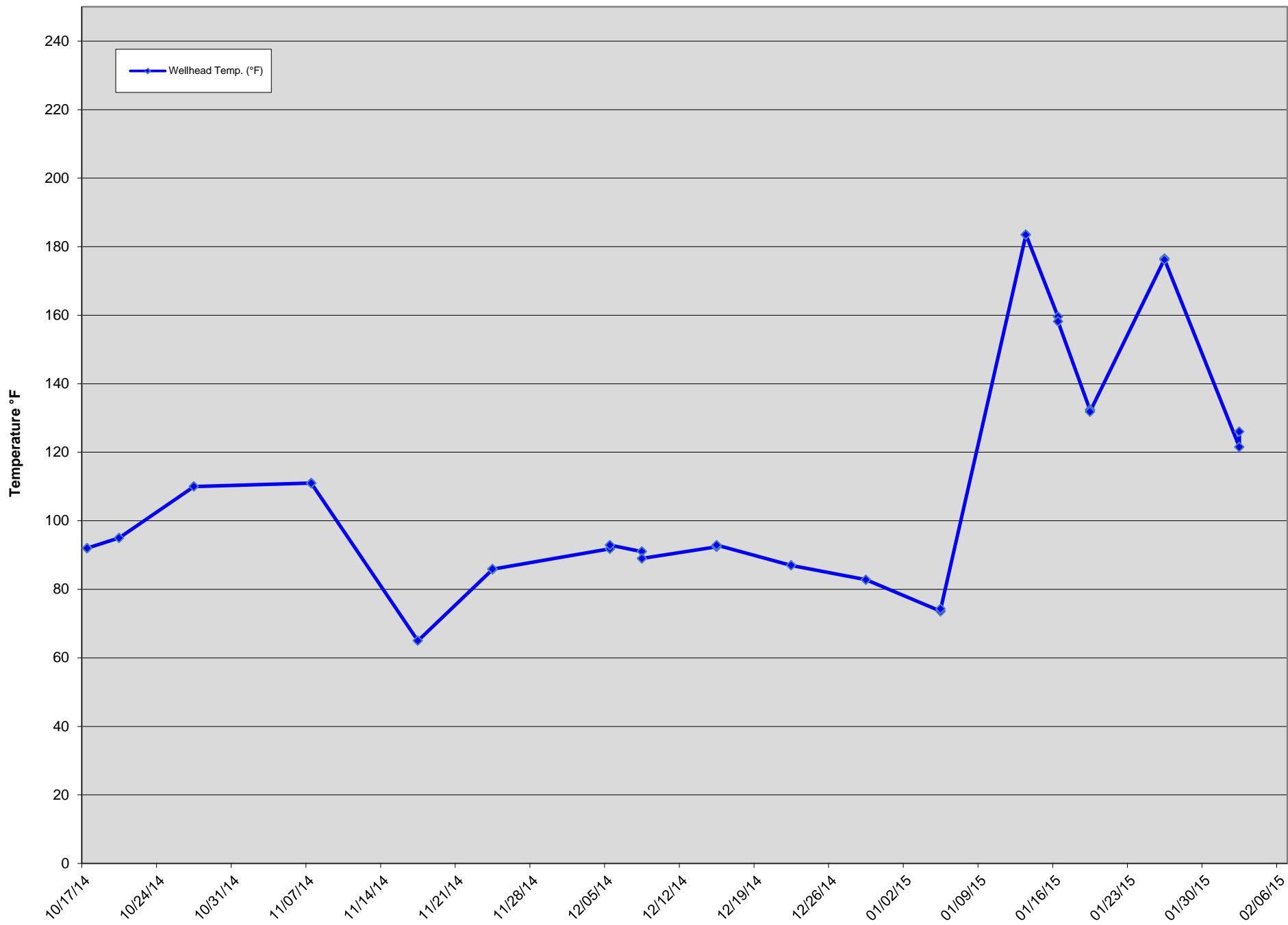
GEW ID#	Reading Date	CH4 (% Vol.)	CO2 (% Vol.)	Oxygen (% Vol.)	Balance (% Vol.)	Wellhead Temp. (°F)	Initial Static Pressure (In W.C.)
GEW-056R	10/17/14	17.3	66.4	0	16.3	165	-2
GEW-056R	10/17/14	17.3	66.4	0	16.3	165	-2
GEW-056R	10/20/14	17.7	67.3	0	15	166	-2
GEW-056R	10/20/14	17.5	67.1	0	15.4	166	-1.9
GEW-056R	10/27/14	21.9	65.4	0	12.7	163	-5.5
GEW-056R	11/07/14	20.2	61	0	18.8	160	-8.5
GEW-056R	11/07/14	20.8	59.6	0	19.6	160	-8.3
GEW-056R	11/17/14	18.4	64.2	0	17.4	156	-8.9
GEW-056R	11/24/14	17.4	51.8	0	30.8	156.6	-9.65
GEW-056R	11/24/14	17.2	53	0	29.8	156.6	-9.22
GEW-056R	12/04/14	13.3	58.6	0	28.1	158.6	-6.47
GEW-056R	12/04/14	18.1	56.7	0	25.2	158.4	-5.98
GEW-056R	12/08/14	18.9	53.3	0	27.8	159.6	-6.11
GEW-056R	12/08/14	17.9	50.5	0	31.6	159.2	-4.8
GEW-056R	12/15/14	15.4	64.3	0.1	20.2	166.4	-1.77
GEW-056R	12/15/14	15.7	63	0.2	21.1	165.9	-1.69
GEW-056R	12/22/14	19.1	54.5	0.1	26.3	160	-15.4
GEW-056R	12/22/14	19.3	53.6	0.1	27	159	-14.7
GEW-056R	12/29/14	14.6	43.4	0.6	41.4	154.5	-17.16
GEW-056R	12/29/14	14.1	44.8	0.7	40.4	154.5	-16.67
GEW-056R	01/05/15	16.2	46.2	0.3	37.3	153.7	-17.09
GEW-056R	01/05/15	16	48.2	0.3	35.5	154.1	-17.09
GEW-056R	01/13/15	28.4	30.5	0.3	40.8	152.9	-18.35
GEW-056R	01/13/15	20.8	41.6	0.1	37.5	152.9	-18.41
GEW-056R	01/16/15	17.4	50.4	0	32.2	142.9	0.62
GEW-056R	01/16/15	17.1	51.3	0.1	31.5	156.6	-11.66
GEW-056R	01/19/15	20.2	51.1	0	28.7	156.6	-11.72
GEW-056R	01/19/15	20.1	50.4	0.1	29.4	156.6	-10.81
GEW-056R	01/26/15	21.2	50.8	0.3	27.7	154.5	-12.27
GEW-056R	01/26/15	21.6	52.6	0.1	25.7	154.9	-12.27
GEW-056R	02/02/15	18	45.8	0.1	36.1	157.9	-7.68
GEW-056R	02/02/15	17.7	49.1	0.1	33.1	157.9	-8.17

GEW-056R Wellhead Temperatures



GEW ID#	Reading Date	CH4 (% Vol.)	CO2 (% Vol.)	Oxygen (% Vol.)	Balance (% Vol.)	Wellhead Temp. (°F)	Initial Static Pressure (In W.C.)
GEW-109	10/17/14	2.1	64.7	0	33.2	92	-1.5
GEW-109	10/17/14	2.1	64.7	0	33.2	92	-1.5
GEW-109	10/20/14	2.1	61.7	0.5	35.7	95	-1.4
GEW-109	10/27/14	2.7	63.3	0	34	110	-3.1
GEW-109	11/07/14	1.3	59.5	1	38.2	111	-15.7
GEW-109	11/07/14	1.4	62.9	0.4	35.3	111	-15.9
GEW-109	11/17/14	1.8	63.8	1.7	32.7	65	-16.7
GEW-109	11/24/14	1.6	51.4	1.7	45.3	85.8	-19.41
GEW-109	11/24/14	1.6	54.9	0.8	42.7	85.9	-18.99
GEW-109	12/05/14	1.6	55	1.2	42.2	91.8	-14.65
GEW-109	12/05/14	1.8	56.8	0.5	40.9	92.9	-14.47
GEW-109	12/08/14	1.5	55	1	42.5	91	-15.08
GEW-109	12/08/14	1.1	57.3	0.4	41.2	89	-14.1
GEW-109	12/15/14	2.8	47.6	1.9	47.7	92.4	-14.77
GEW-109	12/15/14	2.1	56.2	0.4	41.3	92.9	-13.61
GEW-109	12/22/14	2	67.6	0.4	30	87	-10.6
GEW-109	12/29/14	1.1	41.8	3.1	54	82.8	-16.18
GEW-109	01/05/15	1.4	47.2	2	49.4	73.6	-15.75
GEW-109	01/05/15	1.4	52	0.9	45.7	74.3	-16.12
GEW-109	01/13/15	4.2	53.8	0	42	183.5	-2.25
GEW-109	01/13/15	3.3	58.7	0	38	183.5	-2.51
GEW-109	01/16/15	1.1	58.7	0	40.2	159.6	-8.24
GEW-109	01/16/15	0.8	57.3	0.2	41.7	158.2	-6.29
GEW-109	01/19/15	1.5	57.4	0.4	40.7	132.4	-16.18
GEW-109	01/19/15	0.9	52.2	0.9	46	131.8	-16.67
GEW-109	01/26/15	0.8	60.2	0.1	38.9	176.5	-19.6
GEW-109	01/26/15	0.8	57.6	0.2	41.4	176.2	-19.54
GEW-109	02/02/15	24.2	63	0	12.8	121.5	2.27
GEW-109	02/02/15	3.1	54.1	0	42.8	126	2.18

GEW-109 Wellhead Temperatures



GEW ID#	Reading Date	CH4 (% Vol.)	CO2 (% Vol.)	Oxygen (% Vol.)	Balance (% Vol.)	Wellhead Temp. (°F)	Initial Static Pressure (In W.C.)
GEW-110	10/17/14	1.4	19.6	14.7	64.3	66	-21.6
GEW-110	10/17/14	1.4	19.6	14.7	64.3	66	-21.6
GEW-110	10/20/14	0.8	17	14	68.2	67	-21.6
GEW-110	10/20/14	0.9	18.3	14.6	66.2	67	-21.7
GEW-110	10/27/14	0.4	21.3	14.2	64.1	88	-22.9
GEW-110	11/07/14	1.2	13.1	17.9	67.8	61	-21.1
GEW-110	11/07/14	0.8	7.7	19.9	71.6	62	-21.1
GEW-110	11/17/14	0.5	11.5	19.2	68.8	28	-21.1
GEW-110	11/24/14	3.8	32.4	8	55.8	42.5	-22.89
GEW-110	11/24/14	2.8	37.6	7	52.6	43.1	-22.77
GEW-110	12/04/14	3.1	38.3	10.2	48.4	45.2	-18.25
GEW-110	12/04/14	1.8	34.8	10.3	53.1	42.8	-18.13
GEW-110	12/08/14	2.1	31.8	10.5	55.6	65.4	-19.84
GEW-110	12/08/14	1.8	29.4	11.1	57.7	66.2	-19.9
GEW-110	12/15/14	3.6	57.6	0	38.8	75.7	-0.29
GEW-110	12/22/14	2	69	0.6	28.4	109	-19.1
GEW-110	12/29/14	3.5	56.3	0	40.2	157.5	-23.02
GEW-110	12/29/14	2.7	57	0.1	40.2	157	-23.02
GEW-110	01/05/15	2.5	28.1	11	58.4	32.1	-23.93
GEW-110	01/05/15	1.7	27.2	10.8	60.3	32.5	-23.99
GEW-110	01/13/15	6	37.8	10.2	46	32.5	-24.88
GEW-110	01/13/15	3.2	33.2	10.4	53.2	34.4	-24.45
GEW-110	01/26/15	2.2	20	14.2	63.6	60.2	-23.81
GEW-110	01/26/15	2.2	20.1	13.6	64.1	63.5	-23.44
GEW-110	02/02/15	4.8	29.7	12.4	53.1	46.9	-13.84

GEW-110 Wellhead Temperatures

