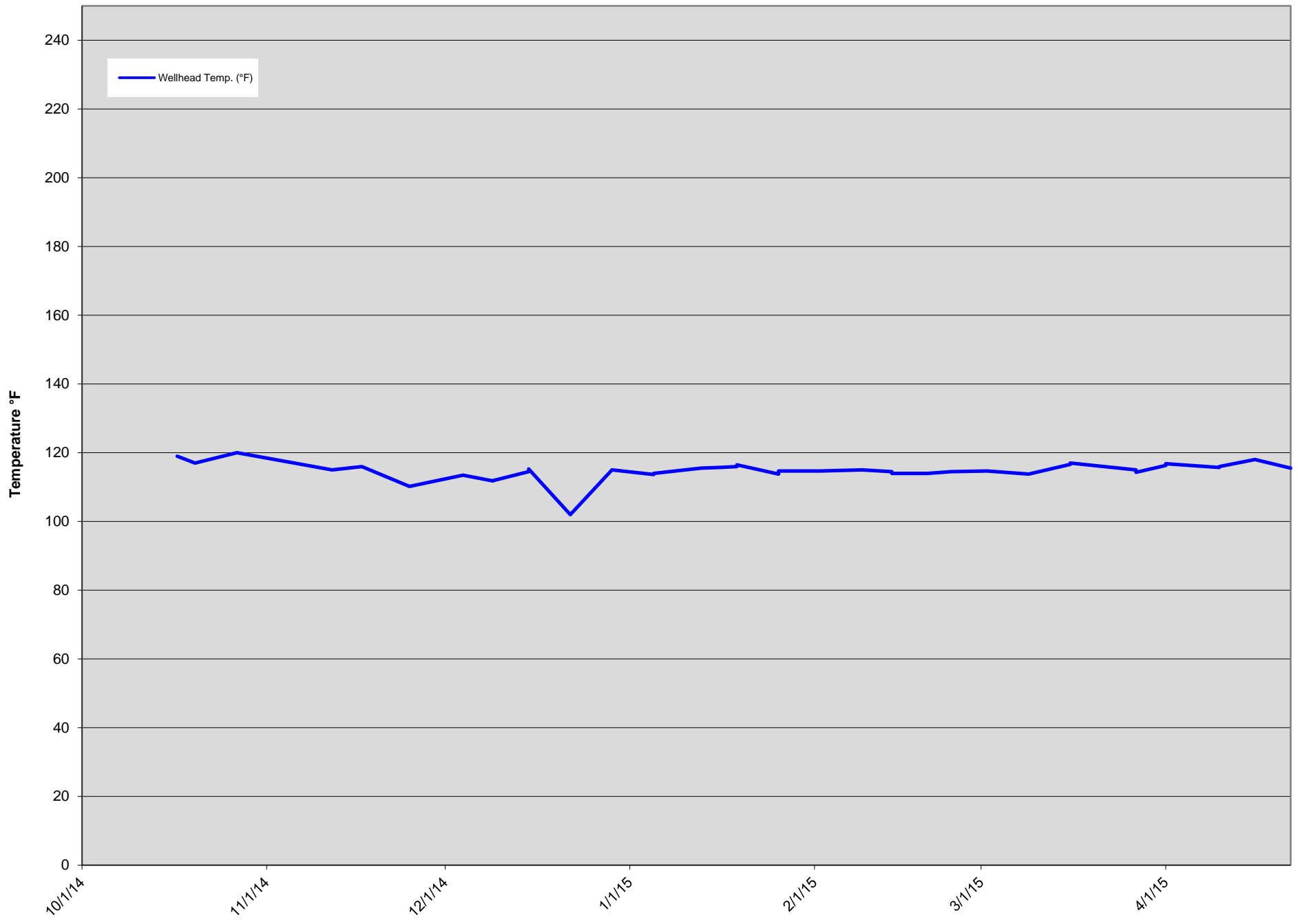


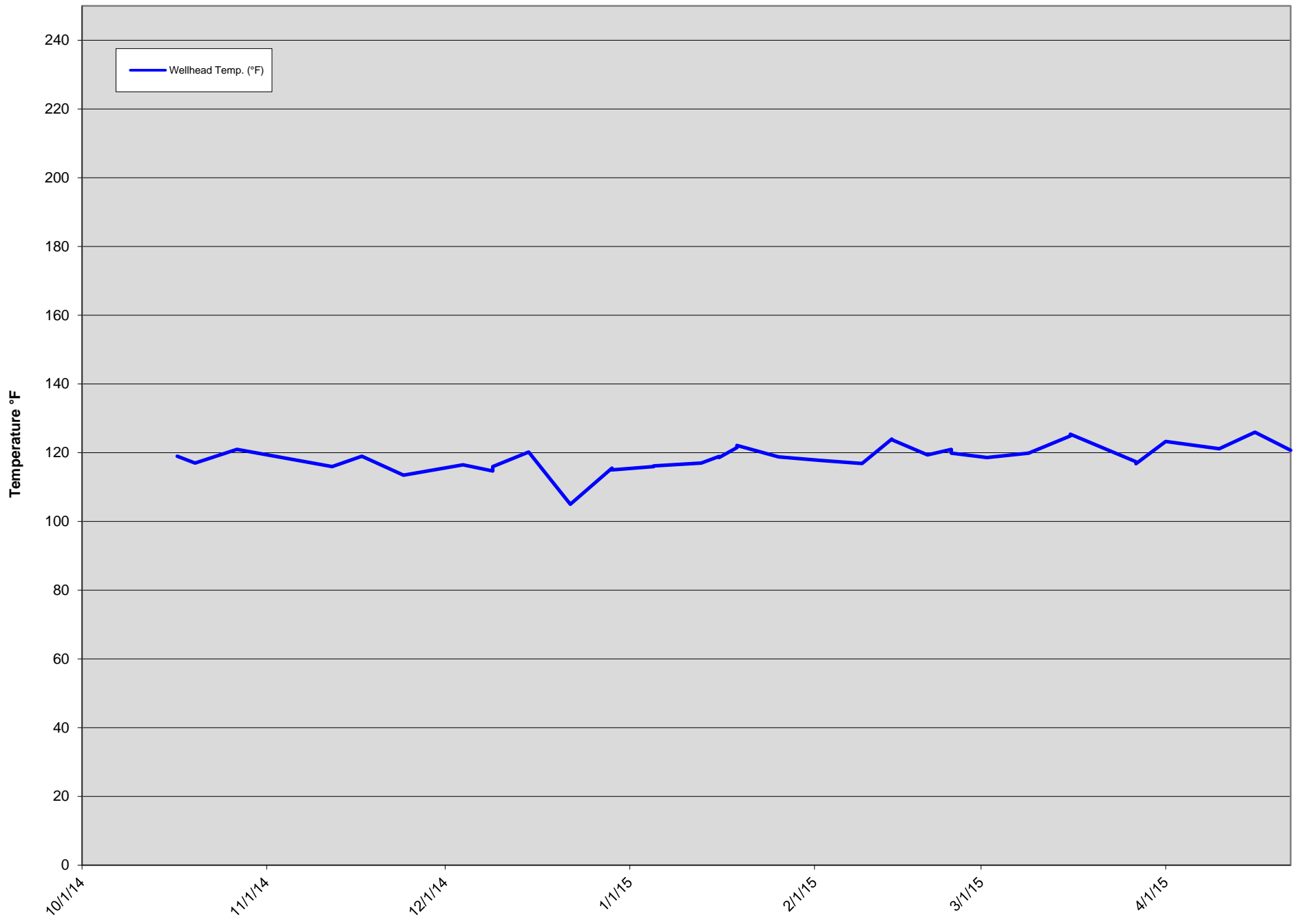
GEW ID#	Reading Date	CH4 (% Vol.)	CO2 (% Vol.)	Oxygen (% Vol.)	Balance (% Vol.)	Wellhead Temp. (°F)	Initial Static Pressure (In W.C.)
GEW-008	10/17/14	52.5	45.8	0	1.7	119	-1
GEW-008	10/17/14	52.5	45.8	0	1.7	119	-1
GEW-008	10/20/14	51.1	46.7	0	2.2	117	-1
GEW-008	10/27/14	51.7	46.2	0	2.1	120	-0.3
GEW-008	11/12/14	50.9	49	0	0.1	115	-1.1
GEW-008	11/12/14	52.4	47.4	0	0.2	115	-1.2
GEW-008	11/17/14	49.3	50.5	0	0.2	116	-0.7
GEW-008	11/25/14	50.7	44.5	0	4.8	110.2	-1.04
GEW-008	12/04/14	50	46.3	0	3.7	113.5	-0.51
GEW-008	12/09/14	51.1	43.8	0	5.1	111.8	-0.05
GEW-008	12/09/14	51.4	42.4	0	6.2	111.9	-0.03
GEW-008	12/15/14	50.8	43.3	0	5.9	114.5	0.23
GEW-008	12/15/14	50.2	45	0	4.8	115.3	-0.03
GEW-008	12/22/14	50.4	49.5	0	0.1	102	-0.2
GEW-008	12/29/14	49.7	44	0	6.3	115	-0.73
GEW-008	01/05/15	50.3	44	0	5.7	113.7	0.17
GEW-008	01/05/15	49.5	45.5	0	5	114	-0.09
GEW-008	01/13/15	52.2	41.4	0	6.4	115.5	-0.77
GEW-008	01/16/15	50.8	42.3	0	6.9	115.7	-0.05
GEW-008	01/19/15	50.2	44.2	0	5.6	116	0.25
GEW-008	01/19/15	49.6	45	0	5.4	116.5	0.08
GEW-008	01/26/15	52.8	45.1	0	2.1	113.8	0.35
GEW-008	01/26/15	50.8	46	0	3.2	114.7	0.08
GEW-008	02/02/15	49.7	42.5	0	7.8	114.7	-0.95
GEW-008	02/09/15	53.9	40.3	0	5.8	115	-1.37
GEW-008	02/14/15	50.6	42.6	0	6.8	114.5	-1.76
GEW-008	02/14/15	50	44.4	0	5.6	114	-1.55
GEW-008	02/20/15	50.2	45.4	0	4.4	114	-0.34
GEW-008	02/24/15	51	43.3	0	5.7	114.5	-0.02
GEW-008	02/24/15	51.1	43.2	0	5.7	114.5	-0.1
GEW-008	03/02/15	52.4	39.9	0	7.7	114.7	-0.72
GEW-008	03/09/15	53.4	40.5	0	6.1	113.8	-0.24
GEW-008	03/16/15	53.3	40.5	0	6.2	116.6	0.59
GEW-008	03/16/15	51.3	43.5	0	5.2	117	0.36
GEW-008	03/27/15	51.7	43	0	5.3	115	-1.21
GEW-008	03/27/15	51.1	43.8	0	5.1	114.3	-0.98
GEW-008	04/01/15	50.4	42.7	0	6.9	116.3	0.12
GEW-008	04/01/15	50.4	43.6	0	6	116.8	-0.03
GEW-008	04/10/15	53.6	38.3	0	8.1	115.7	-0.74
GEW-008	04/10/15	53.2	39.2	0	7.6	116	-0.75
GEW-008	04/16/15	52.6	45.6	0	1.8	118	-0.3
GEW-008	04/22/15	52	43.6	0	4.4	115.5	-0.58

GEW-008 Wellhead Temperatures



GEW ID#	Reading Date	CH4 (% Vol.)	CO2 (% Vol.)	Oxygen (% Vol.)	Balance (% Vol.)	Wellhead Temp. (°F)	Initial Static Pressure (In W.C.)
GEW-09	10/17/14	51.3	45.2	0	3.5	119	-0.9
GEW-09	10/17/14	51.3	45.2	0	3.5	119	-0.9
GEW-09	10/20/14	50.8	45.4	0	3.8	117	-0.9
GEW-09	10/27/14	51.6	45.2	0	3.2	121	-0.5
GEW-09	11/12/14	51.3	44.7	0	4	116	-0.8
GEW-09	11/12/14	51.2	44.5	0	4.3	116	-0.9
GEW-009	11/17/14	50.5	49.2	0	0.3	119	-0.6
GEW-009	11/24/14	46	45.2	0	8.8	113.5	-1.12
GEW-009	12/04/14	51.3	41.1	0.1	7.5	116.5	-0.51
GEW-009	12/09/14	49.8	42.3	0	7.9	114.7	-0.5
GEW-009	12/09/14	50.5	39.5	0	10	116	-0.49
GEW-009	12/15/14	49	43.8	0	7.2	120.2	-0.55
GEW-009	12/22/14	50.1	47.2	0	2.7	105	-0.9
GEW-009	12/29/14	42.6	40.3	0	17.1	115.5	-1.37
GEW-009	12/29/14	43	40.2	0	16.8	115	-1.06
GEW-009	01/05/15	46.7	42.5	0	10.8	116	-0.27
GEW-009	01/05/15	46.6	42.1	0	11.3	116.2	-0.26
GEW-009	01/13/15	49.9	40.2	0	9.9	117	-0.51
GEW-009	01/16/15	50.3	43.2	0	6.5	118.9	0.06
GEW-009	01/16/15	51.3	42.5	0	6.2	118.6	-0.04
GEW-009	01/19/15	51.3	43.9	0	4.8	121.5	-0.01
GEW-009	01/19/15	51	43.4	0	5.6	122.1	-0.08
GEW-009	01/26/15	52	45.2	0	2.8	118.8	-0.02
GEW-009	02/02/15	48.6	42.4	0	9	117.8	-0.34
GEW-009	02/09/15	49.5	39.6	0	10.9	116.9	-0.92
GEW-009	02/14/15	49.3	44.7	0	6	124	-1.34
GEW-009	02/14/15	50	43.8	0	6.2	123.8	-1.21
GEW-009	02/20/15	47.4	40.8	0	11.8	119.4	-0.57
GEW-009	02/24/15	48.8	40.2	0	11	121	-0.46
GEW-009	02/24/15	49.3	38.6	0	12.1	119.9	-0.4
GEW-009	03/02/15	47.7	41.8	0	10.5	118.6	-0.31
GEW-009	03/09/15	50.1	43.1	0	6.8	119.9	-0.04
GEW-009	03/16/15	52.3	43.4	0	4.3	124.9	0.2
GEW-009	03/16/15	52.4	43.4	0	4.2	125.4	0.1
GEW-009	03/27/15	47.1	42.3	0	10.6	117.4	-0.72
GEW-009	03/27/15	47.5	41.3	0	11.2	116.8	-0.56
GEW-009	04/01/15	51.3	40.6	0	8.1	123.3	-0.09
GEW-009	04/10/15	50.7	40.5	0	8.8	121.2	-0.31
GEW-009	04/10/15	51.6	39.6	0	8.8	121.2	-0.31
GEW-009	04/16/15	52.3	43.5	0	4.2	126	0
GEW-009	04/16/15	51.9	43.5	0	4.6	126	0
GEW-009	04/22/15	51.2	41.3	0	7.5	120.7	-0.31

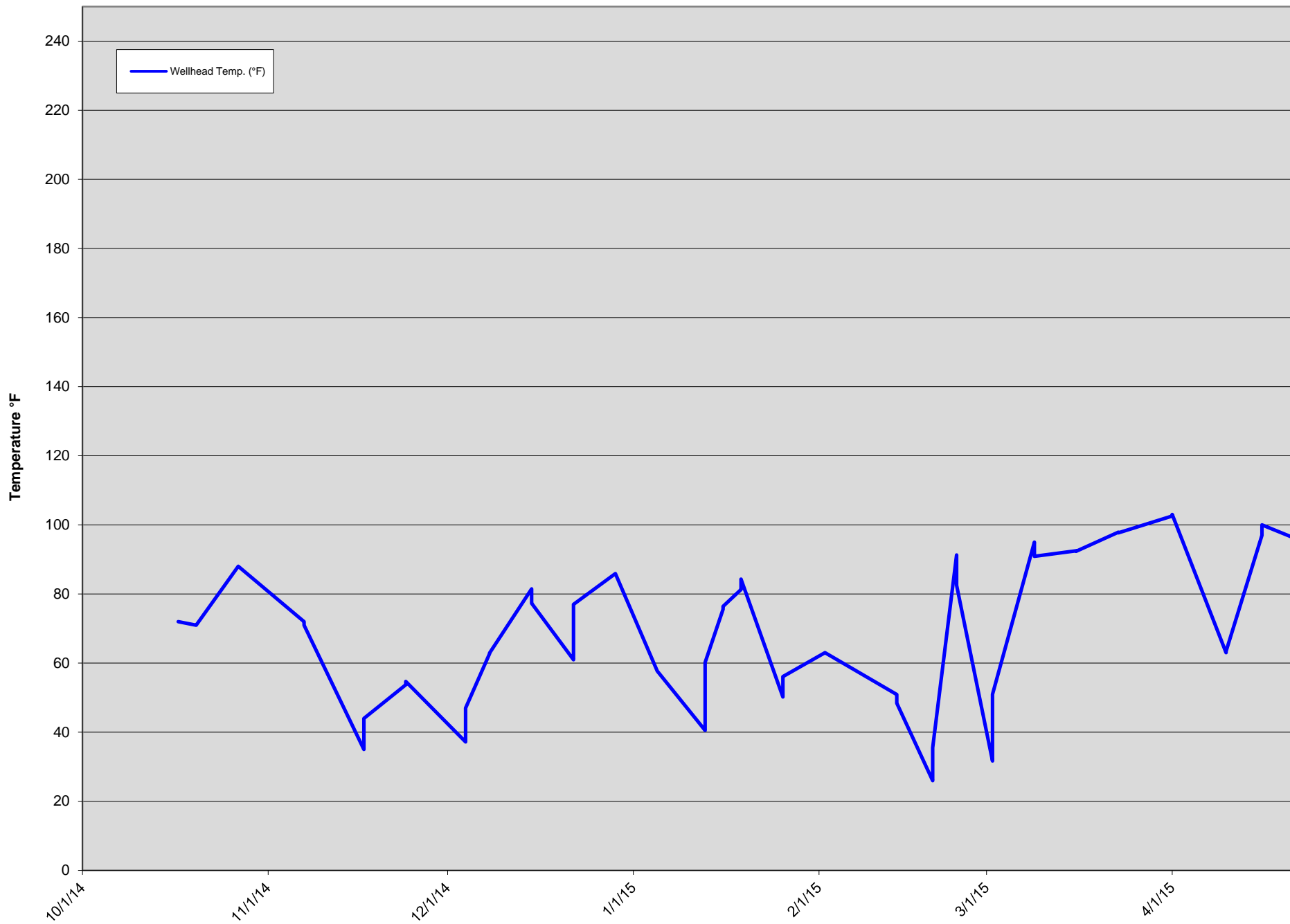
GEW-009 Wellhead Temperatures



GEW ID#	Reading Date	CH4 (% Vol.)	CO2 (% Vol.)	Oxygen (% Vol.)	Balance (% Vol.)	Wellhead Temp. (°F)	Initial Static Pressure (In W.C.)
GEW-010	10/17/14	56.3	43.6	0	0.1	72	-0.4
GEW-010	10/17/14	56.3	43.6	0	0.1	72	-0.4
GEW-010	10/20/14	53.5	39	1.2	6.3	71	-3
GEW-010	10/27/14	49.8	38.2	1.8	10.2	88	-7.6
GEW-010	11/07/14	52.3	33.9	2.5	11.3	72	-11.6
GEW-010	11/07/14	56	39.2	0.9	3.9	71	-2.8
GEW-010	11/17/14	46.1	53.8	0	0.1	35	0.9
GEW-010	11/17/14	53.5	46.4	0	0.1	44	-6.5
GEW-010	11/24/14	46.9	37.9	2.7	12.5	53.7	-17.46
GEW-010	11/24/14	47.3	37.3	2.8	12.6	54.7	-14.35
GEW-010	12/04/14	56	44	0	0	37.2	10.62
GEW-010	12/04/14	57.2	42.6	0	0.2	47	-0.11
GEW-010	12/08/14	43	33.4	3.9	19.7	62.7	-16.48
GEW-010	12/08/14	45.1	32.7	3.7	18.5	62.9	-16.85
GEW-010	12/15/14	38.5	42.6	3.6	15.3	81.5	-20.94
GEW-010	12/15/14	40.1	40.9	3.5	15.5	77.3	-0.64
GEW-010	12/22/14	53.6	46.3	0	0.1	61	3
GEW-010	12/22/14	55	44.9	0	0.1	77	-2.4
GEW-010	12/29/14	42.1	45.8	1.9	10.2	85.9	-10.81
GEW-010	01/05/15	43.8	41.3	1.2	13.7	57.7	-8.24
GEW-010	01/13/15	55.6	43	0	1.4	40.5	8.36
GEW-010	01/13/15	56.5	41	0	2.5	60.2	-2.58
GEW-010	01/16/15	46.6	36.3	2.8	14.3	75.6	-11.66
GEW-010	01/16/15	47.4	35	2.8	14.8	76.4	-11.17
GEW-010	01/19/15	51.2	38.5	1.7	8.6	81.3	-4.53
GEW-010	01/19/15	54.6	38.2	0.7	6.5	84.3	-0.77
GEW-010	01/26/15	57.7	42.3	0	0	50.2	3.99
GEW-010	01/26/15	59.2	40.8	0	0	56.1	-6.84
GEW-010	02/02/15	40.9	51.1	1	7	63	-7.8
GEW-010	02/14/15	42.5	36.8	2.7	18	50.9	-16.12
GEW-010	02/14/15	46.2	37.9	2.3	13.6	48.4	-14.1
GEW-010	02/20/15	48.2	48.7	0	3.1	26	0.84
GEW-010	02/20/15	52.7	46.3	0	1	35.5	-14.65
GEW-010	02/24/15	38.2	43.4	1.8	16.6	91.3	-26.86
GEW-010	02/24/15	35.7	36.6	3.4	24.3	82.5	-20.57
GEW-010	03/02/15	53.8	44.9	0	1.3	31.7	3.17
GEW-010	03/02/15	54.6	42.8	0	2.6	51	-5.31
GEW-010	03/09/15	44.5	46.4	1.1	8	95	-10.26
GEW-010	03/09/15	43.3	43.1	1.9	11.7	90.9	-7.75
GEW-010	03/16/15	55.7	42.3	0	2	92.5	2.65
GEW-010	03/16/15	56.2	41.1	0	2.7	92.4	-2.48
GEW-010	03/23/15	36.6	50.2	2.1	11.1	97.9	-21.18
GEW-010	03/23/15	38.5	47.3	2.1	12.1	97.7	-17.7
GEW-010	04/01/15	42.8	40.7	2.4	14.1	102.6	-15.93
GEW-010	04/01/15	41.6	44.1	1.5	12.8	103	-13.13
GEW-010	04/10/15	53.9	41.4	1	3.7	63	-2.47
GEW-010	04/10/15	54	35.8	1.3	8.9	63.4	-2.44
GEW-010	04/16/15	57.8	40.6	0	1.6	97	3.8

GEW ID#	Reading Date	CH4 (% Vol.)	CO2 (% Vol.)	Oxygen (% Vol.)	Balance (% Vol.)	Wellhead Temp. (°F)	Initial Static Pressure (In W.C.)
GEW-010	04/16/15	57.7	40.5	0	1.8	100	-13.4
GEW-010	04/22/15	38.3	38.5	1.5	21.7	95.8	-25.73
GEW-010	04/22/15	38.1	38.7	1.8	21.4	95.6	-25.3

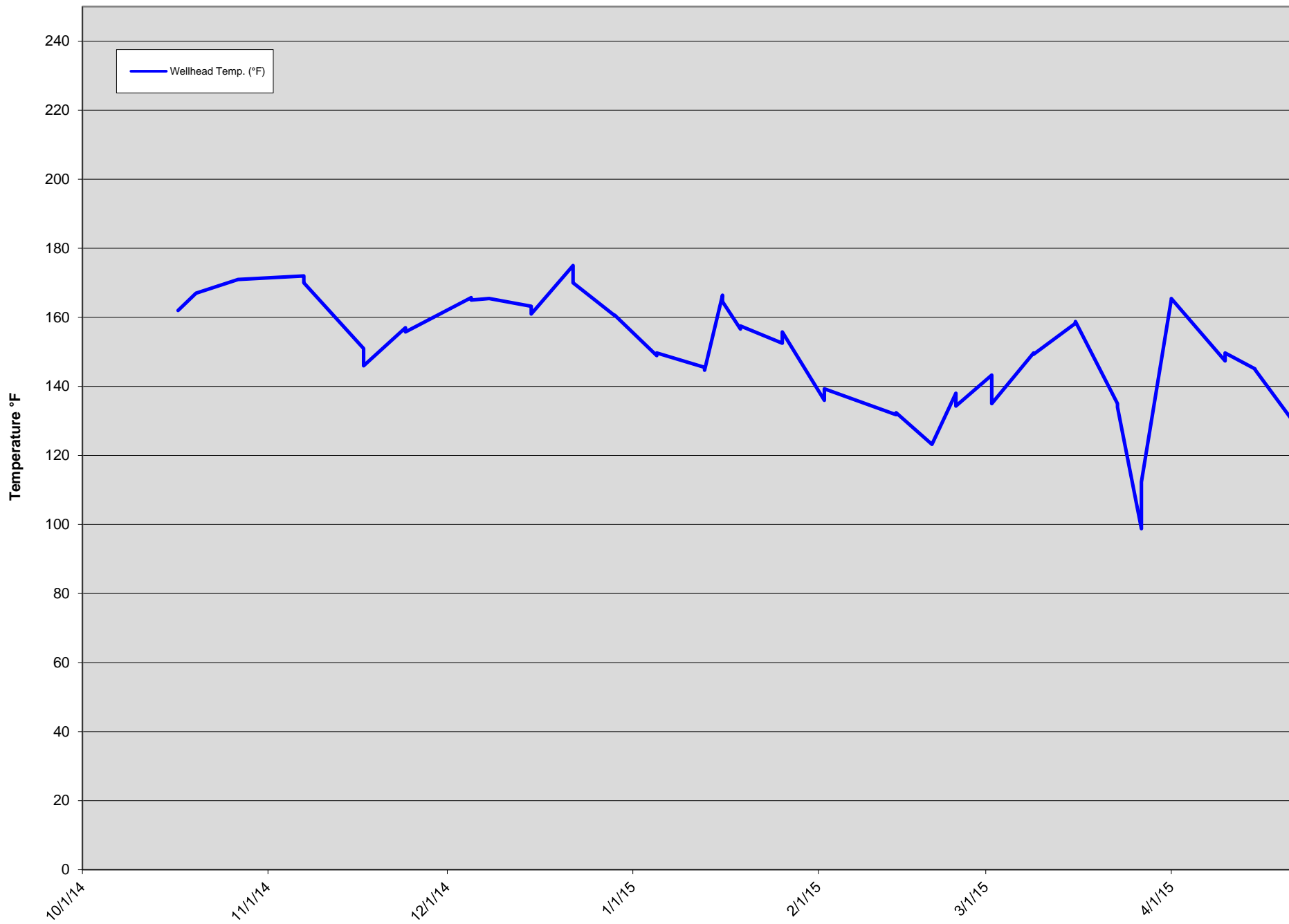
GEW-010 Wellhead Temperatures



GEW ID#	Reading Date	CH4 (% Vol.)	CO2 (% Vol.)	Oxygen (% Vol.)	Balance (% Vol.)	Wellhead Temp. (°F)	Initial Static Pressure (In W.C.)
GEW-038	10/17/14	0.2	51.9	4	43.9	162	-15.1
GEW-038	10/17/14	0.2	51.9	4	43.9	162	-15.1
GEW-038	10/17/14	0.2	51.7	3.7	44.4	162	-14.3
GEW-038	10/17/14	0.2	51.7	3.7	44.4	162	-14.3
GEW-038	10/20/14	0.1	52.2	4.2	43.5	167	-17.1
GEW-038	10/20/14	0.1	51.5	4.1	44.3	167	-15.6
GEW-038	10/27/14	0.3	56.9	1.7	41.1	171	-9.2
GEW-038	11/07/14	0.3	64	0	35.7	172	-0.2
GEW-038	11/07/14	0.3	60.4	0.8	38.5	170	-0.1
GEW-038	11/17/14	0.2	64.4	1.8	33.6	151	-13.9
GEW-038	11/17/14	0.2	65.7	1	33.1	146	-7
GEW-038	11/24/14	0.2	49.5	2.1	48.2	157	-18.99
GEW-038	11/24/14	0.2	51.5	1.9	46.4	155.8	-18.44
GEW-038	12/05/14	1.3	53.3	1.7	43.7	165.7	-17.52
GEW-038	12/05/14	1.4	57	1.9	39.7	165	-16.91
GEW-038	12/08/14	0.3	54.2	2	43.5	165.5	-12.88
GEW-038	12/08/14	0.2	53.8	1.7	44.3	165.5	-12.7
GEW-038	12/15/14	0.3	48.2	3.3	48.2	163.2	-11.72
GEW-038	12/15/14	0.4	50.7	3.1	45.8	161	-9.4
GEW-038	12/22/14	0.4	68	0	31.6	175	-0.3
GEW-038	12/22/14	0.3	67.1	0.5	32.1	170	-3.1
GEW-038	12/29/14	0.4	45.9	2.2	51.5	160.5	-13.31
GEW-038	12/29/14	0.3	51.2	2.3	46.2	160.6	-12.94
GEW-038	01/05/15	2	46.1	1.9	50	148.9	-12.21
GEW-038	01/05/15	1.6	51.2	2	45.2	149.7	-12.27
GEW-038	01/13/15	0.6	51.5	2.8	45.1	145.5	-18.93
GEW-038	01/13/15	0.5	52.7	2.5	44.3	144.7	-19.41
GEW-038	01/16/15	0.3	55.5	0.6	43.6	166.4	-4.64
GEW-038	01/16/15	0	48.7	2.1	49.2	164.6	-4
GEW-038	01/19/15	0.2	45	6.9	47.9	156.6	-12.76
GEW-038	01/19/15	0.2	42.1	6.4	51.3	157.5	-12.76
GEW-038	01/26/15	0.7	52.5	4.2	42.6	152.5	-13.19
GEW-038	01/26/15	0.5	49.1	4.8	45.6	155.8	-12.27
GEW-038	02/02/15	1.6	53.8	0	44.6	136	8.23
GEW-038	02/02/15	0.6	58.2	0	41.2	139.3	3.45
GEW-038	02/14/15	0.2	46.6	3.7	49.5	131.8	-25.82
GEW-038	02/14/15	0.1	44.1	3.6	52.2	132.4	-27.35
GEW-038	02/20/15	0.5	51.7	2.7	45.1	123.2	-20.33
GEW-038	02/24/15	0.2	49.9	3.1	46.8	138	-33.52
GEW-038	02/24/15	0.2	45.5	3.2	51.1	134.3	-34.62
GEW-038	03/02/15	0.2	45.3	4.6	49.9	143.3	-23.44
GEW-038	03/02/15	0.2	50.3	3	46.5	135	-1.42
GEW-038	03/09/15	0.1	37.9	8.6	53.4	149.7	-14.1
GEW-038	03/09/15	0.1	38.4	8.5	53	149.3	-9.22
GEW-038	03/16/15	0.1	31.2	10.5	58.2	158.3	-16.67
GEW-038	03/16/15	0	27.3	9.9	62.8	158.8	-14.59
GEW-038	03/23/15	0.3	38	7.9	53.8	135	-9.89
GEW-038	03/23/15	0.2	39	7.8	53	134	-9.46

GEW ID#	Reading Date	CH4 (% Vol.)	CO2 (% Vol.)	Oxygen (% Vol.)	Balance (% Vol.)	Wellhead Temp. (°F)	Initial Static Pressure (In W.C.)
GEW-038	03/27/15	0.3	59.5	0	40.2	98.8	60.13
GEW-038	03/27/15	0.3	61.3	0	38.4	112.3	47.44
GEW-038	04/01/15	2.4	44.2	4.8	48.6	165.2	-10.74
GEW-038	04/01/15	0.3	48.9	4.4	46.4	165.5	-10.13
GEW-038	04/10/15	1.6	39.8	6.6	52	147.4	-19.54
GEW-038	04/10/15	0.2	49.4	5.2	45.2	149.7	-18.5
GEW-038	04/15/15	0.2	47.6	4.9	47.3	145.1	-14.59
GEW-038	04/15/15	0.1	45.5	5.3	49.1	144.9	-15.57
GEW-038	04/22/15	0.6	51.6	2.9	44.9	128.4	-14.09

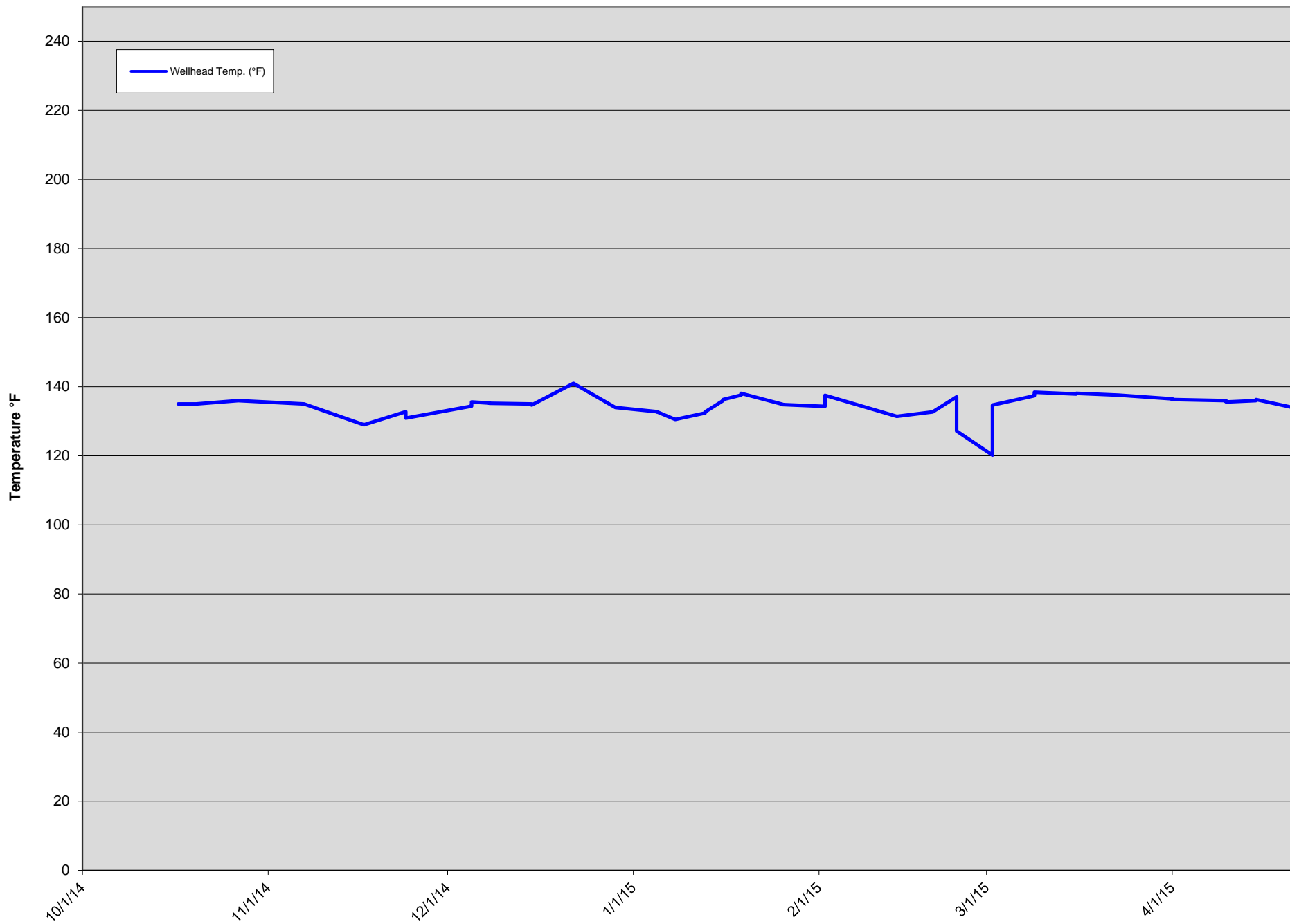
GEW-038 Wellhead Temperatures



GEW ID#	Reading Date	CH4 (% Vol.)	CO2 (% Vol.)	Oxygen (% Vol.)	Balance (% Vol.)	Wellhead Temp. (°F)	Initial Static Pressure (In W.C.)
GEW-39	10/17/14	35	59.4	0	5.6	135	-0.3
GEW-39	10/17/14	35	59.4	0	5.6	135	-0.3
GEW-39	10/20/14	33.8	60.5	0	5.7	135	-0.4
GEW-39	10/20/14	34.4	58.6	0	7	135	-0.3
GEW-39	10/27/14	33.4	59.1	0	7.5	136	-0.2
GEW-39	11/07/14	33	62	0	5	135	-0.1
GEW-039	11/07/14	33.8	61	0	5.2	135	-0.1
GEW-039	11/17/14	31.1	68.8	0	0.1	129	-0.1
GEW-039	11/24/14	31.8	54.6	0	13.6	132.8	-0.44
GEW-039	11/24/14	32.4	54.9	0	12.7	130.9	-0.12
GEW-039	12/05/14	29.8	56.5	0	13.7	134.4	0.24
GEW-039	12/05/14	31	56.1	0	12.9	135.6	-0.1
GEW-039	12/08/14	32.3	54.7	0	13	135.3	-0.38
GEW-039	12/08/14	32	48.5	0	19.5	135.2	-0.42
GEW-039	12/15/14	34.3	51.1	0.4	14.2	135	-0.4
GEW-039	12/15/14	33	53.1	0.1	13.8	134.7	-0.25
GEW-039	12/22/14	33.5	64.9	0	1.6	141	-0.2
GEW-039	12/22/14	33.4	63.6	0	3	141	-0.2
GEW-039	12/29/14	33.6	52	0.1	14.3	134	-0.54
GEW-039	12/29/14	33.5	53.9	0.1	12.5	134	-0.48
GEW-039	01/05/15	33.7	55.6	0	10.7	132.8	-0.14
GEW-039	01/05/15	33.2	54.6	0	12.2	132.7	-0.14
GEW-039	01/08/15	34.7	52.1	0	13.2	130.5	0.17
GEW-039	01/13/15	34.4	54.2	0	11.4	132.4	-0.03
GEW-039	01/13/15	33.7	54	0	12.3	132.7	-0.1
GEW-039	01/16/15	28.4	57.8	0	13.8	136	-0.09
GEW-039	01/16/15	28.5	54	0	17.5	136.3	-0.05
GEW-039	01/19/15	30.3	58.5	0	11.2	137.6	0.09
GEW-039	01/19/15	29.4	57.3	0	13.3	138.1	-0.08
GEW-039	01/26/15	31	57.4	0	11.6	134.9	-0.41
GEW-039	01/26/15	31.4	54.3	0.1	14.2	134.8	-0.45
GEW-039	02/02/15	4.8	66.6	0	28.6	134.3	0.36
GEW-039	02/02/15	26.1	62.3	0	11.6	137.5	-0.37
GEW-039	02/14/15	30.9	50	0.2	18.9	131.4	-1.61
GEW-039	02/20/15	31.8	61.2	0	7	132.7	-0.48
GEW-039	02/20/15	32.4	57.4	0	10.2	132.7	-0.52
GEW-039	02/24/15	35.3	49	0.3	15.4	137.1	-3.62
GEW-039	02/24/15	35.2	48.4	0.4	16	127.2	-0.46
GEW-039	03/02/15	33.5	56.9	0	9.6	120.2	0.76
GEW-039	03/02/15	31.5	53.7	0	14.8	134.7	-0.09
GEW-039	03/09/15	33.2	56.6	0.2	10	137.4	0.17
GEW-039	03/09/15	32.9	54.6	0.1	12.4	138.4	0.07
GEW-039	03/16/15	33.7	56.2	0.1	10	137.9	0.03
GEW-039	03/16/15	33.4	55.7	0.1	10.8	138.1	-0.04
GEW-039	03/23/15	33.9	58.8	0	7.3	137.6	-0.28
GEW-039	03/23/15	34.4	56.7	0	8.9	137.6	-0.21
GEW-039	04/01/15	32.3	59.4	0	8.3	136.5	-0.09
GEW-039	04/01/15	32.6	57.7	0.1	9.6	136.3	-0.1

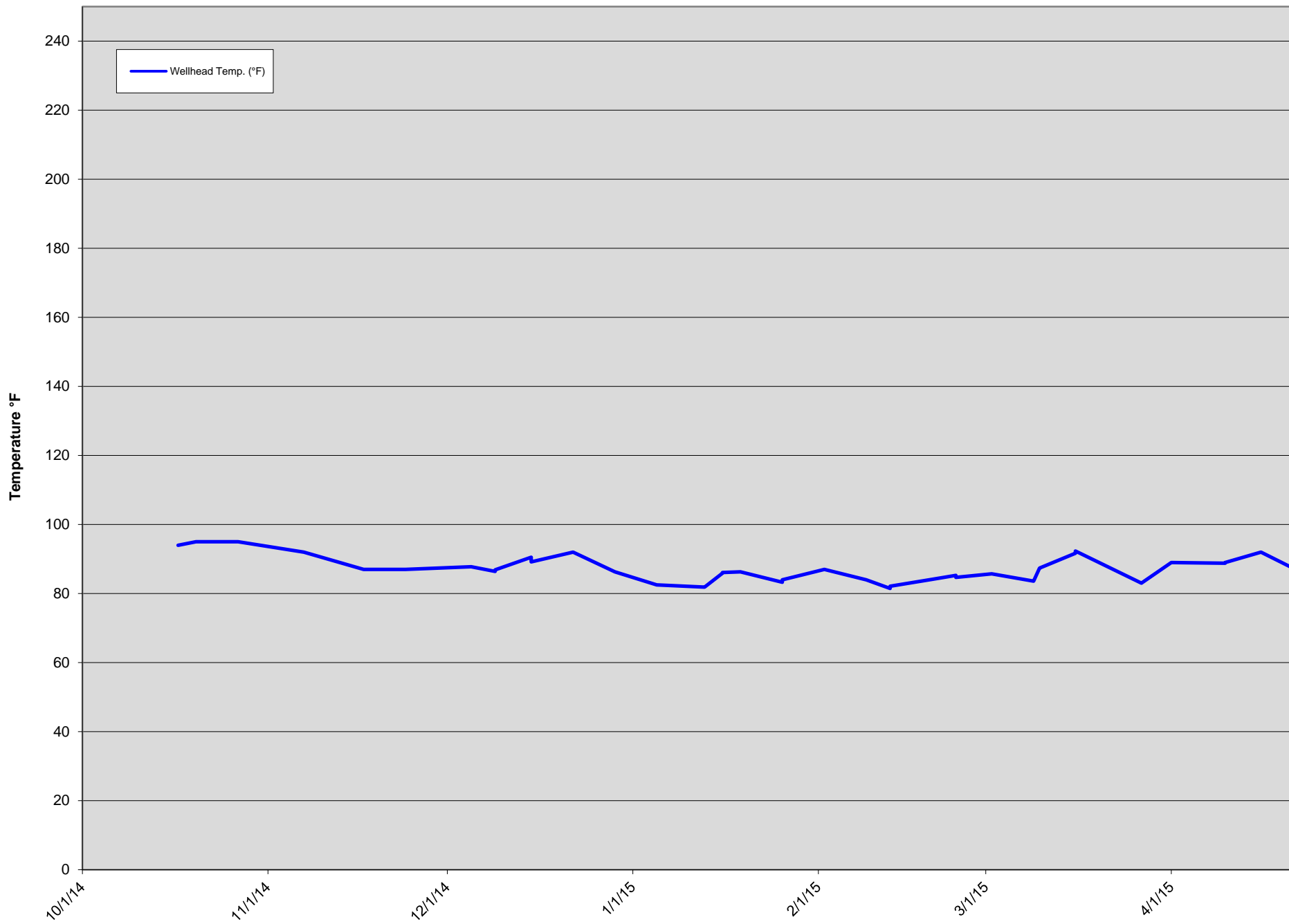
GEW ID#	Reading Date	CH4 (% Vol.)	CO2 (% Vol.)	Oxygen (% Vol.)	Balance (% Vol.)	Wellhead Temp. (°F)	Initial Static Pressure (In W.C.)
GEW-039	04/10/15	33.5	57.3	0	9.2	136	-0.46
GEW-039	04/10/15	34.5	57.1	0	8.4	135.6	-0.31
GEW-039	04/15/15	33	56.9	0	10.1	136	-0.02
GEW-039	04/15/15	34.6	53.4	0.1	11.9	136.3	-0.09
GEW-039	04/22/15	35.5	60.3	0	4.2	133.7	-0.13
GEW-039	04/22/15	36.8	56.6	0	6.6	133.4	-0.14

GEW-039 Wellhead Temperatures



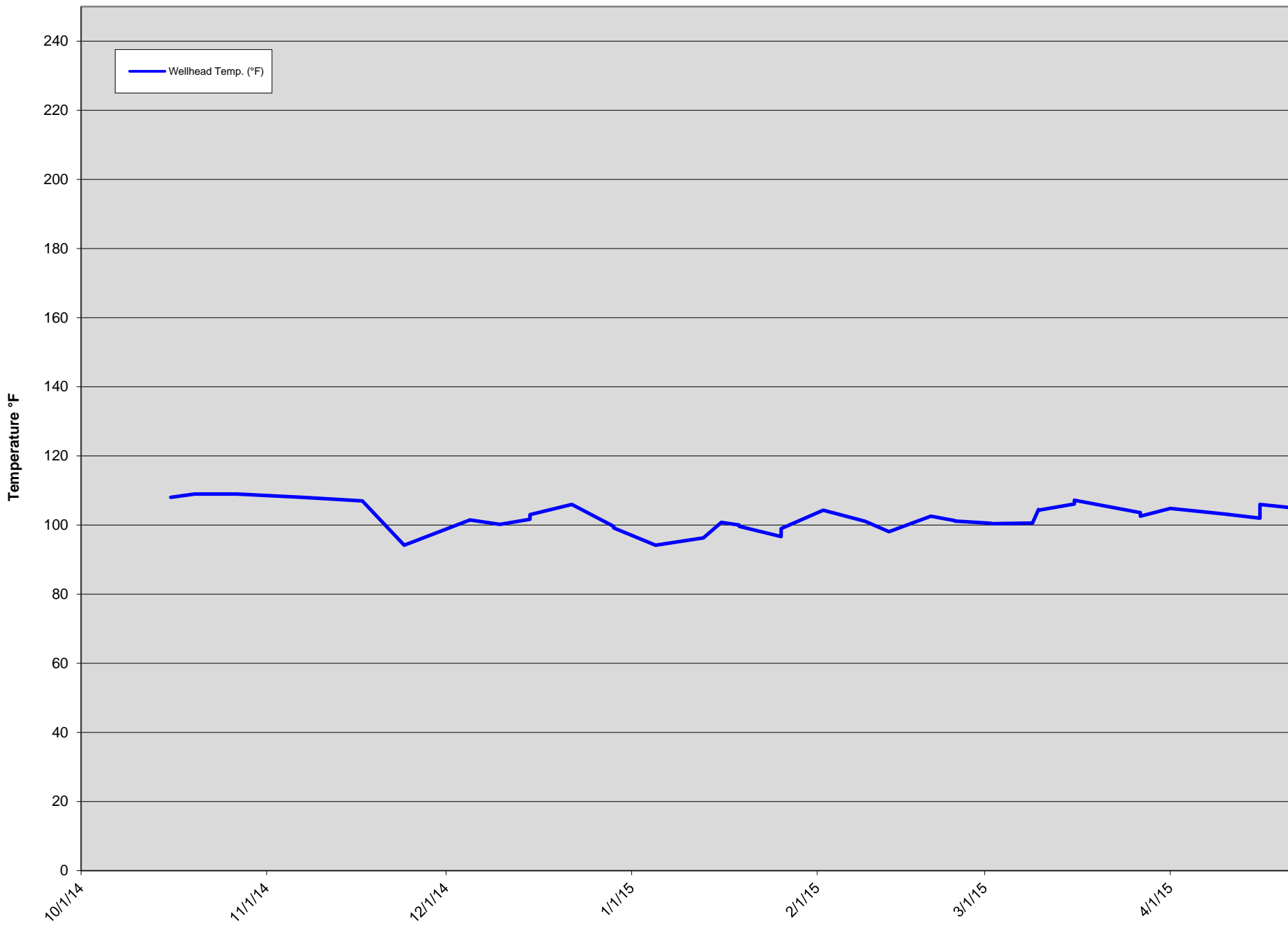
GEW ID#	Reading Date	CH4 (% Vol.)	CO2 (% Vol.)	Oxygen (% Vol.)	Balance (% Vol.)	Wellhead Temp. (°F)	Initial Static Pressure (In W.C.)
GEW-040	10/17/14	52.6	46.8	0	0.6	94	-0.6
GEW-040	10/17/14	52.6	46.8	0	0.6	94	-0.6
GEW-040	10/20/14	52.4	47.5	0	0.1	95	-0.6
GEW-040	10/27/14	54.4	44.2	0	1.4	95	-0.5
GEW-040	11/07/14	55.2	44.6	0	0.2	92	-0.5
GEW-040	11/07/14	55.2	44.6	0	0.2	92	-0.5
GEW-040	11/17/14	50.7	48.9	0.2	0.2	87	-0.1
GEW-040	11/24/14	51.2	46.1	0	2.7	87	-0.64
GEW-040	12/05/14	56.2	41.4	0	2.4	87.8	-0.45
GEW-040	12/09/14	54.2	42.5	0.2	3.1	86.4	-0.49
GEW-040	12/09/14	54.3	41.8	0.1	3.8	86.9	-0.46
GEW-040	12/15/14	54.9	40.5	0.1	4.5	90.5	-0.61
GEW-040	12/15/14	54.9	41.9	0	3.2	89.2	-0.19
GEW-040	12/22/14	52.2	47.7	0	0.1	92	0
GEW-040	12/22/14	52.1	47.8	0	0.1	92	-0.1
GEW-040	12/29/14	53.6	41.3	0.2	4.9	86.3	-0.42
GEW-040	01/05/15	53.8	45.1	0	1.1	82.5	-0.04
GEW-040	01/13/15	56.4	41.1	0	2.5	81.9	-0.21
GEW-040	01/16/15	53.8	45.2	0	1	85.9	-0.13
GEW-040	01/16/15	55.5	40.4	0	4.1	86.1	-0.14
GEW-040	01/19/15	54.3	44.3	0	1.4	86.3	-0.13
GEW-040	01/26/15	56.1	41.8	0	2.1	83.3	0.08
GEW-040	01/26/15	55.2	43.1	0	1.7	84	-0.03
GEW-040	02/02/15	52.9	43.4	0	3.7	87	-0.48
GEW-040	02/09/15	51.9	42.8	0.1	5.2	84	-0.74
GEW-040	02/13/15	54	40.3	0	5.7	81.5	-0.64
GEW-040	02/13/15	53.5	40	0	6.5	82.1	-0.63
GEW-040	02/20/15	52.8	42.2	0	5	84.1	-0.24
GEW-040	02/24/15	53.5	43.4	0.1	3	85.3	-0.29
GEW-040	02/24/15	54.3	41.6	0.1	4	84.7	-0.19
GEW-040	03/02/15	53.3	45.4	0.1	1.2	85.7	-0.36
GEW-040	03/09/15	55.6	42.8	0.2	1.4	83.6	-0.17
GEW-040	03/10/15	55.8	41.1	0.1	3	87.4	-0.06
GEW-040	03/10/15	55.5	43.2	0	1.3	87.4	-0.03
GEW-040	03/16/15	53.6	45.2	0	1.2	91.7	0.08
GEW-040	03/16/15	53.6	44.2	0	2.2	92.3	-0.1
GEW-040	03/27/15	55.9	42.2	0	1.9	83	-0.14
GEW-040	04/01/15	56.5	42.2	0.1	1.2	89	-0.1
GEW-040	04/10/15	55.1	43.8	0	1.1	88.8	-0.06
GEW-040	04/10/15	55.5	42.2	0	2.3	89	-0.09
GEW-040	04/16/15	56.2	43.7	0	0.1	92	-0.1
GEW-040	04/22/15	55.8	44.2	0	0	86.8	-0.23

GEW-040 Wellhead Temperatures



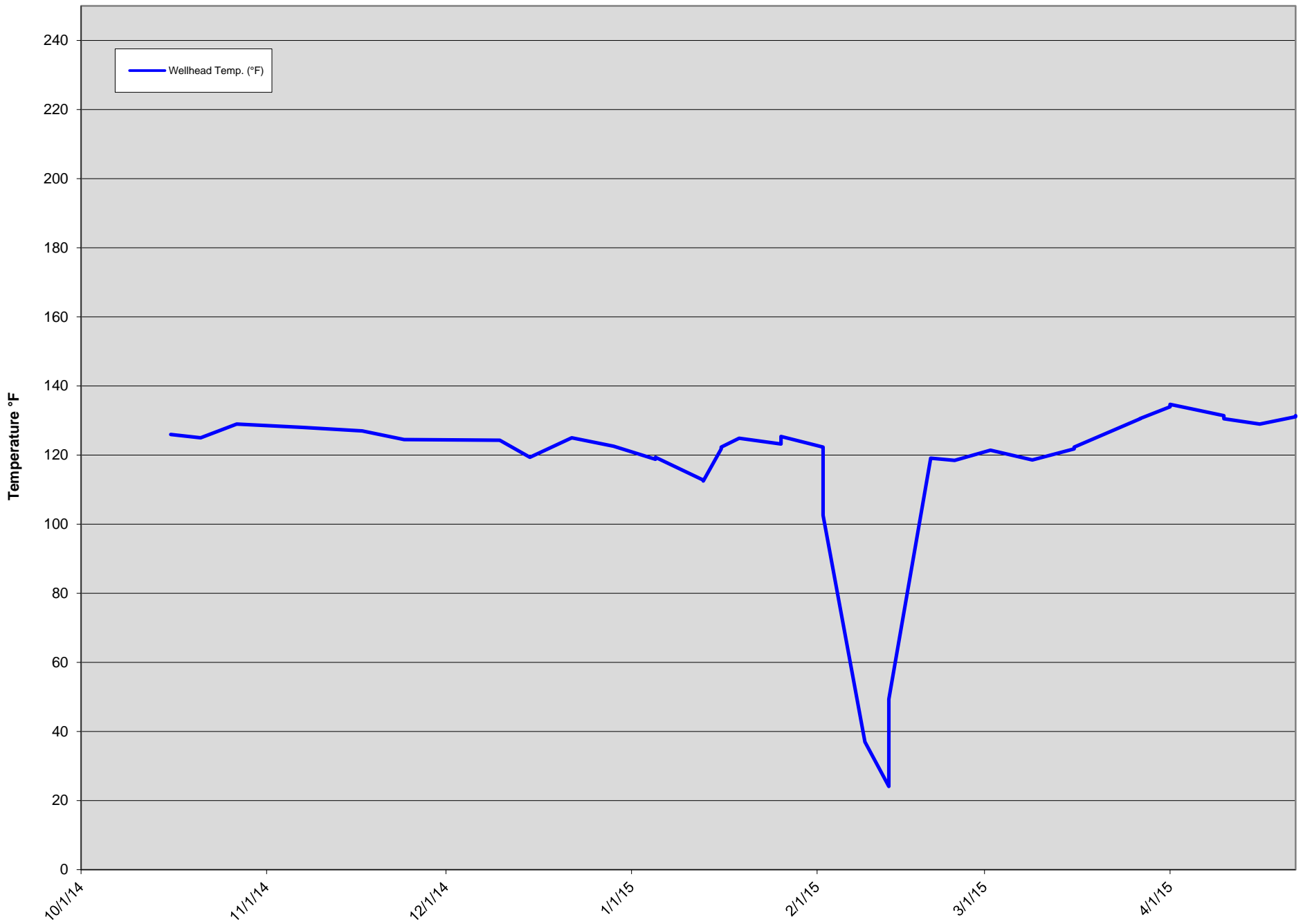
GEW ID#	Reading Date	CH4 (% Vol.)	CO2 (% Vol.)	Oxygen (% Vol.)	Balance (% Vol.)	Wellhead Temp. (°F)	Initial Static Pressure (In W.C.)
GEW-041R	10/16/14	46.1	39.4	0	14.5	108	-1.2
GEW-041R	10/16/14	45.9	39.3	0	14.8	108	-0.9
GEW-041R	10/20/14	47	40.3	0	12.7	109	-0.9
GEW-041R	10/27/14	50.6	40.2	0	9.2	109	-0.7
GEW-041R	11/07/14	49.6	40.8	0	9.6	108	-0.7
GEW-041R	11/07/14	51.8	38.8	0	9.4	108	-0.6
GEW-041R	11/17/14	53.4	43.8	0.1	2.7	107	-0.7
GEW-041R	11/24/14	50.8	40.3	0	8.9	94.2	-1
GEW-041R	12/05/14	54.7	39.5	0	5.8	101.5	-0.67
GEW-041R	12/10/14	52.6	40.5	0	6.9	100.2	-0.56
GEW-041R	12/15/14	53.6	40.1	0	6.3	101.7	-0.6
GEW-041R	12/15/14	55.5	40.1	0	4.4	103	-0.45
GEW-041R	12/22/14	54.6	45.3	0	0.1	106	-0.1
GEW-041R	12/29/14	48.4	40.7	0	10.9	99.6	-0.56
GEW-041R	12/29/14	49.7	38.5	0	11.8	99.2	-0.42
GEW-041R	01/05/15	53.3	40.1	0	6.6	94.2	-0.01
GEW-041R	01/13/15	55.5	38.7	0	5.8	96.3	-0.37
GEW-041R	01/16/15	55.5	40.7	0	3.8	100.8	-0.35
GEW-041R	01/16/15	56.5	39.3	0	4.2	100.8	-0.33
GEW-041R	01/19/15	56.1	40.9	0	3	100	-0.27
GEW-041R	01/19/15	55.9	40.9	0	3.2	99.6	-0.21
GEW-041R	01/26/15	56.7	41.3	0	2	96.7	0.29
GEW-041R	01/26/15	56.4	41.2	0	2.4	99	0.1
GEW-041R	02/02/15	50.7	42.6	0	6.7	104.3	-0.59
GEW-041R	02/09/15	55.5	37.9	0	6.6	101.1	-0.72
GEW-041R	02/13/15	53.2	39.3	0	7.5	98.1	-0.44
GEW-041R	02/13/15	53.7	38.8	0	7.5	98.1	-0.41
GEW-041R	02/20/15	51	42.2	0	6.8	102.6	-0.29
GEW-041R	02/24/15	51.8	40.4	0	7.8	101.3	-0.34
GEW-041R	02/24/15	51.9	39.7	0	8.4	101.2	-0.28
GEW-041R	03/02/15	54.6	39.1	0	6.3	100.5	-0.51
GEW-041R	03/02/15	54.5	38.8	0	6.7	100.4	-0.37
GEW-041R	03/09/15	56.3	40.7	0	3	100.6	-0.22
GEW-041R	03/10/15	55.2	41.8	0	3	104.5	-0.06
GEW-041R	03/10/15	56.6	41	0	2.4	104.3	-0.09
GEW-041R	03/16/15	55.5	42.4	0	2.1	106.1	0.17
GEW-041R	03/16/15	55.9	41.5	0	2.6	107.2	-0.02
GEW-041R	03/27/15	53.5	41.8	0	4.7	103.6	-0.56
GEW-041R	03/27/15	55.8	40.8	0	3.4	102.6	-0.5
GEW-041R	04/01/15	56.2	40.5	0	3.3	104.8	-0.26
GEW-041R	04/10/15	58.2	38.8	0	3	103.2	-0.26
GEW-041R	04/16/15	57.8	42.1	0	0.1	102	0
GEW-041R	04/16/15	58	41.9	0	0.1	106	-0.1
GEW-041R	04/22/15	56.5	41.2	0	2.3	104.9	-0.59

GEW-041R Wellhead Temperatures



GEW ID#	Reading Date	CH4 (% Vol.)	CO2 (% Vol.)	Oxygen (% Vol.)	Balance (% Vol.)	Wellhead Temp. (°F)	Initial Static Pressure (In W.C.)
GEW-043R	10/16/14	51.6	42.3	0.2	5.9	126	-0.6
GEW-043R	10/21/14	50.9	42.2	0	6.9	125	-1
GEW-043R	10/27/14	52.8	43.5	0	3.7	129	-0.3
GEW-043R	11/07/14	57	42.8	0	0.2	128	-0.2
GEW-043R	11/07/14	57.2	42.3	0	0.5	128	-0.2
GEW-043R	11/17/14	52.7	44	0.4	2.9	127	-0.5
GEW-043R	11/24/14	49.5	38.6	0.9	11	124.5	-1.16
GEW-043R	12/05/14	52.2	42.7	0.2	4.9	124.4	-0.52
GEW-043R	12/10/14	53.2	38.3	0.4	8.1	124.3	-0.61
GEW-043R	12/15/14	54.9	39.8	0	5.3	119.4	-0.31
GEW-043R	12/22/14	54.3	45.6	0	0.1	125	-0.1
GEW-043R	12/29/14	48.8	39.7	0.2	11.3	122.6	-0.83
GEW-043R	01/05/15	53.3	41.8	0	4.9	118.8	0.19
GEW-043R	01/05/15	53.9	41	0	5.1	119.4	-0.01
GEW-043R	01/13/15	52.6	38.2	0	9.2	112.8	-0.63
GEW-043R	01/13/15	52.7	38.8	0	8.5	112.5	-0.46
GEW-043R	01/16/15	53	40.6	0	6.4	121.8	-0.33
GEW-043R	01/16/15	53.2	40.4	0	6.4	122.3	-0.3
GEW-043R	01/19/15	54.3	40.9	0	4.8	124.9	-0.17
GEW-043R	01/26/15	56	40.9	0	3.1	123.2	0.82
GEW-043R	01/26/15	55.8	42	0	2.2	125.4	0.3
GEW-043R	02/02/15	51	40.8	0	8.2	122.3	-1.41
GEW-043R	02/02/15	46.1	38.1	1.8	14	102.6	-0.06
GEW-043R	02/09/15	57.4	40.6	0	2	37	0.13
GEW-043R	02/13/15	56.1	41.2	0	2.7	24.1	0.75
GEW-043R	02/13/15	56.6	40	0	3.4	49.4	0.49
GEW-043R	02/20/15	53.1	41	0	5.9	119.1	-0.38
GEW-043R	02/24/15	55.2	39.6	0	5.2	118.5	-0.44
GEW-043R	03/02/15	53.2	40	0	6.8	121.4	-0.89
GEW-043R	03/09/15	55.1	39.5	0	5.4	118.6	-0.46
GEW-043R	03/16/15	55.3	40.4	0.1	4.2	121.8	0.42
GEW-043R	03/16/15	55.1	41.4	0	3.5	122.3	0.18
GEW-043R	03/27/15	55.8	42.1	0	2.1	130.5	-0.32
GEW-043R	03/27/15	55.4	42.7	0	1.9	130.6	-0.29
GEW-043R	04/01/15	55.5	41.9	0	2.6	134	-0.29
GEW-043R	04/01/15	54.7	43	0	2.3	134.7	-0.1
GEW-043R	04/10/15	53	41.4	0	5.6	131.4	-3.23
GEW-043R	04/10/15	53.5	41.5	0	5	130.5	-2.25
GEW-043R	04/16/15	55.6	42.8	0	1.6	129	-1.2
GEW-043R	04/22/15	54.6	40.5	0	4.9	131.1	-2.61
GEW-043R	04/22/15	54.1	42.1	0	3.8	131.4	-2.16

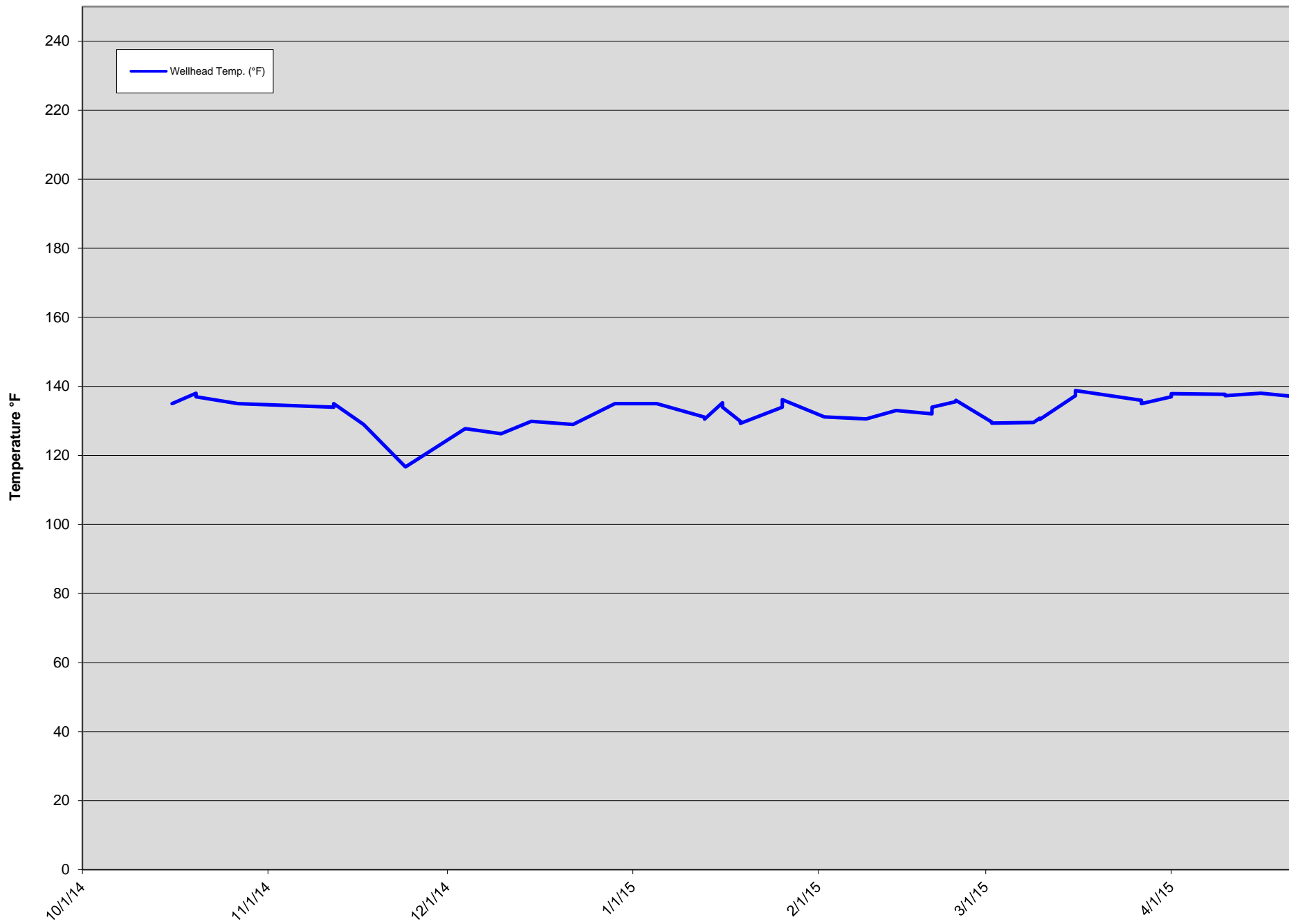
GEW-043R Wellhead Temperatures



GEW ID#	Reading Date	CH4 (% Vol.)	CO2 (% Vol.)	Oxygen (% Vol.)	Balance (% Vol.)	Wellhead Temp. (°F)	Initial Static Pressure (In W.C.)
GEW-053	10/16/14	50.2	45.2	0	4.6	135	-0.4
GEW-053	10/16/14	49.5	45.6	0	4.9	135	-0.4
GEW-053	10/20/14	49.7	46.3	0	4	138	-0.8
GEW-053	10/20/14	49.7	46.5	0	3.8	137	-0.6
GEW-053	10/27/14	51.1	45.1	0	3.8	135	-0.1
GEW-053	11/12/14	51.7	48.2	0	0.1	134	-0.7
GEW-053	11/12/14	52.6	46.6	0	0.8	135	-0.7
GEW-053	11/17/14	51.8	47.5	0	0.7	129	-0.6
GEW-053	11/24/14	52	37	0	11	116.7	-1.51
GEW-053	12/04/14	50.1	42.9	0	7	127.8	-0.44
GEW-053	12/10/14	51.2	38.6	0	10.2	126.3	-0.63
GEW-053	12/15/14	50	41.4	0	8.6	129.9	-0.13
GEW-053	12/22/14	52	47.9	0	0.1	129	-0.3
GEW-053	12/29/14	49.1	43.1	0	7.8	135	-1.38
GEW-053	12/29/14	49.2	42.8	0	8	135	-1.22
GEW-053	01/05/15	49.1	43	0	7.9	135	-0.14
GEW-053	01/05/15	48.9	43.7	0	7.4	135	-0.14
GEW-053	01/13/15	52	39.9	0	8.1	131.1	-0.92
GEW-053	01/13/15	52.1	41.4	0	6.5	130.5	-0.87
GEW-053	01/16/15	49.2	42.8	0	8	135.3	-0.73
GEW-053	01/16/15	49.4	42.5	0	8.1	134	-0.56
GEW-053	01/19/15	50.1	42.9	0	7	129.9	-0.38
GEW-053	01/19/15	50.1	42.7	0	7.2	129.3	-0.31
GEW-053	01/26/15	49.7	43.1	0	7.2	134	0.83
GEW-053	01/26/15	49.4	43.6	0	7	136.2	0.62
GEW-053	02/02/15	48.7	43.9	0	7.4	131.2	-0.85
GEW-053	02/09/15	53	42.4	0	4.6	130.6	-1.28
GEW-053	02/14/15	50.8	42.5	0	6.7	133	-1.61
GEW-053	02/14/15	50.7	43	0	6.3	133	-1.41
GEW-053	02/20/15	49.5	45.5	0	5	132.1	0.09
GEW-053	02/20/15	51.1	42.7	0	6.2	134	-0.07
GEW-053	02/24/15	50.2	41.7	0	8.1	135.6	0.08
GEW-053	02/24/15	49.5	43.2	0	7.3	136	-0.05
GEW-053	03/02/15	51.3	40.6	0	8.1	129.7	-1.02
GEW-053	03/02/15	51.5	41	0	7.5	129.4	-0.81
GEW-053	03/09/15	51.9	41	0	7.1	129.6	-0.41
GEW-053	03/10/15	50.7	42.9	0	6.4	130.8	-0.12
GEW-053	03/10/15	51.3	42.3	0	6.4	130.4	-0.15
GEW-053	03/16/15	49.7	42.9	0.1	7.3	137.3	0.47
GEW-053	03/16/15	49.3	43.1	0.1	7.5	138.8	0.27
GEW-053	03/27/15	52.5	40.6	0	6.9	136	-1.36
GEW-053	03/27/15	52.1	41.9	0	6	135	-1.19
GEW-053	04/01/15	51	41.2	0	7.8	137	0.26
GEW-053	04/01/15	50.3	42.3	0	7.4	137.9	0.18
GEW-053	04/10/15	50	43.6	0	6.4	137.7	-0.94
GEW-053	04/10/15	49.9	43.7	0	6.4	137.3	-0.85
GEW-053	04/16/15	52.5	41.9	0	5.6	138	-0.1
GEW-053	04/16/15	50.2	44.4	0	5.4	138	-0.1

GEW ID#	Reading Date	CH4 (% Vol.)	CO2 (% Vol.)	Oxygen (% Vol.)	Balance (% Vol.)	Wellhead Temp. (°F)	Initial Static Pressure (In W.C.)
GEW-053	04/22/15	51.8	42.3	0	5.9	137	-0.96
GEW-053	04/22/15	50.5	43.5	0	6	131.9	-0.68

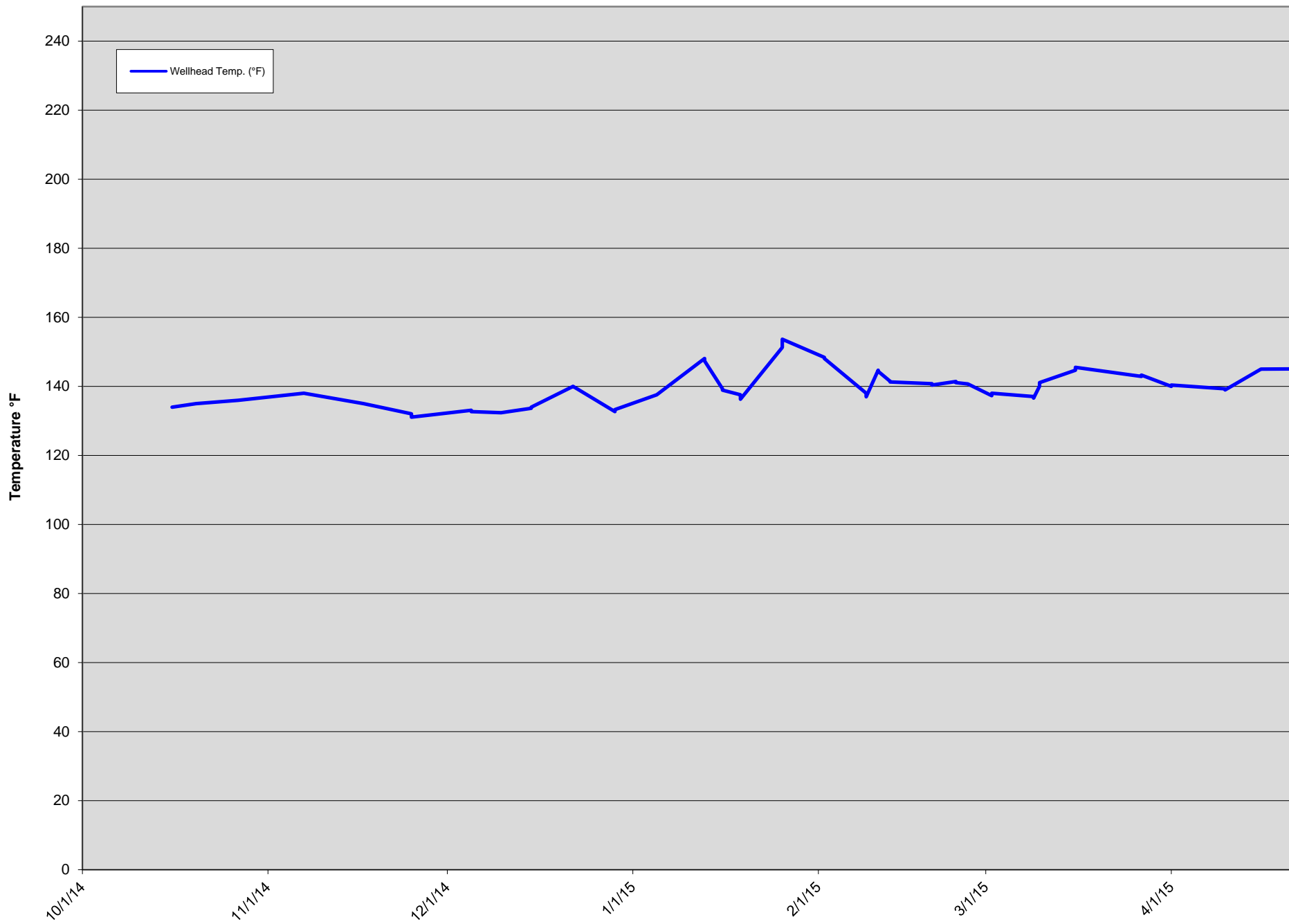
GEW-053 Wellhead Temperatures



GEW ID#	Reading Date	CH4 (% Vol.)	CO2 (% Vol.)	Oxygen (% Vol.)	Balance (% Vol.)	Wellhead Temp. (°F)	Initial Static Pressure (In W.C.)
GEW-054	10/16/14	52.4	41.7	0	5.9	134	-1.9
GEW-054	10/16/14	51.2	42.2	0	6.6	134	-1.9
GEW-054	10/20/14	52.2	43.3	0	4.5	135	-2.3
GEW-054	10/20/14	51.6	43.1	0	5.3	135	-2.3
GEW-054	10/27/14	51.6	43.2	0	5.2	136	-1.9
GEW-054	11/07/14	53.5	44.1	0	2.4	138	-1.6
GEW-054	11/07/14	53.7	43.9	0	2.4	138	-1.6
GEW-054	11/17/14	52.4	47.5	0	0.1	135	-2.1
GEW-054	11/17/14	52.3	47.6	0	0.1	135	-2.2
GEW-054	11/25/14	48.9	44.7	0	6.4	132.1	-2.54
GEW-054	11/25/14	49.5	44.1	0	6.4	131.1	-1.79
GEW-054	12/05/14	51.5	44.1	0.1	4.3	133.1	-0.67
GEW-054	12/05/14	51.5	43	0	5.5	132.7	-0.7
GEW-054	12/10/14	52	40	0	8	132.4	-0.95
GEW-054	12/10/14	51.6	41.1	0	7.3	132.4	-0.96
GEW-054	12/15/14	51.3	41.5	0	7.2	133.7	-0.66
GEW-054	12/15/14	50.4	42.8	0	6.8	134	-0.58
GEW-054	12/22/14	52.4	47.5	0	0.1	140	-0.1
GEW-054	12/29/14	52.3	40	0	7.7	132.7	-1.2
GEW-054	12/29/14	51.9	42.2	0	5.9	133.3	-1.17
GEW-054	01/05/15	51.8	41.5	0	6.7	137.6	-0.07
GEW-054	01/13/15	52.3	40	0	7.7	148.1	-0.22
GEW-054	01/13/15	53.2	41.1	0	5.7	147.4	-0.17
GEW-054	01/16/15	51.3	42.4	0	6.3	139.3	-0.52
GEW-054	01/16/15	51.6	42.4	0	6	138.9	-0.44
GEW-054	01/19/15	51.6	41.9	0	6.5	137.6	-0.34
GEW-054	01/19/15	51.7	42.4	0	5.9	136.3	-0.1
GEW-054	01/26/15	50.7	43.8	0	5.5	151.3	1.64
GEW-054	01/26/15	50	44.6	0	5.4	153.7	0.65
GEW-054	02/02/15	49.1	43.7	0	7.2	148.4	-0.9
GEW-054	02/02/15	49.9	43.2	0	6.9	148.1	-0.95
GEW-054	02/09/15	51.9	43.7	0	4.4	138	-2.1
GEW-054	02/09/15	53.3	43.8	0	2.9	137	-1.57
GEW-054	02/11/15	52.9	46	0	1.1	144.7	-2.22
GEW-054	02/11/15	52.8	44.5	0	2.7	144.4	-1.35
GEW-054	02/13/15	52.1	42.3	0	5.6	141.5	-0.8
GEW-054	02/13/15	53.1	40.7	0	6.2	141.3	-0.66
GEW-054	02/20/15	52.3	40.9	0	6.8	140.8	-0.73
GEW-054	02/20/15	53.1	40.3	0	6.6	140.4	-0.66
GEW-054	02/24/15	51.2	42.3	0	6.5	141.4	-0.56
GEW-054	02/24/15	51.5	42.8	0	5.7	141.1	-0.28
GEW-054	02/26/15	55	41	0.2	3.8	140.7	-1.38
GEW-054	02/26/15	53.9	40.7	0	5.4	140.7	-1.17
GEW-054	03/02/15	51.3	40.9	0	7.8	137.3	-0.65
GEW-054	03/02/15	52.4	40.3	0	7.3	138	-0.64
GEW-054	03/09/15	53.6	42.2	0	4.2	137.1	-0.41
GEW-054	03/09/15	50.7	44.7	0	4.6	136.6	-0.33
GEW-054	03/10/15	52.9	41.4	0	5.7	140.1	-0.07

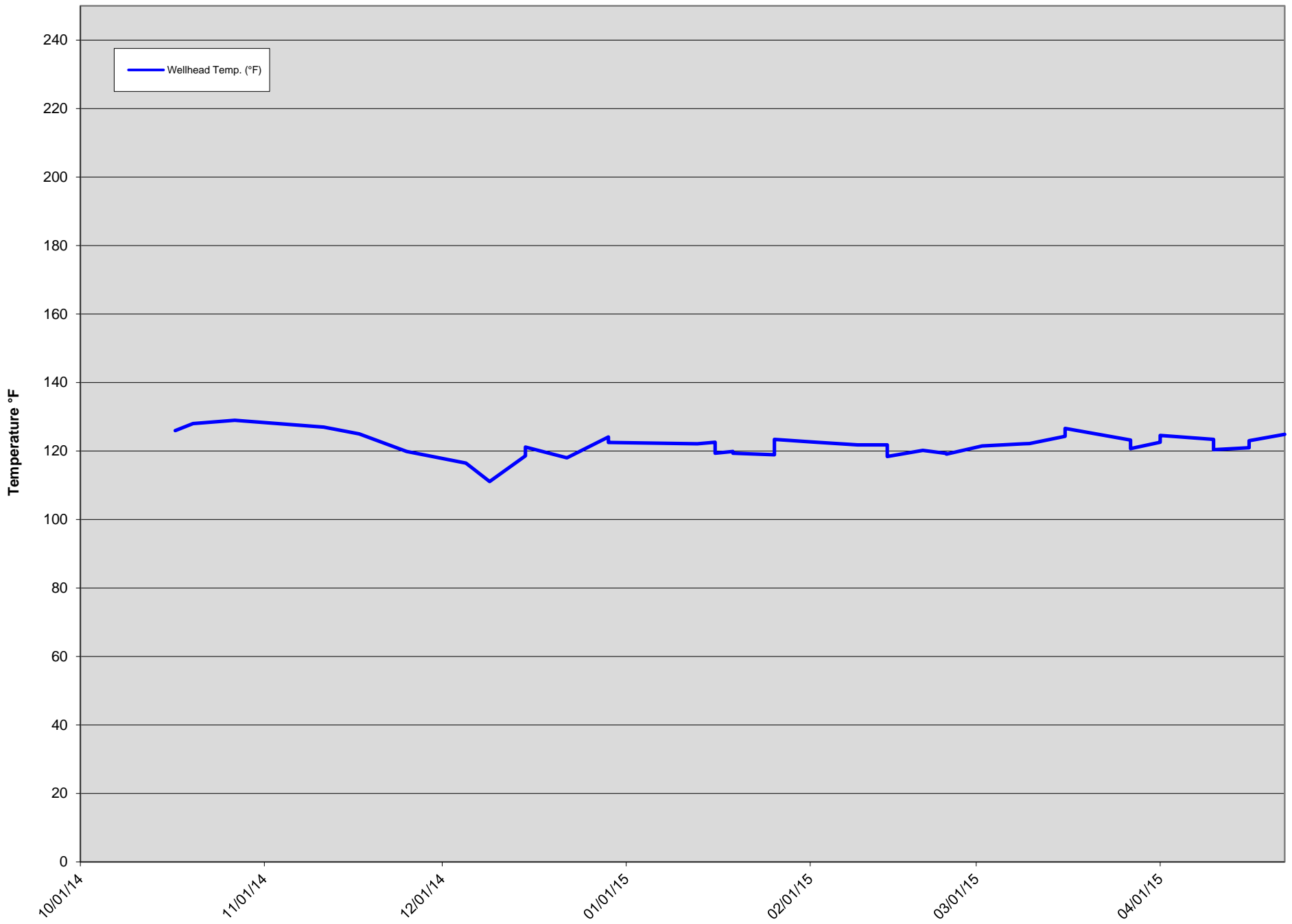
GEW ID#	Reading Date	CH4 (% Vol.)	CO2 (% Vol.)	Oxygen (% Vol.)	Balance (% Vol.)	Wellhead Temp. (°F)	Initial Static Pressure (In W.C.)
GEW-054	03/10/15	52.7	41.8	0	5.5	141.1	-0.09
GEW-054	03/16/15	51.7	42.2	0.1	6	144.7	0.63
GEW-054	03/16/15	51.5	42.6	0.1	5.8	145.5	0.08
GEW-054	03/27/15	52.9	41.7	0	5.4	142.9	-1.23
GEW-054	03/27/15	52.5	42.5	0	5	143.3	-1.01
GEW-054	04/01/15	51.9	41.9	0	6.2	140	-0.19
GEW-054	04/01/15	51.4	42.3	0	6.3	140.4	-0.16
GEW-054	04/10/15	52.8	41.3	0	5.9	139.3	-1.04
GEW-054	04/10/15	52.4	43.2	0	4.4	139	-0.85
GEW-054	04/16/15	53.3	43.1	0	3.6	145	0
GEW-054	04/16/15	53	42.9	0	4.1	145	-0.1
GEW-054	04/22/15	51.8	43.6	0	4.6	145.1	-0.76
GEW-054	04/22/15	51.7	43.8	0	4.5	144.4	-0.5

GEW-054 Wellhead Temperatures



GEW ID#	Reading Date	CH4 (% Vol.)	CO2 (% Vol.)	Oxygen (% Vol.)	Balance (% Vol.)	Wellhead Temp. (°F)	Initial Static Pressure (In W.C.)
GEW-055	10/17/14	52.7	45.3	0	2	126	-0.8
GEW-055	10/17/14	52.7	45.3	0	2	126	-0.8
GEW-055	10/20/14	52.3	45.6	0	2.1	128	-0.7
GEW-055	10/27/14	50.8	46.3	0	2.9	129	-0.5
GEW-055	11/11/14	55.1	43.5	0	1.4	127	-1.4
GEW-055	11/11/14	55	44.7	0	0.3	127	-1.4
GEW-055	11/17/14	51.2	48.5	0.2	0.1	125	-0.7
GEW-055	11/25/14	50.3	45.1	0	4.6	119.9	-0.84
GEW-055	12/05/14	52.6	42.6	0	4.8	116.5	-0.04
GEW-055	12/09/14	52.1	41.9	0	6	111.1	-0.12
GEW-055	12/09/14	53.1	40.3	0	6.6	111.1	-0.15
GEW-055	12/15/14	51.2	42.4	0	6.4	118.6	0.12
GEW-055	12/15/14	51.5	42.5	0	6	121.2	-0.03
GEW-055	12/22/14	52.2	47.7	0	0.1	118	-1.4
GEW-055	12/29/14	51.6	40.5	0.1	7.8	124.1	-2.23
GEW-055	12/29/14	52.2	41.3	0.1	6.4	122.5	-1.62
GEW-055	01/13/15	48.9	43.4	0	7.7	122.1	-0.74
GEW-055	01/16/15	51.1	42.7	0	6.2	122.6	-0.69
GEW-055	01/16/15	51.4	41.7	0	6.9	119.4	-0.47
GEW-055	01/19/15	51.7	42.4	0	5.9	119.9	-0.2
GEW-055	01/19/15	51.8	42.4	0	5.8	119.4	-0.15
GEW-055	01/26/15	52.1	43.7	0	4.2	118.9	0.68
GEW-055	01/26/15	52.2	43.3	0	4.5	123.4	0.43
GEW-055	02/02/15	51.5	43.2	0	5.3	122.6	-0.85
GEW-055	02/09/15	50.9	43.9	0	5.2	121.8	-1.36
GEW-055	02/14/15	51	44.5	0	4.5	121.8	-1.72
GEW-055	02/14/15	51.3	43.6	0	5.1	118.4	-1.48
GEW-055	02/20/15	51.9	40.2	0	7.9	120.2	-0.22
GEW-055	02/24/15	51.8	42.2	0	6	119.3	0.01
GEW-055	02/24/15	52.2	41.5	0	6.3	119.1	-0.05
GEW-055	03/02/15	51.6	41.4	0	7	121.5	-0.57
GEW-055	03/09/15	52.1	44.7	0	3.2	122.1	-0.28
GEW-055	03/10/15	51.8	43.2	0	5	122.2	-0.14
GEW-055	03/10/15	52.5	42.2	0	5.3	122.2	-0.13
GEW-055	03/16/15	52.1	43.6	0	4.3	124.3	0.34
GEW-055	03/16/15	52.1	43.2	0	4.7	126.6	0.15
GEW-055	03/27/15	52.8	42	0	5.2	123.2	-1.01
GEW-055	03/27/15	52.7	42.8	0	4.5	120.7	-0.84
GEW-055	04/01/15	51.8	41.9	0	6.3	122.6	0.27
GEW-055	04/01/15	51.5	43	0	5.5	124.6	0.14
GEW-055	04/10/15	52.9	42.8	0	4.3	123.4	-0.65
GEW-055	04/10/15	53.6	41.8	0	4.6	120.4	-0.44
GEW-055	04/16/15	53	43.8	0	3.2	121	0.2
GEW-055	04/16/15	53.4	43.3	0	3.3	123	0
GEW-055	04/22/15	53.1	43.6	0	3.3	124.9	-0.89

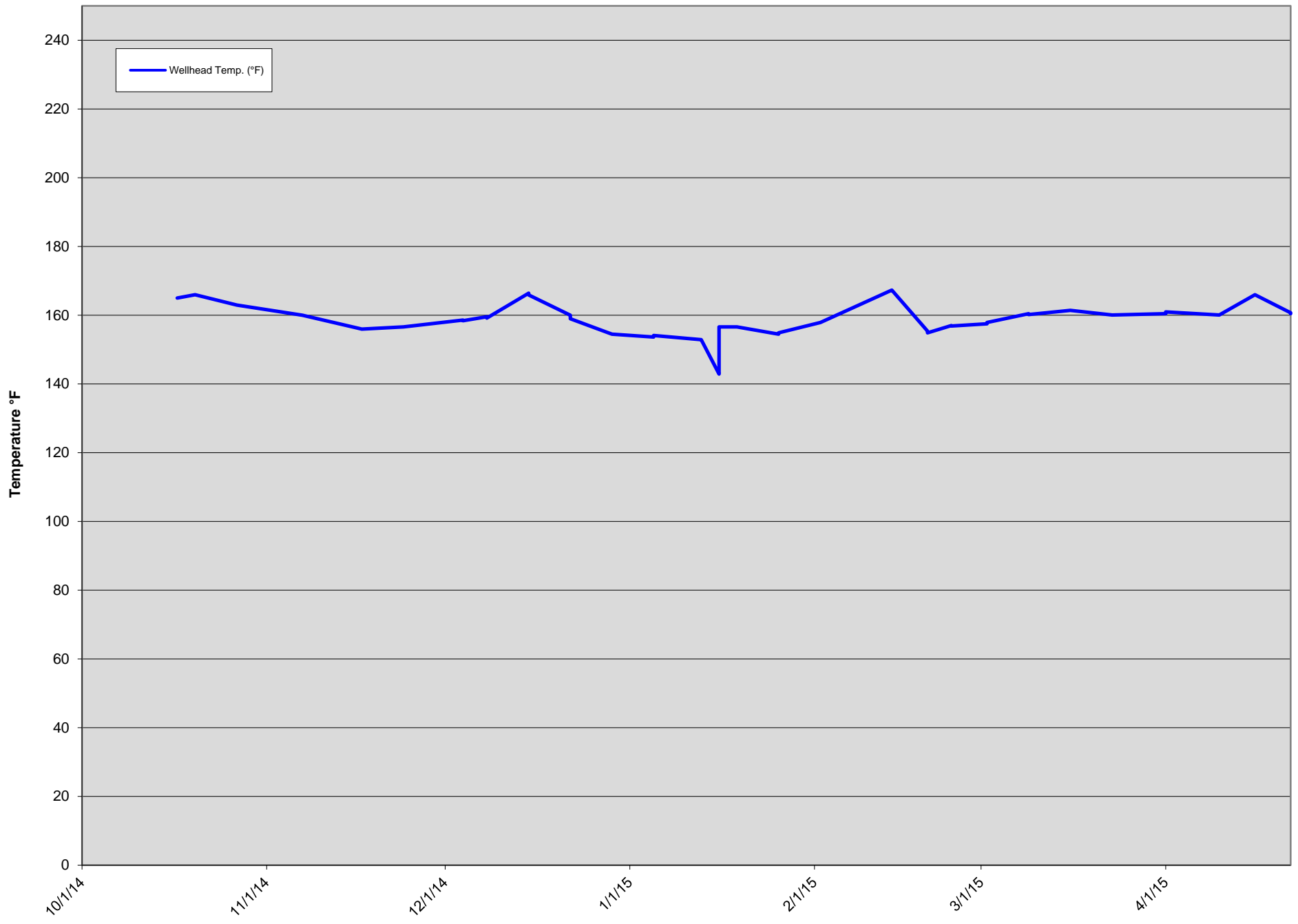
GEW-055 Wellhead Temperatures



GEW ID#	Reading Date	CH4 (% Vol.)	CO2 (% Vol.)	Oxygen (% Vol.)	Balance (% Vol.)	Wellhead Temp. (°F)	Initial Static Pressure (In W.C.)
GEW-056R	10/17/14	17.3	66.4	0	16.3	165	-2
GEW-056R	10/17/14	17.3	66.4	0	16.3	165	-2
GEW-056R	10/20/14	17.7	67.3	0	15	166	-2
GEW-056R	10/20/14	17.5	67.1	0	15.4	166	-1.9
GEW-056R	10/27/14	21.9	65.4	0	12.7	163	-5.5
GEW-056R	11/07/14	20.2	61	0	18.8	160	-8.5
GEW-056R	11/07/14	20.8	59.6	0	19.6	160	-8.3
GEW-056R	11/17/14	18.4	64.2	0	17.4	156	-8.9
GEW-056R	11/24/14	17.4	51.8	0	30.8	156.6	-9.65
GEW-056R	11/24/14	17.2	53	0	29.8	156.6	-9.22
GEW-056R	12/04/14	13.3	58.6	0	28.1	158.6	-6.47
GEW-056R	12/04/14	18.1	56.7	0	25.2	158.4	-5.98
GEW-056R	12/08/14	18.9	53.3	0	27.8	159.6	-6.11
GEW-056R	12/08/14	17.9	50.5	0	31.6	159.2	-4.8
GEW-056R	12/15/14	15.4	64.3	0.1	20.2	166.4	-1.77
GEW-056R	12/15/14	15.7	63	0.2	21.1	165.9	-1.69
GEW-056R	12/22/14	19.1	54.5	0.1	26.3	160	-15.4
GEW-056R	12/22/14	19.3	53.6	0.1	27	159	-14.7
GEW-056R	12/29/14	14.6	43.4	0.6	41.4	154.5	-17.16
GEW-056R	12/29/14	14.1	44.8	0.7	40.4	154.5	-16.67
GEW-056R	01/05/15	16.2	46.2	0.3	37.3	153.7	-17.09
GEW-056R	01/05/15	16	48.2	0.3	35.5	154.1	-17.09
GEW-056R	01/13/15	28.4	30.5	0.3	40.8	152.9	-18.35
GEW-056R	01/13/15	20.8	41.6	0.1	37.5	152.9	-18.41
GEW-056R	01/16/15	17.4	50.4	0	32.2	142.9	0.62
GEW-056R	01/16/15	17.1	51.3	0.1	31.5	156.6	-11.66
GEW-056R	01/19/15	20.2	51.1	0	28.7	156.6	-11.72
GEW-056R	01/19/15	20.1	50.4	0.1	29.4	156.6	-10.81
GEW-056R	01/26/15	21.2	50.8	0.3	27.7	154.5	-12.27
GEW-056R	01/26/15	21.6	52.6	0.1	25.7	154.9	-12.27
GEW-056R	02/02/15	18	45.8	0.1	36.1	157.9	-7.68
GEW-056R	02/02/15	17.7	49.1	0.1	33.1	157.9	-8.17
GEW-056R	02/14/15	12.8	53.1	0	34.1	167.3	-12.7
GEW-056R	02/14/15	13.5	51.1	0	35.4	167.3	-12.15
GEW-056R	02/20/15	13.7	43.4	1.2	41.7	155.4	-13.68
GEW-056R	02/20/15	13.5	41.4	1.3	43.8	154.9	-12.15
GEW-056R	02/24/15	14.6	36.8	1.3	47.3	157	-13.68
GEW-056R	02/24/15	14.6	34	1.4	50	156.9	-12.7
GEW-056R	03/02/15	17.9	40.4	0.8	40.9	157.5	-9.77
GEW-056R	03/02/15	17.3	40.7	0.8	41.2	157.9	-9.22
GEW-056R	03/09/15	17.5	45.6	0.4	36.5	160.5	-5.86
GEW-056R	03/09/15	17.7	43.2	0.5	38.6	160.2	-5.86
GEW-056R	03/16/15	20	44.6	0.6	34.8	161.4	-5.19
GEW-056R	03/16/15	19	45.2	0.7	35.1	161.4	-4.88
GEW-056R	03/23/15	17.8	43	0.6	38.6	160.1	-6.04
GEW-056R	03/23/15	17.3	45.2	0.6	36.9	160.1	-5.98
GEW-056R	04/01/15	15.7	48.2	0.5	35.6	160.5	-5.25
GEW-056R	04/01/15	16.6	45.4	0.6	37.4	161	-5.43

GEW ID#	Reading Date	CH4 (% Vol.)	CO2 (% Vol.)	Oxygen (% Vol.)	Balance (% Vol.)	Wellhead Temp. (°F)	Initial Static Pressure (In W.C.)
GEW-056R	04/10/15	16.2	45.4	0.4	38	160.1	-6.35
GEW-056R	04/10/15	16.4	41.5	0.5	41.6	160.1	-5.92
GEW-056R	04/16/15	18.4	51.8	0	29.8	166	-3.4
GEW-056R	04/16/15	18.7	50.4	0	30.9	166	-3.4
GEW-056R	04/22/15	16.5	43.9	0.2	39.4	160.7	-4.07
GEW-056R	04/22/15	16.4	44.7	0.1	38.8	160.5	-3.73

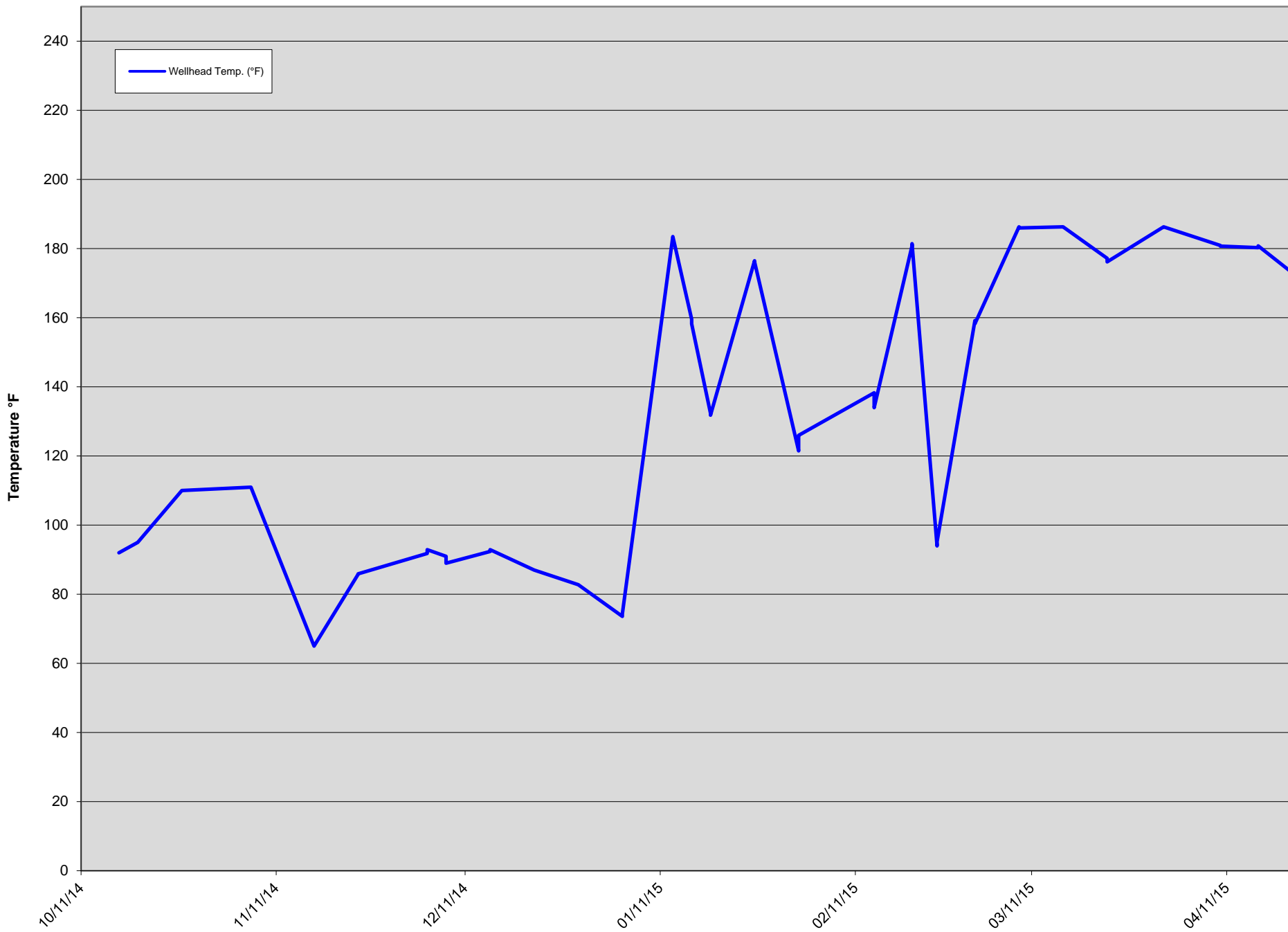
GEW-056R Wellhead Temperatures



GEW ID#	Reading Date	CH4 (% Vol.)	CO2 (% Vol.)	Oxygen (% Vol.)	Balance (% Vol.)	Wellhead Temp. (°F)	Initial Static Pressure (In W.C.)
GEW-109	10/17/14	2.1	64.7	0	33.2	92	-1.5
GEW-109	10/17/14	2.1	64.7	0	33.2	92	-1.5
GEW-109	10/20/14	2.1	61.7	0.5	35.7	95	-1.4
GEW-109	10/27/14	2.7	63.3	0	34	110	-3.1
GEW-109	11/07/14	1.3	59.5	1	38.2	111	-15.7
GEW-109	11/07/14	1.4	62.9	0.4	35.3	111	-15.9
GEW-109	11/17/14	1.8	63.8	1.7	32.7	65	-16.7
GEW-109	11/24/14	1.6	51.4	1.7	45.3	85.8	-19.41
GEW-109	11/24/14	1.6	54.9	0.8	42.7	85.9	-18.99
GEW-109	12/05/14	1.6	55	1.2	42.2	91.8	-14.65
GEW-109	12/05/14	1.8	56.8	0.5	40.9	92.9	-14.47
GEW-109	12/08/14	1.5	55	1	42.5	91	-15.08
GEW-109	12/08/14	1.1	57.3	0.4	41.2	89	-14.1
GEW-109	12/15/14	2.8	47.6	1.9	47.7	92.4	-14.77
GEW-109	12/15/14	2.1	56.2	0.4	41.3	92.9	-13.61
GEW-109	12/22/14	2	67.6	0.4	30	87	-10.6
GEW-109	12/29/14	1.1	41.8	3.1	54	82.8	-16.18
GEW-109	01/05/15	1.4	47.2	2	49.4	73.6	-15.75
GEW-109	01/05/15	1.4	52	0.9	45.7	74.3	-16.12
GEW-109	01/13/15	4.2	53.8	0	42	183.5	-2.25
GEW-109	01/13/15	3.3	58.7	0	38	183.5	-2.51
GEW-109	01/16/15	1.1	58.7	0	40.2	159.6	-8.24
GEW-109	01/16/15	0.8	57.3	0.2	41.7	158.2	-6.29
GEW-109	01/19/15	1.5	57.4	0.4	40.7	132.4	-16.18
GEW-109	01/19/15	0.9	52.2	0.9	46	131.8	-16.67
GEW-109	01/26/15	0.8	60.2	0.1	38.9	176.5	-19.6
GEW-109	01/26/15	0.8	57.6	0.2	41.4	176.2	-19.54
GEW-109	02/02/15	24.2	63	0	12.8	121.5	2.27
GEW-109	02/02/15	3.1	54.1	0	42.8	126	2.18
GEW-109	02/14/15	1	54.9	1	43.1	138.3	-24.42
GEW-109	02/14/15	1.3	57.4	0.4	40.9	134.6	-22.41
GEW-109	02/14/15	29.3	52.1	0.1	18.5	134	-3.8
GEW-109	02/20/15	2.1	59.4	0.2	38.3	180.8	-23.32
GEW-109	02/20/15	2.9	60.8	0.1	36.2	181.4	-25.34
GEW-109	02/24/15	2	57.1	1.1	39.8	94	-31.26
GEW-109	02/24/15	2	54	1	43	95.2	-31.32
GEW-109	03/02/15	1.9	57	0.4	40.7	159.2	-28.82
GEW-109	03/02/15	1.9	59	0	39.1	158.3	-26.8
GEW-109	03/09/15	3.2	61.4	0.1	35.3	186.3	-17.4
GEW-109	03/09/15	2.9	57.9	0.1	39.1	186	-17.46
GEW-109	03/16/15	2.3	59.5	0.2	38	186.3	-19.11
GEW-109	03/16/15	2.3	60.4	0.3	37	186.3	-18.68
GEW-109	03/23/15	2.8	58.1	1	38.1	177.2	-24.05
GEW-109	03/23/15	2.7	58.7	0.9	37.7	176.2	-23.08
GEW-109	04/01/15	1.6	52.4	0.3	45.7	186.3	-19.17
GEW-109	04/01/15	3.2	59.1	0.3	37.4	186.3	-19.54
GEW-109	04/10/15	1.6	58.1	0.3	40	180.9	-27.29
GEW-109	04/10/15	1.8	59.9	0.2	38.1	180.7	-26.86

GEW ID#	Reading Date	CH4 (% Vol.)	CO2 (% Vol.)	Oxygen (% Vol.)	Balance (% Vol.)	Wellhead Temp. (°F)	Initial Static Pressure (In W.C.)
GEW-109	04/16/15	2.1	56.5	0.2	41.2	180.3	-23.32
GEW-109	04/16/15	1.6	54.2	0.3	43.9	180.8	-22.89
GEW-109	04/22/15	2.5	58.9	0	38.6	172.2	-23.48
GEW-109	04/22/15	2.3	58.3	0	39.4	172.7	-23.41

GEW-109 Wellhead Temperatures



GEW ID#	Reading Date	CH4 (% Vol.)	CO2 (% Vol.)	Oxygen (% Vol.)	Balance (% Vol.)	Wellhead Temp. (°F)	Initial Static Pressure (In W.C.)
GEW-110	10/17/14	1.4	19.6	14.7	64.3	66	-21.6
GEW-110	10/17/14	1.4	19.6	14.7	64.3	66	-21.6
GEW-110	10/20/14	0.8	17	14	68.2	67	-21.6
GEW-110	10/20/14	0.9	18.3	14.6	66.2	67	-21.7
GEW-110	10/27/14	0.4	21.3	14.2	64.1	88	-22.9
GEW-110	11/07/14	1.2	13.1	17.9	67.8	61	-21.1
GEW-110	11/07/14	0.8	7.7	19.9	71.6	62	-21.1
GEW-110	11/17/14	0.5	11.5	19.2	68.8	28	-21.1
GEW-110	11/24/14	3.8	32.4	8	55.8	42.5	-22.89
GEW-110	11/24/14	2.8	37.6	7	52.6	43.1	-22.77
GEW-110	12/04/14	3.1	38.3	10.2	48.4	45.2	-18.25
GEW-110	12/04/14	1.8	34.8	10.3	53.1	42.8	-18.13
GEW-110	12/08/14	2.1	31.8	10.5	55.6	65.4	-19.84
GEW-110	12/08/14	1.8	29.4	11.1	57.7	66.2	-19.9
GEW-110	12/15/14	3.6	57.6	0	38.8	75.7	-0.29
GEW-110	12/22/14	2	69	0.6	28.4	109	-19.1
GEW-110	12/29/14	3.5	56.3	0	40.2	157.5	-23.02
GEW-110	12/29/14	2.7	57	0.1	40.2	157	-23.02
GEW-110	01/05/15	2.5	28.1	11	58.4	32.1	-23.93
GEW-110	01/05/15	1.7	27.2	10.8	60.3	32.5	-23.99
GEW-110	01/13/15	6	37.8	10.2	46	32.5	-24.88
GEW-110	01/13/15	3.2	33.2	10.4	53.2	34.4	-24.45
GEW-110	01/26/15	2.2	20	14.2	63.6	60.2	-23.81
GEW-110	01/26/15	2.2	20.1	13.6	64.1	63.5	-23.44
GEW-110	02/02/15	4.8	29.7	12.4	53.1	46.9	-13.84
GEW-110	02/14/15	13.7	53.5	0	32.8	175.7	-23.44
GEW-110	02/14/15	13.4	54.9	0	31.7	172.7	-12.76
GEW-110	02/20/15	16.1	48.4	1.3	34.2	172.7	-12.21
GEW-110	02/20/15	15.8	48.7	1.3	34.2	172.2	-12.09
GEW-110	02/26/15	23.2	51	0.1	25.7	156.6	-22.44
GEW-110	02/26/15	22.5	51.8	0.2	25.5	156	-20.98
GEW-110	03/02/15	26.5	49.9	0	23.6	168.3	-19.05
GEW-110	03/02/15	25.9	51.1	0	23	169	-23.87
GEW-110	03/09/15	2.1	54.8	1.4	41.7	126.3	-14.16
GEW-110	03/09/15	0.7	55.6	2.2	41.5	129.6	-17.03
GEW-110	03/16/15	1.2	15.7	13.9	69.2	92.4	-18.68
GEW-110	03/16/15	1.2	16.1	13.6	69.1	93.2	-18.62
GEW-110	03/23/15	1.5	15.9	16.9	65.7	70.9	-23.5
GEW-110	03/23/15	1.3	14.7	16.6	67.4	71.2	-23.08
GEW-110	04/01/15	8.3	54.5	0.8	36.4	146	-24.42
GEW-110	04/01/15	7.1	56.8	0.9	35.2	146.6	-23.99
GEW-110	04/10/15	16.7	44.8	1.8	36.7	166.9	-22.41
GEW-110	04/10/15	17.1	42.1	2	38.8	167.3	-22.47
GEW-110	04/16/15	24.3	54.3	0.4	21	160	-24.1
GEW-110	04/16/15	24.2	54.5	0.4	20.9	160	-24
GEW-110	04/22/15	7.6	33.6	4.6	54.2	168.3	-19.45
GEW-110	04/22/15	9.4	35.4	4.6	50.6	168.3	-19.51

GEW-110 Wellhead Temperatures

