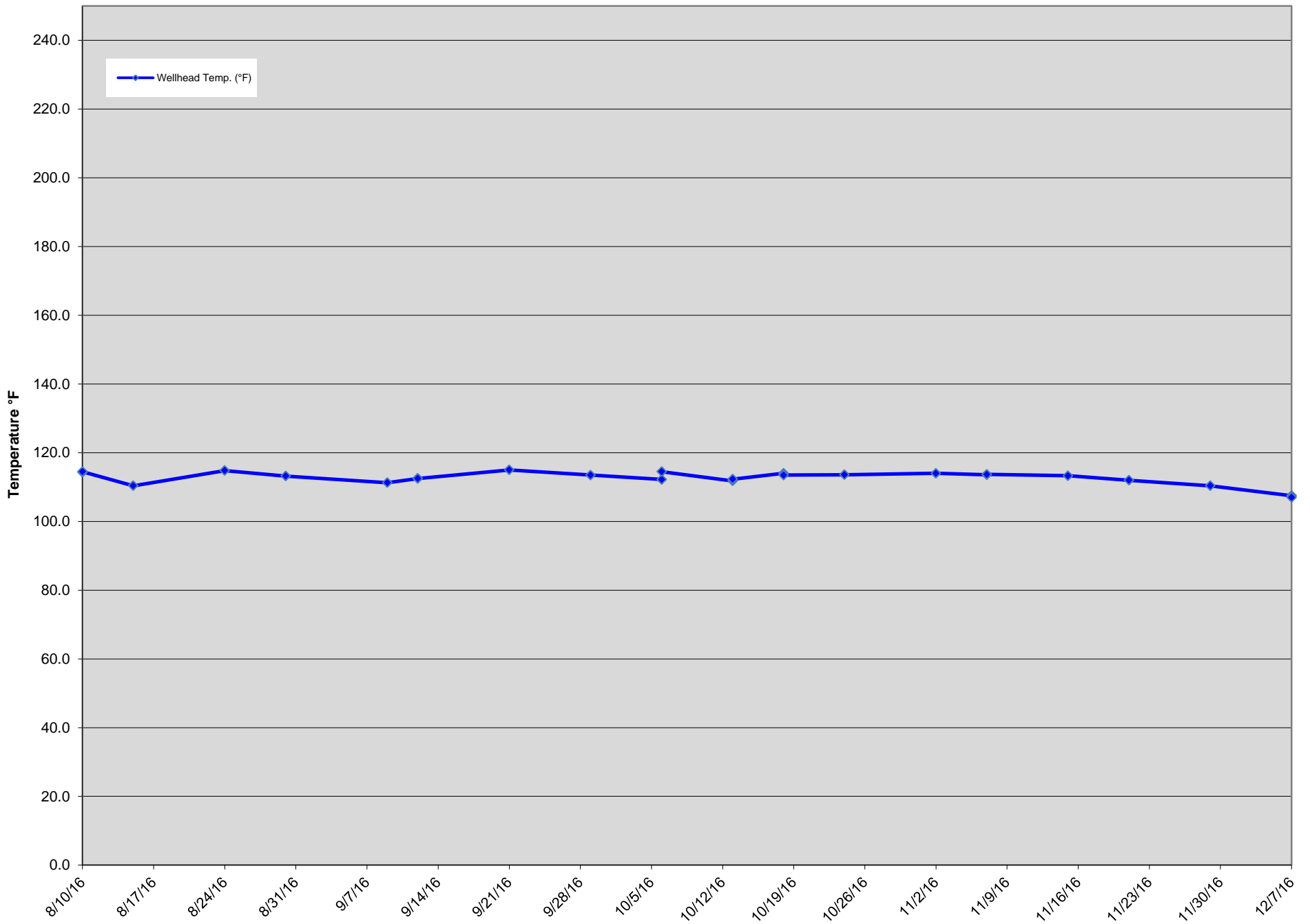


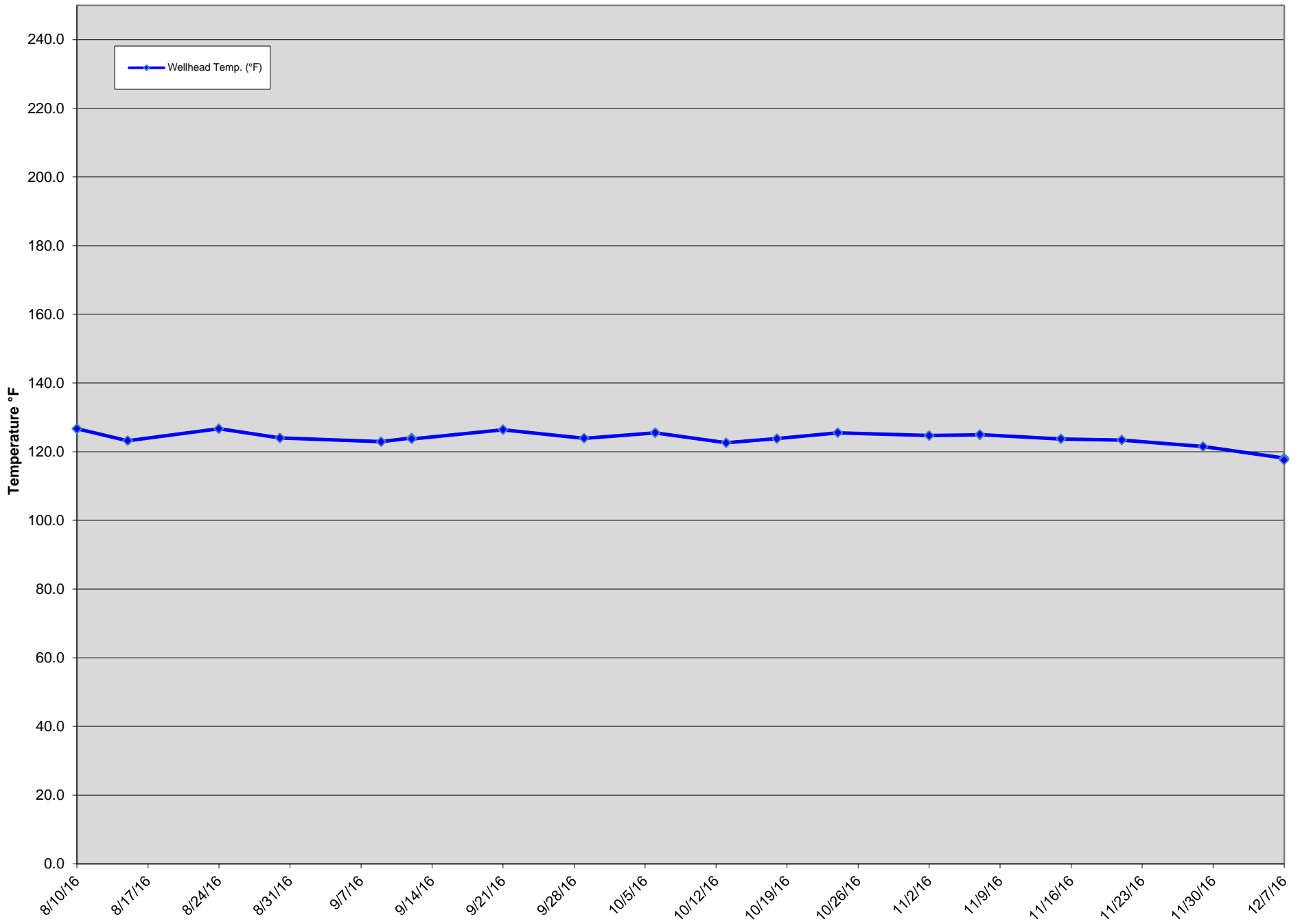
GEW ID#	Reading Date	CH4 (% Vol.)	CO2 (% Vol.)	Oxygen (% Vol.)	Balance (% Vol.)	Wellhead Temp. (°F)	Initial Static Pressure (In W.C.)
GEW-008	08/10/16	50.4	44.9	0.2	4.5	114.3	-0.2
GEW-008	08/10/16	50.6	45.3	0.2	3.9	114.5	-0.2
GEW-008	08/15/16	51.0	42.6	0.1	6.3	110.4	-0.3
GEW-008	08/24/16	52.0	43.2	0.4	4.4	114.8	-0.2
GEW-008	08/30/16	51.0	44.1	0.3	4.6	113.2	-0.4
GEW-008	09/09/16	52.1	44.0	0.0	3.9	111.3	-0.5
GEW-008	09/12/16	50.9	44.2	0.1	4.8	112.5	-0.4
GEW-008	09/12/16	51.6	43.6	0.1	4.7	112.5	-0.4
GEW-008	09/21/16	52.6	42.4	0.1	4.9	115.0	-0.4
GEW-008	09/29/16	53.2	42.4	0.0	4.4	113.5	-0.6
GEW-008	10/06/16	52.6	43.0	0.0	4.4	112.2	-0.1
GEW-008	10/06/16	53.6	42.7	0.1	3.6	114.5	-0.3
GEW-008	10/13/16	54.7	40.8	0.0	4.5	111.8	-0.6
GEW-008	10/13/16	53.0	42.8	0.0	4.2	112.3	-0.8
GEW-008	10/18/16	52.1	41.1	0.0	6.8	114.0	-1.5
GEW-008	10/18/16	51.8	42.1	0.0	6.1	113.5	-1.5
GEW-008	10/24/16	53.0	40.1	0.0	6.9	113.6	-0.3
GEW-008	11/02/16	52.3	40.7	0.1	6.9	114.0	-0.4
GEW-008	11/07/16	53.3	41.5	0.0	5.2	113.6	-0.4
GEW-008	11/07/16	53.9	41.9	0.0	4.2	113.7	-0.4
GEW-008	11/15/16	53.0	40.5	0.0	6.5	113.3	-0.4
GEW-008	11/21/16	55.7	40.0	0.0	4.3	112.0	-0.4
GEW-008	11/29/16	53.6	41.9	0.0	4.5	110.4	-0.3
GEW-008	12/07/16	54.1	41.1	0.0	4.8	107.5	-0.6
GEW-008	12/07/16	54.4	42.3	0.0	3.3	107.0	-0.6

GEW-008 Wellhead Temperatures



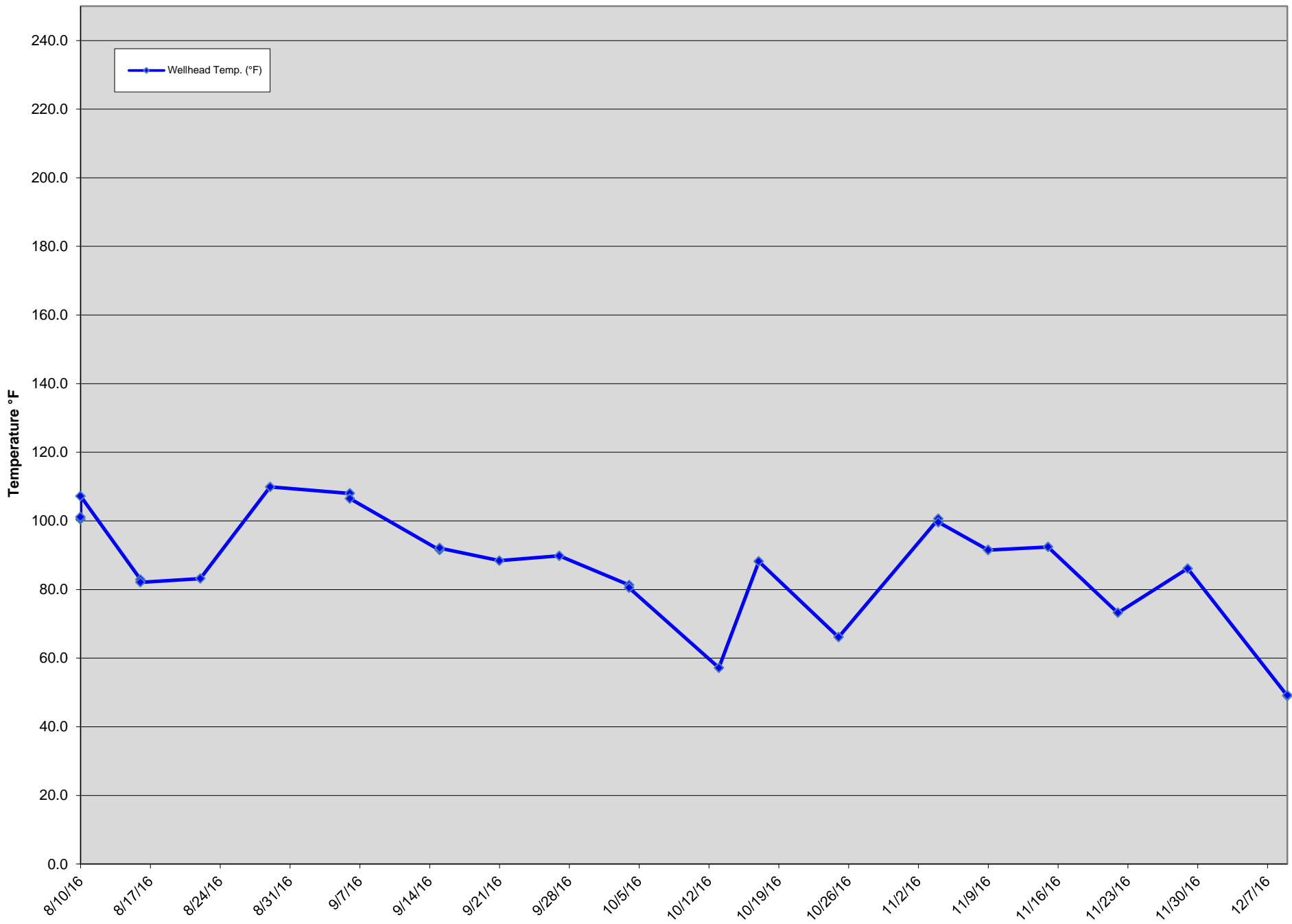
GEW ID#	Reading Date	CH4 (% Vol.)	CO2 (% Vol.)	Oxygen (% Vol.)	Balance (% Vol.)	Wellhead Temp. (°F)	Initial Static Pressure (In W.C.)
GEW-009	08/10/16	52.5	42.6	0.2	4.7	126.7	-0.1
GEW-009	08/10/16	53.0	42.9	0.2	3.9	126.7	-0.1
GEW-009	08/15/16	52.8	41.6	0.1	5.5	123.2	-0.2
GEW-009	08/24/16	52.4	41.7	0.4	5.5	126.7	-0.1
GEW-009	08/30/16	51.5	42.6	0.3	5.6	124.0	-0.2
GEW-009	09/09/16	53.2	42.6	0.0	4.2	122.9	-0.2
GEW-009	09/12/16	51.7	42.6	0.1	5.6	124.0	-0.2
GEW-009	09/12/16	52.0	41.6	0.1	6.3	123.7	-0.2
GEW-009	09/21/16	50.2	41.4	0.1	8.3	126.4	-0.2
GEW-009	09/29/16	49.0	42.1	0.0	8.9	123.9	-0.3
GEW-009	10/06/16	49.8	41.1	0.0	9.1	125.5	-0.2
GEW-009	10/06/16	50.2	41.6	0.1	8.1	125.5	-0.2
GEW-009	10/13/16	49.9	42.4	0.0	7.7	122.6	-0.3
GEW-009	10/18/16	49.6	39.7	0.0	10.7	123.8	-0.4
GEW-009	10/24/16	50.3	39.6	0.0	10.1	125.5	-0.3
GEW-009	11/02/16	49.3	39.2	0.1	11.4	124.7	-0.3
GEW-009	11/07/16	49.2	40.6	0.0	10.2	124.9	-0.3
GEW-009	11/07/16	49.9	41.2	0.0	8.9	125.0	-0.3
GEW-009	11/15/16	50.2	39.3	0.0	10.5	123.7	-0.3
GEW-009	11/21/16	49.3	39.8	0.0	10.9	123.4	-0.2
GEW-009	11/29/16	49.3	41.5	0.0	9.2	121.5	-0.2
GEW-009	12/07/16	47.8	39.4	0.0	12.8	118.1	-0.4
GEW-009	12/07/16	48.4	39.2	0.0	12.4	117.6	-0.5

GEW-009 Wellhead Temperatures



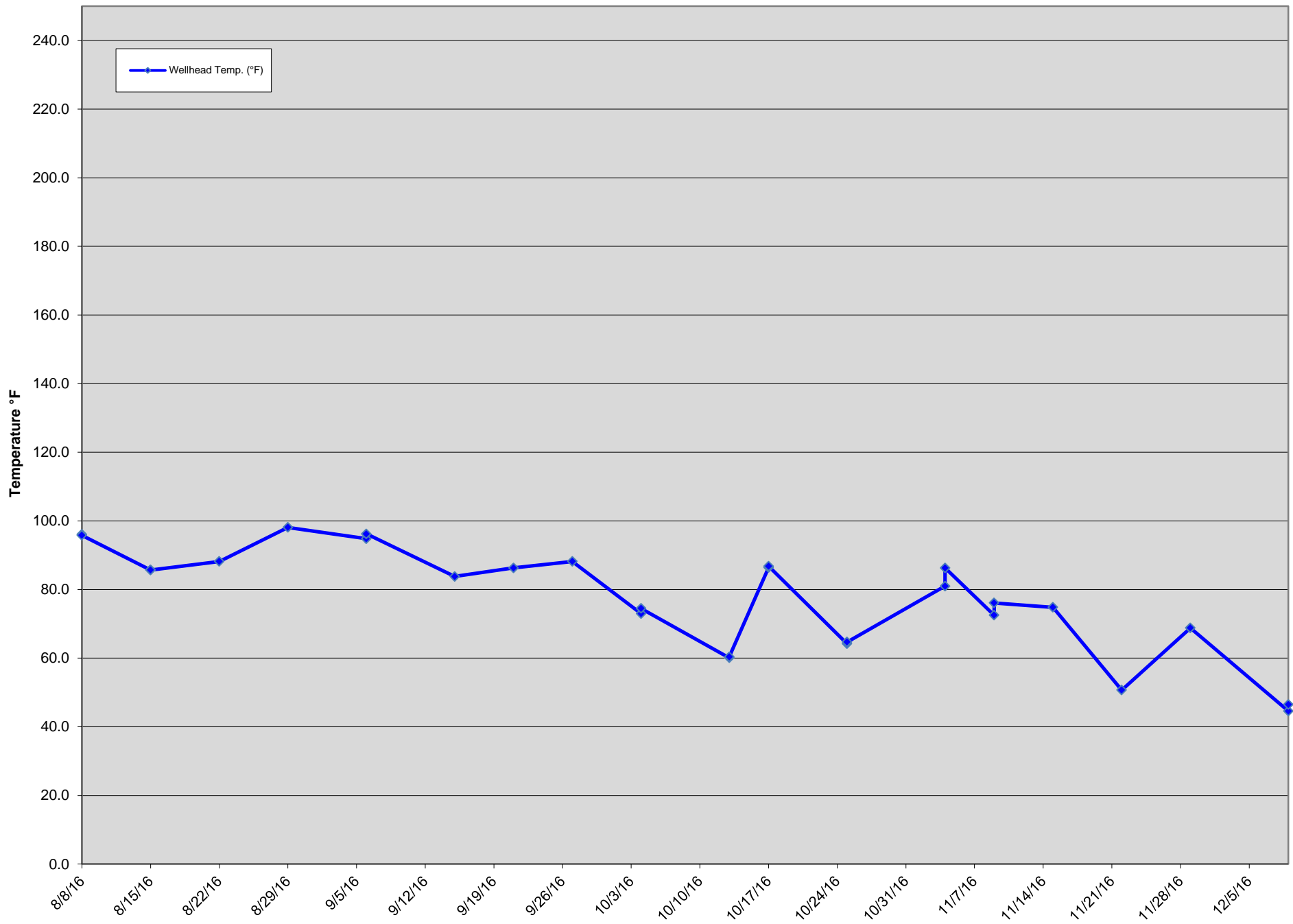
GEW ID#	Reading Date	CH4 (% Vol.)	CO2 (% Vol.)	Oxygen (% Vol.)	Balance (% Vol.)	Wellhead Temp. (°F)	Initial Static Pressure (In W.C.)
GEW-010	08/10/16	48.7	43.0	1.2	7.1	100.5	-5.3
GEW-010	08/10/16	48.6	42.7	1.2	7.5	101.1	-5.3
GEW-010	08/10/16	44.2	45.9	1.4	8.5	107.2	-5.3
GEW-010	08/16/16	43.0	41.0	3.0	13.0	82.9	-6.7
GEW-010	08/16/16	43.9	39.6	2.9	13.6	82.1	-4.9
GEW-010	08/22/16	57.2	39.9	0.2	2.7	83.2	-1.0
GEW-010	08/29/16	58.3	40.5	0.5	0.7	109.9	-0.9
GEW-010	09/06/16	57.6	38.8	0.1	3.5	108.0	-0.4
GEW-010	09/06/16	55.4	44.2	0.1	0.3	106.5	-0.2
GEW-010	09/15/16	59.4	40.3	0.3	0.0	91.5	-0.5
GEW-010	09/15/16	59.1	40.6	0.3	0.0	92.1	-0.5
GEW-010	09/21/16	54.9	44.6	0.2	0.3	88.4	-0.3
GEW-010	09/27/16	54.6	44.5	0.1	0.8	89.8	-0.1
GEW-010	10/04/16	55.6	40.7	0.1	3.6	81.3	-1.8
GEW-010	10/04/16	56.1	40.2	0.1	3.6	80.5	-1.8
GEW-010	10/13/16	42.9	45.4	1.5	10.2	57.2	-1.4
GEW-010	10/17/16	39.5	36.1	0.3	24.1	88.2	-1.2
GEW-010	10/25/16	52.9	42.9	0.3	3.9	66.1	-1.2
GEW-010	11/04/16	40.4	47.8	1.8	10.0	100.6	-18.3
GEW-010	11/04/16	39.4	47.7	0.9	12.0	99.6	-16.4
GEW-010	11/09/16	43.5	48.0	0.3	8.2	91.5	-13.8
GEW-010	11/09/16	44.9	46.0	0.4	8.7	91.5	-13.8
GEW-010	11/15/16	44.3	46.6	0.1	9.0	92.4	-14.3
GEW-010	11/22/16	41.1	52.4	0.1	6.4	73.2	-14.3
GEW-010	11/29/16	38.2	55.8	0.0	6.0	86.1	-13.8
GEW-010	12/09/16	43.2	47.0	0.7	9.1	49.0	-14.3
GEW-010	12/09/16	42.6	46.4	0.8	10.2	49.2	-14.3

GEW-010 Wellhead Temperatures



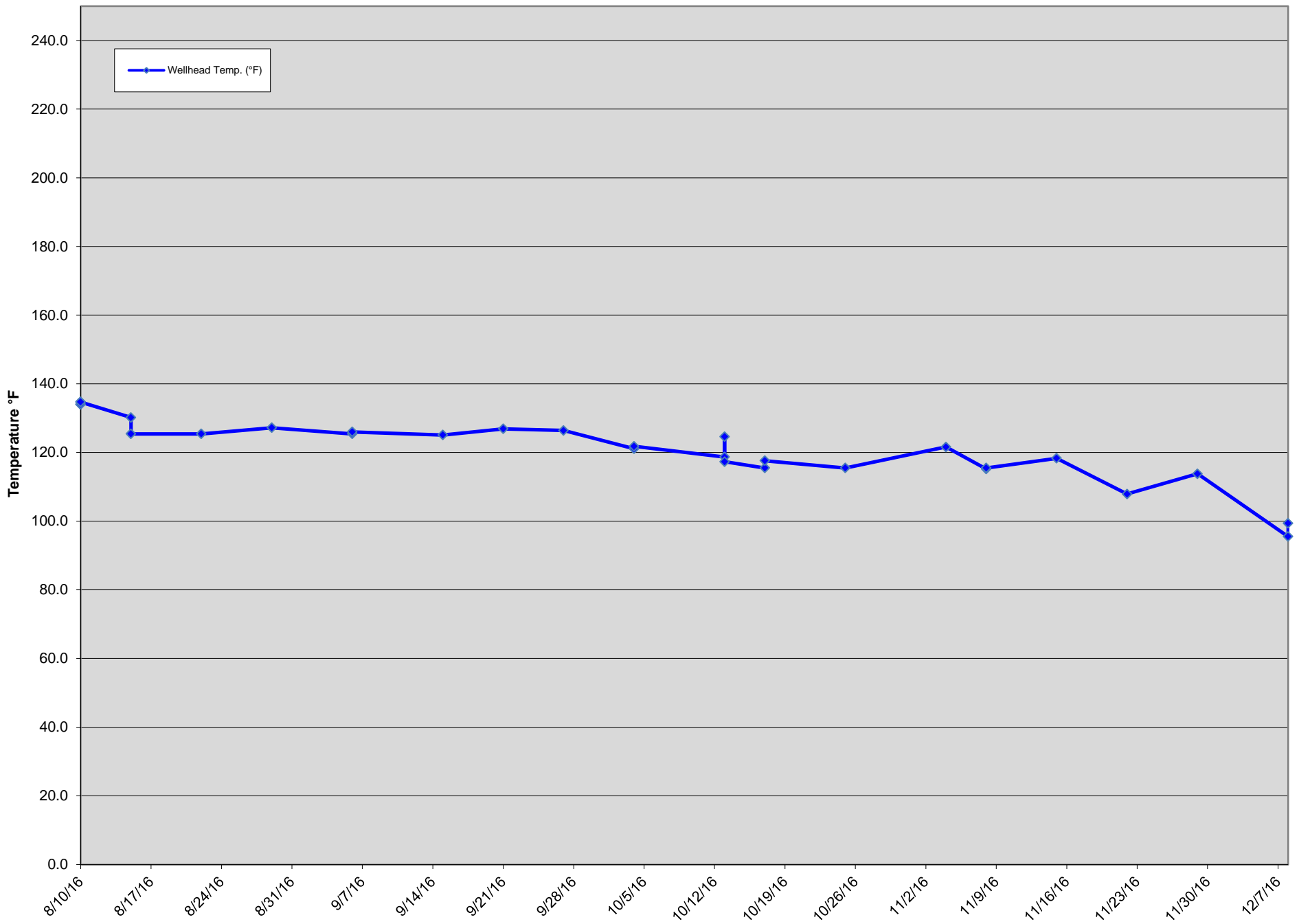
GEW ID#	Reading Date	CH4 (% Vol.)	CO2 (% Vol.)	Oxygen (% Vol.)	Balance (% Vol.)	Wellhead Temp. (°F)	Initial Static Pressure (In W.C.)
GEW-038	08/08/16	0.9	52.1	4.2	42.8	96.1	-6.4
GEW-038	08/08/16	0.1	43.6	4.6	51.7	95.8	-5.3
GEW-038	08/15/16	0.6	44.0	6.6	48.8	85.7	-7.2
GEW-038	08/15/16	0.5	56.4	2.7	40.4	85.7	-2.5
GEW-038	08/22/16	0.7	49.3	4.4	45.6	88.2	-2.6
GEW-038	08/29/16	0.6	53.7	2.6	43.1	98.1	-1.4
GEW-038	09/06/16	0.9	58.0	2.3	38.8	94.8	-0.2
GEW-038	09/06/16	0.7	56.4	1.5	41.4	96.2	-0.1
GEW-038	09/15/16	1.9	51.7	4.7	41.7	83.8	-4.0
GEW-038	09/21/16	3.0	56.9	2.8	37.3	86.3	-1.8
GEW-038	09/27/16	6.0	53.8	2.5	37.7	88.2	-7.7
GEW-038	10/04/16	9.5	51.8	1.1	37.6	73.0	-3.6
GEW-038	10/04/16	8.5	53.3	1.0	37.2	74.5	-3.3
GEW-038	10/13/16	4.1	39.5	8.2	48.2	60.1	-1.4
GEW-038	10/13/16	4.6	42.8	7.1	45.5	60.4	-1.5
GEW-038	10/17/16	3.3	47.7	5.5	43.5	86.4	-1.1
GEW-038	10/17/16	3.1	49.3	5.8	41.8	86.8	-1.0
GEW-038	10/25/16	4.4	45.5	6.0	44.1	64.2	-1.7
GEW-038	10/25/16	5.0	53.1	3.5	38.4	64.7	-8.4
GEW-038	11/04/16	9.7	44.3	6.7	39.3	81.0	-9.6
GEW-038	11/04/16	10.0	41.3	6.4	42.3	86.3	-9.4
GEW-038	11/09/16	9.2	42.0	5.8	43.0	72.5	-11.8
GEW-038	11/09/16	9.8	42.1	5.9	42.2	76.1	-11.7
GEW-038	11/15/16	11.2	52.4	0.4	36.0	74.8	-7.8
GEW-038	11/22/16	11.1	54.4	0.3	34.2	50.7	-8.9
GEW-038	11/29/16	11.8	49.7	0.7	37.8	68.8	-7.5
GEW-038	12/09/16	9.8	44.0	4.2	42.0	44.6	-8.6
GEW-038	12/09/16	9.3	45.9	4.2	40.6	46.5	-8.9

GEW-038 Wellhead Temperatures



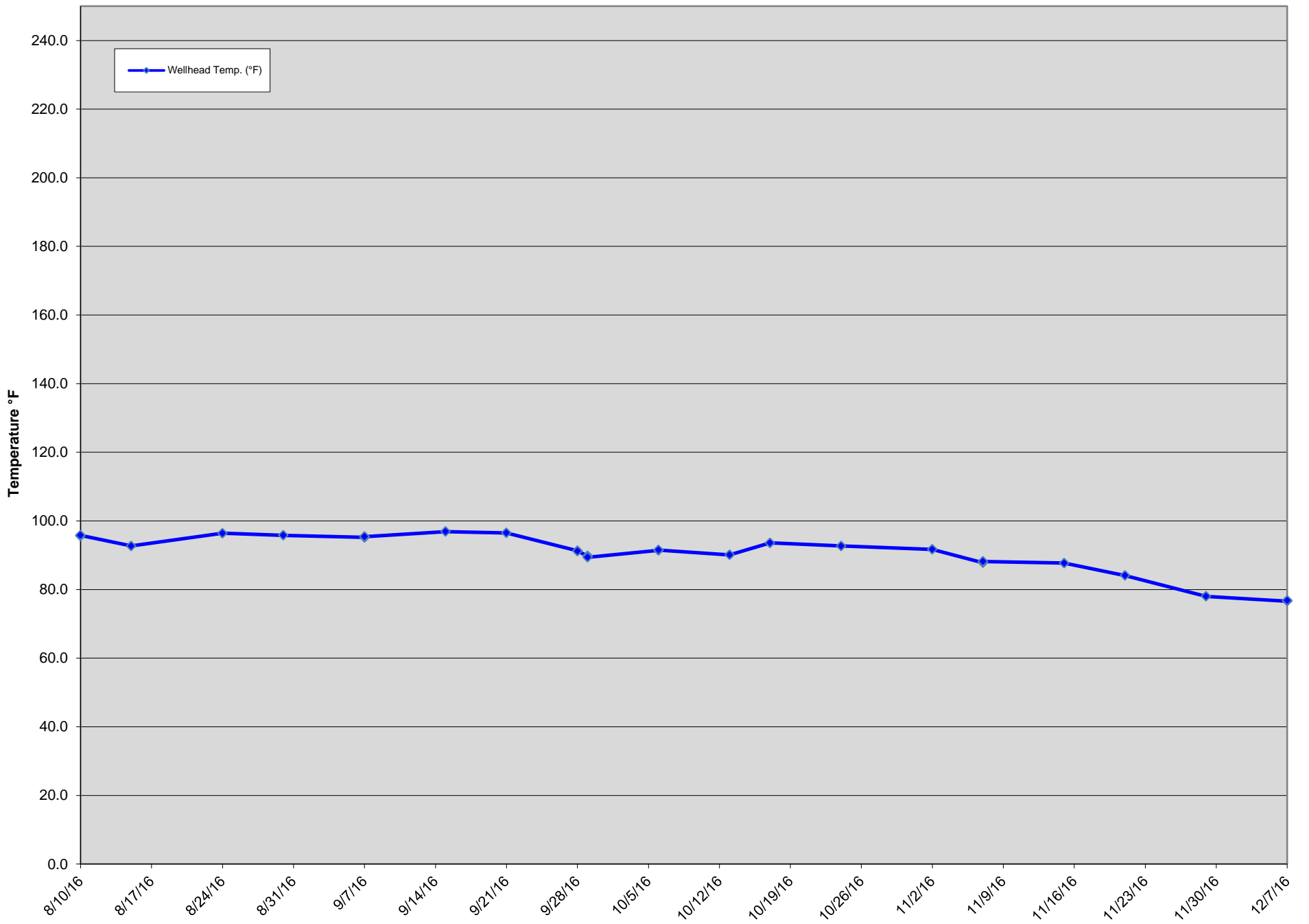
GEW ID#	Reading Date	CH4 (% Vol.)	CO2 (% Vol.)	Oxygen (% Vol.)	Balance (% Vol.)	Wellhead Temp. (°F)	Initial Static Pressure (In W.C.)
GEW-039	08/10/16	24.8	36.5	3.2	35.5	134.0	-5.3
GEW-039	08/10/16	25.0	33.9	3.2	37.9	134.0	-5.3
GEW-039	08/10/16	28.2	37.5	1.4	32.9	134.7	-5.3
GEW-039	08/10/16	26.8	35.3	1.4	36.5	134.7	-4.6
GEW-039	08/15/16	28.4	38.0	1.9	31.7	130.2	-4.1
GEW-039	08/15/16	28.6	38.8	1.7	30.9	125.4	-0.4
GEW-039	08/22/16	43.6	51.9	0.0	4.5	125.4	-0.2
GEW-039	08/29/16	43.0	53.9	0.2	2.9	127.2	-0.3
GEW-039	09/06/16	45.6	53.5	0.4	0.5	125.4	-0.2
GEW-039	09/06/16	45.2	52.3	0.4	2.1	126.0	-0.2
GEW-039	09/15/16	43.2	52.7	0.1	4.0	125.1	-0.3
GEW-039	09/21/16	42.8	51.1	0.2	5.9	126.9	-0.3
GEW-039	09/27/16	41.7	50.8	0.1	7.4	126.4	-0.2
GEW-039	10/04/16	44.4	51.4	0.0	4.2	121.1	-0.3
GEW-039	10/04/16	44.0	51.2	0.0	4.8	121.8	-0.3
GEW-039	10/13/16	39.8	48.9	0.0	11.3	118.7	-1.0
GEW-039	10/13/16	44.1	50.6	0.0	5.3	124.6	-1.1
GEW-039	10/13/16	43.6	43.4	0.0	13.0	117.3	-0.1
GEW-039	10/17/16	39.2	49.9	0.0	10.9	115.5	-0.1
GEW-039	10/17/16	43.4	49.4	0.0	7.2	117.6	-0.2
GEW-039	10/25/16	44.4	50.1	0.0	5.5	115.5	-0.2
GEW-039	11/04/16	43.9	51.4	0.2	4.5	121.6	-0.2
GEW-039	11/08/16	48.5	44.0	0.0	7.5	115.2	-0.2
GEW-039	11/08/16	45.5	50.3	0.0	4.2	115.5	-0.2
GEW-039	11/15/16	45.1	51.3	0.0	3.6	118.3	-0.2
GEW-039	11/22/16	45.0	50.0	0.0	5.0	107.9	-0.2
GEW-039	11/29/16	42.0	49.6	0.0	8.4	113.8	-0.1
GEW-039	12/08/16	45.3	50.5	0.0	4.2	95.5	-0.2
GEW-039	12/08/16	47.9	48.7	0.0	3.4	99.4	-0.2

GEW-039 Wellhead Temperatures



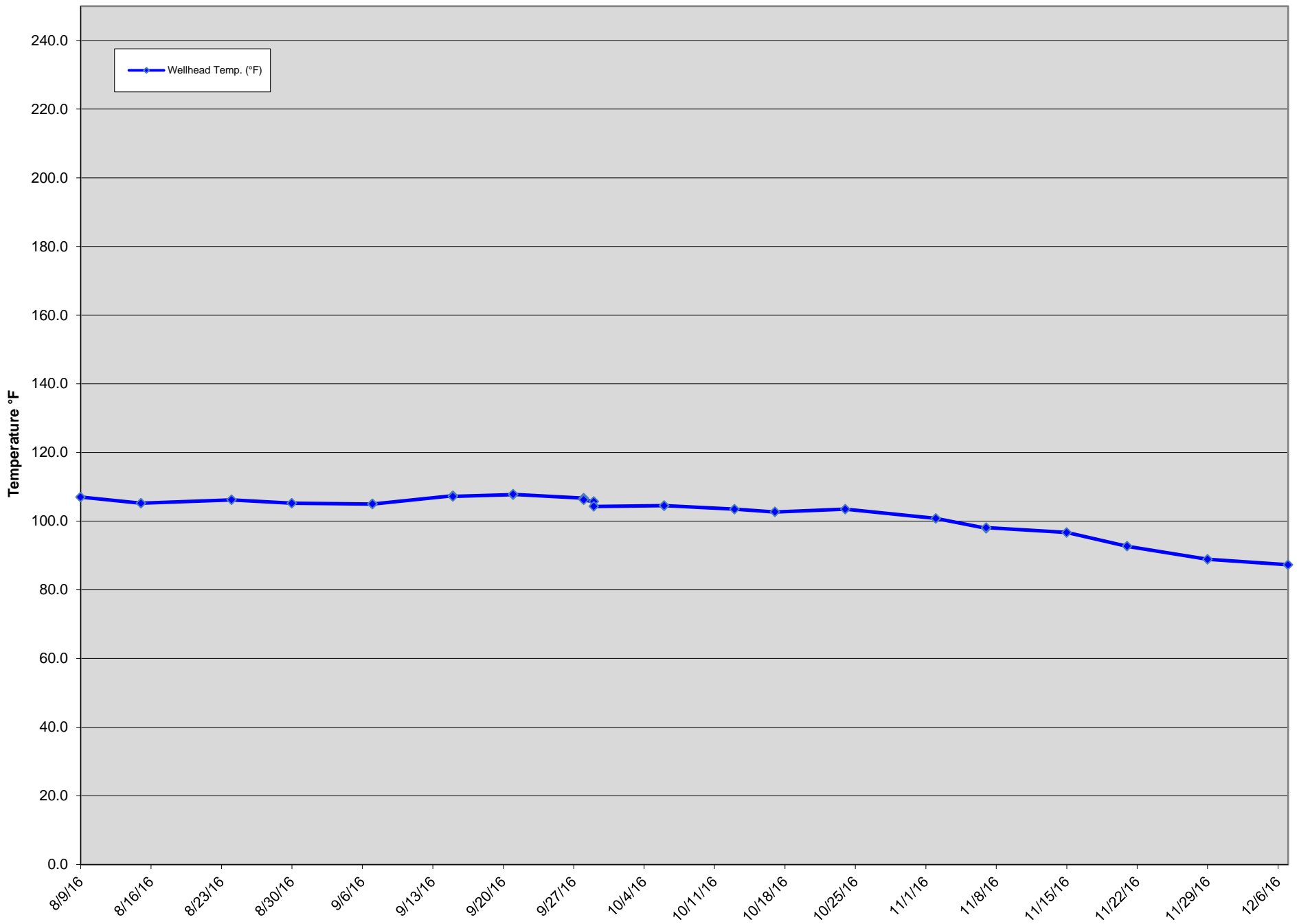
GEW ID#	Reading Date	CH4 (% Vol.)	CO2 (% Vol.)	Oxygen (% Vol.)	Balance (% Vol.)	Wellhead Temp. (°F)	Initial Static Pressure (In W.C.)
GEW-040	08/10/16	57.2	40.7	0.1	2.0	95.6	-0.9
GEW-040	08/10/16	57.6	40.5	0.1	1.8	95.8	-0.8
GEW-040	08/15/16	57.1	39.0	0.0	3.9	92.7	-0.7
GEW-040	08/24/16	57.4	40.2	0.1	2.3	96.4	-0.6
GEW-040	08/30/16	56.5	41.1	0.0	2.4	95.8	-0.7
GEW-040	09/07/16	57.5	41.5	0.0	1.0	95.2	-0.6
GEW-040	09/07/16	57.7	41.0	0.0	1.3	95.4	-0.7
GEW-040	09/15/16	61.3	38.6	0.1	0.0	96.9	-0.7
GEW-040	09/21/16	58.6	40.1	0.2	1.1	96.5	-0.7
GEW-040	09/28/16	55.1	41.6	0.6	2.7	91.3	-0.7
GEW-040	09/28/16	55.2	39.2	0.4	5.2	91.2	-0.6
GEW-040	09/29/16	56.2	39.1	0.0	4.7	89.8	-0.6
GEW-040	09/29/16	57.9	40.0	0.0	2.1	89.4	-0.5
GEW-040	10/06/16	57.4	40.8	0.0	1.8	91.4	-0.4
GEW-040	10/06/16	57.3	41.3	0.1	1.3	91.5	-0.4
GEW-040	10/13/16	59.4	37.9	0.0	2.7	90.1	-0.4
GEW-040	10/17/16	58.0	38.6	0.0	3.4	93.6	-0.1
GEW-040	10/24/16	58.9	38.2	0.1	2.8	92.7	-0.2
GEW-040	11/02/16	56.1	40.4	0.1	3.4	91.7	-0.2
GEW-040	11/07/16	57.4	41.5	0.0	1.1	87.8	-0.3
GEW-040	11/07/16	58.3	40.2	0.0	1.5	88.2	-0.3
GEW-040	11/15/16	58.3	39.7	0.1	1.9	87.7	-0.3
GEW-040	11/21/16	57.2	40.3	0.0	2.5	84.1	-0.3
GEW-040	11/29/16	54.3	43.8	0.0	1.9	78.0	-0.1
GEW-040	12/07/16	57.0	41.5	0.1	1.4	76.6	-0.4
GEW-040	12/07/16	58.1	39.8	0.1	2.0	76.8	-0.3

GEW-040 Wellhead Temperatures



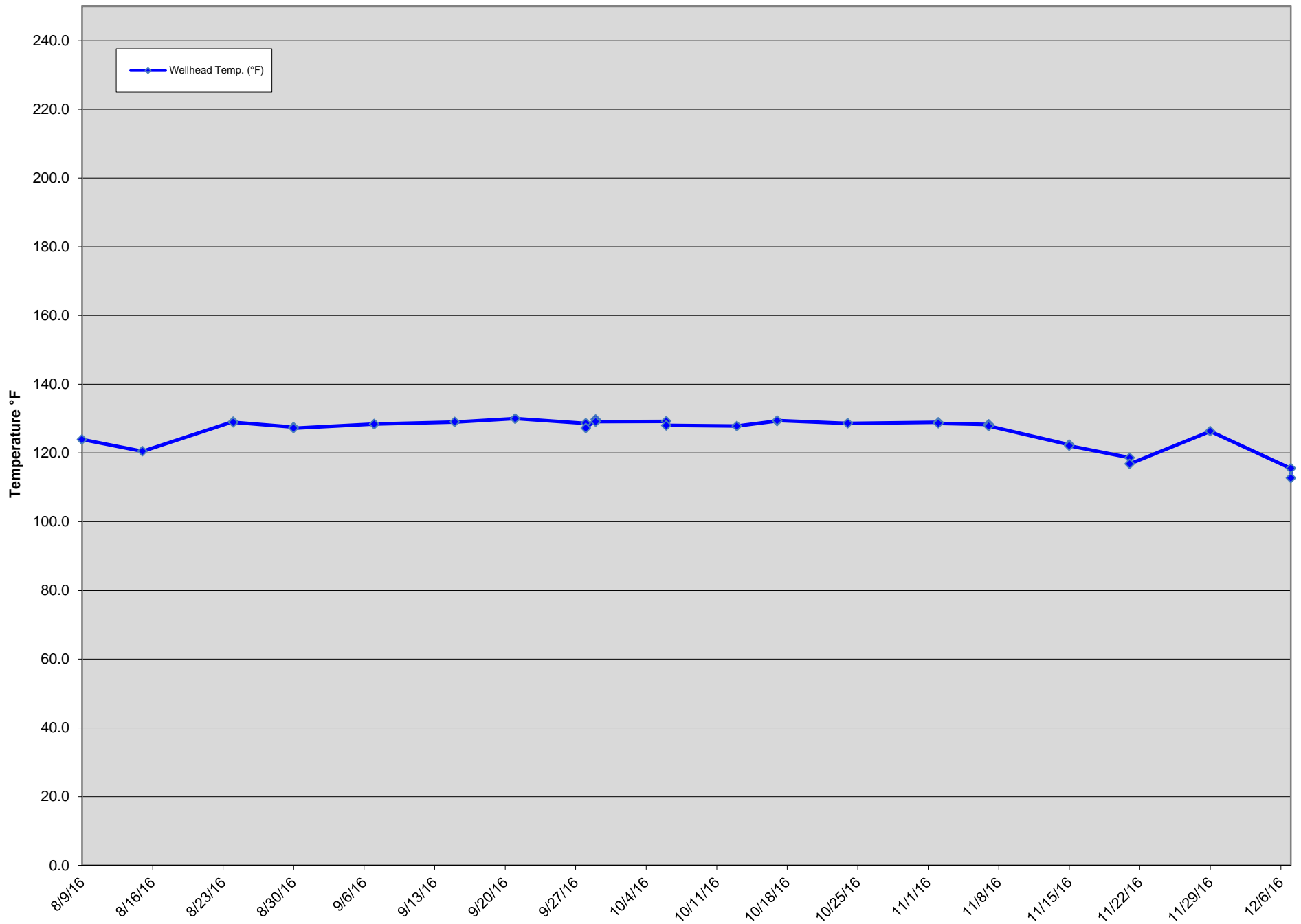
GEW ID#	Reading Date	CH4 (% Vol.)	CO2 (% Vol.)	Oxygen (% Vol.)	Balance (% Vol.)	Wellhead Temp. (°F)	Initial Static Pressure (In W.C.)
GEW-041R	08/09/16	56.5	35.3	0.3	7.9	107.0	-0.4
GEW-041R	08/15/16	56.2	39.1	0.0	4.7	105.2	-0.5
GEW-041R	08/24/16	55.3	39.4	0.3	5.0	106.2	-0.4
GEW-041R	08/30/16	55.0	39.1	0.4	5.5	105.2	-0.6
GEW-041R	09/07/16	55.7	39.3	0.4	4.6	105.0	-0.5
GEW-041R	09/07/16	56.2	39.4	0.4	4.0	105.0	-0.5
GEW-041R	09/15/16	54.7	34.9	0.4	10.0	107.4	-2.0
GEW-041R	09/15/16	53.4	37.0	0.4	9.2	107.2	-1.6
GEW-041R	09/21/16	39.8	33.5	0.4	26.3	107.7	-1.5
GEW-041R	09/21/16	40.1	33.5	0.4	26.0	107.8	-1.4
GEW-041R	09/28/16	40.4	34.4	0.7	24.5	106.7	-2.0
GEW-041R	09/28/16	40.8	33.6	0.7	24.9	106.2	-1.6
GEW-041R	09/29/16	41.9	35.0	0.2	22.9	105.7	-1.3
GEW-041R	09/29/16	42.1	34.6	0.5	22.8	104.3	-1.0
GEW-041R	10/06/16	51.2	36.3	0.5	12.0	104.5	-0.8
GEW-041R	10/06/16	50.8	36.9	0.4	11.9	104.5	-0.8
GEW-041R	10/13/16	49.4	36.7	0.1	13.8	103.5	-0.5
GEW-041R	10/17/16	52.7	37.5	0.2	9.6	102.7	-0.2
GEW-041R	10/24/16	53.9	36.3	0.2	9.6	103.5	-0.3
GEW-041R	11/02/16	52.4	37.3	0.6	9.7	100.8	-0.4
GEW-041R	11/07/16	52.3	37.4	0.6	9.7	97.9	-0.4
GEW-041R	11/07/16	52.4	37.3	0.8	9.5	98.1	-0.4
GEW-041R	11/15/16	52.1	36.6	0.7	10.6	96.7	-0.4
GEW-041R	11/21/16	50.6	36.6	1.1	11.7	92.7	-0.3
GEW-041R	11/29/16	54.2	38.0	0.5	7.3	88.9	-0.2
GEW-041R	12/07/16	52.1	37.1	0.9	9.9	87.3	-0.4

GEW-041R Wellhead Temperatures



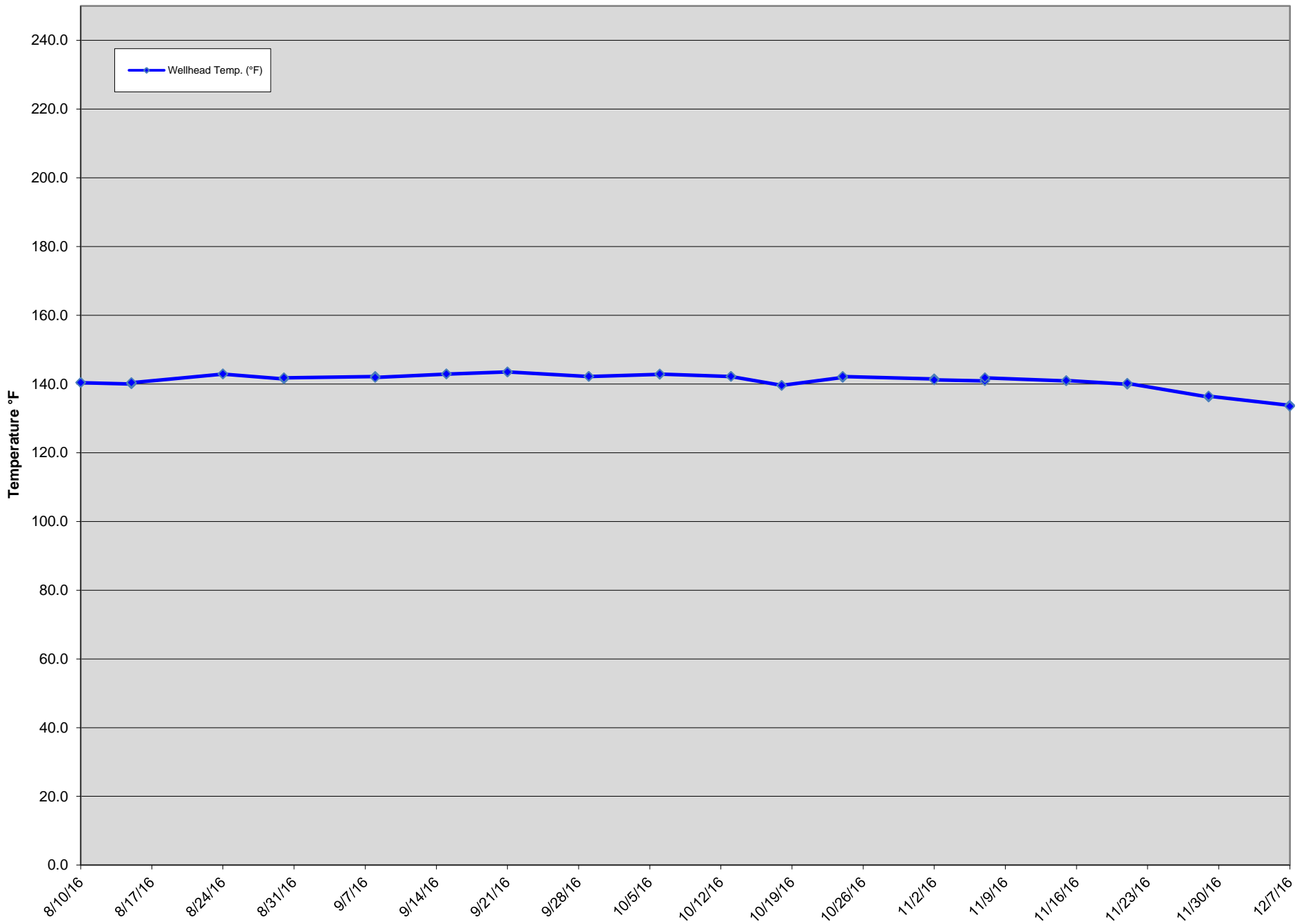
GEW ID#	Reading Date	CH4 (% Vol.)	CO2 (% Vol.)	Oxygen (% Vol.)	Balance (% Vol.)	Wellhead Temp. (°F)	Initial Static Pressure (In W.C.)
GEW-043R	08/09/16	56.1	37.0	0.1	6.8	123.9	-0.2
GEW-043R	08/15/16	55.2	40.4	0.0	4.4	120.5	-0.4
GEW-043R	08/24/16	53.4	41.1	0.2	5.3	129.1	-1.8
GEW-043R	08/24/16	53.2	41.8	0.2	4.8	128.9	-1.6
GEW-043R	08/30/16	52.8	41.6	0.2	5.4	127.5	-1.7
GEW-043R	08/30/16	52.9	42.1	0.2	4.8	127.2	-1.4
GEW-043R	09/07/16	53.9	41.4	0.3	4.4	128.4	-1.0
GEW-043R	09/07/16	54.4	41.8	0.3	3.5	128.4	-1.0
GEW-043R	09/15/16	60.0	39.3	0.3	0.4	129.0	-1.0
GEW-043R	09/21/16	51.4	40.0	0.4	8.2	130.0	-1.6
GEW-043R	09/21/16	51.2	39.9	0.4	8.5	130.0	-1.6
GEW-043R	09/28/16	51.6	39.9	0.7	7.8	128.6	-1.9
GEW-043R	09/28/16	50.4	39.4	0.9	9.3	127.2	-1.6
GEW-043R	09/29/16	53.3	39.7	0.0	7.0	129.7	-1.1
GEW-043R	09/29/16	52.6	40.7	0.1	6.6	129.1	-0.9
GEW-043R	10/06/16	51.9	40.2	0.2	7.7	129.2	-2.6
GEW-043R	10/06/16	51.4	40.3	0.2	8.1	128.0	-2.0
GEW-043R	10/13/16	53.0	39.2	0.0	7.8	127.8	-1.6
GEW-043R	10/17/16	51.9	40.8	0.0	7.3	129.3	-0.8
GEW-043R	10/17/16	51.8	41.5	0.0	6.7	129.4	-0.7
GEW-043R	10/24/16	53.1	40.0	0.0	6.9	128.6	-0.7
GEW-043R	11/02/16	52.3	39.8	0.3	7.6	128.9	-1.1
GEW-043R	11/02/16	51.8	40.1	0.3	7.8	128.6	-1.0
GEW-043R	11/07/16	53.3	40.7	0.0	6.0	128.3	-1.0
GEW-043R	11/07/16	53.5	41.9	0.2	4.4	127.8	-0.9
GEW-043R	11/15/16	50.9	40.1	0.5	8.5	122.4	-1.3
GEW-043R	11/15/16	50.6	39.5	0.5	9.4	122.1	-1.3
GEW-043R	11/21/16	50.2	38.9	0.7	10.2	118.6	-1.1
GEW-043R	11/21/16	49.9	38.4	0.7	11.0	116.8	-0.9
GEW-043R	11/29/16	54.0	40.9	0.0	5.1	126.3	-0.3
GEW-043R	12/07/16	54.5	38.5	0.6	6.4	115.5	-0.8
GEW-043R	12/07/16	53.2	39.0	0.9	6.9	112.7	-0.7

GEW-043R Wellhead Temperatures



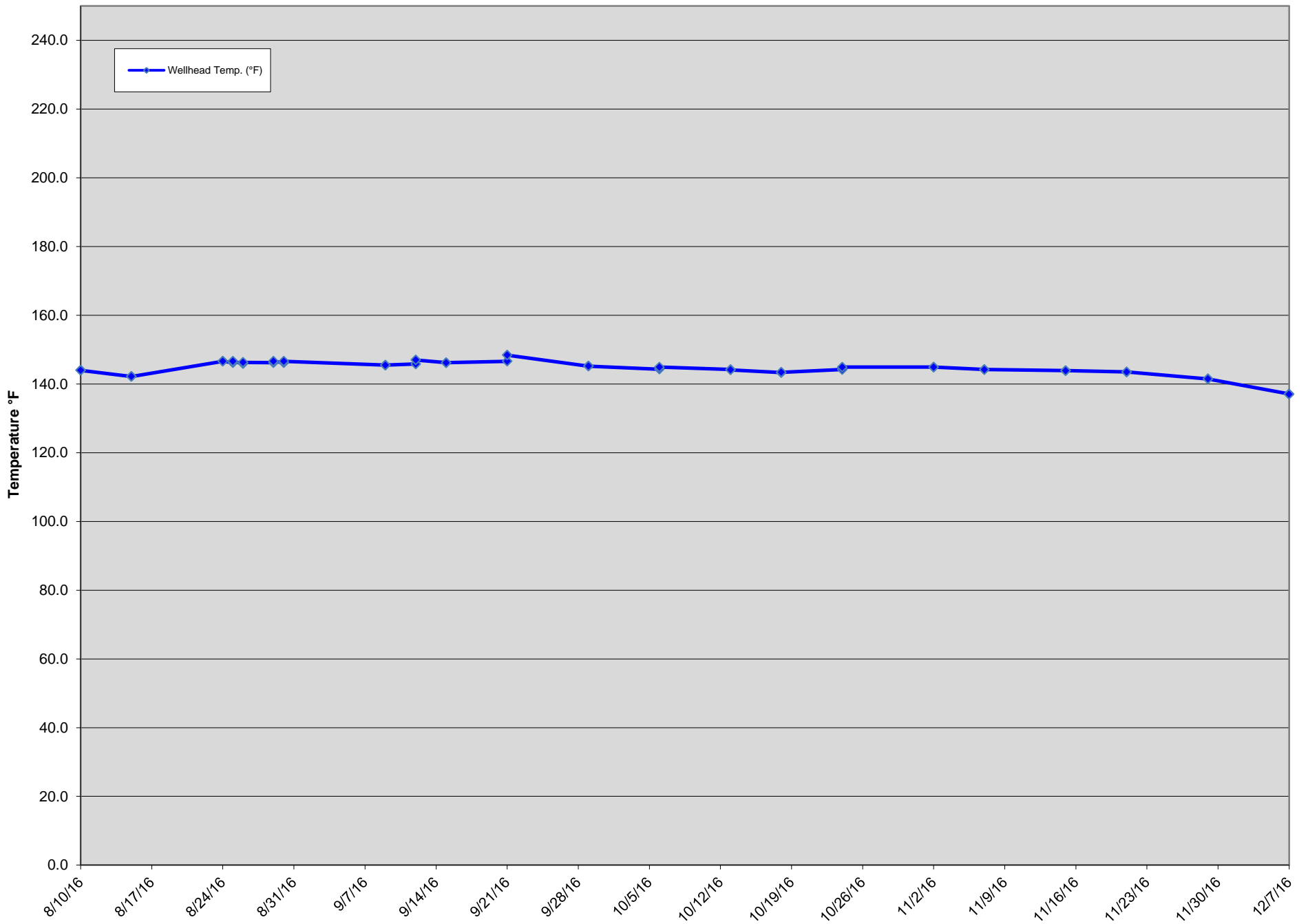
GEW ID#	Reading Date	CH4 (% Vol.)	CO2 (% Vol.)	Oxygen (% Vol.)	Balance (% Vol.)	Wellhead Temp. (°F)	Initial Static Pressure (In W.C.)
GEW-053	08/10/16	50.0	42.7	0.0	7.3	140.4	-0.2
GEW-053	08/10/16	49.6	41.6	0.0	8.8	140.4	-0.1
GEW-053	08/15/16	50.0	42.0	0.0	8.0	140.0	-0.2
GEW-053	08/15/16	49.6	42.5	0.0	7.9	140.4	-0.2
GEW-053	08/24/16	49.8	42.6	0.4	7.2	142.9	0.0
GEW-053	08/24/16	49.3	43.5	0.4	6.8	142.9	-0.1
GEW-053	08/30/16	50.9	40.9	0.0	8.2	141.5	-0.6
GEW-053	08/30/16	49.9	43.1	0.0	7.0	141.8	-0.6
GEW-053	09/08/16	50.6	43.0	0.0	6.4	142.2	-0.9
GEW-053	09/08/16	50.0	40.2	0.0	9.8	141.9	-0.9
GEW-053	09/15/16	58.2	41.7	0.1	0.0	142.9	0.2
GEW-053	09/15/16	57.0	42.9	0.1	0.0	142.9	0.2
GEW-053	09/21/16	51.3	42.2	0.1	6.4	143.5	-1.1
GEW-053	09/21/16	50.4	42.8	0.1	6.7	143.5	-1.2
GEW-053	09/29/16	52.5	40.0	0.0	7.5	142.2	-1.7
GEW-053	09/29/16	51.4	42.2	0.0	6.4	142.2	-1.7
GEW-053	10/06/16	50.7	41.2	0.1	8.0	142.8	-1.3
GEW-053	10/06/16	50.4	42.1	0.1	7.4	142.9	-1.2
GEW-053	10/13/16	50.0	41.8	0.0	8.2	142.2	-1.3
GEW-053	10/13/16	49.7	42.3	0.0	8.0	142.2	-1.3
GEW-053	10/18/16	50.3	39.6	0.0	10.1	139.6	-1.6
GEW-053	10/18/16	49.7	40.3	0.0	10.0	139.6	-1.6
GEW-053	10/24/16	50.3	39.1	0.0	10.6	141.9	-1.0
GEW-053	10/24/16	49.7	40.5	0.0	9.8	142.2	-1.0
GEW-053	11/02/16	49.9	39.1	0.1	10.9	141.5	-1.3
GEW-053	11/02/16	49.2	40.5	0.1	10.2	141.2	-1.3
GEW-053	11/07/16	50.7	39.0	0.0	10.3	140.9	-0.9
GEW-053	11/07/16	49.6	38.7	0.0	11.7	141.8	-1.4
GEW-053	11/15/16	50.1	38.5	0.0	11.4	140.9	-1.8
GEW-053	11/15/16	49.5	40.3	0.0	10.2	141.0	-2.3
GEW-053	11/21/16	50.5	38.9	0.1	10.5	139.9	-2.9
GEW-053	11/21/16	49.7	39.9	0.1	10.3	140.2	-2.8
GEW-053	11/29/16	51.3	38.8	0.0	9.9	136.2	-2.7
GEW-053	11/29/16	49.5	40.2	0.0	10.3	136.5	-2.9
GEW-053	12/07/16	49.7	38.8	0.0	11.5	133.8	-3.3
GEW-053	12/07/16	49.9	39.8	0.1	10.2	133.5	-3.5

GEW-053 Wellhead Temperatures



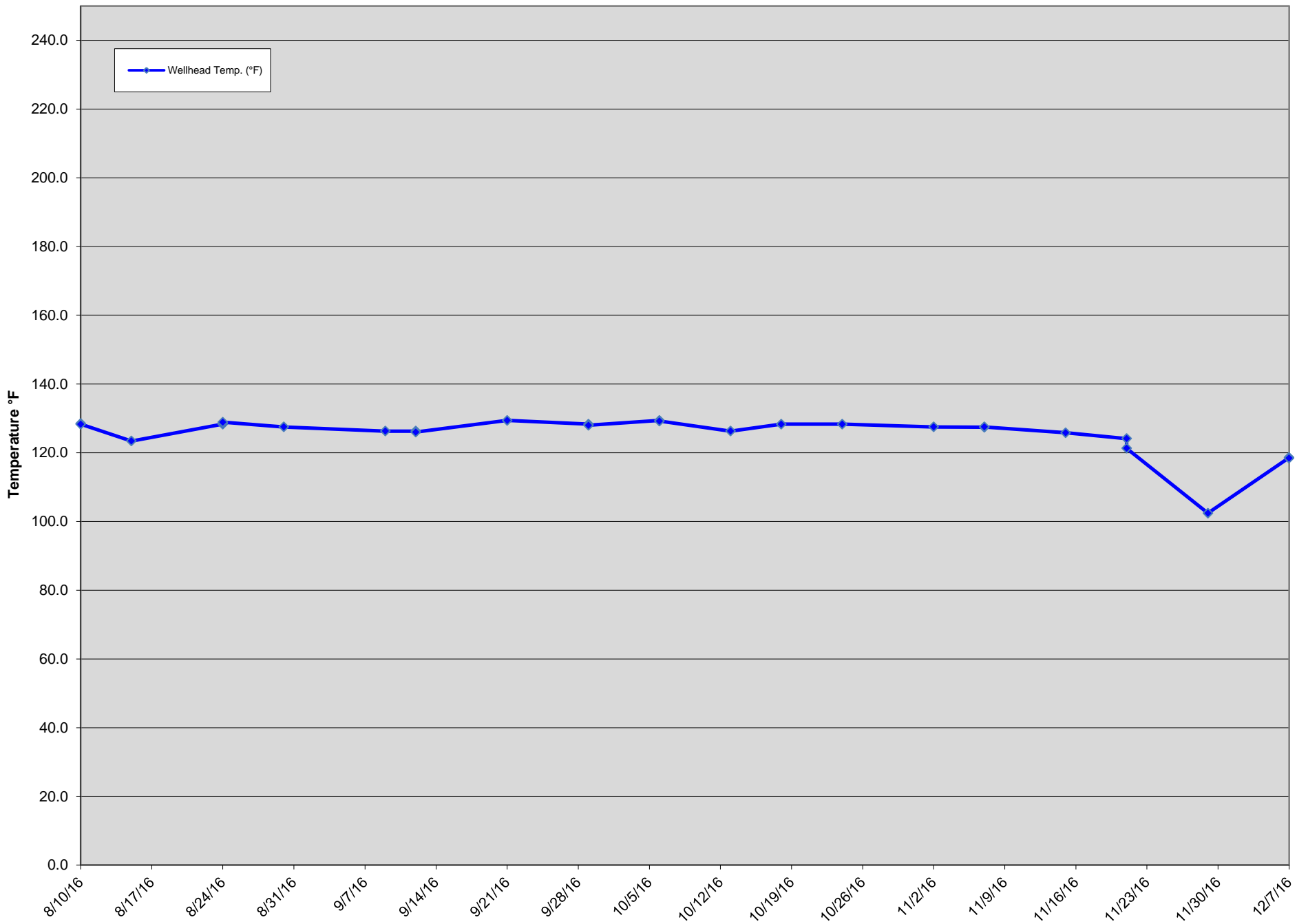
GEW ID#	Reading Date	CH4 (% Vol.)	CO2 (% Vol.)	Oxygen (% Vol.)	Balance (% Vol.)	Wellhead Temp. (°F)	Initial Static Pressure (In W.C.)
GEW-054	08/10/16	52.2	42.3	0.1	5.4	144.0	-3.1
GEW-054	08/10/16	52.1	42.6	0.1	5.2	144.0	-3.5
GEW-054	08/15/16	52.2	41.2	0.0	6.6	142.2	-3.8
GEW-054	08/15/16	52.1	41.1	0.0	6.8	142.2	-3.9
GEW-054	08/24/16	53.0	40.6	0.3	6.1	146.6	-3.0
GEW-054	08/24/16	51.9	42.1	0.4	5.6	146.6	-2.9
GEW-054	08/25/16	57.7	42.1	0.2	0.0	146.2	-3.4
GEW-054	08/25/16	57.0	41.0	0.2	1.8	146.6	-4.2
GEW-054	08/26/16	53.0	41.5	0.0	5.5	145.9	-4.9
GEW-054	08/26/16	52.3	42.1	0.0	5.6	146.3	-4.9
GEW-054	08/29/16	52.7	43.2	0.0	4.1	146.2	-4.7
GEW-054	08/29/16	52.3	43.4	0.0	4.3	146.6	-4.8
GEW-054	08/30/16	52.0	43.1	0.0	4.9	146.2	-4.9
GEW-054	08/30/16	52.2	42.9	0.0	4.9	146.6	-4.7
GEW-054	09/09/16	51.9	42.9	0.0	5.2	145.5	-4.9
GEW-054	09/09/16	52.0	43.2	0.0	4.8	145.5	-4.8
GEW-054	09/12/16	53.1	41.2	0.0	5.7	145.8	-4.8
GEW-054	09/12/16	52.6	42.1	0.0	5.3	147.0	-4.7
GEW-054	09/15/16	58.8	41.1	0.1	0.0	146.2	-2.9
GEW-054	09/15/16	58.4	41.5	0.1	0.0	146.2	-2.8
GEW-054	09/21/16	51.3	41.7	0.1	6.9	146.6	-4.6
GEW-054	09/21/16	50.4	42.2	0.1	7.3	148.4	-4.5
GEW-054	09/29/16	51.7	41.1	0.0	7.2	145.2	-6.6
GEW-054	09/29/16	51.2	41.6	0.0	7.2	145.2	-6.6
GEW-054	10/06/16	51.6	40.8	0.0	7.6	144.3	-5.6
GEW-054	10/06/16	52.0	40.5	0.1	7.4	144.9	-5.9
GEW-054	10/13/16	51.5	41.7	0.0	6.8	144.2	-6.9
GEW-054	10/13/16	51.0	41.8	0.0	7.2	144.1	-6.6
GEW-054	10/18/16	51.6	40.0	0.0	8.4	143.3	-6.7
GEW-054	10/18/16	50.8	40.8	0.0	8.4	143.4	-6.7
GEW-054	10/24/16	52.6	37.9	0.0	9.5	144.2	-6.8
GEW-054	10/24/16	51.2	40.3	0.0	8.5	144.9	-6.6
GEW-054	11/02/16	51.2	39.8	0.1	8.9	144.9	-6.0
GEW-054	11/02/16	50.4	41.3	0.0	8.3	144.9	-6.1
GEW-054	11/07/16	51.7	41.3	0.0	7.0	144.2	-6.7
GEW-054	11/07/16	50.9	39.3	0.0	9.8	144.2	-6.7
GEW-054	11/15/16	53.2	37.7	0.1	9.0	143.9	-6.4
GEW-054	11/15/16	51.1	40.2	0.0	8.7	143.9	-6.5
GEW-054	11/21/16	53.0	39.2	0.1	7.7	143.5	-7.0
GEW-054	11/21/16	51.8	40.4	0.0	7.8	143.5	-7.0
GEW-054	11/29/16	52.6	39.9	0.0	7.5	141.5	-3.6
GEW-054	11/29/16	51.2	42.0	0.0	6.8	141.5	-3.7
GEW-054	12/07/16	52.1	39.4	0.1	8.4	137.1	-5.6
GEW-054	12/07/16	51.9	39.2	0.3	8.6	137.0	-5.6

GEW-054 Wellhead Temperatures



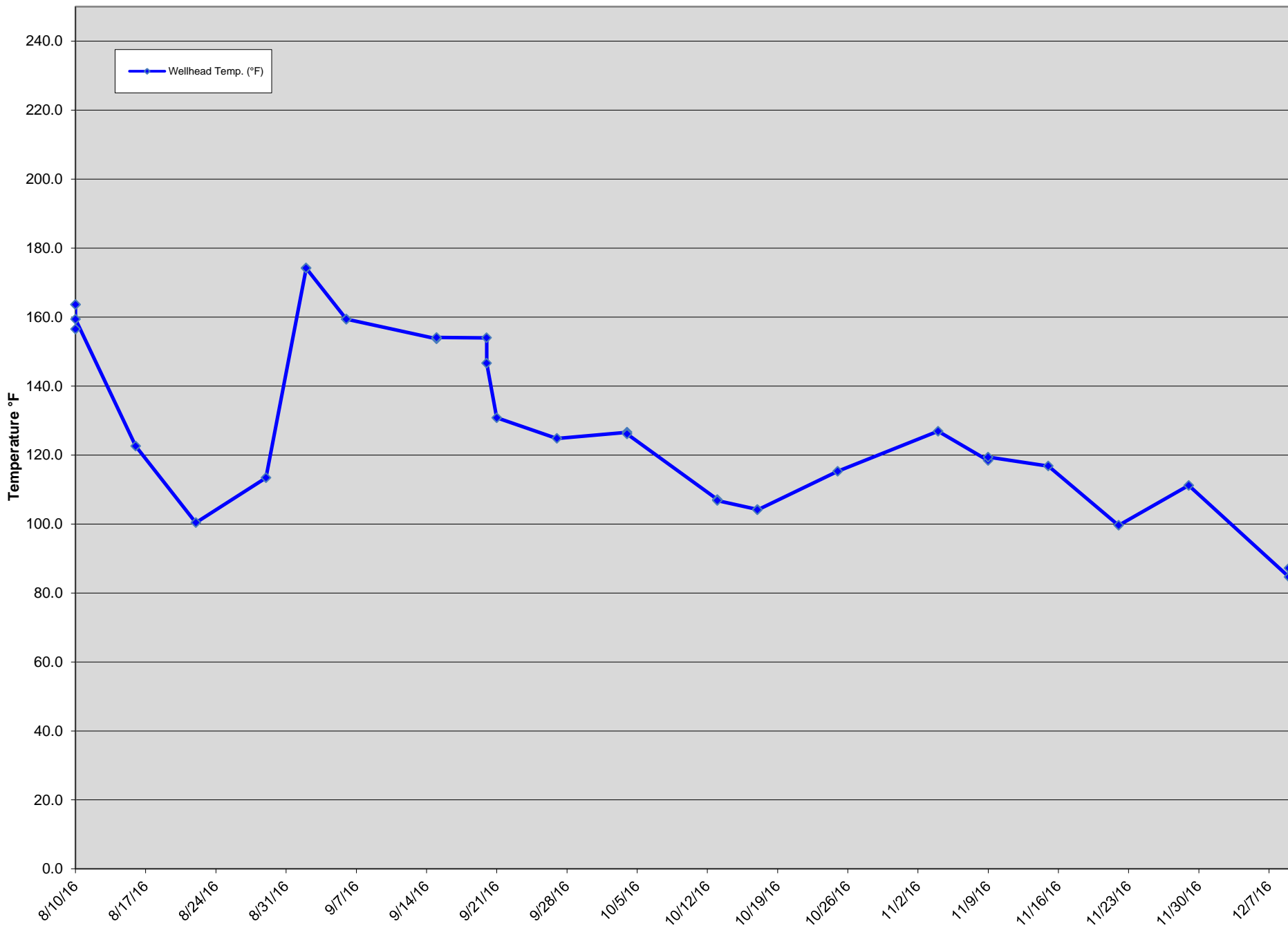
GEW ID#	Reading Date	CH4 (% Vol.)	CO2 (% Vol.)	Oxygen (% Vol.)	Balance (% Vol.)	Wellhead Temp. (°F)	Initial Static Pressure (In W.C.)
GEW-055	08/10/16	52.1	42.4	0.2	5.3	128.5	-0.1
GEW-055	08/10/16	52.2	43.1	0.2	4.5	128.3	-0.1
GEW-055	08/15/16	52.3	41.8	0.0	5.9	123.4	-0.2
GEW-055	08/24/16	52.5	42.3	0.4	4.8	128.3	0.0
GEW-055	08/24/16	52.6	42.4	0.4	4.6	128.9	0.0
GEW-055	08/30/16	52.9	42.7	0.0	4.4	127.5	-0.5
GEW-055	09/09/16	53.4	43.1	0.0	3.5	126.3	-0.4
GEW-055	09/12/16	53.1	42.7	0.0	4.2	126.3	-0.4
GEW-055	09/12/16	53.6	42.1	0.0	4.3	126.0	-0.4
GEW-055	09/21/16	53.0	41.4	0.1	5.5	129.4	-0.3
GEW-055	09/29/16	53.7	40.6	0.0	5.7	128.3	-0.8
GEW-055	09/29/16	53.9	41.4	0.0	4.7	128.0	-0.8
GEW-055	10/06/16	53.5	41.3	0.1	5.1	129.4	-0.5
GEW-055	10/06/16	54.1	40.8	0.1	5.0	129.2	-0.5
GEW-055	10/13/16	51.9	41.9	0.0	6.2	126.3	-0.6
GEW-055	10/18/16	51.8	39.6	0.0	8.6	128.3	-0.8
GEW-055	10/24/16	52.0	37.8	0.1	10.1	128.3	-0.5
GEW-055	11/02/16	51.7	41.2	0.2	6.9	127.5	-0.7
GEW-055	11/07/16	52.1	41.6	0.0	6.3	127.4	-0.5
GEW-055	11/07/16	52.3	42.1	0.0	5.6	127.5	-0.5
GEW-055	11/15/16	52.3	41.0	0.1	6.6	125.8	-0.5
GEW-055	11/21/16	53.6	40.1	0.3	6.0	124.1	-0.8
GEW-055	11/21/16	52.1	41.1	0.1	6.7	121.3	-0.7
GEW-055	11/29/16	52.9	42.2	0.0	4.9	102.4	-0.1
GEW-055	12/07/16	53.1	41.4	0.1	5.4	118.6	-0.4
GEW-055	12/07/16	52.8	41.4	0.4	5.4	118.4	-0.6

GEW-055 Wellhead Temperatures



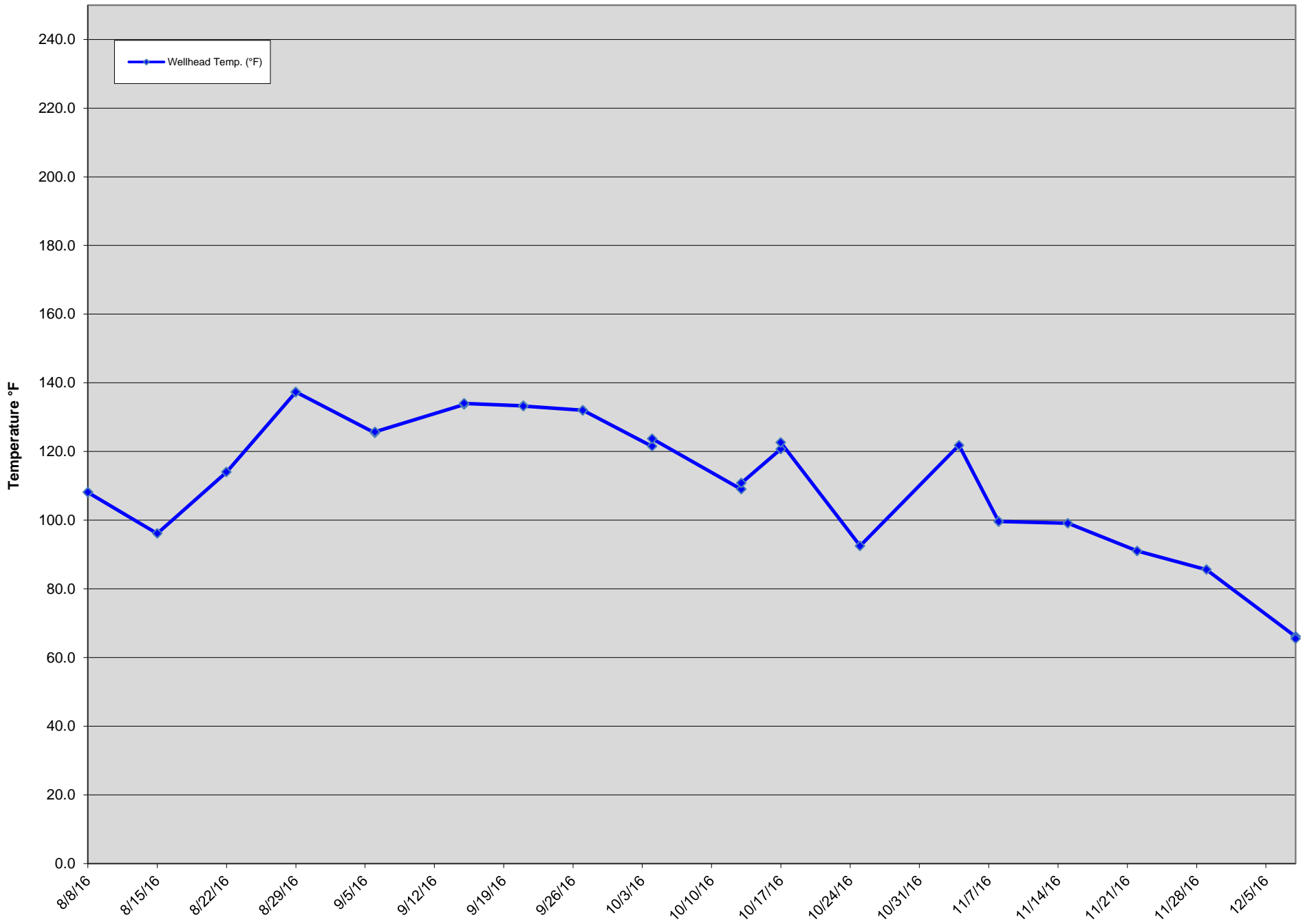
GEW ID#	Reading Date	CH4 (% Vol.)	CO2 (% Vol.)	Oxygen (% Vol.)	Balance (% Vol.)	Wellhead Temp. (°F)	Initial Static Pressure (In W.C.)
GEW-056R	08/10/16	18.8	51.3	0.4	29.5	163.6	-3.1
GEW-056R	08/10/16	19.5	49.5	0.5	30.5	163.6	-3.6
GEW-056R	08/10/16	18.9	48.8	0.3	32.0	156.5	-7.2
GEW-056R	08/10/16	18.9	49.2	0.3	31.6	159.4	-4.7
GEW-056R	08/16/16	17.9	46.8	0.1	35.2	122.6	-3.0
GEW-056R	08/22/16	1.5	53.2	0.2	45.1	100.4	-1.7
GEW-056R	08/29/16	2.0	56.5	0.5	41.0	113.4	-1.2
GEW-056R	09/02/16	18.8	56.7	0.3	24.2	174.2	-4.5
GEW-056R	09/02/16	18.9	57.7	0.3	23.1	174.2	-4.5
GEW-056R	09/06/16	23.3	45.5	0.4	30.8	159.4	-5.3
GEW-056R	09/06/16	24.3	46.6	0.5	28.6	159.4	-5.2
GEW-056R	09/15/16	21.2	45.2	0.3	33.3	153.7	-5.0
GEW-056R	09/15/16	22.1	43.5	0.3	34.1	154.1	-5.0
GEW-056R	09/20/16	16.5	44.2	0.3	39.0	154.0	-4.8
GEW-056R	09/20/16	18.3	41.6	0.2	39.9	146.6	-0.6
GEW-056R	09/21/16	13.2	51.7	0.2	34.9	130.8	-0.3
GEW-056R	09/27/16	12.9	49.5	0.2	37.4	124.8	-0.1
GEW-056R	10/04/16	14.9	52.5	0.0	32.6	126.6	-0.2
GEW-056R	10/04/16	15.6	49.9	0.0	34.5	126.1	-0.2
GEW-056R	10/13/16	18.9	51.2	0.0	29.9	107.1	-0.3
GEW-056R	10/13/16	18.6	52.9	0.0	28.5	106.8	-0.1
GEW-056R	10/17/16	3.4	56.6	0.0	40.0	104.2	0.1
GEW-056R	10/17/16	2.6	55.5	0.0	41.9	104.1	0.1
GEW-056R	10/25/16	18.7	53.8	0.0	27.5	115.3	-0.4
GEW-056R	11/04/16	6.6	38.2	1.3	53.9	126.9	-0.9
GEW-056R	11/09/16	11.6	47.0	0.0	41.4	118.4	-0.2
GEW-056R	11/09/16	11.0	50.2	0.0	38.8	119.4	-0.2
GEW-056R	11/15/16	10.8	41.1	0.0	48.1	116.8	-0.3
GEW-056R	11/22/16	19.6	46.0	0.0	34.4	99.6	-0.4
GEW-056R	11/29/16	16.4	48.3	0.0	35.3	111.2	-0.4
GEW-056R	12/09/16	13.7	50.0	0.0	36.3	84.6	-0.5
GEW-056R	12/09/16	14.5	47.0	0.0	38.5	87.2	-0.5

GEW-056R Wellhead Temperatures



GEW ID#	Reading Date	CH4 (% Vol.)	CO2 (% Vol.)	Oxygen (% Vol.)	Balance (% Vol.)	Wellhead Temp. (°F)	Initial Static Pressure (In W.C.)
GEW-109	08/08/16	12.0	42.8	0.1	45.1	108.1	-9.4
GEW-109	08/08/16	12.5	43.2	0.2	44.1	108.1	-9.3
GEW-109	08/15/16	9.6	48.3	0.2	41.9	96.1	-8.5
GEW-109	08/22/16	13.3	50.6	0.1	36.0	114.0	-7.3
GEW-109	08/29/16	20.1	55.7	0.4	23.8	137.3	-17.5
GEW-109	08/29/16	21.4	53.3	0.4	24.9	137.3	-17.5
GEW-109	09/06/16	22.5	54.8	0.6	22.1	125.4	-18.1
GEW-109	09/06/16	22.6	52.0	0.6	24.8	125.7	-18.6
GEW-109	09/15/16	20.6	55.5	0.4	23.5	133.7	-18.6
GEW-109	09/15/16	20.8	54.4	0.2	24.6	134.0	-18.6
GEW-109	09/21/16	18.7	48.8	0.5	32.0	133.3	-18.6
GEW-109	09/21/16	19.3	51.0	0.3	29.4	133.2	-18.1
GEW-109	09/27/16	19.7	51.6	0.2	28.5	132.0	-17.8
GEW-109	09/27/16	20.7	52.0	0.2	27.1	132.0	-17.8
GEW-109	10/04/16	21.6	51.3	0.1	27.0	121.5	-18.3
GEW-109	10/04/16	21.6	48.8	0.1	29.5	123.7	-19.2
GEW-109	10/13/16	19.8	44.4	0.4	35.4	109.0	-18.0
GEW-109	10/13/16	23.4	47.7	0.1	28.8	110.8	-18.9
GEW-109	10/17/16	13.7	50.3	0.1	35.9	120.7	-19.1
GEW-109	10/17/16	22.9	51.9	0.0	25.2	122.6	-18.9
GEW-109	10/25/16	23.2	48.9	0.1	27.8	92.5	-16.2
GEW-109	11/04/16	21.1	47.1	1.2	30.6	121.8	-14.3
GEW-109	11/08/16	21.1	47.0	0.0	31.9	99.6	-14.3
GEW-109	11/08/16	20.3	48.3	0.0	31.4	99.6	-14.6
GEW-109	11/15/16	21.4	52.2	0.0	26.4	99.1	-15.6
GEW-109	11/22/16	25.0	44.6	0.1	30.3	91.0	-16.2
GEW-109	11/29/16	20.9	53.6	0.0	25.5	85.6	-16.4
GEW-109	12/08/16	24.6	46.9	0.0	28.5	66.1	-16.2
GEW-109	12/08/16	23.9	48.6	0.0	27.5	65.5	-16.2

GEW-109 Wellhead Temperatures



GEW ID#	Reading Date	CH4 (% Vol.)	CO2 (% Vol.)	Oxygen (% Vol.)	Balance (% Vol.)	Wellhead Temp. (°F)	Initial Static Pressure (In W.C.)
GEW-110	08/10/16	1.8	10.4	18.1	69.7	106.5	0.0
GEW-110	08/10/16	1.8	10.4	17.6	70.2	108.8	0.0
GEW-110	08/16/16	1.3	10.9	18.4	69.4	94.6	0.0
GEW-110	08/16/16	1.4	9.8	18.7	70.1	94.4	0.0
GEW-110	08/22/16	2.6	12.2	17.3	67.9	97.2	0.0
GEW-110	08/22/16	2.5	10.0	17.5	70.0	97.3	0.0
GEW-110	08/29/16	3.6	11.8	17.3	67.3	112.8	0.0
GEW-110	08/29/16	3.7	9.3	17.4	69.6	113.0	0.0
GEW-110	08/31/16	3.0	11.1	16.7	69.2	104.1	0.0
GEW-110	08/31/16	3.0	10.9	16.3	69.8	104.1	0.0
GEW-110	09/06/16	1.2	4.9	18.4	75.5	117.9	-0.3
GEW-110	09/06/16	1.3	3.8	18.4	76.5	118.4	-0.3
GEW-110	09/15/16	1.9	4.1	19.5	74.5	100.2	-0.4
GEW-110	09/15/16	1.8	3.8	19.5	74.9	100.4	-0.4
GEW-110	09/20/16	3.2	11.4	17.1	68.3	115.0	-2.7
GEW-110	09/20/16	3.0	9.7	17.2	70.1	114.0	-0.5
GEW-110	09/21/16	7.0	22.4	10.9	59.7	110.0	-0.4
GEW-110	09/21/16	7.1	21.1	11.1	60.7	109.8	-0.4
GEW-110	09/27/16	6.2	25.4	9.5	58.9	112.7	-0.3
GEW-110	09/27/16	6.0	25.3	9.6	59.1	112.7	-0.3
GEW-110	10/04/16	5.2	21.8	11.3	61.7	105.3	-0.3
GEW-110	10/04/16	5.6	22.7	11.2	60.5	105.4	-0.3
GEW-110	10/04/16	6.9	30.6	7.5	55.0	115.8	-0.2
GEW-110	10/04/16	6.7	29.8	7.8	55.7	115.8	-0.2
GEW-110	10/13/16	10.3	28.1	14.2	47.4	87.9	-0.7
GEW-110	10/13/16	4.8	22.6	15.0	57.6	88.2	-0.7
GEW-110	10/17/16	5.9	48.0	9.6	36.5	101.9	-0.7
GEW-110	10/17/16	5.9	33.5	10.2	50.4	102.5	-0.7
GEW-110	10/25/16	9.9	56.4	0.0	33.7	69.7	0.1
GEW-110	10/25/16	10.2	55.4	0.0	34.4	74.2	-0.1
GEW-110	10/27/16	9.2	47.8	2.1	40.9	97.7	-0.1
GEW-110	11/04/16	2.2	22.2	13.0	62.6	89.2	-0.2
GEW-110	11/04/16	1.6	19.9	13.0	65.5	89.3	-0.2
GEW-110	11/09/16	2.1	36.5	8.7	52.7	86.3	-0.1
GEW-110	11/09/16	2.2	33.3	8.7	55.8	86.8	-0.1
GEW-110	11/15/16	3.0	38.2	6.5	52.3	89.1	-0.1
GEW-110	11/15/16	2.6	39.5	6.7	51.2	89.1	-0.1
GEW-110	11/22/16	3.1	36.2	8.2	52.5	60.9	-0.1
GEW-110	11/22/16	2.4	38.1	8.5	51.0	60.9	0.0
GEW-110	11/29/16	6.1	34.9	6.1	52.9	82.3	-0.1
GEW-110	11/29/16	2.8	39.7	6.1	51.4	82.1	-0.1
GEW-110	12/09/16	2.1	27.9	11.5	58.5	37.5	-0.1
GEW-110	12/09/16	2.7	24.6	11.8	60.9	38.1	-0.1

GEW-110 Wellhead Temperatures

